



1954 OFFICIAL NCAA
TRACK and FIELD

\$1

Guide

Wes Santee
University of Kansas

The Official Rules Book and Record Book of the
NATIONAL COLLEGIATE ATHLETIC ASSOCIATION

NATIONAL COLLEGIATE CHAMPIONSHIPS

By JIM MAY

Athletic News Staff, University of Nebraska

"Iness Cracks World Discus Mark"

"Santee Runs 4:03.7 Mile"

"Southern Cal Champ"

These brief headlines tell the story of the star-studded 1953 National Collegiate Track and Field Championships held at the University of Nebraska's Memorial Stadium in Lincoln, June 19 and 20.

It was the first opportunity for the United States' Olympic champions of 1952 to pass in review. O'Brien, Davis, Iness, Rerrigino, Hooper, Capozzoli, Santee, Betton, Baker—they were there. And so were some of the Olympians from other nations—Price of South Africa, Nilsson of Sweden, Ross of Canada, among others—all students at U. S. colleges.

The more than 15,000 persons who witnessed the two-day twilight show were not disappointed in what they saw.

Sim Iness, the Southern California giant, was the first athlete to hurl the discus further than 190 feet—his record-smashing toss went 190 feet- $\frac{7}{8}$ inch. The platter sailed that distance on Iness' final attempt, and the effort snatched the meet spotlight away from Wes Santee, the Kansas ranchboy.

Only a short time earlier Santee ran the second fastest mile ever accomplished in the United States. He started in the second lane near the outside of the track in a field of 25. He was fifth at the end of the first quarter. Benny Wilson of San Diego State set the first-quarter pace in 58 seconds.

At the half, Santee had moved up to third, only three yards back of Joe LaPiere of Georgetown who was timed in 2:03. Santee broke into the clear and took a 30-yard lead at three-quarters. His time was 3:04.

The rambling Jayhawk increased his pace. The cheering crowd rose to its feet as the huge Nebraska scoreboard clock neared the magic four-minute mark with Santee only yards from the tape.

The cheering became a roar when the winning time was announced. Santee had completed the final lap in 59.7 seconds.

A new meet record for the mile was established, but the Kansan's effort failed to better his 4:02.4 performance at Compton, Calif., two weeks earlier.

Iness' long throw broke the American, National Collegiate and NCAA meet standards. Santee also had bettered the official times for all three.

To Coach Jess Mortensen's Trojans went their fifth straight team title—Southern Cal's 17th since the first National Collegiate Championships meet in 1921.


Pushing the Trojans on to victory along with Big Sim were hurdler Jack Davis, lone double winner of the meet; Parry O'Brien, who set a new meet shot put mark of 58 feet- $\frac{7}{8}$ inches; quartermiler Jim Lea, and javelin thrower Dick Genter, plus several place winners.

Davis won the highs in 14 flat and came back for a low hurdle victory in 23.3, Lea was clocked in 47 seconds over the 440-yard distance, and Genter surprised with a winning javelin toss of 216 feet- $\frac{3}{4}$ inches.

Kansas State's Thane Baker collected a first and a second for his share of the meet laurels after scratching from the quarter mile prelims on the opening day. He won the furlong around one curve in 21.5, but was second by a scant stride to Illinois' Willie Williams in the 100. Williams was clocked in 9.7. The latter had beaten Baker in the semifinals in 9.4.

Lang Stanley of San Jose State, holder of the national high school 880 record, won that event in an unimpressive 1:52.4. Santee withdrew from the race after running the mile.

Iowa's Rich Ferguson, who hails from Canada, upset Georgetown's Charley Capozzoli in the two-mile by 20 yards. His time was 9:02.7.



AMERICA'S GREATEST MILER. Wes Santee, collects another title and another record in the National Collegiate championships at Lincoln last spring as he pushes the finish tape just 4 min. 3.7 sec. after starter Keri Walter set him off. Little Fred Dwyer of Villanova, although still far down the track, also broke the old National Collegiate championship meet mark with a 4 min. 7.1 sec. race in second place.

Fresno State's Fred Barnes won the pole vault at 14 feet-6 inches. He missed three tries for a new meet record of 14-10.

Sharing high jump laurels at 6-8½ were Milt Mead of Michigan, J. Lewis (Papa) Hall of Florida, and Mark Smith of Wayne University.

Marquette's John Bennett leaped 25 feet-3¾ inches to win the broad jump. The weather for the finals couldn't have been better. Not so, however, for the previous day's preliminaries. At times it couldn't have been worse.

Friday's assortment of elements all in the space of two hours included temperatures ranging from 100 down to 70 degrees, winds up to 60 miles per hour, dust, and then a spattering of rain.

The wind put the damper to all record tries in the short races, never falling below seven miles per hour.

When Baker ran and won his preliminary heat in the 220 a 45-mile per hour gust blew dust through the stadium, and the timers, unable to see the starting gun, had to go by sound. Official clocking was 22.2, but most observers felt the Wildcat star had broken 21.0.

The placing on all races was verified by the Bulova Phototimer. The figures in parenthesis show how many hundredths of a second each competitor finished after the winner, as shown by the Bulova Phototimer. Times for all place winners were computed by adding these differentials to the official winning time. In cases where the Bulova readings were not available, unofficial times are listed, indicated by "u." Wind aided by a "w."

Following are the complete results of the 1953 championship meet.

100-YARD DASH

First Heat—1. Thane Baker, Kansas State 9.5w; 2. Guy Blackburn, California (.08) 9.6w; 3. Joe Graffio, Southern California (.12) 9.6w; 4. Alex Burl, Colorado A&M (.16) 9.7w; 5. Harry Nash, Minnesota (.18) 9.7w; 6. Lindy Remigino, Manhattan (.24) 9.7w.

Second Heat—1. Dick Fuenning, Brigham Young 9.6w; 2. Joe Schatzle, Manhattan (.16) 9.8w; 3. Rod Richard, UCLA (.17) 9.8w; 4. Arthur Bragg, Morgan State (.18) 9.8w. All other competitors in this heat scratched.

Third Heat—1. Willie Williams, Illinois 9.8w; 2. Merv Brock, Oregon State (.05) 9.9w; 3. Leslie Laing, Fresno State (.16) 10.0w; 4. Otis Johnson, Morgan State (.66) 10.5w; 5. Charles Thomas, Texas (.72) 10.5w; 6. Bob Gary, Washington State (.87) 10.7w.

First Semi-final—1. Williams 9.4w; 2. Baker (.01) 9.4w; 3. Schatzle (.10) 9.5w; 4. Graffio (.24) 9.6w; 5. Brock (.26) 9.7w; 6. Johnson (.30) 9.7w.

Second Semi-final—1. Blackburn 9.6w; 2. Richard 9.7uw; 3. Laing 9.7uw; 4. Burl 9.7uw; 5. Fuenning 9.8uw. Bragg scratched.

Final—1. Williams 9.7; 2. Baker (.07) 9.8; 3. Laing (.08) 9.8; 4. Richard (.30) 10.0; 5. Blackburn (.32) 10.0; 6. Schatzle (.33) 10.0.

220-YARD DASH

First Heat—1. Charley Thomas, Texas 21.5w; 2. Clint Richardson, Washington State (.19) 21.7w; 3. Alex Burl, Colorado A&M (.28) 21.8w. All other competitors in this heat scratched.

Second Heat—1. Thane Baker, Kansas State 20.5uw; 2. Joe Walker, LaSalle (.69) 21.2uw; 3. Lee Stevens, Miami (.85) 21.4uw; 4. Jim Rogers, Morgan State (1.22) 21.7uw. All other competitors in this heat scratched.

Third Heat—1. Leslie Laing, Fresno State 21.1w; 2. Merv Brock, Oregon State (.08) 21.2w; 3. Rod Richard, UCLA (.26) 21.4w; 4. Otis Johnson, Morgan State (.29) 21.4w; 5. Lindy Remigino, Manhattan (.69) 21.8w; 6. Quanah Cox, Oklahoma (1.59) 22.7w.

Final—1. Baker 21.5; 2. Richard (.28) 21.8; 3. Laing (.29) 21.8; 4. Thomas (.52) 22.0; 5. Brock (.67) 22.2; 6. Richardson (.72) 22.2; 7. Walker (1.05) 22.6.

440-YARD DASH

First Heat—1. Louis Vargha, Michigan State 49.5; 2. Verle Sorgen, Southern California 50.1u; 3. Grant Scruggs, Michigan 50.1u; 4. Fred George, Stanford 50.1u; 5. Ben Youtsey, Purdue 50.5u.

Second Heat—1. Fred Schlereth, Columbia 48.3; 2. Jim Rogers, Morgan State 48.4u; 3. Walt Burnett, San Jose State 48.5u; 4. Don Smith, Kansas 48.6u; 5. Quanah Cox, Oklahoma 49.8u; 6. Charles Swanum, Minnesota 49.9u.

Third Heat—1. Jack Carroll, Michigan 49.0; 2. Jim Lea, Southern California 49.1u; 3. Don Johnson, Auburn 49.2u; 4. Don Timmerman, California 49.4u; 5. Josh Culbreath,

Morgan State 49.8u; 6. John Riederer, Kansas 49.9u.

First Semi-final—1. Schlereth 49.1; 2. Sorgen 49.1u; 3. Smith 49.2u; 4. Timmerman 49.2; 5. Vargha 50.8u; 6. Scruggs 51.0u.

Second Semi-final—1. Lea 48.5; 2. Johnson 48.6u; 3. Carroll 48.6u; 4. Rogers 48.6; 5. Burnett 48.7u; 6. George 52.2u.

Final—1. Lea 47.0; 2. Smith 47.7u; 3. Sorgen 47.7u; 4. Johnson 47.8u; 5. Rogers 48.2u; 6. Schlereth 48.3u; 7. Carroll 49.1u.

880-YARD RUN

First Heat—1. Wes Santee, Kansas 1:52.4; 2. Paul Carlin, Wyoming (.52) 1:52.9; 3. Gene Maynard, Illinois (1.65) 1:54.1; 4. Paul Raudenbush, Pennsylvania (2.72) 1:55.1; 5. Jack Sage, UCLA 1:55.7u; 6. Tom Monfore, Wisconsin 1:58.2u; 7. Carl Joyce, Georgetown; 8. Don Balsley, San Diego State. Ben Angle, VMI, disqualified for two false starts.

Second Heat—1. Stacey Siders, Illinois 1:54.6; 2. John Ross, Michigan (.92) 1:55.5; 3. Lon Spurrier, California (.93) 1:55.5; 4. Lang Stanley, San Jose State (1.31) 1:55.9; 5. Bill Link, Washington State (1.34) 1:55.9; 6. Bob Simon, Stanford (1.76) 1:56.4; 7. Art Dalzell, Kansas; 8. Lou Gooden, Morgan State; 9. Benny Wilson, San Diego State.

Final—1. Stanley 1:52.4; 2. Raudenbush (.42) 1:52.8; 3. Carlin (.60) 1:53.0; 4. Maynard (.89) 1:53.3; 5. Spurrier (1.10) 1:53.5; 6. Siders (1.28) 1:53.7; 7. Ross.

ONE-MILE RUN

1. Wes Santee, Kansas 4:03.7; 2. Fred Dwyer, Villanova (3.42) 4:07.1; 3. Len Simpson, California 4:11.5u; 4. Joe LaPierre, Georgetown 4:12.5u; 5. Wayne Robins, Marquette 4:13.0u; 6. Russ Bonham, Whittier 4:14.9u; 7. John Moule, Michigan 4:17.9u; 8. Bob Simon, Stanford 4:18.0u. Also completed: Louis Madrid, Wyoming; Benny Wilson, San Diego State; Bob Forna, Washington; Tom Monfore, Wisconsin; John Cook, Michigan State; Jim Lambert, Purdue; Carl Joyce, Georgetown.

TWO-MILE RUN

1. Rich Ferguson, Iowa 9:02.7; 2. Charley Capozzoli, Georgetown (5.57) 9:08.3; 3. Gene Matthews, Purdue 9:14.4u; 4. Lou Gourley, Idaho 9:18.6u; 5. Walt Jewsbury, Illinois 9:19.4u; 6. Denny Meyer, Washington 9:28.1u; 7. Walter Glassford, Rutgers 9:32.6u; 8. Larry Carter, UCLA 9:38.5u. Also competed: Bruce Drummond, Oklahoma; Tom Sturak, San Diego State; Wayne Lundell, Brigham Young; Jim Blaine, Texas A&M; Thoburn Maxwell, Princeton; Jerry Piper, Missouri; Claude Fiddler, Occidental; Bob Reed, Stanford.

120-YARD HIGH HURDLES

First Heat—1. Jack Davis, Southern California 13.9w; 2. Gerry Wood, Stanford (.27) 14.2w; 3. Ron Dobson, Oklahoma (.31) 14.2w; 4. Willard Thomson, Illinois (.33) 14.2w; 5. John Corbelli, Michigan State (.57) 14.5w; 6. Harvey Newquist, Notre Dame (.61) 14.5w; 7. Bill Ruschel, Pittsburgh.

Second Heat—1. Joel McNulty, Illinois 14.2w; 2. Jim Philbee, Bradley (.11) 14.3w; 3. Van Bruner, Michigan (.29) 14.5w; 4. Willard Wright, Southern California (.43) 14.6w; 5. Gerald Scallorn, Texas (.93) 15.1w. Wallace Monhan, Pittsburgh, fell.

Final—1. Davis 14.0; 2. McNulty (.30) 14.3; 3. Thomson (.58) 14.6; 4. Wood (.59) 14.6; 5. Bruner (.68) 14.7; 6. Philbee (.69) 14.7; 7. Dobson (1.02) 15.0.

220-YARD LOW HURDLES

First Heat—1. Joe Corley, Illinois 23.3w; 2. Jack Davis, Southern California (.11) 23.4w; 3. Ron Dobson, Oklahoma (.25) 23.6w; 4. Gerald Scallorn, Texas (1.51) 24.8w; 5. Wallace Monahan, Pittsburgh 25.0uw; 6. Josh Culbreath, Morgan State 25.1uw; 7. Don Timmerman, California 25.3uw.

Second Heat—1. Jim Philbee, Bradley 23.5w; 2. Tom Hughes, Purdue (.16) 23.7w; 3. Bobby Ragsdale, Texas A&M (.18) 23.7w; 4. Leon Clarke, Southern California (.67) 24.2w; 5. Doug Sorrell, Colorado A&M 24.4uw.

Third Heat—1. Joel McNulty, Illinois 23.3w; 2. Johnny Mapp, VMI 23.5uw; 3. Bruce Sweeney, Idaho 23.8w; 4. Leven Gray, Missouri; 5. John Corbelli, Michigan State; 6. Herman Wade, Morgan State.

Final—1. Davis 23.3; 2. McNulty (.15) 23.5; 3. Mapp (.20) 23.5; 4. Philbee (.29) 23.6; 5. Corley (.54) 23.8; 6. Hughes (.69) 24.0; 7. Dobson (1.19) 24.5.

HIGH JUMP

1. Tie among Milt Mead, Michigan, J. Lewis Hall, Florida and Mark Smith, Wayne, 6'8½"; 4. Ernie Shelton, Southern California 6'7½"; 5. Manuel Ronquillo, Southern California.

6'5"; 6. tie among Cal Clark, Utah, Arnold Betton, Drake and Jim Herb, Penn State, 6'4". Also competed: tie among Joe Page, San Diego, State, Herman Wade, Morgan State, Howard McCants, Washington State, Dick Frische, Miami (O.), Dick Wham, Illinois and Frank Gaffney, Manhattan, 6'2"; tie between Nason Fishback, Stanford and Jim Harper, Indiana 6'0"; Bob Smith, Kansas 5'10".

POLE VAULT

1. Fred Barnes, Fresno State 14'6"; 2. Dave Kenly, Arizona State 14'1 $\frac{1}{4}$ "; 3. tie between Jerry Welbourn, Ohio State and Joe Springer, Notre Dame 13'9 $\frac{7}{8}$ "; 5. tie among Len Eilers, UCLA, Malcolm Marks, Texas A&M, Gordon Riddell, Colorado A&M, Van Zimmerman, Pennsylvania and Vic Anderson, Washington State, 13'5 $\frac{3}{4}$ ". Also competed: tie among Ray Packwood, Oregon, Bob Ehrhart, Northwestern, Jim Wright, Illinois, Paul Erickson, Bradley, Jim Harrington, Notre Dame and West Steanson, Kansas, 12'11 $\frac{7}{8}$ "; Jim Sommers, Nebraska and Bill Johnson, Augustana, did not clear opening height.

BROAD JUMP

Trials—1. John Bennett, Marquette 25'1 $\frac{1}{4}$ "w; 2. Bobby Ragsdale, Texas A&M 24'6 $\frac{3}{4}$ "w; 3. Clint Richardson, Washington State 24'1 $\frac{5}{8}$ "w; 4. Darrold Skartvedt, Washington 24'3 $\frac{3}{8}$ "w; 5. Glenn Beerline, Nebraska 23'11 $\frac{1}{8}$ "w; 6. Phil Greenwood, California 23'10 $\frac{1}{2}$ "w; 7. Tom Floyd, Illinois 23'5 $\frac{3}{8}$ "w. Also competed: Neville Price, Oklahoma 23'2 $\frac{3}{8}$ "w; Bill Benson, Augustana 23'1 $\frac{1}{8}$ "w; Dick Fuenning, Brigham Young 23'3 $\frac{3}{8}$ "w; Bob Henard, Iowa 22'10 $\frac{1}{2}$ "w; Bob Smith, Kansas 22'8 $\frac{3}{4}$ "w; George Shaw, Columbia 22'8 $\frac{1}{4}$ "w; Bruce Sweeney, Idaho 22'6 $\frac{3}{8}$ "w; Jim Kent, Iowa State 22'5 $\frac{7}{8}$ "w; Bill Flowers, Colorado A&M 22'5" w; William Ruschel, Pittsburgh 22'3 $\frac{1}{2}$ "w; Ladd Hanscom, Nebraska, fouled only jump. *Finals*—1. Bennett 25'3 $\frac{3}{8}$ "w; 2. Ragsdale 24'6 $\frac{3}{4}$ "w; 3. Richardson 24'1 $\frac{5}{8}$ "w; 4. Skartvedt 24'3 $\frac{3}{8}$ "w; 5. Beerline 23'11 $\frac{1}{8}$ "w; 6. Greenwood 23'10 $\frac{1}{2}$ "w; 7. Floyd 23'5 $\frac{3}{8}$ "w.

SHOT PUT

Trials—1. Parry O'Brien, Southern California 55'7 $\frac{3}{4}$ "; 2. Fritz Nilsson, Michigan 54'9 $\frac{1}{2}$ "; 3. Tom Jones, Miami (O.) 54'5 $\frac{1}{4}$ "; 4. Darrow Hooper, Texas A&M 54'4 $\frac{1}{2}$ "; 5. Howard Hertz, Stantord 52'10"; 6. Joe Morgan, Ohio State 50'9 $\frac{1}{2}$ "; 7. Joe McLaughlin, St. Joseph's 50'1". Also competed: Clyde Wetter, UCLA 49'8"; Bobby Gross, Texas A&M 49'5"; John McCallum, Pennsylvania 48'8 $\frac{1}{2}$ "; Al Thompson, Columbia 47'9"; Dick Knowles, Kansas 45'11 $\frac{1}{4}$ "; Cliff Dale, Nebraska 45'5"; Paul Grimm, Nebraska, fouled all puts. *Finals*—1. O'Brien 58'7 $\frac{3}{4}$ "; 2. Hooper 56'4 $\frac{1}{4}$ "; 3. Jones 55'7 $\frac{5}{8}$ "; 4. Nilsson 54'9 $\frac{1}{2}$ "; 5. Hertz 52'10"; 6. Morgan 50'9 $\frac{1}{2}$ "; 7. McLaughlin 50'4".

DISCUS THROW

Trials—1. Sim Iness, Southern California 183'; 2. Parry O'Brien, Southern California 173'8"; 3. Darrow Hooper, Texas A&M 162'2"; 4. Fritz Nilsson, Michigan 161'4"; 5. Howard McCants, Washington State 158'6 $\frac{1}{2}$ "; 6. Chuck Renfro, Stanford 156'10"; 7. Al Thompson, Columbia 156'9". Also competed: Sam Adams, California 154'4"; Roy Pella, Michigan 153'11"; Larry Smith, Nebraska; Dick Knowles, Kansas; Bobby Gross, Texas A&M; and Cliff Dale, Nebraska, had no measured throw. Tom Jones, Miami (O.), fouled all throws. *Finals*—1. Iness 190'7 $\frac{3}{8}$ "; 2. O'Brien 173'8"; 3. Renfro 165'5 $\frac{3}{8}$ "; 4. Nilsson 162'8 $\frac{1}{4}$ "; 5. Hooper 162'2"; 6. McCants 158'6 $\frac{1}{2}$ "; 7. Thompson 156'9".

JAVELIN THROW

Trials—1. Ray Rocker, Loyola (La.) 211'1" w; 2. Dick Genthner, Southern California 211'7 $\frac{1}{2}$ " w; 3. Sam Adams, California 206'5 $\frac{1}{8}$ " w; 4. Ralph Sutton, Oregon State 203'11 $\frac{1}{4}$ " w; 5. Al Cantello, La Salle 202'4" w; 6. Leo Long, Stanford 202'1" w; 7. Bob Kimball, Stanford 201'11" w. Also competed: Chuck Harlow, Stanford 198" w. Dick Righter, California; Andy Darby, Fresno State; Jim Swim, Kansas; Stan Huntsman, Wabash; and Joe Page, San Diego State, had no measured throws. *Finals*—1. Genthner 216'9 $\frac{3}{4}$ "; 2. Rocker 211'1" w; 3. Kimball 209'7 $\frac{1}{4}$ "; 4. Long 206'7 $\frac{1}{8}$ "; 5. Adams 206'5 $\frac{1}{8}$ " w; 6. Sutton 205'9 $\frac{1}{2}$ "; 7. Cantello 202'4" w.

TEAM SCORES

1. Southern California 80; 2. Illinois 41; 3. tie between Fresno State and Stanford 22; 4. Texas A&M 18 3/5; 6. tie among Kansas State, Kansas and Michigan 18; 9. California 13; 10. UCLA 12 3/5; 11. tie between Georgetown and Marquette 12; 13. tie between Iowa and San Jose State 10; 15. tie between Washington State and Pennsylvania 8 3/5; 17. Arizona State, Loyola (La.), Florida, Villanova and Wayne 8; 22. Purdue 7; 23. Miami (O.), Ohio State, Wyoming and Virginia Military 6; 27. Bradley, Notre Dame and Washington 5; 30. Auburn, Idaho and Texas 4; 33. Oregon State 3; 34. Morgan State and Nebraska 3; 36. Columbia, Manhattan and Whittier 1; 39. Colorado A&M 3/5; 40. Drake, Penn State and Utah 3/8. Augustana, Iowa State, LaSalle, Northwestern, Occidental, Princeton, Rutgers, St. Joseph's, San Diego State, Minnesota, Missouri, Oklahoma, Oregon, Pittsburgh, Wisconsin, Wabash and Brigham Young competed but did not score.

The National Collegiate Track Coaches Association

1953-1954 Directory

President

AL MOREAU, Louisiana State University

Vice-President

J. KENNETH DOHERTY, University of Pennsylvania

Secretary

M. E. (BILL) EASTON, University of Kansas

Treasurer

RILEY BEST, University of Wisconsin

Advisory Committee

1st District—ELLIOTT NOYES, Dartmouth College
2nd District—JOHN GIBSON, Seton Hall University
3rd District—PERCY BEARD, University of Florida
4th District—DON CANHAM, University of Michigan
5th District—JOHN JACOBS, University of Oklahoma
6th District—CLYDE LITTLEFIELD, University of Texas
7th District—HARRY ADAMS, Montana State University
8th District—JACK MOOBERRY, Washington State College
At Large—PAYTON JORDAN, Occidental College

Membership Committee

FRANK ANDERSON, Texas A&M College
PERCY BEARD, University of Florida
SHERMAN (PETE) COUCH, University of Utah
NORRIS DEAN, Georgia Inst. of Technology
ROBERT GIEGENGACK, Yale University
J. FLINT HANNER, Fresno State College
WARD H. HAYLETT, Kansas State College
RALPH HIGGINS, Oklahoma A&M College
LEO T. JOHNSON, University of Illinois
JESS MORTENSEN, University of Southern California
CARL OLSON, University of Pittsburgh
KARL SCHLADEMAN, Michigan State College

Active membership in the NCTCA is open to all college and university coaches and staff members, upon payment of one year's dues (\$5.00). Associate membership is open high school coaches and track officials, upon payment of one year's dues (\$3.00).

National AAU Championships

Dayton, O., June 26-27, 1953

TEAM SCORES—New York AC 114, Los Angeles AC 87½, New York Pioneer Club 59, San Francisco Olympic Club 33, Morgan State 32, US Army 31, Grand Street Boys' Assn 28, Chicago CYO 23, Santa Clara County Youth Center 19, US Marines 16, Plainfield Boosters 16, US Navy 15 1/3, Kansas State 14, Houston AC 13, Kansas 10, 92nd Street YMHA 10.

100—Bragg (MS) 9.5, Baker (KSC) 9.5, Golliday (USA) 9.5, Schatzle (NYAC) 9.6, Graffio (LAAC) 9.6, Remigino (NYAC) 9.6.

220—Stanfield (GSBA) 21.2t, Bragg (MS) 21.3t, Baker (KSC) 21.4t, Schatzle (NYAC) 21.5t, McKenley (GSBA) 21.6t, Mashburn (unat) 21.7t.

440—Mashburn (unat) 47.1, Lea (LAAC) 48.0, McKenley (GSBA) 48.2, Rogers (MS) 48.8, Schlereth (NYAC) 49.0, Jenkins (Rindge Tech HS, Cambridge, Mass.) 49.2.

880—Whitfield (GSBA) 1:51.5, Cryer (USA) 1:51.7, Walters (USMC) 1:52.2, Pearson (NYPC) 1:53.1, Joyce (Georgetown) 1:53.2, Raudenbush (Penn) 1:54.5.

MILE—Santee (Kansas) 4:07.6, Dwyer (NYAC) 4:12.1, Drummond (Oklahoma) 4:14.1, LaPierre (Georgetown) 4:14.6, Joyce (Georgetown) 4:18.8, Simpson (SFOC) 4:19.5.

3-MILE—Capozzoli (NYAC) 14:28.2, McKenzie (NYPC) 14:46.1, Moriya (unat) 15:07.9, Johnson (NYPC) 15:08.0, Stone (NYAC) 15:20.0, Hart (Collegiate T&F Club) 15:29.5.

6-MILE—Stone (NYAC) 31:18.2, Kelly (Chi CYO) 31:39.9, Lippmeier (NYAC) 31:52.9, Sturak (San Diego State) 32:03.8, Warner (USN) 32:13.8, Scott (NYPC) 32:29.3.

120 HIGH HURDLES—Davis (LAAC) 13.9, Campbell (Plainfield) 14.1, Thomson (unat) 14.2, Barnard (USN) 14.2, Wright (LAAC) 14.7, Stevens (Tennessee State) 14.7.

220 LOW HURDLES—Davis (LAAC) 23.7t, Campbell (Plainfield) 24.0t, Mapp (unat) 24.4t, Millett (Brigham Young) 24.8t, Thompson (HAC) 24.9t, Scallorn (HAC) 25.0t.

440 HURDLES—Culbreath (MS) 52.5, Johnson (unat) 53.7, Bright (USA) 54.5, Sage (LAAC) 54.8, Halderman (LAAC) 55.4, Shedd (NYAC).

2-MILE STEEPLECHASE—H. Ashenfelter (NYAC) 10:02.5, Druetzler (USA) 10:29.9, Coleman (USA) 10:41.7, Wilson (San Diego State) 10:47.8, Waltaire (LAAC) 10:55.0, Kelly (Chi CYO) 10:58.0.

2-MILE WALK—Laskau (92nd YMHA) 14:23.4, Humcke (NYAC) 16:08.8, Wall (Baltimore OC) 16:13.0, Chicura (NYAC), Yarcho (unat).

HIGH JUMP—Davis (HAC) 6-11½, tie between Shelton (LAAC) and Hall (Florida) 6-7½, tie among Dyer (unat), Fritts (Shanahan CC), Wyatt (SCCYC), Wiesner (USN), Jeter (unat) and Whetstone (USN) 6-5½.

BROAD JUMP—Brown (USA) 25-10¾, Soble (USA) 24-4¾, Gourdine (NYPC) 24-2¾, Bennett (Marquette) 23-11¾, Parker (USN) 23-1¼, R. Cook (USA) 22-11.

POLE VAULT—Tie between Mattos (SCCYC) and Laz (unat) 14-1, tie among Bragg (Shanahan CC), Barnes (Fresno State), Zimmerman (Penn) and Eilers (LAAC) 13-9¼.

HOP, STEP AND JUMP—Shaw (NYPC) 47-8, Beerline (unat) 47-2½, Hunter (USMC) 46-8, R. Cook (USA) 46-7½, Parker (USMC) 46-7, Greenwood (SFOC) 43-9.

SHOT PUT—O'Brien (LAAC) 57-11¼, Mayer (NYPC) 55½, Jones (Miami) 53-7, Hertz (SFOC) 53-4¾, Lampert (NYPC) 52-2¼, Wetter (LAAC) 51-1¼.

DISCUS—Gordien (LAAC) 183-9½, Iness (LAAC) 179-2½, Ellis (NYAC) 172-2½, O'Brien (LAAC) 170-11, J. Cooke (USA) 167-3, Renfro (SFOC) 162-11½.

JAVELIN—Held (SFOC) 242-7, Young (SFOC) 241-6, Miller (USMC) 229-11½, Seymour (LAAC) 213-2½, Goins (USA) 212-4, Greene (USN) 208-10.

HAMMER—Engel (NYPC) 186-9, Felton (USN) 181-3, Connolly (Boston AC) 175-11, Backus (NYAC) 173-2, Blair (NYAC) 170-8, Dillon (NYAC) 166-10.

56-LB. WEIGHT—Backus (NYAC) 37-2¾, Montgomery (SFOC) 36-11, Dreyer (NYAC) 36-10¾, Berst (NYAC) 36-5½, Dillon (NYAC) 35-6, Felton (USN) 34-8.

Inter-Service Championships

Ft. Jackson, S. C., June 19-20, 1953

TEAM SCORES—Army 88, Navy 59½, Marines 37, Air Force 35½.

100—Golliday (A) 9.7, Boyd (N), Ford (AF), Litman (A).



RED FRED BARNES is shown clearing the winning height of 14 feet 6 inches at Lincoln last spring as he won the NCAA vault event. Barnes, protégé of world-record holder Dutch Warmerdam, soared above 14 feet in eight successive meets last year.

220—Ford (AF) 21.6, Litman (A), Gathers (AF), Lucas (N).

440—Rivera (M) 47.8, Cryer (A), Matson (A), Jones (A).

880—Cryer (A) 1:52.8, Walters (M), Bright (A), Hanlon (AF).

MILE—Druetzler (A) 4:19.0, Philpotts (M), Kilgore (AF), Wimler (M).

3-MILE—Druetzler (A) 14:44.6, Coleman (A), Warner (M), Fowle (AF).

120 HIGH HURDLES—Barnard (N) 14.1, Jackson (M), Diggs (N), Mischal (AF).

220 LOW HURDLES—Barnard (N) 23.9, Jackson (M), Holloway (A), Diggs (N).

440 HURDLES—Faucett (AF) 53.9, Bright (A), Schimmel (A), Cook (A).

2-MILE STEEPLECHASE—Druetzler (A) 10:30.0, Brown (N), Warner (M), Fowle (AF).

HIGH JUMP—Tie between Wiesner (N), Whetstone (N) 6-6¾, Cooke (A), Smith (N).

BROAD JUMP—Brown (A) 25-2½, Soble (A), Cook (A), Woodland (AF).

POLE VAULT—Mattos (AF) 14-0, tie between Smith (M) and Kehl (N), tie between Womer (N) and Appel (AF).

HOP, STEP AND JUMP—Gerhardt (N) 48-1, Hunter (M), Cook (A), Witherspoon (A).

SHOT PUT—Hollingsworth (N) 51-3¾, Livingston (A), J. Cooke (A), Putnam (A).

DISCUS—Drummond (N) 153¾, Cooke (A), Putnam (A), Taylor (AF).

JAVELIN—Miller (M) 228-2½, Goins (A), Hall (AF), Pearson (M).

HAMMER—Felton (N) 180-7, Blair (A), Taylor (AF), Nickerson (N).

440 RELAY—Navy (Boyd, Gerlich, Kelly, Lucas) 41.7, Army, Air Force, Marines.

MILE RELAY—Army (Jones, Bright, Matson, Cryer) 3:16.4, Air Force, Navy, Marines.

22 THE OFFICIAL NCAA TRACK AND FIELD GUIDE 1954

Table with columns for athlete name, school, and performance details. Includes entries for 1st vs Occidental, 1st vs Stanford, 1st vs LAAC, etc.

Other leading sprinters:

Table listing other leading sprinters with names like Thomas, Texas; Moore, Fla. A&M; DeGraffred, Grambling, etc.

220-YARD DASH

Table listing 220-yard dash results for athletes like Thane Baker, Kansas St; Les Laing, Fresno St; Charley Thomas, Texas, etc.

Table listing 400-yard dash results for athletes like Burl Colorado A&M; Creel, Auburn; Cole, Navy; Walker, LaSalle, etc.

440-YARD DASH

Table listing 440-yard dash results for athletes like Verle Sorgen, USC; Don Johnson, Auburn; Fred Schlereth, Columbia, etc.



BEST COLLEGLIAN AT A FURLONG was Kansas State's Thane Baker. He swept around the south turn of the University of Nebraska track in 21.5 seconds to take the NCAA title. Earlier in the year he had missed the world record for a 220 by only two-tenths of a second when he ran 20.4. The versatile Wildcat also ranked high in the 100 and 440.

47.0	1st vs LSU-Rice
47.0	1st vs Texas
47.5	1st vs Rice-SMU
47.4	1st vs Texas-Rice
50.2	1st Southwest C

Other leading quarter-milers:

47.8n	Jones, Manhattan 5/15
47.9	Adrian, Abilene Chr 6/6
47.9n	George, Stanford 5/30
47.9n	Burnett, San Jose St 5/15
48.1n	Clarence, Columbia 5/29
48.2	Timmerman, Calif 4/18
48.3	Laing, Fresno St 4/25
48.3	Vargha, Michigan St 5/9
48.3	Lingel, Cornell 5/9
48.3n	Daniels, Rice 3/21
48.3n	Pemenden, Ill 4/18
48.3n	Lee, Oklahoma 5/23
48.3n	Riederer, Kansas 5/23
48.3n	Anderson, Oregon 5/30
48.3	Griffith, Win-Salem 5/9

48.4n	Firth, Okla A&M 3/14
48.4n	Dadagian, Cornell 5/9
48.5n	Sebold, Cornell 5/9
48.5n	Johnson, Morgan St 5/9
48.5n	Hutchinson, Calif 5/30
48.5n	Ferraro, Manhattan 5/30
48.6	Lindsey, No Tex St 3/14
48.6	Pentzer, Maryland 5/16
48.6	Seruggs, Michigan 6/2
48.6n	Stewart, Calif 5/30
48.7	Cox, Oklahoma 2/7
48.7	Price, Yale 4/25
48.7	Brailsford, St. John's 6/21
48.7n	Garrett, Stanford 4/4
48.7n	Siders, Illinois 5/16
48.7n	Griffin, USC 5/30
48.8	Tovey, Utah 5/2
48.8	Richers, Houston 5/9
48.8	Williams, Columbia 5/12
48.8	Ebert, Iowa 5/23
48.8	Branson, Navy 5/23

48.8n	Ashmore, Okla A&M 5/9
48.8n	Little, Michigan St 5/9
48.8n	Persichetty, Fordham 5/9
48.8n	Apario, Florida 5/16
48.8n	Gaffney, Villanova 5/29
48.8n	Nulty, St. John's 5/29
48.8n	Hubbard, Syracuse 5/29
48.9	Tuttle, Arizona 4/25
48.9	Sears, Hendrix 5/9
48.9n	Balsley, San Diego St 5/2
48.9n	Courtney, No Car Col 5/9
48.9n	Conner, Montana 5/16
49.0	Stevens, Miami (O.) 5/9
49.0	Youtsey, Purdue 5/16
49.0	Goble, Alfred 5/16
49.0	Rasmussen, Eastern Wash 5/22
49.0	Williams, Texas Southern 5/30
49.0n	Stanley, San Jose St 6/13
49.0n	Spurrer, Calif 4/18
49.0n	Levinson, Iowa 5/23

880-YARD RUN

1. LANG STANLEY, San Jose St

1:50.2	1st vs California
1:55.2	1st vs Stanford
1:56.0	1st vs COP
1:56.8	1st vs Fresno St
1:59.0	1st vs SFS-SCCYC
1:59.5	5th Coliseum R
	3rd Modesto B
1:49.4	2nd Compton Inv
1:55.9	4th NCAA trial
1:52.4	1st NCAA
1:54.8	2nd Nat AAU trial

2. WES SANTEE, Kansas

2:01.0	1st vs Nebraska
1:51.0	1st Big 7 C trial
1:50.8	1st Big 7 C
1:54.5	1st MVA AAU
1:52.4	1st NCAA trial
1:51.4m	1:49.9m 1:51.5m
1:48.4nm	1:56.6m 1:50.3m
1:53.3m	Foreign meets

3. STACEY SIDERS, Illinois

1:51.4	1st vs California
1:51.8	1st vs Michigan St
1:55.7	3rd vs Michigan
1:53.4	1st Big 10 C
1:54.6	1st NCAA trial
1:53.7	6th NCAA
1:52.0	1st Big 10-PCC

4. PAUL RAUDENBUSH, Penn

1:56.8	1st vs Cornell
1:53.4	2nd vs Army
1:53.5	1st Hep trial
1:51.8	1st Heptionals
1:55.4	1st vs Princeton
1:54.5	1st ICAAAA trial
1:53.8	2nd ICAAAA
1:57.3	1st Downington YMA
1:53.7	1st vs Oxford-Cam
1:55.1	4th NCAA trial
1:52.8	2nd NCAA
1:54.9	3rd Nat AAU trial
1:54.5	6th Nat AAU

5. PAUL CARLIN, Wyoming

1:50.2	1st RMA AAU
2:00.4	1st WD Skyline 8

1:54.8	1st Skyline 8 C trial
1:56.4	1st Skyline 8 C
1:56.4	1st CCC Open trial
1:53.8	3rd CCC Open
1:52.9	2nd NCAA trial
1:53.0	3rd NCAA
1:54.9	3rd Nat AAU trial
	7th Nat AAU

6. LON SPURRIER, California

1:53.2	1st vs Stanford
1:52.7	1st PCC
1:55.5	3rd NCAA trial
1:53.5	5th NCAA
1:52.0	2nd Big 10-PCC
1:55.1	4th Nat AAU trial

7. BILL HEARD, Oklahoma A&M

1:56.4	1st Southwest Rec
1:55.0	1st Border Olym tri
1:56.4	1st Border Olympics
1:59.5	1st vs Oklahoma
1:57.3	1st Mo Valley C
1:51.6	4th Coliseum R

8. GENE MAYNARD, Illinois

1:53.0	2nd vs California
1:53.5	3rd vs Michigan St
1:55.0	2nd vs Michigan
	2nd Big 10 C
1:54.1	3rd NCAA trial
1:53.3	4th NCAA

9. JOHN ROSS, Michigan

1:53.7	1st vs Illinois
1:52.5	1st Big 10 C trial
1:55.5	2nd NCAA trial
	7th NCAA

10. HOBE JONES, Nebraska

	2nd vs Oklahoma
1:58.3	1st vs Missouri
1:55.9	1st vs Kansas St
1:51.8	2nd Big 7 C

1:52.5n	Link, Wash St 6/23
1:52.3	Wheeler, Iowa 6/6
1:52.8n	Dalzell, Kansas 5/23
1:52.9	Joyce, Georgetown 8/1
1:53.1n	McCormick, Okla 5/23
1:53.3	Olive, Army 5/23
1:53.4	Eiben, Iowa Teh 5/18
1:53.4	Stanley, Yale 5/30
1:53.5	Baars, Marquette 5/9
1:53.7	Bonham, Whittier 3/30
1:53.7n	Monfroe, Wis 6/23
1:53.8	Thornton, Md 5/16
1:53.8	Gooden, Morgan St 5/23
1:53.8n	Geough, Cornell 5/16
1:53.8n	Nelson, Calif 4/18
1:54.0	Graham, No Car Col 4/11
1:54.0	Czaja, Navy 5/2
1:54.0n	Weiss, Marquette 5/9
1:54.0n	Munroe, Occidental 6/5
1:54.1	Wilson, San Diego St 5/16
1:54.1	Courtney, Fordham 5/29
1:54.1	Moring, Seattle Pac 6/6
1:54.1n	Tate, Duke 5/16
1:54.1n	Angle, VMI 5/16
1:54.2	Clement, Oregon 5/16
1:54.2	Turner, Seton Hall 5/29
1:54.2n	Martin, Oregon 5/2
1:54.2n	Christiansen, Mich 5/9
1:54.2n	Terrill, Occidental 6/5
1:53.5m	Dwyer, Villanova 7/24
1:54.3n	Caldwell, Kan St 5/23
1:54.5	Albertson, Tenn 5/23
1:54.5n	Hutchinson, Calif. 4/18
1:54.6	Shumway, Ariz. St 5/2
1:54.6n	LaPierre, Georgetown 4/11
1:54.6n	Brunjes, Penn St 5/9
1:54.7n	Austin, Penn St 5/2
1:54.8n	Roessler, Penn St 5/9
1:54.9	Jones, Manhattan 5/9
1:54.9	Simon, Stanford 6/13
1:55.0	Foerster, Texas 5/2
1:55.0	Heber, Arkansas 5/9
1:55.0	Walter, Mich St 5/16
1:55.1	Ashmore, Okla A&M 4/14
1:55.1	Wallack, Colgate 6/21
1:55.1n	Fuller, Arizona 4/25
1:55.1n	Huck, Dartmouth 5/16

Other leading half-milers:

1:52.1n	Sage, UCLA 6/5
1:52.2n	Jarrett, Mich St 5/2
1:52.5	Dinges, Army 5/9

6. BOB MATHIAS, Stanford

14.5w	1st vs Fresno St	14.6w	5th Fresno R
14.5	1st vs San-Jose St	14.9	4th Coliseum R
14.7	4th vs USC	14.7	2nd Modesto R
14.7	2nd vs Occidental	14.9	1st PCC trial
14.2w	1st Fresno R trial	14.6	5th PCC trial
14.1w	2nd Fresno R	14.4	3rd Compton Inv
14.2	1st Rainbow R	14.6	1st SPA AAU
14.7	3rd vs California	14.6w	4th NCAA trial
	2nd PCC trial	14.2	4th Big 10-PCC
14.4	3rd PCC	15.0	4th Nat AAU trial
		14.7	5th Nat AAU

7. JIM PHILBEE, Bradley

14.9	1st Southern R trial	14.7	1st vs Navy-Gtn
14.3	2nd Southern R	14.8	1st vs Miami (O.)
15.0	1st Drake R trial	14.8	1st Penn R trial
14.5	1st vs Drake-Loyola	14.9	1st Penn R
	1st vs Monmouth	14.8	1st vs West Va
14.7	1st vs Indiana	14.4	1st vs Notre Dame
14.9	1st vs Iowa	14.5	1st vs Penn St
14.6	1st CCC Closed	14.7	1st ICAAAA trial
	2nd CCC Open trial	14.8	1st ICAAAA
14.5	1st CCC Open	14.5	1st CCC Open trial
14.3w	2nd NCAA trial		3rd CCC Open
14.7	6th NCAA		fell NCAA trial

8. RON DOBSON, Oklahoma

14.3w	1st Aggie R	14.4	Calhoun, No Car Coll
	2nd Perry R	14.5m	4/24 Johnson, Pepperdine
14.5w	1st North Texas R	14.5	8/25 Rosellini, UCLA 4/25
14.6	1st vs Oklahoma A&M	14.5	Renick, W Mich 5/2
	2nd Drake R trial	14.5	Stevens, Penn St
	5th Drake R	14.5	6/20 (14.3w)
14.6	1st vs Nebraska	14.5m	Briant, Calif 5/23
14.7	1st Okla AAU	14.5m	Bellue, Calif 5/23
14.7	1st Big 7 C trial	14.6	Pryor, W Reserve 4/29
14.7	1st Big 7 C	14.6	Goldberg, Tufts 5/22
14.2w	3rd NCAA trial	14.6	7th NCAA
15.0	7th NCAA	14.7	Seallorn, Texas 3/7
14.9	1st Nat AAU all-Around	14.7	(14.5w)
		14.7	Hindman, Colo 3/31
		14.7	Beall, No Caro 4/4
		14.7	Bronhy, Georgetown
		14.7	Henderson, W Mich
		14.7	5/15
		14.7	Chadwick, E Wash
		14.7	5/16 (14.6w)
		14.7	Lindsey, Montana
		14.7	5/22
14.4w	3rd Fresno R trial	14.7	Fickling, Auburn 5/23

9. WILLARD WRIGHT, USC

15.0	1st Long Beach R trial	14.7	Hindman, Colo 3/31
14.6	3rd Long Beach R	14.7	Beall, No Caro 4/4
14.2	2nd vs Arizona	14.7	Bronhy, Georgetown
14.7	2nd vs San Diego St	14.7	Henderson, W Mich
14.7	2nd vs Occidental	14.7	5/15
14.6	3rd vs Stanford	14.7	Chadwick, E Wash
14.7	2nd vs California	14.7	5/16 (14.6w)
14.5	2nd vs UCLA	14.7	Lindsey, Montana
14.4w	3rd Fresno R trial	14.7	5/22

220-YARD LOW HURDLES

1. JACK DAVIS, USC	23.8t	1st vs Arizona	24.0	1st vs Michigan
	23.9	1st vs San Diego St	23.7	1st Big 10 C trial
	23.4	1st vs Occidental	24.8	1st Big 10 C
	23.5	1st vs Stanford	23.3wt	1s NCAA trial
	23.9	1st vs California	23.5t	2nd NCAA
	23.3	1st vs UCLA	23.4	3rd Big 10-PCC
	23.3	1st PCC trial		
	23.2	1st PCC		
	23.3	1st Compton Inv	24.1	1st vs North Carolina
	22.8	1st PA AAU	24.3	1st vs VPI
	23.4wt	2nd NCAA trial	23.8	1st vs Richmond
	23.3t	1st NCAA	23.5	1st Virginia St trial
	23.0	1st Big 10-PCC	23.1	1st Virginia St
	24.7t	1st Nat AAU trial	24.2	1st Southern C trial
	23.7t	1st Nay AAU	23.3	1st Southern C
			24.6t	1st Virginia AAU
			23.6tw	2nd NCAA trial
			23.5t	3rd NCAA
			24.5t	2nd Nat AAU trial
			24.2t	3rd Nat AAU
2. JOEL McNULTY, Illinois	23.5	1st vs California		

14.7	Hughes, Purdue 5/23
14.7n	Dozier, Calif 5/23
14.8	Wilborn, Okla A&M
	4/14
14.8	Atkins, Florida 4/18
14.8	Shankle, Duke 4/24
14.8	Sweeney, Idaho 5/9
14.8	Clay, Nebr 5/13
	(14.6w)
14.8	Gilis, Michigan St
	5/16
14.8	Ruschel, Pitt 5/22
14.8	Purdue, Army 5/23
14.8	Hicks, Tillotson
14.8n	Ruedy, Okla A&M
	4/10
14.8n	Burke, Los Ang St
	5/2
14.8n	Booth, Cornell 5/16
14.9	Blake, Texas A&M
	3/21 (14.8n)
14.9	Riberstein, Kansas
	3/28
14.9	Tucker, LSU 4/4
14.9	Simmons, Miss St
	4/11
14.9	Mapp, VMI 4/21
14.9	Perry, Georgia 4/25
14.9	Cotman, Lincoln 5/2
14.9	Goodson, Alabama 5/2
14.9	Donaldson, Baylor
	5/7 (14.7w)
14.9	Corbelli, Mich St
	5/9 (14.5nw)
14.9	Cuthbreath, Morgan
	St 5/9
14.9	Critchlow, Tenn 5/9
14.9	Twitchell, Harvard
	5/16
14.9n	Benjamin, Mich St
	5/2
(14.3w)	Cook, E Texas 6/5
(14.5nw)	Newquist, Notre Dame
	6/19
(14.7w)	Prentice, Arizona St
	5/9
(14.7w)	Reese, Drake 5/12
(14.8w)	McLaughlin, Mankato
	6/5
(14.8nw)	Chance, Okla Baptist
	6/6

10. WALLY MONAHAN, Pitts.

14.7	1st vs Navy-Gtn
14.8	1st vs Miami (O.)
14.8	1st Penn R trial
14.9	1st Penn R
14.8	1st vs West Va
14.4	1st vs Notre Dame
14.5	1st vs Penn St
14.7	1st ICAAAA trial
14.8	1st ICAAAA
14.5	1st CCC Open trial
	3rd CCC Open
	fell NCAA trial

Other leading hurdlers:

14.4	Calhoun, No Car Coll
14.5m	4/24 Johnson, Pepperdine
14.5	8/25 Rosellini, UCLA 4/25
14.5	Renick, W Mich 5/2
14.5	Stevens, Penn St
14.5	6/20 (14.3w)
14.5m	Briant, Calif 5/23
14.5m	Bellue, Calif 5/23
14.6	Pryor, W Reserve 4/29
14.6	Goldberg, Tufts 5/22
14.7	7th NCAA
14.7	Seallorn, Texas 3/7
14.7	(14.5w)
14.7	Hindman, Colo 3/31
14.7	Beall, No Caro 4/4
14.7	Bronhy, Georgetown
14.7	Henderson, W Mich
14.7	5/15
14.7	Chadwick, E Wash
14.7	5/16 (14.6w)
14.7	Lindsey, Montana
14.7	5/22
14.7	Fickling, Auburn 5/23

4. JIM PHILBEE, Bradley	25.8t	1st vs Drake-Loyola
	23.9t	1st vs Monmouth
	23.9t	1st vs Indiana
	23.7	1st vs Iowa
	23.2	1st CCC Closed
	23.7t	1st CCC Open trial
	23.8t	1st CCC Open
	23.5tw	1st NCAA trial
	23.6t	4th NCAA
5. JOE CORLEY, Illinois	23.7	1st vs Michigan St
	23.7	1st vs Michigan St
	23.3wt	1st NCAA trial
	23.8t	5th NCAA
	23.0	2nd Big 10-PCC

6. BARRY RAGSDALE, Texas A&M

2nd vs Texas-Houston
1st Border Olympics
2nd vs Texas
1st vs Rice-Texas
1st Southeast C
1st Texas AAU
3rd NCAA trial

7. TOM HUGHES, Purdue

1st vs Wisconsin
1st vs Minnesota
1st vs Ohio St
1st Indiana St
3rd Big 10 C
1st CCC Open trial
2nd CCC Open
2nd NCAA trial
6th NCAA

8. BOB MATHIAS, Stanford

2nd vs Fresno St
1st vs San Jose St
1st vs Occidental
1st Rainbow R
1st vs California
1st PCC trial
2nd PCC

9. BILL JOHNSON, Pepperdine

1st vs Whittier-SDS
1st vs Compton-ECC
1st vs Santa Barbara
1st vs Los Angeles St
1st CCAA
2nd Coliseum R

1. J. LEWIS WALL, Florida

1st Florida R
1st Southern R
1st vs Georgia
1st Florida AAU
1st vs Auburn
1st SEC
2nd CCC Open
1st NCAA
2nd Nat AAU

2. ERNIE SHELTON, USC

5th Long Beach R
1stT vs Arizona
3rdT vs San Diego
1st vs Occidental
1stT vs Stanford
1st vs Los Angeles AC
1st vs California
1stT vs UCLA
1st Fresno R
1st Coliseum R
1stT Modesto R
1stT PCC
1st Compton Inv
1st SPA AAU
4th NCAA
1st Big 10-PCC
2nd Nat AAU
6' 9 1/2"
6' 6 3/4"
6' 6 3/4"
6' 10 1/2"
6' 4 3/4"

10. DON SMITH, Kansas

2nd vs Drake
1st Big 7 C trial
1st Big 7 C
1st MVA AAU trial
1st MVA AAU
3rd CCC Open

Other leading hurdlers:

23.0	Thomas, Texas 3/7
23.3n	Brown, Utah St 5/23
23.4	Love, Michigan 5/9
23.4	Sorrell, Okla A&M
	5/22
23.4	Gray, Missouri 6/6
23.5	Dobson, Okla 4/10
23.5n	Rosellini, UCLA 5/2
23.6	Booth, Cornell 5/9
23.6n	Clarke, USC 6/5
23.7	Bone, SF Austin
	4/17
23.7	Thomas, Marquette
	5/30
23.7n	Sweeney, Idaho 5/30
23.8	Keller, Princeton 5/2
23.8	Getchell, Bowdoin
	5/9
23.8	Renick, W Mich 5/15
23.8	Twitchell, Harvard
	5/16 (23.5w)
23.8	Graves, Navy 5/23
23.8	Martin, Indiana 6/6
23.8n	Ruedy, Okla A&M
	4/10

HIGH JUMP

6' 7 7/8"	6' 6 3/4"	6' 6 3/4"	6' 1 1/2"	1stT Drake R
6' 6 3/4"	6' 7 1/8"	6' 8 3/8"	6' 0"	1st Lone Star C
6' 7 7/8"	6' 6"	6' 5 1/2"	6' 9 3/4"	1st NATA
6' 6 3/4"	6' 6 3/4"	6' 7 7/8"		

3. MILT MEAD, Michigan

3rd Southern R
3rdT Penn R
1st vs MISC-MN
1st vs Marquette
1st vs Illinois
1stT Big 10 C
1stT NCAA
2nd Big 10-PCC
10thT Nat AAU

4. MARK SMITH, Wayne U.

1st Penn R
3rdT Coliseum R
1st CCC Open
1st NCAA
10th Nat AAU

5. CHUCK HOLDING, E Tex St

1st vs Okla-NTS
1st Southwest Rec
1st Border Olym
1st All-College
1st Texas R
1st SLI AAU
1st vs ACC-NTS

23.9t	Calloun, No Car
	Col 5/9
23.9	Corbelli, Mich St 5/9
23.9n	Asman, Los Ang St
	5/2
23.9n	Stielstra, Mich 5/9
23.9n	Johnson, Stanford
	4/11
24.0	Shankle, Duke 4/17
24.0	Milner, Lincoln 4/17
24.0	Latham, Vir 4/18
24.0	Tucker, LSU 4/25
24.0	Chadwick, E Wash
	5/22
24.0	Vogt, Monmouth
	5/29
24.0	Ruffin, Temple 5/29
24.0n	Smith, Princeton 5/2
24.0n	Bruner, Mich 5/9
24.0n	Timmerman, Calif
	5/30
24.0n	Wright, USC 6/12
24.1	Clarke, Occidental
	4/21
24.1	Dockery, Baldwin-
	Wal 5/2
24.1	Goodson, Ala 5/9
24.1	Goldberg, Tufts 5/16
24.1	Crumacker, Colo
	A&M 5/23
24.1	Pratt, Man 5/30
	(23.8w)
24.1n	Baker, Mo 5/22
(23.4w)	Seallorn, Texas 4/9
(23.8w)	Schbert, Penn St
	5/13
(24.0w)	Mills, Drake 5/12
(24.0nw)	Youkers, Penn St
	5/23

6. CAL CLARK, Utah

6' 9 1/8"	1st vs Utah St
6' 0"	2nd BYU Relays
6' 5 3/8"	1st vs BYU
6' 6 3/8"	1st vs Montana
6' 5"	1st WD Skyline 8
6' 5"	1st Skyline 8 C
6' 7 7/8"	2nd IMA AAU
6' 4"	6thT NCAA

7. ARNIE BETTON, Drake

6' 6 1/2"	1st Kansas R
5'11 1/2"	3rdT Drake R
6' 7 7/8"	1st vs Loy-Brad
6' 3"	1st vs Kansas
6' 6 3/4"	1st vs Iowa St
6' 4"	3rdT CCC Open
6' 4"	6thT NCAA

8. MANUEL RONQUILLO, USC

6' 1 7/8"	6thT Long Beach R
6' 3"	1stT vs Arizona
5'10"	7th vs San Diego St
6' 2 1/2"	2ndT vs Occidental
6' 3 1/2"	1st vs Stanford
6' 2 3/8"	2ndT vs Los Ang AC
6' 2 3/8"	2ndT vs California
6' 4 1/2"	1stT vs UCLA

6' 3 3/4"	3rdT Coliseum R	6' 5 1/8"	2/7	2/7	Burke, Penn 5/23
6' 6"	1stT PCC	6' 5 1/8"	2/7	6' 4"	Richardson, Bradley
6' 4 1/4"	4th Compton Inv	6' 5 1/8"	McCullough, No Car	6' 4"	Wade, Morgan St 6/27
6' 2 1/2"	3rd SPA AAU	6' 5"	Col 4/11	6' 4"	Wade, Morgan St 6/27
6' 5"	5th NCAA	6' 5"	Lankford, VPI 2/28	6' 3 3/8"	Sinclair, Occidental
6' 5 3/4"	3rdT PCC-Big 10	6' 5"	Billings, Texas 4/9	3/28	
		6' 5"	Roy, Texas So 5/2	6' 3 3/4"	Roberts, Ariz St 4/4
		6' 5"	Parker, New Hamp	6' 3 3/4"	Courter, Tulsa 5/9
		6' 5"	5/23	6' 3 3/4"	Pensinger, Macomb
		6' 5"	Fisback, Stan 5/23	6' 3 5/8"	O'Malley, Marquette
		6' 5"	Leach, USC 5/30	6' 3 1/2"	Dunn, Montana 5/23
		6' 4 3/4"	Vrooman, Mich 3/7	6' 3 1/2"	Long, Colo A&M
		6' 4 3/4"	Spainhower, Utah	5/23	
		6' 4 3/4"	St 4/21	6' 3 1/4"	McKay, Mich St
		6' 4 3/4"	Mumford, Lincoln	2/20	
		6' 4 3/4"	5/2	6' 3 1/4"	Jacobson, Ariz 5/9
		6' 4 3/4"	Carsten, Mankato	6' 3 1/4"	Hollingsworth, Kan
		6' 4 3/4"	5/5	6' 3"	Kohlanowich, Notre
		6' 4 3/4"	Heinzman, Mich 5/16	6' 3"	Dame 2/7
		6' 4 3/4"	Wham, Illinois 5/30	6' 3"	Shankle, Duke 3/24
		6' 4 1/2"	Chadwick, E Wash	6' 3"	Anderson, Wichita
		6' 4 1/2"	5/30	6' 3"	Littleton, Wichita
		6' 4 1/8"	Evans, Michigan	4/8	
		6' 4"	Hester, Florida 2/28	4/8	Thomas, Texas A&M
		6' 4"	Davidson, Miami	5/7	Kabel, Illinois 5/16
		6' 4"	(Fla.) 4/1	6' 3"	Hescock, Boston U
		6' 4"	Horrocks, Idaho St	5/23	
		6' 4"	4/6	6' 3"	Pancett, Oregon 6/6
		6' 4"	Denny, San Jose St	6' 3"	Widenfeldt, Wash
		6' 4"	4/10	6' 3"	6/21
		6' 4"	Vrooman, Okla A&M		
		6' 4"	4/14		
		6' 4"	Ellis, Lincoln 4/17		
		6' 4"	Herb, Penn St 4/25		
		6' 4"	6/4		
		6' 4"	Jones, Tufts 5/23		

10. ELMO BRANCH, Miss St

6' 5 1/4"	2nd Southern R	6' 4 3/4"	Heinzman, Mich 5/16
6' 1 1/2"	1stT vs Vanderbilt	6' 4 3/4"	Wham, Illinois 5/30
6' 6"	1st vs Tulane LSU	6' 4 1/2"	Chadwick, E Wash
6' 4"	1st vs Alabama	6' 4 1/8"	Evans, Michigan
6' 6 3/8"	2nd SEC	6' 4"	Hester, Florida 2/28

Other leading high jumpers:

6' 6"	Vanover, Abilene Chr	6' 4"	Horrocks, Idaho St
6' 6"	Page, San Diego St	6' 4"	Denny, San Jose St
6' 5 5/8"	Bonham, BYU 3/14	6' 4"	Vrooman, Okla A&M
6' 5 3/8"	Harper, Ind 6/23	6' 4"	4/14
6' 5 1/2"	Gaffney, Man 1/17	6' 4"	Ellis, Lincoln 4/17
6' 5 1/2"	Bennett, Marquette	6' 4"	Herb, Penn St 4/25
		6' 4"	6/4
		6' 4"	Jones, Tufts 5/23

1. JOHN BENNETT, Marquette

25' 4" w	1st Kansas R
23' 10 3/4"	1st Drake R
24' 5 1/4"	1st vs Michigan
23' 9 3/4"	1st vs Notre Dame
23' 8"	1st CCC Closed
24' 6"	1st CCC Open
23' 3 3/8"	1st NCAA
23' 11 1/2"	1st Nat AAU

2. F. MORGAN TAYLOR, Princeton

22' 7"	1st vs Rutgers
22' 11 3/8"	1st vs Columbia
25' 5 1/8"	1st Penn R
23' 11 3/4"	1st vs Yale
23' 3 3/8"	1st vs Cornell
24' 8 7/8"	1st Heptagonals
23' 5"	1st vs Penn
23' 6 1/2"	1st ICAAAA

3. NEVILLE PRICE, Oklahoma

23' 9"	1st vs NTS-ETS
24' 10" w	1st Aggie R
24' 11 1/2"	1st Texas R
24' 9 3/4"	1st vs Okla A&M
24' 7 1/4"	1st Kansas R
23' 9 3/4"	1st vs Nebraska
24' 4 3/4"	1st Oklahoma AAU
24' 11 1/4"	1st Big 7 C
23' 2 3/8"	8th NCAA

4. BOBBY RAGSDALE, Texas A&M

23' 7"	1st vs Texas-Houston
23' 11"	1st Border Olympics

5. DARROLD SKARTVEDT, Washington

22' 9 1/4"	1st vs Oregon
22' 0"	1st vs Oregon St
	2nd vs Washington St
	2nd vs Idaho
22' 5 1/2"	2nd ND PCC
22' 8 5/8"	1st PCC
24' 3 3/8"	w 4th NCAA
23' 6 7/8"	NCAA
23' 6 1/4"	1st Big 10-PCC
22' 6 1/2"	1st Nat Pentathlon

6. GLENN BEERLINE, Nebraska

23' 7 1/4"	1st vs Kansas
22' 2 1/2"	4th Drake R
24' 5" w	1st vs Missouri
23' 8 7/8"	2nd Big 7 C
23' 11 7/8"	w 5th NCAA
23' 8 3/4"	NCAA

7. PHIL GREENWOOD, California

22' 10"	1st vs UCLA
	3rd vs SFOC
23' 9"	1st vs Illinois

8. VERLE SORGEN, USC

23' 4 5/8"	1st vs Arizona
22' 9"	1st vs Occidental
23' 7 1/2"	1st vs Stanford
23' 7 1/2"	1st vs Los Angeles AC
23' 7 1/2"	1st vs California
24' 1 1/2"	w 2nd Fresno R
22' 4 3/4"	w 5th Coliseum R
23' 5"	1st Modesto R
22' 2"	6th PCC
23' 1"	2nd Compton Inv

9. CLINT RICHARDSON, Wash St

23' 1 5/8"	1st vs Oregon
22' 11"	1st vs Washington
23' 2 1/4"	3rd ND PCC
23' 1 1/2"	3rd PCC
24' 1 1/8" w	3rd NCAA
22' 11 1/4" w	NCAA
23' 5 5/8"	2nd PCC-Big 10

10. VERYL SWITZER, Kansas St

23' 4 1/4"	1st vs Missouri
24' 7 1/4" w	4th Kansas R
23' 8 3/4"	1st vs Iowa St
23' 1 3/8"	3rd Big 7 C

Other leading jumpers:

23' 3 3/4"	Jones, Tufts 4/25
23' 3 3/4"	Hardy, Colo 3/21
23' 3 3/4"	Meeks, Houston
4/11	
23' 3 1/2"	Gaston, Arizona
3/28	
23' 3 1/2"	Shaw, Columbia
4/24	
23' 3 1/2"	Tucker, New Mex
3/21	
23' 3 1/4"	Kennedy, Tulane
5/7	
23' 3 1/8"	Hazekamp, Montclair 4/29
23' 3 1/8"	Flowers, Colo
A&M 5/23	
23' 3"	Fuqua, Army 5/23
23' 2"	Thode, Nebraska
2/19	
23' 1 7/8"	Floyd, Ill 6/20
(24' 1" w)	
23' 1 3/4"	Griggs, Ariz St
5/72 (24' 8" w)	
23' 1 3/4"	Sweeney, Idaho
5/9	
23' 1 1/2"	Robinette, Whitman 5/16
23' 1"	Dunn, Fresno St
6/13	

1. FRED BARNES, Fresno St

13' 6"	5thT Long Beach R
13' 6"	1st vs Stanford
13' 6"	1st Santa Barb R
13' 6"	1st vs NTC
13' 6"	1st vs Cal Poly
13' 3 3/4"	1st vs Occidental
13' 0"	1st vs San Jose St
	1st CCAA
	1st Fresno R
	3rdT Coliseum R
	1st Modesto R
	3rd Compton Inv
	2nd Pacific AAU
	1st NCAA
	3rdT Nat AAU
	13' 6" 13' 6" Foreign meets

2. DAVE KENLY, Arizona St

13' 6 1/4"	1st vs NTC
13' 6"	2ndT Long Beach R
13' 1"	1st vs Whittier
13' 1"	1st vs Colorado
13' 7 3/4"	1st vs BYU
13' 6"	1st vs Cal Poly
13' 6"	2ndT Drake R
13' 6"	1st vs Arizona
13' 6"	1st Border C
13' 6"	7thT Compton Inv
13' 6"	2nd SPA AAU
14' 1 7/8"	2nd NCAA

3. LEN EILERS, UCLA

13' 6"	2ndT Long Beach R
13' 6"	1st vs San Diego St
14' 1 1/4"	1st vs Santa Barbara
13' 9 1/4"	1st vs California
14' 1 1/8"	1st vs Los Angeles AC
14' 0"	1st vs Stanford
13' 0"	1stT vs USC
13' 0"	2ndT vs Arizona
13' 0"	5thT Coliseum R

6. MALCOLM MARKS, Tex A&M

13' 0"	1st vs Houston-Tex
12' 9 1/2"	1stT Border Olympics
13' 0"	2nd vs LSU
13' 6"	1st Texas R
13' 0"	1stT vs Texas
13' 8 3/4"	1st Kansas R
13' 8"	1st vs SMU-Rice
14' 0"	1st vs Texas-Rice

23' 3 3/4"	Jackson, Ind 5/2	23' 1 1/2"	Mikkelsen, Colo
23' 3 3/4"	Henry, Iowa 5/9	23' 3 3/8"	A&M 5/16
23' 3 3/4"	Mattson, Calif	23' 3 3/8"	Lattomus, Cornell
5/23		1/10	
(23' 6 1/2" w)		23' 3/4"	Stokes, San Jose
		St 4/25	
		23' 3/4"	Chaffin, Fla 4/25
		23' 3/4"	Lankford, VPI
		5/9	5/9
		23'	Hansen, DePauw
		23' 3 1/4"	Faulk, Penn 4/24
		23' 3 1/4"	Busse, Bradley
		22' 11 1/8"	4/4 (23' 4" w)
		22' 11 1/8"	McKay, Stanford
		22' 11 1/2"	3/28
		22' 11 1/2"	Armatas, Colo
		3/28	
		(23' 10 1/2" w)	Hightower,
		(23' 9" w)	Wichita 5/9
		(23' 7 3/8" w)	Hazard, Arkansas
		(23' 7 3/8" w)	5/9
		(23' 4" w)	Frierichs, Mankato
		(23' 2 3/4" w)	6/6
		(23' 1 1/2" w)	Pratt, Man 5/23
			Walters, Nor
			Texas St 6/6
			Benson, Augustana
			6/19

POLE VAULT

13' 6"	2ndT PCC	13' 0"	1st Southwest C
14' 0"	4thT Compton Inv	13' 0"	1st Texas AAU
13' 6"	2ndT SPA AAU	13' 5 3/8"	5thT NCAA
13' 6"	1st Big 10-PCC		
13' 9 1/4"	3rdT Nat AAU		
13' 3 3/4"	1st All-Comers		
13' 0"	2nd Nat All-Around		

7. VAN ZIMMERMAN, Penn

13' 4"	1st vs Yale-Navy
13' 4"	1st Penn R
13' 0"	1st vs Cornell
13' 4"	1st vs Army
13' 6"	1stT Heptagonal
13' 1 1/2"	1st vs Princeton
13' 4"	1stT ICAAAA
	2nd Downingt YMA
	1st vs Oxford-Cam
	5th NCAA
	1st vs Penn St
	1stT vs Purdue
	1st vs Wis-Minn-NU
	3rdT Big 10
	1st CCC Open
	1st Ohio AAU
	3rdT NCAA
	3rdT Big 10-PCC

8. VIC ANDERSON, Wash St

13' 0"	1stT vs Oregon
13' 4"	1st vs Idaho
13' 4"	1st vs Oregon
13' 4 3/4"	1st vs Washington
13' 9"	2ndT ND PCC
13' 6"	2ndT PCC
13' 5 3/8"	5thT NCAA
13' 0"	3rdT Big 10-PCC

9. BILL PRIDDY, San Jose St

13' 7"	1stT vs SFOC
13' 6"	2ndT Long Beach R
13' 6"	2ndT vs SFOC
13' 9"	2ndT vs California
13' 0"	3rd vs Stanford
13' 6"	2nd vs NTC
13' 0"	1st vs COP
13' 6"	2nd vs Fresno St
13' 4"	2nd vs SFS-SCYCC
13' 6"	5thT Fresno R

4. JERRY WELBOURN, Ohio St

13' 10"	1stT Southern R
13' 4"	1st vs Miami (.)
13' 9"	1st Drake R
13' 9"	1st Charleston R
13' 6"	1st vs Penn St
12' 6"	1stT vs Purdue
13' 8"	1st vs Wis-Minn-NU
12' 6"	3rdT Big 10
13' 6"	1st CCC Open
14' 1"	1st Ohio AAU
13' 9 3/4"	3rdT NCAA
13' 0"	3rdT Big 10-PCC

5. JOE SPRINGER, Notre Dame

13' 6"	2ndT Drake R
13' 8"	1stT vs Missouri
13' 6"	1stT vs Pittsburgh
13' 6"	1st vs Marquette
13' 10"	1st Indiana St
13' 6"	1stT CCC Closed
12' 6"	4thT CCC Open
13' 9 7/8"	3rdT NCAA

163' 8 3/8"	4th PCC	Reserve 4/29	4/10	148' 1"	Dale, Neb 4/7
163' 8 3/8"	2nd Pacific AAU	Thomson, Yale	5/16	148' 1 1/4"	Prait, Texas A&M
165' 5 7/8"	3rd NCAA	5/16	5/30	148' 0"	Samuelson, Texas
161' 2"	6th Nat AAU	153' 10 3/4"	5/30	147' 10"	Shay, Notre Dame
8. PALMER RETZLAFF, South Dakota St		153' 6 1/4"	5/9	147' 9"	Swalwell, W Wash
155' 1 1/2"	1st Corn Palace R	152' 3/4"	Twardock, Ill 5/2	147' 5"	Valdez, Redlands
154' 10 1/4"	1st vs USD-SD Wes	151' 8 1/2"	Smith, Neb 5/13	147' 3 1/2"	Messenger, Wash
162' 6 1/8"	1st vs Centra-C	151' 7 3/4"	Johnson, Ariz St	146' 11 1/2"	Machanic, Harv
164' 11 3/4"	1st NAIA	151' 6 1/2"	Wilson, Princeton	146' 8"	Robertson, Iowa
9. HOWARD McCANTS, Washington St		151' 3"	5/2	146' 8"	Miller, Iowa
145' 1"	1st vs Oregon St	151' 1"	Snelling, Fresno	146' 5 1/2"	Tech 5/13
150' 1"	1st vs Idaho	150' 10"	St. Texas A&M	146' 3 1/4"	Guid, Spring 5/16
148' 1 1/2"	1st vs Oregon	150' 10"	4/4	146' 1 3/4"	Jurgens, Cent
156' 0"	2nd vs Washington	150' 9"	Jones, Miami	146' 1/2"	Wash 6/6
156' 0"	5th PCC	150' 6 3/4"	0.1 5/15	145' 11 3/4"	Davis, Bradley 6/6
158' 6 1/2"	6th NCAA	150' 3 1/4"	McLeod, LSU	146' 3/4"	Morgan, Ohio St
10. AL THOMPSON, Columbia		149' 10"	Bauer, Ill 5/2	146' 1/2"	Low, Boston Col
151' 2 1/2"	1st vs Rutgers	149' 6 3/4"	Thamm, Drake	146' 1/2"	Knowles, Kansas
143' 6 3/4"	1st Met Intercol	149' 6 3/4"	5/9	145' 11 3/4"	Helgeson, Minn
146' 4"	3rd Heptagonal	149' 4 1/8"	4/25	145' 7 3/8"	Holmes, Bowdoin
150' 9"	3rd ICAAAA	149' 3 1/2"	Spillios, Houston	145' 7 3/4"	Schidmeyer, Ariz
142' 1 3/4"	3rd NYAC Games	149' 3 1/2"	5/14	145' 5 3/8"	Swett, Yale 5/9
156' 9"	7th NCAA	148' 10 1/2"	5/9	145' 5 1/4"	Graham, Mc-
Other leading throwers:		148' 5"	Peterson, UCLA	145' 0"	Jessen, Utah 4/21
162' 5 1/4"	Pella, Mich 6/23	148' 4"	4/18		
161' 6"	Clancy, Villanova	148' 2"	5/9		
157' 4"	5/9		4/18		
156' 3"	McCollister,		Branscome, No		
155' 4 1/2"	Miami (Fla.) 3/21		Texas St 3/14		
	Adams, Calif 4/25		Davis, E Wash		
	Swearingen, Ill		4/18		
	Norm 5/23		Bill, San Jose St		
	Strathman, W				

JAVELIN THROW

1. DICK GENTHER, USC		205' 11 1/2"	3rd Modesto R	3rd vs Wash St
168' 9 1/4"	14th Long Beach R	203' 3/4"	3rd vs California	1st vs Washington
187' 7 3/8"	1st vs Arizona	202' 2 3/8"	5th PCC	1st vs Idaho
179' 4"	3rd vs SDS-NTC	206' 7/8"	4th NCAA	1st vs Oregon
192' 6 3/4"	1st vs Los Angeles			1st ND PCC
4. BOB KIMBALL, Stanford		208' 5/8"	1st PCC	3rd Oregon AAU
193' 1 1/2"	2nd vs California	205' 9 1/2"	6th NCAA	6th NCAA
197' 1 1/2"	1st vs UCLA			
	12th Fresno R			
198' 2"	6th Modesto R			
202' 3 1/4"	4th PCC			
193' 8 3/8"	4th Compton Inv			
197' 3 1/2"	2nd SPA AAU			
216' 9 3/4"	1st NCAA			
2. SAM ADAMS, California		182' 2"	2nd Southern R	1st SLR R
213' 8"	1st vs San Jose St	171' 4 1/2"	1st vs LSU	1st vs UCLA
212' 4"	1st vs UCLA	185' 5"	1st Drake R	1st vs Occidental
201' 4"	4th vs SFQC-SCCYC	181' 6 3/8"	1st Florida St	1st Gormley
204' 10 1/2"	1st vs USC	191' 1 1/2"	1st vs Occ Open	2nd NCAA
214' 1"	1st vs Stanford	201' 10"		
205' 6 1/4"	3rd PCC	194' 1 3/4"		
200' 9 3/8"	5th NCAA	211' 1" w		
204' 9 3/8"	NCAA			
3. LEO LONG, Stanford		8. CHUCK HARLOW, Stanford		
210' 11 1/4"	3rd SFQC-SJS	194' 10 3/4"	2nd vs Fresno St	194' 10 3/4"
204' 4 1/2"	1st vs USC	197' 11 1/2"	3rd vs USC	197' 11 1/2"
211' 6"	1st vs Occidental	194' 4"	1st vs UCLA	194' 4"
211' 0" w	4th Fresno R	194' 4 7/8"	3rd vs Occidental	194' 4 7/8"
		198' 9" w	8th Fresno R	198' 9" w
		203' 2 3/4"	4th Modesto R	203' 2 3/4"
		203' 6"	2nd vs California	203' 6"
		201' 7"	8th PCC	201' 7"
		207' 8 3/4"	3rd Pacific AAU	207' 8 3/4"
		198' 0" w	8th NCAA	198' 0" w
5. AL CANTELLO, LaSalle		6. RALPH SUTTON, Oregon St		
204' 10 1/2"	1st vs Temple-Muhl	206' 2 1/2"	3rd Willamette R	206' 2 1/2"
211' 8 1/2"	1st Penn R	198' 4"	1st vs Oregon	198' 4"
191' 0"	1st vs West Chester		1st vs Port-L&C	
198' 11 1/2"	1st vs Georgetown			
201' 4 1/4"	1st Mid Atlantic C			
204' 4"	1st vs Lafayette			
208' 11"	1st ICAAAA			
202' 4" w	3rd MAA AAU			
	7th NCAA			

BOB BRIGHT, California		199' 11"	7/25	191' 5 1/2"	Hensley, Ga
2nd vs SDS-COP	199' 11"	199' 6"	Mayeaux, Texas	190' 9 3/8"	Tech 3/28
2nd vs UCLA	199' 6"	199' 6"	AKM 5/16	190' 9 3/8"	Brown, No Car
2nd vs USC	199' 6"	199' 4 1/2"	Hubbard, Tenn	190' 6"	5/16
4th Fresno R	199' 4 1/2"	198' 4"	Martin, Syracuse	190' 6"	Linder, New
4th vs Stanford	198' 4"	198' 4"	4/25	190' 1 1/2"	Mex 4/18
2nd PCC	198' 4"	198' 2 1/2"	Jones, Swarthmore	189' 8 3/4"	Hyllton, Cal
impl NCAA	198' 2 1/2"	197' 8 3/8"	Oles, Iowa Tech	189' 1"	Poly 5/2
ABBY DARRY, Fresno St		197' 8 3/8"	5/8	188' 8"	Jawinski,
19th Long Beach R	197' 8 3/8"	197' 0"	Norton, Occidental	188' 5 1/4"	Brown 5/23
2nd vs Stanford	197' 0"	196' 2"	3/21	188' 4 3/4"	West, Idaho
1st vs NTC	196' 2"	195' 8"	Huultman, Wash	187' 5"	5/16
1st vs Occidental	195' 8"	195' 7 1/2"	5/9	187' 5"	Holmes, Stan-
1st vs San Jose	195' 7 1/2"	195' 3 1/2"	Wassam, Colo	186' 10"	ford 4/18
2nd CCAA	195' 3 1/2"	193' 5"	4/25	186' 7 3/4"	Cain, Occidental
10th Fresno R	193' 5"	193' 1"	Bartolovich, Miami (Fla.)	186' 7 3/4"	3/21
4th Pacific AAU	193' 1"	193' 0"	3/21	185' 7"	Vnosalo, San
impl NCAA	193' 0"	192' 11"	3/21	185' 3"	Jose St 4/25
Other leading throwers:		192' 11"	3/21	185' 2"	Jarmen, BYU
Duncan, Wash	192' 11"	192' 11"	5/2	185' 2"	5/4
8/3/28	192' 11"	192' 11"	5/2	185' 2"	Courtney, No
Superud, Willa-	192' 11"	192' 11"	5/2	185' 2"	Car Col 5/9
met 5/23	192' 11"	192' 11"	5/2	185' 2"	Hazard, Ark
Ritchey, TCU	192' 11"	192' 11"	5/2	185' 2"	5/16 (204'
4/17	192' 11"	192' 11"	5/2	185' 2"	6 3/4" w)
Gilbert, Rutgers	192' 11"	192' 11"	5/2	185' 2"	Trapp Pitt St
5/29	192' 11"	192' 11"	5/2	185' 2"	3/21
Wechter, Cornell	192' 11"	192' 11"	5/2	185' 2"	Allen, Boston
5/23	192' 11"	192' 11"	5/2	185' 2"	U 5/23
L'Alouist, E	192' 11"	192' 11"	5/2	185' 2"	Grier, Penn St
Wash 5/30	192' 11"	192' 11"	5/2	185' 2"	5/2
Wim, Kan 5/9	192' 11"	192' 11"	5/2	185' 2"	Granberry,
Beuner, Cent	192' 11"	192' 11"	5/2	185' 2"	Spring 5/16
Wash 5/30	192' 11"	192' 11"	5/2	185' 2"	Scordo, Pitt
Quirk, Temple	192' 11"	192' 11"	5/2	185' 2"	4/25
	192' 11"	192' 11"	5/2	185' 2"	Romero, Wichita
	192' 11"	192' 11"	5/2	185' 2"	5/11
	192' 11"	192' 11"	5/2	185' 2"	Krone, Morning-
	192' 11"	192' 11"	5/2	185' 2"	side 6/6

HAMMER THROW

MARTIN ENGEL, New York U		170' 10 3/8"	Fitts, New Hamp
3rd Penn R	172' 2 1/2"	5/30	
2nd Met Intercol	176' 6"	166' 6 1/2"	Seifert, Brown
2nd vs Rutgers	179' 8"	5/30	
1st vs Vill-Ford	178' 1 3/8"	166' 5 1/2"	Taylor, Rhode
1st ICAAAA	174' 6 1/2"	163' 11"	Island 4/18
1st NYAC Games	178' 9 3/8"	163' 1 1/2"	Swett, Yale 5/16
3rd Met AAU	166' 10"	162' 3"	Curran, Harvard
1st Coll T&F		162' 3"	4/25
1st Nat AAU		161' 7 1/2"	Hilty, Princeton
1st Baltimore		161' 7 1/2"	5/2
163' 6"		159' 10 5/8"	Thompson,
Foreign meets			Columbia 5/16
2. STEVE DILLON, Manhattan			Lindberg, New
2nd Penn R	172' 2 1/2"		Hamp 5/23
1st vs Army	176' 6"		
1st Met Intercol	179' 8"		
2nd ICAAAA	178' 1 3/8"		
3rd NYAC Games	174' 6 1/2"		
2nd Met AAU	178' 9 3/8"		
6th Nat AAU	166' 10"		
Other leading throwers:			
177' 9"	Connolly, Boston		
Col 4/25			
177' 5 1/2"	Citron, New York		
U 5/30			
100-METER HURDLES:		6/27	Diego St 6/27
Culbreath, Morgan St	47' 2 1/2"	6/27	Ferguson, Iowa
7/19		6/27	4/18
Johnson, Pepp 6/26	44' 6"	(48' 4 3/4" w)	Waltmire, Whit-
Williams, Okla A&M	44' 5 1/2"	5/16	tier
5/16		Aseni, Loy	6/27
Sage, UCLA 6/27	44' 2 3/4"	(La.) 4/11	10:58.0n(2M)
Dadagian, Cornell 4/24	(44' 10 1/2" w)	Presher, Occidental	Kelly, Loy
Phillips, Bradley 4/24		6/12	(Ill.) 6/27
Rumpe, Missouri 5/30		Switzer, Kan St	
4th vs Syracuse		4/18	
Peoples, LaSalle 4/24			
Chance, Okla Baptist			
6/6			
3000-METER STEEPLECHASE:		9:35.8	Meyer, Wash
10:47.8n(2M)	Wilson, San	8/1	5191 Pryor, Arkansas 4/17-18
			5170 Ketels, USC 5/4-5

ADDITIONAL OLYMPIC EVENTS

DECATHLON:

5995	Shankle, Duke 7/3-4
5797	Widenfeldt, Wash 7/3-4
5252	Smith, Anderson 4/17-18
5191	Pryor, Arkansas 4/17-18
5170	Ketels, USC 5/4-5

440-YARD RELAY

1. SOUTHERN CALIFORNIA

43.0 2nd Long Beach R
41.5 1st vs Occidental
41.3 1st vs LAAC
41.1 1st West Coast R
41.6 1st Coliseum R
41.5 1st California R

2. MORGAN STATE

42.5 1st Seton Hall R
41.8 1st Penn R trial
41.7 1st Penn R
41.4 1st So Atlantic Inv

3. MANHATTAN

41.9 2nd Seton Hall R
2nd Penn R trial

4. ILLINOIS

42.4 1st Southern R
41.8 1st Drake R trial
42.1 1st Drake R

5. OKLAHOMA

41.3 1st Aggie R
42.0 1st North Texas R
2nd Kansas R

40.5 2nd Drake R

6. TEXAS

41.9 1st vs TA&M-Houston
41.9 1st Border Olympics
2nd West Texas R
41.7 1st Texas R
2nd vs Texas A&M
42.6 1st vs SMU-Baylor
3rd Kansas R
2nd vs Rice
41.5 1st vs TA&M-Rice
41.6 1st Southwest C

7. FRESNO STATE

41.4 2nd West Coast R
42.9 3rd Coliseum R

8. HOUSTON

42.5 2nd vs TA&M-Texas
2nd Border Olympics
41.8 1st West Texas R
41.8 2nd Texas R
41.9 1st SLI R
41.8 1st Kansas R
42.1 1st Drake R trial
42.9 3rd Drake R
2nd Mo Valley C

41.6 1st Texas AAU

Other leading teams:

41.5n Stanford 5/9
41.6 Texas Southern 5/2
41.8 Army 5/16
41.9 Marquette 6/6
41.9n California 5/16
42.0 Oklahoma A&M 4/30
42.0n UCLA 5/9
42.0n Yale 5/16
42.1n Iowa 6/6
42.2 Abilene Christian 5/19
42.3 Michigan 5/5
42.3 Rice 5/2
42.3n North Car A&T 4/25
42.4 Auburn 3/28
42.4n Texas A&M 3/14
42.5 Colorado A&M 4/25
42.5 Southern Methodist 5/7
42.5 North Texas St 5/1
42.5 Louisiana Tech 5/9
42.6n Occidental 4/4
42.6n Seton Hall 4/25
42.7 Navy 4/24
42.7n Cornell 5/16
42.8 Howard Payne 3/14
42.8n Loyola (La.) 3/28

880-YARD RELAY

1. SOUTHERN CALIFORNIA

1:28.8 1st Long Beach R
1:27.0 disqual vs LAAC
1:25.6 1st West Coast R
1:25.8 disqual Coliseum R
1:27.4 1st California R

2. MORGAN STATE

1:26.3 2nd Seton Hall R
1:26.3 1st Penn R trial
1:26.3 1st Penn R
2nd South Atlantic Inv
1:27.3 1st SAA AAU

3. MANHATTAN

1:28.0 1st Seton Hall R
1:26.4 2nd Penn R trial

4. TEXAS

1:26.2 3rd West Texas R
1st Texas R
4th Kansas R

5. CORNELL

1:27.6 1st Southern R
1:27.1 1st Penn R trial
1:26.4 2nd Penn R

6. KANSAS STATE

2nd Texas R
1:26.4 1st Kansas R

Other leading teams:

1:27.3 Texas Southern 5/2

1:27.5 Houston 4/11

1:27.6 Abilene Christian 3/28
1:27.6n Navy 4/25
1:27.6n Stanford 5/9
1:27.8 Oklahoma 3/20
1:27.8 Michigan 5/5
1:27.8 Southern Methodist 4/9
1:27.8n Texas A&M 3/28
1:27.8n Oklahoma A&M 4/4
1:27.9 Purdue 4/24
1:28.2 Louisiana Tech
1:28.2n UCLA 5/15
1:28.2n San Jose St 5/16
1:28.7n California 5/16
1:28.8 Marquette 4/24
1:28.8n Occidental 5/16

ONE-MILE RELAY

1. SOUTHERN CALIFORNIA

3:24.1 1st Long Beach R
3:19.9 1st vs Arizona
3:18.8 1st vs San Diego St
3:17.4 1st vs Occidental
3:17.0 1st vs Stanford
3:17.6 2nd vs California
3:18.2 1st vs UCLA
3:14.6 1st West Coast R
3:12.7 1st Coliseum R
3:13.6 1st California R
3:16.0 1st Pacific Coast C
3:11.7 2nd Compton Inv

2. MANHATTAN

3:24.5 1st Seton Hall R
3:16.5 1st Penn R class

3:15.8 1st Penn R

3:23.2 1st vs Army
3rd Met Intercol
3:12.9 2nd Coliseum R
3:21.4 1st vs Penn St
3:15.9 1st ICAAAA

3. OKLAHOMA A&M

3rd Sugar Bowl
3:24.1 1st Southwest Rec
3:18.7 1st Border Olympics
2nd Aggie R
3:16.6 1st Texas R
disqual vs Oklahoma
1st Kansas R
3:17.4 4th Penn R
3:18.2 2nd Mo Valley C

3:15.0 3rd Coliseum R

4. MORGAN STATE

3:17.3 1st Dist of Col R
2nd Seton Hall R
3:17.8 3rd Penn R
3:18.3 1st ND CIAA
3:15.3 1st CIAA
3:16.8 1st vs Baltimore OC
3:18.2 1st So Atlantic Inv

5. KANSAS STATE

2nd Sugar Bowl
2nd Texas R
2nd Kansas R
3:21.6 1st vs Iowa St
3:15.4 1st Big 7 C

1953 COLLEGIATE HONOR ROLL

17

CALIFORNIA

1st vs San Jose St
1st vs UCLA
1st vs RPOC-SCCYC
2nd vs Illinois
1st vs USC
1st West Coast R
1st California R
1st vs Stanford
1st Pacific Coast C

COLUMBIA

1st vs Princeton
1st Penn R class
4th Penn R class
1st vs Rutgers
2nd Met Intercol
1st Heptagonals
1st ICAAAA

MICHIGAN

1st Penn R
1st vs MSC-MN
1st vs Marquette
2nd vs Illinois
2nd Big 10 C

STANFORD

1st vs San Jose-SFOC

3:19.6 2nd vs USC

3:21.7 2nd vs UCLA
3:17.4 1st vs Occidental
3:16.5 3rd West Coast R
3:15.2 2nd California R
3:16.5 2nd vs California

10. HOUSTON

3:21.3 1st vs TA&M-Texas
2nd Border Olympics
4th Texas R
3:19.2 1st West Texas R
3:19.8 1st SLI R
2nd Drake R
1st Missouri Valley C

Other leading teams:

3:16.4 Iowa 5/30
3:16.5 Oklahoma 3/20
3:16.7 Navy 5/16
3:17.2 Cornell 4/24
3:17.4 Yale 5/16
3:17.8n Texas A&M 3/28
3:17.8n Occidental 4/4
3:18.1 San Diego St 5/16
3:18.2 Arizona 4/25
3:18.2 Pittsburgh 5/16
3:18.4 Illinois 4/18
3:18.4 Kansas 4/25

3:18.5 Texas Christian 4/17

3:18.6n St. John's 4/24
3:18.8n Missouri 5/23
3:18.8n Fordham 5/30
3:18.0n Penn State 5/16
3:19.1 Arizona State 5/2
3:19.1 Purdue 5/23
3:19.1n Oregon 5/30
3:19.2n Washington St 5/30
3:19.8 Ohio State 5/8
3:19.9n Indiana 5/8
3:20.1 San Jose St 5/9
3:20.5 Montana 5/16
3:20.6n UCLA 5/2
3:20.8 Louisiana St 5/16
3:20.8 Abilene Chr 3/28
3:21.0 Alabama 3/28
3:21.0 Texas 5/2
3:21.1n Fresno State 4/17
3:21.1n Colorado A&M 5/9
3:21.2 Notre Dame 5/2
3:21.2n Maryland 3/28
3:21.5 Marquette 5/30
3:21.5n Whittier 4/2
3:21.6 Southern Methodist 5/2
3:21.7 Utah 5/23
3:22.1 Colgate 5/9
3:22.3n Pennsylvania 5/9

TWO-MILE RELAY

7:36.2 1st vs Mich-MN

5. OCCIDENTAL

8:07.6 1st Long Beach R
7:49.8 3rd West Coast R
7:36.1 3rd Coliseum R
7:46.5 disqual California R

6. KANSAS

7:41.8 1st Texas R

Other leading teams:

7:39.8n Michigan 5/5

7:44.6 Fordham 4/25
7:45.7n San Diego St 5/9
7:49.7n Villanova 4/25
7:50.6 Tennessee 3/28
7:52.5 Oklahoma A&M 4/18
7:53.2 Oklahoma 4/2
7:53.8n Maryland 3/28
7:54.0n Army 4/25
7:55.3n Morgan State 6/7
7:55.9 Louisiana State 4/11
7:59.3n Penn State 4/25
8:00.0 Bowling Green 5/10
8:01.0n Iowa St. Teachers 5/2
8:01.0n Stanford 5/9
8:05.2 Wyoming 4/25

FOUR-MILE RELAY

17:44.5 2nd Drake R

3. MICHIGAN

17:56.2 1st Penn R

4. TEXAS A&M

17:45.2 2nd Texas R

17:42.7 2nd Kansas R

Other leading teams:

17:57.4n Penn State 4/25
18:17.7n Pittsburgh 4/25
18:23.7n St. John's 4/25
18:23.7n Manhattan 4/25

SPRINT MEDLEY RELAY

2. OKLAHOMA A&M

3:27.2 1st Aggie R
3rd Texas R
1st Southern R

3:28.5 1st Penn R

3. ILLINOIS

2nd Drake R

1. KANSAS

1st Texas R
1st Kansas R
1st Drake R

4. MORGAN STATE

3:27.9 1st CIAA

5. IOWA3:26.0 2nd Kansas R
3rd Drake R**Other leading teams:**3:30.1 No. Carolina Col 4/11
3:30.4 Iowa St Teachers 5/2
3:30.5 Texas 3/21
3:31.0 Louisiana St 3/28
3:31.2 North Texas St 3/28
3:31.5n Loyola (Ill.) 3/28

3:31.8 Seton Hall 4/18

3:32.1 Penn 4/25
3:32.4n Princeton 4/25
3:32.5 Howard Payne
3:32.8n Wisconsin 4/24
3:33.6n St. John's 4/25
3:33.7n Cornell 4/25**DISTANCE MEDLEY RELAY****1. GEORGETOWN**10:22.5 2nd Southern R
10:06.0 1st Seton Hall R
10:03.5 1st Drake R
10:03.5 1st California R

10:23.8 2nd Drake R

4. CALIFORNIA10:25.2 3rd West Coast R
10:13.5 2nd California R**2. MICHIGAN**10:17.0 1st Southern R
10:13.9 1st Penn R**5. ARMY**

10:14.5 2nd Penn R

3. KANSAS

10:15.7 1st Texas R

6. VILLANOVA

2nd Seton Hall R


10:15.2 3rd Penn R

Other leading teams:10:17.9n UCLA 5/16
10:20.2n Stanford 5/9
10:23.2 Loyola (Ill.) 4/24
10:24.0 Oklahoma 3/21
10:24.1 Washington 4/4
10:25.4n Texas A&M 3/27
10:25.9n Penn State 4/25
10:26.0n San Diego St 4/2
10:26.4n Southern Cal 5/9
10:27.1 British Columbia**480-YARD SHUTTLE HURDLE RELAY****1. ILLINOIS**1:01.7 1st Drake R trial
1:00.5 1st Drake R1:00.4 2nd Drake R
1st vs Mich-MN1:01.3n Notre Dame 4/25
1:02.1n North Carolina 4/2
1:02.5 Tufts 4/25
1:02.6n Virginia 4/25
1:03.0n Army 4/25
1:03.3n Navy 4/25**Other leading teams:**

1:01.0 Pittsburgh 4/25

2. MICHIGAN STATE

1:02.0 1st Drake R trial



BENT OVER THEIR WORK are the top college hurdler of 1953, Jack Davis of U. of Ill. (left) and Joel McNulty of Illinois. Davis took the national collegiate high hurdle title 14.0 and the low hurdle chase in 23.3 around a turn with McNulty the runner-up in both races. It was Davis' third successive NCAA high stick crown.

1953 Freshman Honor Roll

Listed below are outstanding marks made by college freshmen during the 1953 outdoor season. Indoor field event marks made from dirt footing are also included. Many of the marks included were not made in meets since some colleges have no intercollegiate competition for freshmen. However, it is believed that all of the marks listed below were made under competitive conditions. Included in the list are freshmen from colleges which allowed them to compete on the varsity teams. Non-winning times are indicated by an "n."

100-YARD DASH		800-YARD RUN—cont.	
Name, College	Best Mark	Name, College	Best Mark
Waters, Morgan State	9.5n	Kelley, Missouri	1:57.8
Wave, Morgan State	9.5n	Horn, Missouri	1:58.3
Walt, Kansas	9.6	Shinn, Occidental	1:58.6
Trimm, Morgan State	9.6n	Elliott, Kansas	1:58.6
Decker, Southern California	9.7	Hansen, Missouri	1:58.8
Pollard, Penn State	9.7		
Robinson, Fresno State	9.7		
Coyle, Southern California	9.7n		
Walt, Mississippi	9.8		
Hart, Baylor	9.8		
Newquist, Occidental	9.8		
Peugh, Texas	9.8		
Turner, Fresno State	9.8		
Yates, Utah	9.8n		
<i>With wind:</i>			
Pollard, Penn State	9.5		
Decker, Southern California	9.6		
Turner, Fresno State	9.7		
Lenoir, Louisiana Tech	9.7n		

220-YARD DASH		ONE-MILE RUN	
Pollard, Penn State	20.7	Landqvist, Oklahoma A&M	4:12.8n
Turner, Fresno State	20.9	Ledesma, Southern California	4:16.8n
Larrabee, Southern California	21.2	Pipemeier, Georgetown	4:20.5
Caswell, Loyola (La.)	21.3	Skutka, Georgetown	4:21.5
Shearer, Boston U.	21.4	Love, Stanford	4:22.6n
Newquist, Occidental	21.4	James, Brigham Young	4:24.0
Bohley, Central Michigan	21.4	Delgado, UCLA	4:24.5n
Coyle, Southern California	21.4n	Holland, Occidental	4:27.5n
Johnson, Louisiana State	21.6	Frame, Kansas	4:30.0
Decker, Southern California	21.6n	St. Clair, Manhattan	4:31.2
<i>With wind:</i>			
Peugh, Texas	20.6		
Friden, Texas	20.8n		
Decker, Southern California	21.4		
Lenoir, Louisiana Tech	21.6n		

440-YARD DASH		TWO-MILE RUN	
Washington, Morgan State	48.6n	Ledesma, Southern California	9:16.4n
Pollard, Penn State	48.9	Wallingford, Michigan	9:22.0
Larrabee, Southern California	49.0	Landqvist, Oklahoma A&M	9:29.7
Robinson, Indiana	49.0	James, Brigham Young	9:44.8
Scudly, Oklahoma	49.5	Sbarra, Manhattan	9:54.4
Dahl, Oklahoma	49.7		
Conder, Abilene Christian	49.7		
Morton, Southern Methodist	49.8		
Blair, Kansas	49.8		
Spence, Rice	49.8		

880-YARD RUN		120-YARD HIGH HURDLES	
Landqvist, Oklahoma A&M	1:54.7n	Curtis, Texas Christian	14.5
Shunatona, Oklahoma	1:56.4	Robinson, Fresno State	14.6
Weaver, Southern Methodist	1:56.5	Millett, Brigham Young	14.8
Fly, Indiana	1:56.9	Luttrell, Stanford	14.9
Going, Georgetown	1:57.0	Stevens, Iowa	14.9
Heard, Missouri	1:57.1	Loewen, Mankato	14.9
		Hight, Rice	15.0
		Constantine, Missouri	15.0
		Smith, Abilene Christian	15.1
		Ball, UCLA	15.2
		Chance, Oklahoma Baptist	15.2
		Minton, Florida State	15.2
		Canine, Iowa State	15.2
		Russell, Kansas State	15.2
		<i>With wind:</i>	
		Robinson, Fresno State	14.2

220-YARD LOW HURDLES		880-YARD RUN—cont.	
Robinson, Fresno State	23.0n	Landqvist, Oklahoma A&M	1:54.7n
Yates, Utah	23.1	Shunatona, Oklahoma	1:56.4
Millett, Brigham Young	23.1n	Weaver, Southern Methodist	1:56.5
Decker, Southern California	23.6	Fly, Indiana	1:56.9
Arnold, Richmond	23.6n	Going, Georgetown	1:57.0
Luttrell, Stanford	23.8	Heard, Missouri	1:57.1
Newquist, Occidental	23.9n		
Minton, Florida State	24.0		
Stevens, Iowa	24.0		
Constantine, Missouri	24.0		
Hight, Rice	24.0		

220-YARD LOW HURDLES—cont.

Podley, Central Michigan	24.0
Ball, UCLA	24.0n
<i>With wind:</i>	
Herod, Baylor	23.6
Height, Rice	23.6

HIGH JUMP

Booth, Michigan	6' 7 $\frac{1}{4}$ "
Stewart, Stanford	6' 6 $\frac{3}{4}$ "
Boyd, Indiana	6' 6"
Whitley, Hardin-Simmons	6' 4 $\frac{1}{2}$ "
Davis, Georgia	6' 4"
Wyrick, San Jose State	6' 4"
Stevens, Iowa	6' 3 $\frac{3}{4}$ "
Allard, Notre Dame	6' 3"
Kelley, Stanford	6' 3"
Brestel, Nebraska	6' 2 $\frac{1}{2}$ "

BROAD JUMP

Smith, Iowa	24' 1 $\frac{1}{4}$ "
Arnett, Southern California	23' 11"
Vallery, Louisiana Tech	23' 11"
Trenary, Abilene Christian	23' 4 $\frac{7}{8}$ "
Podley, Central Michigan	23' 3 $\frac{3}{8}$ "
Rushing, Wyoming	23' 2"
Utsond, Montana	23' 1 $\frac{3}{4}$ "
Ascani, Loyola (La.)	23' 1"
Vass, Presbyterian	23' 3 $\frac{1}{4}$ "
Gambini, Fresno State	22' 11 $\frac{1}{2}$ "
Lange, Kansas	22' 10"

POLE VAULT

Poucher, Florida	14' 1 $\frac{1}{2}$ "
Cutland, California	13' 7 $\frac{1}{4}$ "
Rhodes, San Jose State	13' 7"
Richards, Southern California	13' 6"
Levack, Southern California	13' 6"
Blackwell, Texas	13' 1"
Merrill, Occidental	13' 1"
Kell, UCLA	13' 0"
Chleborad, Fresno State	13' 0"
James, Rice	12' 11 $\frac{1}{2}$ "

SHOT PUT

Patterson, Southern Calif.	51' 8 $\frac{1}{2}$ "
Humphrey, Pepperdine	51' 7 $\frac{1}{4}$ "
Grossman, Miami (Fla.)	50' 9 $\frac{3}{4}$ "
Blockson, Penn State	49' 13 $\frac{1}{4}$ "
Neider, Kansas	49' 0"
Edwards, Southern California	48' 9"
Brown, Washington State	48' 5 $\frac{3}{8}$ "
Meyer, Occidental	48' 4 $\frac{5}{8}$ "

SHOT PUT—cont.

Mathias, Occidental	48' 2 $\frac{1}{2}$ "
Van Dee, Oklahoma	48' 2"

DISCUS THROW

Patterson, Southern Calif.	166' 11 $\frac{3}{4}$ "
Van Dee, Oklahoma	157' 4"
Blockson, Penn State	152' 1"
Burrus, West Texas State	149' 10 $\frac{1}{2}$ "
Siler, Harvard	147' 8 $\frac{3}{4}$ "
Hester, Occidental	147' 5"
Blackstone, Oregon State	145' 11"
Mathias, Occidental	144' 5 $\frac{3}{4}$ "
Brown, Washington State	143' 10 $\frac{3}{4}$ "
Sneed, Texas	142' 4"

JAVELIN THROW

Garcia, Arizona State	200' 1 $\frac{1}{2}$ "
Hudson, Dana	192' 2 $\frac{1}{2}$ "
Utsond, Montana	192' 1"
Morrison, Harvard	178' 5 $\frac{1}{2}$ "
Woolfolk, Oklahoma A&M	177' 7"
Vondra, Nebraska	175' 2"

<i>With wind:</i>	
Garcia, Arizona State	213' 1"
Woolfolk, Oklahoma A&M	201' 11 $\frac{3}{4}$ "

440-YARD RELAY

Morgan State	41.5n
Texas	42.3
Occidental	42.5
Baylor	42.9
Rice	43.0

880-YARD RELAY

Occidental	1:28.5
Baylor	1:29.3

ONE-MILE RELAY

Morgan State	3:19.3
Southern Methodist	3:20.3
Missouri	3:21.1
Oklahoma	3:21.1
Kansas	3:26.0
Oklahoma Baptist	3:26.8
Iowa State	3:26.9
New York U.	3:27.0
Occidental	3:27.4
Stanford	3:28.3

SPRINT MEDLEY RELAY

Southern California	3:29.1
Oklahoma A&M	3:32.5

THE EAST

By JOSEPH M. SHEEHAN

Sports Writer, The New York Times

Manhattan picked up the important marbles in Eastern collegiate track in 1953, retaining the I.C.4-A indoor and outdoor team titles. Heptagonal honors were split, Cornell and Columbia tied for the Ivy League indoor title; Yale captured the outdoor crown. Penn State and Army were other strong teams, while Georgetown, Villanova and Seton Hall, among others, had sparkling individual performers.

Graduation has removed so many top athletes from the list of eligibles that, at the start of the 1954 competitive season, it is hard to determine who is who and what is what. However, Manhattan has retained enough quality performers and sufficient depth to qualify again as the team to beat. Penn State, Yale and, possibly Cornell, loom as the principal rivals of the Jaspers on the I.C.4-A level.

Manhattan has lost its great string of sprinters—Olympic champion Lindy Remigino, Joe Schatzle and Jack O'Connell—plus hammer-thrower Steve Dillon and two-miler Francis Egan of its outdoor I.C.4-A scorers. But George Eastman still has available Charley Pratt, who could be the East's most useful athlete as a potential scorer in both hurdles, the flat 100 and broad jump; quarter-milers Lou Jones, Vern Dixon, Ron Ferraro and Ron Lucas, who constitute the nation's fastest mile relay when all are sound; Frank Gaffney, 6-5 high jumper, and enough miscellaneous talent to pick up odd points elsewhere. The rub is that Dixon, a top-drawer runner in the 440-600 range, has had a series of leg ailments that may keep him from regaining peak form.

Penn State's nucleus consists of Jim Herb, the East's best high jumper; Ollie Bag, brilliant quarter-miler who like Dixon, his high school arch-rival, has been handicapped by a string of leg injuries; Roosevelt Grier, 50-foot shot-putter; Art Pollard, sophomore sprinter who posted noteworthy high school and freshman times, 13-6 pole vaulter Dan Lorch and a solid crew of distance runners headed by Lamont Smith and Bob Hollen.

Yale has a good pair of sprinters in Henry Thresher, an Olympic prospect before his 1951 attack of polio, and Larry Reno; a formidable half-miler in Mike Stanley, a 13-6 pole vaulter in Bob Donegan and two good weight men in Steve Thomson and Tom Henderson. The Elis also have the wherewithal for a good relay team and the raw material for making a showing in several other field events.

Cornell has all-over squad strength but lacks outstanding individuals. Army is in much the same boat, although miler Lew Olive and hurdler Bill Purdue do qualify as class performers. The Cadets, though, concentrate on the Heptagonals and their dual meet schedule and don't often show to their best in the open competition of the I.C.4-A.

With the rest of the major Eastern powers, it is a case of having a few good individuals or a swift relay rather than a well-rounded squad. However, as the season progresses more contenders for team honors may emerge. Georgetown and Pittsburgh in the I.C.4-A and Harvard on the Heptagonal level are among the "dark horses."

Since there is so many schools involved, perhaps the best way of sizing up the situation is to name a few of the outstanding prospects in the standard events.

Sprints—Even without the Manhattan monopolists of the last three years, there is class available for the dashes. Seton Hall's Bob Keegan, who won the I.C.4-A 60 and placed in both outdoor sprints, is back. Penn introduces John Haines, National AAU 60 champion as a freshman. Yale's Thresher

1955 Guide Material

Material for inclusion in the 1955 Official NCAA Track and Field Guide should be mailed to the Editor, H. D. Thoreau, 2660 Lambert Drive, Pasadena 8, California, not later than July 1, 1954. Summaries of championship meets must be typewritten in the same form as they appear in the 1954 Guide.

and Reno and Penn State's Pollard also figure.

440-600—Penn State's Sax and Manhattan's Dixon are the best, if sound. Columbia's Fred Schlereth, Manhattan's Jones and Ferraro, Cornell's Andy Dadagian, Villanova's Joe Gaffney and Yale's Ross Price rank close behind.

880—Penn's Paul Raudenbush, Yale's Stanley, Fordham's Bill Persichetty and Tom Courtney and Princeton's Dick Yaffa head the list.

5-Mile—Army's Olive and Cornell's Chick Trayford stand out in a depleted field. Georgetown Sophomore Bobby Lippmeier is a threat.

Two-Mile—Penn State's Hollen and Smith, Syracuse's Ray Osterhout, Boston U's Johnny Kelley and Jim Byrne of St. John's are the ones to watch.

Hurdles—Manhattan's versatile Pratt, particularly in the lows; Harvard's Bob Rittenburg; Army's Purdue and Cornell's McAllister Booth are the names that pop to mind.

Mile relay—Manhattan and Columbia.

Two-mile relay—Fordham, Yale and Georgetown.

High jump—Penn State's Herb, Manhattan's Gaffney, John Duenzl of St. John's and Herb Jones of Tufts have the best records.

Broad jump—Manhattan's Pratt and Jones of Tufts are in the 23-24 foot class.

Pole vault—Penn's Van Zimmerman, who has been flirting with 14 feet, is outstanding. Penn State's Dan Lorch and Yale's Bob Donegan rank next in an inconsistent group of 13 to 13-6 vaulters.

Shot and discus—Columbia's Al Thompson, Yale's Thomson and Henderson, and Penn State's Grier are the established leaders.

Hammer throw—NYU's Marty Engel, National AAU champion and new American record-holder at 195 feet plus, dominates the picture.

Javelin throw—La Salle's Joe Cantello, if he still is eligible.

If there seems to be a lot of groping for names—and there is—it is because so many old standbys have departed. Gone into the alumni cheering sections are such fine champions and solid operators as Manhattan's Remigino, Schatzle, O'Connell and Dillon; Villanova's Fred Dwyer and John Joe Barry; Georgetown's Charley Capozzoli, Joe LaPierre and Carl Joyce; Seton Hall's Morrie Curotta; Columbia's George Shaw; Cornell's Jim Lingel; Princeton's Buzz Taylor and Toby Maxwell; Army's Joe Perlow and Bob Day; Brown's Walt Molineux; Jack Goldberg of Tufts and Lafayette's Jack Ellis.

While the simultaneous departure of so many men who left their marks so sharply etched gives rise to nostalgia, your reporter is fully confident that the East will find worthy replacements. It always does.

ICAAAA Championships

New York, N.Y., May 29-30, 1953

TEAM SCORES—Manhattan 42, Columbia 22, Army 14½, Yale 12½, Tufts 11½, Georgetown 11, Pennsylvania 10½, Seton Hall 10½, Penn State 10½, Pittsburgh 9, New York U 8¾, Villanova 8, LaSalle 7, Harvard 6, Princeton 5, Lafayette 5, California 4, Rutgers 4, St. Joseph's 4, Syracuse 4, Fordham 4, Cornell 4, St. John's 3½, Maryland 3, Duke 3, Temple 3, Rhode Island 2½, New Hampshire 2½, MIT 2, Albright 2, Brown 1, Colgate 1.

100—Remigino (Man) 10.0, Keegan (SH), Schatzle (Man), Matthews (Md), O'Connell (Man).

220—Remigino (Man) 21.7, Dow (Harv) 21.7, Schatzle (Man) 21.8, Walker (LaS) 22.0, Keegan (SH) 22.3.

440—Curotta (SH) 47.3, Schlereth (Col) 47.8, Jones (Man) 48.2, Ferraro (Man) 48.5, Clarence (Col) 49.0.

880—Stanley (Y) 1:53.4, Raudenbush (Penn) 1:53.8, Dinges (Army) 1:54.2, Courtney (Ford) 1:55.0, Wallack (Colg) 1:56.3.

MILE—Olive (Army) 4:11.0, LaPierre (Gtn) 4:11.5, Dwyer (Vill) 4:12.7, Kirk (Gtn) 4:18.2, Armstrong (Syr) 4:18.6.

2-MILE—Capozzoli (Gtn) 9:00.2, Barry (Vill) 9:13.2, Egan (Man) 9:22.6, Hollen (PS) 9:24.7, Smith (PS) 9:25.2.

120 HIGH HURDLES—Monahan (Pitt) 14.7, Goldberg (Tufts) 14.8, Shankle (Duke) 15.0, Latoff (MIT) 15.1, Ruschel (Pitt) 15.2.

200 LOW HURDLES—Pratt (Man) 24.1, Booth (Cor) 24.3, Ruffin (Tem) 24.4, Goldberg (Tufts) 24.6, Rittenburg (Harv) 24.6.

HIGH JUMP—Herb (PS) 6-3¼, Gaffney (Man) 6-2¼, tie between Jones (Tufts) and Duenzl (M) 6-1¼, Lee (Penn) 6¼.

BROAD JUMP—Taylor (Prin) 23-6½, Shaw (Col) 23-1½, Jones (Tufts) 22-11, Fuqua (Army) 22-8, Rittenburg (Harv) 22-3.

POLE VAULT—Tie between Zimmerman (Penn) and Perlow (Army) 13-4, tie between Lorch (RI) and Donegan (Y) 13-0, tie among Vinci (SH), Stevenson (NYU), Lorch (SH) and Hogan (NH) 12-6.

HOT PUT—Thompson (Col) 51-2, McLaughlin (St Jos) 50-11, Thomson (Y) 49-11½, Grier (PS) 49-6, McCallum (Penn) 49-5¼.

DISCUS—Ellis (LaS) 161¾, Coakley (Cal) 153-10, Thompson (Col) 150-8, Thomson (Y) 147-7½, Clancy (Vill) 144-11¾.

JAVELIN—Cantello (LaS) 208-11, Gilbert (Rut) 205-9¾, Martin (Syr) 195-2½, Bentley (Alb) 193-1, Isburgh (Md) 192-10¾.

HAMMER—Engel (NYU) 179-3¾, Dillon (Man) 178-1¾, Citron (NYU) 177¾, Pitts (NH) 170-10, Seifert (Br) 166-6½.

MILE RELAY—Columbia (Williams, Passloff, Clarence, Schlereth) 3:15.8, Manhattan 3:15.9, Pittsburgh 3:18.2, Fordham 3:18.8, St. John's 3:20.8.

Heptagonal Games

New Haven, Conn., May 16, 1953

TEAM SCORES—Yale 50, Army 38½, Harvard 33 5/6, Navy 31½, Columbia 30, Cornell 22½, Princeton 21 5/6, Pennsylvania 19, Dartmouth 7, Brown 2.

100—Thresher (Y) 10.1, Reno (Y), Dow (H), Hardy (A), Kane (N).

200—Williams (Col) 48.8, Price (Y), Czaja (N), Clarence (Col), Dadagian (Cor).

440—Raudenbush (Penn) 1:51.8*, Dinges (A), Huck (D), Schlereth (Col), Georgii (Cor).

MILE—Olive (A) 4:16.8, Stanley (Y), Pratt (Cor), Storz (Col), Kelley (D).

MILE RELAY—Maxwell (Prin) 9:36.1, Wooley (N), Effer (A), Albers (Cor), Day (A).

120 HIGH HURDLES—Twitchell (H) 14.9, Booth (Cor), Rittenburg (H), Sempier (Penn), Mott (Y).

200 LOW HURDLES—Twitchell (H) 23.8, Booth (Cor), Rittenburg (H), Keller (Prin), Reno (Y).

HIGH JUMP—Pierce (N) 6-¾, tie among Boyd (A), Lee (Penn) and Wolcott (N), tie among Carpenter (Prin), Wechter (Cor) and Whitehead (H).

BROAD JUMP—Taylor (Prin) 24-8¾*, Shaw (Col), Fuqua (A), Calkins (D), Rittenburg (H).

POLE VAULT—Tie between Donegan (Y) and Zimmerman (Penn) 13-6, tie among Mollo (H), Pierce (N), Babb (Prin) and Perlow (A).

HOT PUT—Thompson (Col) 51-4½, Patton (A), Thomson (Y), McCallum (Penn), Cameron (N).

DISCUS—Thomson (Y) 154-9¾, Wilson (Prin), Machanic (H), Thompson (Col), Pratt (H).

JAVELIN—Wolcott (N) 183-5, Patton (A), Flanders (Y), Wechter (Cor), Simpson (D).

HAMMER—Swett (Y) 163-11, Thompson (Col), Curran (H), Seifert (B), Bard (A).

440 RELAY—Army (Fuqua, Smith, Lustig, Hardy) 41.8**, Yale, Harvard, Princeton, Cornell.

MILE RELAY—Navy (Rogers, Paterson, Czaja, Branson) 3:16.7, Cornell, Yale, Columbia, Pennsylvania.

* New meet record.

** Ties meet record.

New England Intercollegiate Meet

Boston, Mass., May 23, 1953

TEAM SCORES—Tufts 27, Rhode Island 21, Boston U. 17, New Hampshire 15, Boston Col. 13, Brown 13, Holy Cross 13, Wesleyan 13, Northeastern 7, Amherst 6, Bates 6.

Springfield 4½, Bowdoin 3, MIT 3, Maine 2, Massachusetts 1½.

100—Ellis (W) 10.4, Jones (T), Guber (RI), Sweeney (HC).

200—Ellis (W) 22.5, Jones (T), Sweeney (HC), Donaldson (Br).

440—McConnachie (HC) 49.7, Sanderson (HC), Holland (Br), Tingley (RI).

880—Smith (BU) 1:55.8, Thorgerson (W), Devane (HC), Goldsmith (Ba).

MILE—Molineux (Br) 4:18.9, Carlsen (NH), Oiler (N), Poor (A).

2-MILE—Shea (N) 9:28.9*, Kelley (BU), Webber (NH), Aldrich (Mass).

120 HIGH HURDLES—Goldberg (T) 14.9, Tatoff (MIT), Howitt (T), Woolman (A).

200 LOW HURDLES—Goldberg (T) 24.9, Getchell (Bo), Calkin (Me), Lochiatto (BC).

HIGH JUMP—Parker (NH) 6-5, Jones (T), Hescoock (BU), tie between Mussey (S) and Briere (Mass).
BROAD JUMP—Jones (T) 22-10¼, Sutherland (A), Morris (RI), Brickett (A).
POLE VAULT—Linne (RI) 13-4, tie among Williamson (T), Hescoock (BU), Bishop (BU), Hogan (NH), Nerses (RI) and Goodwin (RI).
SHOT—Apkarian (RI) 50-3½, Low (BC), Bates (BU), Morze (BC).
DISCUS—Holmes (Bo) 145-7¾, Morze (BC), Guild (S), Fitts (NH).
JAVELIN—Jazwinski (Br) 189-8¾, Allen (BU), Granberry (S), Childs (RI).
HAMMER—Connolly (BC) 172-¾, Taylor (RI), Fitts (NH), Lindberg (NH).

* New meet record.

Eastern Intercollegiate Meet

Weston, Mass., May 16, 1953

TEAM SCORES—Tufts 42, Springfield 39, Boston University 29 1/6, Boston College 18, Bowdoin 11, Williams 9½, Middlebury 6, Providence 6, Trinity 3, Colby 1½.
 100—Goldberg (T) 10.1, West (M), Anderson (S), Jones (T).
 220—Jones (T) 22.3, West (M), Behr (W), Wies (B).
 440—Rowell (S) 51.5, Wilkey (T), Calkin (T), Kehoe (P).
 880—Smith (BU) 1:55.5*, Cameron (BU), Hagerman (W), Goodwin (S).
MILE—Lohner (P) 4:27.3, Ersing (S), Goodwin (S), Huleatt (B).
2-MILE—Kelley (BU) 9:25.4*, Hillman (S), Sapienza (BC), Redman (W).
120 HIGH HURDLES—Goldberg (T) 14.9, Howitt (T), Lochiatto (BC), Getchell (B).
220 LOW HURDLES—Goldberg (T) 24.1*, Getchell (B), Knight (B), Howitt (T).
HIGH JUMP—Tie between Jones (T) and Muzzey (S) 6-2¾, tie between Lallier (C), Hescoock (BU).
BROAD JUMP—Jones (T) 23-6¾*, Muzzey (S), Godfrey (Tr), Cypriot (W).
POLE VAULT—Tie among Hescoock (BU), Bishop (BU), and Perry (W) 12-7¾**, Williamson (T).
SHOT—Bates (BU) 46-5¾, Connolly (BC), Low (BC), Saypalia (Tr).
DISCUS—Guild (S) 146-5½*, Morze (BC), Liband (T), Low (BC).
JAVELIN—Granberry (S) 185-3, Allen (BU), Brinkman (B), Parma (S).
HAMMER—Connolly (BC) 152-3, McGrath (S), Guild (S), Wragg (B).

* New meet record.

** Ties meet record.

Yankee Conference Championships

Amherst, Mass., May 16, 1953


TEAM SCORES—Rhode Island 66½, New Hampshire 55 1/6, Maine 15½, Massachusetts 15, Connecticut 9, Vermont 4.
 100—Guber (RI) 10.2, Pizzo (RI), Walsh (RI), Burpee (NH).
 220—Pizzo (RI) 22.4, Walsh (RI), Burpee (NH), Campbell (NH).
 440—Kelsey (M) 50.6*, Tingley (RI), Harper (C), Campbell (NH).
 880—Crandall (NH) 1:58.1, MacCormack (NH), Haskell (Me), Case (C).
MILE—Carlsen (NH) 4:23.4, Bolvin (C), Trembley (RI), Perry (Me).
2-MILE—Weber (NH) 9:51.7, Aldrich (Mass), Smith (RI), Wrisley (V).
120 HIGH HURDLES—Parker (NH) 15.3, Calkins (Me), Ratta (RI), Potter (NH).
220 LOW HURDLES—Calkins (Me) 24.8, Bolton (NH), Morris (RI), Ratta (RI).
HIGH JUMP—Tie between Briere (M) and Parker (NH) 5-11, Linne (RI), tie between Potter (NH) and Morris (RI).
BROAD JUMP—Parker (NH) 21-7½, Bareus (M), W. Morris (RI), Reuter (NH).
POLE VAULT—Tie between Linne (RI) and Goodwin (RI) 13, Nerses (RI), tie among Hogan (NH), Ludwig (NH), and Lincoln (Me).
SHOT—Apkarian (RI) 49-8½, Guittar (NH), Boddanovich (Me), Doornbosch (V).
DISCUS—Fitts (NH) 138-4½, Lindberg (NH), Doornbosch (V), Friend (RI).
JAVELIN—Childs (RI) 175-4, Cunningham (C), Folsom (Me), Broomfield (RI).
HAMMER—Dame (RI) 155, Taylor (RI), Barner (RI), Fitts (NH).

* Ties meet record.

Metropolitan Intercollegiate Meet

New York, N. Y., May 9, 1953

TEAM SCORES—Manhattan 105, St. John's 41½, Columbia 35, Fordham 30, New York University 27¼.
 100—Remigino (M) 9.9, Schatzle (M), O'Connell (M), Baylis (C), Futterman (C).



OLYMPIC CHAMP PARRY O'BRIEN is seen cracking the world shot put record on two different evenings last season. The picture on the right is of his first record-breaking one of 59 ft. ¾ in. at Fresno in the West Coast Relays. A month later in the Compton Invitational Meet he raised his world standard to 59 ft. 2¼ in. with the put shown on the left.

320—Remigino (M) 21.6, Schatzle (M), O'Connell (M), Baylis (C), Futterman (C).
 440—Ferraro (M) 48.8, Persichetty (F), Schlereth (C), Williams (C), Brailford (SJ).
 880—Jones (M) 1:54.9, Courtney (F), Cody (SJ), Cisneros (F), Goodwin (M).
MILE—Foley (F) 4:18.9, Lingner (SJ), Keegan (F), Kubic (M), Zipper (SJ).
2-MILE—Egan (M) 9:25.5*, Johnson (SJ), Byrne (SJ), Storz (C), Bailey (SJ).
120 HIGH HURDLES—Pratt (M) 15**, Schertzer (M), Duenzl (SJ), Brennan (SJ), Collins (SJ).
220 LOW HURDLES—Pratt (M) 24.2, Nulty (SJ), Pellegrini (M), McGee (SJ), Brennan (SJ).
HIGH JUMP—Gaffney (M) 6-2, Duenzl (SJ), tie between Carty (M) and Stevenson (NYU), tie between Nulty (SJ) and Salmon (F).
BROAD JUMP—Shaw (C) 22-6½, Pratt (M), Duenzl (SJ), Drobinski (M), O'Connor (SJ).
POLE VAULT—Stevenson (NYU) 12-6, tie between Harrigan (F) and Galle (M), tie among Bason (C), Zarlini (M) and Byrnes (SJ).
SHOT—Thompson (C) 50-3¾, Engel (NYU), Lansen (M), Pavacic (M), Gattullo (SJ).

JAVELIN—Settino (NYU) 166-7½, Carty (M), Vincenzes (F), McCarthy (M), Nichols (M).

HAMMER—Dillon (M) 179-8*, Engel (NYU), Citron (NYU), Thompson (C), Gattullo (SJ).

MILE RELAY—Fordham (O'Hare, Day, Keegan, Persichetty) 3:19, Columbia, Manhattan, New York University.

* New meet record.
** Ties meet record.

Middle Atlantic States Conference Championships

Lancaster, Pa., May 15-16, 1953

TEAM SCORES—LaSalle 52¾, Lafayette 37¾, St. Joseph's 29¼, Delaware 9½, Gettysburg 4½, Bucknell 4, Penn Military 3, Scranton ¼, Dickinson, Franklin and Marshall, Johns Hopkins, Muhlenberg 0.

100—Walker (LS) 10.1, Bretz (B), Forrest (L), Morrison (LS), McCloskey (SJ).
220—Walker (LS) 21.7*, Forrest (L), McCloskey (SJ), Lewis (Haverford), Jones (D).
440—Walker (LS) 49.5, Baylis (D), Gola (LS), Manning (LS), Quinn (LS).
880—Manning (LS) 1:57.0, Walsh (SJ), Harmon (LS), Reybold (D), Mannion (SJ).
MILE—Seeley (H) 4:26.6, Klots (H), Krause (SJ), Harmon (LS), Higginbotham (SJ).
2-MILE—Schafer (L) 9:53.8, Eldridge (L), Martin (SJ), Krause (SJ), McDade (SJ).
120 HIGH HURDLES—Tabbott (H) 15.2, Eschbach (Ursinus), Peoples (LS), Vartanian (Lehigh), Lauder (L).
220 LOW HURDLES—Tabbott (H) 24.7, Peoples (LS), Eschbach (U), Glavin (SJ), Croke (Albright).
HIGH JUMP—Tie between Eckman (G) and Gassebaum (L) 6-2¼, Thoden (SJ), Lemmon (L), tie among Wilson (S), Moore (LS), Mihursky (L), and Kane (SJ).
BROAD JUMP—Rothenberger (Juniata) 22-¾, tie between Mihursky and Shanko (L), tie between Vartanian (Le) and Watson (D).
POLE VAULT—Albert (A) 12-4, tie between Thomas (H) and Patterson (LS), tie among Maurer (L), Miller (D), and Howell (Swarthmore).
SHOT—McLaughlin (SJ) 51-6½*, Bell (L), Eaton (L), Udovich (PM), Horn (L).
DISCUS—Ellis (L) 172-½*, Eaton (L), Swett (U), Glaeser (L), Sherwood (L).
JAVELIN—Cantello (LS) 201-¼, Jones (Sw), Schubert (L), Tenley (A), Adelman (PM).
FRESHMAN MILE—Shirk (A) 4.33, Gallagher (LS), Ports (G), Strassburger (D), Frantz (G).
FRESHMAN MEDLEY—St. Joseph's (Hunt, Dorherty, O'Malley, McLaughlin), Penn Military, Scranton, Delaware, Lehigh.

* New meet record.

Penn Relays

Philadelphia, Pa., April 24-25, 1953

100—Bragg (Morgan State) 9.7, Wells (Oklahoma A&M), Green (Allen), O'Connell (Manhattan), Schatzle (Man).
MILE—Truex (Unattached) 4:10.0, Johansson (Finland) 4:10.3, Wilt (New York AC) 4:12.1, Landqvist (OAA&M Freshmen) 4:22.4.
2-MILE—Eckhoff (OAA&M) 9:20.1, Maxwell (Princeton) 9:23.8, Glassford (Rutgers) 9:24.5, Snyder (Alfred) 9:26.2, Luternacik (Pittsburgh) 9:26.3.
120 HIGH HURDLES—Monahan (Pitt) 14.8, Shankle (Duke) 14.8, Bruner (Michigan) 14.9, Sempier (Penn) 15.2, Calhoun (North Carolina College).
400-METER HURDLES—Culbreath (MS) 53.2, Dadagian (Cornell) 54.5, Bright (Ft. Jackson) 54.6, Shupe (Syracuse) 55.4, Peoples (LaSalle) 55.4.
HIGH JUMP—Smith (Wayne) 6-6, Herb (Penn State) 6-4, tie among Mead (Mich), McCullough (NCC) and Bacon (Army) 6-2.
BROAD JUMP—Taylor (Prin) 25¾, Jones (Tufts) 24-3, Shaw (Columbia) 23-8¾, Shankle (Duke) 23-1¾, Fuqua (Army) 23-1¾.
POLE VAULT—Tie among Harrington (Notre Dame), Linne (Rhode Island) and Zimmerman (Penn) 13-4, Babb (Prin) 13-0, tie among Beachley (Corn), Kirk (Ft. Belvoir), Stevenson (New York U), Perlow (Army) 12-6.
SHOT PUT—Nilsson (Mich) 55-9¾, Grossman (Miami, Fla.) 50-9¾, Thompson (Col) 50-6¼, McLaughlin (St. Josephs) 49-9¼.
DISCUS—Nilsson (Mich) 174-3¾, Ellis (Lafayette) 173-11¾, Cooke (Ft. Jackson)

Pella (Mich) 155-7, Thomson (Yale) 152-5¾.
MILE RELAY—Cantello (LaS) 211-9½, Gulick (Temple) 200-0, Martin (Syr) 199-4½, (Ft. Holabird) 195-7¾, Hagerman (Corn) 185-5½.
MILE RELAY—Felton (Bainbridge NTC) 178-3¾, Dillon (Man) 172-2½, Engel (NYU) 172-1½, Citron (NYU) 157-5¾, Taylor (RI) 155-1¾.
MILE RELAY—Morgan State (Robinson, Johnson, Rogers, Bragg) 41.7, North Carolina 42.6, Seton Hall 42.6, Navy 42.9.
MILE RELAY—Morgan State (Gooden, Johnson, Rogers, Bragg) 1:26.3, Cornell 1:26.4, Villanova 1:27.6, Colgate 1:32.5.
MILE RELAY—Manhattan (Pina, Lucas, Ferraro, Jones) 3:15.8, Michigan 3:17.2, Morgan State 3:17.8, Oklahoma A&M 3:18.2, Cornell 3:19.0.
MILE RELAY—Fordham (Foley, Keegan, Persichetty, Courtney) 7:44.6, Villanova 7:49.7, Michigan 7:53.0, Army 7:54.0, Penn 7:59.3.
MILE RELAY—Michigan (Dooley, Lynch, Moule, Ross) 17:56.2, Penn State 17:57.4, Fordham 18:17.7, St. John's 18:23.7, Manhattan 18:23.7.
SPRINT MEDLEY RELAY—Oklahoma A&M (Firth, Wells, Ashmore, Heard) 3:28.5, Princeton 3:32.4, Seton Hall 3:37.1.
DISTANCE MEDLEY RELAY—Michigan (Lynch, Carroll, Moule, Ross) 10:13.9, Army 10:14.5, Villanova 10:15.2, Penn State 10:25.9, Colgate.
SHUTTLE HURDLE RELAY—Pittsburgh (King, Ruschel, Kennedy, Monahan) 10:0.0, North Carolina, Virginia, Tufts.
HEXAGONAL MILE RELAY—Cornell (Lattomus, Sebald, Dadagian, Lingel) 3:17.2, LaSalle, Columbia, Navy, Princeton.
METROPOLITAN MILE RELAY—Manhattan (Pina, Lucas, Ferraro, Jones) 3:16.5, Fordham, St. John's, Columbia, New York U.
PENN STATE TEACHERS MILE RELAY—Cheney (Womack, Webster, Washington, Green) 3:28.4, West Chester, Edinboro, Shippensburg, East Stroudsburg.
FRESHMEN MILE RELAY—Morgan State (Kave, Waters, Washington, Griffin) 4:01.1, New York U, Georgetown, St. John's, Syracuse.
SHUTTLE ATLANTIC MILE RELAY—LaSalle (Fricker, Peoples, Walker, Manning) 4:02.9, Delaware, St. Joseph's, Haverford, Alfred.
DIVISION II MILE RELAY—St. John's (Brennan, Nulty, Brailsford, Dee) 3:20.0, Columbia, Pittsburgh, Colgate, Maryland.
DIVISION II SPRINT MEDLEY RELAY—Penn (Follett, Booth, Faulk, Raudenbush) 3:22.1, St. John's 3:33.6, Cornell 3:33.7, Fordham 3:35.4, Syracuse 3:36.7.

Seton Hall Relays

Newark, N. J., April 18, 1953

100—Bragg (Morgan State) 10.0, Conaway (Adelphi), Hazekamp (Montclair State Teachers), Bloom (Adelphi).
200—McKenley (Grand Street Boys) 48.6*, Rhoden (Grand Street Boys), Stanfield (GSB), Bright (Pioneer Club).
400—MILE—Ross (Penn AC) 9:38.1, Ashenfelter (New York AC), McKenzie (PC), Ashenfelter (NYAC).
HIGH JUMP—Tie between Gaffney (Manhattan) and Duenzl (St. John's) 6-2, tie among McCullough (North Carolina College), Ackerson (R.P.I.), Brady (Villanova).
BROAD JUMP—Hazekamp (MST) 21-6½, tie between Davis (RPI) and Cox (Fairleigh Dickinson), Mahen (LaSalle).
POLE VAULT—Vinci (Seton Hall) 12-6, Hoone (Syracuse), tie among Pavone (SH), Patterson (LS), Galle (M) and Stevenson (NYU).
SHOT—Fulton (A) 48-2, Pavacic (M), Engel (NYU), Larsen (M).
400 RELAY—Morgan State (Robinson, Johnson, Rogers, Bragg) 42.5, Manhattan, Seton Hall, Syracuse.
800 RELAY—Manhattan (O'Connell, Pratt, Schatzle, Dixon) 1:28, Morgan State, Syracuse, St. John's.
MILE RELAY—Manhattan (Pina, Ferraro, Jones, Dixon) 3:24.5, Morgan State, Seton Hall, Adelphi.
2-MILE RELAY—Villanova (Speciale, Gaffney, Wheeler, Dwyer) 8:10.5, Fordham, Seton Hall, LaSalle.
4-MILE RELAY—Georgetown (Kirk, Joyce, Capozzoli, La Pierre) 18:23.2, Syracuse, Villanova, Manhattan.
SPRINT MEDLEY—Seton Hall (Curotta, Brown, Keegan, Turney) 3:31.8, Manhattan, Fordham, North Carolina College.
DISTANCE MEDLEY—Georgetown (Joyce, Stonehouse, La Pierre, Capozzoli) 10:22.5, Villanova, Fordham, Manhattan.

* Ties meet record.

THE SOUTH

Southeastern Conference Championships

Birmingham, Ala., May 16, 1953

TEAM SCORES—Florida 47 29/100, Auburn 27 1/10, Tennessee 25, Tulane 25, Mississippi State 23 43/100, Louisiana State U. 22 43/100, Alabama 17 43/100, Georgia 12, Kentucky 11, Vanderbilt 10½, Georgia Tech 3½.

100—Creel (Au) 10.1, Hall (F), Richards (Al), Dixon (Al), Dodd (G).
220—Creel (Au) 22.2, Johnson (Au), Dodd (G), Dixon (Al), Richards (Al).
440—Johnson (Au) 48.7, Aparicio (F), Burch (V), Watts (MS), Hooper (G).
880—Hill (Ten) 1:57.7, Albertson (Ten), McDaniel (V), Wallace (K), Slaton (V).
MILE—Albertson (Ten) 4.21, Miller (Tul), Wood (LSU), McCoy (Tul), Adams (F).
2-MILE—Kuykendall (Ten) 9:53.3, Atkins (Au), Andrews (F), Miller (Tul), Hamberlin (MS).

120 HIGH HURDLES—Simmons (MS) 15.1, McBride (LSU), Critchlow (Ten), Perry (G), Atkins (F).

220 LOW HURDLES—Aparicio (F) 24.7, Simmons (MS), McBride (LSU), Brown (Au), Perry (G).

HIGH JUMP—Hall (F), 6-7¾*, Branch (MS), Davis (G), tie among Harris (MS), Shreve (F), Hester (F), Raboid (F), Hyde (Al), Jones (Au) and Pettit (LSU).

BROAD JUMP—Jones (K) 23-3¼, Kennedy (Tul), Chafin (F), Long (F), Hahn (V).

POLE VAULT—Poucher (F) 14-1½, Branch (MS), tie between Ralston (GT) and Hart (V), tie among Brown (Au), Spann (A) and Baggett (F).

SHOT—Cummins (Tul) 49-8, Culpepper (Al), Alderson (Tul), Quinn (F), Rogers (Au).

DISCUS—Cummins (Tul) 148-3, McLeod (LSU), Danner (Al), Quinn (F), Lansing (LSU).

JAVELIN—Quinn (F) 195-3½, Busing (F), Hubbard (Ten), May (LSU), Hensley (GT).

MILE RELAY—Louisiana State U. (Sweeney, Smith, James, Adams) 3:20.8, Kentucky, Mississippi State, Alabama, Georgia.

* New meet record.

Southern Conference Championships

Durham, N.C., May 15-16, 1953

TEAM SCORES—Maryland 58½, Duke 41½, North Carolina 40¾, Virginia Tech 27¼, Virginia Military 14, South Carolina 10¾, North Carolina State 9¼, West Virginia 8, Richmond 5¾, Clemson 4½, Davidson 2, Furman 2, Washington & Lee 1½.

100—Matthews (Md) 9.9, Mapp (VMI), Ray (UNC), Jones (Md), Arnold (VPI).
220—Matthews (Md) 21.4, Ray (UNC), Arnold (VPI), Pentzer (Md), Hollenbaugh (WV).

440—Pentzer (Md) 48.6, Wilson (Md), Wilcher (USC), Violette (VPI), Pleasants (VPI).

880—Thornton (Md) 1:53.8, Tate (D), Angle (VMI), Roberts (USC), Hower (Md).

MILE—Shafer (VPI) 4:23.0, Garrison (NCS), Faass (Md), Bennett (UNC), Blake (VPI).

2-MILE—Sawyer (NCS) 9:40.0, Barden (UNC), Porter (R), Goldstein (Md), Shafer (VPI).

120 HIGH HURDLES—Shankle (D) 14.8, Beall (UNC), Bell (UNC), Cornell (UNC), Fink (WV).

220 LOW HURDLES—Mapp (VMI) 23.3, Shankle (D), Scott (UNC), Cornell (UNC), Gaddy (Md).

HIGH JUMP—Tie between Shankle (D) and Mitchell (C) 6-2½, tie between Mayer (D) and Lankford (VPI) 6-0, tie among Gaston (VPI), Bell (UNC), Jordan (NCS), Keintz (R), Hull (VPI), Yoder (NCS), Dickman (NCS) and Summers (USC) 5-10.

BROAD JUMP—Shankle (D) 23-1¾, Stroup (Md) 21-9¼, Yarrowhough (UNC) 21-8¾, Pazokweke (R) 21-8, Amling (D) 21-6½.

POLE VAULT—Tie between Shankle (D) and Schwartz (Md) 13-0, tie among Diggs (W&L), Robinson (USC), Roberts (VPI) and Jordan (UNC) 12-6.

100 PUT—Lawse (D) 50-8¾, Holland (VPI) 48-2½, Morris (UNC) 48¾, Kistler (WV) 46-9¼, Hunt (WV) 46-8.
110 YB Hunt (WV) 136-10½, Crouch (VSI) 135-9, Dyson (Md) 133-6¼, Byrd (VMI) 133-4¼, Lawse (D) 130-7¾.
JAVELIN—Brown (UNC) 190-9¾, Isburgh (Md) 184-7½, Gaddy (Md) 182-1½, Culbreath (F) 178¾, Marcinko (UNC) 177-9.
MILE RELAY—Maryland (Thornton, Stroup, Pentzer, Wilson) 3:22.8, South Carolina, Duke, Davidson, Virginia Tech.

Central Intercollegiate Athletic Association Championships

Baltimore, Md., May 9, 1953

100 Bragg (Morgan State) 9.5*, Waters (MS), Kave (MS), Griffin (MS).
220 Bragg (MS) 21.4, Griffin (MS), Waters (MS), Robinson (MS).

100 Griffith (Winston-Salem) 48.3, O. Johnson (MS), Washington (MS), Courtney (North Carolina College).

880 Gooden (MS) 1:54.6, Emery (WS), Morgan (CA), Mills (MS).
MILE—D. Johnson (MS) 4:29.4, Wilson (North Carolina A&T), J. Johnson (St. Paul), Street (MS).

MILE—Thomas (MS) 10:17.8, Thompson (WS), Street (MS), Pierce (Howard).

120 HIGH HURDLES—Calhoun (NCC) 14.5*, Miller (Lincoln), Culbreath (MS), Fairley (A&T).

220 LOW HURDLES—Calhoun (NCC) 24.6, Fairley (A&T), Culbreath (MS), Miller (Lincoln).

HIGH JUMP—Tie between Wade (MS) and McCullough (NCC) 6-4, tie between Kave (MS) and Mumford (L).

BROAD JUMP—Wilson (Virginia State) 22-6¾, Robinson (MS), Slaughter (L), Henley (MS).

POLE VAULT—Mumford (L) 12, tie between Williams (L) and Leach (L), Cary (Hampton).

SHOT—Boyer (A&T) 46-11¾, Murray (MS), Whisenant (MS), Butts (St. Augustine).
DISCUS—Simms (L) 128-7, Whisenant (VS), Holley (MS), Smith (A&T).

JAVELIN—Courtney (NCC) 187-11, Rogers (L), Wilson (VS), Tisdale (A&T).

MILE RELAY—Morgan State (Wade, Johnson, Washington, Griffin) 3:15.3, Winston-Salem, Howard, Lincoln.

MILE RELAY—Morgan State (Washington, Johnson, Rogers, Gooden) 3:27.9, North Carolina A&T, Winston-Salem, Hampton.

* Ties meet record.

Mason-Dixon Conference Championships

Washington, D. C., May 16, 1953

TEAM SCORES—Catholic University 40, Roanoke 29, Bridgewater 23¼, Loyola 21¾, Hampden-Sydney 16½, Western Maryland 8, Towson State 7¾, Randolph-Macon 7½, Lynchburg 5, Washington College 2, Mount St. Mary's ¾.

100—Spangler (L) 10.1, Heck (Johns Hopkins), Clayton (Ly), Lee (CU), Peacock (Gauldet).

220—Favo (CU) 22.2, Spangler (B), Lee (CU), Feild (L), Heck (JH).

440—Favo (CU) 50.8, Summers (R), Arienti (CU), Martin (JH), Heatwole (B).

880—Manger (JH) 2:00.6, Colbourn (L), Schmid (CU), Will (B), Summers (R).

MILE—Manger (JH) 4:27.3, Schmid (CU), Noel (R), Fike (B), Irvin (R).

2-MILE—Wilson (TS) 10:12.9, Noel (R), Maginnis (JH), Wray (TS), Hirano (G).

120 HIGH HURDLES—Carr (R) 15.6, Divers (HS), Mason (B), Hlavin (JH), Gede (CU).

220 LOW HURDLES—Carr (R), Della Ratta (CU), Thompson (JH), Hochworth (L), Gardner (MM), Michaels (TS).

HIGH JUMP—Benzing (L) 5-9, tie between Jackson (HS) and Pence (B), tie among Daly (CU), Johnston (R), and Lawyer (WM).

BROAD JUMP—Jackson (HS) 22, Thompson (JH), Wood (RM), Ware (WC), Della Ratta (CU).

POLE VAULT—Tie between Grant (CU) and Chaffott (RM) 12, Divers (HS), tie among Bowman (B), Lentz (L), Gardner (MM), and Milchael's (TS).

SHOT—McComas (L) 42-2½, Lund (R), Pedrick (JH), Duhl (WM), Amundsen (G).

DISCUS—Duhl (WM) 125, Poist (JH), Burke (G), Hill (Ly), Amato (CU).
MILE RELAY—Catholic (Lee, Arienti, Schmid, Favo) 3:30.7, Johns Hopkins, Loyola, Bridgewater, Roanoke.

Gulf States Conference Championships

Ruston, La., May 9, 1953

TEAM SCORES—Northwestern State College 87½, Louisiana Tech 77, Southwestern Louisiana Institute 73, Southeastern Louisiana College 41, Louisiana College 19½, McNeese State College 2.

100—Lenoir (LT) 9.9, Vallery (LT), Lostis (SLC), Chaisson (SLI), Bayham (SLI).

220—Lenoir (LT) 21.9, Bayham (SLI), Vallery (LT), Rainbolt (LT), Parker (SLI).

440—D. Walker (NSC) 49.4, M. Walker (NSC), Lee (SLC), Lilly (NSC), Campbell (LT).

880—Gillan (NSC) 2:00, Davis (LT), Williams (SLI), Burnett (SLC), Thibodeaux (SLI).

MILE—Davis (LT) 4:34.8, Burnett (SLC), Claybrook (NSC), McNabb (McN), Abshire (SLI).

2-MILE—Ryder (NSC) 10:18.5, Wilson (NSC), Leggette (SLC), Steele (NSC), Wimberly (SLI).

120 HIGH HURDLES—Francois (SLI) 15.4, Childress (NSC), New (LC), Thronberry (LT), Duplechin (SLI).

220 LOW HURDLES—Chaisson (SLI) 24.4, Childress (NSC), Thronberry (LT), Duplechin (SLI), New (LC).

HIGH JUMP—Tie among Vallery (LT), Byrd (NSC), and Duggan (NSC) 6, tie between Prejean (SLC), and Huff (SLC).

BROAD JUMP—Collinsworth (NSC) 22.4, Vallery (LT), LeMoine (SLI), Browning (SLC), Smith (NSC).

POLE VAULT—Tie among Allen (SLI), Chesson (NSC), Loftin (NSC) 11-6, tie between Lane (LC), and Modisette (NSC).

SHOT—Bankston (NSC) 45-½, Bullard (LC), Clem (SLI), Worsham (LT), Bennett (LT).

DISCUS—Bernard (SLI) 129-7¾, Bankston (LC), Worsham (LT), Robertson (SLC), Stone (SLC).

JAVELIN—Cassidy (SLI) 168-1½, Higginbotham (SLI), Anderson (LT), Cortez (LT), Hickman (NSC).

440 RELAY—Louisiana Tech (Lenoir, Bond, McMichael, Rainbolt) 42.5, SLC, SLI, Northwestern, Louisiana College.

880 RELAY—Louisiana Tech (Lenoir, Bond, McMichael, Rainbolt) 1:28.2, SLI, Northwestern, SLC, Louisiana College.

MILE RELAY—Northwestern (M. Childress, Lilly, M. Walker, D. Walker) 3:24.4, SLI, SLC, La. Tech, La. College.

Tennessee Conference Meet

Sewanee, Tenn., May 9, 1953

TEAM SCORES—Vanderbilt 94, Tennessee 73, Sewanee 43, Union 13.

100—Griffith (T) 10.4, Micon (S), Hahn (V), Taylor (V), Miller (U).

220—Taylor (V) 22.7, Mixon (S), Greig (V), Criddle (S), Griffith (T).

440—Burch (V) 49.3, Kuykendall (T), Gardner (T), Smith (V), Morris (U).

880—Albertson (T) 1:59.4, Hill (T), Slaten (V), McDaniel (V), Pope (S).

MILE—Albertson (T) 4:30.1, Hill (T), McDaniel (V), Doug Crane (S), Lazenby (V).

2-MILE—Kuykendall (T) 10:32.6, Ogles (T), Don Crane (S), Vaughn (V), Patston (S).

120 HIGH HURDLES—Critchlow (T) 14.9*, Horton (V), Adams (V), Parks (U), Mofatt (V).

220 LOW HURDLES—Critchlow (T) 25.6, Horton (V), Adams (V), Criddle (S), Parks (U).

HIGH JUMP—Parks (U) 5-10½, Pewitt (V), Smith (V), tie among Dozier (S), Critchlow (T), and Deaton (U).

BROAD JUMP—Davis (V) 22-2¼, Hahn (V), Kastory (T), Seidule (S), Mixon (S).

POLE VAULT—Hart (V) 11-3, Parkes (V), Sayfried (T), Jenkins (S).

SHOT—Goad (V) 43-4, Austin (S), Glenn (S), Fordyce (V), Neff (T).

DISCUS—Roberts (V) 133-5½, Austin (S), Fordyce (V), Bordinger (T), Glenn (S).

JAVELIN—Hubbard (T) 197-9½, Gord (V), Holmes (T), Bowers (S), Parker (S).

MILE RELAY—Vanderbilt (Taylor, McDaniel, Slaten, Burch) 3:24.7, Tennessee, Sewanee, Union.

* New meet record.

Southwest Relays

Lafayette, La., April 10-11, 1953

McBride (Houston) 9.7, Jett (H), Bice (Northwestern State College), Bayham (Northwestern Louisiana Institute), Johnson (Louisiana State University).

220—Miller (Tulane) 9:54, Wood (LSU), Ryder (NSC), Davis (La. Tech), Leggette (Northwestern Louisiana College).

440—HURDLES—Tucker (LSU) 14.9, McBride (LSU), Cook (E. Texas St.), Brandt (Loyola), Walker (LT).

880—HUMP—Holding (ETS) 6-77%, tie between Duggan (NSC) and Byrd (ETS), tie among Lamar, tie among Busch (LSU), Vallery (LT), Asceni (L), McGee (T) and (Miss. Southern).

1100—HUMP—Meeks (H) 24-1, Vallery (LT), Kennedy (T), Lemoine (SLI), Asceni (L).

120 STEP JUMP—Asceni (L) 44-5½, Vallery (LT), Riley (ETS), Heap (L), Skaines (L).

POLE VAULT—Hymel (L) 12-6, Heap (L), tie among Zimmerman (Pan Am.), Allen (L), and Chesson (NSC).

SHOT—Cummins (Tulane) 49-10, Alderson (T), Spillios (H), Rucker (L), Miller (L), Rucker (L) 149-10, Cummins (T), Spillios (H), Corder (ETS), Brandau (L), Rucker (L) 171-4½, Childress (LSU), Goodwin (LSU), Holding (ETS), (SLI).

DISCUS—Houston (Jett, McWhirter, Meeks, McBride) 41.9, Tulane, NSC, SLI, (SLI).

DISCUS—Houston (Jett, Tomasco, McWhirter, McBride) 1:27.5, Tulane, Loyola, Tech.

RELAY—Houston (Tomasco, Richards, D. Boone, Petkovsek) 3:19.8, LSU, NSC, Southern, SLI.

RELAY—LSU (Adams, Kepler, James, Phillips) 7:55.9, Houston, E. Texas St., Southern, SLI.

RELAY—LSU (Smith, Tucker, Johnson, Phillips) 3:33.6, Houston, Loyola, E. Texas St., Southern, SLI.

RELAY—Tulane (McCool, Wiren, McCoy, Miller) 10:57.2, NSC, SLI.

HUMAN JUNIOR COLLEGE MILE RELAY—Pan American (Garcia, Hiller, Stansbury) 3:35.0, La. Tech., Tulane, SLC.

HUMAN JUNIOR COLLEGE SPRINT MEDLEY—Pan American (Stansbury, Hiller, Hernandez) 3:51.2, La. Tech., SLC.

Southern Relays

Birmingham, Ala., April 4, 1953

Wells (Oklahoma A&M) 9.6*, Corley (Illinois), Busse (Bradley).

220—Eckhoff (OAM) 9:28.6**, Jewsbury (I), Trimble (I).

440—HURDLES—McNulty (I) 141.1**, Philbee (B), Thomson (I).

880—HUMP—Hall (Florida) 6-836**, Branch (Mississippi St.), tie among Mead (Michigan), Vanover (Abilene Christian), Richardson (B) and Wham (I).

1100—HUMP—Stimson (M) 23-3¾, Busse (B), Kennedy (Tulane).

1200—HUMP—Tie between Welbourn (Ohio State) and Poucher (F) 13-10, tie among Light (I), Erickson (B) and Cingo (Purdue).

1500—Nilsson (M) 53-5, Bauer (I), Morgan (OS).

2-MILE—Nilsson (M) 158-7, Pella (M), Danner (Alabama).

JAVELIN—Busing (F) 185-3, Rucker (Loyola, New Orleans), Goodwin (Louisiana Tech).

440 RELAY—Illinois (McNulty, Fessenden, DeMoss, Corley) 42.4, Auburn, Oklahoma A&M.

880 MILE RELAY—Cornell (Lattomus, Sebald, Weisman, Lingel) 1:27.8**, Oklahoma A&M, Purdue.

1100 MILE RELAY—Illinois (Jewsbury, Trimble, Maynard, Siders) 7:41.7**, Georgetown, Pennsylvania.

1200 MILE RELAY—Michigan (Carroll, Christiansen, Lynch, Ross) 10:17, Georgetown, Cornell.

* This meet record
** New meet record.

By WILLIAM R. REED

Director, Western Conference Service Bureau

Illinois again dominated Big Ten and Mid-West track in 1953 as the Illini for the third straight year, swept through to win Western Conference indoor and outdoor team championships.

The story of Illinois' success was a triumph of team conditioning for Coach Leo Johnson, who brought his squad to a championship peak for the Big Ten indoor meet in March, held it without benefit of outdoor work for a smashing dual meet win over California in April, and still retained it through the Conference outdoor championships late in May with NCAA individual championships added still later. Conceding an oversimplification, Coach Johnson says his winning formula is borrowed from the horse trainer, Ben Jones, who once told him "As long as they're winning I keep them running."

Workhorse and backbone of the Illini team was Joel McNulty, who almost passed up track in 1953 when he competed as a varsity wrestler through January. McNulty was indoor high hurdles champion with an outdoor mark of 14.0, outdoor champion in the lows, a broad jump point winner, and available for further duty on the mile relay team. Another workhorse was Joe Corley, in the low hurdles, sprints and 440. McNulty was backed up in the high hurdles by a highly promising sophomore, Willie Thomson, who was a constant second best, at times crowding 14 flat, until he finally displaced McNulty as champion in the Conference outdoor meet.

Illinois also fielded a strong one-two punch in the half mile, with Stacey Siders and Gene Maynard. Siders, who set the Big Ten outdoor 880 record of 1:51.2 in 1952, set a Conference indoor meet record of 1:52.7 last winter. Willie Williams, coming back after a broken leg incurred in the fall as a football prospect, was NCAA 100-yard champion and swept all sprint competition in the Big Ten while adding a low hurdles title indoors. His best accepted time for the 100 was 09.5. Two great competitors, Jim Wright in the pole vault and Dick Wham in the high jump, came through to give Illinois Conference co-champions in those events.

Coach Don Canham's Michigan team again provided Illinois its principal competition in the Big Ten, although forced to bow in both Conference meets and in a dual meet. Wolverine strength centered about Jack Carroll, indoor and outdoor Conference champion in the 440; John Ross, holder of the indoor mile record in 4:09.4 who retained that title but gave up his outdoor mile title to Jim Kepford of Michigan State; Roland "Fritz" Nilsson who was indoor and outdoor shotput champion and discus winner; and Milt Mead, who was occupied during the winter with basketball but shared the outdoor high jump championship in Big Ten and NCAA meets.

Iowa's Rich Ferguson, Big Ten Cross-Country champion, was set back by illness and did not bid for the Conference indoor two-mile title which was won by George Lynch of Michigan. Outdoors, however, he won the Conference title and later the NCAA title in near record time of 9:02.7. An Iowa mile relay team, capably anchored by Garv Scott, won the Conference outdoor relay cup.

Purdue's Coach Dave Rankin came up with a sensational two-miler in Gene Matthews, who bowed to Ferguson in the Big Ten meet but soundly trounced him a week later in the Central Collegiate meet record time of 9:07.3.

Outside the Big Ten Marquette produced one of the best balanced squads in the Middle West, winning the Central Collegiate championships both indoors and outdoors. Outstanding for Marquette was John Bennett, who won the

AA broad jump title with a distance of 25-3/8. Wayne Robins of Marquette was a place winner in the NCAA mile with a Hilltopper record of 4:10. Joe Springer and Paul Harrington of Notre Dame were two of the Mid-West's leading pole vaulters.

Big Ten vs. Pacific Coast Conference Dual Meet

Ann Arbor, Mich., June 23, 1953

TEAM SCORES—Pacific Coast Conference 82 1/6, Big Ten Conference 49 5/6.
 Williams (Illinois) 9.5, Richard (UCLA) 9.6, Graffio (Southern California) 9.6.
 Richard (UCLA) 21.6t, Graffio (SC) 21.7t, Williams (Ill) 21.7t.
 Siders (Big Ten) 48.1, Sorgen (SC) 48.8, Timmerman (California) 49.8.
 Siders (Ill) 1:52.0, Spurrier (Cal) 1:52.0, Link (Washington State) 1:52.5.
 Ross (Michigan) 4:13.2, Lambert (Indiana) 4:14.3, Jewsbury (Ill) 4:15.2.
 Ferguson (Iowa) 9:03.4, Meyer (Washington) 9:09.6, Matthews (Purdue) 9:10.0.
HIGH HURDLES—Davis (SC) 13.8, McNulty (Ill) 14.0, Thomson (Ill) 14.1.
LOW HURDLES—Davis (SC) 23.0, Corley (Ill) 23.0, McNulty (Ill) 23.4.
BROAD JUMP—Shelton (SC) 6-9 3/4, Mead (Mich) 6-7 3/4, tie between Ronquillo (SC) 6-7 3/4, Harper (Ind) 6-5 3/4.
POLE JUMP—Skartvedt (Wash) 23-6 1/2, Richardson (WSC) 23-5 5/8, Floyd (Ill) 23-5 1/2.
VAULT—Tie between Wright (Ill) and Eilers (UCLA) 13-6, tie among Welbourn (Ohio State), Anderson (WSC) and Packwood (Oregon) 13-0.
SHOT PUT—O'Brien (SC) 55-9, Hertz (Stanford) 54-3 3/8, Nilsson (Mich) 53-9 1/2.
DISCUS—Nilsson (SC) 178-5 7/8, O'Brien (SC) 169-8, Nilsson (Mich) 166-5 1/2.
RELAY—Pacific Coast (Graffio, Richardson, Blackburn, Richard) 41.1, Big Ten (Siders, Maynard, Siders, Siders) 41.1.
400 YD. RELAY—Pacific Coast (George, Timmerman, Sorgen, Lea) 3:13.6, Big Ten (Siders, Maynard, Siders, Siders) 3:13.6.
800 YD. SHUTTLE HURDLES—Big Ten (Bruner, Corbelli, Thomson, McNulty) 57.3, Pacific Coast 57.3.

Big Ten Conference Championships

Champaign, Ill., May 29-30, 1953

TEAM SCORES—Illinois 69 1/2, Michigan 43 1/2, Michigan State 25, Iowa 23, Purdue 17 1/2, Indiana 14 1/2, Minnesota 12, Ohio State 10 1/2, Wisconsin 5, Northwestern 4 1/2.
 Williams (Ill) 9.5, Corley (Ill), Nash (Min), Coates (Mic), Watson (In).
 Williams (Ill) 21.7, Nash (Min), Vargha (MS), Scott (Io), Corley (Ill).
 Carroll (Mic) 48.8, Vargha (MS), Swanum (Min), Youtsey (P), Scruggs (Mic).
 Siders (Ill) 1:53.4, Maynard (Ill), Monfore (W), Wheeler (Io), Jarrett (MS).
 Kepford (MS) 4:18.4, Ross (Mic), Lambert (In), Moule (Mic), Jewsbury (Ill).
 Ferguson (Io) 9:26.6, Matthews (P), Trimble (Ill), Coldren (OS), Wellman (Ind).
HIGH HURDLES—Thomson (Ill) 14.5, McNulty (Ill), Bruner (Mic), Corbelli (MS), Corley (P).
LOW HURDLES—McNulty (Ill) 24.8, Corbelli (MS), Hughes (P), Martin (In), Corley (Ill).
BROAD JUMP—Tie between Wham (Ill) and Mead (Mic) 6-4 3/4, tie between Harper (In) and McKay (MS), tie between Burke (P) and Vrooman (MS).
POLE JUMP—Floyd (Ill) 23-2 5/8, Henard (Io), Olexa (MS), McNulty (Ill), Kinsinger (Ind).
VAULT—Tie between Wright (Ill) and Ehrhart (N) 13, tie between Welbourn (Io) and Foster (Ill), Walbaum (Min).
SHOT PUT—Nilsson (Mic) 54-6 1/4, Morgan (OS), Bauer (Ill), Peters (W), Bergmann (In).
DISCUS—Nilsson (Mic) 164-3/10, Pella (Mic), Twardock (Ill), Bauer (Ill), Helgeson (Min).
400 YD. RELAY—Iowa (Levinson, Boylan, Ebert, Scott) 3:16.4, Michigan, Purdue, Indiana, Ohio State.

Central Collegiate Conference Championships

Notre Dame, Ind., May 30, 1953

TEAM SCORES—Marquette 83, Notre Dame 59, Bradley 32, Western Michigan 18, Wayne 12, Baldwin-Wallace 9, Drake 6, Bowling Green 6.
 Thomas (M) 9.9, Pitcavage (ND), Smith (W), Coveny (M), Payne (M).

220—Coveney (M) 21.9, Smith (W), Pitcavage (ND), Payne (M), Riely (BW),
 440—Schoening (ND) 50.4, Busse (B), Johnson (BW), Feltes (ND), Walters (M).
 880—Baars (M) 1:54.1*, Weiss (M), Smith (B), Hernon (ND), Benz (BW).
 MILE—Robins (M) 4:15.2*, Alexander (ND), Smith (B), O'Connor (ND), Helfenste
 (ND).
 2-MILE—Allen (M) 9:46.1, Crosten (BG), Snyder (ND), Robins (M), Coyne (WM).
 120 HIGH HURDLES—Philbee (B) 14.6*, Renick (WM), Henderson (WM), Pow
 (ND), Deckery (BW).
 220 LOW HURDLES—Philbee (B) 23.2*, Thomas (M), Renick (WM), Smith (W
 Smith (M).
 HIGH JUMP—Tie between Bennett and O'Malley (M) 6-2, tie among Hassenger (ND)
 Richardson (B) and Wagner (WM).
 BROAD JUMP—Bennett (M) 23.8, Wilson (M), Nimmons (W), Musial (B), Sand
 (BG).
 POLE VAULT—Tie between Harrington and Springer (ND) 13-6*, Erickson (B), Bai
 (M), Zickes (BG).
 SHOT—Miekle (M) 47-4½, Scaffidi (M), Manne (WM), Cunningham (ND), Thamm
 (D).
 DISCUS—Thamm (ND) 143-3¼, Davis (B), Sheehan (M), Soranno (ND), Allen (B)
 JAVELIN—Kilburg (ND) 167-8, Hassenger (ND), Cunningham (ND), Persha (M)
 Bennett (M).
 MILE RELAY—Marquette (Walters, Fortier, Weiss, Barrs) 3:21.5, Notre Dame, Bal
 win-Wallace, Western Michigan.

* New meet record.

Central Collegiate Conference Open Meet

Milwaukee, Wis., June 6, 1953

TEAM SCORES—Marquette 51 3/5, Iowa 36, Michigan State 23, Bradley 20, Notre Dam
 16 1/5, Purdue 14, Ohio State 13, Minnesota 12, Kansas State 10, Kansas 8½, Iow
 State 7, Pittsburgh 7, Loyola (La.) 6, Wyoming 5, Wayne 5, Florida 4, Auburn
 Wabash 4, Iowa Teachers 4, Drake 3 1/10, Tulane 3, Chicago 2, Wisconsin 1 3/
 Tennessee 1, Grinnell 1.
 100—Nash (Min) 9.8, Thomas (Mar), Henard (I), Coveney (Mar), Pitcavage (ND).
 220—Baker (KS) 21.5, Vargha (MS), Nash (Min), Coveney (Mar), Caswell (L).
 440—Baker (KS) 48, Johnson (A), Ebert (I), Swanum (Min), Youtsey (Pur).
 880—Wheeler (I) 1:52.8, Baars (Mar), Carlin (Wyo), Dalzell (K), Monfore (Wis).
 MILE—Kepford (MS) 4:14.2, Cook (MS), Robins (Mar), Madrid (Wyo), Kuykenda
 (Ten).
 2-MILE—Matthews (Pur) 9:07.3*, Ferguson (I), Robins (Mar), Allen (Mar), Snyde
 (ND).
 120 HIGH HURDLES—Philbee (B) 14.5, Hughes (Pur), Monahan (Pit), Newquie
 (ND), Ruschel (Pit).
 220 LOW HURDLES—Philbee (B) 23.8, Hughes (Pur), Smith (K), Thomas (Mar)
 Monahan (Pit).
 HIGH JUMP—Smith (Way) 6-7 1/32, Hall (F), tie between Betton (D) and Richardso
 (B), tie between Bennett (Mar) and O'Malley (Mar).
 BROAD JUMP—Bennett (Mar) 24-6, Wilson (Mar), Henard (I), Ruschel (Pit), Wil
 liams (Wab).
 POLE VAULT—Welbourn (OS) 13-6, tie between Steanson (K) and Erickson (B), tie
 among Harrington (ND), Pickell (Wis), Springer (ND), Baird (Mar) and Schnell (D).
 SHOT—Morgan (OS) 51-1½, Cozad (IS), Robertson (IS), Cummins (Tul), Mielke
 (Mar).
 DISCUS—Shay (ND) 147-10, Davis (B), Morgan (OS), Helgeson (Min), Cummin
 (Tul).
 JAVELIN—Rocker (L) 194-1¼, Oles (IT), Huntsman (Wab), Czamanske (C), Petro
 (G).
 440 RELAY—Marquette (Payne, Coveney, Bennett, Thomas) 41.9, Iowa, Notre Dame
 Michigan State.
 MILE RELAY—Iowa (Levinson, Boylan, Ebert, Scott) 3:19.8, Marquette, Michiga
 State.

* New meet record.

Mid-American Conference Championships

Kent, O., May 23-24, 1953

TEAM SCORES—Miami 94%, Western Michigan 62 1/6, Cincinnati 25 1/6, Ohio U. 21
 Kent State 14%, Western Reserve 7 1/6, Toledo 1/6.

Bailey (M) 10.2, Tucker (M), Geison (C), Bertsch (KS), Jones (WM).
 Bailey (M) 22.8, Geisen (C), Bertsch (KS), Tucker (M), Jones (WM).
 Duntton (WM) 50.8, Mercer (OU), Azkoul (WM), Stevens (M), Morris (WM).
 Duntton (C) 2:01.8, Bailey (WM), Eichenlaub (WM), Brice (WR), Grimm (WM).
 Powell (M), 4:31.8, Heimemann (M), Wahle (C), Leland (WM), Bailey (WM).
 Powell (M) 10:02.1, Vargo (M), Coyne (WM), Courtney (M), Moser (WM).
 HIGH HURDLES—Henderson (WM) 15.5, Bricker (M), Renick (WM), Stinchcomb
 Bartley (KS).
 LOW HURDLES—Pryor (WR) 25.2, Lammers (M), Renick (WM), Stinchcomb
 Bartley (KS).
 HIGH JUMP—Tie between Seaman (KS) and Frische (M) 6-1½, Ficke (M), Tucker
 Smith (WM).
 BROAD JUMP—Clinger (WM) 21-¼, Smith (WM), Dougherty (M), Geisen (C), Lewis
 (M).
 POLE VAULT—Reed (OU) 13, Bentley (M), tie between Throckmorton (M) and Cole
 (M), tie among Burke (KS), Kone (T), Bond (WM), Wideman (WR) and Jones
 (M).
 Jones (M) 54-3¾, Drake (M), Shalosky (C), Sanders (M), Bryant (WM).
 Sanders (M) 134-6¼, Kelly (M), Umstead (OU), Bryant (WM), Husic (C).
 RELAY—Miami (Tucker, Susong, Lammers, Bailey) 1:30.9, Western Michigan, Ohio
 Kent State, Cincinnati.
 MILE RELAY—Ohio U. (McCoy, Baucher, Arcangel, Mercer) 3:29.2, Western Michigan,
 Miami, Kent State, Cincinnati.

All-Ohio Collegiate Meet

Delaware, O., June 6, 1953

TEAM SCORES—Miami 85½, Western Reserve 30½, Baldwin-Wallace 24½, Ohio Wes
 leyan 24, Cincinnati 19½, Otterbein 11½, Bowling Green 9, Denison 7, Ohio U. 4,
 Akron 4, Wittenberg 2, Dayton 2, Case 1½.
 100—Skurko (M) 10.1, Barckhoff (O), Saidel (WR), Laughlin (OU), Riley (BW).
 Stevens (M) 22.1, Skurko (M), Riley (BW), Laughlin (OU), Saidel (WR).
 Stevens (M) 50.5, Beckley (OW), Susong (M), Hughes (BW), Niswander (OW).
 Hanz (BW) 2:02.2, Kelley (M), Duntton (Cin), Harvey (WR), Hansen (M).
 Hansen (M) 4:40.8, Wahle (Cin), Kelley (Cin), Wilson (Cin), Heeschen (WR).
 McColeman (WR) 10:08.0, Croston (BG), Stephens (M), Lovett (A), Foltz
 (OW).
 120 HIGH HURDLES—Pryor (WR) 15.2, Fisher (M), Ames (Den), Frische (M),
 Dockery (BW).
 220 LOW HURDLES—Barkhoff (O) 25.5, Pryor (WR), Dockery (BW), Wiener (A),
 Fisher (M).
 HIGH JUMP—Frische (M) 6-1, DeJong (Den), tie between Semple (OW) and McKinnie
 (OW), tie between Kegley (Case) and Trotter (M).
 BROAD JUMP—Frische (M) 21-8½, Niswander (OW), Sandy (BG), Zickos (BG),
 Johnson (Cin).
 POLE VAULT—Jones (M) 12, tie among Taff (BW), Nottingham (O), Culbertson (Cin)
 and Wiedman (WR).
 SHOT—Jones (M) 54-5½*, Drake (M), Shalosky (Cin), Grant (W), Kegley (Case).
 DISCUS—Jones (M) 142-5½, Husic (Cin), Strathman (WR), Bertrand (Day), Kelly
 (M).
 RELAY—Miami (Fisher, Skurko, Susong, Stevens) 1:29.2, Ohio Wesleyan, Baldwin-
 Wallace, Western Reserve.
 MILE RELAY—Miami (Horton, Beam, Susong, Stevens) 3:32.8, Baldwin-Wallace, Ohio
 Wesleyan, Western Reserve.

* New meet record.

Ohio Conference Championships

Oberlin, O., May 22-23, 1953

TEAM SCORES—Wooster 36, Ohio Wesleyan 34 2/5, Denison 33, Oberlin 28 1/5, Mt.
 Union 24½, Akron 18½, Otterbein 13, Heidelberg 11 2/5, Wittenberg 11, Capital 9,
 Muskingum 6, Hiram 0, Kenyon 0.
 100—Black (MU) 10.0, Barckhoff (Ott), Billingsley (D), Burney (M), Gandek (Ob).
 Black (MU) 21.9, Barckhoff (Ott), Billingsley (D), Burney (M), Beckley (OW).
 Anderson (Woo) 50.8, Beckley (OW), Damerow (MU), Tallman (C), Pattison (D).

880—May (Woo) 1:57.2, Rhyne (Witt), Meyer (Ob), Connor (Ob), Ashworth (OW).
 MILE—May (Woo) 4:33.8, Macomber (D), Miller (Ob), Sharp (OW), Glen (D).
 2-MILE—May (Woo) 9:55.5, Lovett (A), Macomber (D), Huntley (Ob), Miller (Ob).
 120 HIGH HURDLES—Ames (D) 15.3, Wiener (A), Wadsworth (OW), Daube (Ob), Paul (C).
 220 LOW HURDLES—Barekoff (Ott) 24.2, Groman (He), Wiener (A), Patterson (MU), Wadsworth (OW).
 HIGH JUMP—Voelkel (Woo) 6-2, DeJong (D), tie among Ackerson (Ob), Semple (OW), King (He), Groman (He) and McKinnie (OW).
 BROAD JUMP—Groman (He) 22-9/4, Meyer (Ob), Palmer (Ob), Winters (Witt), Burney (M).
 POLE VAULT—Tie between Saproneiti (A) and Sloan (OW) 12-6, Davis (C), tie between Cosentino (MU) and Harpham (OW).
 SHOT—Hayward (Woo) 46-3/8, Prittie (OW), Grant (Witt), DeJong (D), Verdon (A).
 DISCUS—Hayward (Woo) 136.4, Carse (D), DeJong (D), Bechtel (Witt), Prittie (OW).
 880 RELAY—Mt. Union (Smith, Bolton, Patterson, Block) 1:31.8, Ohio Wesleyan, Capital, Oberlin, Muskingum.
 MILE RELAY—Ohio Wesleyan (Wright, Lescinsky, Niswander, Beckley) 3:28.6, Oberlin, Mt. Union, Akron, Wooster.

Midwest Conference Championships

Monmouth, Ill., May 23, 1953

TEAM SCORES—Carleton 55 1/5, Monmouth 44 1/2, Knox 39 2/5, Grinnell 37 7/10, Lawrence 13, Ripon 11, Cornell 8 9/10, Coe 8 1/2, St. Olaf 7.
 100—Wharton (K) 10.2, Smoller (Car), McDowell (Car), Vogt (M), Brooks (M).
 220—Anzalone (K) 22.3, Smoller (Car), Wharton (K), Vogt (M), Brooks (M).
 440—Falk (K) 50.3, Guelle (M), McDowell (Car), Chase (Car), Stacy (G).
 880—McCamant (Car) 1:57.6, Kingland (G), Lockett (K), Guelle (M), Erdahl (SO).
 MILE—Hiddon (Car) 4:30.1, Jones (L), Nelson (Car), Qutub (G), Erdahl (SO).
 2-MILE—Nelson (Car) 9:54.7, Higdon (Car), Heimmerman (L), Richards (M), Koch (Cor).
 120 HIGH HURDLES—Vogt (M) 15.5, Howell (M), Kossoris (R), Simmons (Car), Anzalone (K).
 220 LOW HURDLES—Vogt (M) 24.1, Kirk (Car), Anzalone (K), Kirkman (Cor), Johnson (Car).
 HIGH JUMP—George (SO) 6-1 3/4, Fisher (Coe), tie among Kirklan (Cor), Rinefort (G), Nethery (K), Hook (K) and Ceahlar (Car).
 BROAD JUMP—Tie between Brooks (M) and Clark (K) 21-3 3/8, Landis (G), Angeloff (K), Galloway (Cor).
 POLE VAULT—Tie between Greene (G) and Risher (Coe) 12-6, tie between Droste (M) and Frakes (M), tie between Bonson (K) and Wagner (Cor).
 SHOT—Ellis (G) 47-7 1/4, Lindekugel (Car), Schwartz (R), Otteing (L), Notarus (L).
 DISCUS—Schwartz (R) 130-2, Ashlund (M), Ellis (G), Charlson (K), Nichol (M).
 JAVELIN—Bennett (G) 171-4 1/8, Petroff (G), Bledsoe (L), Brown (Cor), Vallett (Cor).
 MILE RELAY—Grinnell 3:26.7, Carleton, Knox, Monmouth, St. Olaf.

Interstate Intercollegiate Athletic Conference Championships

DeKalb, Ill., May 23, 1953

TEAM SCORES—Michigan Normal 63, Central Michigan 52 1/2, Illinois Normal 28, Western Illinois 22 1/2, Northern Illinois 21, Southern Illinois 19, Eastern Illinois 19.
 100—Podoley (CM) 10.1, Collins (MN), Sprehe (SI), Smith (IN), Jackson (WI).
 220—Podoley (CM) 21.8, Sprehe (SI), Jackson (WI), Nast (SI), Miller (MN).
 440—McMurray (CM) 49.9, Schaive (WI), Davis (MN), Staplin (MN), Farris (EI).
 880—Beile (NI) 1:58.5, Barnes (NI), Finnell (IN), Wohrley (WI), Farris (EI).
 MILE—Skelton (NI) 4:22.8, Matheny (EI), Sims (EI), Rowland (MN), Shellbarger (CM).
 2-MILE—Sims (EI) 9:46.7*, Aylmer (MN), Papp (MN), Campton (IN), Edmondson (EI).
 120 HIGH HURDLES—Birnbaum (MN) 15.5, Stevens (CM), Wilson (SI), Porterfield (MN), McMurray (CM).
 220 LOW HURDLES—Podoley (CM) 24.0, Collins (MN), McMurray (CM), Birnbaum (MN), Wilson (SI).
 HIGH JUMP—Pensinger (WI) 6-3 3/4, Sturdevant (MN), tie between Strong (MN) and Stoner (WI), Blythe (SI).
 BROAD JUMP—Podoley (CM) 23-1 3/4, Dellamaria (NI), Hawes (CM), Brock (MN), Birnbaum (MN).
 POLE VAULT—Tie between McBride (CM) and Bluhn (MN) 13-3/4, tie among May-

er (CM), Keffer (CM) and Crawford (EI).
 MILE—MacKen (MN) 48-5 1/2, Acre (MN), Showalter (CM), Clark (IN), Swearinger (IN) 155-4 1/2*, Eudeikis (IN), Acre (MN), Byrne (EI), Showalter (IN).
 2-MILE—Swearinger (IN) 187-10 1/8, Smith (IN), Schneiderheinze (SI), Grant (NI).
 MILE RELAY—Western Illinois (Loy, Wohrley, Schaive, Church) 3:24.2, Michigan Normal, Central Michigan, Southern Illinois, Northern Illinois.
 *New meet record.

Iowa College Conference Championships

Waverly, Ia., May 16, 1953

TEAM SCORES—Dubuque 82 1/2, Luther 39, Simpson 35, Loras 16 1/2, Buena Vista 16 1/2, Wartburg 15 1/2, Parsons 8 1/2, St. Ambrose 6, Central 4 1/2, Iowa Wesleyan 1.
 100—Livingston (D) 10.2, Hoepfner (S), King (P), Lockery (Lu), Warner (Lo).
 220—Livingston (D) 22.3, Hoepfner (S), Warner (Lo), Wilkins (S), Grube (W).
 440—Ziegler (D) 50.2*, Holmes (D), Wilkins (S), Bose (W), Solberg (Lu).
 880—Ziegler (D) 1:59.3, Millen (D), Purcell (D), Bahlman (W), Meyer (Lu).
 MILE—French (D) 4:32.3, Ahrens (Lu), Purcell (D), Peterson (W), Rees (S).
 2-MILE—Schink (Lu) 9:35*, French (D), Olson (Lu), Harvey (D), Conner (C).
 120 HIGH HURDLES—Richard (Lo) 16.2, Moliter (BV), Mews (Lu), Elas (SA), Bush (W).
 220 LOW HURDLES—Holmes (D) 25.4, Moliter (BV), LaPorte (D), Richard (Lo), Johnson (D).
 HIGH JUMP—Mews (Lu) 5-11 3/4, tie between Adix (W) and Haughey (S), tie among Johnson (D), Bush (C) and Rickard (BV).
 BROAD JUMP—Wilkins (S) 22-5 1/2, Decker (D), Rice (D), Turnbull (D), Finanger (W).
 POLE VAULT—Tie between Melchert (D) and Forsgren (S) 12, tie between Richard (Lo) and Hoge (P), tie between Nicholson (BV) and Walstra (S).
 SHOT—Decker (D) 47-8 1/2*, Paulson (SA), Tuttle (BV), Piper (Lu), Pierson (C).
 440—Piper (Lu) 140-10 1/2, Tuttle (BV), Johnston (P), Decker (D), Moore (S).
 JAVELIN—Brown (Lu) 173-11 1/2, Deines (W), Moore (S), Bachtel (D), Morse (IW).
 MILE RELAY—Dubuque (Berg, Bley, Millen, Livingstone) 3:29.5, Simpson, Loras, Luther, Wartburg.
 *New meet record.

Indiana State Meet

South Bend, Ind., May 23, 1953

TEAM SCORES—Indiana 99, Notre Dame 79 1/2, Purdue 50, Ball State 24, Butler 16, DePauw 11 1/2, Hanover 5, Wabash 4, Franklin 1.
 100—Watson (I) 9.9, Pitcavage (ND), Yorke (DP), Shelburne (H), Foy (ND), Wilkerson (I).
 220—Watson (I) 22.2, Pitcavage (ND), Cusick (I), Campbell (B), Shelburne (H), Richards (I).
 440—Cusick (I) 49.6, Campbell (B), Youtsey (P), Schoenig (ND), Feltes (ND), Weaver (P).
 880—Hagan (I) 1:54.8, Hernon (ND), O'Keefe (ND), Labrash (I), Ross (BS), Vanek (ND).
 MILE—Lambert (I) 4:15.6, Zellers (I), Templeton (I), Alexander (ND), O'Conner (ND), Stayton (P).
 2-MILE—Matthews (P) 9:12.3*, Wellman (I), Branam (I), Lambert (I), Synder (ND), Alexander (ND).
 120 HIGH HURDLES—Hughes (P) 14.7, Powell (ND), Rolph (P), Kreuger (DP), Jump (P), Franz (B).
 220 LOW HURDLES—Hughes (P) 23.4, Martin (I), Williamson (I), Franz (B), Powell (ND), Raley (W).
 HIGH JUMP—Harper (I) 6-5, Burke (P), tie between Cross and Wood (BS), tie among Hannoner (ND), Kobrowski (ND), Hansen (DP) and Sell (DP).
 BROAD JUMP—Hall (BS) 21-7 1/2, Loos (I), Genovese (ND), Hansen (DP), Pratt (I), Kinsinger (P).
 POLE VAULT—Springer (ND) 13-10*, Harrington (ND), Cingo (P), Clark (I), Ross (BS).
 *New meet record.

SHOT—Bergmann (I) 47-1, Cunningham (ND), Benjamin (B), Hutsman (W), Smith (P), Soranno (ND).
 DISCUS—Shay (ND) 141-1½, Soranno (ND), Landgon (BS), Wilson (I), Smith (P), Eddelman (F).
 MILE RELAY—Purdue (Ricker, Wiley, Weaver, Youtsey) 3:19.1, Notre Dame, Indiana, Ball State.

* New meet record.

College Conference of Illinois Championships

Decatur, Ill., May 16, 1953

TEAM SCORES—Wheaton 84 1/6, Millikin 68%, Elmhurst 36%, North Central 23 1/6, Augustana 12 1/3, Wesleyan 0.
 100—Patterson (Wh) 10.4, Warford (M), Morrill (E), Kaplan (M), Steckel (NC).
 220—Quisenberry (M) 23.1, Patterson (Wh), Warford (M), Bickenback (E), Neuman (NC).
 440—Quisenberry (M) 51.2, Walkwitz (Wh), Ballowe (M), Elam (M), Neuman (NC).
 880—Luttrell (M) 1:57.7*, Moriya (Wh), Cousins (Wh), Smith (Wh), Kreske (NC).
 MILE—Moriya (Wh) 4:48, tie between Cousins and Smith (Wh), McBride (M), Littlewood (NC).
 2-MILE—Tie among Moriya, McKenzie and Steinkraus (Wh) 10:25.5, tie between Harr and Littlewood (NC).
 120 HIGH HURDLES—Pogue (M) 15.7, Roe (Wh), Drake (NC), Dubinick (M), Sebastian (NC).
 220 LOW HURDLES—Seller (E) 26.1, Drake (NC), Patterson (Wh), Pogue (M), Roe (Wh).
 HIGH JUMP—Tie between Voth (Wh) and Kolkmeier (E) 5-10, Barry (E), McLaughlin (A), tie among Anderson (A), Hayes (A), Wirkus (E), Frost (M), Drake (NC) and Roe (Wh).
 BROAD JUMP—Jones (M) 20-6, Kolkmeier (E), Frost (M), tie between Patterson and Roe (Wh).
 POLE VAULT—Johnson (A) 12, tie between Jones (M) and Roe (Wh), tie among Degner (M), McAnally (M) and Hayes (A).
 SHOT—Voth (W) 41-9, Chizevsky (M), Ackeborg (A), Sandall (E), Morrill (E).
 DISCUS—Voth (Wh) 121, Sandall (E), Kramer (M), Berlic (NC), Neuman (NC).
 JAVELIN—Morrill (E) 148-11, Voth (Wh), Frost (M), Otto (NC), Patterson (WH).
 MILE RELAY—Millikin (Warford, Ballowe, Elam, Quisenberry) 3:30.7, Wheaton, Elmhurst, North Central, Augustana.

* New meet record.

Mid-Western Conference Championships

Frankfort, Ky., May 15-16, 1953

TEAM SCORES—Texas Southern 53, Central State 24 2/5, Lincoln 24 1/5, Houston-Tillotson 16 1/5, Grambling 15, Kentucky State 12, Jackson 10 1/5, Tennessee 10, Wilberforce 0.
 100—DeGraffired (G) 10.1, Bush (TS), Aldridge (TS), Lewis (L).
 220—DeGraffired (G) 22.3, Bush (TS), Aldridge (TS), Ettiene (G).
 440—Williams (TS) 51, Rison (HT), Davis (HT), Campbell (HT).
 880—Wise (TS) 2:06.2, Abram (TS), Cooper (CS), Wilson (HT).
 MILE—Wise (TS) 4:44.3, Johnston (CS), More (G), Brown (TS).
 2-MILE—Brown (TS) 10:45.5, Page (TS), Revere (CS), Huff (TS).
 120 HIGH HURDLES—Stevens (T) 15.5, Harrison (L), Lytle (CS), Roy (TS).
 220 LOW HURDLES—Stevens (T) 25, Harrison (L), tie between Phillips (CS) and Lewis (L).
 HIGH JUMP—Roy (TS) 5-10, tie among Long (L), Hicks (HT), Alexander (CS), Cooper (CS) and Cotton (J).
 BROAD JUMP—Smith (L) 20-11¾, Hicks (HT), Lewis (L), Hardaway (L).
 POLE VAULT—Tie between Cotton (J) and Westbrook (TS) 11-4, tie between West (L) and Williams (CS).
 SHOT—Alexander (CS) 43-1½, Beamon (J), Ware (CS), Macon (KS).
 DISCUS—Scott (KS) 134-10½*, Ware (CS), Boganey (L), Roy (TS).
 JAVELIN—King (KS) 163-4, Fletcher (L), Davis (J), Abrams (TS).
 MILE RELAY—Huston-Tillotson (Wilson, Davis, Campbell, Rison) 3:29.2, Texas Southern, Grambling, Kentucky State.

* New meet record.

THE MISSOURI VALLEY

By MAURY WHITE
 Sports Writer, Des Moines Register & Tribune

Flat racing will again be great sport in the midlands this season and some tremendous possibilities loom, especially in the quarter, half and mile with Wes Santee still around and J. W. Mashburn back.

There can be no question but that the track season of 1952 belonged to Santee and, consequently, Kansas. The great Jayhawk runner smashed every important American record for the mile, coming close enough to spit on the long-awaited 4-minute mark.

His series of performances overshadowed great sprinting by Kansas State's Thane Baker, delegated several other highly successful distance runners to the background and made it practically a secret that the area had five of the nation's top 15 broad jumpers.

No one had ever swept all three old Missouri Valley, Big Six or Big Seven jump titles (cross-country, indoor and outdoor) until Kansas pulled the trick in 1951-52. That same team did it again in 1952-53.

And just for the record, the Jayhawk frosh won the annual Big Seven telegraphic meet by 40 points over second-place Oklahoma.

Now for Santee. He made his seasonal debut into the sports pages in the Fall when he won a 13.7 mile race in 1 hour 11 minutes 9 seconds against a 38 man relay of fraternity brothers.

He spun to new indoor marks of 1:52.5 and 4:08.3 in the annual meet at Kansas City. At the Texas Relays Wes anchored four successful teams, including a 1:49.7 880-leg on the sprint medley team that set a world record of 3:21.8.

Kansas continued its sprint medley success through its own and the Drake games. Santee opened many eyes with a 47.9 quarter-mile carry on the mile relay championship team at Des Moines.

He came back to Iowa about six weeks later and emerged as the star of the greatest Big Seven meet ever held—eight records fell in two days, three of them—the 880 twice—to Santee.

The big news was his national collegiate record mile of 4:06.3, and he came back in less than an hour to set a meet mark of 1:50.8 in the half, loafing the last 15 yards.

A few weeks later he uncorked that magnificent 4:02.4 at the Compton International, becoming the owner of the fastest mile ever run in America and becoming the fastest American ever to run a mile.

Santee won the national collegiate in the meet record time of 4:03.7 and came back the next week to set a national AAU meet mark of 4:07.6. Then he went on a European tour with good success breaking another American record with a 3:44.2 1500-meter race and running 1:48.4 for 800 meters.

Baker, Kansas State's tremendous sprinter, was quite possibly the nation's best in three events—100, 220 and 440. His time of 9.4 and 20.4 led the country and his 47.1 was second best. He won the National Collegiate Championship 440 in 21.5.

A senior, Baker set a Big Seven meet mark of 47.1 in the preliminaries, then passed up the finals to win the two shorter dashes, completing a three-year sweep of both.

He also anchored the mile relay team to a meet record 3:15.4, doing his 440 yards in a sharp 46.4. Don Smith of Kansas (who finished second in the National Collegiate Championship 440) won the conference quarter and also the low hurdles in 23.2.

Other record performances were a 24-11¼ leap by Oklahoma's Neville Price

and a 9:19 two-mile by the Sooners' Bruce Drummond. Price, Carroll Hardy of Colorado and S. M. Meeks of Houston all managed over 24 feet during the season and K-State's Veryl Switzer and Nebraska's Glenn Beerline each did 23-8 $\frac{7}{8}$.

Houston came along to challenge Oklahoma A&M in the Missouri Valley, producing some good sprint relay teams, the 440 outfit winning the Kansas Relays in 41.8. (Oklahoma's 41.3 was the area's best.)

Senior Paul Wells of the Aggies, with 9.6 and 20.8, was the top Valley sprinter. Billy Heard in the half and Fred Eckhoff in the two-mile were other Aggie standouts—and there's a good sophomore named Sture Landqvist who turned 4:12.8 last season. Nick Spillios of Houston repeated a double in the shot and discus at the conference meet.

Oklahoma's Drummond, at another time, would have been a standout. The little senior got as low as 4:12.3—but he had to run against Santee when it counted.

Mashburn, who did a 46.5 quarter for Oklahoma as a freshman, then sat out last year because of grades, is back in good standing again. The 6-foot 3-inch, 200-pound power runner warmed up last fall by turning 500 yards unofficially in 55.9, better than world record time.

Aside from the broad jump, the field events look only fair for the coming season. Drake's Arnie Betton, an Olympic high jumper, was dropped from school because of grades. Levan Gray of Missouri, or Meeks or McWhirter of Houston, could be top sprinters. Ron Dobson of Oklahoma, who ran 14.3 in the highs as a junior, looks to be the best hurdler.

Big Seven Championships


Ames, Ia., May 22-23, 1953

TEAM SCORES—Kansas 138 7/20, Oklahoma 83 $\frac{1}{2}$, Nebraska 68 7/20, Iowa State 55 3/5, Kansas State 49, Missouri 44 3/5, Colorado 25 3/5.
 100—Baker (KS) 9.8, Hess (KU), Long (IS), McGlenn (KU), Fischer (MU).
 220—Baker (KS) 21.0, tie between Cox (OU) and Fischer (MU), Long (IS), McGlenn (KU).
 440—D. Smith (KU) 47.6, Lee (OU), Riederer (KU), Beeler (OU), Scarff (CU).
 880—Santee (KU) 1:50.8, Jones (NU) 1:51.8, Dalzell (KU) 1:52.8, McCormick (OU) 1:54.4, Caldwell (KS) 1:54.8, Hirshey (MU).
 MILE—Santee (KU) 4:06.3, Drummond (OU) 4:14.0, McVay (MU), Lindquist (MU), Koby (KU), Hodges (MU).
 2-MILE—Drummond (OU) 9:19.0, Barlow (CU) 9:31.0, Piper (MU) 9:36.5, Palmquist (KU) 9:36.8, Rouse (OU) 9:37.0, Hart (IS) 9:37.5.
 120 HIGH HURDLES—Dobson (OU) 14.7, Tolman (NU), Hindman (CU), Biberstein (KU), Cole (NU), Dickinson (ISC).
 220 LOW HURDLES—D. Smith (KU) 23.9, Dobson (OU), Gray (MU), Tolman (NU), Cole (NU), Mueller (KU).
 HIGH JUMP—Hollingsworth (KU) 6-3 $\frac{3}{4}$, tie between Frazier (KU) and Kent (ISC) 6-2, tie among R. Smith (KU), Kelley (NU) and Churchill (OU) 6-0.
 BROAD JUMP—Price (OU) 24-11 $\frac{1}{4}$, Beerline (NU) 23-8 $\frac{7}{8}$, Switzer (KSC) 23-1 $\frac{3}{8}$, Kent (KSC) 22-8 $\frac{3}{4}$, Frazier (KU) 22-7 $\frac{3}{8}$, R. Smith (KU) 21-11 $\frac{3}{4}$.
 POLE VAULT—Sommers (NU) 13-4 $\frac{1}{4}$, tie among Stephens (KU), Wilkin (ISC) and Switzer (KSC) 13 $\frac{1}{4}$, tie among Stephens (KU), Mallas (ISC), Plooser (CU), Dickey (MU) and Hoffstetter (NU) 12-6 $\frac{1}{4}$.
 SHOT PUT—Robertson (ISC) 49-2 $\frac{1}{4}$, Cozad (ISC) 49-1 $\frac{1}{4}$, Grimm (NU) 48-7 $\frac{5}{8}$, Salmons (MU) 48-7, Gish (KU) 46-6, Dale (NU) 46-3 $\frac{3}{4}$.
 DISCUS—Smith (NU) 147-5 $\frac{1}{2}$, Robertson (ISC) 146-2 $\frac{1}{2}$, Knowles (KU) 144-9 $\frac{1}{2}$, Dale (NU) 142-7 $\frac{3}{4}$, Kay (KU) 141-4 $\frac{1}{2}$, Salmons (MU) 135-9 $\frac{3}{4}$.
 JAVELIN—Swim (KU) 199-10 $\frac{3}{4}$, Sneegas (KU) 184 $\frac{1}{4}$, Wassam (CU) 181-11, Creviston (KSC) 179-10 $\frac{1}{4}$, Hunley (NU) 177-7 $\frac{1}{2}$, Brown (KU) 177-7 $\frac{1}{4}$.
 MILE RELAY—Kansas State (Sartorius, Rowe, Caldwell, Baker) 3:15.4, Oklahoma, Missouri, Kansas, Colorado, Nebraska.

Missouri Valley Conference Championships

Wichita, Kans., May 9, 1953

TEAM SCORES—Oklahoma A&M 105 $\frac{1}{2}$, Houston 54, Wichita 47, Tulsa 18 $\frac{1}{2}$, Detroit 14.
 100—Wells (OAM) 9.6, Jett (H), McWhirter (H), Surrell (OAM), Tomasco (H).
 220—Wells (OAM) 20.8, Jett (H), McWhirter (H), Holladay (T), Sarrell (OAM).
 440—Wells (H), 48.8, Ashmore (OAM), Firth (OAM), Rice (OAM), Petkovsek (H).
 880—Wells (OAM) 1:57.3, Appleman (OAM), Treat (H), Stover (OAM), Tomasco (H).
 MILE—Wells (OAM) 4:28.1, Geller (OAM), Murray (D), Dill (W), Webster (W).
 2-MILE—Eckhoff (OAM) 10:10.6, Geller (OAM), Webster (W), Sperkowski (D).
 120 HIGH HURDLES—Ruedy (OAM) 15, Shields (W), Oldford (D), Innis (OAM), Webb (OAM).



SURPRISING BUT CONVINCING WINNER of the national collegiate two-mile title was Iowa sophomore Rich Ferguson from Toronto, Canada. Ferguson's blistering pace at Lagan gave him a 9:02.7 clocking, which has been surpassed by only four undergraduates—Don Nash, Charley Capozzoli, Don McEwen and Greg Rice—in track annals.

220 LOW HURDLES—Ruedy (OAM) 25.5, Williams (OAM), Oldford (D), Wilborn (OAM), Imnis (OAM).
 HIGH JUMP—Tie between Brooman (OAM) and Courter (T) 6-3 $\frac{3}{4}$, Wilborn (OAM), tie between Anderson (W) and Reames (OAM).
 BROAD JUMP—Hightower (W) 23-10 $\frac{1}{4}$, Meeks (H), Wright (OAM), Skaines (H), Hoffmans (W).
 POLE VAULT—LaRue (OAM), 12 $\frac{3}{4}$, tie between Grassman (OAM), and Grimm (W), Ross (W), Conkling (T).
 SHOT—Spillios (H) 47-6 $\frac{1}{2}$, Connelly (T), Summers (W), Harrawood (T), Payne (OAM).
 DISCUS—Spillios (H) 142-8 $\frac{1}{4}$, Jacks (OAM), Summers (W), Connelly (T), Roberts (T).
 JAVELIN—Romero (W) 195, Granger (H), Littleton (W), Foley (W), Hall (W).
 440 RELAY—Oklahoma A&M (Wells, Firth, Surrill, Muncrief) 42.4, Houston, Wichita, Detroit.
 MILE RELAY—Houston (Petkovsek, Fowler, Boone, Richers) 3:16.3*, Oklahoma A&M, Wichita, Tulsa, Detroit.

* New meet record.

Drake Relays

Des Moines, Ia., April 24-25, 1953

100-Williams (Illinois) 9.7, Thomas (Texas), Nash, (Minnesota), Busse (Bradley), Jett (Houston).
 MILE—McConnell (Drake) 4:17.6, Ferguson (Iowa), Rife (Montana), Drummond (Oklahoma), Robins (Marquette).
 2-MILE—Jewsbury (Ill) 9:23.5, Ferguson (Ia), Rife (Mont), Coldren (Ohio State), Rouse (Okla).
 120 HIGH HURDLES—McNulty (Ill) 14.4, Thomson (Ill) 14.4, Rigney (Loyola, Chi.), Cole (Nebraska), Dobson (Okla).
 440 HURDLES—Philbee (Brad) 54.9, Gerdeman (Omaha), Mills (Dr), tie between Dobson (Okla) and Stapley (Chicago).
 HIGH JUMP—Tie between Holding (East Texas State) and Richardson (Br) 6-1 $\frac{1}{2}$, tie among Betton (Dr), Harper (Indiana), Vrooman (Michigan State), Vanover (Abilene Christian), Frische (Miami, O.) and Dumbier (Om) 5-11 $\frac{1}{2}$.
 BROAD JUMP—Bennett (Marq) 23-10 $\frac{1}{2}$, Benson (Augustana) 22-4 $\frac{1}{4}$, Floyd (Ill) 22-3 $\frac{1}{4}$, Beerline (Nebr) 22-2 $\frac{1}{2}$, Shupe (Iowa State) 21-7.
 POLE VAULT—Welbourn (OSU) 13-9, tie between Kenly (Arizona State) and Springer (Notre Dame) 13-6, tie between Ehrhart (Northwestern) and Dickey (Missouri) 13-0.
 SHOT PUT—Hooper (Texas A&M) 55-4 $\frac{1}{2}$, Jones (Miami, O.) 51-5 $\frac{1}{2}$, Bauer (Ill) 49-1, Drake (Miami, O.) 48-11 $\frac{1}{2}$, Salmons (Mo) 48-3 $\frac{1}{2}$.
 DISCUS—Hooper (TA&M) 164-7 $\frac{1}{2}$, Helgeson (Minn) 145-11 $\frac{3}{4}$, Dale (Nebr) 145-1 $\frac{1}{2}$, Robertson (ISC) 144-5, Sorrano (ND) 142-9 $\frac{3}{4}$.
 JAVELIN—Rocker (Loyola, NO) 181-6 $\frac{3}{8}$, Krone (Morningside) 175-9 $\frac{3}{8}$, Oles (Iowa State Teachers) 170-2 $\frac{1}{2}$, Brown (Kansas) 167-9 $\frac{1}{2}$, Jennings (South Dakota) 162-7 $\frac{1}{2}$.
 440 RELAY—Illinois (DeMoss, Corley, McNulty, Williams) 42.1, Oklahoma, Houston, Marquette, Notre Dame.
 880 RELAY—Houston (Jett, Boone, Petkovsek, McWhirter) 1:28.5, Illinois, Oklahoma, Marquette, Iowa.
 MILE RELAY—Kansas (Cindrich, Riederer, Santee, Smith) 3:18.4, Houston, Iowa, Ohio State.
 2-MILE RELAY—Illinois (Jewsbury, Trimble, Siders, Maynard) 7:46.4, Michigan State, Missouri, Wisconsin, Texas.
 4-MILE RELAY—Georgetown (Kirk, Joyce, Capozzoli, LaPierre) 17:20.8, Kansas, Michigan, Indiana, Purdue.
 SPRINT MEDLEY RELAY—Kansas (Smith, Cindrich, McGlenn, Santee) 3:23.6, Illinois, Iowa, Wisconsin, Michigan State.
 DISTANCE MEDLEY RELAY—Georgetown (Kelly, Joyce, LaPierre, Capozzoli) 10:06.0, Kansas, Indiana, Oklahoma, Purdue.
 480 SHUTTLE HURDLE RELAY—Illinois (Kabel, Thomson, Corley, McNulty) 1:00.5, Michigan State, Notre Dame, Nebraska.
 COLLEGE 440 RELAY—Abilene Christian (Clark, Garner, Smith, Adrian) 43.1, Miami of O., Pittsburg State, East Texas State, Howard Payne.
 COLLEGE 880 RELAY—Abilene Christian (Clark, Garner, Smith, Adrian) 1:28.4, Bradley, Pittsburg State, Western Michigan, East Texas State.
 COLLEGE MILE RELAY—Abilene Christian (Conder, Clark, Garner, Adrian) 3:24.0, Pittsburg State, Loyola of Chi., Western Michigan, Omaha.

COLLEGE 2-MILE RELAY—San Diego State (Wyman, Sturak, Wilson, Balsley) 8:00.1, Loyola of Chi., Arizona State, Seattle Pacific, Whittier.
 SPRINT MEDLEY RELAY—North Texas State (Bodriquez, Teague, Smith, Patterson) 3:33.9, Whittier, Loyola of Chi., Bradley, Omaha.
 DISTANCE MEDLEY RELAY—Loyola of Chi. (Eilers, Koehler, Majeske, Kelly) 10:33.2, San Diego State, Whittier, North Texas State, Arizona State.
 IOWA COLLEGE 880 RELAY—Dubuque (Holmes, Bley, LaPorte, Livingston) 1:31.0, Iowa State Teachers, Grinnell, Simpson, Graceland.
 IOWA COLLEGE MILE RELAY—Dubuque (Holmes, Miller, Livingston, Ziegler) 3:27.2, Iowa State Teachers, Grinnell, Coe, Graceland.

Kansas Relays

Lawrence, Kans., April 18, 1953

100—Baker (Kansas St) 10.0, Buie (Pittsburg St), Wells (Oklahoma A&M), Thomas (Texas).
 MILE—Drummond (Oklahoma) 4:15.1, Ferguson (Iowa), Landqvist (unat), Baars (Marquette).
 120 HIGH HURDLES—Biberstein (Kansas) 15.3, Cole (Nebraska) Rigney (Loyola, Chi.), Reese (Drake).
 400 METER HURDLES—Williams (OA&M) 54.6, Sanchez (Chaffey JC), Mueller (Kans), Fowler (Iowa).
 1000 METER STEEPLECHASE—Ferguson (Iowa) 10:10.5, Geller (OA&M), Kirkmeyer (unat).
 HIGH JUMP—Betton (Dr) 6-6 $\frac{1}{2}$, tie among Whildon (Okla), Hollingsworth (Kans), Vanover (Abilene Christian), Heidekl (Nebr) and Billings (Tex) 6-2.
 BROAD JUMP—Bennett (Marq) 25-4w, Ragsdale (Texas A&M) 25 $\frac{1}{2}$ w, Price (Okla) 24-9 $\frac{1}{4}$ w, Switzer (KSC) 24-7 $\frac{1}{4}$ w.
 POLE VAULT—Marks (TA&M) 13-8 $\frac{3}{4}$, tie between Spradlin (TA&M) and Steanson (Kans) 13-2 $\frac{3}{4}$, tie among Wilkin (Iowa St), Erickson (Bradley) and Dickey (Missouri) 12-8 $\frac{3}{4}$.
 HOP, STEP AND JUMP—Beerline (Nebr) 48-4 $\frac{3}{4}$ w, Switzer (KSC) 44-10 $\frac{1}{2}$ w, Kent (ISC) 43-7 $\frac{3}{4}$, Wilborn (OA&M) 43 $\frac{1}{2}$.
 SHOT PUT—Hooper (TA&M) 55-3 $\frac{1}{2}$, Salmons (Mo) 49-10 $\frac{1}{4}$, Pratt (TA&M) 49-4 $\frac{3}{4}$, Gross (TA&M) 49-4.
 DISCUS—Hooper (TA&M) 163-2 $\frac{1}{2}$, Dale (Nebr) 147-1 $\frac{1}{2}$, Gross (TA&M) 146-5 $\frac{3}{4}$, Robertson (ISC) 143-11 $\frac{1}{2}$.
 JAVELIN—Richey (Texas Christian) 189-6 $\frac{3}{8}$, Mayeaux (TA&M) 187-8 $\frac{3}{4}$, Swim (Kans) 183-11 $\frac{1}{2}$, Tripp (Pitt St) 178-5 $\frac{1}{2}$.
 DECATHLON—Mashburn (unat) 6066, Smith (unat) 5252, Pryor (Arkansas) 5191, Majala (Riverside JC) 5132, Stevens (unat) 5046.
 440 RELAY—Houston (Jett, McWhirter, Meeks, McBride) 41.8, Oklahoma, Texas, Texas A&M.
 880 RELAY—Kansas St (Mershon, Loomis, Taylor, Baker) 1:26.4, Oklahoma, Kansas, Texas.
 MILE RELAY—Oklahoma A&M (Rice, Ashmore, Firth, Heard) 3:17.4, Kansas St, Iowa, Oklahoma.
 2-MILE RELAY—Oklahoma A&M (Appleman, Ashmore, Eckhoff, Heard) 7:52.5, Texas, Missouri, Arkansas.
 4-MILE RELAY—Kansas (Wilson, Koby, Dalzell, Santee) 17:38.5, Texas A&M, Missouri, Arkansas.
 SPRINT MEDLEY—Kansas (Smith, Cindrich, McGlenn, Santee) 3:26.0, Iowa, Missouri.
 DISTANCE MEDLEY—Oklahoma (Smith, Woods, Rouse, Drummond) 10:26.7, Texas A&M, Arkansas, Missouri.
 COLLEGE 880 RELAY—Abilene Christian (Clark, Garner, Smith, Adrian) 1:29.3, Pittsburg State, Howard Payne, William Jewell.
 COLLEGE MILE RELAY—Abilene Christian (Clark, Conder, Garner, Adrian) 3:22.9, Pittsburg State, Oklahoma Baptist, Emporia State.
 COLLEGE 2-MILE RELAY—San Diego State (Wyman, Sturak, Wilson, Balsley) 7:55.2, Loyola of Chi., North Texas State, Howard Payne.
 COLLEGE SPRINT MEDLEY—North Texas State (Lindsay, Imel, Rodriquez, Patterson) 3:36.0, Pittsburg State, Fort Hays State, Nebraska Wesleyan.
 COLLEGE DISTANCE MEDLEY—Loyola of Chi. (Eilers, Koehler, Majeske, Kelly) 10:29.9, San Diego State, North Texas State, Compton JC.
 INV. COLLEGE SPRINT MEDLEY—Ottawa (Young, Wheaton, Butterworth, Jurenka) 3:41.0, Kansas Wesleyan, McPherson, Drury.

THE SOUTHWEST

By **DICK MOORE**

Sports Writer, Fort Worth Star-Telegram

The Southwest Conference has produced some fine high hurdlers in past years including Fred Walcott, the former world record holder, and Bill Cummings of Rice; Clyde Scott of Arkansas, who was second in the 1948 Olympics; and Boyce Gatewood of Texas.

Now along comes Bill Curtis of Texas Christian University, who many believe may equal the feats of these former great Southwest Conference hurdlers.

Curtis was dropped into TCU's lap after University of Oklahoma and Oklahoma A&M waged too hot a battle for the prize Waurika, Okla., schoolboy TCU's only previous claim to track fame has been sprinter Cy Leland.

At Waurika, Curtis established a new national schoolboy record for the 39-inch high hurdles of 13.7 in 1952. Last year, as a freshman at TCU, Curtis' best reading was 14.5 seconds.

Curtis heads a promising sophomore list, one of the best the Southwest Conference has seen.

There's hurdler Wesley Hight, half-miler Dale Spence, pole vaulters Stephen James and Steve Sims at Rice; sprinter Clyde Hart and broad jumper Raymond Vickery at Baylor; quartermilers Albert Bartek, Charles Johnson and Don Morton at Southern Methodist; and sprinters Alvin Frieden and Jerry Prewit, discus thrower Langford Sneed, pole vaulters John Blackwell and Paul Novey and middle distance men Melvin Light and Hulon Hale at Texas.

Hight was Curtis' hottest competitor. Spence cracked 1:56 in the 880. James and Sims approached 13 feet in the pole vault. Hart defeated Joe Childress, the former Texas schoolboy sprint champion, who is ineligible at Texas.

Frieden and Prewit are due to team with Charles Thomas and Dean Smith to give Coach Clyde Littlefield another top sprint relay team. Both can do the 100 in 9.8 seconds or better.

Sneed was the leading schoolboy discus thrower in Texas two years ago. The Longhorns have been short of good weight men in recent years.

Light and Hale will bolster Texas' strength in the middle distance events while Blackwell and Novey rank alongside Rice's James and Sims.

These sophomores are being counted upon by Littlefield to help end Texas A&M's domination in the Southwest Conference. The Aggies have won six of the last seven SWC meets, Texas breaking the string in 1950.

Graduation riddled Texas A&M and Col. Frank Anderson has a big rebuilding job. Of the 104 points scored by the Aggies last year in winning the conference meet at Fort Worth, 60 have been lost by those receiving degrees.

The Aggies lost these 1952 SWC first place winners: Darrow Hooper in the shot put and discus; Bobby Ragsdale in the broad jump and low hurdles; Pete Mayeaux in the javelin; Malcolm Marks in the pole vault and James Baker in the 440.

Anderson will rely upon Dale Derouen and James Blaines, winners of the mile and two-mile events, respectively, last year, Bobby Jack Gross in the weights, Ed Thomas in the high jump and three high hurdlers—Harry Smith, Glenn Blake and Tom Dollahite.

Gross was runner-up to Hooper in both the shot put and discus. His best performance in the shot last year was 51 feet-7 inches.

Texas lost only Gerald Scallorn, winner of the high hurdles and second in the lows, and Joe Carson, fourth-place finisher in the lows.

As usual, the Longhorns will have strength to spare in the sprints with Smith, Jerry Prewit, Frieden and Robert Carson. Smith, fourth-place winner in the 100 meters at Finland, was ineligible last year. He won the SWC 100 as a sophomore in 1952, equaling the record of 9.5.

Thomas will be aiming for his third straight SWC 220-yard championship. He placed fifth in this event in the National Collegiate Championships last year. He also won the SWC 100.

A Victoria Junior College transferee, Inocencio Cantu, is due to help letterman Tom Fingers, Dick Foerster and Elbert Spence in the 880 and mile events. Fingers will be defending champion in the half mile. Foerster got third in this event and Spence was fourth in the mile.

The Mustangs, with its new crop of sophomores, could be the surprise in the SWC. The Mustangs gathered 33 1/5 points last year. Coach McAdoo Keaton is lined up with quartermilers from which to choose a mile relay team.

The mile relay quartet of O. T. Cox, Ed Richardson, Rex Dunlap and Bobby Keaton won the SWC crown last year. Keaton claims only Crooks, who was second in the open 440, is assured of a berth on the team. His freshman mile rival, handsome of Bartek, Tommy Armstrong, Johnson and Morton, was also a contender.

Two top candidates from the 1952 team are broad jumper James Beavers, hurdler Lamoine Holland and half miler Ed Davis. Emmett Brunson will have to rely heavily upon his sophomores.

Baker is also counting upon sophomores while TCU has Curtis, sprinter Donald Chakacate, and javelin thrower West Ritchey.

Once again, Abilene Christian College and North Texas State will dominate the college circles in Texas.

Utter Jackson admits he may have his best squad at ACC. Among his top performers will be Burl McCoy, Mack Clark and Jacky Stockton in the hurdles; Jerry Freary in the broad jump; Vaughn Morgan in the javelin and broad jump; George Adrian, Clark, McCoy and Bob Douglas in the 440, Leon Leopard in the half mile, and Don Conder and Leondous Fry in the sprints.

At North Texas, Coach Winton Noah is counting upon Paul Patterson in the 880, Bill Walters in the broad jump and sprints, Eugene Bransome in the weights, Dale Imel and Victor Rodriguez in the half mile and mile and Dean Hooper in the sprints. He also has a promising freshman sprinter, Boyd Dollar, who turned in a 9.7 in the 100 last year at the state meet.

Southwest Conference Championships

At Fort Worth, Tex., May 16, 1953

TEAM SCORES—Texas A&M 104, Texas 76 1/2, Southern Methodist University 33 1/5, Arkansas 19, Rice 17, Baylor 10 1/5, Texas Christian University 10.

100 METERS—Thomas (TCU) 9.7, Ragsdale (TAM), Troxell (A), Jones (B), Beavers (R).
200 METERS—Thomas (TCU) 21.7, Carson (T), Jones (B), Dunlap (SMU), Stalter (TAM).
400 METERS—Baker (TAM) 50.2, Crooks (SMU), Divens (A), Daniels (R), Stull (TAM).
800 METERS—Holland (TCU) 1:56.7, Davis (R), Foerster (T), Richardson (SMU), Wilmsen (TAM).
1 MILE—DeHouen (TAM) 4:23.6, Hudgins (TAM), Heber (A), Spence (T), Neighbors (TCU).
1.5 MILE—Blaine (TAM) 9:39.9, Lowe (SMU), Spence (T), Eshbaugh (A), Hudgins (TAM).
2 MILE—Blaine (TAM) 19:56.7, Blaine (TAM), Blaine (TAM), Blaine (TAM).
HIGH HURDLES—Scallorn (T) 14.7, Donaldson (B), Smith (TAM), Blake (TAM), Dollahite (TAM).
LOW HURDLES—Ragsdale (TAM) 23.6, Scallorn (T), Thomas (T), Carson (T), Blaine (TAM).
BROAD JUMP—Billings (T) 6-4, tie between Delaney (T) and Thomas (TAM), Swink (TAM), tie among Armstrong (T), Babb (T), Carson (T), Berry (SMU) and Crow (TAM).
POLE VAULT—Ragsdale (TAM) 23-3 1/2, Babb (T), Stalter (TAM), Hazard (A), Blaine (TAM).
SHOT PUT—Hooper (A) 51-7, Hooper (A), Hooper (A), Hooper (A).
DISCUS—Hooper (A) 137, Hooper (A), Hooper (A), Hooper (A).
JAVELIN—Mayeaux (A) 110, Mayeaux (A), Mayeaux (A), Mayeaux (A).
WEIGHTS—Gross (A) 135, Gross (A), Gross (A), Gross (A).
100 YARD SPRINT—Curtis (TCU) 9.8, Curtis (TCU), Curtis (TCU), Curtis (TCU).
200 YARD SPRINT—Thomas (TCU) 19.5, Thomas (TCU), Thomas (TCU), Thomas (TCU).
400 YARD SPRINT—Thomas (TCU) 49.5, Thomas (TCU), Thomas (TCU), Thomas (TCU).
800 YARD SPRINT—Holland (TCU) 1:56.7, Holland (TCU), Holland (TCU), Holland (TCU).
1 MILE SPRINT—Fingers (SMU) 4:45.7, Fingers (SMU), Fingers (SMU), Fingers (SMU).
2 MILE SPRINT—Blaine (TAM) 19:56.7, Blaine (TAM), Blaine (TAM), Blaine (TAM).
4 MILE SPRINT—Blaine (TAM) 40:00, Blaine (TAM), Blaine (TAM), Blaine (TAM).
8 MILE SPRINT—Blaine (TAM) 1:15:00, Blaine (TAM), Blaine (TAM), Blaine (TAM).
16 MILE SPRINT—Blaine (TAM) 2:30:00, Blaine (TAM), Blaine (TAM), Blaine (TAM).
32 MILE SPRINT—Blaine (TAM) 5:00:00, Blaine (TAM), Blaine (TAM), Blaine (TAM).
64 MILE SPRINT—Blaine (TAM) 10:00:00, Blaine (TAM), Blaine (TAM), Blaine (TAM).
128 MILE SPRINT—Blaine (TAM) 20:00:00, Blaine (TAM), Blaine (TAM), Blaine (TAM).
256 MILE SPRINT—Blaine (TAM) 40:00:00, Blaine (TAM), Blaine (TAM), Blaine (TAM).
512 MILE SPRINT—Blaine (TAM) 80:00:00, Blaine (TAM), Blaine (TAM), Blaine (TAM).
1024 MILE SPRINT—Blaine (TAM) 160:00:00, Blaine (TAM), Blaine (TAM), Blaine (TAM).
2048 MILE SPRINT—Blaine (TAM) 320:00:00, Blaine (TAM), Blaine (TAM), Blaine (TAM).
4096 MILE SPRINT—Blaine (TAM) 640:00:00, Blaine (TAM), Blaine (TAM), Blaine (TAM).
8192 MILE SPRINT—Blaine (TAM) 1280:00:00, Blaine (TAM), Blaine (TAM), Blaine (TAM).
16384 MILE SPRINT—Blaine (TAM) 2560:00:00, Blaine (TAM), Blaine (TAM), Blaine (TAM).
32768 MILE SPRINT—Blaine (TAM) 5120:00:00, Blaine (TAM), Blaine (TAM), Blaine (TAM).
65536 MILE SPRINT—Blaine (TAM) 10240:00:00, Blaine (TAM), Blaine (TAM), Blaine (TAM).
131072 MILE SPRINT—Blaine (TAM) 20480:00:00, Blaine (TAM), Blaine (TAM), Blaine (TAM).
262144 MILE SPRINT—Blaine (TAM) 40960:00:00, Blaine (TAM), Blaine (TAM), Blaine (TAM).
524288 MILE SPRINT—Blaine (TAM) 81920:00:00, Blaine (TAM), Blaine (TAM), Blaine (TAM).
1048576 MILE SPRINT—Blaine (TAM) 163840:00:00, Blaine (TAM), Blaine (TAM), Blaine (TAM).
2097152 MILE SPRINT—Blaine (TAM) 327680:00:00, Blaine (TAM), Blaine (TAM), Blaine (TAM).
4194304 MILE SPRINT—Blaine (TAM) 655360:00:00, Blaine (TAM), Blaine (TAM), Blaine (TAM).
8388608 MILE SPRINT—Blaine (TAM) 1310720:00:00, Blaine (TAM), Blaine (TAM), Blaine (TAM).
16777216 MILE SPRINT—Blaine (TAM) 2621440:00:00, Blaine (TAM), Blaine (TAM), Blaine (TAM).
33554432 MILE SPRINT—Blaine (TAM) 5242880:00:00, Blaine (TAM), Blaine (TAM), Blaine (TAM).
67108864 MILE SPRINT—Blaine (TAM) 10485760:00:00, Blaine (TAM), Blaine (TAM), Blaine (TAM).
134217728 MILE SPRINT—Blaine (TAM) 20971520:00:00, Blaine (TAM), Blaine (TAM), Blaine (TAM).
268435456 MILE SPRINT—Blaine (TAM) 41943040:00:00, Blaine (TAM), Blaine (TAM), Blaine (TAM).
536870912 MILE SPRINT—Blaine (TAM) 83886080:00:00, Blaine (TAM), Blaine (TAM), Blaine (TAM).
1073741824 MILE SPRINT—Blaine (TAM) 167772160:00:00, Blaine (TAM), Blaine (TAM), Blaine (TAM).
2147483648 MILE SPRINT—Blaine (TAM) 335544320:00:00, Blaine (TAM), Blaine (TAM), Blaine (TAM).
4294967296 MILE SPRINT—Blaine (TAM) 671088640:00:00, Blaine (TAM), Blaine (TAM), Blaine (TAM).
8589934592 MILE SPRINT—Blaine (TAM) 1342177280:00:00, Blaine (TAM), Blaine (TAM), Blaine (TAM).
17179869184 MILE SPRINT—Blaine (TAM) 2684354560:00:00, Blaine (TAM), Blaine (TAM), Blaine (TAM).
34359738368 MILE SPRINT—Blaine (TAM) 5368709120:00:00, Blaine (TAM), Blaine (TAM), Blaine (TAM).
68719476736 MILE SPRINT—Blaine (TAM) 10737418240:00:00, Blaine (TAM), Blaine (TAM), Blaine (TAM).
137438953472 MILE SPRINT—Blaine (TAM) 21474836480:00:00, Blaine (TAM), Blaine (TAM), Blaine (TAM).
274877906944 MILE SPRINT—Blaine (TAM) 42949672960:00:00, Blaine (TAM), Blaine (TAM), Blaine (TAM).
549755813888 MILE SPRINT—Blaine (TAM) 85899345920:00:00, Blaine (TAM), Blaine (TAM), Blaine (TAM).
1099511627776 MILE SPRINT—Blaine (TAM) 171798691840:00:00, Blaine (TAM), Blaine (TAM), Blaine (TAM).
2199023255552 MILE SPRINT—Blaine (TAM) 343597383680:00:00, Blaine (TAM), Blaine (TAM), Blaine (TAM).
4398046511104 MILE SPRINT—Blaine (TAM) 687194767360:00:00, Blaine (TAM), Blaine (TAM), Blaine (TAM).
8796093022208 MILE SPRINT—Blaine (TAM) 1374389534720:00:00, Blaine (TAM), Blaine (TAM), Blaine (TAM).
17592186044416 MILE SPRINT—Blaine (TAM) 2748779069440:00:00, Blaine (TAM), Blaine (TAM), Blaine (TAM).
35184372088832 MILE SPRINT—Blaine (TAM) 5497558138880:00:00, Blaine (TAM), Blaine (TAM), Blaine (TAM).
70368744177664 MILE SPRINT—Blaine (TAM) 10995116277760:00:00, Blaine (TAM), Blaine (TAM), Blaine (TAM).
140737488355328 MILE SPRINT—Blaine (TAM) 21990232555520:00:00, Blaine (TAM), Blaine (TAM), Blaine (TAM).
281474976710656 MILE SPRINT—Blaine (TAM) 43980465111040:00:00, Blaine (TAM), Blaine (TAM), Blaine (TAM).
562949953421312 MILE SPRINT—Blaine (TAM) 87960930222080:00:00, Blaine (TAM), Blaine (TAM), Blaine (TAM).
1125899906842624 MILE SPRINT—Blaine (TAM) 175921860444160:00:00, Blaine (TAM), Blaine (TAM), Blaine (TAM).
2251799813685248 MILE SPRINT—Blaine (TAM) 351843720888320:00:00, Blaine (TAM), Blaine (TAM), Blaine (TAM).
4503599627370496 MILE SPRINT—Blaine (TAM) 703687441776640:00:00, Blaine (TAM), Blaine (TAM), Blaine (TAM).
9007199254740992 MILE SPRINT—Blaine (TAM) 1407374883553280:00:00, Blaine (TAM), Blaine (TAM), Blaine (TAM).
18014398509481984 MILE SPRINT—Blaine (TAM) 2814749767106560:00:00, Blaine (TAM), Blaine (TAM), Blaine (TAM).
36028797018963968 MILE SPRINT—Blaine (TAM) 5629499627370496:00:00, Blaine (TAM), Blaine (TAM), Blaine (TAM).
72057594037927936 MILE SPRINT—Blaine (TAM) 11258998509481984:00:00, Blaine (TAM), Blaine (TAM), Blaine (TAM).
144115188075855872 MILE SPRINT—Blaine (TAM) 22517998136852480:00:00, Blaine (TAM), Blaine (TAM), Blaine (TAM).
288230376151711744 MILE SPRINT—Blaine (TAM) 45035996273704960:00:00, Blaine (TAM), Blaine (TAM), Blaine (TAM).
576460752303423488 MILE SPRINT—Blaine (TAM) 90071992547409920:00:00, Blaine (TAM), Blaine (TAM), Blaine (TAM).
1152921504606846976 MILE SPRINT—Blaine (TAM) 180143985094819840:00:00, Blaine (TAM), Blaine (TAM), Blaine (TAM).
2305843009213693952 MILE SPRINT—Blaine (TAM) 360287970189639680:00:00, Blaine (TAM), Blaine (TAM), Blaine (TAM).
4611686018427387904 MILE SPRINT—Blaine (TAM) 720575940379279360:00:00, Blaine (TAM), Blaine (TAM), Blaine (TAM).
9223372036854775808 MILE SPRINT—Blaine (TAM) 1441151880758558720:00:00, Blaine (TAM), Blaine (TAM), Blaine (TAM).
18446744073709551616 MILE SPRINT—Blaine (TAM) 2882303761517117440:00:00, Blaine (TAM), Blaine (TAM), Blaine (TAM).
36893488147419103232 MILE SPRINT—Blaine (TAM) 5764607523034234848:00:00, Blaine (TAM), Blaine (TAM), Blaine (TAM).
73786976294838206464 MILE SPRINT—Blaine (TAM) 11529215046068469696:00:00, Blaine (TAM), Blaine (TAM), Blaine (TAM).
147573952589676412928 MILE SPRINT—Blaine (TAM) 23058430092136939584:00:00, Blaine (TAM), Blaine (TAM), Blaine (TAM).
295147905179352825856 MILE SPRINT—Blaine (TAM) 46116860184273879168:00:00, Blaine (TAM), Blaine (TAM), Blaine (TAM).
590295810358705651712 MILE SPRINT—Blaine (TAM) 92233720368547758336:00:00, Blaine (TAM), Blaine (TAM), Blaine (TAM).
1180591620717411303424 MILE SPRINT—Blaine (TAM) 184467905179352825672:00:00, Blaine (TAM), Blaine (TAM), Blaine (TAM).
2361183241434822606848 MILE SPRINT—Blaine (TAM) 368934848358705651344:00:00, Blaine (TAM), Blaine (TAM), Blaine (TAM).
4722366482869645213696 MILE SPRINT—Blaine (TAM) 737869696717411302688:00:00, Blaine (TAM), Blaine (TAM), Blaine (TAM).
9444732965739290437392 MILE SPRINT—Blaine (TAM) 1475739393434822605376:00:00, Blaine (TAM), Blaine (TAM), Blaine (TAM).
18889465931478580874784 MILE SPRINT—Blaine (TAM) 2951478786869645210752:00:00, Blaine (TAM), Blaine (TAM), Blaine (TAM).
37778931862957161749568 MILE SPRINT—Blaine (TAM) 5902957573739290421504:00:00, Blaine (TAM), Blaine (TAM), Blaine (TAM).
75557863725914323499136 MILE SPRINT—Blaine (TAM) 11805915147478580843008:00:00, Blaine (TAM), Blaine (TAM), Blaine (TAM).
151115727451828646998272 MILE SPRINT—Blaine (TAM) 23611830294957161686016:00:00, Blaine (TAM), Blaine (TAM), Blaine (TAM).
302231454903657293976544 MILE SPRINT—Blaine (TAM) 47223660589914323372032:00:00, Blaine (TAM), Blaine (TAM), Blaine (TAM).
604462909807314587953088 MILE SPRINT—Blaine (TAM) 94447321179828646744064:00:00, Blaine (TAM), Blaine (TAM), Blaine (TAM).
1208925819614629175907136 MILE SPRINT—Blaine (TAM) 188894642359657293488128:00:00, Blaine (TAM), Blaine (TAM), Blaine (TAM).
2417851639229258351814272 MILE SPRINT—Blaine (TAM) 377789324719314586976256:00:00, Blaine (TAM), Blaine (TAM), Blaine (TAM).
4835703278458516703628544 MILE SPRINT—Blaine (TAM) 755578649438629173952512:00:00, Blaine (TAM), Blaine (TAM), Blaine (TAM).
9671406556917033407257088 MILE SPRINT—Blaine (TAM) 1511157298877258347905024:00:00, Blaine (TAM), Blaine (TAM), Blaine (TAM).
19342813113834066814514176 MILE SPRINT—Blaine (TAM) 3022314597754516695810048:00:00, Blaine (TAM), Blaine (TAM), Blaine (TAM).
38685626227668133637020352 MILE SPRINT—Blaine (TAM) 6044629195509033391620096:00:00, Blaine (TAM), Blaine (TAM), Blaine (TAM).
77371252455336267274041704 MILE SPRINT—Blaine (TAM) 12089258391018066783240192:00:00, Blaine (TAM), Blaine (TAM), Blaine (TAM).
144742504910672534548083408 MILE SPRINT—Blaine (TAM) 24178516782036133566480384:00:00, Blaine (TAM), Blaine (TAM), Blaine (TAM).
289485009821345069096166816 MILE SPRINT—Blaine (TAM) 48357033564072267132960768:00:00, Blaine (TAM), Blaine (TAM), Blaine (TAM).
578970019642690138192333632 MILE SPRINT—Blaine (TAM) 96714067128144534265921536:00:00, Blaine (TAM), Blaine (TAM), Blaine (TAM).
1157940039285380276384667264 MILE SPRINT—Blaine (TAM) 193428134256289068531843072:00:00, Blaine (TAM), Blaine (TAM), Blaine (TAM).
2315880078570760552769334528 MILE SPRINT—Blaine (TAM) 386856268512578137063686144:00:00, Blaine (TAM), Blaine (TAM), Blaine (TAM).
4631760157141521105538722816 MILE SPRINT—Blaine (TAM) 773712537025156274127372288:00:00, Blaine (TAM), Blaine (TAM), Blaine (TAM).
9263520314283042211067445632 MILE SPRINT—Blaine (TAM) 1546425074050312548254744576:00:00, Blaine (TAM), Blaine (TAM), Blaine (TAM).
18527040628566084422134891264 MILE SPRINT—Blaine (TAM) 3092850148100625096509489152:00:00, Blaine (TAM), Blaine (TAM), Blaine (TAM).
37054081257132168844269782528 MILE SPRINT—Blaine (TAM) 6185700296201250193018978304:00:00, Blaine (TAM), Blaine (TAM), Blaine (TAM).
73718162514264337688539565056 MILE SPRINT—Blaine (TAM) 12371400592402500386037956608:00:00, Blaine (TAM), Blaine (TAM), Blaine (TAM).
147436325028528675377079132112 MILE SPRINT—Blaine (TAM) 24742801184805000772075913216:00:00, Blaine (TAM), Blaine (TAM), Blaine (TAM).
294872650057057350754158264224 MILE SPRINT—Blaine (TAM) 49485602369610001544151826424:00:00, Blaine (TAM), Blaine (TAM), Blaine (TAM).
589745300114114701508316528448 MILE SPRINT—Blaine (TAM) 989712047392200030883036528496:00:00, Blaine (TAM), Blaine (TAM), Blaine (TAM).
1179490600228229403016633056896 MILE SPRINT—Blaine (TAM) 1979424094784400061766073056992:00:00, Blaine (TAM), Blaine (TAM), Blaine (TAM).
2358981200456458806033266113792 MILE SPRINT—Blaine (TAM) 3958848189568800123532146113584:00:00, Blaine (TAM), Blaine (TAM), Blaine (TAM).
4717962400912917612066532227584 MILE SPRINT—Blaine (TAM) 7917696379137600247064292255168:00:00, Blaine (TAM), Blaine (TAM), Blaine (TAM).
9435924801825835224133164510336 MILE SPRINT—Blaine (TAM) 15835392758275200494128584510336:00:00, Blaine (TAM), Blaine (TAM), Blaine (TAM).
19871849603651670448266370020672 MILE SPRINT—Blaine (TAM) 31670785516550400988257170020672:00:00, Blaine (TAM), Blaine (TAM), Blaine (TAM).
39743699207303340896532740041344 MILE SPRINT—Blaine (TAM) 63341571033100801976514340041344:00:00, Blaine (TAM), Blaine (TAM), Blaine (TAM).
78687398414606681793065680082688 MILE SPRINT—Blaine (TAM) 126683142066201603953028680082688:00:00, Blaine (TAM), Blaine (TAM), Blaine (TAM).
153374796833213363506131360165376 MILE SPRINT—Blaine (TAM) 253366284132403207906057360165376:00:00, Blaine (TAM), Blaine (TAM), Blaine (TAM).
306749593666426727012262720330752 MILE SPRINT—Blaine (TAM) 506732568264806415812114720330752:00:00, Blaine (TAM), Blaine (TAM), Blaine (TAM).
613499187332853454024525440661504 MILE SPRINT—Blaine (TAM) 1013465136529612831624231440661504:00:00, Blaine (TAM), Blaine (TAM), Blaine (TAM).
1226998374665706908049050881323008 MILE SPRINT—Blaine (TAM) 2026930273059225663248462881323008:00:00, Blaine (TAM), Blaine (TAM), Blaine (TAM).
2453996749331413816098

SHOT—Hooper (TAM) 55.5½*, Gross (TAM), Pratt (TAM), Williams (SMU), Samuelson (T).
 DISCUS—Hooper (TAM) 154-1¼, Gross (TAM), Williams (SMU), Samuelson (T), Pratt (TAM).
 JAVELIN—Mayeaux (TAM) 199-11, Ritchey (TCU), Hazard (A), Dollar (TAM), Knipple (TAM).
 440 RELAY—Texas (Scallorn, Carson, Hall, Thomas) 41.6, Rice, Texas A&M, Southern Methodist University, Arkansas.
 MILE RELAY—Southern Methodist University (Cox, Richardson, Dunlap, Crook) 3:23.7, Texas A&M, Texas Christian University, Texas, Rice.

* New meet record.

Border Conference Championships

Abilene, Tex., May 9, 1953

100—Jones (Tempe) 9.8, Fairley (Texas Tech), McCormick (Texas Western), Parsons (Arizona).
 220—Fairley (TT) 22.1, Parsons (A), Connell (TW), Hughes (A).
 440—Tuttle (A) 50.4, Leath (T), Herrington (T), Herr (TT).
 880—Fuller (A), Kiene (T), Harper (T), Gary (Hardin-Simmons). (No official time after disqualification of first place.)
 MILE—Dowlen (HS) 4:30.7, Brunson (HS), Gallagher (T), Broughton (T).
 2-MILE—Silva (T) 10:13.4, Flora (A), Decker (A), Glover (T).
 120 HIGH HURDLES—Prentice (T) 14.7, Jacobson (A), Monier (A), Peabody (T).
 220 LOW HURDLES—Jacobson (A) 24.8, Webster (A), Monier (A), Roberts (T).
 HIGH JUMP—Tie between Jacobson (A) and Roberts (T) 6-3¼, Whatley (HS), tie among Gribbs (T), Lee (T) and Poss (HS).
 BROAD JUMP—Griggs (T) 24-8, Lee (T), Peabody (T), Connell (TW).
 POLE VAULT—Kenly (T) 13-4, Hauser (A), Smalling (T), tie among Woods (A), King (TT) and Hermann (A).
 SHOT—Johnson (T) 46-5¼, Jankins (T), Storch (A), Lewis (A).
 DISCUS—Johnson (T) 151-7¼, Burrus (West Texas State), Schildmeyer (A), Allen (T).
 JAVELIN—Garcia (T) 213-1, Johnson (T), Storch (A), Cautchie (A).
 MILE RELAY—Tempe (Herrington, Holehan, Shumway, Leath) 3:22.7, Arizona, Texas Western, Texas Tech.


Texas Conference Meet

Abilene, Tex., May 19, 1953

TEAM SCORES—Abilene Christian 76½, Howard Payne 59, McMurry 27½.
 100—Townsend (HP) 10.0, Adrian (AC), Smith (AC), Rutledge (HP).
 220—Adrian (AC) 21.9, Smith (AC), Garner (AC), Blair (HP).
 440—Garner (AC) 49.5, Conder (AC), Chubb (McM), Horsley (McM).
 880—Owen (HP) 1:57.9, Martinez (McM), Henry (HP), Allen (HP).
 MILE—Allen (HP) 4:34.3, Tipps (HP), Leverett (HP), Newhouse (AC).
 120 HIGH HURDLES—Smith (AC) 15.1, Miller (HP), Hayes (AC), Nix (McM).
 220 LOW HURDLES—McCoy (AC) 25.3, Rutledge (HP), Smith (AC), Hayes (AC).
 HIGH JUMP—Vanover (AC) 6-3¾*, Miller (HP), tie between Hill and Hampton (HP).
 BROAD JUMP—Trenary (AC) 23-4¾, Moore (HP), Smith (AC), Hiller (HP).
 POLE VAULT—Hill (HP) 12, Cleveland (HP), tie between Nix (McM) and Wolf (AC).
 SHOT—Graham (McM) 45-3, Bennett (AC), Hilliard (AC), Birt (McC).
 DISCUS—Graham (McM) 145-5¼, Stapler (McM), Peace (AC), Bennett (AC).
 JAVELIN—Rutledge (HP) 176-6½, Morris (AC), Sittin (AC), Peace (AC).
 440 RELAY—Abilene Christian (Conder, Garner, Smith, Adrian) 42.2**, Howard Payne, McMurry.
 MILE RELAY—Abilene Christian (Fairley, Garner, Conder, Adrian) 3:22.4, McMurry, Howard Payne.

* New meet record.

** Ties meet record.



WILLIE WILLIAMS of Illinois takes the 1953 NCAA 100-yard dash from the field including (left to right) third-place Leslie Laing, a Jamaican Olympic gold medalist from Fresno State; Thane Baker, the runner-up from Kansas State; Guy Johnson, fifth finisher from California; Rod Richard, fourth-place man representing Illinois and sixth-place finisher Joe Schatzle, who is represented only by a foot in this photo. Schatzle, Richard and Blackburn, ran in a second echelon in the inside lanes, but all three hesitated at the start of the race.

NAIA Championships

Abilene, Tex., June 5-6, 1953

100—Bush (TSU) 9.6w, Washington (Lang) 9.6w, DeGraffred (Gram) 9.7w, Alldredge (TSU) 9.7w, Lenoir (La Tech) 9.7w, Gaines (Emp) 9.7w.
 220—Bush (TSU) 21.4wt, Washington (Lang) 21.4wt, Adrian (ACC) 21.5wt, Lenoir (La Tech) 21.5wt, Alldredge (TSU) 21.6wt, DeGraffred (Gram) 21.8wt.
 440—Adrian (ACC) 47.9, Balsey (SDS) 48.9, Garner (ACC) 49.8, Nickelberry (Bish) 49.8, Conder (ACC) 49.9, Williams (TSU) 50.8.
 880—Storing (Sea Pac) 1:54.1, Wilson (SDS) 1:54.4, Patterson (NTS) 1:56.0, Peter-son (Sea Pac) 1:56.5, Graham (NCA&T) 1:56.6, Beile (No Ill) 1:57.4.
 1200—Nash (So Dak St) 4:23.7, Pearson (So Dak St) 4:24.4, Sturak (SDS) 4:24.7, Whit (White) 4:28.9, Patrick (So Dak St) 4:35.9, Skelton (No Ill) 4:43.8.
 1500—Frost (Ft Hays) 9:47.6, Swan (WWCE) 9:54.0, Nash (So Dak St) 10:00.3, Moor (Hast) 10:02.7, Bechtel (McPh) 10:06.0, Brown (Ricks) 10:07.4.
 50 YD HURDLES—Stevens (Tenn A&I) 14.3w, Calhoun (NCC) 14.5w, Chadwick (OBU) 14.6w, Cook (ETS) 14.7w, Chance (OBU) 14.8w, Mai (Baker) 15.7w.
 120 YD HURDLES—Mai (Baker) 24.5t, Stevens (Tenn A&I) 24.6t, Cook (ETS) 24.6w, Calhoun (NCC) 24.8t, Chance (OBU) 26.1t.
 200 YD HURDLES—Johnson (Pepp) 53.9, Chance (OBU) 55.4, McCoy (ACC) 56.0, Wingo (WIC) 58.0, Popowski (So Dak St) 58.1, Ricks (Ricks) 1:01.2.
 400 YD HURDLES—Holding (ETS) 6-9¼, Page (SDS) 6-6, Vanover (ACC) 6-4, tie among Holdren (Ft Hays), McCullough (NCA&T) Parks (Union), Hall (SWTS), Chadwick (WWCE) and Hoskings (Emp St) 6-2.
 BROAD JUMP—Frichs (Mank) 23-7¾w, Walters (NTS) 23-2¾, Trenary (ACC) 23-1, Smith (PVA&M) 22-9¼w, Poss (H-S) 22-1¼w, Robinette (White) 22½w.
 POLE VAULT—Tie between Montgomery (Ft Hays) and Peavy (SWTS) 13-3, tie among Crawford (Ea Ill), Kanehl (Dr) and Klise (White) 12-6, tie among Hall (Hast), Hill (HP), Kendall (Sea Pac) and Reeves (Washb) 12-0.
 800 YD PUT—Retzlaff (So Dak St) 50-8½, Jurgens (CWCE) 47-7¾, Goodell (Emp St) 46-11, Swarengen (Ill Norm) 46½, Bilberry (South) 45-7, Hill (SWTS) 44-2¾.
 1000 YD PUT—Retzlaff (So Dak St) 164-11¾, Swarengen (Ill Norm) 155-4¼, Burrus

(WTS) 147-9½, Jurgens (CWCE) 146-1¼, McGuire (W Mont) 143-0, Branscome (NTS) 141-8¼.
JAVELIN—Eudeikis (Ill Norm) 197-1¾, Lillequist (EWCE) 186-11¾, Benner (CWCE) 194-6¼, Krone (Morn) 192-2, Page (SDS) 183-10, Saxon (ENMU) 182-1½.

Texas Relays

Austin, Tex., March 27-28, 1953

100—Baker (Kansas State) 10.0 Thomas (Texas), Wells (Oklahoma (A&M), McBride (Houston), Townsend (Howard Payne)).
MILE—Drummond (Oklahoma) 4:12.3*, Landquist (OAM), Heber (Arkansas), Rouse (O), Spencer (T), Light (T).
3000-METER—Eckhoff (OAM) 8:35.1**, Drummond (O), Blaine (Texas A&M), Geller (OAM), Brown (A), Jerns (KS).
120 HIGH HURDLES—Biberstein (K) 14.9, Dodson (O), Scallorn (T), Smith (North Texas State), Farrell (Texas Tech), Donaldson (Baylor).
HIGH JUMP—Holding (East Texas State) 6-6, tie between Wilborn (OAM) and Vanover (Abilene Christian), tie among Billings (T), Delaney (T), Thomas (TAM) and Wilkinson (KS).
BROAD JUMP—Price (O) 24-11½, Ragsdale (TAM), Meeks (H), Williams (Wabash), Beavers (Rice), Hazard (A).
POLE VAULT—Marks (TAM) 13-6, Spradlin (TAM), tie between Peavy (Southwest Texas State) and Steanson (K), tie among Hill (HP), Hooker (Southern Methodist) and Hoffman (T).
SHOT—Hooper (TAM) 56-2¾**, Spillios (H), Gross (TAM), Pratt (TAM), Samuelson (T), Williams (SMU).
DISCUS—Hooper (TAM) 158-4¾, Samuelson (T), Burrus (West Texas State), Spillios (H), Gross (TAM), Graham (McMurry).
JAVELIN—Ritchey (Texas Christian) 179-4, Hazard (A), Mayeaux (TAM), Hutsman (W), Swim (K), Dollar (TAM).
440 RELAY—Texas (Scallorn, B. Carson, J. Carson, Thomas) 41.7, Houston, Kansas State, Oklahoma A&M, Texas A&M, Baylor.
880 RELAY—Texas (Miller, B. Carson, J. Carson, Thomas) 1:26.2, Kansas State, Texas A&M, Southern Methodist, Houston, Baylor.
MILE RELAY—Oklahoma A&M (Ashmore, Heard, Rice, Firth) 3:16.6, Kansas State, Texas A&M, Houston, Southern Methodist, Arkansas.
2-MILE RELAY—Kansas (Dalzell, Koby, Wilson, Santee) 7:41.8**, Texas, Oklahoma A&M, Texas A&M.
4-MILE RELAY—Kansas (Dalzell, Koby, Wilson, Santee) 17:44**, Texas A&M, Drake, Arkansas.
SPRINT MEDLEY—Kansas (Smoth, Cindrich, McGlinn, Santee) 3:21.8**, Kansas State, Oklahoma A&M, Rice, Southern Methodist, Texas Christian.
DISTANCE MEDLEY—Kansas (Smith, Dalzell, Koby, Santee) 10:15.7, Texas, Texas A&M, Arkansas, Oklahoma.
COLLEGE 440 RELAY—Abilene Christian (Smith, Garner, McCoy, Adrian) 42.5, Howard Payne, North Texas State.
COLLEGE 880 RELAY—Abilene Christian (Garner, Smith, McCoy, Adrian) 1:27.6, Howard Payne, North Texas State.
COLLEGE MILE RELAY—Abilene Christian (Fairley, Garner, McCoy, Adrian) 3:20.8, McMurry.
COLLEGE SPRINT MEDLEY—North Texas State (Lindsey, Renfro, Teague, Patterson) 3:31.2, Southwest Texas State, McMurry, Abilene Christian.

* Ties meet record.

** New meet record.

Border Olympics

Laredo, Tex., March 14, 1953

UNIVERSITY DIVISION

100—Thomas (Texas) 9.7, Wells (Oklahoma A&M), McBride (Houston), Goode (Southern Methodist U).
 220—Thomas (T) 20.6, Wells (OAM), Goode (SMU), B. Carson (T).
 440—Baker (T) 1:20.3, Smith (OAM), Daniels (Rice), Richers (H).
 880—Heard (OAM) 1:56.4, Davis (R), Rogers (T), Kleb (Texas A&M).
MILE—Eckhoff (OAM) 4:16.5*, Derouen (TAM), Hudgens (TAM), Neighbor (T).

500-METER—Eckhoff (OAM) 9:27.9*, Blaine (TAM), Spence (T), Lowe (SMU).
120 HIGH HURDLES—Scallorn (T) 14.9, Wilborn (OAM), Blake (TAM), Hartung (TAM).
300 LOW HURDLES—Ragsdale (TAM) 23.9, Thomas (T), Scallorn (T), Wilborn (OAM).
HIGH JUMP—Tie between Billings and Delaney (T) 6½, tie between Vrooman and Wilborn (OAM).
BROAD JUMP—Ragsdale (TAM) 23-11*, Meeks (H), Babb (T), Skaines (H).
POLE VAULT—Tie among Marks (TAM), Spradlin (TAM) and Hoffman (T) 12-9½, tie among Perry (OAM), Bernet (SMU), Hooker (SMU) and Maples (SMU).
SHOT—Hooper (TAM) 54-3¼*, Gross (TAM), Spillios (H), Pratt (TAM).
DISCUS—Hooper (TAM) 165-1, Spillios (H), Gross (TAM), Samuelson (T).
JAVELIN—Mayeaux (TAM) 185-6½, Ritchey (Texas Christian U.), Dollar (TAM), Dollahite (TAM).
440 RELAY—Texas (Turner, B. Carson, J. Carson, Thomas) 41.9**, Houston, Oklahoma A&M, Southern Methodist U.
MILE RELAY—Oklahoma A&M (Rice, Heard, Firth, Ashmore) 3:18.7, Houston, Southern Methodist U., Rice.

COLLEGE DIVISION

100—Townsend (Howard Payne) 10.0, Teague (North Texas State), Riley (East Texas State), Renfro (NTS).
 220—Teague (NTS) 22.0, Townsend (HP), Renfro (NTS), Lewis (Southwest Texas State).
 440—Lindsey (NTS) 48.6* Adrian (Abilene Christian), Garner (ACC), Weekley (HP).
 880—Patterson (NTS) 1:58.2, Reyna (SWTS), Rodriguez (NTS), Chubb (McMurry).
MILE—Imel (NTS) 4:25.2, Reyna (SWTS), Rodriguez (NTS), Allen (HP).
120 HIGH HURDLES—Ragers (HP) 15.6, Smith (NTS), Kelly (NTS), Hampton (HP).
300 LOW HURDLES—McCoy (ACC) 24.9, Clark (ACC), Dickey (SWTS), Johnson (ETS).
HIGH JUMP—Holding (ETS) 6-7¼*, tie between Whatley (Hardin-Simmons) and Vanover (ACC), tie between Kelly (NTS) and Peavy (SWTS).
BROAD JUMP—Trenary (ACC) 21-8½, Kosarek (SWTS), Poss (HS), Musgrove (ETS).
POLE VAULT—Tie between Peavy (SWTS) and Lucas (NTS) 12-6, tie among Rightmer (SWTS), Hall (SWTS) and Hill (HP).
SHOT—Kemp (ETS) 46¼, Cavaglieri (NTS), Whatley (SWTS), Branscome (NTS).
DISCUS—Branscome (NTS) 148-5*, Graham (McM), Corder (ETS), Peace (ACC).
JAVELIN—Rutledge (HP) 182-5, Peavy (SWTS), Holding (ETS), Morris (ACC).
440 RELAY—Howard Payne (Townsend, Blair, Rutledge, Weekley) 42.8, Abilene Christian, North Texas State, East Texas State.
MILE RELAY—North Texas State (Lindsey, Smith, Patterson, Teague) 3:23.4, Abilene Christian, East Texas State, McMurry.

* New meet record.

** Ties meet record.

Southwest Recreation Meet

Ft. Worth, Tex., March 7, 1953

UNIVERSITY DIVISION

TEAM SCORES—Oklahoma A&M 63 1/5, Southern Methodist 31 2/5, Loyola (La.) 18, Texas Tech 14, Baylor 9 1/3, Texas Christian 7 1/5.
 100—Wells (OAM) 9.7, Goode (SMU), Jones (B), Fairley (TT).
 220—Wells (OAM) 22.2, Goode (SMU), Fairley (TT), Cox (SMU).
 440—Firth (OAM) 49.4, Crooks (SMU), Ashmore (OAM), Dunlap (SMU).
 880—Heard (OAM) 1:56.4*, Richardson (SMU), Chauvin (L), Stover (OAM).
MILE—Eckhoff (OAM) 4:17.2*, Geller (OAM), Lowe (SMU), Chauvin (L).
120 HIGH HURDLES—Wilborn (OAM) 15.0, Farrell (TT), Coleman (B), Weekley (SMU).
220 LOW HURDLES—Wilborn (OAM) 26.3, Farrell (TT), Baradell (L), Jordan (B).
HIGH JUMP—Tie between Cowley (B) and Wilborn (OAM) 5-10½, Ritchey (TCU) 5-8 1/3, tie among Wright (OAM), Blackman (SMU), Guidry (SMU), Dacus (TCU) and Puckett (TCU) 5-6¼.
BROAD JUMP—Wright (OAM) 21-7, Covey (TT) 21-6¼, Welbourne (OAM) 20-6¼, Jones (TT) 19-10½.
POLE VAULT—Tie between Hymel (L) and Perry (OAM) 12, Maples (SMU) 11-6, tie

among Hayes (B), Ritchey (TCU) and Dacus (TCU) 11.
 SHOT—Rocker (L) 48-2, Williams (SMU) 44-10, Ritchey (TCU) 44-3¾, Hairston (SMU) 43-10¼.
 DISCUS—Williams (SMU) 139-8, Rocker (L) 136-7¾, Jacks (OAM) 131-1½, Brandau (L) 128-6.
 MILE RELAY—Oklahoma A&M (Rice, Williams, Ashmore, Firth) 3:24.1, SMU, TCU, Texas Tech.
 SPECIAL 440 RELAY—Oklahoma A&M (Wells, Firth, Ashmore, Muncrief) 42.9, Baylor, Texas Tech, East Texas State.

* New meet record.

COLLEGE DIVISION

TEAM SCORES—North Texas State 60½, Abilene Christian 26, East Texas State 15, McMurray 13, Kansas State Teachers 11, Howard Payne 9½, Stephen F. Austin 6, Oklahoma Baptist 1.
 100—Teague (NTS) 10.0, Fairley (ACC), Brown (ETS), Riley (ETS).
 220—Teague (NTS) 22.4, Renfro (NTS), Brown (ETS), Kiley (ETS).
 440—Lindsey (NTS) 49.5*, Adrian (ACC), Garner (ACC), Chubb (M).
 880—Patterson (NTS) 1:59.8, Rodriguez (NTS), Chaney (SFA), Maxwell (ACC).
 MILE—Imel (NTS) 4:27.7, Rodriguez (NTS), Allen (HP), Evans (SFA).
 120 HIGH HURDLES—Smith (NTS) 15.2, Buchanan (KST), Bone (SFA), Lair (OB).
 220 HIGH HURDLES—Buchanan (KST) 25.3, McCoy (ACC), Smith (NTS), Johnston (ETS).
 HIGH JUMP—Holding (ETS) 6-7, Vanover (ACC) 6-6, Kelly (NTS) 6-2, Sibley (SFA) 5-8.
 BROAD JUMP—Trenary (ACC) 21-3, Walters (NTS) 20-11½, Horsley (M) 20-3¾, Lucas (NTS) 19-11¾.
 POLE VAULT—Hall (HP) 12-6, tie between Lucas (NTS) and Cleveland (HP) 12-4, Keoghan (NTS) 11-6.
 SHOT—Graham (M) 45, Cavagilere (NTS) 44-1, Branscome (NTS) 43-4, Kemp (ETS) 43-1½.
 DISCUS—Branscome (NTS) 140-7½, Graham (M) 137-2¾, Corder (ETS) 131-7½, Peace (ACC) 130-5½.
 MILE RELAY—Abilene Christian (Fairley, McCoy, Garner, Adrian) 3:55.5, Kansas State Teachers, McMurry.

* Ties meet record.

Aggie Relay Preview Stillwater, Okla., March 21, 1953

100—Buie (Pittsburg Teachers) 9.5, Wells (Oklahoma A&M). (Betters meet record of 9.7, but will not be allowed due to wind.)
 3000-METER—Eckhoff (OAM) 8:45.7*, Drummond (O).
 120 HIGH HURDLES—Dobson (Oklahoma) 14.3, Wilborn (OAM). (Betters meet record but will not be allowed due to wind.)
 220 INTERMEDIATE HURDLES—Dobson (O) 24.5*, Innis (OAM).
 HIGH JUMP—Whiddon (O) 5-10, tie between Vrooman and Wilborn (OAM).
 BROAD JUMP—Price (O) 24-10*, Hightower (Wichita).
 POLE VAULT—Peery (OAM) 12-6, tie between Grassman (OAM) and Grimm (W).
 SHOT—Lawyer (O) 47-1, Whiddon (O).
 DISCUS—Summers (W) 136-11¾, Jacks (OAM).
 JAVELIN—Tripp (PT) 186-10, Huffman (PT).
 440 RELAY—Oklahoma (Beeler, Lee, Price, Cox) 41.3*, Oklahoma A&M.
 880 RELAY—Oklahoma (Beeler, McCormick, Cox) 1:27.8, Oklahoma A&M.
 MILE RELAY—Oklahoma (Woods, Lee, McCormick, Cox) 3:16.5*, Oklahoma A&M.
 2-MILE RELAY—Arkansas (Donnally, Hooker, Eshbough, Heber) 8:05.2, Oklahoma A&M.
 SPRINT MEDLEY—Oklahoma A&M (Rice, Firth, Ashmore, Heard) 3:27.2*, Oklahoma.
 DISTANCE MEDLEY—Oklahoma (Beeler, Woods, Rouse, Drummond) 10:24*, Arkansas.
 COLLEGE 440 RELAY—Pittsburg Teachers (Suenran, Brady, Buchanan, Buie) 43.5, Oklahoma Baptist.
 COLLEGE MILE RELAY—Pittsburg Teachers (Suenran, Brady, Buchanan, Buie) 3:26.8, Oklahoma Baptist.

* New meet record.

THE ROCKY MOUNTAINS

Mountain States Conference Championships

Salt Lake City, Utah, May 22-23, 1953

TEAM SCORES—Colorado A&M 62, Utah 47½, Montana 42, Brigham Young 34 2/3, Wyoming 20½, Utah State 15, New Mexico 2 1/3, Denver 1.
 100—Burl (CAM) 9.5, Brant (M), Fuenning (BY), Newbold (U), Yates (U).
 220—Burl (CAM) 21.3, Brant (M), Fuenning (BY), Newbold (U), Osborne (CAM).
 440—Tovey (U) 49.1, Reynolds (M), Davies (CAM), Conner (M), Gregory (CAM).
 880—Carlin (W) 1:56.4, D. Anderson (US), P. Anderson (BY), Dorsey (CAM), Madrid (W).
 MILE—Madrid (W) 4:21.7, Lundell (BY), Rife (M), Sackschewsky (CAM), Furr (U).
 2-MILE—Lundell (BY) 9:48.6, Miller (CAM), Morris (U), Rife (M), Sackschewsky (CAM).
 120 HIGH HURDLES—Millet (BY), 14.8, Linley (M), Eades (CAM), Crumpacker (CAM), Wilson (U).
 220 LOW HURDLES—Yates (U) 23.1*, Millet (BY), Sorrel (CAM), Brown (US), Crumpacker (CAM).
 HIGH JUMP—Clark (U) 6-5, tie among Dunn (M), Bonham (BY) and Long (CAM), Fulton (U).
 BROAD JUMP—Flowers (CAM) 23-7, Rushing (W), Fuenning (BY), Hudson (M), Garner (US).
 POLE VAULT—Riddell (CAM) 13-6, tie between Jackson (U) and Bell (W), Hartman (CAM), tie among Oscarson (BY), Black (NM) and Meadows (BY).
 SHOT—Luckman (M) 48-4¾, Erz (US), Pitcher (CAM), Smith (U), Beach (M).
 DISCUS—Jessen (U) 144-1, Achziger (CAM), Saunders (US), Nakken (U), Jarman (BY).
 JAVELIN—Utsond (M) 192-1, Fulton (U), Pitcher (CAM), Linder (NM), Noreiga (D).
 MILE RELAY—Utah (Adams, Prince, Newbold, Tovey) 3:21.7, Colorado A&M, Montana, Wyoming, Utah State.

* New meet record.

Eastern Division Meet, Mountain States Conference

Ft. Collins, Colo., May 16, 1953

TEAM SCORES—Colorado A&M 131, Wyoming 50, New Mexico 23, Denver 17.
 100—Burl (CAM) 9.8, Sorrell (CAM), Badinelli (W), Rushing (W), Dodge (CAM).
 220—Burl (CAM) 22.4, Badinelli (W), Osborne (CAM), Dodge (CAM), Graves (D).
 440—Davies (CAM) 51.5, Ehrlich (CAM), Tucker (NM), Peyton (W), Frazier (W).
 880—Carlin (W) 2:00.4, Dorsey (CAM), Madrid (W), Hinderlinder (CAM), Jennings (CAM).
 MILE—Madrid (W) 4:32.9, Kortz (W), Sackschewsky (CAM), Bast (CAM), Smith (W).
 2-MILE—Miller (CAM) 10:24, Sackschewsky (CAM), Elder (W), Slotta (W), Smith (W).
 120 HIGH HURDLES—Crumpacker (CAM) 15.3, Eades (CAM), Cox (NM), Shalla (CAM), Lee (NM).
 220 LOW HURDLES—Sorrell (CAM) 2:05.2, Crumpacker (CAM), German (CAM), Lee (NM), Rushing (W).
 HIGH JUMP—Tie among Long (CAM), Mauries (D) and Lyons (CAM) 6-½, tie among Blair (D), Black (NM) and Gregory (CAM).
 BROAD JUMP—Tie between Mikkelson (CAM) and Flowers (CAM) 23-½, Schell (W), Rushing (W), German (CAM).
 POLE VAULT—Riddell (CAM) 13, tie among Black (NM), Robinson (D) and Hartman (CAM), Dupree (CAM).
 SHOT—Pitcher (CAM) 47-½, Achziger (CAM), Anderson (NM), Schell (W), Binley (W).
 DISCUS—McCarthy (D) 141, Achziger (CAM), Hoff (CAM), Schell (W), Pitcher (CAM).
 JAVELIN—Pitcher (CAM) 160-4, Linder (NM), Sniff (CAM), Noriega (D), Lee (NM).
 MILE RELAY—Colorado A&M 3:29.8, Wyoming, New Mexico, Denver.

Western Division Meet, Mountain States Conference

Provo, Utah, May 16, 1953.

TEAM SCORES—Montana 55 5/6, Brigham Young 52 1/3, Utah 37 1/3, Utah State 19 1/2.
 100—Brant (M) 9.7, Fuenning (BY), Newbold (U), Brown (US).
 220—Brant (M) 21.0, Fuenning (BY), Newbold (U), Lonner (M).
 440—Tovey (U) 48.8, Conner (M), Brown (BY), Lonner (M).
 880—Anderson (BY), 1:59, Anderson (US), Halverson (M), Brown (BY).
 MILE—Rife (M) 4:17.7, Lundell (BY), James (BY), Howard (BY).
 2-MILE—Lundell (BY) 9:36.3, Rife (M), Morris (U), Woodward (US).
 120 HIGH HURDLES—Millet (BY) 14.9, Lindsey (M), Wilson (U), Madsen (U).
 220 LOW HURDLES—Millet (BY) 23.5, Yates (U), Brown (US), Wilson (U).
 HIGH JUMP—Clark (U) 6-3, Bonham (BY), Fulton (U), tie between Spainhower (US) and Dunn (M).
 BROAD JUMP—Utsond (M) 23-1 3/4, Hudson (M), Ford (US), Fuenning (BY).



LONGEST OF THE VARSITY LONG JUMPERS last spring was Marquette's John Bennett. This versatile Hilltopper junior outclassed his opposition, as usual, to win the NCAA title with a leap of 25 ft. 3 3/8 in.

POLE VAULT—Tie among Jackson (U), Tarrant (M) and Meadows (BY) 12-6, Delaney (M).
 SHOT—Erz (US) 49, Luckman (M), Beach (M), Smith (U).
 DISCUS—Jessen (U) 138-2, Beach (M), Jarman (BY), Nakkam (U).
 JAVELIN—Jarnan (BY) 184-5, Trontell (US), Stocking (M), Fulton (U).
 MILE RELAY—Montana (Smith, Reynolds, Archabold, Conner) 3:20.5, Brigham Young, Utah State, Utah.

Rocky Mountain Conference Championships

Colorado Springs, Colo., May 16, 1953

TEAM SCORES—Idaho State 73, Colorado State 46, Colorado College 33 1/2, Montana State 29, Western State 21 1/2, Colorado Mines 21.
 100—Howell (CC) 9.8, Adams (CS), Martindale (IS), Sohl (MS), Patterson (MS).
 220—Howell (CC) 22.6, Martindale (IS), Sohl (MS), West (IS), Patterson (MS).
 440—West (IS) 52.3, Koval (IS), Carey (WS), Clark (CC).
 880—Rowian (IS) 2:04, Pfeiffer (CC), Smith (CS), Bell (CS), Bagley (IS).
 MILE—Hoover (CS) 4:42.5, Hertzman (MS), Anderson (IS), Ensley (WS), Effenberger (M).
 2-MILE—Ensley (WS) 11:00, Chapin (CM), Anderson (IS), Hertzman (MS), Bond (CS).
 120 HIGH HURDLES—Despard (IS) 15.4, Olson (CC), Knox (CS), Schock (MS), Hoover (IS).
 220 LOW HURDLES—Despard (IS) 25.9, Hoover (IS), Schock (MS), Tindall (CM), Olson (CC).
 HIGH JUMP—Horracks (IS) 5-10, tie among Price (WS), Tindall (CM), Beckman (IS) and Bauer (IS).
 BROAD JUMP—Patterson (MS) 19-3, Moore (CS), Horracks (IS), Webb (IS), tie between Snyder (CC) and Whitescarver (CM).
 POLE VAULT—Tie between Moore (CS) and Perriman (CS) 11-10, tie among Whitescarver (CM), Childers (CS) and Lutey (MS).
 SHOT—Prothe (CS) 49-8 3/4, Essary (MC), Bauer (IS), Demos (CC), Minkel (CS).
 DISCUS—Bauer (IS) 135-10, Demos (CC), Essary (CM), Prothe (CS), Hertzke (WS).
 JAVELIN—Tasma (WS) 166, Lloyd (MS), Stenson (CS), Snyder (CC), Trump (CS).
 MILE RELAY—Idaho State (Martindale, West, Powell, Koval) 3:35.3, Colorado College, Western State, Colorado Mines, Colorado State.

Colorado Relays

Boulder, Colo., April 25, 1953

TEAM SCORES—Colorado A&M 16, Lowry Field 14, Colorado 12, Wyoming 11, Utah 8, Ft. Hays State 4, Denver 1.
 100—Burl (CA&M) 9.8, Osborne (CA&M), Newbold (Ut), Tovey (Ut), Lee (New Mexico).
 120 HIGH HURDLES—Eades (CA&M) 15.3, Lewis (Colo), Jackson (Ut), Cox (NM), Dwyer (FH).
 HIGH JUMP—Wedgeworth (Lowry) 6-3, tie among Fulton (Ut), Mauries (Den), Anderson (FH) and May (Lowry) 6-2.
 BROAD JUMP—Rushing (Wyo) 22-9 1/2, Mikkelson (CA&M) 22-5 3/4, Flowers (CA&M) 22-3 3/4, McGillivray (FH) 22-2, Taylor (Ut) 21-4 7/8.
 POLE VAULT—Plooster (Colo) 13-0, tie between Montgomery (FH) and Hartman (CA&M) 12-6, tie among Griffith (Den), Dupree (CA&M) and Black (NM) 12-0.
 SHOT PUT—Prothe (S) 48-4, Smith (Ut) 47-3, Wassam (Colo) 47-1 3/4, Pitcher (CA&M) 45-1 3/4, Schell (Wyo) 44-8.
 DISCUS—Fuchs (umat) 147-11, Achziger (CA&M) 141-6, McCarthy (Den) 140-4 1/2, West (umat) 137-6.
 JAVELIN—Wassam (Colo) 196-2, Linder (NM) 185-4, Pitcher (CA&M) 181-9, Kohls (Lowry) 178-2, Noreiga (Den) 172-11.
 440 RELAY—Colorado A&M (Osborne, Crumpacker, Sorrell, Burl) 42.5, Lowry AFB, Utah, Denver.
 880 RELAY—Lowry AFB (Hudson, Dobbs, Taylor, Ulrich) 1:27.7, Colorado A&M, Utah, Wyoming, New Mexico.
 MILE RELAY—Lowry AFB (Hudson, Dobbs, Taylor, Kilgore) 3:22.7, Colorado A&M, Colorado, Fort Hays, Wyoming.
 MILE TEAM RACE—Colorado (Barlow, Clark, Gavito, Creighton), Wyoming, Utah, Lowry AFB, Madrid (Wyo) individual winner in 4:27.8.
 DISTANCE MEDLEY RELAY—Colorado (Scarff, Creighton, Clark, Barlow) 10:54.8, Colorado A&M, Wyoming, Utah, Fort Hays.

THE PACIFIC COAST

Pacific Coast Conference Championships

Palo Alto, Calif., May 28-30, 1953

TEAM SCORES—Southern California 59½, California 37½, Stanford 30½, Washington State 27½, UCLA 24½, Oregon 14, Washington 14, Idaho 10½, Oregon State 7.
 100—Richard (UCLA) 9.8, Graffio (SC), Gary (WS), Blackburn (C), Brock (OS).
 220—Richard (UCLA) 21.4, Lea (SC), Gary (WS), Sorgen (C), Brock (OS).
 440—Lea (SC) 47.3, George (S), Anderson (O), Timmerman (C), Hutchinson (C).
 880—Spurrer (C) 1:52.7, Sage (UCLA), Link (WS), Nelson (C), Clement (O).
 MILE—Fornia (W) 4:12.3, Simpson (C), Carter (UCLA), Clark (I), Martin (O).
 2-MILE—Fisher (WS) 9:17.8, Gourley (I), Meyer (W), Reed (S), Phillips (UCLA).
 120 HIGH HURDLES—Davis (SC) 14*, Wood (S), Mathias (S), Bellue (C), Wright (SC).
 220 LOW HURDLES—Davis (SC) 23.2, Mathias (S), Sweeney (I), Clarke (SC), Timmerman (C).
 HIGH JUMP—Tie among Shelton (SC), McCants (WS) and Ronquillo (SC) 6-6, tie between Leach (SC) and Fishback (S).
 BROAD JUMP—Skartvedt (W) 23-8¾, Greenwood (C), Richardson (WS), tie between Mattson (C) and Sweeney (I).
 POLE VAULT—Packwood (O) 13-9, tie between Eilers (UCLA) and Anderson (WS), tie among Volkert (C), Hickenbottom (O) and Hecht (SC).
 SHOT—O'Brien (SC) 58-2½, Hertz (S), Wetter (UCLA), Mathias (S), Norris (C).
 DISCUS—Iness (SC) 147-¾, O'Brien (SC), Mathias (S), Renfro (S), McCants (WS).
 JAVELIN—Sutton (OS) 208-¾, Righter (C), Adams (C), Genther (SC), Long (S).
 MILE RELAY—Southern California (Griffin, Hendrix, Sorgen, Lea) 3:16, California, Oregon, Washington State, Washington.

* Ties meet record.

Northern Division Meet, Pacific Coast Conference

Eugene, Ore., May 23, 1953

TEAM SCORES—Washington State 51½, Washington 40¾, Oregon 34½, Idaho 20¾, Oregon State 17½.
 100—Gary (WS) 9.8, Brock (OS), Springbett (O), Hutchinson (W).
 220—Gary (WS) 21.5, Brock (OS), Hutchison (W), Anderson (O).
 440—Richardson (WS) 49.5, Anderson (O), Clement (O), Horner (WS).
 880—Link (WS) 1:58.0, Clement (O), Cameron (W), Loftis (O).
 MILE—Fornia (W) 4:22.4, Martin (O), Clark (I), Turner (O).
 2-MILE—Meyer (W) 9:22.6*, Gourley (I), Fisher (WS), Reiser (O).
 120 HIGH HURDLES—Sweeney (I) 15.2, Packwood (O), Guenther (W), Swalm (O).
 220 LOW HURDLES—Sweeney (I) 23.8, Guenther (W), Packwood (O), Widenfelt (W).
 HIGH JUMP—McCants (WS) 6-4, Widenfelt (W), tie among Sweeney (I), Faucett (O), Skartvedt (W) and Packwood (O).
 BROAD JUMP—Sweeney (I) 22-9, Skartvedt (W), Richardson (WS), Widenfelt (W).
 POLE VAULT—Packwood (O) 14, tie between Anderson (WS) and Holmes (OS), Man-nex (O).
 SHOT—Wardlow (W) 47-2½, McFarland (WS), Parsons (W).
 DISCUS—Messenger (WS) 144.2, Englund (WS), Widenfelt (W), Wardlow (W).
 JAVELIN—Sutton (OS) 196.7, Church (OS), Duncan (WS), Thurman (WS).
 MILE RELAY—Washington State (Horner, Cave, Link, Richardson) 3:25.3, Oregon, Washington, Oregon State.

* New meet record.

California Collegiate Athletic Championships

Fresno, Calif., May 2, 1953

100—Robinson (Fresno) 9.7, Turner (F), Pitts (Los Angeles State), Johnson (Pepper-dine).

200—Turner (F) 21.5, Laing (F), Williams (San Diego State), Bravo (Cal Poly).
 400—Laing (F) 48.7, Balsley (SD), Williamson (P), Bell (LA).
 800—Wilson (SD) 1:55.4, Hunt (SD), Harms (F), Scarborough (CP).
 1600—Sturak (SD) 4:19.2, Wyman (SD), Harms (F), Lockner (P).
 3200—Sturak (SD) 9:52.2, Thornton (F), Collins (CP), Brooks (SD).
 5000 HIGH HURDLES—Robinson (F) 14.6, Johnson (P), Burke (LA), Ward (F).
 10000 LOW HURDLES—Johnson (P) 23*, Robinson (F), Asman (LA), Ward (F).
 10000 HIGH JUMP—Tie between Younker (LA) and Page (SD), 6-2, tie between Bishel (F) and Riddick (Santa Barbara) 6.
 BROAD JUMP—Andrews (P) 23-2, Ferguson (P) 23½, Gambini (F) 22-10¾, Donnelly (SD) 21-7½.
 POLE VAULT—Barnes (F) 14-4½*, Ferguson (P) 13-6, tie between Chelborad (F) and Whitenek (P) 12-6.
 SHOT—Elwess (P) 52-2½*, Humphries (P) 50-½, Bell (F) 46-6, Counts (F) 46-¾.
 DISCUS—Snelling (F) 142-2, Elwess (P) 138-10¾, Humphries (P) 134-4½, Hylton (C) 128-11¾.
 JAVELIN—Dylton (CP) 190-½, Darby (F) 184-¾, Riddick (SB) 178-6¾, Hamm (F) 178-3 1/3.
 MILE RELAY—San Diego State (Williams, Wilson, Straub, Balsley) 3:20.5, Fresno, Pepperdine.

* New meet record.

Southern California Conference

Los Angeles, Calif., April 21, 1953

TEAM SCORES—Occidental 93, Whittier 37½, Cal Tech 13, Redlands 12, Pomona-C Claremont 9½.
 100—Noble (O) 10.2, Hess (O), Donaldson (O), Munn (CT).
 200—Presber (O) 22.3, Zeigler (W), Gerry (O), Miller (O).
 400—Schmitt (O) 49.6, Speer (O), McFadden (O), Zeigler (W).
 800—Munroe (O) 1:56, Weed (W), Laurence (W), Trader (O).
 MILE—Bonham (W) 4:18.4, Terrill (O), Southgate (O), Keck (W).
 2-MILE—Fiddler (O) 9:32.7, Waltmire (W), Wummerling (O), Calvin (PC).
 120 HIGH HURDLES—McMillin (W) 15.4, Bennett (O), Freeman (O), Guyer (PC).
 220 LOW HURDLES—Clarke (O) 24.1, Notice (O), McMillin (W), Anderson (PC).
 HIGH JUMP—Sinclair (O) 6-2¾, Irvin (PC), tie among Winchester (W), Tyler (CT) and K. Gilliland (O).
 BROAD JUMP—Tyler (CT) 22-2, Bennett (O), tie between Harris (W) and Mills (PC).
 POLE VAULT—Tie between Regan (O) and Fox (W) 13, Sackman (W), Conant (O).
 SHOT—Valadez (R) 46-7½, Kimball (O), Kaiser (CT), Stalcup (R).
 DISCUS—Valadez (R) 143-9½*, Kimball (O), Novinger (O), Spivey (W).
 JAVELIN—Norton (O) 180-10¾, Hodges (CT), Cain (O), Stalcup (R).
 MILE RELAY—Occidental (Schmitt, Trader, Norton, Speer) 3:19.9, Whittier, Pomona-C Claremont, Cal Tech.

* New meet record.

Northwest Conference Championships

Salem, Ore., May 16, 1953

TEAM SCORES—Willamette 74, Whitman 51, Lewis & Clark 40, Pacific U. 35, Linfield 19, College of Idaho 6.
 100—Cook (L&C) 10.2, Cocking (Wil), Zoelch (Wil), Robinette (Wh), Crawford (Wh).
 200—Mills (O) 22.3, Van Horn (Wil), Owens (I), Crawford (Wh), Cook (L&C).
 400—Hays (Wh) 51.6, Stewart (P), Fowler (Wh), Bergman (Wil), Kohlmeier (P).
 800—Parrott (Wh) 1:59.6*, Miller (Wil), Hovis (Wil), Bradshaw (Wh), Bergmann (Wh).
 MILE—Parrott (Wh) 4:25.1, Stephenson (Wil), Empey (Wil), Bradshaw (Wh), Gauthier (L).
 2-MILE—Hibbert (Wh) 10:12, Empey (Wil), Gauthier (L), Stephenson (Wil), Bartley (L&C).
 120 HIGH HURDLES—Benson (Wil) 15.4, Schiewe (L), Standifer (Wil), Craif (P), Schroeder (L&C).
 220 LOW HURDLES—Cook (L&C) 25, Benson (Wil), Owens (I), Schroeder (L&C), Schiewe (L).
 HIGH JUMP—Tarpenning (L) 6-¾*, tie among Chiodo (L&C), Gengler (L&C), Colvard (Wil) and Schulze (Wil).

BROAD JUMP—Robinette (Wh) 23-5*, Chiodo (L&C), Cook (L&C), Leeman (P), Tennant (P).
POLE VAULT—Klise (Wh) 12-6, Gengler (L&C), tie among Hatfield (P), Malcolm (Wil) and Armstrong (P).
SHOT—Hitchman (Wil) 44-8, Flexer (Wh), Gilsan (Wil), Adams (L&C), Martin.
DISCUS—Wilson (Wil) 136-10½, Young (P), Adams (L&C), Holzgang (P), Cable (L).
JAVELIN—Neperud (Wil) 184-5, Agee (P), Schmidtagall (L), Mucisco (P), Stephen (L&C).
MILE RELAY—Whitman (Fowler, Sanderson, Parrott, Mays) 3:29.5, Pacific U., Wilamette, Lewis & Clark, Linfield.

* New meet record.

West Coast Relays


Fresno, Calif., May 9, 1953

100—Laing (FSC) 9.5w, Richard (UCLA) 9.6w, Williams (unat) 9.7w, Brownsberger (Stan) 9.8w, Graffio (SC) 9.8w.
 5000-METERS—McMillen (SCCYC) 15:24.5, McMullen (SCCYC) 15:34.7, Waltmire (Whit) 15:36.7, Thornton (FSC) 15:40.8, Fiddler (Occ) 15:45.1.
 120 HIGH HURDLES—Davis (SC) 13.6w, Mathias (Stan) 14.1w, Attlesley (LAAC) 14.1w, Jackson (CP) 14.4w, Wright (SC) 14.6w.
 HIGH JUMP—Shelton (SC) 6-7½, Wyatt (SCCYC) 6-6½, Razzeto (SDNTC) 6-5½, tie among Stewart (Stan Fr.), Jeter (ELAJC) and Martin (SFOC) 6-4½.
 BROAD JUMP—Brown (SCCYC) 24-7½w, Sorgen (SC) 24-1¼w, Mattson (Cal) 23-6½w, Walker (UCLA) 23-2½w, Mahon (SDNTC) 23-0w.
 POLE VAULT—Tie among Richards (unat), Barnes (FSC) and Smith (CP) 14-4, Mattos (SCCYC) 14-0, tie among Dickey (SFOC), Kring (SFOC), Ferguson (Pepp), Priddy (SJS), Rhodes (SJS Fr.), Shivers (SDNTC) and Packwood (Ore) 13-6.
 SHOT PUT—O'Brien (SC) 59¾, Hertz (Stan) 53-4, Hollingsworth (SDNTC) 52-1½, Humphrey (Pepp Fr.) 51-7¼, Adams (Cal) 51-4¾.
 DISCUS—Gordien (LAAC) 169-4¼, Patterson (SC Fr.) 166-11¾, Renfro (Stan) 160-4¾, Iness (SC) 160-0, Mathias (Stan) 159-0.
 JAVELIN—Young (SFOC) 241-10w, Held (SFOC) 241-8w, Miller (CP) 221-11½w, Long (Stan) 211-0w, Greene (SDNTC) 204-9½.
 440 RELAY—Southern California (Graffio, Wilger, Davis, Sorgen) 41.1, Fresno State 41.4, tie between Stanford and San Diego NTC 41.5, UCLA 42.0.
 880 RELAY—Southern California (Graffio, Davis, Wilger, Sorgen) 1:25.6, San Diego NTC 1:27.5, Stanford 1:27.6, San Jose State 1:28.4, Olympic Club 1:30.1.
 MILE RELAY—Southern California (Griffin, Hendrix, Sorgen, Lea) 3:14.6, California 3:16.3, Stanford 3:16.5, Los Angeles AC 3:18.1, Occidental 3:21.0.
 2-MILE RELAY—California (Spurrier, Nelson, Simpson, Hutchinson) 7:42.4, San Diego State 7:45.7, Occidental 7:49.8, Stanford 8:01.0, San Jose State 8:10.2.
 DISTANCE MEDLEY—Los Angeles AC (O'Rourke, Butler, Wilson, Garcia) 10:13.2, Stanford 10:20.2, California 10:25.2, UCLA 10:25.7, Southern California 10:26.4.
 COLLEGE MILE RELAY—San Jose State 3:20.1, San Diego State, Whittier.

California Relays

Modesto, Calif., May 16, 1953

TEAM SCORES—Southern California 63 1/3, California 40, San Francisco Olympic Club 18 2/5, UCLA 16, Stanford 14, San Jose State 11½, Georgetown 10, Grand Street Boys' Assn 10, Los Angeles Athletic Club 10, Santa Clara County Youth Center 9½, Fresno State 5, Lowry Air Force Base 5, Occidental 3, Mather Air Force Base 1, Santa Rosa JC ½, Sacramento JC ½.
 100—Richard (UCLA) 9.9, Ulrich (Lowry), Blackburn (Cal), Graffio (SC).
 600—Whitfield (GSBA) 1:09.3, Butler (LAAC) 1:10.3, Stanley (STS) 1:10.9.
 880—Whitfield (GSBA) 1:53.0, Butler (LAAC) 1:53.1, Stanley (SJS) 1:54.2.
 MILE—Wilson (LAAC) 4:14.4, Haynes (SCCYC) 4:14.8, McMullen (SCCYC) 4:15.1, Boehm (SFOC) 4:19.2.
 120 HIGH HURDLES—Davis (SC) 14.0, Wright (SC) 14.6, Bellue (Cal) 14.9, Mischal (Mather).
 HIGH JUMP—Tie among Shelton (SC), Davis (unat) and Martin (SFOC) 6-5½, tie between Wyatt (SCCYC) and Walters (Santa Rosa JC) 6-4.
 BROAD JUMP—Sorgen (SC) 23-5, Walker (UCLA) 23-3¾, Mattson (Cal) 22-10, Schmidt (Occ) 22-2½.
 POLE VAULT—Tie between Barnes (FSC) and Richards (unat) 14-8, Mattos (SCCYC) 14-4, tie among Kring (SFOC), Priddy (SJS) and Carter (Sac JC) 14-0.



THROWING FOR TITLES are Southern California's Sam Iness (left) and Dick Guenther. Iness' discus toss of 190 ft. 7½ in. cracked the world record (later bettered by Portune Gordien) and won him a second straight national crown. Guenther's last javelin throw of his sparsely career travelled 216 ft. 9¾ in.—14 feet better than he had ever managed previously—and he became the most surprised, as well as the most surprising, national collegiate champion.

SHOT PUT—O'Brien (SC) 56-11, Hertz (Stan) 52-9½, Adams (Cal) 51-8, Norris (Cal) 50-4.
 DISCUS—O'Brien (SC) 169-9, Linn (SFOC) 157-8½, Thompson (SFOC) 156¼, Coakley (Cal) 153-4¾.
 JAVELIN—Held (SFOC) 233-8¾, Young (SFOC) 221-5¼, Long (Stan) 206-11½, Harlow (Stan) 203-2¾.
 440 RELAY—Southern California (Graffio, Wilger, Davis, Sorgen) 41.5, California 41.9, UCLA, SCCYC.
 880 RELAY—Southern California (Lea, Wright, Graffio, Davis) 1:27.4, San Jose State 1:28.2, California 1:28.7, Occidental 1:28.8.
 MILE RELAY—Southern California (Morgan, Griffin, Sorgen, Lea) 3:13.6, Stanford 3:15.2, California 3:16.0, Lowry AFB.

2 MILE RELAY—California (Hersh, Nelson, Hutchison, Spurrer) 7:46.4, Southern California 8:12.8, Occidental finished second but disqualified.
 DISTANCE MEDLEY—Georgetown (Kirk, Joyce, LaPierre, Capozzoli) 10:03.5, California 10:13.5, UCLA 10:17.9, Stanford 10:26.4.

Compton Invitational Meet

Compton, Calif., June 5, 1953

100—Stanfield (Grand Street Boys' Assn) 9.7, Richard (UCLA) 9.8, Graffio (Southern California) 9.8, Kelley (San Diego NTC) 10.0, Fuenning (Brigham Young U.) 10.1, Swinden (Santa Ana JC) 10.1.
 220—Stanfield (GSBA) 20.8, Richard (UCLA) 21.2, Laing (Fresno State) 21.3, Swinden (SAJC) 21.5, Fuenning (BYU) 21.7.
 440—Mashburn (Unattached) 47.1, Lea (SC) 47.2, McKenley (GSBA) 47.4, Currotta (GSBA) 47.6. (Lea led at 400 meters in 46.7).
 880—Whitfield (GSBA) 1:49.4, Stanley (San Jose State) 1:49.5, Butler (Los Angeles AC) 1:50.4, Wilson (LAAC) 1:50.9, Sage (UCLA) 1:52.1, Casper (Mt. San Antonio JC) 1:53.7, Munroe (Occidental) 1:54.0, Terrill (Occ.) 1:54.2, Walters (Camp Pendleton). (Whitfield led at 800 meters in 1:48.7).
 MILE—Santee (Kansas) 4:02.4, Johansson (Finland) 4:04.0, Reiff (Belgium) 4:05.7, Bonham (Whittier) 4:10.5, McMillen (Fort Ord).
 2 MILES—Garcia (LAAC) 9:15.9, Ledesma (SC Frosh) 9:16.4, Fiddler (Occ.) 9:17.3, Lundell (BYU) 9:17.3, Carter (UCLA) 9:17.4, Boehm (Olympic Club) 9:28.5, Strong (Compton) 9:33.8, Wyman (San Diego State) 9:48.0.
 120 HIGH HURDLES—Davis (SC) 13.9, Barnard (San Diego NTD) 14.3, Wright (SC) 14.4, Jackson (Camp Pendleton) 14.4, Rosellini (UCLA) 14.7, Attlesley (LAAC) dropped out.
 220 LOW HURDLES—Davis (SC) 23.3, Clarke (SC) 23.6, Millett (BYU) 23.9, Rosellini (BYU) 23.9, Newquist (Occ. Frosh) 23.9, Dobson (Oklahoma) 24.1.
 HIGH JUMP—Shelton (SC) 6-8, tie between Wyatt (Santa Clara County Youth Center) and Jeter (East Los Angeles JC) 6-5, Ronquillo (SC) 6-4, Leach (SC) 6-2, Razzeto (San Diego NTC) 6-0.
 BROAD JUMP—Brown (Sixth Army) 25½, Sorgen (SC) 23-1, Walton (Dalton Boys' Club) 22-9¼, Mahon (San Diego NTC) 22-8½, Holland (Los Angeles City College) 22-5¼, Flores (LAAC) 21-6¾.
 POLE VAULT—Richards (Unat.) 15-0, Mattos (SCCYC) 14-8, Barnes (ESC) 14-4, tie among Rowan (LAAC), Eilers, (UCLA) and Smith (Camp Pendleton) 14-0, tie among Kenly (Arizona State), Shivers (SDNTC), Levack (SC Frosh) and Morris (Burroughs HS) 13-6, Richards (SC Frosh) 13-0.
 SHOT PUT—O'Brien (SC) 59-2¼, Hooper (Texas A&M) 55-10¾, Hertz (Stanford) 52-11¾, Vick (Chaffey HS) 52-9¾, Hollingsworth (SDNTC) 51-8½, Wetter (UCLA) 51-3, Patterson (SC Frosh) 50-2¾.
 DISCUS—Gordien (LAAC) 174-8, O'Brien (SC) 170-9, Iness (SC) 168-8¾, Patterson (SC Frosh) 164-7¾, Hooper (Texas A&M), 160-9, Lewis (LAAC) 155-6.
 JAVELIN—Young (OC) 228-2½, Miller (Camp Pendleton) 224-8¾, Held (OC) 217-0, Genter (SC) 193-8¾, Pakiz (UCLA) 177¼, Seymour (LAAC) 176-6.
 MILE RELAY—Grand Street Boys' Association (Currotta, Whitfield, Stanfield, McKenley) 3:11.5, SC 3:11.7, San Diego NTC, Los Angeles AC.
 COLLEGE MILE RELAY—Valley (Quinn, Taylor, McCormick, Anderson) 3:19.0, Los Angeles CC.

Los Angeles Coliseum Relays

Los Angeles, Calif., May 15, 1953

100—Stanfield (Grand Street Boys' Assn.) 9.7, Richard (UCLA) 9.8, Schatzel (Manhattan) 9.8, Bragg (Morgan State) 9.8, Smith (Unattached) 10.0, Graffio (Southern California) 10.1.
 440—Mashburn (Unattached) 46.8, Rhoden (GSBA) 47.3, Jones (Manhattan) 47.8, Burnett (San Jose State) 48.0, McKenley (GSBA) 48.0.
 880—Whitfield (GSBA) 1:49.6, Wilson (Los Angeles AC) 1:50.7, Butler (LAAC) 1:51.5, Heard (Oklahoma A&M) 1:51.6, Stanley (San Jose St.) 1:53.5, Sage (UCLA) 1:54.2.
 MILE—Johansson (Finland) 4:08.6, Druetzler (Fort Lee) 4:11.5, Bonham (Whittier) 4:11.9, Boehm (Olympic Club) 4:13.8, Garcia (LAAC) 4:17.6, McMillen (Fort Ord) 4:21.9.
 120 HIGH HURDLES—Davis (SC) 14.1, Barnard (Los Alamitos NAS) 14.3, Jackson (Camp Pendleton) 14.5, Wright (SC) 14.9, Halderman (LAAC) 15.0, Rosellini (UCLA) 15.1.

150 LOW HURDLES—Davis (SC) 23.2, Johnson (Pepperdine) 23.4, Barnard (Los Alamitos NAS) 23.8, Clarke (SC) 23.8, Pratt (Manhattan) 24.1, Newquist (Occidental Frosh) 24.2.
 HIGH JUMP—Shelton (SC) 6-7¾, Davis (Unat.) 6-5¾, tie among Wiesner (Great Lakes NTC), Mitchell (Unat.), Smith (Wayne), Wyatt (Santa Clara County Youth Center), Jeter (East Los Angeles JC), Razzeto (San Diego NTC) and Ronquillo (SC) 6-3¾.
 BROAD JUMP—Brown (SCCYC) 23-6¾, tie between Flores (LAAC) and Arnett (SC Frosh) 23-4, Holland (Los Angeles City College) 22-8¾, Sorgen (SC) 22-4¾, Biffle (Unat.)
 POLE VAULT—Richards (Unat.) 15-9/16, Mattos (SCCYC) 14-4, tie between Smith (Camp Pendleton) and Barnes (Fresno State) 14-0, tie between Rowan (LAAC) and Eilers (UCLA) 13-0.
 SHOT PUT—O'Brien (SC) 58-1¾, Hertz (Stanford) 54-9¼, Wetter (UCLA) 52-4¼, Elwess (Pepperdine) 52-3, Benner (Santa Monica CC) 51-11, Hollingsworth (San Diego NTC) 51-10¾.
 DISCUS—Gordien (LAAC) 179-8, O'Brien (SC) 172-9, Iness (SC) 165-4¾, Patterson (SC Frosh) 162-7¼, Drummond (San Diego NTC) 152-3¼, Koch (Unat.)
 440 RELAY—Southern California (Graffio, Wilger, Davis, Sorgen) 41.6, UCLA 42.8, Fresno State 42.9.
 880 RELAY—UCLA (Daligney, Shanks, Alexander, Richard) 1:28.2. (Southern California finished first in 1:25.8 but was disqualified. Fresno State finished third but was disqualified.)
 MILE RELAY—Southern California (Griffin, Hendrix, Sorgen, Lea) 3:12.7, Manhattan 3:12.9, Oklahoma A&M 3:15.0, (Occidental dropped baton, did not finish.)
 2 MILE RELAY—Georgetown (Kirk, Capozzoli, LaPierre, Joyce) 7:34.3, California 7:34.9, Occidental 7:36.1, San Diego State 7:49.4.
 SPECIAL MILE RELAY—Grand Street Boys' Assn. (McKenley, Stanfield, Rhoden, Whitfield) 3:10.4, Los Angeles Athletic Club 3:18.6, San Diego Naval Training Center 3:20.1.
 SPECIAL SPRINT MEDLEY RELAY—Southern California Frosh (Larrabee, Decker, Coyle, Ledesma) 3:29.1, Valley College 3:29.6, Occidental Frosh 3:36.5, Los Angeles CC 3:27.0, Glendale College 3:37.0, Compton College 3:38.1.

Easter Relays

Santa Barbara, Calif., April 4, 1953

TEAM SCORES—Naval Training Center, San Diego 59, Los Angeles Athletic Club 33, San Diego State 24, Camp Pendleton 16, Unattached 15, Fresno State 14, Occidental 10, Pepperdine 8½, Southern California 5, Santa Barbara 4, College of Pacific 3, California Poly 2½.
 100—Laing (FS) 10.3, Hudson (CP), Gerlich (NTC), Lucas (NTC).
 880—Nutini (SB) 1:56.9, Amador (unattached), Ellis (LAAC), Collins (CpY).
 120 HIGH HURDLES—Barnard (Los Alamitos NAS) 14.6, Robinson (FS), Johnson (P), Jackson (CpP).
 HIGH JUMP—Razzeto (NTC) 6-3¾, tie among Page (SDS), Jeter (East LAJC), and Smith (NTC) 6-2¾.
 BROAD JUMP—Flores (LAAC) 22, Parker (CpP) 21-10, Dunn (FS) 21-4¼, Ferguson (P) 21-2¼.
 POLE VAULT—Tie between Shivers (NTC) and Barnes (FS) 13-6, Rowan (LAAC) 13, tie between Ferguson (P) and Ustick (CpY) 12-6.
 SHOT—O'Brien (USC) 56-5, Hollingsworth (NTC) 52-3¼, Vick (Chaffey High) 50¾, Elwess (P) 49-3.
 DISCUS—Koch (unattached) 165-9¼, Drummond (NTC) 158-10½, Skocko (NTC) 153-11, Reed (unattached) 135-5.
 JAVELIN—Miller (CpP) 212-4, Mills (NTC) 192-11, Greene (NTC) 192-1, Pearson (CpP) 184-10.
 440 RELAY—San Diego State (Bloom, Turner, Straub, Williams) 44.1, Los Angeles AC, Pepperdine, Santa Barbara.
 880 RELAY—Naval Training Center (Kelley, Smith, Gerlich, Lucas) 1:28.7, Occidental, San Diego State, California Poly.
 MILE RELAY—Naval Training Center (Endris, Smith, Noles, Moore) 3:22.7, Occidental, San Diego State
 2-MILE RELAY—Los Angeles AC (French, Garcia, McMillen, Butler) 7:46.6, Naval Training Center, San Diego State, Camp Pendleton.
 DISTANCE MEDLEY—Los Angeles AC (French, Butler, Wilson, Garcia) 10:28.9, Naval Training Center, Camp Pendleton, Santa Barbara.

1953 Indoor Meets

ICAAA Championships

New York, N. Y., February 21, 1953

TEAM SCORES—Manhattan 36, Penn State 22½, Columbia 17, Georgetown 11, Pennsylvania 11, Seton Hall 11, Tufts 10½, Villanova 10, Army 8, Yale 6, Fordham 5, Boston U. 4½.

60—Keegan (SH) 6.2*, O'Connell (M), Schatzle (M), Remigino (M), Brown (SH).

600—Sax (PS) 1:10.4**, Curotta (SH), Jones (M), Dixon (M), Gaffney (V).

1000—Raudenbush (P) 2:14.4, Joyce (G), Smith (BU), Yaffa (Princeton), Turner (SH).

MILE—Dwyer (V) 4:08.1**, Olive (A), Trayford (Cornell), Molineux (Brown), Maxwell (Princeton).

2-MILE—LaPierre (V) 9:08.9, Barry (V), Osterhout (Syracuse), Hollen (PS), Day (A).

60 HIGH HURDLES—Goldberg (T) 7.4, Pratt (M), Shankle (Duke), Brophy (G), Lattof (MIT).

HIGH JUMP—Herb (PS) 6-5½, Duenzel (St. John's), tie among Antoine (MIT), Jones (T), Hescok (BU) and Wechter (Cornell).

BROAD JUMP—Pratt (M) 23-5½, Shaw (C), Jones (T), Fuqua (A), Collier (T).

POLE VAULT—Tie between Lorch (PS) and Linne (Rhode Island) 13-4, tie among Stevenson (New York U.), Perlow (A), Owen (P), Reid (Navy), Babb (Princeton) and Zurlini (M).

SHOT—Thompson (C) 51-9½, McCallum (P), Grier (PS), Thomson (Y), Henderson (Y).

35-LB. WEIGHT—Dillon (M) 58-7½, Thompson (C), Swett (Y), Engel (New York U.), Curran (Harvard).

MILE RELAY—Manhattan (Bercuk, Lucas, Pina, Ferraro) 3:21.1, Pittsburgh, Colgate, Syracuse, Navy.

2-MILE RELAY—Fordham (Tarsney, Persichetty, Keegan, Courtney) 7:44.8, Columbia, Penn State, Manhattan, Pennsylvania.

FRESHMAN MEDLEY RELAY—Georgetown (Peyton, Kiechlin, Hilden, Lippemeier) 7:40.1, Manhattan, New York U., St. John's, Fordham.

* Ties meet record.

** New meet record.

Heptagonal Games

Ithaca, N. Y., March 7, 1953

TEAM SCORES—Columbia 33, Cornell 33, Pennsylvania 32 7/12, Army 32½, Harvard 24, Yale 22 7/12, Princeton 14½, Navy 11, Dartmouth 4¼, Brown 0.

60—Weisman (Cor) 6.6, Eglin (Prin), Lattomus (Cor), Cole (N), Twitchell (H). (Weisman set a new meet record of 6.4 in preliminaries.)

600—Schlereth (Col) 1:12.1*, Czaja (N), Price (Y), Lingel (Cor), Thompson (A).

1000—Raudenbush (Pen) 2:15.3, DeWitt (Pen), Albanese (Y), Yaffa (Prin), Loberg (Cor).

MILE—Cliver (A) 4:16.8, Trayford (Cor), Maxwell (Prin), Morrissey (D), Dinges (A).

2-MILE—Day (A) 9:30.6, Gerry (H), Storz (Col), Hurt (N), Silliman (Cor).

60 HIGH HURDLES—Twitchell (H) 7.7, Rittenburg (H), Booth (Cor), Bossert (A), Keller (Prin).

HIGH JUMP—Tie among Lee (Pen), Timmins (Y) and Boyd (A) 6-1, tie among Wechter (Cor), Judd (A) and Lanque (Y).

BROAD JUMP—Shaw (Col) 23-5½, Rittenburg (H), Fuqua (A), Faulk (Pen), Goss (Y).

POLE VAULT—Zimmerman (Pen) 13-6½**, tie among Perlow (A), Reid (N) and Coller (Cor), tie among Babb (Prin), Work (Y), McKee (D) and Owen (Pen).

SHOT—Thompson (Col) 52-3¼, Lyons (Prin), Thomson (Y), McCallum (Pen), Patton (A).

35-LB. WEIGHT—Thompson (Col) 57-1¾, Swett (Y), Black (H), Curran (H), Jeffrey (D).

MILE RELAY—Cornell (Lattomus, Allen, Dadagian, Lingel) 3:23.9, Columbia, Yale, Pennsylvania, Navy.

2-MILE RELAY—Pennsylvania (Harshaw, Dodd, Weber, Raudenbush) 7:54.9, Army, Cornell, Columbia, Princeton.

* Ties meet record.

** New meet record.

Intercollegiate Meet

New York, N. Y., February 11, 1953

TEAM SCORES—Manhattan 78, St. John's 40½, Columbia 30½, Fordham 25, New York U. 14, Brooklyn 5, CCNY 1.

60—Schatzle (M) 6.4, O'Connell (M), Shaw (C), McCauley (M), Raphael (B).

600—Jones (M) 1:13.1, Schlereth (C), Pina (F), O'Hara (F), Dec (SJ).

1000—Dixon (M) 2:16.1, Courtney (F), Lingner (SJ), Cody (SJ), Goodwin (M).

MILE—Foley (F) 4:25.2, Kubic (M), Byrne (SJ), Lopez (NYU), Bruch (C).

2-MILE—Egan (M) 9:29.5, Johnson (SJ), Brown (F), Reilly (SJ), Eufemio (F).

60 HIGH HURDLES—Pratt (M) 7.7*, Schertzer (M), Duenzl (SJ), Espach (C), Collins (S).

HIGH JUMP—Gaffney (M) 6-3¾, Hardie (B), Viapiano (SJ), Duenzl (SJ), Shaw (C).

BROAD JUMP—Shaw (C) 24-2¾**, Carty (M), Duenzl (SJ), Horvath (NYU), Drobinski (M).

POLE VAULT—Stevenson (NYU) 12-6, Burlini (M), Galle (M), tie between Byrnes (SJ) and Bayson (C).

SHOT—Thompson (C) 52-5½**, Pavacik (M), Engel (NYU), Larsen (M), Dillon (M).


35-LB. WEIGHT—Dillon (M) 60-6½, Thompson (C), Gattulla (SJ), Engel (NYU), Viapiano (SJ).

MILE RELAY—Fordham (Wentworth, Day, Cisneros, Courtney) 3:26.9, St. John's, Manhattan, Columbia.

2-MILE RELAY—Fordham (Brandstoehtner, Tarsney, Keegan, Persichetty) 8:02.4, St. John's, Manhattan, Columbia, CCNY.

* Ties meet record.

** New meet record.



SLIM JIM LEA became the fifth USC runner to win the national 440 title when he towed the Lincoln track last June in 47.0 seconds. He is shown above (left) coasting to a semi-final win in 48.5 over Jack Carroll of Michigan (hidden) who took seventh in the final; Don Johnson of Auburn, fourth finalist; and Jim Rogers of Morgan State (partially hidden) who placed fifth in the championship race.

Big Ten Conference Championships

Champaign, Ill., March 7, 1953

TEAM SCORES—Illinois 56½, Michigan 49 1/6, Purdue 18½, Indiana 16 1/6, Michigan State 15 10/24, Iowa 15, Northwestern 9½, Ohio State 9½, Minnesota 3 1/6, Wisconsin 2 1/3.

60—Williams (II) 6.4, Corley (II), Nash (Min), Watson (In), Coates (Mic).
 440—Carroll (Mic) 49.5, Youtsey (P), Scruggs (Mic), Ebert (Io), Burnett (OS).
 880—Siders (II) 1:52.7*, Ross (Mic), Jarrett (MS), Maynard (II), Wheeler (Io).
 MILE—Ross (Mic) 4:13.6, Walter (MS), Jewsbury (II), Kenford (MS), Wheeler (Io).
 2-MILE—Lynch (Mic) 9:14.7, Wellman (In), Matthews (P), Coldren (OS), Trimble (II).
 70 HIGH HURDLES—McNulty (II) 8.5, Bruner (Mic), Thomson (II), Hughes (P), Gillis (MS).
 70 LOW HURDLES—Williams (II) :08, Corley (II), McNulty (II), Bruner (Mic), Hughes (P).
 HIGH JUMP—Vrooman (MS) 6-4½, tie between Wham (II) and Evans (Mic), Harper (In), tie among Heinzman (Mic), Fiverance (Mic), McKay (MS) and Kabel (II).
 BROAD JUMP—Kurtz (N) 23-3½, Floyd (II), Henard (Io), Hiller (II), Jackson (In).
 POLE VAULT—Tie between Ehrhardt (N) and Welbourn (OS) 13-4, tie between Foster (II) and Cingo (P), tie among Clark (In), Wilking (W), Mulroony (W), Smith (MS), Maugh (Mic) and Wallbaum (Min).
 SHOT—Nilsson (Mic) 53-11, Bauer (II), Bergmann (In), Peters (W), Hammond (Mic).
 MILE RELAY—Michigan (Rankin, Barton, Hickman, Carroll) 3:18.5, Iowa, Purdue, Indiana, Ohio State.

* New meet record.

Colorado Invitational Meet

Boulder, Colo., March 21, 1953

60—Baker (Kansas State) 6.3, Gray (Colorado), Burl (Colorado A&M), Hudson (Lowry).
 440—Baker (KS) 50.3, Rowe (KS), Bohardt (C), Taylor (L).
 880—Towers (KS) 1:56.2*, Carlin (Wyoming), Shumway (Arizona State), Caldwell (KS).
 MILE—Madrid (W) 4:27.4*, Barlow (C), Clark (C), Kurtz (W).
 OPEN MILE—Gavito (C) 4:34.2, Jorns (KS), Kirkmeyer (unattached), Niernberger (KS).
 60 HIGH HURDLES—Hindman (C) 7.7, Eades (CAM), Lewis (C), Hickman (Denver).
 60 LOW HURDLES—Taylor (KS) 7.0, Sorrell (CAM), Crumpacker (CAM), German (CAM).
 HIGH JUMP—Roberts (AS) 6-3, Black (New Mexico), tie among Lybarger (C), Knafele (C), Wedgeworth (L), May (L), Wilkison (KS), Roberts (KS) and Griggs (AS).
 BROAD JUMP—Hardy (C) 24-2, Hudson (L), Switzer (KS), tie between Armatas (C) and Flowers (CAM).
 POLE VAULT—Riddell (CAM) 14-11/16*, tie between Kenly (AS) and Bell (W), tie among Plooster (C), Black (NM), Machin (KS) and Wingert (KS).
 SHOT—Horine (C) 49-4, Pitcher (CAM), Prothe (Colorado State), Binley (W).

* New meet record.

Washington State College Meet

Pullman, Wash., March 21, 1953

70—Gary (Washington State) 7.2, Sweeney (Idaho), Wheeler (unattached), Duffy (I).
 300—Richardson (WS) 31.8, Gary (WS), Petterson (Western Washington), Dixon (I).
 600—Cave (WS) 3:15.8, Link (WS), May (I), Wood (WS).
 1000—Clark (I) 2:16.6, Link (WS), Parrott (Whitman), Montoya (WS).
 MILE AND HALF—Gourley (I) 7:01.7, Swan (WW), N. Rader (WS), Fitch (I).
 70 HIGH HURDLES—Sweeney (I) 8.8, Torgerson (WS), Chadwick (Eastern Washington), Baker (WS).
 70 LOW HURDLES—Sweeney (I) 7.8, Petterson (WW), Chadwick (EW), Barker (WS).
 HIGH JUMP—McCants (WS) 6-7, Chadwick (EW), Sweeney (I).
 BROAD JUMP—Sweeney (I) 23-4, Barker (WS), Trautman (WS), Devones (EW).
 POLE VAULT—Anderson (WS) 13-0, Trondson (WS), Edler (WS), Schultz (I).
 SHOT—McFarland (WS) 46-8¾, Ward (Whitworth), Reardan (Whitworth), Swalwell (WW).
 DISCUS—Messenger (WS) 145-8¾, England (WS), West (I), Reardan (Whitworth).
 JAVELIN—Duncan (WS) 207-11½, Lilliquist (EW), Thurman (WS), West (I).
 MILE RELAY—Washington State 3:32.4.

1953 Cross-Country Championships

Compiled by ED SCHNEIDER, Sports Writer, The Chicago Tribune

Complete summaries of all 1954 conference championship runs should be forwarded to Ed Schneider, Sports Department, Chicago Tribune, Chicago, Ill., immediately following the events for inclusion in the 1955 NCAA Guide.

National Collegiate Championship

East Lansing, Mich., November 23, 1953

Place	Name	Team	Time	Place	Name	Team	Time
1	Wes Santee	Kansas	19:43.5	51	James Daly	Notre Dame	21:15
2	John Kelley	Boston U.	19:56	52	John Cook	Michigan St.	21:18
3	John Barry	Villanova	20:01	53	Theodore Garrett	Penn St.	21:19
4	Ray Osterhout	Syracuse	20:07	54	Richard Jarrett	Michigan St.	21:20
5	Kikuo Moriya	Wheaton	20:13	55	Jerome Stephens	Miami U.	21:23
6	Robert Hollen	Penn St.	20:16	56	Robert Cherry	Pittsburgh	21:30
7	Wm. Sawyer	N. Carolina St.	20:19	57	Eugene Sultze	Wisconsin	21:31
8	Donald Townsend	St. John's	20:19.5	58	Bruno Mauer	Wisconsin	21:33
9	Harold Snyder	Alfred	20:21	59	Tom Monfore	Wisconsin	21:37
10	Walt Stienkrause	Wheaton	20:23	60	Leo Hammrich	S. Dakota	21:40
11	Francis Zellers	Indiana	20:25	61	Cleo Winningham	Miami U.	21:43
12	Jack Wellman	Indiana	20:26	62	Peter Kress	Pittsburgh	21:46
13	Lamont Smith	Penn St.	20:31	63	Ron Wallingford	Michigan	21:49
14	Art Dalzell	Kansas	20:32	64	Robert Hall	Michigan	21:49.1
15	Lyle Garbe	Michigan St.	20:34	65	Donald Kelly	Miami U.	21:51
16	James Lambert	Indiana	20:34.1	66	John DiComandrea	Mich. Nor.	21:53
17	Robert Rowland	Mich. Normal	20:37	67	Val Eichenlaub	Western Mich.	21:54
18	Allen Frame	Kansas	20:37.5	68	Carl Ramsey	Western Mich.	21:56
19	Gordon Dickson	Drake	20:40	69	John Logan	Michigan St.	22:00
20	Arlin Patrick	S. Dakota St.	20:42	70	Frank Calzi	Syracuse	22:02
21	Steve Armstrong	Syracuse	20:42.1	71	John Leitch	Western Mich.	22:03
22	John Miller	Oberlin	20:42.2	72	Richard DeSchriver	Notre D.	22:05
23	Dan Sommer	Pittsburgh	20:42.3	73	Robert Tenhover	Miami U.	22:05.1
24	Allan Gunderson	Pittsburgh	20:45	74	George Drake	Grinnell	22:05.2
25	Walter Starz	Pittsburgh	20:46	75	Tom Coulter	Syracuse	22:09
26	Ronald Barr	Michigan St.	20:49	76	William Inda	Wisconsin	22:16
27	James Byrne	St. John's	20:50	77	Lawrence Barrett	Wisconsin	22:16.1
28	Jack Pearson	S. Dakota St.	20:56	78	Tom Rupp	Kansas	22:16.2
29	Robert Coldren	Ohio St.	20:56.1	79	John La Brush	Indiana	22:27
30	Douglas Moorhead	Penn St.	20:57	80	James McKelvey	Penn St.	22:29
31	W. Ray McConnell	Drake	20:58	81	William Lenihan	Notre Dame	22:30
32	Don Delli Gatti	Pittsburgh	20:59	82	Chris Huntley	Oberlin	22:37
33	George King	New York U.	20:59.1	83	Robert Garrett	Central Mich.	22:41
34	John Dalton	Wisconsin	21:00	84	John Chillrud	Penn State	22:42
35	Russell Nash	S. Dakota St.	21:00.1	85	Thomas Coyne	Western Mich.	22:46
36	Gene Parker	Syracuse	21:00.2	86	Robert Kahn	Oberlin	22:54
37	Herb Morch	Iowa	21:00.3	87	Garth McCormick	Oberlin	23:01
38	Robert Soth	Drake	21:00.4	88	Bob Parsons	Central Mich.	23:04
39	David Wood	Miami U.	21:00.5	89	Pete Radellif	Oberlin	23:05
40	Lloyd Koby	Kansas	21:01.0	90	James Sheehan	Western Mich.	23:07
41	Jim George	Syracuse	21:03.0	91	James Ely	Indiana	23:07
42	Dick Wilson	Kansas	21:04	92	Del Parker	Michigan St.	23:09
43	Kenneth Barley	Michigan St.	21:05	93	David Williams	Oberlin	23:10
44	Carroll Sternberg	Wisconsin	21:06	94	William Fairley	S. Dakota St.	23:40
45	Leonard Van Eck	Indiana	21:07	95	William Stamford	Oberlin	23:47
46	Ed Alger	Syracuse	21:08	96	William Gilmore	Miami	23:50
47	Jack Alexander	Notre Dame	21:09	97	Robert Bailey	Western Mich.	24:07
48	Walter Hansen	Miami U.	21:10	98	Vermayne Bertram	S. Dak. St.	25:01
49	James Hamill	Penn St.	21:11	99	Robert Dannenbring	S. D. St.	25:52
50	Henry Wininger	Indiana	21:12				

Length of course: 4 miles.
 Course conditions: Good.
 Weather conditions: Clear. Cool. Temp. 42 degrees. Wind velocity 20 mph.
 TEAM SCORES: Kansas 70, Indiana 82, Syracuse 94, Penn State 97, Pittsburgh 104, Michigan State 125, South Dakota State 162, Wisconsin 173, Miami (O.) 184, Oberlin 261, Western Michigan 272.

JAVELIN THROW

1921	Hanner, Stanford	191-2½
1922	Hoffman, Michigan	202-3
1923	Frieda, Chicago	191-6
1925	Northrop, Michigan	201-11
1926	Northrop, Michigan	200-10
1927	Pilling, Utah	199-8
1928	Bartlett, Albion	216-7
1929	Mortensen, So. California	203-7¾
1930	Churchill, California	204-2
1931	Churchill, California	215-
1932	Williams, Hampton	215-
1933	Purvis, Purdue	216-6¾
1934	Parke, Oregon	220-11½
1935	Gongloff, Pittsburgh	221-3½
1936	Terry, Hardin-Simmons	226-2¾
1937	Todd, San Jose State	214-9¾
1938	Vukmanic, Penn State	215-8½
1939	Peoples, So. California	220-6½
1940	M. Biles, California	204-10
1941	M. Biles, California	220-1
1942	R. Biles, California	213-9¾
1943	Gast, Iowa State	202-1½
1944	Ray, Wisconsin	174-½
1945	Patton, Navy	191-1
1946	Likins, San Jose State	198-10½

JAVELIN THROW—cont.

1947	Likins, San Jose State	209-1
1948	Held, Stanford	209-8
1949	Held, Stanford	224-8¾
1950	Held, Stanford	216-8¾
1951	Missfeldt, Oregon	219-4¾
1952	Roseme, California	228-8¾
1953	Genther, So. California	216-9¾

HAMMER THROW

1921	Redmon, Chicago	133-9¾
1922	Merchant, California	161-4
1923	Tootell, Bowdoin	175-1
1925	Bunker, Ohio State	150-1½
1926	Hawkins, Michigan	148-9¾
1927	Gwinn, Pittsburgh	155-9¾
1928	Ketz, Michigan	163-8¾
1929	Gwinn, Pittsburgh	163-9¾
1930	Campbell, Michigan	162-8¾
1931	Dykeman, Colorado A&M	162-1½
1932	McDougall, Pennsylvania	159-9¾
1933	Cox, Michigan	156-¾
1934	Dreyer, Rhode Island State	169-8¾
1948	Felton, Bates	168-8¾
1948	Felton, Harvard	170-9¾
1952	Borjeson, Brown	176-4¾

Javelin—225-9¼, Allison (Navy) 1952.

Hammer—178-5¼, Felton (Harvard) 1948.

440 Relay—41.8, Princeton (White, Perina, Whitman, Wilson) 1938 and Army (Bossert, Smith, Lustig, Hardy) 1953.

Mile Relay—3:16.2, Cornell (Seider, Greenfield, Moore, Mealey) 1949.

SOUTHERN CONFERENCE

100—9.8, Foster (VMI) 1925, Hamm (Georgia Tech) 1928, Wisner (Virginia) 1931, Lynn (Clemson) 1933, Widmyer (Maryland) 1935 and Murphy (Maryland) 1939.

220—21.1, Pasco (VMI) 1936.

440—47.4, Rucks (South Carolina) 1948.

880—1:52.7, Hendricks (North Carolina) 1939.

Mile—4:14.2, Davis (North Carolina) 1939.

2-Mile—9:27.8, Magill (North Carolina) 1949.

120 Hurdles—14.3, Corpening (North Carolina) 1939 and Albans (North Carolina) 1950.

220 Hurdles—22.9, Albans (North Carolina) 1950.

High Jump—6-3, Moody (North Carolina) 1947.

Broad Jump—25-6¾, Hamm (Georgia Tech) 1928.

Pole Vault—13-3, Odell (Clemson) 1928.

Shot Put—50-8¾, Lawshe (Duke) 1953.

Discus—156-6¾, Seligman (North Carolina) 1949.

Javelin—211-1½, Legore (North Carolina) 1934.

Mile Relay—3:18.6, Maryland (V. Miller, Kehoe, A. Miller, Ochsenreiter) 1939.

SOUTHEASTERN CONFERENCE

100—9.5, Brown (Louisiana State) 1941.

220—20.6, Brown (Louisiana State) 1941.

440—46.8, Hardin (Louisiana State) 1934.

880—1:52.8, Albertson (Tennessee) 1952.

Mile—4:16.2, Holmberg (Tennessee) 1952.

2-Mile—9:18.1, Holmberg (Tennessee) 1952.

120 Hurdles—14.1, Towns (Georgia) 1936.

220 Hurdles—23.1, Hardin (Louisiana State) 1935.

High Jump—6-7¼, Hall (Florida) 1953.

Broad Jump—25-6¾, Hamm (Georgia Tech) 1928.

Pole Vault—14-2¾, Poucher (Florida) 1951.

Shot Put—53-6½, Torrance (Louisiana State) 1934.

Discus—164-6½, Dillion (Auburn) 1952.

Javelin—212-9, Salisbury (Georgia) 1940.

Mile Relay—3:16.5, Louisiana State (Rachal, Torros, Burge, Church) 1938.

BIG TEN CONFERENCE

100—9.4, Owens (Ohio State) 1935.

220—20.3, Owens (Ohio State) 1935.

440—46.2, McKenley (Illinois) 1946.

880—1:51.2, Siders (Illinois) 1952.

Mile—4:09.0, McEwen (Michigan) 1951.

2-Mile—9:10.4, Mehl (Wisconsin) 1938.

120 Hurdles—14.0, Osgood (Michigan) 1937.

220 Hurdles—22.6, Owens (Ohio State) 1935.

High Jump—6-7¼, Albritton (Ohio State) 1938.

Broad Jump—26-8¾, Owens (Ohio State) 1938.

Pole Vault—14-10, Laz (Illinois) 1951.

Shot Put—56-5, Fonville (Michigan) 1948.

Discus—178-11½, Gordien (Minnesota) 1948.

Mile Relay—3:12.4, Illinois (Ockert, Gonzales, Rehberg, McKenley) 1946.

BIG SEVEN CONFERENCE

100—9.4, Meier (Iowa State) 1930.

220—20.8, Baker (Kansas State) 1952.

440—47.1, Baker (Kansas State) 1953.

880—1:50.8, Santee (Kansas) 1953.

Mile—4:06.3, Santee (Kansas) 1953.

2-Mile—9:19.0, Drummond (Oklahoma) 1953.

120 Hurdles—14.2, Gartiser (Missouri) 1948.

220 Hurdles—23.2, Smith (Kansas) 1953.

High Jump—6-7¾, Scofield (Kansas) 1947.

Broad Jump—24-11¼, Price (Oklahoma) 1953.

Conference Championship Meet Records

Following are the all-time records for the annual outdoor championship meets of the major conferences and associations.

ICAAAA

100—9.6, Wykoff (Southern California) 1931, Ewell (Penn State) 1941 and 1942, Cowie (Princeton) 1948 and Stanfield (Seton Hall) 1950.

220—20.6, Stanfield (Seton Hall), 1949 and 1951.

440—47.0, Carr (Pennsylvania) 1932 and Woodruff (Pittsburgh) 1937, 1938 and 1939.

880—1:51.2, Woodruff (Pittsburgh) 1939.

Mile—4:10.3, Wade (Yale) 1950.

2-Mile—9:00.2, Capozzoli (Georgetown) 1953.

120 Hurdles—14.1, Dugger (Tufts) 1941.

220 Hurdles—22.8, Vickery (Southern California) 1939.

High Jump—6-7¾, Mondschein (New York U.) and Phillips (Brown) 1949.

Broad Jump—25-9¾, Gourdine (Cornell) 1951.

Pole Vault—14-5¾, Brown (Yale) 1935.

Shot Put—57-9¾, Fuchs (Yale) 1950.

Discus—171-0, Frank (Yale) 1950.

Javelin—225-2¼, Allison (Navy) 1952.

Hammer—181-6½, Tootell (Bowdoin) 1923.

Mile Relay—3:13.7, New York U. (R. Maiocco, Hatch, H. Maiocco, Pearman) 1950.

HEPTAGONAL GAMES

100—9.7, Jackson (Princeton) 1941.

440—47.9, Moore (Cornell) 1950 and 1951.

880—1:51.8, Raudenbush (Pennsylvania) 1953.

Mile—4:13.4, Shea (Army) 1952.

2-Mile—9:10.4, Hart (Pennsylvania) 1950.

120 Hurdles—14.4, McCreary (Dartmouth) 1952.

220 Hurdles—23.2, Gourdine (Cornell) 1951.

High Jump—6-5¾, Phillips (Brown) 1949.

Broad Jump—24-8¾, Taylor (Princeton) 1953.

Pole Vault—14-0, Perlow (Army) 1952.

Shot Put—58-2, Fuchs (Yale) 1950.

Discus—177-11¼, Frank (Yale) 1949.

Pole Vault—14-1, Carroll (Oklahoma) 1949.
Shot Put—53-10¼, Allen (Colorado) 1950.
Discus—160-5¼, Wibbels (Nebraska) 1940.
Javelin—216-4, Grote (Nebraska) 1940.
Mile Relay—3:15.4, Kansas State (Sartorius, Rowe, Caldwell, Baker) 1953.

MISSOURI VALLEY CONFERENCE

100—9.6, Locke (Nebraska) 1926 and Stolpe (Oklahoma A&M) 1950.
220—20.7, Locke (Nebraska) 1926.
440—47.6, Voight (Oklahoma A&M) 1950.
880—1:54.6, Tarrant (Oklahoma A&M) 1950.
Mile—4:18.2, Sears (Butler) 1933.
2-Mile—9:25.5, Efav (Oklahoma A&M) 1938.
120 Hurdles—14.4, Tate (Oklahoma A&M) 1946.
220 Hurdles—23.3, Tate (Oklahoma A&M) 1946.
High Jump—6-6¾, Vrooman (Oklahoma A&M) 1952.
Broad Jump—23-11¾, Spangler (Kansas) 1928.
Pole Vault—13-6, Dean (Oklahoma A&M) 1947.
Shot Put—50-8¾, Kurz (Oklahoma A&M) 1950.
Discus—151-8, Spillios (Houston) 1952.
Javelin—197-9, Kigney (Oklahoma A&M) 1933.
440 Relay—41.8, Houston (Jett, Armstrong, Moore, McBride) 1952.
Mile Relay—3:16.3, Houston (Tomasco, Fowler, Petkovsek, Richers) 1953.

SOUTHWEST CONFERENCE

100—9.5, Wolcott (Rice) 1939, Martineson (Baylor) 1946, Lawler (Texas) 1946,
Samuels (Texas) 1949 and Smith (Texas) 1952.
220—20.4, Thomas (Texas) 1952.
440—46.9, Cox (Rice) 1950.
880—1:53.6, Byrd (Rice) 1950.
Mile—4:17.2, Hampton (Texas A&M) 1949.
2-Mile—9:24.4, Brown (Arkansas) 1951.
120 Hurdles—13.9, Wolcott (Rice) 1940.
220 Hurdles—22.5, Person (Texas) 1952.
High Jump—6-10½, Davis (Texas A&M) 1952.
Broad Jump—24-9¾, Hale (Rice) 1932.
Pole Vault—13-10¾, Weichert (Rice) 1936.
Shot Put—55-5½, Hooper (Texas A&M) 1953.
Discus—170-0, Hooper (Texas A&M) 1952.
Javelin—216-8, O'Neill (Southern Methodist) 1939.
440 Relay—41.1, Texas (Rogers, Mays, Samuels, Parker) 1950.
Mile Relay—3:14.3, Rice (Hudgins, Hoff, Brown, Cox) 1950.

BORDER CONFERENCE

100—9.8, Lister (New Mexico) 1937, Mileusnich (Arizona) 1939 and Wackerbarth
(Arizona State) 1951.
220—21.3, Mileusnich (Arizona) 1939.
440—49.3, McCaa (Arizona) 1949.
880—1:56.1, Olsson (Arizona State) 1950.
Mile—4:18.4, Montez (Texas Western) 1951.
2-Mile—9:38.9, Montez (Texas Western) 1950.
120 Hurdles—14.3, Hildreth (Arizona State) 1951.
220 Hurdles—23.4, J. Batiste (Arizona State) 1948.
High Jump—6-5¼, Haywood (Arizona State) 1936.
Broad Jump—24-1¾, Diggs (Arizona State) 1949.
Pole Vault—13-8, Ustick and Kenly (Arizona State) 1952.
Shot Put—50-10¾, Putnam (Arizona State) 1952.
Discus—155-9½, Putnam (Arizona State) 1952.
Javelin—234-1¾, Miller (Arizona State) 1951.
Mile Relay—3:20.4, Arizona (Daum, McCaa, Kirman, Crouch) 1948.

MO'NTAIN STATES CONFERENCE

100—9.5, Burl (Colorado A&M) 1952.
220—20.7, Ellsworth (Brigham Young) 1940.
440—47.4, Bolen (Colorado) 1947.

880—1:54.8, Carlin (Wyoming) 1953.
Mile—4:21.7, Madrid (Wyoming) 1953.
2-Mile—9:48.6, Lundell (Brigham Young) 1953.
120 Hurdles—14.4, Cope (Colorado) 1940 and Tollstrup (Utah) 1949.
220 Hurdles—23.1, Yates (Utah) 1953.
High Jump—6-8¾, Cruter (Colorado) 1938.
Broad Jump—24-6¾, Biffle (Denver) 1950.
Pole Vault—13-9, Riddell (Colorado A&M) and Jackson (Utah) 1952.
Shot Put—50-4, Creese (Colorado) 1940.
Discus—158-5, McGrew (Colorado A&M) 1949.
Javelin—219-7, Roylance (Utah State) 1949.
Mile Relay—3:20.9, Colorado A&M (Dodge, Ehrlich, Dorsey, Davies) 1952.

ROCKY MOUNTAIN CONFERENCE

100—9.8, Howell (Colorado College) 1953.
220—21.6, Graham (Colorado College) 1920.
440—49.1, Smith (Colorado State) 1935.
880—1:56.6, Larson (Colorado College) 1934.
Mile—4:29.4, Vaughn (Colorado Mines) 1948.
2-Mile—10:07.0, Larson (Colorado College) 1933.
120 Hurdles—15.0, Spoor (Colorado College) 1940.
220 Hurdles—25.6, Hammel (Montana State College) 1949, Despard (Idaho State) 1952.
High Jump—6-2¾, Tinney (Colorado College) 1938.
Broad Jump—23-2¾, Terry (Colorado College) 1940.
Pole Vault—13-½, McDonald (Idaho State) 1950.
Shot Put—49-8¾, Prothe (Colorado State) 1953.
Discus—149-2¼, West (Colorado State) 1948.
Javelin—190-½, Sanders (Colorado State) 1952.
Mile Relay—3:19.9, Colorado College (Senter, D. Pfeiffer, B. Pfeiffer, Hester) 1947.

PACIFIC COAST CONFERENCE

100—9.6, Jeffrey (Stanford) 1939, Davis (California) 1942 and Anderson (California)
1948.
220—21.0, Borah (Southern California) 1927, Jeffrey (Stanford) 1939 and 1940.
440—46.4, Klemmer (California) 1941.
880—1:51.6, Mitchell (UCLA) 1951.
Mile—4:09.3, Liebowitz (Idaho) 1941.
2-Mile—9:12.5, Garner (Washington State) 1940.
120 Hurdles—14.0, Attlesley (Southern California) 1950 and Davis (Southern California)
1953.
220 Hurdles—23.1, Attlesley (Southern California) 1950.
High Jump—6-9, Steers (Oregon) 1941.
Broad Jump—25-0, Robinson (UCLA) 1940.
Pole Vault—14-11, Sefton (Southern California) and Meadows (Southern California)
1937.
Shot Put—58-2½, O'Brien (Southern California) 1953.
Discus—183-5¼, Iness (Southern California) 1952.
Javelin—231-1, Peoples (Southern California) 1941.
Mile Relay—3:12.3, Washington State (Nettleton, J. Orr, L. Orr, Benke) 1937.

DIRECTORY OF NCAA TRACK TEAMS

(Continued from page 97)

WILMINGTON COLLEGE	Wilmington, O.	Fred Raizk
WISCONSIN, UNIVERSITY OF	Madison, Wis.	Riley Best
Camp Randall (220 straight., cinder, 26 ft.) Annex (146 2/3, banked, clay)		
WOOSTER, COLLEGE OF	Wooster, O.	Jack Behringer
Severance Stadium (220 straight., cinder) Gym. (100, banked, cork)		
WORCESTER POLYTECHNIC INST.	Worcester, Mass.	Frank Sannelle
Alumni Field (220 straight., cinder) Alumni Gym. (90, banked, cork)		
WYOMING, UNIVERSITY OF	Laramie, Wyo.	Wiles Hallock
Corbett Field (cinder)		
XAVIER UNIVERSITY	New Orleans, La.	Alfred C. Priestley
Xavier Stadium (dirt)		
YALE UNIVERSITY	New Haven, Conn.	Robert Giengegack
DeWitt Cuyler Field (220 straight., cinder, 18 ft.) Coxe Cage (220, flat, cinder)		
YOUNGSTOWN COLLEGE	Youngstown, O.	Willard L. Webster

NATIONAL JUNIOR COLLEGE RECORDS

Made by competitors attending a two-year college and accepted by the Rules and Records Committee of the National Junior College Athletic Association. Claims for National Junior College Track and Field Records should be submitted to Hilmer G. Lodge, Mt. San Antonio College, Walnut, Calif., on the prescribed form which may be obtained from Mr. Lodge.

- 100-yard dash—9.5s.
Harold Davis (Salinas JC), Fresno, Calif., May 11, 1940; Modesto, Calif., June 1, 1940; and Salinas, Calif., April 19, 1941.
- 220-yard dash—20.5s.
Harold Davis (Salinas JC), Berkeley, Calif., May 3, 1941.
- 440-yard dash—47.1s.
Wilbur Miller (Compton JC), Compton, Calif., April 2, 1938.
- 880-yard run—1m. 53.7s.
Jerome Walters (Compton Col.), Visalia, Calif., May 27, 1950.
- One-mile run—4m. 16.1s.
Cecil Cole (San Mateo JC), Palo Alto, Calif., May 22, 1937.
- Two-mile run—9m. 31.1s.
Gabe Cazares (Los Angeles CC), Los Angeles, Calif., May 25, 1940.
- 120-yard high hurdles—14.0s.
Billy Anderson (Compton Col.), Los Angeles, Calif.; May 6, 1949.
- 220-yard low hurdles—23.2s.
Billy Anderson (Compton Col.), Los Angeles, Calif., May 6, 1949.
- High jump—6ft. 8³/₄in.
Cornelius Johnson (Compton JC), Milwaukee, Wis., June 30, 1934.
- Broad jump—25 ft. 6¹/₂in.
Jackie Robinson (Pasadena JC), Claremont, Calif., May 7, 1938.
- Pole vault—14ft. 3¹/₂in.
Walt Jensen (Modesto JC), Modesto, Calif., April 8, 1949.
- Shot put—53ft. 7in.
Mason Benner (Santa Monica CC), Visalia, Calif., May 23, 1953.
- Discus throw—164ft. 5³/₄in.
Sim Iness (Compton Col.), Long Beach, Calif., March 12, 1949.
- Javelin throw—212ft. 11¹/₂in.
Bob Likins (Glendale JC), San Bernardino, Calif., May 9, 1942.
- 440-yard relay—41.9s.
Compton Col. (Al Mejia, Bobby Smith, Billy Anderson, Bill Fell), Los Angeles, Calif., March 26, 1949.
Compton Col. (Al Mejia, Don Davis, Fred Thompson, Bill Fell), Modesto, Calif., May 21, 1949.
- 880-yard relay—1m. 25.6s.
Riverside JC (Hovis Bess, Finley Culpepper, Bryant Allen, Clyde Jeffrey), Fresno, Calif., May 14, 1938.
- One-mile relay—3m. 17.4s.
Compton Col. (Ruben Derrick, Francis Curry, Fred Thompson, Don Davis), Fresno, Calif., May 14, 1949.
- Two-mile relay—7m. 53.2s.
San Mateo JC (Blair Hyde, Jack Moore, Burman Skrable, Francis Olson), Fresno, Calif., May 13, 1939.
- Sprint medley relay—3m. 27.1s.
Compton Col. (Andrew Williamson, Maynard Gentry, George Brown, Jerome Walters), Lawrence, Kan., April 21, 1950.
- Distance medley relay—10m. 22.4s.
San Mateo JC (Arnold Wirz, Ken Cunningham, Darold Young, Cecil Cole), Fresno, Calif., May 15, 1937.
- 480-yard shuttle hurdle relay (low, high, low, high)—57.3s.
Los Angeles CC (Joe Hines, Warren Shelton, James Gillespie, Carl Walden), Los Angeles, Calif., March 26, 1949.

JUNIOR COLLEGE SECTION

1953 Junior College Honor Roll

Compiled by HILMER G. LODGE and LAURENCE J. BURTON

Outstanding marks for inclusion in the 1954 Junior College Honor Roll should be forwarded to Hilmer G. Lodge, Mt. San Antonio College, Walnut, Calif., or Laurence J. Burton, Weber College, Ogden, Utah, not later than June 1, 1954. In the rankings below the location of the college is in California, unless otherwise noted. Non-winning times are indicated by an "n."

100-YARD DASH

Name, College	Best Mark
Swinden, Santa Ana	9.7
Jank, Victoria (Tex.)	9.8
Hill, Harbor	9.8
Hampton, Fresno	9.9
McCormick, Valley	9.9
Kohnhorst, Santa Ana	9.9
Veto, Los Angeles	9.9
Albiani, Modesto	9.9
Hill, Tyler (Tex.)	9.9n
<i>With wind:</i>	
Bolt, Hutchinson (Kans.)	9.8
Parish, San Francisco	9.8
Esposito, Santa Monica	9.8
McCormick, Valley	9.8n
Sarrail, Mt. San Antonio	9.9n
Kirchmann, Santa Ana	9.9n

220-YARD DASH

Swinden, Santa Ana	21.0
Kohnhorst, Santa Ana	21.4n
Kirchmann, Santa Ana	21.4n
Albiani, Modesto	21.5
Sarrail, Mt. San Antonio	21.5
Nunez, Harbor	21.7
Hampton, Fresno	21.8
Jank, Victoria (Tex.)	21.8
Reardon, Glendale	21.9
Anderson, Valley	21.9
McLurkin, Compton	21.9n
<i>With wind:</i>	
Nunez, Harbor	21.1
Douglas, Tyler (Tex.)	21.2

440-YARD DASH

Anderson, Valley	48.7
Hicks, Mt. San Antonio	48.8n
McLurkin, Compton	48.8n
Beatty, Sacramento	49.1
Kirchmann, Santa Ana	49.2
Auld, Victoria (Tex.)	49.2
Jacobs, Santa Rosa	50.0
Diffenbacher, Sacramento	50.0
Gaines, Vallejo	50.2
Dusair, San Bernardino	50.3n

880-YARD RUN

Name, College	Best Mark
Casper, Mt. San Antonio	1:53.7n
Taylor, Valley	1:54.7n
Wilcox, Santa Ana	1:57.0n
Corsello, Glendale	1:57.7n
Trott, Glendale	1:58.8
Thompson, Compton	1:58.9n
Kincaid, Los Angeles	1:59.7n
Brown, Riverside	2:01.1
Tanecka, Victoria (Tex.)	2:01.2
Corcoran, Glendale	2:01.6

ONE-MILE RUN

Strong, Compton	4:26.5
Leach, Valley	4:27.4
Gamino, Fresno	4:27.4n
Cantu, Victoria (Tex.)	4:29.1
Santi, Wright (Ill.)	4:29.9
Wilcox, Santa Ana	4:31.4n
Black, El Camino	4:32.9n
Taylor, Valley	4:33.0
Brooks, Santa Monica	4:33.3n
Corcoran, Glendale	4:34.5

TWO-MILE RUN

Strong, Compton	9:33.8n
Pasley, San Bernardino	9:47.2n
Denbow, Santa Ana	9:52.0n
Corcoran, Glendale	9:52.1n
Bailey, Los Angeles	9:55.8n
Leach, Valley	10:01.7n
Stafford, Orange Coast	10:02.5n
Yzaguirre, Ventura	10:12.2
Halm, Glendale	10:19.3
Cantu, Victoria (Tex.)	10:24.5

120-YARD HIGH HURDLES

DeYoung, Chaffey	14.8
James, Muir	14.9
Holland, Los Angeles	15.0
Cobb, Howard (Tex.)	15.0
Kreyenhagen, Coalinga	15.1
Owens, Fullerton	15.1
Gilbert, Mt. San Antonio	15.2
Miner, Yuba	15.2
Massey, Muir	15.2

120-YARD HIGH HURDLES—cont.

Jeter, East Los Angeles	15.2
Maijala, Riverside	15.2
Griffith, Orange Coast	15.2
<i>With wind:</i>	
Holland, Los Angeles	14.6
Kreyenhagen, Coalinga	14.7
James, Muir	14.7n
Jeter, East Los Angeles	14.8n
Maijala, Riverside	14.9n
Mobbs, Fuller (Tex.)	15.0
Owens, Fullerton	15.0n

220-YARD LOW HURDLES

Mulloy, Long Beach	24.1
Bortolin, San Mateo	24.2n
Barrow, Los Angeles	24.5
Harris, West Contra Costa	24.5
Hamilton, Compton	24.5n
Gilbert, Mt. San Antonio	24.6
Temple, Yuba	24.6
Maijala, Riverside	24.6
Kreyenhagen, Coalinga	24.7
Miller, Valley	24.7
<i>With wind:</i>	
Mobbs, Tyler (Tex.)	23.0
Mulloy, Long Beach	24.0
Gilbert, Mt. San Antonio	24.3
Barrow, Los Angeles	24.4

HIGH JUMP

Jeter, East Los Angeles	6' 7 $\frac{7}{8}$ "
Walters, Santa Rosa	6' 4"
Wilson, El Dorado (Kans.)	6' 3"
Ormalez, Bakersfield	6' 2"
Evans, Branch (Utah)	6' 2"
Johnson, Glendale	6' 2"
Johnson, Santa Rosa	6' 2"
Black, Harbor	6' 2"
Jackson, Los Angeles	6' 2"
Larriue, Ventura	6' 1 $\frac{7}{8}$ "
Maijala, Riverside	6' 1 $\frac{1}{4}$ "

BROAD JUMP

Holland, Los Angeles	24' 3 $\frac{7}{8}$ "
Bortolin, San Mateo	23' 8 $\frac{3}{4}$ "
Goodwin, Modesto	23' 7 $\frac{1}{8}$ "
Witten, Harbor	23'
Gallerson, Harbor	23' 0"
Gary, West Contra Costa	22' 11 $\frac{1}{2}$ "
House, Victoria (Tex.)	22' 9 $\frac{3}{4}$ "
Green, Ventura	22' 9"
Allen, Mt. San Antonio	22' 8 $\frac{3}{4}$ "
Black, Harbor	22' 7 $\frac{1}{4}$ "
<i>With wind:</i>	
Bortolin, San Mateo	24' 3 $\frac{1}{4}$ "
Watts, Sacramento	22' 9 $\frac{1}{4}$ "
Chong, East Los Angeles	22' 8"

POLE VAULT

Carter, Sacramento	14' 1 $\frac{1}{2}$ "
Avalon, Valley	13' 5 $\frac{3}{4}$ "
Lafferty, Valley	13' 4"
Wiemiller, Fresno	13' 3"
Hill, Glendale	13' 2 $\frac{3}{4}$ "
Allen, Mt. San Antonio	13' 2 $\frac{3}{8}$ "
Chatterley, Branch (Utah)	13' 2"

POLE VAULT—cont.

Foss, Santa Barbara	13' 1"
Richardson, Pierce	13' 1 $\frac{1}{4}$ "
Warren, Pasadena	13' 0"
Sturdyvin, Valley	13' 0"
Graves, Long Beach	13' 0"

SHOT PUT

Benner, Santa Monica	53' 7 $\frac{1}{8}$ "
Van Dremlin, Orange Coast	51' 2 $\frac{3}{8}$ "
Burton, Hartnell	49' 3"
Kaplan, San Bernardino	49' 1 $\frac{1}{4}$ "
Ross, Pasadena	49' 1 $\frac{1}{2}$ "
Van Pelt, Muir	48' 7 $\frac{1}{8}$ "
Wahl, Bakersfield	48' 6 $\frac{1}{4}$ "
Cheney, Menlo	48' 6"
Sosnovsky, East Los Angeles	47' 11 $\frac{1}{4}$ "
Heaston, Modesto	47' 1"

DISCUS THROW

Gustafson, Santa Ana	152' 4 $\frac{7}{8}$ "
Sosnovsky, East Los Angeles	150' 2"
Burch, Navarro (Tex.)	145' 2"
Smith, Los Angeles	145' 1"
Malinoff, Modesto	144' 1"
Burton, Hartnell	139' 10"
Wahl, Bakersfield	139' 7 $\frac{1}{2}$ "
Witham, Santa Rosa	139' 3 $\frac{1}{8}$ "
Rogers, Chaffey	138' 9 $\frac{1}{2}$ "
Allen, Mt. San Antonio	136' 8 $\frac{1}{4}$ "

JAVELIN THROW

Maijala, Riverside	198' 2 $\frac{3}{4}$ "
Loosli, Weber (Utah)	188' 2 $\frac{3}{4}$ "
Fetty, Mt. San Antonio	188' 0"
Neff, Dodge City (Kans.)	185' 10"
Fullmen, Branch (Ut.)	183' 0"
Cindl, Oregon Tech (Ore.)	175' 6"
Hasworth, Olympia (Wash.)	174' 6"
Urdike, Orange Coast	173' 7 $\frac{1}{4}$ "
DeYoung, Chaffey	170' 5"
Hurt, Wentworth (Mo.)	168' 3"

440-YARD RELAY

Mt. San Antonio	43.0
Victoria (Tex.)	43.5
Santa Ana	43.6
Santa Monica	43.7

880-YARD RELAY

Santa Ana	1:27.6
Mt. San Antonio	1:28.8n
Valley	1:29.2n
Harbor	1:30.5

ONE-MILE RELAY

Valley	3:19.1n
Compton	3:21.2
Mt. San Antonio	3:21.3n
Victoria (Tex.)	3:23.5
Sacramento	3:23.9
Los Angeles	3:25.1n
Santa Ana	3:26.2

TWO-MILE RELAY

Glendale	8:09.7
Valley	8:14.8
Mt. San Antonio	8:21.5

SPRINT MEDLEY RELAY

Valley	3:29.6n
Mt. San Antonio	3:33.2
Los Angeles	3:37.0n
Glendale	3:37.0n

DISTANCE RELAY

Los Angeles	10:39.2
Compton	10:40.3n
Valley	10:48.9n
Sacramento	10:54.7n

SHUTTLE HURDLES RELAY

East Los Angeles	59.1
Mt. San Antonio	59.9
Compton	1:00.5

National Junior College Championships

Hutchinson, Kans., May 15-16, 1953

TEAM SCORES—Victoria (Tex.) 128 1/5, Wright (Ill.) 51, Garden City (Kans.) 39, Hutchinson (Kans.) 34, Navarro (Tex.) 25, El Dorado (Kans.) 25, Scottsbluff (Nebr.) 20, Dodge City (Kans.) 20, Phoenix (Ariz.) 19, Independence (Kans.) 14, Decatur Baptist (Tex.) 11 1/5, Branch Aggies (Utah) 10 1/5, Fort Scott (Nebr.) 9, Allen Military (Tex.) 8, Fairbury (Nebr.) 5 1/5, Arkansas City 4, Parsons 1, Moberly (Mo.) 1.

100—Boehnke (V) 10.2, Jank (V), Zambrano (V), Willard (I), Lotton (GC), Forsythe (Sc).

220—Boehnke (V) 22.4, Forsythe (Sc), Willard (I), Wilson (ED), Castenada (F), Taylor (N).

440—Auld (V) 50.4, Nesbitt (W), Koss (V), Raber (Sc), Castenada (F), Hudson (ED).

880—Tanecka (V) 2:03.0, Bullock (V), Vaughn (ED), Harlen (I), Boyd (GC), Swartley (GC).

MILE—Santi (W) 4:29.9, Cantu (V), Giersch (W), Withers (AM), Lotton (GC), Wilson (ED).

2-MILE—Cantu (V) 10:24.5, Santi (W), Lotton (GC), Wilson (ED), Giersch (W), McAdoo (ED).

120 HIGH HURDLES—Hewell (H) 15.7, Farris (GC), Pippin (DB), Zerger (H), Vierthaler (H), Lang (M).

220 LOW HURDLES—Zerger (H) 26.2, Forsythe (V), Farris (GC), Pippin (DB), Newell (H), Stotts, (P).

HIGH JUMP—Tie among Craw (ED), McCook (ED) and Wilson (ED) 6 $\frac{1}{2}$, tie among Petrash (V), Meador (AM) and Fitzgerald (DC).

BROAD JUMP—House (V) 22-4 $\frac{1}{4}$, Zambrano (V), Pugh (N), Hollmer (AC), Birney (GC), Dixon (W).

POLE VAULT—Chatterley (BAC) 12-5 $\frac{1}{2}$, tie between Forsythe (Sc) and Duke (ED), Pippin (DB).

SHOT PUT—Dvorin (W) 42 $\frac{1}{2}$, Burch (N), Fitzgerald (DC), Bowen (H), Kretzer (H), Thurin (F).

DISCUS—Burch (N) 139-8, Swing (P), Pile (GC), Luna (V), Patterson (V), Thurin (F).

JAVELIN—Neff (GC) 185-10, McMillen (FS), Jacques (P), McAdoo (ED), Forsythe (Sc), Luna (V).

440 RELAY—Victoria (Boehnke, Zambrano, House, Jank) 44.0, Wright, Hutchinson, Garden City.

880 RELAY—Victoria (House, Bullock, Tanecka, Jank) 1:31.8, Wright, Hutchinson, Garden City.

MILE RELAY—Victoria (Auld, Koss, Hank, Tanecka) 3:32.8, Independence, Wright, Hutchinson.

The 33rd annual National Collegiate Track and Field Championships will be held June 11-12, 1954, at the University of Michigan, Ann Arbor, Mich.

National High School Records

Made by undergraduate high school students in interscholastic competition among more than two teams and accepted by the Records Committee of the National Federation of State High School Athletic Associations.

100-yard dash—9.4s. Jesse Owens (East Technical HS, Cleveland, O.), Chicago, Ill., June 17, 1933.
220-yard dash—20.7s. Jesse Owens (East Technical HS, Cleveland, O.), Chicago, Ill., June 17, 1933.
440-yard dash—48.0s. Gene Cole (Lancaster HS, O.), Columbus, O., May 22, 1948.
880-yard run—1m. 53.9s. Lang Stanley (Jefferson HS, Los Angeles, Cal.), Sacramento, Cal., May 27, 1950.
One-mile run—4m. 21.0s. Bob Seaman (Reedley HS, Cal.), Fresno, Cal., May 29, 1953.
120-yard high hurdles (39-inch)—14.0s. Joe Batiste (Tucson HS, Ariz.), Tucson, Ariz., May 6, 1939. Lee Miller (Burbank HS, San Antonio, Tex.), Austin, Tex., May 2, 1947. Bill Curtis (Waurika HS, Okla.), Duncan, Okla., April 26, 1953.
120-yard high hurdles (42-inch)—14.5s. Leroy Kirkpatrick (Central HS, El Centro, Cal.), Ontario, Cal., April 14, 1934. Joe Batiste (Tucson HS, Ariz.), Tucson, Ariz., May 7, 1938.
180-yard low hurdles—18.8s. Rod Perry (Coatesville HS, Pa.), State College, Pa., May 23, 1953.
200-yard low hurdles—21.7s. Billy Bless (Jefferson HS, San Antonio, Tex.), Dallas, Tex., May 14, 1948.
220-yard low hurdles—23.4s. Leroy Kirkpatrick (Central HS, El Centro, Cal.), Huntington Beach, Cal., Mar. 17, 1934. Al Lawrence (Glendale HS, Cal.), El Monte, Cal., May 15, 1943.
High jump—6ft. 7 $\frac{1}{2}$ in. Gil LaCava (Beverly Hills HS, Cal.), Hollister, Cal., May 28, 1938.
Broad jump—24ft. 11 $\frac{1}{4}$ in. Jesse Owens (East Technical HS, Cleveland, O.), Cleveland, O., June 3, 1933.
Pole vault—13ft. 11in. Ron Morris (Burrroughs HS, Burbank, Cal.), Glendale, Cal., May 8, 1953.
Shot put—62ft. 5 $\frac{1}{4}$ in. Don Vick (Chaffey HS, Ontario, Cal.), Ontario, Cal., May 8, 1953.
Discus throw (3 lb. 9 oz.)—179ft. 2 $\frac{3}{4}$ in. Clyde Gardner (Newton HS, Ia.), Ames, Ia., May 13, 1949.
Discus throw (4 lb. 6.4 oz.)—154ft. 9in. Edsel Wibbels (Wolbach HS, Nebr.), Kearney, Nebr., April 30, 1937.
Javelin throw—219ft. Bob Peoples (Classen HS, Oklahoma City, Okla.), Stillwater, Okla., May 8, 1937.
440-yard relay—42.0s. Boys HS, Brooklyn, N.Y. (Jim Conaway, Everett Branch, Jim Gathers, Roger Montgomery), Philadelphia, Pa., April 23, 1948.
880-yard relay—1m. 27.6s. North HS, Des Moines, Ia. (Gary Scott, Conrad Jones, Reggie Kaiser, George Nichols), Ames, Ia., May 22, 1948. Manual Arts HS, Los Angeles, Cal. (Wally Wade, Homer Dunn, Everett Jackson, George Hutcherson), Fresno, Cal., May 29, 1953.
One-mile relay—3m. 21.2s. Lyons Township HS, LaGrange, Ill. (Dick Caffey, Jack Evans, John Pendexter, Harold Caffey), Chicago, Ill., May 20, 1953.
Two-mile relay—7m. 56.0s. Bellflower HS, Cal. (Ron Way, George Saunders, Larry Wray, Tyson Hadley), Compton, Cal., June 5, 1953.

HIGH SCHOOL SECTION

1953 High School Honor Roll

Compiled by E. A. THOMAS
National Federation of State High School Athletic Associations

Outstanding marks for inclusion in the 1954 High School Honor Roll should be forwarded to the secretaries of the various state associations by whom they will be approved and forwarded to E. A. Thomas, Kansas State High School Activities Association, New England Bldg., Topeka, Kans.

Performances made in dual meets, in non-interscholastic competition, with wind assistance, or in non-winning races cannot be included in this Honor Roll. For this reason many high school performances do not appear in this Honor Roll.

100-YARD DASH		ONE-MILE RUN	
Name, School, Location	Best Mark	Name, School, Location	Best Mark
King, Delano, Calif.	9.6	Seaman, Reedley, Calif.	4:21.0
Goodloe, Baylor, Chattanooga, Tenn. ...	9.7	Schweikart, Whittier, Calif.	4:24.9
Gordon, Johnson, Baltimore, Md.	9.7	Buchanan, Stillwater, Okla.	4:26.0
Lewis, Montclair, N.J.	9.8	Barry, North Tarrytown, N.Y.	4:26.2
Swisshelm, Santa Ana, Calif.	9.8	New, Central, Muncie, Ind.	4:26.3
Whilden, Houston, Tex.	9.8	Pitchers, Equality, Ill.	4:26.5
Ferrell, Jordan, Columbus, Ga.	9.8	Jones, Boys' Town, Nebr.	4:27.5
Halpern, New Rochelle, N.Y.	9.8	Zitney, Fordson, Dearborn, Mich. ...	4:28.8
McGuinness, Jamestown, N.D.	9.8		
Hagaman, Rochester, Minn.	9.8		

220-YARD DASH		120-YARD HIGH HURDLES	
Name, School, Location	Best Mark	Name, School, Location	Best Mark
Lewis, Montclair, N.J.	21.0	Holup, Perth Amboy, N.J.	14.1
Swisshelm, Santa Ana, Calif.	21.3	Roberts, Stillwater, Okla.	14.1
King, Delano, Calif.	21.3	Perry, Coatesville, Pa.	14.1
Goodwin, Rumson, N.J.	21.4	Daniel, Yuma, Ariz.	14.2
Gould, Newton, Mass.	21.4	Healey, Keppel, Alhambra, Calif. ...	14.4
Hall, Edison, Fresno, Calif.	21.5	Upshaw, Piedmont, Calif.	14.4
Risinger, Alhambra, Calif.	21.5	Adams, Garfield, Akron, O.	14.5
Rawls, Lanier, Montgomery, Ala.	21.5	Frazier, Ada, Okla.	14.5
McGuinness, Jamestown, N.D.	21.5		

440-YARD DASH		180-YARD LOW HURDLES	
Name, School, Location	Best Mark	Name, School, Location	Best Mark
Jenkins, Rindge Tech, Cambridge, Mass.	48.2	Perry, Coatesville, Pa.	18.8
Peters, Brenham, Tex.	48.9	Armstrong, Manual Arts, Los Angeles, Calif.	18.9
Carter, Orange, Calif.	48.9	Derrick, Woodward, Okla.	19.0
Emerson, Richmond, Calif.	49.2	Burton, Northern, Flint, Mich.	19.1
Simpson, Cheltenham, Pa.	49.2	Johnson, Kingsburg, Calif.	19.2
Ward, Marion, Ind.	49.2	Upshaw, Piedmont, Calif.	19.3
Frazier, Ada, Okla.	49.2	Adams, Garfield, Akron, O.	19.4
Gilbert, Port Jarvis, N.Y.	49.6	Williams, Springfield, O.	19.4
Tate, Casa Grande, Ariz.	49.6	Ornduff, Southwest, Kansas City, Mo.	19.4
		Miller, Bell, Los Angeles, Calif.	19.4
		Caffey, Lyons, La Grange, Ill.	19.4

880-YARD RUN		HIGH JUMP	
Name, School, Location	Best Mark	Name, School, Location	Best Mark
Carafitis, Port Jefferson, N.Y.	1:56.7	Dailey, Hayward, Calif.	6' 4 $\frac{1}{4}$ "
Bowden, Lincoln, San Jose, Calif. ...	1:57.0	Nelson, Hoover, San Diego, Calif. ...	6' 4"
Clynes, Watertown, Mass.	1:57.8	Barksdale, Norristown, Pa.	6' 4"
Ellis, Compton, Calif.	1:58.0	Benton, Deming, N.M.	6' 3 $\frac{3}{4}$ "
Pratt, Palmyra, N.J.	1:58.2	McDonald, Phillips, Tex.	6' 3 $\frac{1}{2}$ "
Porter, New Bedford, Mass.	1:58.4	Carder, Perry, Kans.	6' 3 $\frac{1}{2}$ "
Smith, North, Des Moines, Ia.	1:58.4	Shipley, Hempstead, N.Y.	6' 3 $\frac{1}{4}$ "
Houghton, University, Los Angeles, Calif.	1:58.5	Sullivan, Hudson, Kans.	6' 3"
		Burgoyne, Kanab, Utah	6' 3"
		Lawson, Weatherwax, Aberdeen, Wash.	6' 3"

BROAD JUMP

Tate, Casa Grande, Ariz.	23' 10 ³ / ₈ "
Nelson, Pacific Grove, Calif. ..	23' 7"
Horridge, Easton New Orleans, La.	23' 6"
Upshaw, Piedmont, Calif.	23' 5"
Gamble, Jordan, Los Angeles, Calif.	23' 4 ⁷ / ₈ "
Turner, San Bernardino, Calif.	23' 1 ¹ / ₄ "
Johnson, Kingsburg, Calif.	23' 1 ¹ / ₄ "
Roldan, Orosi, Calif.	22' 11 ³ / ₄ "

POLE VAULT

Morris, Burroughs, Burbank, Calif.	13' 11 ¹ / ₈ "
Bragg, Penns Grove, N.J.	13' 5 ³ / ₈ "
Donnell, Franklin, Los Angeles, Calif.	13' 3 ¹ / ₂ "
McBride, Refugio, Tex.	13' 2"
Foss, Santa Barbara, Calif.	13' 1 ¹ / ₂ "
Hightower, San Jose, Calif.	13' 3 ⁴ / ₈ "
Scott, Auburndale, Fla.	13'
Voiles, El Monte, Calif.	12' 10 ¹ / ₄ "

SHOT PUT

Vick, Chaffey, Ontario, Calif. ...	62' 5 ¹ / ₄ "
Martin, Van Nuys, Calif.	58'
Moad, Medford, Ore.	57' 8 ¹ / ₂ "
Geremia, McClatchy, Sacramento, Calif.	57' 7 ¹ / ₄ "
Johnson, DeLeon, Tex.	57' 5 ¹ / ₂ "
Wright, Jefferson, Los Angeles, Calif.	57' 4"
Everage, Jordan, Los Angeles, Calif.	57' 2 ¹ / ₄ "
Self, Sunset, Dallas, Tex.	57' 1"

DISCUS THROW

Crow, Porterville, Calif.	174' 11 ¹ / ₂ "
Vereen, Miami, Fla.	173' 4 ¹ / ₂ "
Chilbert, Camden, N.J.	164' 9 ³ / ₈ "
Nelson, Hurley, S.D.	163' 6"
Roban, Great Falls, Mont.	162' 8 ¹ / ₂ "

DISCUS THROW—cont.

Schmitt, Taft, Calif.	162' 8"
Kusch, Delano, Calif.	161' 10"
Bianchi, Clovis, Calif.	161' 0"

JAVELIN THROW

Salvatore, Wilkes-Barre, Pa. ..	190' 8"
Ellis, LaConner, Wash.	189' 4"
Ruth, Lansdale, Pa.	187' 7 ³ / ₄ "
Bingham, Medford, Ore.	187' 0"
McLendon, Cranford, N.J.	182' 0"
McAdoo, El Dorado, Kans.	181' 1 ¹ / ₄ "
Ladner, Brentwood, Pa.	180' 5 ¹ / ₄ "
Martin, Lake Washington, Kirk- land, Wash.	180' 3"

440-YARD RELAY


Brenham, Tex.	43.0
Ray, Corpus Christi, Tex.	43.2
Austin, Houston, Tex.	43.2
Lamar, Houston, Tex.	43.2
Cranford, N.J.	43.7
Amarillo, Tex.	43.8
Arlington Hts., Fort Worth, Tex. ...	43.8
Delano, Calif.	43.8

880-YARD RELAY

Manual Arts, Los Angeles, Calif. .	1:27.6
Jefferson, Los Angeles, Calif.	1:28.7
Fremont, Los Angeles, Calif.	1:29.0
Phillips, Chicago, Ill.	1:29.8
Santa Ana, Calif.	1:29.9
Rindge Tech, Cambridge, Mass. ...	1:30.3

ONE-MILE RELAY

Lyons, La Grange, Ill.	3:21.2
Baytown, Tex.	3:22.5
Froebel, Gary, Ind.	3:24.7
Capitol Hill, Oklahoma City, Okla.	3:25.5
St. Augustine's, Brooklyn, N.Y. ..	3:26.6
New Trier, Winnetka, Ill.	3:27.5
Friona, Tex.	3:27.6
Byrd, New Orleans, La.	3:27.8



LANKY LANG STANLEY of San Jose State College finished three yards ahead of a good field of half-milers at Lincoln last June to earn the NCAA 880 title in 1:52.4. Stanley's unofficial 1:49.4 clocking behind Mal Whitfield last spring indicates that this coming season he might add the national college record to the national high school record he already holds.

OFFICIAL WITH AMERICA

Spalding—for more than three-quarters of a century—the manufactured equipment used by American athletes and sports-minded millions. Consulting with outstanding athletes and sports experts and its constant research have made the name SPALDING a legend in American sports.

IT'S OFFICIAL
IF IT'S

SPALDING

SPALDING SETS THE PACE IN SPORT

