


*Official* COLLEGIATE  
**TRACK and FIELD** *Guide*

1965



\$1

Bob Tobler  
Brigham Young




SELECT THE FINEST.  
**SPALDING**  
SELECT SPALDING CONFIDENTLY



SETS THE PACE IN SPORTS A.G. SPALDING & BROS. INC., CHICOPEE, MASSACHUSETTS





**DEAD HEAT** was the judges' decision after studying this photo finish of the grueling 5,000 meters in the National Collegiate Championships. Both service-school runners, Air Force's Jim Murphy (foreground) and Army's Bill Straub, were timed in 14:12.3.

# National Collegiate Championships

By HAL CHILDS

*Sports Information Director, University of Oregon*


Oregon parlayed an unprecedented one-two-three sweep in the javelin, one other individual championship and 11 place winners into its second National Collegiate track and field championship in the last three years. As in 1962, the 1964 meet was held at Oregon's own Hayward Field.

Coach Bill Bowerman's Webfoots wound up with 70 points and won by a wide margin over runner-up San Jose State, which finished with 40. Defending champion Southern California, California and Fresno State scored 30 points apiece and gave the West Coast a convincing clean sweep of the top five places.

The meet, billed as the best in collegiate history, lived up to advance notice. One U.S., three collegiate and seven meet records fell, and two more record claims were blown away by excessive trailing winds.

So close was the competition, in fact, that dead heats resulted for first place in two races.

Despite the rains that fell throughout Thursday's opening program, the surface remained firm and contributed to the excellent times. The weather took a favorable turn



*Hal Childs*

Friday and remained bright and sunny through the conclusion of the three-day affair. The meet drew 24,950 fans, including 12,000 for Saturday's showdown.

Sprint ace Harry Jerome was the Ducks' top scorer with 16 points, winning the 100-meter dash in a blanket finish and grabbing third in the 200 meters. His 10.1 effort in the 100 meters was good for American, collegiate and NCAA meet records and left little doubt that Jerome had completely recovered from the leg injury that required surgery more than a year ago.

Les Tipton, the husky javelin ace, won Oregon's other blue ribbon by tossing the spear 249-10½ in the preliminaries and watching that mark stand up. When Gary Reddaway uncorked a toss of 246-1, the best of his life by 13 feet, and Ron Gomez reached 232-8½, the Webfoots had the top three places in the javelin and the NCAA title within their grasp.

Reddaway's performance was startling for several reasons. He hadn't thrown competitively for more than a month and was bothered by a bone spur on his right elbow; he was suffering from hay fever; and, adding insult to injury, he had been kicked by a horse the previous week.

A highly unusual dead heat in the 5,000 meters resulted in a meet record as Bill Straub of Army and Jim Murphy of Air Force matched strides down the homestretch in a blistering finish. Both were clocked in 14:12.3, and after careful deliberation the judges were still unable to separate them.

The other dead-heat victory came in the 400 meters. Brigham Young's Bob Tobler closed with a rush and gained a piece of the individual title with defending champion Uli Williams of Arizona State in 45.9.

Oregon State's Morgan Groth repeated by defeating a classy 1,500-meter field in 3:40.4, a meet and collegiate record. Oregon's Archie San Romani, trying to duplicate his father's title success of bygone years, grabbed second with a driving finish. All six placers broke the equivalent of a 4-minute mile.

Vic Zwolak of Villanova, after a disappointing 10,000-meter attempt, came back and captured his second straight steeplechase crown in 8:42.0, which also accounted for meet and collegiate records.

Gary Gubner of NYU was the fourth champion who defended his title successfully. He threw the shot 61-8.

Three other 1963 titlists didn't fare as well. Lew Hoyt of USC failed to make



the finals in the high jump and watched lanky John Rambo of Long Beach State win at 7-0 $\frac{1}{4}$ . In the triple jump, North Carolina College's Norm Tate slipped to third place while Charles Craig of Fresno State soared 51-8 $\frac{3}{4}$ , which would have erased the meet record but for an excessive trailing wind. The most frustrated defender had to be Clifton Mayfield of Central Ohio. He took only two jumps, then was forced to retire with a pulled hamstring muscle. Arizona's Gayle Hopkins won the broad jump at 26-9 $\frac{1}{4}$  and accounted for one of the meet records.

Bobby May of Rice was an easy winner in the 110-meter hurdles, clocking 13.7 for a meet record. Billy Hardin of LSU won just as easily in the 400-meter hurdles with a breezing 50.2 effort.

Possibly the most exciting performer in the meet was Florida A&M's Bob Hayes, winner of the 200 meters in 20.4. That would have been a meet record had the trailing wind not exceeded legal limits.

Hayes and North Carolina College's Ed Roberts, runner-up to the Rapid Rattler, both raced to 20.3 victories in Friday's semi-finals, but again the wind whisked away potential records. Roberts, however, did get a share of the meet record when he won his preliminary heat in 20.5.

The final NCAA meet record fell to San Jose State's Danny Murphy, who sped to a 29:37.8 clocking in the 10,000 meters on opening day.

Other champions were Alex Schulten of Bowdoin in the hammer, St. John's Tom Farrell in the 800 meters, New Mexico's Larry Kennedy in the discus, California's mile relay team, featuring Forrest Beatty and Dave Archibald, and Illinois' 400-yard relay team, anchored by Trenton Jackson.

## National Collegiate Championship Meet Results

### 100-METER DASH

*First Heat*—1. Newman, Fresno St. 10.5; 2. Headley, Nebraska 10.5; 3. Hermen, San Jose St. 10.6; 4. Plowman, Washington 10.8. Also competed: Horner, Villanova 10.8; Foster, Southern Methodist 10.8; Timmons, Houston; Del Vecchio, Pittsburgh.

*Second Heat*—1. Roberts, N.C. College 10.5; 2. Stebbins, Grambling 10.5; 3. Blunt, Oregon 10.6; 4. Workman, Fresno St. 10.6. Also competed: Amuken, Colgate 10.9; Cortese, Southern Calif.; Pipkin, Los Angeles St. Disqualified; Webster, Tennessee 11.0.

*Third Heat*—1. Jackson, Illinois 10.2; 2. Jerome, Oregon 10.3; 3. Frische, Stanford 10.6; 4. Morris, Southern Calif. 10.6. Also competed: Bryant, Fresno St. 10.8; Goldston, Iowa 10.8; Friedman, Toledo; Curtis, Cal Poly.

*Semi-finals, First Heat*—1. Jackson 10.1; 2. Blunt 10.2; 3. Stebbins 10.2; 4. Headley 10.3. Also competed: Plowman 10.4; Workman 10.5.

*Semi-finals, Second Heat*—1. Jerome 10.1; 2. Newman 10.2; 3. Roberts 10.3; 4. Hermen 10.3. Also competed: Morris 10.5; Frische 10.8.

*Final*—1. Jerome 10.1; 2. Roberts 10.1; 3. Jackson 10.1; 4. Newman 10.2; 5. Stebbins 10.2; 6. Headley 10.3. Also competed: Blunt 10.3; Hermen.

### 200-METER DASH

*First Heat*—1. Harrison, Abilene Christian 21.0; 2. Yavorski, Illinois 21.1; 3. Hayes, Florida A&M 21.1; 4. Del Vecchio, Pittsburgh 21.7. Also competed: Morris, Southern Calif. 21.9; Friedman, Toledo 22.0.

*Second Heat*—1. Horner, Villanova 21.0; 2. Stebbins, Grambling 21.0; 3. Blunt, Oregon 21.1; 4. Hermen, San Jose St. 21.3. Also competed: Golston, Iowa 21.5; Sherlock, Portland. Disqualified; Timmons, Houston.

*Third Heat*—1. Ragsdale, Grambling 20.9; 2. Jerome, Oregon 21.1; 3. Maloch, Houston 21.3; 4. Plowman, Washington 21.5. Also competed: Blenheim, Illinois 21.6; Webster, Tennessee 21.7. Disqualified: Cheskin, Colorado.

*Fourth Heat*—1. Roberts, N.C. College 20.5; 2. Curtis, Cal Poly 21.2; 3. Workman, Fresno St. 21.4; 4. Pipkin, Los Angeles St. 21.4. Also competed: Amuken, Colgate 21.6; Adams, Purdue 21.8; Frische, Stanford; Burns, Colorado.

*Semi-finals, First Heat*—1. Hayes 20.3; 2. Blunt 20.6; 3. Hermen 21.0; 4. Pipkin 21.0. Also competed: Harrison 21.1; Ragsdale 21.3; Curtis; Maloch.

*Semi-finals, Second Heat*—1. Roberts 20.3; 2. Jerome 20.4; 3. Horner 20.9; 4. Workman 21.2. Also competed: Stebbins 21.2; Plowman 21.3; Yavorski; Del Vecchio.

*Final*—1. Hayes 20.4; 2. Roberts 20.4; 3. Jerome 20.6; 4. Blunt 20.9; 5. Hermen 20.9; 6. Horner 21.0. Also competed: Workman 21.3; Pipkin.

### 400-METER DASH

*First Heat*—1. Tobler, Brigham Young 46.1; 2. Lee, Morgan St. 46.9; 3. Boyle, Notre Dame 47.0; 4. Albersson, Central State 47.2. Also competed: Lamb, Maryland 47.5; Eves, Oregon St. 48.4; Huey, Clemson.

*Second Heat*—1. Beatty, California 46.1; 2. Bernard, Michigan 46.6; 3. Comer, Southern Calif. 47.5; 4. Owens, Grambling 47.7. Also competed: Shapiro, Tulane 48.0; Clements, Long Beach St. 48.6.

*Third Heat*—1. Williams, Arizona St. 46.5; 2. Archibald, California 47.1; 3. Hollingsworth, Iowa 47.4; 4. Nelson, Texas A&M 47.6. Also competed: Carter, New Mexico 47.8; Thomas, Northwestern 48.6.

*Semi-finals, First Heat*—1. Bernard 46.5; 2. Beatty 46.9; 3. Owens 47.5; 4. Lee 47.6. Also competed: Hollingsworth 47.8; Comer 48.4.

*Semi-finals, Second Heat*—1. Tobler 45.9; 2. Williams 46.1; 3. Boyle 46.2; 4. Archibald 46.2. Also competed: Alverson 47.0; Nelson 47.0.

*Final*—1. Tobler and Williams 45.9; 3. Bernard 45.9; 4. Archibald 46.0; 5. Boyle 46.2; 6. Lee 46.6. Also competed: Beatty 46.6; Owens.

### 800-METER DASH

*First Heat*—1. Underwood, Oregon St. 1:50.6; 2. Perry, Okla. State 1:51.1; 3. Pratt, Stanford 1:51.2; 4. Ogdan, Harvard 1:51.6. Also competed: Hammerstein, Western Mich. 1:54.8; Martens, Mich. State. Disqualified; Christmas, Abilene Christian 1:51.5.

*Second Heat*—1. Van Asten, Oregon 1:53.9; 2. Parker, Oregon St. 1:53.9; 3. Perry, Okla. State 1:53.9; 4. Crombie, South Carolina 1:53.1. Also competed: Horning, Mich. State 1:54.1; Breckow, UCLA 1:54.2; Crooks, Ohio.

*Third Heat*—1. Bess, Southern Calif. 1:51.6; 2. Carroll, Villanova 1:51.8; 3. Sugden, Ohio 1:51.8; 4. Scott, Oregon 1:51.9. Also competed: Coan, Kansas 1:51.9; Gibeau, San Jose St. 1:55.1; Vennet, Wash. State.

*Fourth Heat*—1. Germann, Seton Hall 1:51.0; 2. Farrell, St. John's 1:51.1; 3. Garrison, San Jose St. 1:51.3; 4. Willis, Washington 1:52.0. Also competed: Namp, Los Angeles St. 1:52.1; Clasen, Bowling Green 1:56.1.

*Semi-finals, First Heat*—1. Bess 1:49.0; 2. D. Perry 1:49.6; 3. Farrell 1:49.8; 4. Scott 1:50.9. Also competed: Willis 1:51.5; Pratt; Crombie. Disqualified: Underwood 1:49.3.

*Semi-finals, Second Heat*—1. Van Asten 1:50.2; 2. Sugden 1:50.2; 3. Garrison 1:50.4; 4. Carroll 1:50.4. Also competed: Parker 1:51.0; Germann 1:51.0; Ogdan; J. Perry.

*Final*—1. Farrell 1:48.5; 2. Sugden 1:48.7; 3. Bess 1:48.9; 4. Garrison 1:49.1; 5. Van Asten 1:49.2; 6. Carroll 1:49.4. Also competed: D. Perry 1:50.1; Scott.

### 1,500-METER RUN

*First Heat*—1. San Romani, Oregon 3:45.8; 2. Tucker, San Jose St. 3:46.2; 3. Camien, Emporia St. 3:46.3; 4. Romo, Texas 3:46.4; 5. Scheider, NE Missouri 3:47.2. Also competed: Farley, Brown 3:48.8; Hennessey, Seton Hall; Johnson, Southern Calif.; Wighton, Colorado; Andrews, Stanford; Clark, Notre Dame; Germann, Seton Hall; Mewett, Oregon St.

*Second Heat*—1. Lingle, Missouri 3:45.6; 2. Day, UCLA 3:45.9; 3. Groth, Oregon St. 3:46.0; 4. Sullivan, Villanova 3:46.8; 5. Von Ruden, Okla. State 3:47.1. Also competed: Adams, Oregon 3:47.5; Hack, San Diego St.; Crowley, Long Beach St.; Cunningham, Miami; Deubner, Stanford; Dean, Notre Dame; Baker, New Mexico; Germann, Seton Hall.

*Final*—1. Groth 3:40.4; 2. San Romani 3:40.8; 3. Camien 3:41.0; 4. Tucker 3:41.4; 5. Lingle 3:42.0; 6. Day 3:42.1. Also competed: Romo 3:44.8; Scheider; Von Ruden.

### 5,000-METER RUN

*Final*—1. Murphy, Air Force and Straub, Army 14:12.3; 3. Keefe, Central Conn. 14:13.0; 4. Moore, Oregon 14:14.4; 5. Lynch, Georgetown 14:16.2; 6. Brown, Montana 14:16.2. Also competed: Westman, Wash. State; Story, Oregon St.; Schlicke, Stanford; Murphy, San Jose St.; Vickers, Tennessee; Murray, Michigan; Bachelier, Miami (O.); Elliott, Houston; Gurule, San Jose St.; Burston, Western Mich.; Peterson, Minnesota; Courkamp, Denver; Biggers, Fresno St.; Tonn, Oregon; Acevedo, Villanova; Mortenson, Oregon; Valiant, Wash. State.

### 10,000-METER RUN

*Final*—1. Murphy, San Jose St. 29:37.8; 2. Brown, Montana 29:52.4; 3. Gurule, San Jose St. 29:56.4; 4. Valiant, Wash. State 29:57.2; 5. Keefe, Central Conn. 30:15.0; 6. Weeks, UCLA 30:19.6. Also competed: Carius, Illinois; Moore, Oregon; Zwolak, Villanova; Westman, Wash. State; Walker, Houston; Tuite, San Jose St.; Brouillet, Massa-



### National Collegiate Team Championships, 1921-1964

Year	Champion	Points	Year	Champion	Points	Year	Champion	Points
1921	Illinois	20+	1935	Southern Calif.	74+	1950	Southern Calif.	49+
1922	California	28+	1936	Southern Calif.	103+	1951	Southern Calif.	56
1923	Michigan	29+	1937	Southern Calif.	62	1952	Southern Calif.	66+
1924	(Meet not held)		1938	Southern Calif.	67+	1953	Southern Calif.	80
1925	Stanford	31+	1939	Southern Calif.	86	1954	Southern Calif.	66+
1926	Southern Calif.	27+	1940	Southern Calif.	47	1955	Southern Calif.	42
1927	Illinois	35+	1941	Southern Calif.	81+	1956	UCLA	57+
1928	Stanford	72	1942	Southern Calif.	85+	1957	Villanova	47
1929	Ohio State	50	1943	Southern Calif.	46	1958	Southern Calif.	48+
1930	Southern Calif.	55+	1944	Illinois	79	1959	Kansas	73
1931	Southern Calif.	77+	1945	Navy	62	1960	Kansas	50
1932	Indiana	56	1946	Illinois	78	1961	Southern Calif.	65
1933	Louisiana St.	58	1947	Illinois	59+	1962	Oregon	85
1934	Stanford	63	1948	Minnesota	46	1963	Southern Calif.	61
			1949	Southern Calif.	55+	1964	Oregon	70

chusetts; Murry, Michigan; Elliott, Houston; Kirkland, Stanford; Tonn, Oregon; Montgomery, San Diego St.; Courkamp, Denver; Fernandez, San Jose St.; Mortenson, Oregon.

#### 3,000-METER STEEPLECHASE

*Final*—1. Zwolak, Villanova 8:42.0; 2. Lehner, Oregon 8:50.6; 3. Silverberg, Kansas 8:53.4; 4. Valiant, Wash. State 8:57.1; 5. Steinke, Oregon 9:00.5; 6. Moore, Oregon 9:02.8. Also competed: Bachelier, Miami (O.) 9:03.2; Mortenson, Oregon; Barrus, Brigham Young; Sunderland, Texas.

#### 110-METER HIGH HURDLES

*First Heat*—1. May, Rice 14.0; 2. Wyatt, Oregon St. 14.3; 3. Cortright, Stanford 14.4; 4. Viltz, Southern Calif. 14.6. Also competed: Nuttall, Michigan 14.7; Walker, Cal Poly 14.7; Hefty, Montana St.

*Second Heat*—1. Bethea, Morgan St. 14.2; 2. Thompson, Houston 14.3; 3. Chaldu, San Fernando St. 14.6; 4. Hearn, N.C. College 14.6. Also competed: Awori, Harvard 14.6; Dick, Air Force 15.1.

*Third Heat*—1. Johnston, Iowa State 14.2; 2. Whitehouse, Notre Dame 14.4; 3. Renfrow, Arkansas 14.5; 4. Nickolas, Fresno St. 14.5. Also competed: Macy, Oregon St. 14.8; Knight, New Mexico 14.9.

*Semi-finals, First Heat*—1. May 13.8; Hearn 14.1; 3. Renfrow 14.2; 4. Thompson 14.2. Also competed: Chaldu 14.4; Wyatt 14.4.

*Semi-finals, Second Heat*—1. Johnston 14.0; 2. Whitehouse 14.1; 3. Viltz and Cortright 14.1. Also competed: Nickolas 14.2; Bethea 14.2.

*Final*—1. May 13.7; 2. Whitehouse 14.1; 3. Johnston 14.2; 4. Viltz 14.2; 5. Thompson 14.2; 6. Cortright 14.3. Also competed: Renfrow; Hearn.

#### 400-METER HURDLES

*First Heat*—1. Hardin, Louisiana St. 52.1; 2. Wyatt, Oregon St. 52.4; 3. Montalbano, Wisconsin 52.4; 4. McArdle, Manhattan 52.7. Also competed: Johnson, Chico St. 54.5; Knight, New Mexico 54.8; Smith, Ohio State; Dick, Air Force.

*Second Heat*—1. McCray, N.C. College 51.4; 2. Bethea, Morgan St. 51.7; 3. Reynard, Pennsylvania 51.7; 4. Lynch, Harvard 51.9. Also competed: Miller, Colorado 52.3; Arnaudo, Stanford 54.8; Dama, Cal Poly; Brown, Oregon St.

*Third Heat*—1. Whitney, Occidental 51.7; 2. Allen, Wash. State 51.9; 3. Bursleson, Pepperdine 52.3; 4. Buller, Oregon 54.2. Also competed: Hackett, American 54.6; Macy, Oregon St.; Johnson, Northwestern. Disqualified: Johnson, Cornell 52.7.

*Final*—1. Hardin 50.2; 2. McArdle 50.8; 3. McCray 50.9; 4. Reynard 51.3; 5. Lynch 51.4; 6. Bethea 51.4.

#### HIGH JUMP

*Final*—1. Rambo, Long Beach St. 7¼; 2. Johnson, California 6-10; 3. Keppel, Wash. State 6-10; 4. Pardee, Harvard 6-10; 5. Olsen, California 6-9; 6. Stuber, Oregon 6-9. Also competed: Hartnett, Princeton 6-7; Ammerman, Michigan; Llewellyn, Oregon; Hill, Yale; Hoyt, Southern Calif.; Laverty, Okla. State; Miller, Indiana; Curry, Kent State; Rice, Montana; Holden, Wisconsin; Densham, Michigan; Taylor, NW Missouri; Nordyke, San Fernando St.

#### BROAD JUMP

*Final*—1. Hopkins, Arizona 26-9¼; 2. Nickolas, Fresno St. 26-1; 3. Shinnick, Washington 25-7¼; 4. Clayton, Southern Calif. 25¾; 5. West, Washington 24-9¼; 6. Brooks, Nebraska 24-1¼. Also competed: Watson, Oklahoma 24.0; Bond, San Jose St.; Cole, Maryland; Holland, Western Mich.; Lawson, Sacramento St.; Johnson, Chico St.; Smith, Brigham Young.

#### POLE VAULT

*Final*—1. Uelses, LaSalle 16-0; 2. Flanagan, Southern Calif. 15-9; 3. Pemmerton, Abilene Christian 15-9; 4. Self, Wash. State 15-9; 5. Cruz, Villanova 15-3; 6. Holsinger, Okla. State and Yard, Wash. State 15-3. Also competed: Neutzling, Ohio State; Younger, Missouri; Brown, Navy; Kick, Redlands; Siverson, Wash. State; Smith, Stanford; Manning, Kansas; Martenson, Arizona; Moro, Oregon; Christopher, Auburn; Allen, Fresno St. Radloff, Oregon St.; Albrecht, Northwestern; Walker, Cal Poly; Johnson, Occidental; Cox, Oregon St.; Plymale, Army; Farrell, Oklahoma; Erickson, Air Force; Bergemann, Wisconsin.

#### SHOT PUT

*Final*—1. Gubner, NYU 61-8; 2. Woods, So. Illinois 60-4¾; 3. Wallin, Northeastern 59-3; 4. Berkowitz, Navy 58-9¾; 5. Castle, Southern Calif. 58-6; 6. Johnson, Redlands 57-10¼. Also competed: Samsam, Oregon St. 57-7½; Wynn, Southern Calif.; Schmidt, Michigan; Magrane, Drake; Roberts, Texas A&M; Bianco, Brigham Young; Lancaster, Baylor; Croasdale, Harvard; Orrell, Abilene Christian; Kennedy, New Mexico.

#### DISCUS

*Final*—1. Kennedy, New Mexico 185-2½; 2. Neville, Occidental 181-7½; 3. Schmidt, California 175-0; 4. Akers, San Jose St. 174-9; 5. Petroelje, Cal Poly 174-1½; 6. Hendrickson, Wisconsin 172-11. Also competed: Schwartz, Kansas 170-11½; Biagi, Sacramento St.; Cole, Arizona St.; Roberts, Texas A&M; Williams, Stanford; Sanders, Portland; Lancaster, Baylor; Gubner, NYU; Soudek, Michigan; Orrell, Abilene Christian; Leetzow, Idaho; Bakkensen, Harvard; Pemberton, Washington; Hazlet, Washington; Fasano, Oregon St.

#### JAVELIN

*Final*—1. Tipton, Oregon 249-10½; 2. Reddaway, Oregon 246-1½; 3. Gomez, Oregon 232-8½; 4. Red, Rice 232-6½; Brown, San Jose St. 229-0; 6. Kipe, Wash. State 225-2. Also competed: Stuart, Southern Calif. 224-10; Smith, Utah; Spiegel, UCLA; Laville, Cal Poly; Terza, Penn State; Krombolz, Penn State.

#### HAMMER THROW

*Final*—1. Schulten, Bowdoin 191-6; 2. Corsetti, Northeastern 190-7; 3. Croasdale, Harvard 189-2; 4. Gage, Cornell 185-10; 5. Sumoski, Connecticut 180-1; 6. Frenn, Long Beach St. 179-3.

#### TRIPLE JUMP

*Final*—1. Craig, Fresno St. 51-8¾; 2. Bond, San Jose St. 50-7¼; 3. Ttate, N.C. College 50-3; 4. Hopkins, Arizona 50-2; 5. Chiri, Harvard 50.0; 6. Daugherty, Tulsa 49-4½. Also competed: Lawson, Sacramento St. 48-11; Lazaro, Occidental; Anderson, Pennsylvania; West, Washington; Fergus, San Jose St.; Brooks, Nebraska; Ballmer, California; Cortright, Stanford; Holland, Western Mich.; Wiggs, Wash. State; Monroe, Oregon St.

#### 440-YARD RELAY

*Final*—1. Illinois (Williams, Blanheim, Yavorski, Jackson) 40.1; 2. Fresno St. (Bryant, Craig, Workman, Nickolas) 40.5; 3. Southern Calif. (Clayton, Cortese, Comer, Morris) 40.5; 4. Colorado (Cheskin, Morton, Burns, Miller) 40.7; 5. Houston (Timmons, Thompson, McCartney, Maloch) 41.6; 6. Oregon St. (Wyatt, Eves, Herbert, Brown) 42.3. Also competed: Oregon.

#### MILE RELAY

*Final*—1. California (Courschene, Fishback, Beaty, Archibald) 3:07.4; 2. Brigham Young (Russell, Cramm, Pierce, Tobler) 3:09.0; 3. Michigan (Romaine, Hughes, Wade, Bernard) 3:09.5; 4. Nebraska (Stramm, Gebo, McCloughan, Crook) 3:10.9; 5. Oregon St. (Brown, Herbert, Eves, Underwood) 3:12.7; 6. Clemson (Williams, Adams, Done, Huey) 3:13.4. Also competed: Oregon 3:13.5; Okla. State.



## TEAM SCORES

Oregon	70	New Mexico	10	Nebraska	6
San Jose St.	40	LaSalle	10	Cornell	4
California	30	Florida A&M	10	Colorado	4
Southern Calif.	30	Notre Dame	10	Navy	4
Fresno St.	30	St. John's	10	Pennsylvania	4
N.C. College	28	Louisiana St.	10	Houston	4
Wash. State	19½	Army	9	Georgetown	2
Brigham Young	17	Montana	9	Connecticut	2
Illinois	16	Air Force	9	Missouri	2
Villanova	14	Arizona St.	9	UCLA	2
Harvard	14	Central Conn.	8	Cal Poly	2
Arizona	14	Washington	8	Morgan St.	2
Northeastern	14	So. Illinois	8	Grambling	2
Rice	14	Occidental	8	Redlands	1
Oregon St.	13	Ohio U.	8	Clemson	1
Michigan	12	Manhattan	8	Tulsa	1
Long Beach St.	11	Emporia St.	6	Wisconsin	1
Bowdoin	10	Abilene Christian	6	Stanford	1
NYU	10	Iowa State	6	Okla. State	½
		Kansas	6		

## 2nd NCAA College-Division Championships

Fresno, Calif., June 12-13, 1964

SCORING—Fresno State 85, Long Beach 57, Cal Poly (SLO) 40, Redlands 37, N. C. College 30, Central State 26, Sacramento State 23, Grambling 22, Central Connecticut 20, San Diego State 20, Pepperdine 19, NE Missouri 18, Texas Southern 17, Lamar Tech 16, Mt. Union 15, San Fernando St. 14, UC, Santa Barbara 13, Chico State 12, UC, Davis 12, Whitworth 12, Bowdoin 10, Florida A&M 10, Ohio Wesleyan 10, Ball State 8, Vaparaiso 8, Western New Mexico 8, American U. 6, Thiel 6, No. Dak. State 5, San Francisco St. 5, Muskingum 4, Otterbein 4, Western Wash. 4, Denison 1, Mankato St. 1, SW Missouri 1.

100—Newman (FS) 9.3, Stebbins (G), Bryant (FS), Workman (FS), Roberts (NCC), Curtis (CPSLO); 220—Hayes (FAM) 20.5, Stebbins (G), Roberts (NCC), Workman (FS), Ragsdale (G), Curtis (CPSLO); 440—Alverson (CeS) 46.7, Hawthorne (MU), Davis (LT), Owens (G), Clements (LB), Airheart (NDS); 880—tie-LeBlanc (LT) and Noel (TS) 1:54.3, Fox (MU), Schneider (NEM), Richardson (SS), Reich (P); MILE—Crowley (LB) 4:11.5, Schneider (NEM), Schipper (ChS), Riley (SDS), Kennedy (R), Hack (SRS); 3-MILE—Keefe (CC) 14:14.9, Burson (WNN), Wise (T), Biggers (FS), Davis (LB), Dahlgren (FS); 120-HH—Nickolas (FS) 13.9, Cook (V), Walker (CPSLO), Hearn (NCC), Chaldu (SFeS), Modica (LT); 440-H—McCray (NCC) 51.3, Burleson (P), Hackett (AU), Johnson (ChS), Dama (CPSLO), Godfrey (SDS); 3,000-M—STEPPLE—Moore (CeS) 9:48, Lint (CPSLO), Lacy (LB), Offerdahl (NDS), Barrett (SS), Becerra (SFRS).

HJ—Rambo (LB) 6-10¼, Nordyke (SFeS), Taylor (NEM), Bergholdt (UCD); LJ—Nickolas (FS) 26, Lawson (SS), Mayfield (CeS), Craig (FS), Johnson (ChS), Alvin (R); PV—Kirk (R) 15-6¾, Pratt (TS), Allen (FS), Walker (CPSLO), Wixom (SS), Parson (LB); SP—Johnson (R) 57-3, Pfrehm (UCD), McLaughlin (W), Duda (M), Baer (SDS), Biagi (SS); JAV—Laville (CPSLO) 223-3¼, McInerney (BS), Clark (UCSB), Thompson (O), Osman (LB), Murdock (SWM); TJ—Craig (FS) 51-9¼, Tate (NCC), Nickolas (FS), Carr (SFRS), Lawson (SS), Graves (MU).

RELAYS-440—Fresno State (Bryant, Workman, Nickolas, Newman) 40.5, Redlands; Mile—Pepperdine (Burleson, Norton, Sheue, Howard) 3:15.1, Long Beach, Redlands, San Diego State.

## Atlantic Coast Regional

Petersburg, Va., May 30, 1964

SCORING—Virginia St. 67, N. C. College 59, Mt. St. Mary's 31, American U. 29, Norfolk St. 18, Cortland St. 10, Elizabeth City 7, East Carolina 2.

100—Roberts (NCC) 9.7, Jones (NS), Tate (NCC), Smith (VS), Swomley (MSM); 200—Roberts (NCC) 21.5, Jones (NS), Johnson (NCC), Jackson (VS), Swomley (MSM); 440—McCray (NCC) 47.3, Terrell (NCC), Campbell (AU), Bass (EaC), Jackson (VS); 880—Pankey (NS) 1:58.5, Ball (AU), Henderson (VS), Clarke (MSM), Minogue (MSM); MILE—Lalley (CS) 4:22, Fraser (NCC), Hamilton (VS), Neidhart (MSM), Veihe (AU); 2-MILE—Lalley (CS) 9:58.8, Orem (AU), Fraser (NCC), Neidhart (MSM), Hamilton (CS); 120-HH—Hearn (NCC) 15.1, Hackett (AU), O'Neil (AU), Hawkins (VS),

Williams (VS); 440-H—McCray (NCC) 52.6, Hackett (AU), O'Neil (AU), Terrell (NCC), Hawkins (VS).

HJ—Thomas (NCC) 6-6, Brock (VS), Napper (VS), Williams (VS), Walsh (MSM); BJ—Tate (NCC) 22-8, Henderson (VS), Walsh (MSM), Napper (VS), Smith (VS); PV—Walsh (MSM) 13, Drake (MSM), Furr (AU), Donnley (MSM), Rush (VS); SP—Parson (NS) 43-11, Bladen (VS), Hart (VS), Whitfield (EIC), Ritter (VS); DISC—Whitfield (EIC) 145-3, Ritter (VS), Bladen (VS), Hart (VS); JAV—Hart (VS) 182-3, Smith (VS), Williams (VS), Bladen (S); TJ—Tate (NCC) 47-11, Walsh (MSM), Hensler (MSM), Napper (VS), Henderson (VS).

## 6th Mideast Regional

Berea, O., June 6, 1964

SCORING—Mount Union 60, Baldwin-Wallace 20, Otterbein 20, Ohio Wesleyan 18, Denison 14, Akron 10, DePaul 10, Kentucky St. 10, UW, Milwaukee 10, Valparaiso 9, Augustana 8, Wabash 8, Hiram 6, Ashland 5, Muskingum 5, Thiel 5, Knox 5, Capital 4, Ball State 3, Western Reserve 3, Chicago U. 2, Kenyon 2, Monmouth 2, MacMurray 1, Wittenburg 0.

100—Mooney (MU) 10, McBride (D), Sargent (MU), Roth (H), Steinmetz (O); 220—Kemp (KS) 22, Mooney (MU), Sargent (MU), Piggot (BW), tie-Clark (Au) and Shafer (Au); 440—Hawthorne (MU) 47.4, Kemp (KS), Matson (AU), Scherpe (Ke), Mader (Wa); 880—Fox (MU) 1:55.4, Strothers (MU), Keister (MU), Siefers (MU), Alikonis (OW); MILE—Fox (MU) 4:19.6, Weatherbee (Ak), Hunton (BS), Stucki (UWM), Schramm (V); 3-MILE—Wise (T) 14:31.8, Campbell (Ak), Lewis (C), Race (Wa), Schramm (V); 120-HH—Cook (V) 14.4, Roud (MU), Hutton (DP), Benz (V), Schmitt (O); 330-HH—Gilbert (As) 39, Hutto (DP), Moore (O), Fillik (MU), Schmitt (O).

HJ—Reigel (BW) 6, Balough (BW), Ledbetter (D), tie among Lundquist (DP), Cowles (H), and Stucki (UWM); BJ—Graves (MU) 21-11¼, Meeks (O), Ferrara (H), Murphy (UWM), Dudock (Ak); PV—Burnett (BW) 14-1¾, McFarland (BW), Reynolds (O), Zollar (OW), Cooksey (KS); SP—Duda (Mu) 52-8¾, Reuss (OW), Grossman (WR), Gardner (DP), Morrow (D); DISC—Reuss (OW) 171-1, Morrow (D), Montgomery (OW), Wintze (Kn), Jones (Ak); JAV—Vorce (Wa) 185¾, Thompson (O), Reid (Kn), Wilson (Mo), Murphy (UWM); TJ—Graves (MU) 43-10¼, Murphy (UWM), Meeks (O), Ledbetter (D), Bucher (MM); MILE RELAY—Mount Union (Sargent, Green, Hawthorne, Mooney) 3:19.4, Augustana, Ohio Wesleyan, Chicago U., Capital.

## Midwest Regional

Cedar Falls, Ia., May 22-23, 1964

SCORING—NE Missouri 55, Lincoln 48, State Col. Iowa 48, Luther 21, South Dakota St. 19, Nebraska Wesleyan 19, North Dakota St. 14, Wartburg 7, SW Missouri 6, South Dakota 5, Grinnell 5, Wheaton 4, Coe 2.

100—Wheatfall (Li) 10.0, Johnson (SDS), Taylor (NEM), Christian (Li), McBee (SCI); 220—Taylor (NEM) 22.3, Airheart (NDS), Taylor (NEM), McBee (SCI), Johnson (SDS); 440—Airheart (NDS) 47.7, Taylor (NEM), Holmes (Li), Van Voorhis (SCI), Boozer (Li); 880—Schneider (NEM) 1:53.1, Harris (Li), Engel (SCI), Bergan (SCI), Schlicht (SD); MILE—Schneider (NEM) 4:12.1, Schlicht (SD), Langham (G), Groeters (NDS), Prichard (SCI); 3-MILE—Waddle (NEM) 14.53.5, Columbus (Wa), Offerdahl (NDS), Rust (SDS), Prichard (SCI); 120-HH—Taylor (NEM) 15.0, Hawkins (Li), Taylor (NEM), Dent (Li), Peer (Lu); 400-M-H—Peer (Lu) 53.8, Soukup (SDS), Taylor (NEM), McCoy (C), Larson (SCI).

HJ—Taylor (NEM) 6-7, Sunkten (SCI), Lowery (SCI), Booher (SCI), Fox (G); BJ—Dent (Li) 22-11¾, Begley (SCI), Knaub (NW), Boozer (Li), Long (SCI); PV—Knaub (NW) 14-7, Watkins (Wh), Meyer (SCI), tie-Dlouhy (SCI) and McBee (SCI); SP—Jensen (Lu) 51-2½, Scoles (SCI), Cowan (NW), Milton (Lu), Sissom (NEM); DISC—Ashland (Lu) 147-8, Sissom (NEM), Jensen (Lu), Smith (SCI), Murdock (SWM); JAV—Murdock (SWM) 209-3, Sissom (NEM), Sattari (SCI), Leeper (Wa), Wacholz (Wa); TJ—Russell (Li) 46.0, Boozer (Li), Sattari (SCI), Knaub (NW), Johnson (Li).

RELAYS-440—Lincoln (Dent, Christian, Hawkins, Wheatfall) 42.4, South Dakota St., State Col. Iowa, Nebraska Wesleyan; MILE—Lincoln (Holmes, Jordan, Boozer, Harris) 3:19.8, South Dakota St., State Col. Iowa, Nebraska Wesleyan.

## Pacific Coast Regional

Davis, Calif., May 16, 1964

SCORING—Fresno 46, Redlands 38, Long Beach St. 38, Cal Poly (SLO) 29, San Diego St. 24, UC, Santa Barbara 20, UC, Davis 15, Humboldt 12, Chico St. 11, Pepperdine 10, San Fernando St. 8, San Francisco St. 6, CP, Pomona 4, Claremont-Mudd 3, Nevada 3, Pomona 2, Chapman 1.

(Continued on page 19)



# Results of 18th Olympic Games

Tokyo, Japan, Oct. 14-21, 1964

**100—Hayes (USA) 10.0**, Figueroa (Cuba) 10.2, Jerome (Canada) 10.2, Maniak (Poland) 10.4, Schumann (Germany) 10.4, tie between Kone (Ivory Coast) and Pender (USA) 10.4, Robinson (Bahamas) 10.5.

**200—Carr (USA) 20.3**, Drayton (USA) 20.5, Robert (Trinidad) 20.6, Jerome (Canada) 20.7, Berruti (Italy) 20.8, Foik (Poland) 20.8, Stebbins (USA) 20.8, Ottolina (Italy) 20.9.

**400—Larrabee (USA) 45.1**, Mottley (Trinidad) 45.2, Badenski (Poland) 45.6, Brightwell (Great Britain) 45.7, Williams (USA) 46.0, Graham (Great Britain) 46.0, Vassella (Australia) 46.3, Skinner (Trinidad) 46.8.

**800—Snell (New Zealand) 1:45.1**, Crothers (Canada) 1:45.6, Kiprugut (Kenya) 1:45.9, Kerr (Jamaica) 1:45.9, Farrell (USA) 1:46.6, Siebert (USA) 1:47.0, Bogatzki (Germany) 1:47.2, Pemewaert (Belgium) 1:50.5.

**1500—Snell (New Zealand) 3:38.1**, Odlozil (Czechoslovakia) 3:39.6, Davies (New Zealand) 3:39.6, Simpson (Great Britain) 3:39.7, Burleson (USA) 3:40.0, Baran (Poland) 3:40.3, Bernard (France) 3:41.2, Whetton (Great Britain) 3:42.4, Wadoux (France) 3:45.4.

**5000—Schul (USA) 13:48.8**, Norpoth (Germany) 13:49.6, Dellinger (USA) 13:49.8, Jazy (France) 13:49.8, Keino (Kenya) 13:50.4, Baillie (New Zealand) 13:51.0, Dntov (USSR) 13:53.8, Helland (Norway) 13:57.0, Clarke (Australia) 13:58.0, Balduik (USSR) 14:11.2, Wiggs (Great Britain) 14:20.8, Gammoudi (Tunisia) forfeit.

**10,000—Mills (USA) 28:24.4**, Gammoudi (Tunisia) 28:24.8, Clarke (Australia) 28:25.8, Wolde (Ethiopia) 28:31.8, Ivanov (USSR) 28:53.2, Tsuburaya (Japan) 28:59.4, Halberg (New Zealand) 29:10.8, Cook (Australia) 29:15.8, Lindgren (USA) 29:20.6, Cervan (Yugoslavia) 29:21.0.

**3000 Steeplechase—Roelants (Belgium) 8:30.8**, Herriott (Great Britain) 8:32.4, Breliaev (USSR) 8:33.8, Oliveira (Portugal) 8:36.2, Young (USA) 8:38.2, Texereau (France) 8:38.6, Alexeiuas (USSR) 8:39.0, Gustafsson (Sweden) 8:41.8, El Ghazi (Morocco) 8:43.6, Pomfret (Great Britain) 8:43.8.

**110 Hurdles—Jones (USA) 13.6**, Lindgren (USA) 13.7, Mikhailov (USSR) 13.7, Ottoz (Italy) 13.8, Randhawa (India) 14.0, Duriez (France) 14.0, Cornacchia (Italy) 14.1, Mazza (Italy) 14.1.

**400 Hurdles—Cawley (USA) 49.6**, Cooper (Great Britain) 50.1, Morale (Italy) 50.1, Knoke (Australia) 50.4, Luck (USA) 50.5, Frinolli (Italy) 50.7, Anisimov (USSR) 51.1, Geeroms (Belgium) 51.4.

**High Jump—Brumel (USSR) 7-1 3/4**, Thomas (USA) 7-1 3/4, Rambo (USA) 7-1, Pettersson (Sweden) 7-1/4, Shavlakadze (USSR) 7-1/4, tie between Nilsson (Sweden) and Drecoll (Germany) 6-10 3/4, Caruthers (USA) 6-10 3/4, Idriss (Chad) 6-10 3/4, Peckham (Australia) 6-10 3/4.

**Broad Jump—Davies (Great Britain) 26-5 3/4**, Boston (USA) 26-4, Ter-Ovanesyan (USSR) 26-2 1/4, West (Nigeria) 24-11 1/4, Cochard (France) 24-5, Areta (Spain) 24-1, Ahey (Ghana) 23-11 1/4, Stalmach (Poland) 23-9 3/4, Yamada (Japan) 23-5 3/4, Klein (Germany) 23-5 3/4, Morhey (Great Britain) 23-3.

**Pole Vault—Hansen (USA) 16-8 3/4**, Reinhardt (Germany) 16-6 3/4, Lehnertz (Germany) 16-4 3/4, Prussner (Germany) 16-4 3/4, Bliznetsov (USSR) 16-2 3/4, Tomasek (Czechoslovakia) 16-3/4, Nikula (Finland) 16-3/4, Pemelton (USA) 15-9, Feld (USSR) 15-9, Moro (Canada) 15-5, Pennel (USA) 15-5, Ankiö (Finland) 15-5, Leseck (Yugoslavia) 15-5.

**Shot put—Long (USA) 66-8 3/4**, Matson (USA) 66-3 3/4, Variu (Hungary) 63-7 3/4, O'Brien (USA) 62-11 3/4, Nagy (Hungary) 61-11 3/4, Karasiöv (USSR) 61-10 3/4, Mills (New Zealand) 60-9, Varanauskas (USSR) 60-4 3/4, Komar (Poland) 59-8 3/4, Lipsnis (USSR) 59-5, Langer (Germany) 56-8 3/4.

**Discus Throw—Oerter (USA) 200-1 1/2**, Danek (Czechoslovakia) 198-6 3/4, Weill (USA) 195-2, Silvester (USA) 193-10 3/4, Szecsenyi (Hungary) 187-9, Begier (Poland) 187-2 1/2, Piatkowski (Poland) 183-1 3/4, Trusenev (USSR) 179-8 3/4, Bukhantsov (USSR) 178-5, Hollingsworth (Great Britain) 176-8 3/4, Losch (Germany) 170-10 3/4.

**Javelin Throw—Nevala (Finland) 271-2 3/4**, Kulcsar (Hungary) 270-1, Lusiš (USSR) 264-4, Sidlo (Poland) 263-3/4, Von Wartburg (Switzerland) 258-3 3/4, Kinnunen (Finland)

252-5, Herings (Germany) 245-1 3/4, Kuznetsov (USSR) 243-7 1/2, Nikiciuk (Poland) 239-10 3/4, Pierrakos (Greece) 238-4 1/2, Red (USA) 238-4 1/2, Schenk (Germany) 229-3 3/4.

**Hammer Throw—Klim (USSR) 228-9 1/2**, Zsvotzky (Hungary) 226-8, Beyer (Germany) 223-4 1/2, Nikulin (USSR) 222-3/4, Bakarinov (USSR) 218-10 3/4, Connolly (USA) 218-8, Burke (USA) 215-5, Ciepły (Poland) 212-8 3/4, Matousek (Czechoslovakia) 211-11, Rut (Poland) 211-8 1/4, Eckschmidt (Hungary) 209-5, Hall (USA) 209-4 1/2.

**Triple Jump—Szmidt (Poland) 55-3 3/4**, Fedoseev (USSR) 54-4 3/4, Kravchenko (USSR) 54-4 1/2, Alsop (Great Britain) 54-0, Ciochina (Rumania) 53-2 3/4, Hinze (Germany) 52-11 3/4, Stoykovski (Bulgaria) 52-9 3/4, Ruckborn (Germany) 52-9 1/4, Davis (USA) 52-5 3/4, Okazaki (Japan) 52-1 3/4, Sharpe (USA) 51-11 3/4, Jaskolski (Poland) 51-10 3/4.

**400 Relay—USA (Drayton, Ashworth, Stebbins, Hayes) 39.0**, Poland (Zielinski, Maniak, Foik, Dudziak) 39.3, France (Genevay, Laidebeur, Piquemal, Delecour) 39.3, Jamaica (McNeil, Robinson, Headley, Johnson) 39.4, USSR (Ozolinn, Zubov, Kosanov, Savchuk) 39.4, Venezuela (Herrera, Murad, Romero, Herrera Fucil) 39.5.

**1600 Relay—USA (Cassell, Larrabee, Williams, Carr) 3:00.7**, Great Britain (Graham, Metcalfe, Cooper, Brightwell) 3:01.6, Trinidad (Skinner, Bernard, Roberts, Mottley) 3:01.7, Jamaica (Kahn, Spence, Spence, Kerr) 3:02.3, Germany (Juttner, Schulz, Schmitt, Kinder) 3:04.3, Poland (Filipiuk, Kluczek, Swatowski, Badenski) 3:05.3.

**Marathon—Bikila (Ethiopia) 2:12:11.2**, Heatley (Great Britain) 2:16:19.2, Tsuburaya (Japan) 2:16:22.8, Kilby (Great Britain) 2:17:02.4, Suetoe (Hungary) 2:17:55.8, Edelen (USA) 2:18:12.4, Van Dendriessche (Belgium) 2:18:42.6.

**Decathlon—Holdorf (Germany) 7887**, Aun (USSR) 7842, Walde (Germany) 7809, Herman (USA) 7787, Yang (Taiwan) 7650, Beyer (Germany) 7647, Kuznetsov (USSR) 7569.

## Final U.S. Olympic Trials

Los Angeles, Calif., Sept. 12-13, 1964

(The affiliation of each athlete is the affiliation at the time of his qualification for the Olympic Trials.)

**TEAMS**—Abilene TC, Arizona, Arizona St., Baltimore ec, Boston AA, Brigham Young, California, Culver City AC, Dayton AC, Detroit VC, Emerald Empire AA, Florida A&M, Florida Gulf Coast AAU, Fresno State, Grand Street BA, Gulf AAU, Garden Town TC, Illinois, Indiana TC, Intermountain AAU, Kansas City OC, Long Beach St., Los Angeles TC, Loyola (Ill.), Louisiana St., McMurry TC, Metropolitan AAU, Midwestern AAU, Montana, Morgan State, New Haven TC, New Mexico, New Jersey AAU, New York AC, New York Pioneers, NYU, North Carolina TC, Northeastern, Notre Dame, Oregon, Oregon St., Pasadena AAU, Philadelphia Pioneers, Phoenix OC, Pomona HS, Rice, Ridley Township Striders, St. John's, Salt Lake City TC, Santa Barbara AC, Santa Clara Valley YV, Southern California Striders, Spokane AC, UCLA, U. S. Air Force, Air Force Academy, U. S. Army, U.S. Marines, Villanova, Washington, Wash. State, West Virginia AAU, Wichita KC.

**100—Hayes (FAM) 10.1**, Jackson (Ill), Pender (USA), Ashworth (SCS), Newman (FS), Greene (Mid AAU); **200—Drayton (USA) 20.4**, Stebbins (PPAU), Hayes (FAM), Carr (POC), Moon (USA), Dunn (USA); **400—Larrabee (SCS) 44.9**, Williams (AS), Cassell (NJAAU), Lewis (PP), Archibald (Cal), Boyle (ND), Tobler (BY); **800—Groth (OS) 1:47.1**, Farrell (SJ), Siebert (SCVY), Smith (GTTC); **1500—Burleson (EEAA) 3:41.2**, O'Hara (Loy), Ryun (WKC), Grelle (LAATC), San Romani (OS), Day (UCLA); **5000—Tie between Schul (DAC) and Dellinger (EEAA) 13:55.6**, Moore (NYP), Murphy (AFC), Beatty (NCTC), Rodda (LAATC); **10,000—Lindgren (SAC) 29:02.0**, Mills (USM), Larrieu (LATC), Brown (Mont), Gutknecht (NCTC), McArdle (Met AAU); **110-HH—Davenport (USA) 13.6**, Jones (DVC), Lindgren (SLCTC), Rogers (GSBA), May (R), Gilbert (BOC); **400-H—Cawley (PAA) 49.1**, Hardin (LSU), Luck (NHTC), Bethea (MS), Stauffer (BOC), Wyatt (OS); **300-M STEEPLE—Young (POC) 8:44.2**, Zwolak (V), Fishback (SCVYV), Traynor (RTS), Lehner (O).

**HJ—Caruthers (SCS) 6-10**, Thomas (BAA), Rambo (LBS), Burrell (SCS), tie between Hoyt (SCS) and Zubrinsky (USA); **BJ—Boston (SCS) 27-10 3/4**, Hopkins (A), Shinnick (W), Mays (GSBA), Horn (USAF), Miller (MMTC), PV—Hansen (GAAU) 16-6, Pennel (FGCAAU), Pemelton (ATC), Morris (SCS), tie between Tork (WVAU) and Pratt (PAA); **SP—Long (PAA) 64-9**, Matson (GAAU), O'Brien (PAA), Davis (USM), Gubner (NYU), McGrath (PAA); **DISC—Silvester (IMAAU) 198-7 3/4**, Oerter (NYAC), Weill (ITC), Bakka (PAA), Passey (USAF), Humphreys (PAA), Kennedy (NM); **JAV—Covelli (PAA) 252-9 3/4**, Tipton (O), Red (R), Sbordone (USAF), Floenke (KCOC), Kipe (WS), Sikorsky (PAA), Stevenson (BOC); **HAM—Connolly (CCAC) 223-5 3/4**, Burke (SCVYV), Hall (NYAC), Pryde (SBAC), orsetti (NE), McWilliams (BAA); **TJ—Davis (PP), DEATHLON—Tie between Emberger (USM) and Hodge (SCVYV) 7,728**, Herman (USA), Toomey (SCVYV), Jeisy (USM), Shy (PHS).



# Other National Championships

## U.S. Track & Field Federation 2nd Championships

Corvallis, Ore., June 12-13, 1964

**SCORING**—So. California 64, San Jose State 59-1/5, Abilene Christian 38, Oregon State 38, Starters Track & Field 28, Houston TC 28, Harvard 26, Illinois 26, Kansas 21, Arizona 20, Wisconsin 19-1/5, Oklahoma State 18-1/5, Michigan 17-1/5, Utah State 14, Notre Dame 14, Emerald Empire AA 12, Iowa 11, Missouri 11, Louisiana State 10, John Rogers HS 10, Rice 10, Southern Illinois 10, Montana 10, USC Frosh 10, McMurry TC 9, Portland State 8, East Texas State 8, Nebraska 8, Lewis & Clark 6, NE Louisiana TC 6, Navy 6, Kent State 4-1/5, Yakima Valley JC 4, Texas 4, McMurry 4, Ball State 4, Everett Elks 3, Oklahoma 3, Ohio State 2 1/2, Southern Oregon 2, Wenatchee Valley JC 2, Columbia Basin JC 2, Tulane 1, Everett JC 1.

**100-M**—Jackson (Il) 10.3, Green (Ne), Herman (SJS), Morris (USC), Timmons (HTC); **200-M**—Young (AC) 21.0, Herman (SJS), Blenheim (Il), Harrison (AC), Watson (O); **400-M**—G. Kerr (STF) 46.4, Boyle (ND), Hollingsworth (Ia), Young (AC), Buck (OKS); **800-M**—G. Kerr (STF) 1:48, Groth (OrS), Parker (OrS), Lingle (Mo), Perry (OKS); **1500-M**—Tucker (SJS) 3:42.9, Hoffman (STF), Von Ruden (OKS), Dean (ND), Johnson (USC); **5000-M**—Brown (Mon) 14:10.8, Silverberg (K), Gerule (SJS), Murray (Mi), Elliott (HTC); **10,000-M**—Lindgren (JRHS) 29:37.6, Macy (HTC), Miller (LC), Badgley (YVJC), Evans (EJC); **110-M-HH**—May (R) 14.1, Kerry (USC), Morgan (NELTC), Johnston (LS), Whitehouse (NC); **400--M-IH**—Hardin (LS) 51.1, Styrone (ETS), Montalbano (W), Bonds (MM), Brown (OrS); **3000-M-STEEPLE**—Silverberg (K) 8:58.9, Manley (W), Forman (EEAA), Sunderland (Te), Baker (OrS).

**HJ**—Hoyt (UCS) 6-10, tie among Laverty (OKS), Holden (W), Amerman (Mi), Doe (SJS), and Curry (KS); **BJ**—Hopkins (A) 25-5 1/2, Miller (MMTC), Clayton (USC), Bond (SJS), Kelly (OrS); **PV**—Pelmeton (AC) 15-6, tie-Younger (Mo) and Flanagan (USC), Brown (Na), tie among Neutzling (OhS), Stempel (CBJC), and Martensen (A); **SP**—Woods (SI) 59-9, Castle (USC), Mills (USC), Silverster (US), Berkowitz (Na); **DISC**—Silverster (US) 185-10, Bakkensen (H), Mills (USC), Soudek (Mi), Schwartz (K); **JAV**—Dyes (AC) 244-8 1/2, Curtice (PS), Burns (EEAA), McNeirde (BS), Berentsen (SO); **HAM**—Crossdale (H) 179-2, Bakkensen (H), Wynn (USC), Akers (SJS); **HSJ**—Hopkins (A) 50-6 1/4, Fergus (SJS), Bond (SJS), Monroe (OrS), Adams (WVJC).

**RELAYS-400-M**—Illinois (Yavorski, Blenheim, Jackson, Williams) 40.4, Houston TC, USC, Oregon State; **MILE**—Oregon State (Brown, Herbert, Eves, Underwood) 3:11.2, Houston TC, Oklahoma State, Michigan, USC.

## 76th National AAU Championships

New Brunswick, N. J., June 26-27, 1964

**SCORING**—So. Calif. Striders 47, Pasadena AA 41, New York AC 38, Phila. Pioneer 25, Phoenix OC 24, Santa Clara VVY 24, Green & Gold AC 14, Grand St. BA 14, Emerald Empire AA 12, Boston AA, Dayton AC, North Carolina AC, LSU, Loyola of Chicago, Detroit Vc, Florida A&M, 10 each.

**100**—Hayes (FAM) 10.3, Greene (Mid West AAU), Rivers (Chicago T&FC), Moon (US Army), Pender (US Army), Ashworth (SCS); **200**—Carr (POC) 20.6, Drayton (US Army), Moon (US Army), Roberts (GSBA), Dunn (US Army), Stebbins (PAA); **400**—Larrabee (SCS) 46.0, Cassel (New Jersey AAU), Brightwell (Great Britain), Plummer (SCS), Williams (SCS), Lewis (Mid Atlantic AAU); **800**—Siebert (SCVYV) 1:47.5, Mitchell (Cleveland Striders), Smith (GTTC), Groth (Ore. State), Nelson (US Army), Dupree (SCS); **1500**—O'Hara (L) 3:38.1, Burleson (SSAA), Grelle (Los Angeles TV), Ryum (Wichita Kivans), Camien (Kan. State Teachers), Boucher (Great Britain); **5000**—Schul (DAC) 13:56.2, Lindgren (Spokane AC), Beatty (NCTC), Dellinger (EEAA), Rodda (Los Angeles TC), Lynch (Georgetown); **10,000**—McArdle (Met AAU) 30:11.0, Gutknecht (NCTC), Moore (N.Y. Pioneer), Pflaging (Baltimore OC), Weeks (PAA), Sander (Fordham); **110-HH**—Jones (DVC) 13.8, Lindgren (Salt Lake City Rec), Rogers (GSBA), May (Rice), Cerulla (Utah State), Gilbert (Baltimore OC); **400-MH**—Hardin (LSU) 50.1, Luck (New Hampshire TC), Atterberry (SCS), Cawley (PAA), Wyatt (Ore. State), Stauffer (Baltimore OC); **3000-M Steeple**—Fishback (SCVYV) 8:43.6, Young (POC), Best (New Jersey AAU), Krenzer (Brigham Young), Manley (Milwaukee TC), Davis (Pacific AAU).

**HJ**—Caruthers (SCS) 7-1, Rambo (SCS), Thomas (BAA), Burrell (SCS), Hoyt (SCS), Johnson (SCS); **BJ**—Boston (SCS) 26-7 1/2, Mays (GSBA), Horn (US Air Force), Miller (McMTC), Hopkins (Arizona), Davies (Great Britain); **PV**—Hansen (Gulf AAU) 17-0, Tork (West Va. AAU), Manning (SCS), Morris (SCS), Pennel (Gulf Coast AAU), Pratt

(PAA); **SP**—Matson (Gulf AAU) 64-11, Long (PAA), O'Brien (PAA), McGrath (PAA), Davis (US Marine Corps), Castle (SCS); **DISC**—Oerter (NYAC) 201-1 1/2, Silverster (Inter Mountain AAU), Weill (Indiana TC), Passey (NS Air Force), Babka (PAA), McGrath (PAA); **JAV**—Covelli (PAA) 253-7, Skorsky (PAA), Wingham (POC), Conley (SCVYV), Dyes (Abilene Christian), Stuart (SCS); **HAM**—Connolly (Culver City AC) 226-5 1/2, Burke (SCVYV), Hall (NYAC), McWilliams (BAA), Pagani (NYAC), Schulten (Bowdoin).

## 13th NAIA Championships

Sioux Falls, S. D., June 5-6, 1964

**SCORING**—Emporia St. 60, No. Caro. Col. 50, Southern U. (La.) 44, NE Louisiana St. 24, Ft. Hays St. 20, Grambling 19, Eastern Ill. 18, East Texas St. 17, Redlands 16, Central Conn. St. 14, Kearney St. 14, Sam Houston St. 13, Lincoln (Mo.) 13, Pacific Lutheran 11 1/2, Fla. A&M 10, Langston 10, Lewis & Clark 10, Okla. Baptist 10, Wm. Jewell 10, Central Mich. 9, Eastern Wash. 9, McMurry (Tex.) 9, Southern Ore. 9, Cal. Western 8, Central Wash. 8, So. Dak. Northern 8, Western N.M. 8, Westmont 8, Ark. AM&N 6, Puget Sound 6, Howard Payne 4, Willamette 4, Friends 2, LeMoyne (Tenn.) 2, Omaha 2, St. Cloud St. 2, Whitworth 2, Portland St. 1 1/2, Hendrix 1, Findlay 1, Mayville St. 1, Westminster 1, Ouachita Baptist 1.

**100-M**—Hayes (Fl) 10.2, Roberts (NC), Guy (SU), McAlister (SH), Lasater (ET); **200-M**—Roberts (NC) 20.9, Ragsdale (G), Anderson (SU), Lasater (ET), Williams (Om), Barry (Fl); **400-M**—Owens (G) 46.6, Kyser (ET), Stinson (A), McNeil (ET), Mack (Le), Sly (Ma); **800-M**—Wilson (OB) 1:49.5, Aaberg (LC), Dodos, (SU), Harms (FH), Hart (Westmont), Harris (Li); **1500-M**—Camien (ES) 3:48.3, McDonnell (ES), Keefe (CC), Ewing (HP), Burson (WN), Kimble (G); **5000-M**—Camien (ES) 14:25, Keefe (CC), Burson (WN), Sloan (ES), Lakin (FH), Stewart (EW); **110-M-HH**—Morgan (NL) 14.4, Hawkins (Li), LeBlanc (NL), Grandone (EI), Hearn (NC), Bonds (Mc); **400-M-IH**—McCrack (NC) 51.4, Bonds (Mc), Curtis (K), Burles (Wi), Rouds (Fr), McCaskill (He); **3000-M STEEPLE**—Sloan (ES) 9:09.1, Stewart (EW), McDonnell (ES), Lakin (FH), Miller (LC), Owen (SC).

**HJ**—Summers (WJ) 6-8, Ross (SU), tie-Schmidt and Williams (FH), tie-Albertsson (PL) and White (PS); **BJ**—Tate (NC) 24-5 3/4, Steele (EI), Peyton (Pu), Stuckert (K), Whitehouse (K), Foster (Westmar); **PV**—Lorenz (SH) 15-0, Curtright (CW), Kirk (R), Nilsen (EI), Williams (K), Stephens (Ou); **SP**—Johnson (R) 53-1 3/4, Price (CW), Jackson (SU), Schlekeway (SD), McLaughlin (Wh), Miskov (CM); **DISC**—Dixon (La) 173 1/2, Miskov (CM), Jackson (SU), Schlekeway (SD), DiPaola (ES), Black (SH); **JAV**—Lageson (PL) 225-9 1/2, Berentsen (SO), Hum (ES), Pitko (ES), Simpson (SU), Ellis (SO); **TJ**—Tate (NC) 51-9, Constant (NL), Rice (Westmont), Russell (Li), Steele (EI), Richardson (SC).

**RELAYS-440**—Southern U. (Brown, King, Guy, Anderson) 40.4, Grambling, Adams St.; **MILE**—E. Texas St. (Ballowe, Lasater, McNeil, Kyser) 3:16.5, Indiana St., Adams St.

## Pacific Coast Regional

(Continued from page 15)

**100**—Newman (F) 9.4, Workman (F), Curtis (SLO), Kramer (R), Strona (CM); **220**—Workman (F) 21.6, Curtis (SLO), Mason (R), Cummins (R), Clements (LB); **440**—Vanderkniff (R) 48.1, Burdullis (SB), McDowell (R), Mason (R), Clements (LB); **880**—Hack (SD) 1:53.3, Lee (LB), Forman (N), Rogers (D), Crowley (LB); **MILE**—Schipper (CS) 5:16.1, Dahlgren (F), Rilea (SD), Becerra (SFr), Stapleton (SFr); **3-MILE**—Biggers (F) 14:38.2, Davis (LB), Montgomery (SD), Roach (SB), Hillier (CS); **6-MILE**—Montgomery (SD) 31:12.1, McCormick (LB), Goyette (R), Carroll (SB), Hill (LB); **120-HH**—tie-Walker (SLO) and Nickolas (F) 14.5, Chaldy (SFe), McCracken (R), Harvey (SFr); **330-IH**—Burleson (Pe) 37.1, Godfrey (SD), Burdullis (SB), Johnson (CS), Dana (SLO); **2-MILE-STEEPLE**—Reich (Pe) 10:19.6, Lint (SLO), Lacy (LB), McCormick (LB), Russell (SB).

**HJ**—Rambo (LB) 6-8 1/2, Bergtholdt (D), Edwards (R), Nordyke (SFe), Pedego (SLO); **LJ**—Nicholas (F) 24-6 3/4, Craig (F), Albin (R), Johnson (CS), McCann (Po); **PV**—Kirk (R) 15 1/2, tie-Parson (LB) and McMillan (SD), tie-Walker (SLO) and Maimbourg (C); **SP**—Johnson (R) 57-5 1/2, Pfrchm (D), tie-Hook (H) and Parker (SFr), Baer (SD); **DISC**—Petroelje (SLO) 164-1 1/2, Hood (H), Hlywka (SFe), Sullivan (CM), Warkentin (F); **JAV**—Fox (D) 221, Laville (SLO), Clark (SB), Osman (LB), Miller (CS); **HAM**—Frenn (LB) 172-11 1/2, Lennon (CPP), Hokanson (SB), Burnett (SB), Looman (LB); **TJ**—Craig (F) 49-5 3/4, Nicholas (F), Farmer (H), Loeb (Po), Johnson (CS).



# 1964 All-America Team

Following the National Collegiate Championships at Eugene, Ore., in June, 1964, the NCAA Rules Committee selected the following All-America team for 1964. A certificate is awarded to each member of the team by the National Collegiate Track Coaches' Association. The selections for each event are listed alphabetically, not in preferential order.

**100-METER DASH**  
 BOB HAYES ..... Florida A&M  
 TRENTON JACKSON ..... Illinois  
 HARRY JEROME ..... Oregon

**200-METER DASH**  
 HENRY CARR ..... Arizona St.  
 BOB HAYES ..... Florida A&M  
 HARRY JEROME ..... Oregon  
 ED ROBERTS ..... N.C. College

**400-METER DASH**  
 KENT BERNARD ..... Michigan  
 BOB TOBLER ..... Brigham Young  
 ULIS WILLIAMS ..... Arizona St.

**800-METER DASH**  
 BRUCE BESS ..... Southern Calif.  
 TOM FERRELL ..... St. John's  
 BARRY SUGDEN ..... Ohio  
 JAN UNDERWOOD ..... Oregon St.

**1,500-METER RUN**  
 JOHN CAMIEN ..... Emporia St.  
 MORGAN GROTH ..... Oregon St.  
 ARCHIE SAN ROMANI ..... Oregon

**5,000-METER RUN**  
 JIM KEEFE ..... Central Conn.  
 JIM MURPHY ..... Air Force  
 BILL STRAUB ..... Army

**10,000-METER RUN**  
 DOUG BROWN ..... Montana  
 GENE CURLIE ..... San Jose St.  
 DANNY MURPHY ..... San Jose St.

**3,000-METER STEEPLECHASE**  
 MIKE LEHNER ..... Oregon  
 BILL SILVERBERG ..... Kansas  
 VIC ZWOLAK ..... Villanova

**110-METER HIGH HURDLES**  
 NORM JOHNSON ..... Iowa St.  
 BOBBY MAY ..... Rice  
 PETE WHITEHOUSE ..... Notre Dame

**400-METER HURDLES**  
 BILL HARDIN ..... Louisiana St.  
 VINCENT McARDLE ..... Manhattan  
 ANDREW MCCRAY ..... N.C. College

**HIGH JUMP**  
 GENE JOHNSON ..... California  
 BOB KEPPEL ..... Wash. State  
 JOHN RAMBO ..... Long Beach St.

**BROAD JUMP**  
 GAYLE HOPKINS ..... Arizona  
 SID NICKOLAS ..... Fresno St.  
 PHIL SHINNICK ..... Washington

**POLE VAULT**  
 MIKE FLANAGAN ..... Southern Calif.  
 BILLY PEMELTON ..... Ab. Christian  
 JOHN UELSE ..... LaSalle

**SHOT PUT**  
 GARY GUBNER ..... NYU  
 CARL WALLIN ..... Northeastern  
 GEORGE WOODS ..... Southern Ill.

**DISCUS**  
 LARRY KENNEDY ..... New Mexico  
 BILL NEVILLE ..... Occidental  
 DON SCHMIDT ..... California

**JAVELIN**  
 RON GOMEZ ..... Oregon  
 GARY REDDAWAY ..... Oregon  
 LES TIPTON ..... Oregon


**HAMMER THROW**  
 BILL CORSETTI ..... Northeastern  
 ART CROSDALE ..... Harvard  
 ALEX SCHULTEN ..... Bowdoin

**TRIPLE JUMP**  
 LES BOND ..... San Jose St.  
 CHARLES CRAIG ..... Fresno St.  
 NORM TATE ..... N.C. College

# THE EAST

By LARRY KLEIN  
 General Editor, The National Collegiate Athletic Bureau

The names change but Villanova doesn't. Year after year, almost without exception, Coach Jumbo Elliott comes up with a few new stars and the Wildcats win the most prestigious Eastern track championships. This year should be no exception. Villanova is a heavy favorite to win its eighth IC4A championship in the last nine years. And it is not unreasonable to assume that a few Wildcats will win a few individual titles along the way.



Larry Klein

Though distance star Vic Zwolak and 16-foot pole vaulter Rolando Cruz have graduated, Coach Elliott has no need for a crying towel. He has 19 men returning from the 1964 team that defeated runnerup Harvard, 45-26½, in the IC4A outdoor meet.

In distance events, for example, Villanova has Tom Sullivan (3:44.3 for 1,500 meters), Noel Carroll (1:49.2 for 880 yards), Al Adams, Jim Orr, Marty Ferko and Dave Hyland. In the dashes, Villanova has Earl Horner (20.9 for 220 yards), Marshall Uzzle and Stan Kozlowski. Hurdlers Larry Livers (13.9 for 120-yard highs) and Ken Coniglio (14.0) and sophomores Steve Stoddard

(middle distance) and Angie Zilicar (shotput) should add even more depth. Indeed, the Wildcats themselves hint that their biggest problem this year may be developing their young talent for 1966. Some problem.

After Villanova, Eastern track turns into a race for runnerup honors. Harvard once again looms as the strongest challenger. Returning to Coach Bill McCurdy are weight men John Bakkensen (179.9 in the discus), Art Crossdale (189.2 in the hammer) and Bill Pfeifer, high jumper Chris Pardee (6-10) and hurdlers Tony Lynch and Aggrey Awori. If Awori, a senior who worried while his wife was having twins last year, regains his sophomore form (he was the first triple winner in Heptagonal history), Harvard hopes will soar. Two sophomores with high potential are quarter-miler Sam Robinson and jumper Charlie Njoku of Nigeria, a cousin of graduated jumping star Chris Ohiri.

Graduation also took Yale's top talent, 46.1 quarter-miler Wendell Motley, but Olympic Coach Bob Giegengack has back a potent nucleus. Yale's forte in the field depends on high jumper Kim Hill (6-8½), triple jumper Walt Wright, shotputter Chuck Mercein, javelin man Jerry Hinkle and hammer throwers Bill Hopkins, Phil Seefeld and Joe Freeman. Henry Cole should maintain Yale's strength in the middle distances, Jon Lief and Dan Vining should help in the mile relay and John White and Peter Burchard should help in the sprints.

Penn State, which tied Yale for fourth in the 1964 IC4A outdoor meet, returns 15-foot pole vaulter Tom Pinkerton and 227-foot javeling throwers Ernie Krombolz and George Terza. Morgan State must rebuild on a foundation of quarter-milers Nick Lee and Herman Hawthorn, Manhattan on less.

While NYU tries to make up for the graduation loss of mighty shotputter Gary Gubner with distance man John Loeschhorn, half-miler Keith Forde and quarter-miler Ham McRae, St. John's expects to blaze along with Olympic half-miler Tom Farrell (1:49.2), indoor 1,000-yard champion Tom Bauer and distance transfer Larry Furnell.

Best of the rest, on an individual basis, are sprinters Sam Pery of Fordham and Sam Amukun of Colgate and distance star Joe Lynch of Georgetown.



## 88th ICAAAA Championships

Villanova, Pa., May 29-30, 1964

**SCORING**—Villanova 45, Harvard 26½, Morgan St. 20, Penn St. 16, Yale 16, Manhattan 15, Pennsylvania 14, Colgate 13, New York U. 11, Maryland 10, Northeastern 9, Georgetown 7, Boston Col. 7, St. John's 7, LaSalle 6, Michigan St. 6, Princeton 6, Brown 6, Maine 4, Fordham 4, Holy Cross 3½, Cornell 3, Bowdoin 3, Massachusetts 3, Seton Hall 3, Columbia 2, Gettysburg 2, Iona 2, Brandeis 1.

**100**—Amukun (Colg) 9.7, Horner (V), Owens (Pe), Jackson (MoS), Uzzle (V); **220**—Horner (V) 20.9, Amukun (Colg), Uzzle (V), Ellison (SJ), Jackson (MoS); **440**—Mottley (Y) 47.0, Lee (MoS), Lamb (Md), Cracovia (I), Brown (MoS); **880**—Farrell (SJ) 1:49.5, Carroll (V), Martens (MiS), Linders (Get), Gastonguay (Bra); **MILE**—Farley (Bro) 4:06.6, Sullivan (V), G. Germann (SH), Welling (Man), Mmehan (L); **3-MILE**—Zwolak (V) 13:53.0, Lynch (Geo), Brouillet (Mas), Cucchiara (F), Loeschhorn (NYU); **120 HH**—Betha (MoS) 0:14.3, Barnhill (PS), Awori (H), Coniglio (V), Pannell (Man); **440-H**—McArdle (Man) 0:51.6, Lynch (H), Ryenard (Pe), Betha (MoS), Westfield (Cor); **3,000-M STEEPLE**—Zwolak (V) 9:25.7, Hyland (V), McCann (Geo), Sander (F), Ferko (V).

**HJ**—Hartnett (Pr) 6-6, Hill (Y), Pardee (H), tie Spitzberg (H) and O'Brien (HC); **BJ**—Cole (Md) 24-4¼, Keller (BC), Garrett (MiS), Anderson (Pe), Awori (H); **PV**—Cruz (V) 16-3½, Uelses (L), Pinkerton (PS), Bennett (Md), Morse (Pr); **SP**—Gubner (NYU) 59-5½, Wallin (N), Croasdale (H), Kurnik (V), Mercein (Y); **DISC**—Bakkensen (H) 169-10, Gubner (NYU), Levendis (Y), Steigerwald (Man), Pfeifer (H); **JAV**—Krombolz (PS) 227-9½, Terza (PS), Platt (Colg), De Fiore (Colu), Palatucci (L); **HAM**—Corsetti (N) 193-6½, Nason (Me), Schulten (Bo), Gage (Cor), Connors (Man); **TJ**—Ohiri (H) 51-4¾, Anderson (Pe), Kelier (BC), O'Brien (HC), Hooton (Colg); **MILE RELAY**—Morgan St. (Hawthorn, Bagley, Brown, Lee) 3:10.3, Manhattan, Yale, Pennsylvania, NYU.

## 31st Metropolitan Intercollegiate Championships

New York, N.Y., May 16, 1964

**SCORING**—Manhattan 96, St. John's 57, Fordham 31, New York U. 28, Seton Hall 22, Fairleigh Dickinson 17, Iona 9, Queens 9.

**100**—Mattis (M) 9.7, Agard (SJ), Ellison (SJ), Dabinett (FD), Thoesen (M); **220**—Mattis (M) 21.7, McArdle (M), Bachmann (FD), Ellison (SJ), Fitzroy (I); **440**—Farrell (SJ) 48.4, Wheelock (FD), Gisolfi (M), Cracovia (I), Kozicki (M); **880**—K. Ford (NYU) 1:53.6, Hennessey (SH), G. Germann (SH), Budwick (I), Buckley (M); **MILE**—Hennessey (SH) 4:13.8, Welling (M), G. Germann (SH), H. Germann (SH), Cucchiara (F); **3-MILE**—McGovern (F) 14:41.4, Cucchiara (F), Loeschhorn (NYU), Sander (F), Daly (SJ); **120-HH**—Pannell (M) 14.8, Zimmerman (Q), Trigo (M), Lucas (M), Hupe (SJ); **440-H**—McArdle (M) 53.1, Hupe (SJ), Zimmerman (Q), Mortimer (M), tie Trigo (M) and Parks (NYU); **3,000-M STEEPLE**—Siggins (M) 9:28.7, Sander (F), Bowes (M), Meehan (F), Essig (SH).

**HJ**—Stevens (F) 6-2, Pannell (M), Harrington (SJ), Mulvihill (SH), Lucas (M); **BJ**—Bell (SJ) 23-10, Riley (SJ), Dexter (F), Armendinger (M), Pannell (M); **PV**—Harrington (SJ) 14-10¼, Tyniec (M), Gyves (F), Spierer (Q); **SP**—Gubner (NYU) 55-6¾, Schimmenti (M), Haffner (M), Pollock (SJ), Mead (M); **DISC**—Steigerwald (M) 166-7, Gubner (NYU), Mead (M), tie Dolle (NYU) and Haffner (M); **JAV**—Bury (FD) 213-7½, Repace (NYU), Lundberg (FD), Palase (M), Clota (I); **HAM**—Connors (M) 183-8½, Mead (M), Pollock (SJ), Mathews (SJ), Kammer (F); **TJ**—Bell (SJ) 46-7¾, Riley (SJ), Armendinger (M), Mulvihill (SH), Hannway (M); **MILE RELAY**—NYU (Carroll, B. Ford, Stevens, K. Ford) 3:18.6, St. John's, Iona, Manhattan, Fordham.

## 30th Heptagonal Championships

New Haven, Conn., May 16, 1964

**SCORING**—Harvard 67½, Army 41½, Navy 41, Yale 32, Columbia 24, Pennsylvania 21, Cornell 19½, Princeton 12½, Brown 10, Dartmouth 8.

**100**—Owens (Pe) 9.9, Awori (H), O'Grady (Col), Sar (N), Paskewich (N); **220**—Kristal (Col) 22.4, Jenkins (A), O'Grady (Col), Paskewich (N), Awori (H); **440**—Mottley (Y) 46.1, Farrell (A), Cole (Y), Jenkins (A), Sullivan (Col); **880**—Farley (Br) 1:53.6, O'Keefe (Pr), Ogden (H), Clement (A), Chiappa (H); **MILE**—Straub (A) 4:14.4, Meehan (H), Williams (N), Boog (B), Brockman (Cor); **2-MILE**—Straub (A) 9:20.6, Byard (Cor), Meehan (H), Kinsella (B), Williams (N); **120-HH**—Spitzberg (H) 14.7, Lynch (H), Season (D), Clements (Pe), Hoffman (Cor); **440-H**—Lynch (H) 52.4, Reynard (Pe), Davis (A), Westfield (Cor), Otjen (A).

**HJ**—Pardee (H) 6-8, Hartnett (Pr), Hill (Y), Shank (Pr), tie Spitzberg (H) and Hoff-



LOOKING AHEAD to life's next obstacle, Harvard high-hurdler Tony Lynch skims toward a victory over teammate Jack Spitzberg and a seemingly headless Yale man. Sophomore Lynch helped lead the Crimson to a lopsided 103-46 win in the dual meet.

man (Cor); **BJ**—Negin (N) 23-5, Ohiri (H), Anderson (Pe), Awori (H), DiNeno (A); **PV**—Brown (N) 14-8, Richard (A), Goetz (Col), Bolander (Pr), tie Morrow (Cor) and Morse (Pr); **SP**—Berkowitz (N) 58-3¼, Croasdale (H), Mercein (Y), Merritt (N), Gage (Cor); **DISC**—Bakkensen (H) 177-6½, Merritt (N), Jackson (N), Levendis (Y), Barton (Y); **JAV**—Hinkle (Y) 221-1½, Defiore (Col), Thompson (Col), Olson (A), Mallas (N); **HAM**—Gage (Cor) 182-6, Groasdale (H), Gleeson (N), Levendis (Y), Brown (Col); **TJ**—Ohiri (H) 49-5¼, Anderson (Pe), Kuhn (A), Pardee (H), Olunloyo (H); **MILE RELAY**—Yale (Cole, Smith, Jokl, Mottley) 3:16.1, tie Army and Cornell, Pennsylvania, Navy.

## Eastern Intercollegiate Championships

Lewiston, Me., May 16, 1964

**SCORING**—Bates 69, MIT 68, Central Conn. 52, Trinity 29, Tufts 24, Bowdoin 21, Brandeis 21, Middlebury 12, Providence 8, Southern Conn. 8, WPI 7, Colby 3.

**100**—Flink (MIT) 10.0, Govertsen (Mid), Zung (Tu), Hanover (CC) Czarniecki (W); **220**—Flink (MIT) 21.6, Zung (Tu), Hanover (CC), Felix (Tu), Czarniecki (W); **440**—Gastonguay (Br) 49.1, Mason (CC), Schwoerl (MIT), Rogers (MIT), Kimball (S); **880**—Gastonguay (Br) 1:55.6, Keefe (CC), Govertsen (Mid), Everts (Tr), Brown (MIT); **MILE**—Keefe (CC) 4:11.3, Brown (MIT), Riordan (P), Jorgensen (Mid), Dobrats (S); **2-MILE**—Keefe (CC) 9:40.2, Riordan (P), Wilhelmssen (Ba), Dobrats (S), Silverberg (Ba); **120-HH**—Dorschner (MIT) 14.6, Harvie (Ba), Good (Bo), Anderson (Tr), Royer (Mid); **440-IH**—Dorschner (MIT) 53.6, Good (Bo), Harvie (Ba), Schilpp (Tr), Sample (Tu).



HJ—Bowditch (Ba) 6-3¼, Holcomb (CC), Johnson (Ba), Seager (Bo), Ladd (Mid); BJ—Savello (Ba) 21-6½, Carrier (MIT), Makarewicz (CC), Gilmore (Co), Petrie (Tu); PV—Kramer (Ba) 12-6, Hiller (Ba), Beamer (W), Lukis (MIT), Olsen (Ba); SP—Mac-Grandle (Tr) 49¼, Prillaman (Tr), Banks (CC), Sloat (MIT), Cheshire (S); DISC—Tribken (Tr) 148-11½, Banks (CC), Schulten (Bo), Chandor (Tr), Sloat (MIT); JAV—LeBlanc (Ba) 181-1, O'Callaghan (Br), Rudd (Tu), Helming (W), Brannon (Tu); HAM—Schulten (Bo) 189-3, Pangburn (Ba), Dassel (MIT), Kotanchik (MIT), Davis (Ba); HSJ—Savello (Ba) 45-0, Makarewicz (CC), Petrie (Tu), Carrier (MIT), Cheshire (S); MILE RELAY—MIT (Flink, Schwoerl, Brown, Rogers) 3:26.9, Tufts, Southern Conn., Bates.

## 8th Middle Atlantic Conference Championships

### UNIVERSITY DIVISION

#### Philadelphia, Pa., May 8-9, 1964

SCORING—LaSalle 71, Delaware 50, Temple 38, St. Joseph's 31, Gettysburg 18, Lafayette 8, Lehigh 7, Bucknell 2.

100—Roselione (T) 9.7, Higgins (LaS), Boyd (G), Brown (D), Siss (G); 220—Roselione (T) 12.6, Brown (D), O'Connell (S), Boyd (G), Higgins (LaS); 440—Roselione (T) 48.7, Brown (D), O'Connell (S), O'Hora (LaS), Holmes (LaS); 880—Anderson (D) 1:53.8, Dougherty (LaS), Bolger (S), Holmes (LaS), Ward (LaS); MILE—Minehan (LaS) 4:10.0, Stafford (D), Dougherty (LaS), Brown (T), McMaster (D); 2-MILE—Minehan (LaS) 9:32.5, Stafford (D), Lombardi (C), Patterson (LaS), McMaster (D); 120-HH—Sherwin (LaS) 14.7, James (S), Shepanuk (T), Mitschele (Le), Bruckman (S); 220-LH—French (LaS) 24.6, Kinsler (D), Sherwin (LaS), Ganz (LaS), James (S).

HJ—James (S) 6-3¾, Dreas (G), Horvath (LaS), Kidwell (D), Bruckman (S); BJ—Hughes (S) 23-0, Kinsler (D), Stoebeun (LaS), Horvath (LaS), Crow (S); PV—Uelses (LaS) 16-3, Kidwell (D), Fisher (D), Mechan (LaS), Keister (D); SP—Zaffarano (T) 55-3, Sutor (LaS), Koemer (T), James (D), Donoli (D); DISC—Zaffarano (T) 163-10, Ilengwarth (LaS), Williams (T), Lambert (B), Donoli (D); JAV—Palatucci (LaS) 209-2½, Uelses (LaS), James (D), Buss (C), Low (Le); MILE RELAY—LaSalle (Barry, Ward, Tobin, Holmes) 3:20.4, St. Joseph's, Gettysburg, Temple, Lafayette.

### COLLEGE DIVISION

#### Swarthmore, Pa., May 9, 1964

SCORING—Ursinus 51, Dickinson 23, Muhlenberg 23, Hofstra 21, Penn Military 19, Albright 16, Franklin & Marshall 15, Wagner 15, Swarthmore 12, Lebanon Valley 11, Haverford 6, Juniata 5, Lycoming 3, Upsala 3, West Chester 2.

100—Neidig (D) 9.9, Hall (F), Francis (A), Lee (Up), Walter (Ur); 220—Neidig (D) 21.6, Dunn (Ur), Hall (F), Francis (A), Lee (Up); 440—Dunn (Ur) 49.5, Schlosbon (P), Brown (Ly), Joyce (P), Sermarini (Ur); 880—Cooper (Ur) 1:57.2, Conlain (Ho), Hemmet (Wa), Nagel (S), Ellis (S); MILE—Cooper (Ur) 4:25.1, Ellis (S), Irons (P), Nemece (D), Simons (H); 2-MILE—Samuel (J) 9:44.8, Faulkner (D), Thome (F), Woodward (Ha), Clough (A); 120-HH—Lowe (M) 15.1, Herr (LV), Polvasco (A), Recklet (Wa), Wright (S); 220-LH—Walter (Ur) 24.4, Lowe (M), Polvasco (A), Recklet (Wa), Herr (LV).

HJ—Hooker (Ho) 6-1, Glasser (Wa), Kauffman (Ha), Traino (WC), Miele (P); BJ—Gladstone (Ur) 21-1¼, Hooker (Ho), Mohr (Wa), Gezork (S), Schlosbon (Pa); PV—Mahlner (LV) 12-6, Woginrich (M), DeClue (D), Garnett (S), Kempf (D); SP—Finneran (Ho) 48-2½, Butz (M), Robart (Ur), Hakanson (Ur), Schmidt (Ho); DISC—Robart (Ur) 129-7, Butz (M), Hakanson (Ur), Todd (M), Korky (Wa); JAV—Healy (F) 206-7, McTaggart (P), Shellenberger (P), Sermarini (Ur), Yost (LV).

## 7th New England Intercollegiate Championships

### Boston, Mass., May 23, 1964

SCORING—Northeastern 33, Holy Cross 29, Boston Col. 26, Central Conn. 22, Maine 22, Brown 16, Rhode Island 15, Boston U. 14, Springfield 12, New Hampshire 10, Wesleyan 10, MIT 8, Bowdoin 5, Connecticut 4, Brandeis 4, Massachusetts 4, Bates 3, Coast Guard 1.

100—Terrier (BC) 9.8, McGlaston (NE), Hanover (CC), Mazor (RI), Flink (MIT); 220—Flowers (NE) 21.2, Johnson (W), Henderson (Bro), McGlaston (NE), Johnson (BU); 440—Gilvey (BC) 48.4, Maloney (HC), Henderson (Bro), Johnson (W), Flowers (NE); 880—Credle (HC) 1:52.8, Gastonguay (Bra), Lane (BC), Glynn (NE), Bartolini (HC); MILE—Keefe (CC) 4:09.9, Farley (Bro), Dunskey (NE), Conley (BC), Brown (MIT); 2-MILE—Keefe (CC) 9:13.9, Brouillet (Mai), Judkins (Mas), Reneau (NH), Kinsella

(Bro); 120-HH—Johnson (NH) 14.8, O'Brien (HC), Weiss (V), Petterson (NE), Harvie (Ba); 440-IH—Dorschner (MIT) 53.8, Havlick (BU), Berrien (W), Good (Bo), O'Brien (HC).

HJ—O'Brien (HC) 6-3, Bellinger (S), Holcomb (CC), Rosen (BC), Somers (CG); BJ—Keller (BC) 23-6½, Mailberger (HC), Mazor (RI), Makarewicz (CC), Reindorf (W); PV—Gonsalves (RI) 1319, Aldrich (S), Clark (NH), Clatur (RI), Lyons (C); SP—Wallin (NE) 55-6¼, Furfero (BU), Delaite (Mai), Sumoski (C), Sloat (MIT); DISC—Furfero (BU) 155-11, Delaite (Mai), Banks (CC), Wallin (NE), Hopson (Bro); JAV—Delaite (Mai) 211-6, Kusiak (S), Marshall (RI), Post (NE), LeBlanc (Ba); HAM—Carsetti (NE) 193-8, Nason (Mai), Shulten (Bo), Fiore (BC), Sumoski (C); HSJ—O'Brien (HC) 46-6¼, Keller (BC), Zubko (Mai), Greenlaw (Bro), Makarewicz (CC).

## 17th Yankee Conference Championships

### Durham, N.H., May 16, 1964

SCORING—Maine 63, Rhode Island 54½, Massachusetts 46, New Hampshire 40½, Connecticut 27, Vermont 9.

100—Spinell (C) 10.1, Hall (Mas), Briggs (NH), Tucker (C), Mazor (RI); 220—Sloan (Mas) 22.6, Hall (Mas), Briggs (NH), Mazor (RI), Spruce (Mai); 440—Spruce (Mai) 49.7, DePaolo (C), Lamieux (RI), DeCesaris (V), Fink (NH); 880—Dean (NH) 1:54.9, Wrynn (Mas), Pendleton (Mas), Bingham (RI), Shaffer (Mai); MILE—Brouillet (Mas) 4:15, Judkins (Mai), Eastabrook (NH), Ellis (Mai), Panke (Mas); 2-MILE—Brouillet (Mas) 9:16.6, Heinrich (Mai), Reneau (NH), Judkins (Mai), Ellis (Mai); 120-HH—Johnson (NH) 14.9, Weiss (V), Lavandar (RI), Ballinger (Mai), Doherty (NH); 440-IH—Lavandar (RI) 55.5, Harrington (Mas), Ballinger (Mai), Girouard (RI), Weiss (V).

HJ—Collingwood (RI) 6-2½, Simpson (RI), Delaite (Mai), Mederios (Mas), tie Padcock (RI) and Hegarty (NH); BJ—Briggs (NH) 23-3, Mederios (Mas), Mazor (RI), Johnson (NH), Zubko (Mai); PV—Sculco (RI) 13-10, Gonsalves (RI), Clark (NH), Lyons (C), Skaling (Mai); SP—Delaite (Mai) 50-3½, Sumoski (C), Ruhle (RI), Renwick (Mas), Nason (Mai); DISC—Delaite (Mai) 153-1½, Schneider (C), Nason (Mai), Burton (V), Hurd (Mai); JAV—Marshall (RI) 216, Delaite (Mai), Hobbs (Mai), Godfrey (C), Francha (RI); HAM—Nason (Mai) 178-4, Sumoski (C), Anagostopolus (Mas), Valicenti (NH), Walker (Mai); HSJ—Zubko (Mai) 45-3½, Briggs (NH), Girouard (RI), Simpson (RI), Mazor (RI).

## Vermont Intercollegiate Championships

### Burlington, Vt., May 13, 1964

SCORING—Vermont 86½, Middlebury 50½, Norwich 27.

100—Covertsen (M) 10.2, Wehrwein (N), Suess (M), Perlmutter (V); 220—Wehrwein (N) 22.5, Frattini (V), Peirce (N), Suess (M); 440—DeCesaris (V) 51.3, Ferris (N), Moreau (V), Tripp (V); 880—Covertsen (M) 1:56.6, Higgs (V), Moreau (V), Johnston (N); MILE—Jorgensen (M) 4:29.3, Stowell (V), Abbott (N), Brooks (V); 2-MILE—Jorgensen (M) 10:34.2, Ashton (V), Stowell (V), Bresett (N); 120-HH—Weiss (V) 15.1, Mayland (V), Royer (M), Thompson (M); 220-LH—Weiss (V) 25.1, Royer (M), DeCesaris (V), Thompson (M).

HJ—Ladd (M) 5-10, Bohlin (N), tie Mayland (V) and Royer (M); BJ—Frattini (V) 19-8¼, Brown (V), Perlmutter (V), Noyes (M); PV—Mayland (V) 13-3, Reilly (M), Crockett (V); SP—Stickney (V) 42-10½, Murray (V), Eastwood (N), Indumi (V); DISC—Burton (V) 134.3, Thurber (V), Collins (N), Murray (V); JAV—Burton (V) 186-4½, Turran (M), Snyder (M), Griffin (V); HAM—Thomas (M) 132-2, Whittaker (V), Miller (N), Eastwood (N).

## 65th Maine Intercollegiate A.A. Championships

### Orono, Me., May 9, 1964

SCORING—Maine 78, Bates 56, Bowdoin 32½, Colby 9½.

100—Rounds (Bo) 10.1, Bird (Bo), Balsley (C), Manganello (Ba); 220—Spruce (M) 23.5, Coleman (Ba), MacAllen (Bo), Hathaway (M); 440—Spruce (M) 51.1, Binnewig (Ba), Flach (Ba), MacAllen (Bo); 880—Stoddard (M) 2:01.8, Ellis (M), Sweeney (Ba), Shaffer (M); MILE—Ellis (M) 4:27.0, Shaffer (M), Wilhelmson (Ba), Silverberg (Ba); 2-MILE—Judkins (M) 9:24.3, Heinrich (M), Silverberg (Ba), Wilhelmson (Ba); 120-HH—A. Harvie (Ba) 15.4, Good (Bo), Chamberlain (Ba), K. Harvie (Ba); 440-IH—Flach (Ba) 56.6, Tarbell (Bo), Ballinger (M), A. Harvie (Ba).

HJ—Bowditch (Ba) 5-10, Lahait (M), Johnson (Ba), tie Tripp (C) and Seager (Bo); BJ—Chase (M) 20-6¼, Savello (Ba), Freyer (C), Pelletier (M); PV—Kramer (Ba) 12, Mossberg (Ba), Hiller (Ba), Leishman (Bo); SP—Delaite (M) 46-9½, Baker (C), Coggins (Bo), Sauer (Ba); DISC—Delaite (M) 151-3½, Ingram (Bo), Nason (M), McCutcheon



(Bo); JAV—Delaite (M) 196-1, Hobbs (M), Horton (Bo), Perkins (M); HAM—Nason (M) 186-5, Schulten (Bo), Ingram (Bo), Pangburn (Ba); HSJ—Zubko (M) 42-11½, Savello (Ba), Fryer (C), Seager (Bo).

## 17th New York State Championships

*Schenectady, N.Y., May 16, 1964*

**SCORING**—Buffalo 33, Rochester 32½, Cortland 29½, RPI 28, Alfred 22, Union 20½, Hamilton 19, Ithaca 16½, Brockport 14, LeMoynes 10, Hartwick 6, Roberts Wesleyan 6, Harpur 3, Oswego 0, Plattsburgh 0.

**100**—Ramsey (Ham) 10.0, Rothman (Br), Wolkind (RPI), Muhllich (I), Conover (C); **220**—Reiber (Bu) 21.8, Ramsey (Ham), Rothman (Br), Wolkind (RPI), Lustig (U); **440**—Handelsman (Ro) 48.3, Reiber (Bu), McBride (L), Wolkind (RPI), Lustig (U); **880**—Handelsman (Ro) 1:55.4, Stevens (A), Herzog (L), Schaffer (Hart), Hause (Ro); **MILE**—Lalley (C) 17.2, Campbell (I), Katz (Bu), Falla (Harp), Allenson (RW); **2-MILE**—Lalley (C) 9:36.7, Katz (Bu), Campbell (I), Oyer (Ro), Masuku (Ro); **120-HH**—Bamford (Ro) 15.4, Mills (A), Zimmer (A), Dinkelo (RPI), Beggs (Ro); **330-IH**—Jessup (C) 40.1, Roberts (Hart), Beggs (Ro), Zimmer (A), Haac (I).

**HJ**—Miller (Br) 6-2, Bleau (C), Dillon (RPI), Carter (RW), Moffett (RPI); **BJ**—Amazigo (RPI) 21-2½, Conover (C), tie Terray (I) and Jessup (C), Brown (Ham); **PV**—Lee (Bu), Matteson (A), tie Kelley (U) and Over (Ro), Young (RPI); **SP**—Morrison (U) 48-11½, Woodell (U), Hedlund (A), Fink (Ro), Hausler (U); **DISC**—Willcox (U) 135-8½, Dansereau (Bu), Hutt (RPI), Hedlund (A), Woodell (U); **JAV**—Cioneke (Bu) 182-8½, Jaworski (I), Treiber (RPI), Esposito (Br), Gold (Harp); **HSJ**—Brown (Ham) 45-2½, Brown (Ro), Haug (Bu), Jessup (C), Amazigo (RPI); **MILE RELAY**—RPI 3:24.3, LeMoynes, Hamilton, Rochester, Cortland.

## 70th Penn Relays

*Philadelphia, Pa., Apr. 24-25, 1964*

**TEAMS**—Army, Boston Col., Brown, Central Conn. St., Central (O.), Colgate, Columbia, Cornell, Fairleigh-Dickinson, Findlay, Fordham, Furman, Georgetown, Harvard, Iona, Kent St., Kentucky St., Kings Point, LaSalle, Manhattan, Maryland St., Massachusetts, Michigan, Morgan St., Navy, N. C. Col., Northwestern, Ohio St., Oklahoma St., Pennsylvania, Penn St., Pittsburgh, Puerto Rico, Puerto Rico A&M, Rhode Island, St. John's, Seton Hall, Southern U., Syracuse, Temple, Villanova, Yale.

**100**—Roberts (NCC) 9.7, Barry (Fi), Mattis (Man), Amukun (Colg); **2-MILE**—Straub (A) 8:53.6, Keefe (CCS), Brouillet (Mas), O'Reilly (G), Williams (Na); **120-HH**—Betha (Man) 51.6, Betha (MoS), Reynard (Pe), Lynch (H), Allen (A), **3,000-M STEEPLE**—Zwolak (V) 9:12.9, Moore (CO), Sander (Fo), Ferko (V), Jackson (MdS).

**HJ**—Ross (SU) 6-8, tie among Donsham (Mi), Bury (FD) and Ammerman (Mi); **BJ**—Tate (NCC) 24-11, Mayfield (Co), Negin (Na), Keller (BC), Moore (Mds), Ohiri (H); **PV**—Brown (Na) 16, Uelses (L), Plymale (A), Cruz (V), Newtzling (OhS); **SP**—Berkowitz (Na) 57-8¾, Wallin (No), Jackson (SU), Kurnik (V), Schimmenti (Man); **DISC**—Soudek (Mi) 175-3, Barkensen (H), Jackson (Na), Zaffarano (T), Jackson (SU), Levendeis (Y); **JAV**—DeFiore (Colu) 226-3¾, Mallas (As), Krombolz (PS), Marshall (RI), Hinkle (Y); **HAM**—Croasdale (H) 179-10, Gage (Cor), Mead (Man), Connors (Man), Sumoski (Con), Mathews (SJ); **TJ**—Tate (NCC) 59-8¼, Lewis (MoS), Lleras (PR), Daviala (PRAM), Keller (BC).

**RELAYS**—**440**—N. C. Col. ) Roberts, Johnson, Amos, Tate) 41.0, Southern U., Morgan State, Maryland St.; **880**—N. C. Col. ) Roberts, Johnson, McCray, Tatham, Morgan St., Villanova, Central (O.); **MILE**—Morgan St. (Jackson, Bagley, Brown, Lee), St. John's, Oklahoma St., Maryland St., Villanova; **2-MILE**—Villanova (Zwolak, Orr, Adams, Sullivan) 7:31.7, Michigan, Oklahoma St., Seton Hall, Iona; **4-MILE**—Villanova (Hyland, Orr, Sullivan, Zwolak) 16:50.7, Seton Hall, Fordham, Georgetown, Michigan, Syracuse, Kings Point; **SPRINT MEDLEY**—Villanova (Kozolowski, Horner, Uzzle, Carroll) 3:23.4, St. John's, Furman, Kentucky St., Brown; **DISTANCE MEDLEY**—Villanova (Carroll, Adams, Sullivan, Zwolak) 9:55.8, Georgetown, LaSalle, Michigan, Brown; **SHUTTLE HURDLES**—Michigan (Kohns, Woodton, Henderson, Nuttall) 59.0, Maryland St. Kent St., Army.

## 12th Collegiate Track Conference Championships

*Brookville N.Y., May 9, 1964*

**SCORING**—Kings Point 43, Iona 40, Central Connecticut 30, Fairleigh Dickinson 27, Queens 25, Montclair 21½, C. W. Post 14, Adelphi 12, St. Peter's 12, CCONY 8,

Bridgeport 7, Southern Connecticut 7, Hunter 4, Brooklyn Col. 2, Trenton St. 1½.

**100**—Keller (KP) 10.1, Dabinett (FD), Roy (I), Polcek (B), Love (I); **220**—McGilchrist (I) 21.6, Keller (KP), Bachman (FD), Roy (I), Lee (A); **440**—Cracovia (I) 48.0, Weingartner (A), Michan (I), Hughes (SP), Viggiano (SP); **880**—Zeitler (I) 1:55.6, Budwick (I), Keefe (CC), Glynn (I), Colletti (KP); **MILE**—Keefe (CC) 4:18.6, Taylor (KP), Smith (KP), Dobrats (SC), Harshbarger (I); **2-MILE**—Keefe (CC) 9:20.2, Taylor (KP), Smith (KP), Dobrats (SC), Gannon (I); **120-HH**—Corr (B) 15.4, Zimmerman (Q), Shingler (KP), Deobil (SC), Barber (SC); **440-H**—Zimmerman (Q) 55.5, Saland (H), Hayland (Q), Shingler (KP), Meyer (M).

**HJ**—Bury (FD) 6-4¾, Holcomb (CC), Velton (CWP), Bogart (CCNY), Yorkston (FD); **BJ**—Keller (KP) 22-11½, Makarewicz (CC), Bury (FD), Velton (CWP), Bogart (CCNY); **PV**—Fusco (CWP) 12-5¾, Davies (CWP), Chadderon (KP), Sargent (TS), Deusinger (M); **SP**—Weissbrodt (Q) 50-4¾, Schutz (M), Kearney (SP), Wolfe (M), DePatron (I); **DISC**—Banks (CC) 150-4¾, Weissbrodt (Q), Schutz (M), Kearney (SP), Fowler (CC); **JAV**—Lundberg (FD) 200-2, Bury (FD), Minni (M), Ciota (I), Genovesi (SP); **HAM**—Wolfe (M) 152-9, Calder (A), Lang (A), Schwartz (BC), Snow (KP), TJ—Bogart (CCNY) 44-5, Silver (KP), Makarewicz (CC), Deggelman (M), Keller (KP); **MILE RELAY**—Iona (Kenney, Glynn, Cracovia, Zeitler) 3:17.5, Queens, St. Peter's, Fairleigh-Dickinson, Montclair.

## 7th Western Penn Conference Championships

*New Wilmington, Pa., May 16, 1964*

**SCORING**—Grove City 85, Westminster 81, Geneva 38, St. Francis 17, Waynesburg 13, St. Vincent 5.

**100**—Bailey (Wes) 10.0, Lemon (Wes), Hemphill (G), Fullerton (GC); **220**—Bailey (Wes) 22.0, Hemphill (G), Weimer (Wes), Fullerton (GC), Sponser (GC); **440**—Bate (GC) 51.8, Hunter (GC), Goss (Wes), Marshall (Wes), Harrison (G); **880**—Redman (GC) 2:04, Hunter (GC), Davison (Wes), Williams (Wes), Sereel (G); **MILE**—Williams (Wes) 4:38.3, Warren (Wes), Kahumbe (G), Kroeck (GC), Wett (SF); **2-MILE**—Williams (Wes) 10:28, Suhr (GC), Warren (Wes), Shaver (GC), Kahumbe (G); **120-HH**—Armstrong (Wes) 15.3, Merwin (GC), Nelson (G), Dawson (GC), Copeland (G); **330-IH**—Merwin (GC) 40.0, Armstrong (Wes), Dawson (GC), Copeland (G), Nicklow (Way).

**HJ**—Blackburn (Wes) 6-0, Osman (GC), Huemrich (GC), Augier (SV), Hemphill (G); **BJ**—Nelson (G) 20-2, Osman (GC), Nicklow (Way), Carey (Wes), Thompson (GC); **PV**—O'Halek, B (BC) 12-6, Carey (Wes), Augier (SV), Southwick (Wes), O'Halek, J (GC); **SP**—Mikulsky (SF) 48-5¼, Marovich (GC), Peaspanen (Wes), Folmer (GC), Jacobson (SF); **DISC**—Worsham (G) 134-0, Mikulsky (SF), Jacobson (SF), McColvin (Wes), Mankey (Way); **JAV**—Mankey (Way) 196-6, Shear (GC), Armstrong (Wes), Hoivis (Wes), Ankenny (Way); **HSJ**—Nelson (G) 41-4, Thompson (GC), O'Halek, J (GC), Nicklow (Way), Carey (Wes); **MILE RELAY**—Grove City (Bate, Bradley, Dawson, Hunter) 3:29.6, Westminster, Geneva, Saint Francis.

## Greater Boston Colleges Championships

*Waltham, Mass., May 5-6, 1964*

**SCORING**—Harvard 122, Northeastern 61, Boston College 43, Boston University 28, MIT 20, Brandeis 12, Tufts 2.

**100**—McGlaston (N) 10.0, Awori (H), Tessier (BC), Johnson (BU), Flink (M); **220**—Flowers (N) 21.8, Johnson (BU), Flink (M), McGlaston (N), Tantorski (BU); **440**—Gilvey (BC) 48.6, Flowers (N), Tantorski (BU), Lothrop (BU), Schweeroi (M); **880**—Ogden (H) 1:51.6, Gastonguay (B), Chiappa (H), Delaney (BU), Meehan (H); **MILE**—Juras (BC) 4:09.7, Meehan (H), Brown (M), Crain (H), Allen (H); **2-MILE**—Hewlett (H) 9:23.8, Dunsy (N), Crain (H), Connelly (BC), Uniacke (N); **120-HH**—Awori (H) 14.8, Lynch (H), Spitzberg (H), Borschner (M), Petterson (N); **440-H**—Lynch (H) 53.2, Spitzberg (H), Dorschner (M), Havelick (BU), Feeney (N).

**HJ**—Pardee (H) 6-4¾, Spitzberg (H) 6-4½, Clarke (BC), Wilkinson (T), Cross (BU); **BJ**—Keller (BC) 22-7½, Pardee (H), Awori (H), Ohasun (B), Cater (N); **PV**—Fortie (H) 13-1½, Morash (M), Mahaney (H), Silver (N), Keehner (M); **SP**—Wallin (N) 58-5, Croasdale (H), Furfuro (BU), Fiore (BC), Sloat (M); **JAV**—Post (N) 195-5½, Holcombe (H), O'Callaghan (B), Kilkuskie (H), Ward (H); **HAM**—Corsetti (N) 187-6, Croasdale (H), Fiore (BC), Thompson (H), Wallin (N); **HSJ**—Keller (BC) 45-5¼, Olumloyo (H), Walker (N), Pardee (H), Awori (H); **DISC**—Bakkensen (H) 167-5, Pfeifer (H), Wallin (N), Furfuro (BU), Fiore (BU).

**RELAYS**—**440**—Northeastern (Carter, Flowers, Pettison, McGlaston) 43.01, Boston U., Harvard, Boston Col., MIT; **MILE**—Harvard (Smith, Chiappa, Lynch, Ogden) 3:19.9, Boston U., Brandeis, Northeastern, Boston Col.



# THE SOUTH

By **ELMORE HUDGINS**

*Public Information Director, Southeastern Conference*

Tennessee leads the way in an upsurge of track in the Southeastern Conference. The 1965 team is practically the same one as the sophomore-rich Volunteer squad — under the avid direction of Coach Chuck Rohe — that whipped perennially powerful LSU and Auburn last May and claimed the school's first track championship. Crown accomplished, the university is now building a track.



*Elmore Hudgins*

UT swept the distances with the first four places in the mile and the first two in the 2-mile, and added the sprints as Jim Webster won both the 100 and the 200.

Billy Hardin kept LSU in contention by winning both the hurdles, setting a SEC record of 36.9 in the 330-yard intermediates and tying the old mark of 13.9 in the 120-yard highs. He went on to win the NCAA intermediates and follow the footsteps of his father (Slats Hardin, gold-medal winner in the 1936 Games) to the Olympics for the 400-meter event.

At the finish of the 1964 meet, Auburn literally jumped between Tennessee and LSU. The Plainsmen placed 1-3-4-5 in the broad jump, 1-2-5 in the triple

jump, 1-3 in the pole vault and had two men in the three-way tie for second in the high jump. The final score: Tennessee 61, Auburn 54, LSU 49.

This year, Tennessee returns almost everyone and adds more fine sophs, led by sprinter-hurdler Phil Smith. Soph Morris Williams will revive strength for Auburn in the distances, and its jumping depth will keep it in touch with UT. LSU, without Hardin, is counting on a soph group led by Delmon McNabb, who regularly tosses the javelin beyond the SEC record of 229-9½, and pole vaulter Dave Eckert, who gives the SEC mark of 14-4½ the same treatment.

Maryland, consistently the strongest track squad in the Southland, shoots for its 10th consecutive Atlantic Coast crown in 1965. The Terrapins won the '64 meet without too much strain, scoring in every event except the javelin for a total of 95 points. Clemson was a distant second with 61, followed by North Carolina 41, South Carolina 23 and Duke 17.

Mike Cole, who won the broad jump and placed in both sprints last May, leads the '65 Terps. Clemson, with continued depth in the sprints and the jumps, may gain. NC soph John Levin does the 100 in 9.6 and the 220 in 20.4 (both times would have won in the '64 varsity championships), and at SC a soph named Swartz throws the discus 190 feet. These leads may help close the gap between Maryland and the rest of the league.

Furman, the two-year champ outdoors and the three-year champ indoors of the Southern Conference, was firmly dethroned in '64. VMI edged West Virginia, 44-40, in the indoor meet at Lexington in February, then the Mountaineers captured the outdoor crown in May at Williamsburg with 56½ points. Furman placed second outdoors with 44½, the Citadel third with 41½. VMI fourth with 38, and William & Mary nipped Virginia Tech for fifth, 27½-27.

In '65, West Virginia's Mountaineers will attempt to retain a winning composure above the scramble to unseat them. Furman wants the crown back, and William & Mary, with Jim Johnson going for the conference record in the mile, may join VMI and the Citadel as contenders.

## 32nd Southeastern Conference Championships

*Lexington, Ky., May 15-16, 1964*

**SCORING**—Tennessee 61, Auburn 54, LSU 49, Florida 27, Miss. St. 16, Alabama 13, Kentucky 12, Georgia Tech 10, Georgia 5, Tulane 5, Vanderbilt 3, Mississippi 0.

**100**—Webster (Te) 9.6, Leach (F), McQueen (Al), Kirkley (Al), Anderson (F); **220**—Webster (Te) 21.8, Cox (K), Sutton (Au), Leach (F), Cavanaugh (Al); **440**—Rowe (F) 47.4, Smith (Au), Shapiro (Tu), Cavanaugh (L), Arthur (K); **880**—Albright (L) 1:52.9, Brown (F), Nichols (Te), Cobb (Au), Kirkpatrick (Au); **MILE**—Redington (Te) 4:16.4, Vickers (Te), Pinkston (Te), Sodorburg (Te), Groce (MS); **2-MILE**—Vickers (Te) 9:39.5, Pinkston (Te), Bricke (MS), Patterson (Au), Balfour (MS); **120-HH**—Hardin (L) 13.9, Pomphrey (Te), Maguire (K), James (MS), Bennett (L); **330-IH**—Hardin (L) 36.9, Pomphrey (Te), Erkman (GT), Morse (Te), Buras (Tu).

**HJ**—Roberts (GT) 6-5, tie—Smith (Au), Sanford (MS), and Christopher (Au), Wale (Te); **BJ**—Mitchell (Au) 23-5, Gainey (G), Currington (Au), McCormick (Au), Plant (Au); **PV**—Christopher (Au) 14-5¾, Kodres (Te), Bufkin (Au), Bondreaux (L), Rutland (G); **SP**—Hernandez (L) 55-11¾, Canale (MS), Hardy (Al), Wilkinson (L), Williams (GT); **DISC**—Hernandez (L) 163-11½, Weal (Te), Hardy (Al), Oldham (Te), Roscelli (F); **JAV**—Hamic (L) 219-4½, Castagnes (L), Burkhatt (V), Holmes (L), Kirk (GT); **HSJ**—Johnston (Au) 45-10, Mitchell (Au), Wyrick (L), Posey (MS), McCormick (Au); **MILE RELAY**—Florida (Brown, Anderson, Haley, Rowe) 3:15.1, Tennessee, Auburn, Tulane, Kentucky.

## 11th Atlantic Coast Conference Championships

*College Park, Md., May 9, 1964*

**SCORING**—Maryland 95, Clemson 61, North Carolina 41, South Carolina 23, Duke 17, Virginia 8, N. C. State 6, Wake Forest 4.

**100**—White (NC) 10.1, Wynn (C), Pool (C), Durham (C), Cole (M); **220**—White (NC) 21.5, Cone (C), Wynn (C), Cole (M), Lamb (M); **440**—Lamb (M) 48.7, Adams (C), McGuinness (SC), Huey (C), Manning (NCS); **880**—Crombie (SC) 1:53.0, Thomas (M), Gray (D), Bennett (NC), Newton (D); **MILE**—Krueger (M) 4:17.8, Caldwell (V), Wann (M), Rose (SC), Turner (WF); **2-MILE**—Folk (NC) 9:25.2, George (M), Harris (M), Meade (NC), Caldwell (V); **120-HH**—Fogle (D) 14.8, Sheer (M), Finley (M), Gatch (SC), Vermillion (M); **330-IH**—Vermillion (M) 38.3, Bury (M), Gatch (SC), Ambrose (NC), Caron (M).

**HJ**—Clark (NC) 6-6¾, Croft (M), Barnes (D), Thios (WF), Gordon (V); **BJ**—Cole (M) 23-7¼, Leland (C), Nelson (C), Chapman (SC), Whitley (NC); **PV**—Markley (M) 14-6, Bennett (M), Jackson (C), Brown (SC), Williams (M); **SP**—Samora (M) 55-10¾, Hearon (M), Christensen (SC), Torrice (M), Stewart (D); **DISC**—Dobbs (C) 156-4½, Drozdov (M), Hearon (M), Henley (NC), Stewart (D); **JAV**—Street (NC) 210-11, Carusoe (C), Kaveny (NCS), Buffaloe (NCS), James (C); **HSJ**—Nelson (C) 46-7½, Leland (C), Cole (M), Thompson (M), Whitley (NC).

**RELAYS**—440—Clemson (Poole, Shaw, Wynn, Cone) 41.8, North Carolina, Maryland, Virginia, South Carolina; **MILE**—Clemson (Wynn, Shaw, Cone, Adams) 3:14.2, Maryland, Duke, North Carolina, Wake Forest.

## 40th Southern Conference Championships

*Williamsburg, Va., May 8-9, 1964*

**SCORING**—West Virginia 56½, Furman 44½, The Citadel 41½, Virginia Military 38, William and Mary 27½, Virginia Tech 27, Davidson 17½, Richmond 3.

**100**—Turner (D) 9.7, Thompson (F), Timmerman (C), Armstrong (WV), Cronning (W-M); **220**—Turner (D) 21.3, Pinder (C), Thompson (F), Timmerman (C), Armstrong (WV); **440**—West (F) 48.5, Anderson (F), Pinder (C), Radford (VT), McCormick (R); **880**—Tyler (F), 1:53.0, Crotty (VMI), Louthan (VMI), Ward (VMI), Raihofer (W-M); **MILE**—Johnson (W-M) 4:16.4, Hollifield (F), Engle (VMI), Morrissey (WV), Phillips (D); **3-MILE**—Sayer (F) 15:21.3, Meador (WV), Sweeney (WV), Sinclair (VMI), Johnson (W-M); **120-IH**—Cronin (VMI) 14.7, Dowden (C), Williams (C), Caesar (C), Baillo (VMI); **330-IH**—Dowden (C) 37.7, Cronin (VMI), tie—Beall and Baillo (VMI), Jelovich (WV).

**HJ**—Graves (VMI) 6-0, Crowther (VT), tie—Moon (WV) and Pennebaker (F), tie—Carling (W-M), Miller (C) and Adair (D); **BJ**—Dowden (C) 23-½, Edwards (WV), Haglan (W-M), Moon (WV), Crowther (VT); **HSJ**—Carter (VT), 46-4½, Moon (MV), Edwards (WV), Wetzel (VT), Snyder (D); **PV**—Mowry (WV) 13-6, Griffin (W-M), Mills (D), tie Royal (R), Dillman (C) and Zuraw (WV); **SP**—Greene (W-M) 51-0, Karwoski (WV), Whaley (WV), Phillipot (VT) Grizzard (C); **DISC**—Vaughan (VT) 149-10, Blount (VT), Whaley (WV), Jepson (F), Giannini (F); **JAV**—Stahovic (WV) 203-4½, Hudgins



(VT), Boss (C), Kleine (VMI), MacLabe (C).

**RELAYS-440**—West Virginia (Mon, Bowman, Campbell, Armstrong) 43.1, William & Mary, Furman, Richmond, Davidson; **MILE**—Furman (Thompson, Tyler, West, Paterson), Citadel, William & Mary, West Virginia, Davidson.

### 17th Ohio Valley Conference Championships

Murfreesboro, Tenn., May 15-16, 1964

**SCORING**—Western Ky. 91, Murray 76, East Tenn. 27, Eastern Ky. 25, Middle Tenn. 24, Tenn. Tech 17, Morehead 15, Austin Peay 10.

**100**—Doty (Mu) 9.8, Jackson (EK), Revere (ET), Adams (ET), Gray (Mo); **220**—Jackson (EK) 21.9, Revere (ET), Doty (Mu), O'Koon (TT), Darby (Mu); **440**—Turner (WK) 48.3, Clark (WK), Long (Mu), Darby (Mu), Wilson (Mu); **880**—Whalen (EK) 1:52.2, Holden (WK), Oliver (WK), Basham (Mu), Lamberson (AP); **MILE**—Sears (WK) 4:13.9, Hinkle (AP), Johnson (Mo), Soullien (Mu), Anderson (MT); **2-MILE**—Beasley (EK) 9:29.2, Yost (Mu), Merrell (ET), Norris (TT), Graham (WK); **120-HH**—Allen (Mu) 14.5, Betts (Mo), Kirk (WK), Baker (WK), Claxton (M); **330 IH**—Allen (Mu) 38.0, Betts (Mo), Kirk (WK), Barthlemeu (Mu), Boles (MT).

**HJ**—Schiller (Mu) 6-4, Newman (WK), Halliburton (MT), Schmidt (Mu), Bradley (AP); **BJ**—Gard (WK) 23-10, Chilton (TT), Ward (MT), Boles (MT), Townsend (WK); **PV**—Imel (WK) 14-0, King (WK), Hightower (TT), Burgess (Mu), Gross (ET); **SP**—Oldfield (MT) 53-4, Toye (WK), DeBaise (WK), Boling (Mu), Hall (WK); **DISC**—Toye (WK) 161-3½, Boling (Mu), DeBaise (WK), Carr (EK), Adikilis (Mo); **JAV**—Haskins (Mu) 181-8¾, Holliday (AP), Woodall (WK), Huffman (TT), Cockeroff (Mu); **HSJ**—Gard (WK) 46½, Brown (WK), Halliburton (MT), Boles (MT), Ward (MT).

**RELAYS-440**—Murray (Doty, Jackson, Darby, Allen) 42-4, East Tenn., Western Ky., Tenn. Tech, Morehead; **MILE**—Murray (Long, Darby, Gross, Wilson) 3:16.3, Western Ky., East Tenn., Eastern Ky., Middle Tenn.

### 43rd CIAA Championships

Petersburg, Va., May 8-9, 1964

**SCORING**—N.C. College 51, Morgan St. 39, Maryland St. 37, Johnson C. Smith 11, Virginia St. 9, Howard 8, Norfolk St. 8, No. Caro. A&T 6, Elizabeth City 6, Winston-Salem 5, Delaware St. 4, Virginia Union 2, Livingstone 1, Hampton 1.

**100**—Roberts (NCC) 9.3, Tate (NCC), Jones (NS), Wilson (Mds); **220**—Roberts (NCC) 20.3, Jones (NS), Wilson (Mds), Tate (NCC); **440**—Lee (MoS) 47.0, Rogers (Mds), Skinner (Mds), Moore (DS); **880**—Johnson (NCC) 1:52.8, Morris (Mds), Pankey (NS), Clark (Ha); **MILE**—Jackson (Mds) 4:18.7, McCray (NCC), Ivey (MoS), Hamilton (VS); **2-MILE**—Jackson (Mds) 9:32.6, Fraser (NCC), Newton (NCC), Warfield (MoS); **120-HH**—Betha (MoS) 14.2, Hearn (NCC), Shepard (WS), Davis (Mds); **440-H**—Betha (MoS) 52.3, Coleman (WS), McCray (NCC), Stevall (Mds).

**HJ**—Brock (VS) 6-7, Hill (MoS), Norman (NCC), Burns (JCS); **BJ**—Tate (NCC) 23-9, tie Byron (MoS) and Blackwell (Ho), Johnson (MoS); **PV**—Whitted (JCS) 12-6, Lawson (Ho), Holland (DS), Baker (Mds); **SP**—Games (NCAT) 53-3¾, Johnson (MoS), Whiting (JCS), Kennedy (DS); **DISC**—Whitfield (EC) 145½, Whiting (PCS), Kelly (VU), Games (NCAT); **JAV**—Jones (Mds) 207-10, Hart (VS), Watson (Ho), Hambrick (Ho); **HSJ**—Tate (NCC) 50-9, Lewis (MoS), Cooper (MoS), Mariano (L).

**RELAYS-440**—N. C. College (Roberts, Johnson, Amos, Ttate) 41.1, Morgan St. Maryland St., Elizabeth City; **MILE**—Maryland St. (Walker, Morris, Skinner, Rogers) 3:10.4, Morgan St., N. C. College, Norfolk St.

### 37th South Carolina State Championships

Columbia, S. C., May 1-2, 1964

**SCORING**—Clemson 70, South Carolina 54, Furman 38, Citadel 24, Wofford 0.

**100**—Poole (Cl) 9.8, Timmerman (Cl), Thompson (F), Wynn (Cl); **220**—Cone (Cl) 21.9, McGuinness (SC), Wynn (Cl), Timmerman (Cl); **440**—McGuinness (SC) 48.5, West (F), Anderson (F), Pinder (Cl); **880**—Crombie (SC) 1:56.7, Tyler (F), Towns (Cl), Wales (F); **MILE**—Hollified (F) 4:22.5, Drown (Cl), Rose (SC), Sayer (F); **2-MILE**—Sayer (F) 10:07.7, Poulos (SC), Hollified (F), Smith (SC); **120-HH**—Gatch (SC) 15.0, Dowden (Cl), Atkinson (SC), Williams (Cl); **330-IH**—Gatch (SC) 40.0, C'Gain (Cl), Atkinson (SC), Dowden (Cl).

**HJ**—Miller (Cl) 6-0, Nelson (Cl), Leland (Cl), Pennebaker (F); **BJ**—Chapman (SC) 23-1¼, Leland (Cl), Nelson (Cl), Dowden (Cl); **PV**—tie-Roland (SC) and Jackson (Cl) 13-0, Dillman (Cl), Werwa (F); **SP**—Christensen (SC) 50-9¼, McLoughlin (Cl), Sutter (Cl), Surratt (SC); **DISC**—Dobbs (Cl) 156-4, Jepson (F), McLoughlin (Cl), Giannini

(F); **JAV**—Carusoe (Cl) 206-6½, Wilburn (SC), James (Cl), Boss (Cl); **HSJ**—Leland (Cl) 45-0, Nelson (Cl), McDaniel (Cl), Dowden (Cl).

**RELAYS-440**—Clemson (Poole, Shaw, Wynn, Cone) 42.4, Furman, Citadel, South Carolina; **MILE**—Furman (Thompson, Tyler, West, Anderson) 3:20.8, Clemson, South Carolina.

### 29th Mason-Dixon Championships

Washington, D.C., May 15-16, 1964

**SCORING**—Mt. St. Mary's 58, American U. 55, Old Dominion 31, Gallaudet 30, Catholic U. 17, Lynchburg 9, Washington 8, Randolph-Macon 7, Towson 7, Roanoke 5, Bridgewater 5, Loyola 4, Johns Hopkins 3, Baltimore 0, Western Maryland 0.

**100**—Swomley (M) 10.4, Etheredge (OD), Blaser (C), Reddish (W), Renner (C); **220**—Campbell (A) 22.2, Reddish (W), Swomley (M), Etheredge (OD), Blaser (C); **440**—Campbell (A) 48.3, Henes (G), Bocrie (OD), Morgan (A), O'Hara (C); **880**—Ball (A) 1:56.3, Minogue (M), Heneman (T), Deeny (C), Borete (A); **MILE**—Neidhart (M) 4:28.7, Robertson (RM), Scriptor (G), Bowser (Br), Green (OD); **2-MILE**—Orem (A) 10:05.6, Scriptor (G), Murphy (JH), Williams (OD), Stephens (T); **120-HH**—Hackett (A) 15.3, O'Neil (A), Landis (M), Parker (W), Sullivan (R); **330-LH**—Hackett (A) 37.9, Landis (M), O'Neil (A), Hendrix (G), Stanford (C).

**HJ**—Crowe (A) 6-0, Bass (Ly), Townsend (A), Walsh (M), Reineck (G); **BJ**—Couthen (G) 22-5, Marsh (G), McKee (M), Morris (Lo), Furr (A); **PV**—Walsh (M) 15-0, Nicholas (OD), Drake (M), Mame (T), Furr (A); **SP**—Shelton (Ly) 45-7½, D'Orazio (C), Harvey (G), Guidry (OD), Fulk (Br); **DISC**—Edwards (OD) 142½, Campbell (M), Golcstein (OD), Fulk (Br), Rhodes (RM); **HSJ**—Walsh (M) 43-1, Sullivan (R), Hensler (M), Waldes (RM), Morgan (A).

**RELAYS-440**—Mt. St. Mary's (Pereless, Swomley, Landis, Moro) 43.6, Old Dominion, Catholic, Loyola, Gallaudet; **MILE**—American (O'Neil, Boroto, Hackett, Campbell) 3:16.4, Mt. St. Mary's, Gallaudet, Catholic, Old Dominion.



PHEW — Vernus Ragsdale (right) of Grambling certainly has seen sophomore teammate Dick Stebbins sprint before, but he still looks amazed at this performance in the Olympic Trials. Stebbins qualified in both the 100 and 200 meters in New York.

A  
Relasidy  
mike  
spratt



## 5th Virginia State Championships

Charlottesville, Va., May 2, 1964

**SCORING**—William and Mary 61, VMI 57, Virginia 37, Virginia Tech 36, Richmond 17, Frederick 15, Old Dominion 13, Washington and Lee 7, Lynchburg 6, Roanoke 4, Randolph-Macon 1.

**100**—McCormick (Ri) 10.1, Stone (V), Etheridge (OD), Ghee (VT), Gronning (WM); **220**—McCormick (Ri) 22.0, Stone (V), Randolph (WM), Etheridge (OD), Gronning (WM); **440**—Randolph (WM) 50, Radford (VMI), Crotty (VMI), Begor (F), Powell (Ro); **880**—Ward (VMI) 1:55.8, Raihoffer (WM), Brown (WM), Stewart (V), Louthan (VMI); **MILE**—Johnson (WM) 4:14.7, Caldwell (V), Engle (VMI), Sinclair (VMI), Robertson (RM); **2-MILE**—Johnson (WM) 9:30.5, Allen (V), Jackson (WM), Sinclair (VMI), Ryan (WM); **120-HH**—Cronin (VMI) 14.9, Cappi (OD), Beall (VMI), Savage (WM), Baillio (WMI); **330-IH**—Cronin (VMI) 39.3, Corley (WM), Savage (WM), Baillio (WMI), Beall (VMI).

**HJ**—Gordon (V) 6-1, Bass (L), Sanford (F), Graves (CMI), Barnes (V); **BJ**—Markland (WM) 21-2½, Sherrard (VMI), Carter (VT), Pasquet (VT), Nystrom (V); **PV**—Hoke (V) 13-5, Potter (F), Griffin (WM), Madagan (VT), Sturgis (VMI); **SP**—Wade (F) 48-10, Green (WM), Philpot (VT), Shelton (OD), Moring (VMI); **DISC**—Vaughn (VT) 155-8½, Blount (VT), Edwards (OD), Smith (VMI), Hudgins (VT); **JAV**—Hudgins (VT) 192-5, Kleine (VMI), Mynttinen (WL), Kennedy (WL), Ramseier (WL); **TJ**—Carter (VT) 44-6, Wetzell (VT), Sullivan (Ro), Finn (VMI), Savage (WM).

**RELAYS-440**—Virginia (Stone, Bush, Griffith, Hepler) 43.7, Richmond, William and Mary, Old Dominion, Washington and Lee; **MILE**—William and Mary (Hurley, Raihoffer, Corley, Randolph) 3:21.0, VMI, Richmond, Virginia, Frederick.

## 27th Mid-Western Athletic Association Championships

Wilberforce, O., May 16, 1964

**TEAMS**—Central O., Kentucky St., Lincoln (Mo.), Tennessee St.

**100**—Wheatfall (L) 10.0, Evans (L), Calloway (T); **220**—Wheatfall (L) 21.2, Alverson (C), Evans (L); **440**—Kemp (K) 46.9, Alverson (C), Harris (T); **880**—Harris (L) 1:52.1, Lipscomb (C), McBurrows (K); **MILE**—Smith (K) 4:16.8, Ewing (K), Seymour (C); **3-MILE**—Moore (C) 15:99.1, Ewing (K), Hamon (L); **120-HH**—Hawkins (L) 14.4, Reed (T), Dent (L); **440-H**—Lipscomb (C) 53.7, Clark (K), Kelley (L).

**HJ**—tie Williams (C) and Jackson (K) 6-1, Claytor (C); **BJ**—Mayfield (C) 23-9, Claytor (C), Howard (K); **PV**—Cooksey (K) 13-3, Brady (L), Bundy (C); **SP**—Smith (C) 52-2, Edwards (L), Lott (C); **DISC**—McDonald (L) 156-5, Lott (C), Wood (L); **JAV**—Thornton (K) 197-5, Kelley (L), Rittner (C); **TJ**—Russell (L) 46-4, Claytor (C), Roberts (K) **RELAYS-440**—Lincoln (Dent, Evans, Tidwell, Wheatfall) 40.9, Tennessee St., Central; **MILE**—Central (Jones, H. Lipscomb, R. Lipscomb, Alverson) 3:10.6, Kentucky St., Lincoln.

## 21st Florida Relays

Gainesville, Fla., March 28, 1964

**TEAMS**—Alabama, Auburn, Brown, Citadel, Clemson, Cornell, Duke, Florida St., Florida, Furman, Georgia Tech, Georgia, Maryland, Mississippi, Miss. State, N. C. State, No. Carolina, NE Louisiana, Ohio St., Ohio Wesleyan, Providence, Richmond, So. Carolina, So. Florida, Tennessee, VMI, Wake Forest, William & Mary.

**100**—Pountain (NEL) 9.7, Leach (Fl), Curry (Al), McQueen (Al), Poole (Cl); **2-MILE**—Vickers (T) 9:09.4, Johnson (WM), Pinkson (T), Kinsella (B), Goodyear (Fl); **120-HH**—Morgan (NEL) 14.6, LeBlanc (NEL), Pomphrey (T), Neylan (Al); **330-H**—Bury (Md) 37.9, Ambrose (NC), Dodwen (Cl), Vermillion (Md), Russell (T).

**HJ**—Clark (NC) 6-5½, Rutland (G), Stephens (FL), tie among Wale (T), Lorenz (FS), Barnes (D) and Dochf (Fl); **BJ**—Cole (Md) 23-4, Mitchell (Au), Bussell (GT), Leland (Cl), Gayne (G); **PV**—Chapman (SC) 14, Christopher (Au), Overby (NEL) Jackson (Cl), Williams (Md); **SP**—Williams (FS) 56-3, Canale (MS), Stewart (D), Samora (Md), McLoughlin (Cl); **DISC**—Reuss (OW) 169-10, Williams (FS), Walker (NEL), Beal (T), Oldham (T) **JAV**—Skafte (Fl) 216-1½, Kirk (GT), Carusoe (Cl), Murray (T), Slack (NEL); **HSJ**—Mitchell (Au) 45-1¼, Wilson (Fl), Waugespack (NEL), Cole (Md), Greenlaw (B).

**RELAYS-440**—Florida St. (McDaniel, Johnson, Sable, Cato) 41.4, NE Louisiana, Florida, Clemson, Alabama; **MILE**—NE Louisiana (Averett, Constant, Fountain, Baker) 3:13.1, Clemson, Furman, Auburn, Florida St.; **2-MILE**—Tennessee (Vickers, Scott, Soderberg, Reddington) 1:35.9, Furman, Brown, VMI, Auburn; **SPRINT MEDLEY**—Furman (West, Anderson, Thompson, Tyler) 3:24.6, NE Louisiana, So. Carolina, Florida, Wake Forest; **DISTANCE MEDLEY**—Brown (Ramsey, Henderson, Boog, Farley) 10:11.9, Furman, Tennessee, Duke, Florida St.

## Tennessee Intercollegiate Championships

Memphis, Tenn., May 1-2, 1964

**SCORING**—Middle Tenn. 70, Tenn. Tech 52½, Austin Peay 34, Sewanee 33½, Union 31, Southwestern 15½, David Lipscomb 14½, Bryan 4½, UT, Martin 0.

**100**—Chilton (T) 9.9, Robinson (MT), Johnson (Se), Scott (Se), Pope (So); **220**—O'Koon (T) 22.1, Johnson (Se), Lowrey (U), Freud (AP), Heath (B); **440**—Alred (DL) 49.8; Jordan (T), Medlen (T), Riggs (DL), Meyers (Se); **880**—Lamberson (AP) 1:56.6, Griffier (MT), Smith (MT), Nichols (So), Gilling (B); **MILE**—Hinkle (AP) 4:18.7, Morris (T), Anderson (MT), Gibson (Se), Hayne (U); **2-MILE**—Hinkle (AP) 9:53.1, Morris (T), Dikens (MT), Gibson (Se), Combs (DL); **120-HH**—Clazton (MT) 15.2, Bradley (AP), Guyn (T), Cooper (MT), Iverson (Se); **330-H**—Clazton (MT) 39.9, Emery (AP), Boles (MT), Scott (Se), Martin (T).

**HJ**—Riggs (U) 5-11, Boggs (So), Guyn (T), Halliburton (MT), Bradley (AP); **BJ**—Chilton (T) 23-8½, Boles (MT), Boggs (So), Ward (MT), Pettigrew (U); **PV**—Hightower (T) 13-1, Wright (MT), tie Calmore (Se) and Golden (DL), Inabnit (U); **SP**—Oldfield (MT) 51-10, Hostler (U), Keyes (So), Robinson (B), Webb (T); **DISC**—Hostler (U) 141-7, Oldfield (MT), Lansdale (U), Agnew (Se), Durham (So); **JAV**—Lansdale (U) 198-8½, Waters (Se), Saterfield (AP), Holliday (AP), Reynolds (Se); **HSJ**—Childton (T) 43-7¼, Ward (MT) Halliburton (MT), Boggs (So), Forte (AP).

**RELAYS-440**—Tenn. Tech 43.2, Sewanee, Union, David Lipscomb; **MILE**—Middle Tenn. 3:26, Sewanee, David Lipscomb, Austin Peay, Union.

## 27th SIAC Championships

**SCORING**—Florida A&M 61, Morehouse 41, Allen 26, S. C. State 17, Clark 12, Fort Valley 8, Alabama St. 6½, LeMoyné 5, Bethune-Cookman 3, Knoxville 2, Fisk 1½, Benedict 0.

**100**—Hayes (FAM) 9.2, Copeland (FV), Brunson (B), Kearns (A); **220**—Hayes (FAM) 21.2, Gilliam (SCS), Smith (FAM), Hill (FV); **440**—Mack (L) 48.4, Austin (FAM), Ellerson (M), Harris (M); **880**—Austin (FAM) 1:59.6, Ellerson (M), Carroll (FAM), Montgomery (A); **MILE**—Walker (M) 4:24, Carroll (FAM), Hamilton (FAM), Gatling (A); **2-MILE**—Walker (M) 9:48.6, Hamilton (FAM), Patterson (FAM), Carson (A); **120-HH**—Harold (A) 15.4, Richardson (C), Ellison (C), Smith (C); **330-H**—Brown (M) 38.5, Hall (A), Elps (FAM), Wrentz (FAM).

**HJ**—tie Jackson (M) and Randolph (FV) 6-4, Harris (M), tie Miller (F) and Pugh (AS); **BJ**—Gilliam (SCS) 22-5½, Harris (M), Meeks (M), Harold (A); **PV**—Thompson 11-6, Harold (A), Edwards (K); **SP**—Smith (FAM) 48-11, Seniors (BC), Stewart (A), Douglas (BC); **DISC**—Smith (FAM) 159-8, Perry (AS), Stewart (A), Johnson (C); **JAV**—Mitchell (C) 202-9½, Clark (AS), Hoskins (SCS), Smith (FAM); **HSJ**—Meeks (M) 45-7, Gilliam (SCS), Harris (M), Harold (A).

**RELAYS-440**—Florida A&M (Kelly, Smith, Williams, Hayes) 42.3, S. C. State, Allen, Benedict; **MILE**—Florida A&M (Russell, Hayes, Kelly, Caesar) 3:19.6, Allen, Morehouse, S. C. State.

## 16th Gulf States Conference Championships

Lafayette, La., May 10, 1964

**SCORING**—NE Louisiana State 8½, Louisiana Tech 4½, NW Louisiana State 4½, McNeese State 41, U. of SW Louisiana 38½, SE Louisiana College 36.

**100**—Fountain (NE) 9.6, Henry (M), Ledbetter (NW), D. LeBlanc (NE), Nastasi (SW); **220**—Reid (SE) 20.7, Fountain (NE), Day (LT), Fanning (SE), Nastasi (SW); **440**—Averett (NE) 48.8, Heinen (M), Nelson (M), Garcia (M), Jongbloed (M); **880**—Brady (SE) 1:54.1, G. LeBlanc (NE), Wenk (SW), Cambout (SE), Bright (LT); **MILE**—Hale (NW) 4:12.3, Simmons (NW), M. Sullivan (SW), Smith (NE), White (NE); **2-MILE**—Robinson (SW) 9:18.9, M. Sullivan (SW), Brown (NE), Littell (SE), White (NE); **120-HH**—Mann (NE) 14.3, Carpenter (LT), Laiche (SE), Vogel (NE), D. LeBlanc (NE); **330-IH**—Carpenter (LT) 38.3, Vogel (NE), Mann (NE), Daulton (LT), Vail (LT).

**HJ**—Howard (LT) 6-2, tie-Constant (NE) and Poole (LT), tie-Dumblechin (SW) and Johnson (NW); **BJ**—Ledbetter (NW) 23-11, Henry (M), Mann (NE), Eleazar (SW), Dodd (NW); **TJ**—Constant (NE) 48-4½, Ledbetter (NW), Bohata (SW), Conner (M), Simon (M); **PV**—Johnson (NW) 14-6, Overby (NE), Hobgood (NE), McGinnis (M), Brown (SE); **SP**—Arceneaux (SW) 52-1¼, Reding (NW), DeLaBrettonne (SW), Gibson (SE), Gray (LT); **DISC**—Walker (NE) 162-9, Goodwin (LT), Hall (LT), I. Sullivan (M), Odom (NW); **JAV**—Arceneaux (SW) 212-11, Slack (NE), Ermatinger (NW), Lyles (SW), Horton (NW).

**RELAYS-440**—SE (Fanning, Reid, McDonald, Bourgeois) 41.4, NE La., McNeese,



La. Tech. NW La.; **MILE**—McNeese (Garcia, Heinen, Jongbloed, Nelson) 3:14.9, NE La., La. Tech, SE La., NW La.

## 7th LSU Invitational Meet

**Baton Rouge, La., Mar. 28, 1964**

**SCORING**—Houston 56½, LSU 45½, Rice 32, U. of SW Louisiana 28, Louisiana Tech 14½, Tulane 10.

**100**—Spratt (H) 9.5, Timmons (H), Ellington (R), Malloch (H); **220**—Spratt (H) 21.2, Ellington (R), Malloch (H), Timmons (H); **440**—Cavanaugh (LSU) 47.8, Shapiro (T), Wende (R), Aldmon (R); **880**—Albright (LSU) 1:52.7, Beels (H), Wenk (SWL), Cozens (H); **MILE**—Robinson (SWL) 4:14.7, Elliott (H), Levy (H), Sullivan (SWL); **2-MILE**—Robinson (SWL) 9:08.4, Walker (H), Irwin (H), Stroup (R); **120-HH**—Hardin (LSU) 13.9, May (R), Brown (R), Carpenter (LT); **440-H**—Hardin (LSU) 52.8, May (R), Collins (R), Carpenter (LT).

**HJ**—Poole (LT) 6-1, McClure (H), Beck (R), tie among Diel (LSU), Windham (H) and Howard (LT); **BJ**—Arsuaga (T) 23-10¾, Eleazar (SWL), McClure (H), Weldon (R); **PV**—Brattlof (R) 14-6, Boudreaux (LSU), Corkern (LT); **SP**—Hernandez (LSU) 53-11, Hill (H), Arceneaux (SWL), Wilkinson (LSU); **DISC**—Hill (H) 159-5, Hernandez (LSU), Goodwin (LT), Hamic (LSU); **JAV**—Castagnos (LSU) 214-9, Arceneaux (SWL), Hamic (LSU), Lyles (SWL); **HSJ**—Bohata (SWL) 46¾, McClure (H), Myrick (LSU), Daulton (LT).

**RELAYS-440**—Houston (Timmons, McCartney, Malloch, Spratt) 41.6, LSU, SW Louisiana, Louisiana Tech; **MILE**—Rice (Wende, Aldmon, Conner, Ellington) 3:16.2, Houston, Tulane, Louisiana Tech.

## 36th Southwestern Relays

**Lafayette, La., Apr. 11, 1964**

**TEAMS**—Houston, Lamar, Louisiana St. U., Louisiana Tech, McNeese St., Mississippi, Mississippi St., NE Louisiana St., NW Louisiana St., Rice, SE Louisiana, S. F. Austin, Tulane, U. of SW Louisiana.

**100-M**—Spratt (H) 10.7, Fountain (NEL), Ledbetter (NWL), Timmons (H), Henry (Mc); **400-M**—O'Neil (Una) 47.6, Wende (R), Don Styrone (Una), Domingue (Una), Dave Styrone (Una); **2-MILE**—Macy (Una) 9:02.9, Robinson (SWL), Irwin (H), Stroup (R), McNames (Una); **120-HH**—Morgan (NEL) 14.1, Hardin (LSU), May (R), Brown (R), Mann (NEL); **400-M-H**—Hardin (LSU) 51.6, Collins (R), Carpenter (LT), Windham (H), tie-Weldon (R) and Wise (H).

**HJ**—Ridgway (Lam) 6-7, Hicks (SFA), Posey (MissS), Poole (LT), tie-Howard (LT) and Stanford (MissS); **BJ**—Ledbetter (NWL) 23-9½, Weldon (R), Eleazar (SWL), Dodd (NWL), Arsuaga (T); **TI**—Habetz (Mc) 46-11, Bohatt (SWL), Myrick (LSU), Ledbetter (NWL), Conner (Mc); **PV** (open)—Wadsworth (Una) 15-0, Pennel (Una) Hansen (Una); **PV** (univ.)—Boudreaux (LSU) 14-0, Johnson (NWL), Overby (NEL), Broussard (SEL), Brown (SEL); **SP**—Canale (MissS) 57-2¼, Hernandez (LSU), Hill (H), Arceneaux (SWL), Reding (NWL); **DISC**—Hernandez (LSU) 169-4, Goodwin (LT), Wayt (R), Hall (LT), Sullivan (Mc); **JAV**—Arceneaux (SWL) 217-3¾, Ermatinger (NWL), Slack (NEL), Castagnos (LSU), Holmes (LSU).

**RELAYS-440**—Rice (Middlebrook, May, Darby, Ellington) 41.2, NE Louisiana, Houston, Louisiana St. U., Louisiana Tech; **880**—NE Louisiana (Brant, Morgan, Constant, Fountain) 1:25.7, Rice, Houston, S.F. Austin, Louisiana St. U.; **MILE**—LSU (Cavanaugh, Emerson, Hardin, Albright) 3:11.5, Rice, McNeese St., Louisiana Tech, Houston; **2-MILE**—Houston (Beels, Robinson, Cozens, Elliott) 7:44.1, Rice, Miss. St., SW Louisiana, Louisiana Tech; **SPRINT MEDLEY**—LSU (Cavanaugh, Dunn, Hardin, Albright) 3:23.3, Houston, SE Louisiana, NE Louisiana, NW Louisiana; **DISTANCE MEDLEY**—Houston (Jones, Elliott, Levy, Walker) 10:06.5, SW Louisiana, NW Louisiana, Miss. St., NE Louisiana; **440** (Special)—SE Louisiana (Fanning, Reid, Bourgeois, Cason) 42.4, McNeese, NW Louisiana, Louisiana Tech; **880**—McNeese (Henry, Jongbloed, Garcia, Nelson) 1:28.8, NW Louisiana.

## 2nd Colonial Relays

**Williamsburg, Va., Apr. 11, 1964**

**TEAMS**—American, Frederick Gollaudet Mt. St. Mary's N. C. State, Old Dominion, Randolph-Macon, Richmond Virginia, VMI, Virginia Tech, Wake Forest, Washington and Lee, West Chester St., West Virginia, William and Mary.

**100-M**—Cormick (R) 10.2, Armstrong (WV), Etheridge (OD), Gronning (WM), Price (WCS); **3-MILE**—Johnson (WM) 14:33.7, Caldwell (V), Sweeney (WV), Jackson (WM), Williams (OD); **120-HH**—Hackett (A) 14.9, Cronin (VMI), Cappi (OD), Rowland

(WCS), Bulger (WF); **330-H**—Cronin (VMI) 38.6, Pfrogner (WCS), Hackett (A), O'Neill (A), Baillio (VMI); **3,000-M-STEPPLE**—Allen (V) 9:45.9, Brommer (WM), Sinclair (VMI), Orem (A), Bernstein (WM).

**HJ**—Moon (V) 6-1¾, Crowther (VT), Thios (WF), Reineck (G), Kahle (WF); **BJ**—Sherrard (VMI) 22-1, Shelton (OD), Rice (WCS), Couthen (G), Haglan (WM); **PV**—Zuraw (WV) 13-6, Mowrey (WV), Griffin (WM), Nicholas (OD), Madagan (VT); **SP**—Greene (VM) 51-0, Whaley (WV), Karwoski (WV), Wade (F), Bryant (F); **DISC**—Vaughn (VT) 152-11, Bloant (VT), Whaley (WV), Smith (VMI); **JAV**—Stabow (WV) 191-11, Hudgins (VT), Kleine (VMI), Bentz (WF), Carling (WM); **TJ**—Edwards (WV) 45-6½, Carter (VT), Moon (WV), Kahle (WF), Wetzel (VT).

**RELAYS-440**—American (O'Neill, Ball, Campbell, Hackett) 43.3, Wake Forest, tie among Old Dominion, West Virginia, and West Chester St.; **880**—Wake Forest (Dunlap, Neary, Ernst, Hartley) 1:30.2, American, West Chester St., West Virginia, Richmond; **MILE**—American (Ball, Boroto, Hackett, Campbell) 3:22.4, William and Mary, West Chester St., West Virginia, Wake Forest; **2-MILE**—William and Mary (Hurley, Brown, Raihofer, Randolph) 7:46.5, VMI, West Virginia, Randolph-Macon; **4-MILE**—West Virginia (Fiartz, Sweeney, Meador, Morrissy) 18:26.8, VMI, William and Mary, Wake Forest, Washington and Lee; **SPRINT MEDLEY**—Wake Forest (Hartley, Dunlap, Ernst, Turner) 3:31.1, William and Mary, West Virginia, VMI, Richmond; **DISTANCE MEDLEY**—William and Mary (Gimmell, Inslay, Brown, Johnson) 10:28.6, VMI, Mt. St. Mary's, Wake Forest, West Virginia; **480-SHUTTLE HURDLE**—VMI (Baillio, Bragg, Beall, Cronin) 1:02.5, tie West Chester St. and West Virginia, William and Mary, Virginia Tech.

## 26th Northwest Louisiana Relays

**Natchitoches, La., Apr. 16-18, 1964**

**SCORING**—Northeast 89, Northwestern 59½, Louisiana Tech 49, McNeese 35, Southeastern 34½, Southwestern 29, Houston 16, S.F. Austin 13, Ole Miss 2, Lamar Tech 3.

**100**—Henry (M)9.6, Fountain (NE), Ledbetter (NW); **120-HH**—Morgan (NE) 14.0, Mann (NE), Laiche (SE); **330-IH**—Morgan (NE) 38.0, Vogel (NE), Carpenter (LouT). **HJ**—Hicks (SFA) 6-6½, tie Ridgway (LamT) and Howard (LouT), Brady (SE); **BJ**—Ledbetter (NW) 24-0¼, Mann (NE), Lawrence (LouT); **PV**—Johnson (NW) 14-7, tie Brown (SE) and Walker (NW); **SP**—Arceneaux (SW) 51-7¾, Hill (H), Reding (NW); **DISC**—Goodwin (LouT) 160-3¾, Walker (NE), Hall (LouT); **JAV**—Arceneaux (SW) 216-9, Ermatinger (NW), Lyles (SW); **HSJ**—Habetz (M), 46-7, Daulton (LouT), Ledbetter (NW).

**RELAYS-440**—Northeast (Fountain, McDonald, Brant, Morgan) 41.8, Northwestern, Louisiana Tech; **880**—Northeast (Brant, Morgan, Constant, Fountain) 1:26.3, Southeastern, McNeese; **MILE**—Northeast (Averitt, Constant, Baker, Fountain) 3:14.4, McNeese, Southeastern; **2-MILE**—Northwestern (Hale, Phifer, Wright, Simmons) 7:48.8, Northeast, Louisiana Tech; **SPRINT MEDLEY**—Northeast (Averitt, Mann, McDonald, LeBlanc) 3:30.2, Northwestern, McNeese; **DISTANCE MEDLEY**—Southwestern (Simmon, Wenk, Sullivan, Robinson) 10:15.2, Houston, Northeast.

## 2nd Carolina State Record Relays

**Columbia, S.C., Apr. 4, 1964**

**TEAMS**—Brown, Citadel, Clemson, Duke, Furman, Georgia, Maryland, North Carolina, No. Carolina St., So. Carolina, Virginia, VMI, VPI, Wake Forest, Wm. & Mary.

**100**—White (NC) 9.6, Wynn (Cl), Thompson (F), Poole (Cl), Timmerman (Cl); **2-MILE**—Kinsella (B) 9:34.4, Maillet (NC), Coursey (G), Boog (B), Wann (M); **120-HH**—Sher (M) 14.6, Hubbard (D), Gatch (SC), Fogle (D), Cronin (VMI); **330-IH**—O'Carin (Cl) 39.4, Gayney (G), Hubbard (D), Ambrose (NC). **HJ**—Clerk (NC) 6-2, tie Miller (Cl) and Gordon (V), tie Nelson (Cl) and Rutland (G); **BJ**—Chapman (SC) 22-10¼, Leland (Cl), Gayney (G), Sherrard (VMI), Wootten (G); **PV**—Chapman (SC) 14-11¼, Bennett (M), Brown (SC), Jackson (Cl), Homer (D); **SP**—Christensen (SC) 52-½½, Drozdov (M), Hearon (M), Stewart (D), McLaughlin (Cl); **DISC**—Dobbs (Cl) 156-2, Vaughn (V), Hobson (B), Blount (VPI), Henley (NC); **JAV**—Buffaloe (NCS) 208-4, Street (NC), Carusoe (Cl), Hudgins (VPI), Wilburn (SC); **HSJ**—Pasquet (VPI) 43-9, Nelson (Cl), Kable (WF), Gayney (G), Bennett (M).


**RELAYS-440**—Clemson (Poole, Shaw, Wynn, Durham) 43.1, Citadel, Duke, Brown, Wake Forest; **MILE**—Clemson (Wynn, Huey, Cone, Adams) 3:16, So. Carolina, Wm. & Mary, No. Carolina, Duke; **2-MILE**—Brown (O'Donnell, Baglow, Rumsey, Farley) 7:41.7, Furman, VMI, No. Carolina, Virginia; **SPRINT MEDLEY**—So. Carolina (McGuinness, Addison, Hemmer, Crombie) 3:27.2, Wake Forest, Brown, Furman, Clemson; **DISTANCE MEDLEY**—Brown (Rumsey, Henderson, Boog, Farley) 10:09.4, Duke, Wm. & Mary, No. Carolina, VMI.



By ED CHAY

Sports Writer, The Cleveland Plain Dealer  
Editor and Publisher, "Ohio Track & Field"

Wisconsin and Michigan are expected to be leading contenders for the Big Ten indoor and outdoor championships, with Michigan State challenging.



Ed Chay

Indiana should have more muscle, but Illinois, which finished third in the outdoor meet, will be shallow as it begins rebuilding. The only holdovers of championship level caliber at Illinois are Olympian Trenton Jackson in the sprints and Big Ten 660 champ Dave Becker.

Ohio State looks to Bob Neutzling, its unpredictable 16-foot vaulter, and to quarter-miler Jim Baldwin. Purdue has graduated Big Ten sprint king Nate Adams and it must start to build again.

Michigan, which outpointed Wisconsin, 64-52, and captured its first outdoor title since 1931, has pole-vault champ Brian Bergemann, a junior who cleared 15½ indoors; distancemen Al Montalbano, Steve Tullberg, Jim McGrath, Tibbs Carpenter and Barney Peterson. Others with scoring potential are Ron Smith (9.7) and sophomore Jerry Beatty in the sprints and senior high jumper Bill Holden, who soared 6-10 as a sophomore. Montalbano's 1:09.8 for the 600 was third best in the world last year.

Michigan, winner of the 1964 indoor crown and runnerup outdoors, is fortified in the field events with 6-10 junior high jumper Bob Densham, 25-foot-plus broad jumper Bob Rowser and discusman Fred Lambert (170). The Wolverines also have middle-distance ace Kent Bernard, 9:14 two-miler Ted Benedict and upcoming sophomore Bob Jerometta, a 48-flat quarter-miler.

Michigan State's success lies with indoor 1,000-yard champ Mike Martens, broad jumper Jim Garrett, miler Jan Bowen, two-miler Eric Zemper and Fred McCoy, who doubles in the hurdles and the high jump. McCoy placed in both events in the Big Ten finals. The Spartans have a fine crop of sophomores, among them hurdlers Gene Washington, Clinton Jones and Bob Steele, all in the 13.9 class, quarter-miler Daswell Campbell and two-miler Keith Coates.

Western Michigan, winner of seven straight Mid-American Conference titles, will have its usual solid team with emphasis on distance events. Ohio University, Miami, Bowling Green and Kent State all expect improvement.

Ohio U. standouts should be middle distance aces Barry Sugden (1:47.3 for the 800 meters) and Darnell Mitchell (1:47.6), both finalists in the U. S. Olympic trials at Los Angeles. And sprinter Mel Orr (9.5) should help.

Miami may not have Olympian 5,000-meter ace Bob Schul available because of a conference eligibility ruling, but the Redskins will be in the thick of it with distance ace Jack Bachelor (sixth in the NCAA steeplechase finals), miler Rick Cunningham, broad jumper Ernie Bremer and 9.6 sprinter Dale Pritchett.

Southern Illinois will show its usual balance; Notre Dame expects to show better with returnees Bill Boyle, Irish captain who came in sixth in the New York trials with a 46.3 quarter mile, and distancemen Ed Dean, who ran a 4:07 mile as a sophomore, and Bill Clark, who clocked a 4:09 mile as a junior last year. Mike Caffey, a 9.8 sprinter, and a sophomore two-mile prospect named Bob Walsh help to brighten the outlook.

## 64th Big Ten Championships

Evanston, Ill., May 22-23, 1964

SCORING—Wisconsin 64, Michigan 52, Illinois 33, Michigan State 22, Northwestern 16, Iowa 12, Indiana 11, Minnesota 9, Ohio State 9, Purdue 2.

100—Jackson (Ill) 9.5, Blenheim (Ill), Yavorski (Ill), Washington (P), Goldston (Ia); 440—Bernard (Mic) 46.1, Hollingsworth (Ia), Patterson (W), Thomas (N), Higginbottom (W); 660—Becker (Ill) 1:20.5, Horning (MS), Montalbano (W), Harris (N), Heuer (W); 880—Kelly (Mic) 1:51.3, Martens (MS), Casto (Mic), Thronson (Min), Fulcher (MS); MILE—Manley (W) 4:12.0, Carius (Ill), Ryan (Mic), Boydston (N), Bowen (MS); 2-MILE—Murray (Mic) 9:15.9, Peterson (Min), Tullberg (W), Zemper (MS), Carius (Ill); 120-HH—Dix (W) 14.5, Dakin (W), Beatty (W), McCoy (MS); 330-IH—Smith (O) 37.3, Beatty (W), Azikiwe (MS), Craig (Ind), Johnson (N).

BJ—Ackerman (W) 23-11¼, Garrett (MS), Joseph (N), Pride (W), Rowser (Mic); HJ—Miller (Ind) 6-7, Densham (Mic), Ammerman (Mic), Holden (W), McCoy (MS); PV—Bergemann (W) 14-8, Albrecht (N), Neutzling (O), Chaffee (Ind), Seiberlich (W); SP—Schmitt (Mic) 53-11¼, Hendrickson (W), Yearby (Mic), Barnes (Min), Cavotta (O); DISC—Hendrickson (W) 175-11, Soudek (Mic), Lambert (Mic), Redmon (Ill), Barnes (Min); MILE RELAY—Michigan (Romain, Hughes, Wade, Bernard) 3:10.2, Wisconsin, Iowa, Indiana, Northwestern.

## 18th Mid-American Conference Championships

Oxford, O., May 22-23, 1964

SCORING—Western Michigan 72, Miami 61½, Ohio 38, Toledo 37, Bowling Green 26½, Kent State 18, Marshall 2.

100—Friedman (T) 9.7, Pritchett (Mi), Gray (T), Schriefer (WM), J. Smith (WM); 220—Friedman (T) 21.7, Schriefer (WM), Pritchett (Mi), J. Smith (MW), Williams (K); 440—Sugden (O) 47.5, Brubaker (Mi), Wright (BG), Patience (Mi), Darbyshire (Mi); 880—Hammerstein (WM) 1:51.1, Crooks (O), Klink (Mi), Van Schelven (WM), Flaminio (WM); MILE—Schul (Mi) 4:07.0, Cunningham (Mi), Burston (WM), Berendsen (O), Bartel (Mi); 3-MILE—Schul (Mi) 13:52.5, Bachelor (Mi), Gallagher (WM), Smith (O), Wise (K); 120-HH—Fisher (WM) 14.8, Hurst (T), Kangas (Mi), Brooks (K), Saelzler (BG); 440-H—Vogler (WM) 53.7, Leek (WM), Fisher (WM), Saelzler (BG), Kangas (Mi).

HJ—Curry (K) 6-9¼, Gehring (Mi), Bryant (BG), Hamilton (Mi), Browning (BG); BJ—Holland (WM) 23-6, tie-Bryant (BG) and Gehring (Mi), Bremer (Mi), Bloom (Ma); PV—Turcheck (WM) 14-0, Bradford (O), Hamilton (BG), Murray (O), Bentley (Ma); SP—Uzelac (WM) 52-3¼, Rice (O), Asbury (K), Oatley (WM), Rinehart (K); DISC—Taraschke (O) 151-3, Alexander (T), Rider (WM), Sherman (BG), Rinehart (K).

RELAYS—440—Toledo (Gray, Finkbeiner, Newsome, Friedman) 41.5, Western Michigan, Bowling Green, Kent State, Ohio; MILE—Miami (Patience, Darbyshire, Klink, Brubaker) 3:13.6, Ohio, Toledo, Western Michigan, Bowling Green.

## Ohio Athletic Conference

Delaware, Ohio, May 22-23, 1964

SCORING—Mount Union 67, Akron 39, Ohio Wesleyan 38, Baldwin Wallace 25, Capital 18, Wooster 13, Denison 10, Otterbein 9½, Muskingum 9, Hiram and Wittenberg 7, Marietta 6, Oberlin 4, Kenyon 1½, Heidelberg 0.

100—Mooney (MU) 9.9, Holcombe (BW), Hitchcock (OW), Sargent (MU), Braithwaite (BW); 220—Mooney (MU) 21.9, Holcombe (BW), Sargent (MU), Roth (H), Hitchcock (OW); 440—Hawthorne (MU) 48.3, Brown (Ob), Person (A), Hunsaker (C), Ebersold (OW); 880—Lyford (Ma) 1:55.8, Fox (MU), Waider (Wc), Struthers (MU), Kiester (MU); MILE—Fox (MU) 4:17.2, Hamalainen (Wc), Seifers (MU), Weatherbee (A), Campbell (A); 2-MILE—Lewis (C) 9:41.2, Martin (C), Weaver (MU), Campbell (A), Johns (Wi); 120-HH—Cherry (Wi) 14.3, Thompson (A), Turner (A), Patterson (D), Round (MU); 330-IH—Turner (A) 38.8, Anderson (Mu), Patterson (D), Viece (BW), Marsh (A).

HJ—Thompson (A) 6-6½, Van Campen (OW), Doughty (C), Enck (OW), Patrick (K); BJ—Graves (MU) 22-11, Brooks (H), Eichinger (C), Davis (Wo), Meeks (Ob); PV—Graves (MU) 47-4¼, Williams (A), Schelkun (OW), Dudock (A), Chentow (K); SP—Burnett (BW) 13-9, Davis (Wo), Reynolds (Ob), Zollar (OW), Robertson (H); MILE—Reuss (OW) 51-7½, Duda (Mu), Morrow (D), Dahlborg (OW), tie-Wallis (K) and Thompson (Ob); DISC—Reuss (OW) 177-6¼, Hershberger (Ob), Montgomery (OW), Morrow (D), Johnson (Mu).

RELAYS—880—Mount Union (Sargent, Hawthorne, Green, Mooney) 1:26.7, Baldwin



Wallace, Akron, Ohio Wesleyan, Otterbein; **MILE**—Mount Union (Sargent, Mooney, Green, Hawthorne) 3:17.9, Baldwin Wallace, Ohio Wesleyan, Akron, Kenyon.

### 39th Central Collegiate Conference Championships

Notre Dame, Ind., June 6, 1964

**SCORING**—Notre Dame 35½, Michigan 34, Western Michigan 34, Illinois 23, Michigan State 19½, Miami (O) 18, Toledo 15, Wisconsin 14, Drake 13, Indiana 12, Missouri 12, Pittsburgh 12, Iowa 10, Ohio University 7, Ball State 6, Bowling Green (O) 4, Cornell 4, Iowa State 4, Southern Illinois 3, Wichita 3, Wayne State 2.

**100**—Jackson (Ill) 9.6, Goldston (Ia), Friedman (T), Weddle (Ind), Smith (WM); **220**—Jackson (Ill) 21.2, Friedman (T), Goldston (Ia), Yavorski (Ill), Blenheim (Ill); **440**—Bernard (Mic) 46.9, Boyle (ND), Hollingsworth (Ia), Brubaker (Mia); Carr (SI); **880**—Sugden (O), 1:49.7, Clasen (BG), Horning (MS), Martens (MS), Fulcher (MS); **MILE**—Lingle (Mo) 4:05.3, Dean (ND), Cunningham (Mia), Clark (N), Burston (WM); **2-MILE**—Gallagher (WM) 9:01.6, Bachler (Mia), Murray (Mic), Zemper (MS), Clark (ND); **120-HH**—Whitehouse (ND) 14.3, Johnston (IS), Kangas (Mia), Groff (Mo), Nuttall (Mic); **440-H**—Montalbano (Wis) 52.4, Westfield (C), Vogler (WM), Walker (SI), Leek (WM).

**HJ**—Ammerman (Mic) 6-9, Mileer (Ind), Holden (Wis), Gehring (Mia), tie between McKay (MS) and Whitehouse (ND); **BJ**—Holland (WM) 24-2½, Garrett (MS), O'Connor (ND), Gehring (Mia), Hayden (Pit); **PV**—Younger (Mo) 15, Bergemann (Wis), Turcheck (WM), McNamee (ND), Kelly (ND); **SP**—Magrane (D) 56-8½, Schmidt (Mic), Mutchler (MS), Rice (O), Eichorst (BS); **DISC**—Soudek (Mic) 183, Thomassey (Pit), Schoenwetter (Vic), Hendrickson (Wis), Schmidt (Mic); **JAV**—McInerney (BS) 212-8¼, Giacinto (ND), Thomassey (Pit), Salzmann (ND), Mahoney (ND); **HSJ**—Holland (WM) 47¼, Garrett (MS), O'Connor (ND), Gehring (Mia), Bruch (ND).

**RELAYS-440**—Illinois (Williams, Yavorski, Blenheim, Jackson) 40.6, Toledo, Indiana, Western Michigan, Wayne State; **MILE**—Michigan (Romaine, Hughes, Wade, Bernard) 3:10.1, Toledo, Western Michigan, Pittsburgh, Notre Dame.

### 56th Interstate IAC Championships

Charleston, Ill., May 22-23, 1964

**SCORING**—Central Michigan 78, Eastern Illinois 46, Northern Illinois 44, Illinois State 31, Western Illinois 26.

**100**—Rentfro (EI) 9.8, Morrill (CM), Grafford (IS), Babcox (NI), Secrest (ND); **220**—Morrill (CM) 20.9, Rentfro (EI), Steele (EI), Allen (WI), Fagan (WI); **440**—Walker (NI) 49.0, Barling (CM), Murphy (WI), Gavier (CM), Ramoley (EI); **880**—Brogan (NI) 1:54.4, Gosnell (CM), Livingston (CM), Withers (IS), Smith (CM); **MILE**—Brogan (NI) 4:17.9, Coffman (IS), Ristaw (NI), Alert (NI), Maple (WI); **2-MILE**—Mittelstaedt (IS) 9:19.2, Boehler (WI), Grimmelstein (NI), Peterson (NI), Quinlan (EI); **120-HH**—Lacore (CM) 14.5, Grandone (EI), McConkey (IS), Gillman (WI), Johnson (IS); **220-LH**—Lacore (CM) 23.1, Gillman (WI), Warren (CM), Schultz (WI), Grandone (EI).

**HJ**—Magis (CM) 6-3¼, Peters (CM), McConkey (IS), Szymanski (CM), Powell (IS); **BJ**—Steele (EI) 24-3¼, Stinsley (EI), Sykes (EI), Van Hoesen (CM), Babcox (NI); **PV**—Nelson (EI) 14-3, Neihardt (CM), Van Bleek (EI), Palishen (EI), Fulton (WI); **SP**—Miskov (CM) 56-1½, Hooper (NI), Petty (IS), Waters (WI), Herstaed (NI); **DISC**—Miskov (CM) 163-6, Petty (IS), Backe (NI), Rhodes (WD), LaRoche (IS); **JAV**—Miskov (CM) 187-10, Butler (EI), Timm (CM), Schalio (EI), Peabody (EI).

**MILE RELAY**—Northern (Mortimer, McGinty, Brogan, Walker) 3:20.3, Central Michigan, Western, Eastern, Illinois St.

### 30th Elmhurst Invitational Meet

Elmhurst, Ill., May 9, 1964

DIVISION A

**SCORING**—Eastern Ill. 61, Loyola (Ill.) 43, Ill. State 40, UW, Milwaukee 22, Western Ill. 21, Ferris Inst. 19, Valparaiso 18, DePaul I, Chicago Illini O.

**100**—Rentfro (EI) 9.8, Romant (M), Wegner (M), Lloyd (F), Allen (WI); **220**—Rentfro (EI) 21.6, Romant (M), Steele (EI), Schnoll (M), Lloyd (F); **440**—Brannigan (L) 50.3, Kahle (V), Withers (IS), Morris (EI), Bade (L); **880**—Ward (F) 1:55.3, Kolovich (L), Withers (IS), Bird (L), Sloan (D); **MILE**—O'Hara (L) 4:05.8, Williams (L), Kolovich (L), Coffman (IS), Mittelstaedt (IS); **2-MILE**—Millestadt (IS) 9:29.2, Boehler (WI), Schramm (V), Quinlan (EI), Schneider (EI); **120-HH**—Cook (V) 14.4, Grandone (EI), Brazill (F), Johnson (IS), Seidler (L); **220-LH**—Brazill (F) 23.2, Bremmer (L), Cook (V), Johnson (IS), Seidler (L).

**HJ**—Rupert (L) 6-0, tie-McConkey (IS), Nash (F), and Steele (EI), O'Neill (L); **BJ**—Steele (EI) 24-7¼, Sykes (EI), Loyd (EI), Johnson (IS), Wegner (M); **PV**—Nilsen (EI)



EXTRA EFFORT shows on the faces of Albion's J. B. Elzy (left) and Adrian's John Fundukian (center), but Kalamazoo's Bill Lynch looks as if he's above it all. Lynch's lunge at the tape won the 100-yard dash in the Michigan Intercollegiate.

13-6, Palishen (EI), Jebe (EI), Kane (L), Fulton (WI); **SP**—Petty (IS) 50-4¼, Waters (WI), Vasholz (V), Borowski (M), Trimble (EI); **DISC**—Picaroni (WI) 149-2½, Petty (IS), LaRoche (IS), Rhodes (WI), Schalio (EI); **JAV**—Murphy (M) 174½, Peabody (EI), Butler (EI), Sneed (IS), Brucker (IS); **MILE RELAY**—Loyola (Bade, Kolovich, O'Hara, Brannigan), Western Ill., Eastern Ill., Illinois State, UW, Milwaukee.

DIVISION B

**SCORING**—Grinnell 58, Hillsdale 21½, No. Central 20, Dubuque 16, Augustan 15, Elmhurst 13½, MacMurray 13, Carroll 11, Ill. Wesleyan 10, Lake Forest 10, Central 9, Millikin 9, Concordia 8, Milton 7, Lewis 4, No. Park, Principia, Rockford, Trinity 0.

**100**—Radvansky (D) 9.7, Schachel (G), Whiting (A), Faulkner (IW), Newton (H); **220**—Radvansky (D) 20.5, Schachel (G), Voss (Cen), Newton (H), Loser (L); **440**—Beckord (G) 48.4, Orr (Mac), Clark (A), TePaske (G), Matson (A); **880**—Langham (G) 1:56.2, Morton (H), TePaske (G), Shewchuk (E), Nassiff (G); **MILE**—Langham (G) 4:24.4, Morton (H), Brown (G), Karnstedt (Cen), Marler (Mac); **2-MILE**—Farley (NC) 9:47.5, Brown (G), Marler (Mac), Patterson (C), O'Heran (H); **120-HH**—Leadingham



(LF) 15.0, Waters (Mil), Riess (E), Fenrick (Milt), Coates (IW); **220-LH**—Fike (Mil) 24.1, Coates (IW), Young (A), Leadingham (LF), Riess (E).

**HJ**—Fenrick (Milt) 6-4, Riess (E), Shouba (IW), tie-Schoenbeck (Con) and Jordan (H); **BJ**—Shelby (D) 22-9½, TePaske (G), tie-Behnke (Con) and Boland (E), Leadingham (LF); **PV**—Ogden (NC) 12-6, Schakel (Cen), Thompson (A), Smith (G), Foss (LF); **SP**—Viktor (NC) 48-4½, Coonfare (H), Pregenger (L), Calhoun (Con), Miller (G); **DISC**—Viktor (NC) 145-8½, Florell (Car), Miller (G), Calhoun (Con), Noth (D); **JAV**—Wood (G) 191-10, Budde (Car), Steinhaus (Car), Beard (Mac), Keller (LF); **MILE RELAY**—Grinnell (Schachel, Langham, TePaske, Bockord), Hillsdale, MacMurray, Augustana, Elmhurst.

## 44th Minnesota IAC Championships

St. Paul, Minn., May 16, 1964

**SCORING**—Macalester 72½, Gustavus Adolphus 48, Concordia 43½, St. John's 28, Hamline 5, St. Thomas 5, Augsburg 4, UMD 4.

**100**—Perry (C) 10.3, Nygren (H), Haines (G), Arneson (M), Spinner (SJ); **220**—Haines (G) 22.4, Perry (C), Lund (G), Arneson (M), Zimmerman (A); **440**—Lund (G) 49.5, Rud (C), Gilman (M), Kreischer (M), Zimmerman (A); **880**—Aguibair (L) 1:55.6, Ogle (M), Jackson (M), Griffen (ST), Gustafson (G); **MILE**—Ogle (M) 4:22.5, Gibith (M), Jackson (M), Anderson (UMD), Dovenberg (G); **2-MILE**—Lentz (G) 9:46.0, Smith (M), Smith (M), Stansbury (M), Griffen (ST); **120-HH**—Larson (C) 14.9, Ridge (M), Reidl (M), Thorstenson (M), Hunt (C); **220-LH**—Thorstenson (M) 24.6, tie-Ridge (M) and Larson (C), Perry (C), Hunt (C).

**HJ**—Rogosheske (G) 6-6, Eldridge (M), Clements (M), Anderson (C), Enesvedt (SJ); **BJ**—Rud (C) 21-5, Kuchenmeister (G), Enesvedt (SJ), Reidl (M), Zimmerman (A); **PV**—Martinson (C) 14-1¾, Blake (SJ), Jacobs (SJ), Thorsell (UMD), Scheckart (C); **SP**—McDowell (SJ) 48-1½, McChesney (M), Voss (SJ), Carlson (G), Braint (H); **DISC**—McDowell (SJ) 140-2½, Rudolph (G), Honner (SJ), DeKok (C), Stusek (M); **MILE RELAY**—Gustavus Adolphus (Aguibair, Haines, Mydske, Lund) 3:22.8, Macalester, Concordia, St. Thomas, Augsburg.

## 18th College Conference of Illinois Championships

Rock Island, Ill., May 15-16, 1964

**SCORING**—Augustana 67, North Central 52½, Illinois Wesleyan 49½, Carroll 31½, Millikin 23½, Carthage 10, North Park 5.

**100**—Whiting (A) 10.0, Faulkner (IW), Wilson (NC), Schafer (A), Matson (A); **220**—Faulkner (IW) 21.9, Clark (A), Whiting (A), Bader (M), Schafer (A); **440**—Clark (A) 49.7, Matson (A), Bader (M), Roberts (IW), Haganir (IW); **880**—Coolidge (A) 1:58.2, Schap (NC), McDonald (Cart), Bultman (Car), Gunn (A); **MILE**—Farley (NC) 4:29.7, Gunn (A), Bultman (Car), Nolen (IW), Jonsson (NC); **2-MILE**—Litchfield (NC) 10:03.6, Gustafson (A), Farley (NC), Traver (IW), Persinger (Car); **120-HH**—Waters (M) 15.7, Behnken (A), Coates (IW), Shouba (IW), Rader (Cart); **220-LH**—Fike (M) 24.5, Coates (IW), Young (A), Swanson (NP), Behnken (A).

**HJ**—Shouba (IW) 6-1½, tie-Crites (IW) and Henry (M), Fields (A), Dryan (NC); **BJ**—Vyverberg (IW) 21-7½, Whiting (A), Bishop (NC), Swanson (NP), Henry (M); **PV**—Ogden (NC) 12-6, Thompson (A), Crites (IW), King (NC), Newlin (NP); **SP**—Viktor (NC) 46-7¾, Zech (NC), Truesdale (Car), Budde (Car), Mullen (Car); **DISC**—Truckenbrod (Cart) 148-9, Florell (Car), Viktor (NC), Budde (Car), Mullen (Car); **JAV**—Steinhaus (Car) 178-10½, Budde (Car), Viktor (NC), Bishop (NC), Mullen (Car); **MILE RELAY**—Augustana (Schafer, Young, Clark, Matson) 3:24.2, Illinois Wesleyan, tie-Carroll and North Central, Millikin.

## 52nd Midwest Conference Championships

Cedar Rapids, Ia., May 15-16, 1964

**SCORING**—Grinnell 65, Cornell 25, Monmouth 23, St. Olaf 20, Beloit 18, Carleton 18, Knox 14, Coe 13, Ripon 10, Lawrence 9.

**100**—Schmid (B) 10.0, Trench (Cor), Schachel (G), Moersch (SO), Sattler (B); **220**—Schachel (G) 22.5, Trench (Cor), Serbin (Cor), Sattler (B), Schmid (B); **440**—Beckord (G) 48.1, TePaske (G), Medford (M), Skoge (SO), Heiser (B); **880**—Langham (C) 1:55.7, TePaske (G), Heimarch (SO), Brook (Car), Kristy (R); **MILE**—Langham (C) 4:22.4, Carlson (M), Whalen (M), Smith (Car), Brown (G); **2-MILE**—Carlson (M) 9:44.6, Patterson (G), McKee (Car), Brown (G), Hartman (B); **120-HH**—McCoy (C) 14.8, Landis (Cor), Ungrodt (L), Creighton (Cor), Clary (B); **220-LH**—Landis (Cor) 24.4, McCoy (Coe), Alexander (R), DeWitt (G), Dahlen (SO).

**HJ**—Creighton (Cor) 6-4, Williams (B), Wood (G), Fox (G), Alexander (R); **BJ**—

Alexander (R) 21-8½, Skoge (SO), Corwin (K), DeBerg (G), TePaske (G); **PV**—Pepper (L) 13-4, Mack (Cor), Smith (G), Piper (K), Wilson (L); **SP**—Thiel (Car) 50-2½, Miller (G), Knudsen (SO), Bianucci (M), Grooters (Cor); **DISC**—Hintze (K) 139-4, Thiel (Car), Knudsen (SO), Miller (G), Tierney (Car); **JAV**—Wilson (M) 186-0, Reid (K), Wood (C), Schneider (B), Tierney (Car); **MILE RELAY**—Grinnell (Schachel, Langham, TePaske, Beckord) 3:20.3, Coe, Cornell, St. Olaf, Monmouth.

## 43rd Iowa IAC Championships

Indianola, Ia., May 16-17, 1964

**SCORING**—Luther 92, Wartburg 47½, Central 34-5/6, Dubuque 25, Buena Vista 11½, William Penn 6, Simpson 6, Iowa Wesleyan 2, Upper Iowa ½.

**100**—Radvansky (D) 9-9, Kettering (BV), Yokas (D), McGregory (C), Cushenberry (D); **220**—Thompson (L) 21.4, Radvansky (D), Kettering (BV), Jacobusse (C), Cushenberry (D); **440**—Thompson (L) 47.8, Voss (C), Jacobusse (C), Walther (C), Olsen (L); **880**—Svanoe (L) 1:54.9, Austad (L), Hensley (S), Karnstedt (C), Ashman (L); **MILE**—Takle (L) 4:19.6, Columbus (W), Zastrow (L), Palmer (W), Baumhorter (L); **2-MILE**—Columbus (W) 9:38, Takle (L), Rasmussen (W), Knobbe (IW), Wanberg (L); **220-LH**—Peer (L) 24.6, Genszler (L), Zehr (W), M. Ashland (L), Tjaden (BV); **120-HH**—Shudlick (W) 14.9, Peer (L), Genszler (L), Wiersma (C), Anker (C).

**DISC**—D. Ashland (L) 160-3, Jensen (L), Noth (D), Jaekle (L), Peich (W); **BJ**—Shelby (D) 21-1, Naslund (L), Rotman (C), Syverson (W), Haines (C); **JAV**—Leeper (W) 189-3, Wachholz (W), Henry (WP), Altemeyer (W), McBain (S); **SP**—Jensen (L) 50-2, Milton (L), D. Ashland (L), Freeze (WP), DuPaul (WP); **PV**—Schakel (C) 13-0, Lehman (L), Zehr (W), Getz (S), DeLong (C); **HJ**—Niemann (W) 6-1, Lehman (L), tie-Furder (C) and Murphy (BV), tie-Nelson (W), Anker (C) and Schoop (UI); **MILE RELAY**—Luther (Austad, Svanoe, Olsen, Thompson) 3:17.4, Central, Dubuque, Wartburg, Buena Vista.

## 9th Iowa IAC Relays

Pella, Ia., Apr. 17, 1964

**TEAMS**—Buena Vista, Central, Dubuque, Iowa Wesleyan, Luther, Simpson, Upper Iowa, Wartburg, William Penn.

**HJ**—Niemann (W) 6-2, tie-Lehman (L) and Orness (L), tie-Furda (C) and Anker (C); **BJ**—Shelby (D) 21-6, Naslund (L) Syverson (W), Holmes (L), Haines (C); **PV**—tie among Lehman (L), Main (L) and DeJong (C), Schakel (C), Flicker (W); **SP**—Jensen (L) 49-11½, Freeze (WP), DePaul (WP), Milton (L), D. Ashland (L); **DISC**—D. Ashland (L) 156-8½, Jensen (L), Noth (D), Milton (L), Karls (UI); **JAV**—Wachholz (W) 185-7, Henry (WP), McBain (S), Volken (C), Hangartner (L).

**RELAYS**—**440**—Central (McGregory, Voss, Justice, Jacobusse) 43.6, Dubuque, Luther, Wartburg, Upper Iowa; **880**—Central (Jacobusse, Voss, Walther, Justice) 1:30.2, Luther, Dubuque, Upper Iowa, William Penn; **MILE**—Luther (Gehle, Olsen, Austad, Thompson) 3:24.9, Central, Dubuque, Wartburg, Simpson; **2-MILE**—Wartburg (Kettner, Palmer, Moister, Columbus) 8:13.5, Luther, Central, Simpson, Upper Iowa; **DISTANCE MEDLEY**—Luther (Olsen, Svanoe, Mastrow, Takle) 10:45.7, Wartburg, Simpson, Central, William Penn; **SPRINT MEDLEY**—Luther (Thompson, Peer, Gehle, Austad) 3:30.7, Central, Simpson, Dubuque, Wartburg; **480 SHUTTLE HURDLE**—Luther (Fjelstul, M. Ashland, Peer, Genszler) 57.7, Central, Wartburg, Simpson.

## 23rd Viking Olympics

Rock Island, Ill., May 1-2, 1964

**SCORING**—Luther 77½, Wartburg 41½, Valparaiso 34, Augustana 30, Concordia (Ill.) 13½, Concordia (Minn.) 10½, St. Olaf 10, Dana 9, Concordia (Neb.) 8, Carthage 3, Augsburg 2.

**100**—Whiting (Augu) 9.8, Haynes (W), Schafer (Augu), Pflughoeft (W), 5, Behnke (C-III); **220**—Thompson (L) 21-2, Schafer (Augu), Haynes (W), Clark (Augu), Gehle (L); **440**—Thompson (L) 47.8, Matson (Augu), Kahle (V), Clark (Augu), Olsen (L); **880**—Austad (L) 1:57.6, Heinmarck (St.O), Nimitz (V), Svanoe (L), Ashman (L); **MILE**—Takle (L) 4:21.5, Columbus (W), Schramm (V), Thorsen (C-III), Jacobsen (St.O); **2-MILE**—Takle (L) 9:45.5, Columbus (W), Rasmussen (W), Schramm (V), Jacobsen (St.O); **120-HH**—Cook (V) 14.2, Fjelstul (L), Benz (V), Peer (L), Shudlick (W); **220-LH**—Genzler (L) 23.7, Cook (V), Fjelstul (L), Peer (L), Benz (V).

**HJ**—Niedmann (W) 6-1, Schoenbeck (C-III), tie among Fields (Augu), Haussler (D), and Lehman (L); **BJ**—Syverson (W) and Behnke (C-III) 21-5½, Skoge (St.O), Zimmerman (Aug), Naslund (L); **PV**—Martinson (C-Minn) 13-9¼, Vasyb (D), Gray (C-Neb), tie-Larson (C-Minn) and Lehman (L); **SP**—Jensen (L) 51½, R. Ashland (L), Beck (D),



Vasholz (V), Calhoun (C-III); **DISC**—D. Ashland (L), 150-5/4, Jensen (L), Truckenbrod (Car), Vasholz (V), Calhoun (C-III); **JAV**—Leeper (W) 180-2, Wachholz (W), Berry (C-Neb.), Brown (C-Neb.), Sawatsky (V).

**RELAYS**—440—Augustana (Whiting, Schafer, Young, Clark) 42.8, Luther, Valparaiso, Concordia (Minn), Wartburg; **MILE**—Luther (Gehle, Olsen, Austad, Thompson), 3:21.4, Augustana, Wartburg, Concordia (Minn), St. Olaf.

## 24th Beloit Relays

*Beloit, Wis., May 2, 1964*

**TEAMS**—Beloit, Carroll, Central U. of Iowa, Coe, Dubuque, Elmhurst, Hillsdale, Ill. Wesleyan, Kalamazoo, Knox, Lakeland, Loras, MacMurray, Millikin, Milton, Monmouth, North Central, Principia, Rockford, Wheaton.

**100**—Radvansky (D) 10.0, Schmid (B), Yokas (D), Bader (Millik), Wolf (Lo); **MILE**—Kamsteadt (CU) 4:26.2, Marler (Mac), Greene (W), Sage (D), Gawthrop (Co).

**HJ**—Watkins (W) 6-1, Fenrich (Milt), Williams (B), Creits (IW), Rodgers (Mon), Shouba (W); **BJ**—Shelby (D) 21-8, Combs (P), Jensen (E), Thomas (Co), Stamps (Mon); **PV**—Watkins (W) 13-8, Ogden (NC), Piper (Kn), King (NC), Anderson (Lo); **SP**—Viktor (NC) 48-9/4, Weber (Lo), Zeck (NC), Beanucci (Mon), Reed (P); **DISC**—Florell (Ca) 156-1/2, Hintze (Kn), Viktor (NC), Weber (Lo), Budde (Ca); **JAV**—Wilson (Mon) 185-4, Hubbard (P), Meinke (W), Budde (Ca), Heimlich (Mon).

**RELAY**—440—Dubuque (Bartalan, Yokas, Cushionberry, Radvansky) 44.0, Central Ia., Beloit, Ill. Wesleyan, Monmouth; **880**—Dubuque (Baralain, Yokas, Cushenberry, Radvansky) 1:31.5, Central Ia., MacMurray, Monmouth, Wheaton; **MILE**—Central Ia. (Jacobusse, Walther, Kerger, Voss) 3:24.6, MacMurray, Hillsdale, Ill. Wesleyan, Principia; **HH-SHUTTLE RELAY**—Central Ia. (Wyndeen, Reeverts, Anker, Wiersma) 43.2, Millikin, Monmouth, Principia, Coe.

## Ohio Relays

*Columbus, O., Apr. 18, 1964*

**TEAMS**—Bowling Green, Capital, Central St., Chicago, Chicago Track Club, Illinois, Indiana, Kent St., Miami (O.), Michigan St., Michigan, Notre Dame, Ohio St., Ohio, Otterbein, Purdue, Western Michigan, Wisconsin.

**100**—Wiebe (CTC) 9.6, Schriefer (WM), Smith (WM), Garrett (Un), Buresh (Un); **880**—Mitchell (Un) 1:55.4, Isaacson (Un), Heideman (Un), Mellady (CTC); **MILE**—Coffee (ND) 4:16.8, Nelson (WM), Murray (M), Zemper (MS), Seymour (CS); **3-MILE**—Moore (CS) 14:30.7, Smith (WM), Benedict (M), Banton (O), Bache (P), Sharkey (MS); **120-HH**—May (CTC) 13.9, Dix (W), Nuttall (M), Dakin (W), Woodton (M); **330-H**—Bogler (W) 38, Lipscomb (CS), Leck (WM), tie-Grant (I) and Montalbano (W); **3,000 M STEEPLE**—Bachelor (MO) 9:17.8, Manley (W), Moore (CS), Dean (ND), Campbell (In).

**HJ**—Curry (KS) 6-4, Oliphant (Un), Miller (In), Holden (W); **BJ**—Mayfield (CS) 25, Owes (Un), Holland (WM), Bremer (MO); **PV**—Neutzing (OS) 14-6, Sieberlich (W), Turcheck (WM), Davis (In); **SP**—Cohen (CTC), Schmitt (M), Hendrickson (W), Yearby (M); **DISC**—Soudek (MO) 176-4/2, Reuss (OW), Hendrickson (W), Mirka (Un); **TJ**—O'Connor (ND) 44-11/2, Bryant (BG), Bruch (ND), Holland (WM).

**RELAYS**—440—Illinois 41.7, Michigan St., Western Michigan, Michigan; **880**—Western Michigan 1:27.5, Indiana, Central St., Ohio, Ohio St.; **MILE**—Michigan 3:14.1, Wisconsin, Miami (O.), Indiana, Michigan St.; **MILE**—Chicago 3:22.8, Otterbein, Capital; **2-MILE**—Michigan 7:41.4, Ohio, Western Michigan, Notre Dame, Michigan St.; **SPRINT MEDLEY**—Ohio 3:26.6, Ohio St., Miami (O.), Indiana, Michigan; **DIS-TANCE MEDLEY**—Miami (O.) 9:57.5, Western Michigan, Notre Dame, Michigan, Ohio.

## 73rd Michigan Intercollegiate Championships

*Albion, Mich., May 23, 1964*

**SCORING**—Albion 59, Calvin 58, Hope 42, Kalamazoo 29, Adrian 28, Olivet 24, Alma 0.

**100**—Lynch (K) 9.9, Elzy (Alb), Fundukian (Ad), Scheltema (Ad), Raymond (Alb); **220**—Elzy 22.2, Lynch (K), Fundukian (Ad), Scheltema (Ad), Klop (C); **440**—Lane (H) 50.6, Klop (C), Ogonji (H), VanderWeit (C), Calhoun (K); **880**—Hommes (C) 1:57.9, Curry (Alb), Peiper (H), Weits (C), Lindenberg (K); **MILE**—Hommes (C) 4:25.8, Hoopengardner (K), Krumm (Alb), Sterk (H), Dow (Alb); **2-MILE**—Dow (Alb) 10:01.8, Johnstone (Ad), Kamper (C), Bannink (C), Hoopengardner (K); **120-HH**—Rice (O) 15.5, Remeur (C), Clark (Alb), Holvick (H), Bekofske (K); **330-IH**—Snoeyink (C) 40.0, Clark (Alb), Bekofske (K), Remeur (C), Roush (Alb).

**HJ**—MacKay (H) 6-2, Middlebrook (Alb), Menning (H), Rabbers (O), Campbell (C);

**BJ**—Teller (O) 21-9/4, Genson (Alb), Rabbers (O), Batti (Alb), Simons (H); **PV**—McNitt (Alb) 12-6, Calhoun (C), Buys (H), Neff (Ad), Lacy (Ad); **SP**—Wynstra (C) 48-11/2, Rall (O), Jansma (C), Buys (H), Shafer (Alb); **DISC**—Shantholtzer (H) 135-1, Koppitsch (Ad), Advocaat (C), Hora (Alb), Wynstra (C); **JAV**—Guzy (O) 183-4, Graves (Alb), Jansma (C), Hekman (C), Kahler (H).

**RELAYS**—440—Adrian (Scheltema, McCrate, Swift, Fundukian) 43.5, Kalamazoo, Albion, Hope, Calvin; **MILE**—Hope (Hultgren, Ogonji, Carpenter, Lane) 3:25.4, Calvin, Albion, Adrian, Kalamazoo.

## President's Athletic Conference Championships

*Washington, Pa., May 15-16, 1964*

**TEAMS**—Allegheny, Bethany (W.Va.), Case, Eastern Mich., John Carroll, Thiel, Wash. and Jeff., Wayne St. U., Western Reserve.

**100**—Block (BWV) 9.8, Jackson (WSU), Pink (WSU), Grasley (EM), Gordon (EM), Guhde (WR); **220**—Block (BWV) 21.4, Jackson (WSU), Pink (WSU), Gordon (EM), Legg (WJ), Grassley (EM); **440**—Gezovic (C) 49.5, Andrews (EM), Christensen (WSU), Colson (WSU), Morrison (A), McGrath (BWV); **880**—Thomas (EM) 1:55.6, Mason (EM), Stewart (WSU), Tindall (BWV), Nelson (EM), Bondy (WSU); **MILE**—Mason (EM) 4:24.8, Stewart (WSU), Lewis (EM), Klopfer (WSU), King (A), Stern (C); **2-MILE**—Wise (T) 9:32, Addington (EM), Klopfer (WSU), Strauss (T), Kikuchi (C), Coleman (EM); **120-HH**—Hinds (EM) 15.5, Balog (EM), Navies (WSU), Johnston (C), Morris (WSU), Gingrich (EM); **330-IH**—Vavrina (BWV) 39.9, Navies (WSU), Colson (WSU), Mulchin (A), Kindling (C), Hinds (EM).

**HJ**—Potratz (EM) 6-3/4, Hinds (EM), Winters (WSU), McMahon (WJ), DeVeny (C), Yale (WR); **BJ**—Vener (WSU) 21-8, Hinds (EM), Mead (EM), Johnston (C), DeVeny (C), Wilson (WR); **PV**—Winters (WSU) 13-6, Mead (EM), Kline (T), Booth (EM), Jaegler (WSU), McMahon (WJ); **SP**—Grossman (WR) 49-9/4, White (WR), McGrath (B), Fritz (EM), Rakiewicz (C), Larson (T); **DISC**—Lucas (WJ) 145-3, Oguss (B), Lone (WR), Winters (WSU), White (WR), Gray (A); **JAV**—Ganong (WJ) 185-1/2, DeVita (T), Phiffer (B), Porter (WSU), McGrath (B), Kendzior (WJ).

**RELAYS**—440—Wayne St. U., Christensen, Pink, Uavies, Jackson) 43.3, Eastern Mich., Case, Allegheny, Bethany (W.Va.), Western Reserve; **MILE**—Eastern Mich. (Gordon, Lewis, Andrews, Mason) 3:23.9, Wayne St. U., Case, Allegheny, Wash. and Jeff., Bethany (W. Va.).

## Illinois State Championships

*Macomb, Ill., May 2, 1964*

**SCORING**—Northern Ill. 74, Eastern Ill. 55, Illinois St. 36, Loyola (Ill.) 34, Western Ill. 29, Bradley 27.

**100**—Pelky (NI) 10.1, Rentfro (EI), Miller (B), Bailey (B), Allen (WI); **220**—Pelky (NI) 22.6, Rentfro (EI), Miller (B), Bailey (B), Babcox (NI); **440**—Walker (NI) 49.4, Brannigan (LI), Rexroat (B), Mortimer (NI), Ramoley (WI); **880**—Kolovich (LI) 1:53.4, Brogan (NI), Bird (LI), Withers (IS), Wallin (NI); **MILE**—Brogan (NI) 4:20.7, Albert (NI), Coffman (IS), Williams (LI), Quinlan (EI); **2-MILE**—Mittelstadt (IS) 9:14.2, Ristau (NI), Boehler (WI), Peterson (NI), Grimmelbein (NI); **120-HH**—Grandone (EI) 15.0, Johnson (IS), Gillman (WI), McConkey (IS), Seidler (LI); **330-IH**—Seidler (LI) 38.9, Grandone (EI), Gillman (WI), Bremner (LI), Thompson (B).

**HJ**—Powell (IS) 6-1, Reper (LI), Quinn (B), Stelle (EI), Libby (WI); **BJ**—Steele (EI) 24 1/2, Sykes (EI), Johnson (IS), Loyd (EI), Bobcox (NI); **PV**—Nilsen (EI) 13-4 1/2, Halverson (NI), Palishen (EI), Thomas (B), Fulton (WI); **SP**—Hoover (NI) 53-4 1/2, Herstedt (NI), Petty (IS), Waters (WI), Trimble (EI); **DISC**—Petty (IS) 145-5, Backe (NI), Rhodes (WI), Picaroni (WI), LaRochelle (IS); **JAV**—Hoover (NI) 182-10, Ruccia (B), Butler (EI), Peabody (EI), Halverson (NI); **HJ**—Steele (EI) 43-8, Loyd (EI), Libby (WI), O'Neill (LI), Babcox (NI).

**NRELAYS**—440—Northern Ill. 43.2, Bradley, Western Ill., Loyola (Ill.), Illinois St.; **MILE**—Northern Ill. (Pelky, Brogan, Mortimer, Walker) 3:20.4, Loyola (Ill.), Western Ill., Illinois St., Eastern Ill.

## Indiana Collegiate Conference Championships

*Muncie, Ind., May 16, 1964*

**SCORING**—Ind. State 79, DePauw 68, Ball State 61, Valparaiso 32, Butler 18, St. Joseph's 12, Evansville 0.

**100**—Robinson (BS) 9.8, Blausler (D), Hammer (D), Conrad (SJ), Jovi (IS); **220**—Long (IS) 21.3, Hammer (D), Robinson (BS), Duncan (D), Lennon (SJ); **440**—Long (IS) 48.2, Duncan (D), James (IS), Gilbert (D), Vollmer (BS); **880**—Carter (IS) 49.0,



Lennon (SJ), Kahle (V), Brookins (D), Majors (BS); **880-Davis** (IS) 1:54.4, Sonafrank (Is), Oredugba (D), James (IS), Nimitz (V); **MILE-Schramm** (V) 4:27.3, Bonebrake (IS), Huntoon (BS), Hoffman (IS), Kellogg (D); **2-MILE-Bay** (D) 9:48.8, Bonebrake (IS), Wooden (V), Hoffman (IS), Meyer (IS); **120-HH-Cook** (V) 14.3, Benz (V), Rickard (IS), Hutto (D), Bahler (D); **330-IH-Hutto** 39.9, Benz (V), Renie (B), Rickard (IS), Calamaras (D).

**HJ-East** (BS) 6-2½, Reinhard (B), Spidel (D), Hahn (BS), Heier (SI); **BJ-Ashby** (BS) 23-6, Petty (B), Fehling (D), Tuttle (IS), Bracy (IS); **PV-Welge** (BS) 13-8½, Wilson (BS), Wright (B), Barrett (IS), Wright (B); **TJ-Fehling** (D) 44-11, Ashby (BS), Tuttle (IS), Reinhard (B), Petty (B); **SP-Eichorst** (BS) 49-10, Eberle (IS), Johnson (D), Gardner (D), Tyler (IS); **DISC-Tocke** (IS) 141-4½, Eichorst (BS), Vasholz (V), Brown (IS), Eberle (IS); **JAV-McInerney** (BS) 212-9, Verney (D), Hoilior (SI), LaRusso (BS), Newhouse (IS).

**RELAYS-880-DePauw** (Bahler, Hammer, Duncan, Blouser) 1:31.0, Ball State, Indiana State, Valparaiso, St. Joseph's; **MILE-Indiana State** (Carter, Long, Davis, Sonafrank) 3:23.1, DePauw, Ball State, Valparaiso, St. Joseph's.

### 11th Wabash College Relays

**Crawfordsville, Ind., Apr. 11, 1964**

**TEAMS-Butler**, Capital, DePauw, Earlham, Indiana Central, Millikin, St. Joseph's, Valparaiso, Wabash, Washington, Wheaton.

**HJ-Washington** (Kramer, Markert, Dancy) 17-8, Butler, tie among DePauw, Wheaton, and Millikin; **BJ-Wabash** (Sims, Pickerill, Carpenter) 61-11½, Indiana Central, Butler; **PV-Wheaton** (Watkins, Kuhn, Weir) 36-6, Butler, Washington; **SP-DePauw** (Somers, Gardner, Johnston) 131-5¼, Washington, Valparaiso; **DISC-Wabash** (Forrester, Schmidt, Newman) 370-2¼, Earlham, Wheaton; **JAV-Wabash** (Garrard, Anderson, Vorce) 521-10½, Wheaton, Indiana Central.

**RELAYS-880-Wheaton** (Adare, Atkinson, Bell, Aldridge) 1:30.1, DePauw, St. Joseph's; **540-M-IH-DePauw** (Chesterfield, Calamaras, Spidel, Hutto) 1:19.0, Butler, Wabash; **MILE-Wabash** (J. Mader, McNeil, M. Mader, Bell) 3:25.9, Indiana Central, DePauw; **2-MILE-Capital** (Demo, Sutter, Hunsaker, Bond) 8:02.9, Washington, Valparaiso; **4-MILE-Earlham** (Gunn, Hinkle, MacAlpine, Kaeuper) 18:32.2, Wheaton, DePauw; **DISTANCE MEDLEY-Earlham** (Putterbaugh, Mills, Hinkle, Kaeuper) 10:38.9, Washington, Indiana Central; **SPRINT MEDLEY-Wabash** J. Mader, Bell, Bohner, McNeil) 3:34.8, DePauw, Earlham; **440-SHUTTLE SPRINT-DePauw** (Blouser, Barber, Shaumba, Hammer) 45.1, Wheaton; **360-HH-SHUTTLE-DePauw** (Chesterfield, Kleemsier, Bahler, Hutto) 48.6, Indiana Central, Millikin.

### 5th Ohio University Relays

**Athens, O., Apr. 10-11, 1964**

**TEAMS-Baldwin-Wallace**, Bethany, Central (O.), Cincinnati, Findlay, Kentucky St., Kentucky Wesleyan, Kent St., Marshall, Maryland St., Ohio State, Ohio U., Ohio Wesleyan, Tennessee St., Toledo, Wayne St. U., W. Va. St., Wittenberg.

**220-Barry F** 21.4, Moore (TS), Friedman (T), tie Jones (Un) and Johnson (TS); **100-M-Orr** (OU) 10.7, Howell (C), Barry (F), Friedman (T), Callaway (TS); **800-M-Mitchell** (Un) 1:52.1, Hessel (Un), Heideman (Un), Sims (KyS), Perrett (C); **1500-M-Berendsen** (OU) 3:57.5, Seymour (CO), Perret (C), Ewing (KyS), Heller (WSU); **10,000-M-Jackson** (MS) 31:28.6, Smith (OU), Ewing (KyS), Wise (KeS), Keller (OU); **2-MILE-Jackson** (MS) 9:20.4, Moore (CO), Brooks (OUFrosh), Banton (OU), Ewing (KyS); **120-HH-Boston** (Un) 14.2, Reed (TS), Cherry (W), Burgess (C), Hawthorn (TS).

**HJ-Oliphant** (Un) 6-8½, Boston (Un), Burgess (C ), tie-Fuller (WVS) and Roberts (Un); **BJ-Boston** (Un) 23-8½, Owes (C), Smith (OS), Burgess (C), Geib (OU); **PV-Hord** (OS) 14-5, McFarland (BW), Bradford (OU), tie-Kilpelainen (WSU) and Kaylor (OS), Murray (OU); **SP-Eisner** (KeS Frosh) 51-5, Rise (OU), Ashby (KeS), Cavotta (OS), Funk (OS); **DISC-Reuss** (OW) 176-8, Swan (KyS), Eisner (KeS Frosh), Lott (CO), Alexander (T).

**RELAYS-440-Tennessee St.** (Obregon, Callaway, Harris, Moore) 42.1, Central (O.), Kentucky St., Ohio U., Wayne St. U.; **880-Ohio U.** (Beganie, Baldini, Sugden, Orr) 1:25.7, Kentucky St., Tennessee St., Central (O.), Ohio St.; **MILE-College-Toledo** (Martin, Friedman, Merritt, Gaines) 3:28.5, Bethany, Baldwin-Wallace, W. Va. St.; **University-Kentucky St.** (Glover, Mullins, Bradford, Kemp) 3:12.9, Central (O.), Tennessee St., Kentucky St., Wayne St. U.; **2-MILE-Ohio U.** (Heller, Fox, Berendsen, Crooks) 8:05.3, Kent St.; **DISTANCE MEDLEY-Ohio U.** (Sugden, Fox, Crooks, Heller) 10:21.6, Kent St.; **SPRINT MEDLEY-College-Toledo** (Matson, Hurst, Merritt, Gaines) 3:35.6, Baldwin-Wallace, Findlay, W. Va. St.; **University-Ohio U.** (Orr, Beganie, Baldini, Sugden) 3:23.4, Kentucky St., Central (O.), Cincinnati, Ohio St.

# THE MISSOURI VALLEY

By **BOB HENTZEN**

*Sports Writer, The Topeka Capital-Journal*

Kansas doesn't win the Big Eight Conference track title every year, but the Jayhawks often make suckers out of those who guess they'll be knocked off.

In 1964, for the second straight year, Kansas peaked as a team for the league meet and beat a favorite. It was the 11th outdoor title in the last 13 years for Coach Bill Easton.

Kansas' personnel losses from that team are slim, but again in 1965 some of the other schools boast the individuals who will hog the headlines.

The best in the Big Eight probably is Missouri's Robin Lingle, who was threatening a 4-minute mile most of the season. He never lost a race against league competition, winning the cross-country, the mile and 1,000 indoors and the mile and 3-mile outdoors.

He'll be supported by a fine cast of distance runners, including Charles Conrad (4:06.5), Bill Rawson and Larry Ray; hurdler Cal Groff, shotputter Gene Crews, high jumper Ross Tunnell and sophomore hurdler Charlie Brown, who blitzed 6.8 indoors in the highs.



Bob Hentzen

Nebraska, a surprise second-place finisher in 1964, picks up the league's best newcomer — sprinter Charley Greene, who pushed Bob Hayes to the world 60-yard dash record of 5.9 in the National AAU Indoor. The Huskers are loaded in the sprints with Lynn Headley (9:5), Kent McCloughan (9.6, 21.3) and Dave Crook (21.6, 47.0). They also boast a fine hurdler in Preston Love.

Kansas again will rely on depth and a few better than average individuals like distance runners John Lawson (4:06.9) and Herald Hadley, high jumper Tyce Smith (6-9½), discus thrower Gary Schwartz (172-0) and sprinter Bob Hanson (9.5). The best of the Jayhawk newcomers is vaulter Phil Manuel (15-0½).

Oklahoma, Oklahoma State and Colorado figure to be only an eyelash or two behind the top three.

Oklahoma's new coach, J. D. Martin, inherits the league's top returning vaulter in Jim Farrell (15-9¼), hurdler Mike Hewitt, who was hurt much of 1964, and a freshman team that won the league's outdoor postal meet.

Oklahoma State also has some good rookies to go with high jumper Russ Laverty (6-8), sprinter Ray Bothwell (9.6), miler Tom Von Ruden (4:06.7) and half-milers Dave and John Perry. Bothwell may move up to the 440 and 880.

If Lingle isn't the Big Eight's best in track, Colorado's Jim Miller is. He's done 14.0 in the high hurdles and set an NCAA record of 36.2 in the 330 intermediates. Miller also anchors the Buffs' 440 and mile relay teams.

Kansas State and Iowa State again will be at the bottom of the stack. Kansas State does, however, have javelin thrower Bill Floerke, who was injured after heaving 251-7 early in 1964.

In the Missouri Valley Conference, Drake will be favored to win its third straight crown. The Bulldogs lost only 17 points from their winning total of 82½. Drake's best are hurdlers Udell Cason and Gary Osborn, quarter-milers Pat Hansel, Gary Ladewig and Larry Schlotterbeck, and distance men Don Weber and Jack Kragie.

Cincinnati will contend with hurdler-jumper Carl Burgess, a triple winner in





**HAND STAND ON HIGH**, with fine form, is executed by pole vaulter Bill Younger of Missouri. Younger broke the Drake Relays record with a height of 15-9¼, while the *Des Moines Register* stopped the action in silhouette against the sun.

the league meet, and sprinter Al Nelson (9.7), who concentrated on spring football last season.

Wichita regains Cal Elmore, who was held out in 1964 after undergoing surgery on both feet. He has clocked 4:02.2 in the mile, and he won the 880, mile and 2-mile in the 1963 MVC meet.

Emporia State still has its big winner, miler John Camien, and the Hornets are the team to beat among the area's small schools.

### 36th Big Eight Championships

*Stillwater, Okla., May 15-16, 1964*

**SCORING**—Kansas 126, Nebraska 105, Missouri 86, Oklahoma 63, Oklahoma St. 58, Colorado 57, Kansas St. 17, Iowa St. 12.

**100**—Headley (N) 9.5, Watson (O), Hanson (K), Alexander (KS), Deramus (O), Bagley (O); **220**—McCloughan (N) 21.3, Hanson (K), Alexander (KS), Burns (C); **440**—Crooks (N) 47.0, Gebo (N), Wright (K), Strand (N), Miller (OS), Payne (KS); **880**—Coane (K) 1:51.1, D. Perry (OS), J. Perry (OS), Mizell (O), Paul (K), Ray (M); **MILE**—Lingle (M) 4:05.9, Conrad (M), Von Ruden (OS), Donner (K), Hadley (K), Wighton (C); **3-MILE**—Lingle (M) 14:26.9, Lawson (K), Silverberg (K), Acevedo (K), Toothaker (N), McCoy (C); **HH**—Miller (C) 14.0, Johnston (IS), Love (N), Groff (M), Chambers (K), Hewitt (O); **IH**—Miller (C) 36.4, Peters (M), Headley (N), Tier (OS), Johnston (IS), Hewitt (O).

**HJ**—Laverty (OS) 6-8½, Tunnell (M), Smith (K), Twiss (K), Cramer (N), Nunley (O); **BJ**—Brooks (N) 24-7¾, Watson (O), Martin (K), Hines (KS), Johnson (O), Jesifers (N); **PV**—Holsinger (OS) 15-8, tie-Farrell (O) and Manning (K), Younger (M), Baller (OS), Fanucchi (K); **SP**—Neuman (M) 56-9, Cres (M), Beltzer (N), Inman (O), Galbos (C), Schwartz (K); **DISC**—Inman (O) 167-8, Galbos (C), Schwartz (K), Neuman (M), Johnson (N), Crews (M); **JAV**—Purma (K) 224-1, Mohr (K), Berline (O), Kohls (C), Roper (KS), Nowell (M); **TJ**—Brooks (N) 47-7, Chambers (K), Looney (K), Peters (M), Von Ruden (OS), Miller (C).

**RELAYS**—440—Colorado (Cheskin, Morton, Burns, Miller) 40.5, Nebraska, Oklahoma, Kansas, Iowa State, Missouri; **MILE**—Nebraska (Strand, McCloughan, Gebo, Crooks) 3:10.9, Oklahoma State, Colorado, Missouri, Oklahoma, Kansas.

### 54th Missouri Valley Conference Championships

*Louisville, Ky., May 9, 1964*

**SCORING**—Drake 82½, Cincinnati 53, Wichita 42½, Tulsa 33, North Texas 20, Bradley 20, Louisville 3.

**100**—Howell (C) 10.7, Nelson (C), Guidry (W), Bandemer (D), Case (T); **220**—Howell (C) 21.6, Diggins (C), Guidry (W), Bandemer (D), Ladewig (D); **440**—Ladewig (D) 49.0, Winkenwerder (D), Hansel (D), Morton (W), Pink (N); **880**—Schlotterbeck (D) 1:51.9, Webber (D), Carr (C), Horton (N), Gardner (W); **MILE**—Raveling (D) 4:12.6, Kragie (D), Prichard (D), Diepe (D), Bealmer (L); **2-MILE**—Schuck (C) 9:38.3, Vehlou (D), Kragie (D), Prichard (D), Chrisman (N); **120-HH**—Burgess (C) 15.1, Osborne (B), Daugherty (T), Thompson (B), Holiday (B); **330-IH**—Cason (D) 38.6, Osborne (D), Daugherty (T), Thompson (B), Burgess (C).

**HJ**—Burgess (C) 6-4, Daniels (N), Quinn (B), Dalton (W), Cason (D); **BJ**—Burgess (C) 23-4, Linscomb (N), Daugherty (T), Ruane (T), Dick (W); **PV**—Ruane (T) 13-7, Thomas (B), Straubel (D), Quinn (B), Hall (L); **SP**—Magrane (D) 56-9, Schoenwetter (W), Houtman (T), Waskiewicz (W), Schott (L); **DISC**—Schoenwetter (W) 158-2½, Waskiewicz (W), Magrane (D), Ballauer (N), Von Lintell (W); **JAV**—Carpenter (W) 197-1½, Ruccia (B), Dalton (W), Houtman (T), Daily (B); **HSJ**—Daugherty (T) 48-5, Ruane (T), Linscomb (N), Burgess (C), Dalton (W).

**RELAYS**—440—Cincinnati (Nelson, Diggins, Burgess, Howell) 42.1, Wichita, Drake, Tulsa, Bradley; **MILE**—Drake (Winkenwerder, Schlotterbeck, Hansel, Ladewig) 3:17.2, Cincinnati, North Texas, Wichita.

### 39th Kansas Relays

*Lawrence, Kan., Apr. 16-18, 1964*

**TEAMS**—Ab. Christian, California St., Central Mo. St., Colorado, Colorado St., Drake, E. Texas St., Emporia St., Ft. Hays St., Grinnell, Houston, Howard Payne, Kansas, Kansas St., Lamar Tech, Lincoln, Missouri, Nebraska, NE Missouri St., Ohio St., Oklahoma, Oklahoma St., Omaha, Pittsburgh St., Rice, Southern Ill., Southern Meth., SW Missouri St., Texas A&M, Texas Southern, Texas Tech, Texas, Texas Western, Tulsa, Washburn, Wichita.



**100-M**—Sayers (Om) 10.3, Hanson (K), Headley (N), Miller (OkS); **400-M**—tie-Cassel (H) 46.4 and Nelson (TAM), Saddler (Un), Styron (ET); **1500-M**—Stevens (Un) 3:46.9, Dupree (SI), Clohessy (H), Ewing (HP); **400-M-H**—Hilburn (TW) 52.0, Cushman (Un), Peters (M), Styron (ET); **3000-M-STEERPLE**—Van der Wal (Un) 8:56.3, Sloan (ES), Sunderland (Te), Silverberg (K).

**BJ**—Brooks (N) 23-10½, Dent (L), Perry (Ark), Clinton (NEM); **SP**—Roberts (TAM) 60-2¾, Woods (SI), Magrane (D), Crews (M), Neuman (M); **DISC**—Roberts (TAM) 176-9¼, Schwartz (K), Glover (TAM), Inman (Ok); **JAV**—Pitko (Es) 221-8¾, Carpenter (Wi), Murdock (SWM), Noll (Wa); **TJ**—Kelly (Un) 48-9½, Thomas (CalS), Brown (Un), Daugherty (Tu); **DEC**—Dyes (AC) 7:05.9, Mulkey (Un), Martin (Un), Smith (OHS), Rogers (KS), Blair (ColS), Ingstad (SI), Ellis (Ok).

#### UNIVERSITY CLASS

**440**—Southern Methodist (Foster, Hill, Evans, Roderick) 40.6, Oklahoma, Houston, Texas Tech; **880**—Southern Methodist (Langham, Hill, Foster, Roderick) 1:23.4, Oklahoma, Colorado, Rice; **MILE**—Rice (Rende, Aldman, May, Ellington) 3:11.1, Nebraska, Oklahoma State, Drake; **2-MILE**—Missouri (Ray, Conrad, Rawson, Lingle) 7:26.6, Drake, Oklahoma, Kansas; **4-MILE**—Missouri (Ray, Conrad, Rawson, Lingle) 16:41.6, Texas, Kansas, Houston; **SPRINT MEDLEY**—Nebraska (Crook, McCloughan, Headley, Gebro) 3:22.7, Oklahoma St., Oklahoma, Texas; **DISTANCE MEDLEY**—Texas (Gunter, Keene, Davis, Romo) 9:48.0, Kansas, Houston, Drake.

#### COLLEGE CLASS

**440**—Lincoln (Tidwell, Evans, Dent, Wheatfall) 41.2, Omaha, Pittsburgh St., Central Mo. St.; **880**—Lincoln (Evans, McGowan, Tidwell, Wheatfall) 1:24.2, Texas Southern, Pittsburgh St., Central Mo. St.; **MILE**—Texas Southern (White, Barrett, Stevens, Blackman) 3:11.3, Lamar Tech, Pittsburgh St., Lincoln; **2-MILE**—Texas Southern (Carter, Madkin, Noel, Hunt) 7:35.2, Lincoln, NE Missouri St., Ft. Hays St.; **SPRINT MEDLEY**—Lamar Tech (Davis, Guidry, McCloud, LeBlanc) 3:20.0, Texas Southern, Lincoln, NE Mo. St.; **DISTANCE MEDLEY**—Emporia St. (Roberts, Wolfson, McDonnell, Camien) 9:48.4, Lamar Tech, Grinnell, Ft. Hays St.

### 55th Drake Relays

*Des Moines, Ia., Apr. 24-25, 1964*

**TEAMS**—Ab. Christian, Air Force, Arizona, Arizona State, Arkansas, Augustana (Ill.), Baylor, Bradley, Buena Vista, Carleton, Central, Central (Mo.), Chicago, Coe, Cornell, Doane, Drake, Dubuque, Eastern Michigan, Emporia St., Florida St., Grace-land, Grinnell, Hastings, Houston, Illinois, Indiana, Iowa, Iowa State, Iowa State Col., Iowa Wesleyan, Kansas, Kearney, Lamar Tech, Lincoln (Mo.), Loras, Louisiana St., Loyola (Ill.), Luther, Mankato, Miami (O.), Midland, Minnesota, Missouri, Morning-side, Nebraska, Nebraska Wesleyan, NE Missouri, North Texas, Notre Dame, Ohio, Oklahoma, Oklahoma Baptist, Oklahoma St., Omaha, Parsons, Pittsburgh St., Rice, St. Ambrose, Simpson, South Dakota, South Dakota St., South Dakota Northern, Southern Ill., S. M. U., Texas, Texas A&M, T. C. U., Texas Southern, Tulsa, Wartburg, Wayne St. (Neb.), Western Ill., Western Mich., Wichita, Wm. Jewell, Wisconsin, Yankton.

**100**—Jackson (Il) 9.5, Watson (Ok), Headley (Neb), Timmons (H), Hanson (K); **200**—H. Carr (AS) 21.0, Sayers (Om), McDaniels (F), Krumeich (NEM), G. Carr (SI); **MILE**—Cunningham (Mi) 4:09.7, Carius (Ill), Manley (W), Mizell (Ok), Carver (ND); **MILE**—O'Hara (Loy) 4:01, Camien (ES), McNeal (KS), McDonnell (ES), Scott (Ok City); **2-MILE**—Walker (H) 8:57.8, Murphy (AF), Acevedo (K), Carius (Ill), Manley (W); **3-MILE**—Walker (H) 13:54.8, Sloan (ES), Bachelor (Mi), Sunderland (T), Fennely (ND); **120-HH**—May (R) 14.3, Renfrow (Ark), Hardin (LS), Dick (AF), Whitehouse (ND); **440-H**—Hardin (LS) 51.7, Peters (Mo), Roeppke (Man), Cooper (T), Collins (R), **HJ**—Lambert (AF) 6-6¼, Taylor (NEM), Summers (WJ), Miller (Ind), tie-Smith (K), Holden (W), Jones (AC), Cramer (Neb); **BJ**—Hopkins (A) 26-2, Brooks (Neb), Dent (Ln), Ackerman (W), Linscomb (NT); **PV**—Younger (Mo) 15-9¼, tie-Pemilton (AC), Seiberlich (K), Farrell (Ok), tie-Ward (B), Baller (OS), Holsinger (OS), Guynes (T), Manning (W); **SP**—Mazza (B) 59-10¼, Roberts (TAM), Woods (SI), Lancaster (B), Magrane (D); **DISC**—Orrell (AC) 171-7¾, Lancaster (B), Roberts (TAM), Glover (TAM), Schoenwetter (WJ); **JAV**—Red (R) 230-8, Lambert (AF), Pitko (ES), Carpenter (Wi), Meyer (Mid); **TJ**—Hopkins (A) 51-8, Daugherty (Tu), Brooks (Neb), Etnyre (AF), Chambers (K).

#### UNIVERSITY AND COLLEGE RELAYS

**4-MILE**—Missouri (Ray, Conrad, Rawson, Lingle) 16:52.0, Kansas, Texas, Drake, Notre Dame; **480-SHUTTLE-HURDLE**—Houston (Wise, Thompson, Windham, McClure) 58.0, Missouri, Kearney.

#### UNIVERSITY RELAYS

**440**—Oklahoma (Bagley, Aldridge, Deramus, Watson) 40.6, SMU, Illinois, Iowa, Houston; **880**—SMU (Langdon, Hill, Foster, Roderick) 1:24.0, Rice, Iowa, Ohio; **MILE**—Nebraska (Strand, McCloughan, Gebro, Crook) 3:09.2, Rice, Texas, Drake, Louisiana St.; **2-MILE**—Missouri (Ray, Conrad, Rawson, Lingle) 7:20.6, Texas, Drake, Kansas, Minnesota; **SPRINT MEDLEY**—Ohio (Orr, Beganie, Baldini, Sugden) 3:20.2, Oklahoma, Texas, Ab. Christian, Houston; **DISTANCE MEDLEY**—Western Mich. (Strand, Kaiser, Hammerstein, Burston) 9:51.0, Kansas, Ohio, Houston, Notre Dame.

#### COLLEGE RELAYS

**440**—Lincoln (Dent, Evans, Tidwell, Wheatfall) 41.0, Tex. Southern, So. Dakota, Omaha, Doane; **880**—Tex. Southern (Bell, Hopkins, White, Stevens) 1:24.2, Lincoln, Pittsburg St., Omaha, Central Mo.; **MILE**—Tex. Southern (White, Villalongo, Stevens, Blackmon) 3:11.3, Lamar Tech, Miami, Lincoln, So. Dakota; **2-MILE**—Okla. Baptist (Huey, Bowden, Overall, Wilson) 7:38.6, East Michigan, NE Missouri, Lincoln, Tex. Southern; **SPRINT MEDLEY**—Tex. Southern (Blackmon, Stevens, Bell, Hunt) 3:19.8, Lamar Tech, NE Missouri, Miami, Grinnell; **DISTANCE MEDLEY**—Emporia St. (Wolfson, Roberts, McDonnell, Camien) 9:51.9, Miami, NE Missouri, Okla. Baptist, Grinnell.

### 39th North Central Conference Championships

*Grand Forks, N.D., May 15-16, 1964*

**SCORING**—Iowa State Col. 71, South Dakota 53, South Dakota St. 47, North Dakota St. 25½, North Dakota 20, Augustana 14½, Morningside 9.

**100**—Travaille (M) 9.8, Johnson (SDS), tie-Culpepper (SD) and Neuhardt (SD), McBee (I); **220**—Airheart (NDS) 21.3, Travaille (M), Suntken (I), McBee (I), Johnson (SDS); **440**—Airheart (NDS) 47.4, Suntken (I), McCarty (SD), Haanstad (A), Olson (SDS); **880**—Engel (I) 1:54.7, Hoy (SD), Bergan (I), Grooters (NDS), Kuck (SDS); **MILE**—Prichard (I) 4:21.4, Schlicht (SD), Grooters (SDS), Swayze (SDS), Ness (NDS); **2-MILE**—Offerdahl (NDS) 9:31.8, Rust (SDS), Svobodny (NDS), Peterson (SD), Prichard (I); **120-HH**—Soukup (SDS) 15.0, Bleck (SD), Brown (A), Long (I), Wright (ND); **330-H**—Soukup (SDS) 38.5, tie-Larson (I) and Brown (A), Neuhardt (SD), Green (ND), **HJ**—Suntken (I) 6-2½, Josephson (A), Meyer (I), Lowery (I), tie-Harper (NDS) and Holzworth (SDS); **BJ**—Culpepper (SD) 22-1, Begley (I), Porinsh (ND), McGuire (ND), Long (I); **PV**—McBee (I) 13-0, Loeden (ND), tie-Meyer (I) and Schultz (SDS), McGuire (ND); **SP**—Erickson (SD) 51-1, Tramp (SDS), Hines (SD), Anderson (I), Pepka (SDS); **DISC**—Hines (SD) 156-9¼, Erickson (SD), Tramp (SDS), Henriksen (SDS), Smith (I); **JAV**—Sattari (I) 188-2, Lince (ND), Scoles (I), Willey (SDS), Harper (NDS); **HSJ**—Tjaden (SDS) 42-7¼, Culpepper (SD), Sattari (I), Porinsh (ND), Shyak (ND); **MILE RELAY**—Iowa State Col. (Wilkinson, Van Voorhis, Engel, Suntken) 3:17.6, South Dakota St., South Dakota, Augustana, North Dakota.

### MIAA Conference Championships

*Kirkville, Mo., May 11-12, 1964*

**SCORING**—NE Missouri 110½, Central Mo. 56, SW Missouri 41½, SE Missouri 24, Missouri Mines 14½, NW Missouri 8.

**100**—Weaver (C) 9.5, Looney (SW), Smith (C), J. Taylor (NE), C. Taylor (NE); **220**—Weaver (C) 21.3, C. Taylor (NE), Looney (SW), J. Taylor (NE), Smith (C); **440**—Taylor (C) 49.5, Walker (NE), Walker (SE), Grime (MM), Frahm (NW); **880**—Schneider (NE) 1:54.8, tie-Frost (NE) and McCracken (SE), Frost (NE), Smith (SW); **MILE**—Schneider (NE) 4:20.1, Waddle (NE), McDonald (NE), Clark (SW), Guinn (K), **2-MILE**—Waddle (NE) 9:32.8, Schneider (NE), Werling (NE), Clark (SW), Kusek (NE); **120-HH**—Taylor (NE) 14.4, D. Taylor (NE), Erleben (MM), Northrup (SW), Barber (C); **330-HH**—Schoeder (NE) 40.5, Anderson (C), Pittman (C), Taylor (NE), Douglass (SW).

**HJ**—D. Taylor (NE) 6-5¼, Williams (SE), Richardson (NW), Hollarh (SE), Golden (SW); **BJ**—Clinton (NE) 22-3, Perry (SW), Jones (C), Miller (MM), Chezes (NW); **PV**—Young (SW) 13¾, Kuenzel (NE), tie-Wheeler (SW) and Hood (MM), Jeffries (SW); **SP**—Sissom (NE), Eckland (C), Dockins (SE), Husperger (C), Regle (NW); **DISC**—Sissom (NE) 154-8, Eckland (C), Strickler (NE), Murdock (SW), Wilburn (SW); **JAV**—Murdock (SW) 20-3, Brown (SE), Sissom (NE), Miller (C), Shamy (NE); **TJ**—Pittman (C) 45-5¼, Clinton (NE), Noori (C), Harris (SW), Inda (NE).

**RELAYS**—**440**—Central Mo. (Lamb, Weaver, Smith, Jones) 42.5, NE Missouri, SW Missouri, Missouri Mines, SE Missouri; **MILE**—NE Missouri (J. Taylor, Frost, Walker, C. Taylor) 3:21.4, SE Missouri, Missouri Mines, NW Missouri, Central Mo.



# THE SOUTHWEST

By **DICK MOORE**

*Sports Writer, The Ft. Worth Star-Telegram*

Not since the Bobby Morrow-Eddie Southern era has any freshman left such a tremendous imprint as Olympian Randy Matson of Texas A&M. Matson posted noteworthy schoolboy achievements and followed with a new national collegiate freshman mark of 65-5½ in the shot put. Only the present world record-holder, Dallas Long, and the previous one, Bill Nieder, have longer puts.



Dick Moore

Shoved into the background was a discus throw of 182-11½ by Matson, which constituted an all-time state mark. Many believe the 6-foot-7 young giant will have even greater success with the discus than the shot.

Rice won its first Southwest Conference championship in 22 years and has retained enough quality performers to qualify as the team to beat once again. Rice's nucleus consists of NCAA high hurdles champion Bobby May (13.7), who also won the SWC's intermediate hurdles, quarter-milers Jerry Ellington (46.9) and Ray Wende (47.2) and sprinter Bill Leon.

Texas, SMU, Texas A&M and Baylor loom as the principal rivals. Each school has outstanding individuals.

Texas has the wherewithal for good distance relay teams despite the loss of middle distance star Preston Davis to books. Freshman David Webb (1:52.9) will plug the gap, while Richard Romo (4:09.0), Ken Sunderland (4:17.3) and Chuck Frawley (1:52.0) are returning. Another standby is Tommy Keene (47.1), and an upcoming sophomore is Don Parkhurst (9.6).

Though it lost swift John Roderick, SMU, under new Coach Glenn Gossett, has the stuff for another great sprint relay group. There's Billy Foster, 1963 SWC sprint king who chased Roderick (9.5), Chuck Evans and promising freshmen Jim Bankhead (46.8) and Marshall Edwards.

Ted Nelson, new 440 record-holder at 46.6 and sophomore James White (9.6 and 21.6) join Matson at the head of A&M's delegation.

Baylor has formidable performers in SWC shotput winner Jim Lancaster (58-5½), Rex Garvin, third in the 880 (1:51.6), and outstanding sophs Dick Bourland (46.8) and Wayne Brandt (9.5).

Texas Tech also has a new coach, Vern Hilliard, and his cupboard is rather bare. His best are Scott Wood (1:50.7), runner-up in the 880, Ronny Davis (4:23.1) and Richard Vogan (9.6 and 21.8).

TCU had a top-drawer half-miler in Roger Hunt (1:51.0) and Arkansas is rebuilding with hurdler James Mace and high jumper James Bane.

Abilene Christian, the first winner, and runner-up Lamar Tech should again dominate the new Southland Conference, while Houston and Texas Southern are expected to head the independents.

ACC, which lost Olympian vaulter Billy Pemelton, still has Gale Harrison (21.2), Charlie Christmas (1:51.0), sophomore Bruce Johnson (4:13.0) and school record holder Roger Orrell (57-7¼ and 174-2).

Lamar Tech has outstanding individuals in Joe LeBlanc (1:51.1), Terry Guidry (9.6), James McLatchie (4:09.5) and J. C. Modica (14.1).

Houston is turning away from the distance events and should make headlines with sprinters Mike Spratt (9.5) and Boyd Timmons (9.6) and hurdlers Cyler Thompson, fifth in the NCAA, and Archie McClure.

## 49th Southwest Conference Championships

Lubbock, Tex., May 8-9, 1964

**SCORING**—Rice 61, Texas 52, SMU 43, Baylor 34, Arkansas 30, Texas A&M 28, Texas Tech 21, TCU 1.

**100**—Roderick (S) 9.3, Foster (S), Vogan (TT), Hill (S), Leon (R); **220**—Roderick (S) 21.0, Foster (S), Hill (S), Vogan (TT), Evans (S); **440**—Nelson (AM) 46.6, Ellington (R), eene (T), Wende (R), Langham (S); **880**—Gunter (T) 1:50.3, Wood (TT), Garvin (B), Frawley (I), Hunt (TC); **MILE**—Romo (T) 4:12.9, Davis (T), Sunderland (T), Wade (S), Davis (TT); **3-MILE**—Deardorff (A) 14.49.4, Sunderland (T), Romo (T), Stroup (R), Tennant (A); **20-HH**—May (R) 14.0, Renfrow (A), Biffle (TT), Brown (R), Collins (R); **440-H**—May (R) 51.8, Collins (R), Cooper (T), Mace (A), Weldon (R).

**HJ**—Bane (A) 6-4, Collins (T), Rath (B), Wood (AM), Beck (R); **BJ**—Perry (A) 24-5½, Weldon (R), Mace (A), Brown (AM), Lee (TT); **PV**—Brattlof (R) 14-6, Ward (B), Guynes (T), Bearden (A), Mayer (A); **SP**—Lancaster (B) 58-5¾, Mazza (B), Roberts (AM), Magers (S), Jordan (R); **DISC**—Roberts (AM) 168-3, Lancaster (B), Glover (AM), Mazza (B), Wayt (R); **JAV**—Red (R) 229-5½, Jordan (T), Erickson (B), Perry (A), Daniels (TT).

**RELAYS-440**—SMU (Roderick, Hill, Evans, Foster) 40.1, Rice, Texas Tech, Texas, A&M; **MILE**—Rice (Wende, Johnson, Aldmon, Ellington) 3:11.9, Texas, Baylor, SMU, A&M.

## 32nd Border Olympics

Laredo, Tex., Mar. 6-7, 1964

**SCORING**—Houston 56, Ab. Christian 49½, Texas 48¾, Rice 47¼, Texas A&M 36¼, Baylor.

**100**—Spratt (H) 9.7, Timmons (H), Harrison (AC), Rogers (B), Middlebrook (R); **220**—Rogers (B) 21.7, Spratt (H), Harrison (AC), Darby (R), Martin (AM); **440**—Nelson (AM) 48.1, Ellington (R), Saunders (AC), Salamanca (AC), Wende (R); **880**—Gunter (T) 1:52.3, Davis (T), Christmas (AC), Beels (H), Frawley (T); **MILE**—Romo (T) 4:10.3, Hargaves (AC), Elliott (H), Levy (H), Yeats (T); **3-MILE**—Walker (H) 14:34.6, Sunderland (T), Bilqutay (AM), Irwin (H), Stroup (R); **120-HH**—May (R) 14.6, Sansom (T), Thompson (H), McClure (H), Brown (R); **440-H**—May (R) 54.2, Cooper (T), Collins (R), Wise (H), Hardin (AC).

**HJ**—Rath (B) 6-3¼, Jones (AC), McClure (H), Collins (AM), Burk (AC); **BJ**—McClure (H) 23-8¼, Brown (TAM), Weldon (R), Womack (T), Meadows (AM); **PV**—Pemelton (AC) 14-8, Guynes (T), Ward (B); **SP**—Roberts (AM) 58-9¼, Lancaster (B), Mazza (B), Orrell (AC), Hill (H), Jordan (T); **DISC**—Roberts (AM) 171-7, Orrell (AC), Lancaster (B), Hill (H), Glover (AM); **JAV**—Red (R) 241-2½, Jordan (T), Erickson (B), Meadows (AM), Hill (H).

**RELAYS-440**—Houston (Timmons, Scott, Albertson, Spratt) 41.5, Rice, Ab. Christian, Texas, Texas A&M; **MILE**—Ab. Christian (Salamanca, Harrison, Christmas, Saunders) 3:15.7, Rice, Texas, Texas A&M, Baylor.

## COLLEGE DIVISION

**SCORING**—Texas Southern 95, Lamar Tech 71, Texas Western 41, McMurry 17, Sul Ross St. 15, SW Texas St., St. Edward's, Texas A&T, Wayland.

**100**—Williams (TW) 9.7, Bell (TS), Glossom (TW), Hopkins (TS), Willhite (SW); **200**—Bell (TS) 21.5, Stevens (TS), Williams (TW), Gurdy (L), Hopkins (TS); **440**—White (TS) 48.5, Davis (L), LeBlanc (L), Blackmon (TS), Hardage (TW); **880**—Hunt (TS) 1:51.9, Noel (TS), Clark (L), Thorn (M), Roger (M); **MILE**—McLatchie (L) 4:12.1, Gallegos (S), Boecher (L), Osborn (L), Salas (S); **3-MILE**—Boecher (L) 15:27.5, Yzaguirre (TW), Valles (S), Osborne (L), Harkrider (S); **120-HH**—Charles (TS) 14.6, Crum (TS), Bonds (M), Modica (L), Rouse (L); **440-H**—Hilburn (TW) 53.1, Bonds (M), Charles (TS), Rouse (L), Tittle (S).

**HJ**—Hartfield (TS) 6-8, Crum (TS), Ridgway (L), Balenton (W), Patterson (S); **BJ**—Stevens (TS) 25-2, Harris (TS), Brown (L), Davis (SW), Robinson (TA); **PV**—Pratt (TS) 13-0, Smith (S); **SP**—Lynde (TW) 49-4, Guillory (L), Porter (SW), Nimmo (L); **DISC**—Nimmo (L) 154-9, Reinosia (TS), Guillory (L), Lynde (TW), Porter (SW); **JAV**—Pargman (TA) 200-7, Reinosia (TS), Nimmo (L), Galus (SE), Crawford (M).

**RELAYS-440**—Texas Southern (Hopkins, Stevens, Bell, Cowig) 41.6, Texas Western, Lamar Tech, SW Texas St., McMurry; **MILE**—Texas Southern (White, Barrett, Stevens, Blackmon) 3:13.1, Lamar Tech, Texas Western, McMurry, SW Texas St.

## Lone Star Conference Championships

Nacogdoches, Tex., May 8-9, 1964

**SCORING**—East Texas 69½, Howard Payne 36, Sam Houston 34, Stephen F. Austin 33, SW Texas 32, Sul Ross 26½, Texas A&I 5.



**700**—Lasater (E) 9.4, McAlister (SH), Wilhite (SW), Hooper (SW), Simmonds (SW); **220**—Lasater (E) 21.2, McAlister (SH), Wilhite (SW), Hooper (SW), Warner (SF); **440**—Kysner (E) 47.2, McNeil (E), Sartor (E), Ballowe (E), Avila (SR); **880**—Petty (HP) 1:56.4, Valles (SR), McKee (HP), Dingle (E), McWilliams (SW); **MILE**—Ewing (HP) 4:12.4, Gallegos (SR), McKee (HP), Boyd (SF); **2-MILE**—Gallegos (SR) 9:41.8, Ewing (HP), Sikes (HP), Valles (SR), Boyd (SF); **120-HH**—Miller (E) 15.3, Phillips (E), Seago (SF), Carlson (HP), Wienecke (SH); **330-IH**—Seago (SF) 38.1, Carlson (HP), Phillips (E), Tittle (SR), Stalaland (SF).

**HJ**—Hicks (SF) 6-4, Miller (E), Toon (E), Cook (SF), Patterson (SR); **BJ**—Davis (SW) 22-9½, Toon (E), Green (E), Nutt (SF), Tittle (SR); **PV**—Lorenz (SH) 15-3, Smith (SR), Sikes (E), Gillum (SW), Simmonds (SW); **SP**—Polhemus (E) 54.4, Young (HP), Salles (SF), Pallan (SH), Black (SH); **DISC**—Black (SH) 158-5½, Polhemus (E), Young (HP), Roach (W), Salles (SF); **JAV**—Pargmann (AI) 209-1½, Pallan (SH), Hartman (SH), Garnett (E), White (SW).

**RELAYS-440**—SW Texas (Simmonds, Hooper, Ballard, Wilhite) 41.7, Stephen F. Austin, Sam Houston, Sul Ross; **MILE**—East Texas (Sartor, LaSater, McNeil, Kysner) 3:16.6, SW Texas, Stephen F. Austin, Sam Houston, Sul Ross.

### 41st Southwestern Recreation Meet

Fort Worth, Tex., Feb. 28-29, 1964

#### UNIVERSITY DIVISION

**SCORING**—Baylor 63, Houston 49, Ab. Christian 38, Texas Tech 35, SMU 42, North Texas 10, TCU 8, Okla. City 6.

**100**—Foster (S) 9.5, Roderick (S), Spratt (H), Rodgers (B), Timmons (H); **220**—Vogus (TT) 21.8, Rodgers (B), Harrison (A), Spratt (H), Schwab (O); **440**—Albertson (H) 48.5, Carter (TT), Salamanca (A), Langham (S), Baxter (B); **880**—Beals (H) 1:56.2, Hunt (TC), Wood (TT), DeBoer (B), Davis (TT); **MILE**—Walker (H) 4:19.0, Wade (S), Hargraves (A), Flores (A), Levey (H); **330-H**—Biffle (TT) 38.5, Woods (O), Hardin (A), Jordan (B), Sheppard (N); **HH**—Biffle (TT) 14.3, McClure (H), Thompson (H), Hayhurst (B), Woods (O).

**HJ**—Rath (B) 6-4½, Jones (A), Burk (A); **BJ**—McClure (H) 23¾, Hayhurst (B), Jones (A), Culiiver (B), Linscomb (N); **PV**—Pemberton (A) 14-0, Ward (B), Alsop (S), Coffman (S); **SP**—Lancaster (B) 57-3, Orrell (A), Mazza (B), Magers (S), Hill (H); **DISC**—Orrell 164-6, Lancaster (B), Mazza (B), Hill (H), Ballauer (N); **JAV**—Erickson (B) 183-8, Truelson (TC), Rath (B), Ollison (N), Reeves (N).

**NRELAYS-440**—SMU (Evans, Hill, Foster, Roderick) 41.7, Houston, Baylor, Texas Tech, North Texas; **MILE**—SMU (Foster, Hill, Evans, Langham) 3:16.6, Texas Tech, Baylor, Houston, North Texas.

#### COLLEGE DIVISION

**SCORING**—Texas Southern 89½, East Texas St. 37, Sam Houston St. 26, Prairie View 24, Kansas St. 23, Howard Payne 17, Tarleton 12, McMurry 10½, Arlington St. 7, Hardin-Simmons 3, Okla. Baptist 3, Sul Ross 3.

**100**—Cowings (TS) 9.7, McAlester (SH), Lasater (ET), Broadus (P), Love (T); **220**—Bell (TS) 22.6, Cowings (TS), McNeil (ET), Dearion (P), Bostick (P); **440**—White (TS) 47.6, Blackmon (TS), Kysner (ET), Barrett (TS), Villalongo (TS); **880**—Hunt (TS) 1:53.2, Noel (TS), Wilson (OB), Carter (TS), Thorne (M); **MILE**—Ewing (HP) 4:16.1, Thomas (HP), Gallegos (SR), Sikes (HP), McKee (HP); **330-H**—Palmer (K) 38.6, tie-Bond (M) and Stevens (TS), Phillips (ET), Aantoiné (TS); **HH**—Bailey (A) 14.2, Warren (TS), Crum (TS), Ingram (P), Miller (ET).

**HJ**—Hartfield (TS) 6-6½, Crum (TS), Japa (K), Petty (HS), Toon (ET); **BJ**—Harris (TS) 24-2½, Carswell (T), Stevens (TS), Korn (K), Hartman (SH); **PV**—Lorenz (SH) 13-7½, Sikes (ET), Abbott (T), Cannon (T), Sheppard (P); **SP**—Polhemus (ET) 43-2, Young (HP), Black (SH), Pallan (SH), Ditoma (K); **DISC**—Polhemus (ES) 157-3½, Reinoso (TS), Pallan (SH), Hardway (A), Young (HP); **JAV**—Hartman (SH) 206-10½, Moutan (K), Pallan (SH), Deckard (KS), Petty (HS).

**RELAYS-440**—Texas Southern (Hopkins, Stevens, Bell, Cowings) 41.2, Prairie View, East Texas St., McMurry, Tarleton; **MILE**—Texas Southern (Barrett, Villalonga, Blackmon, White) 3:19.0, Prairie View, Kansas St., East Texas St. McMurry.

### 37th Texas Relays

Austin, Tex., Apr. 3-4, 1964

**TEAMS**—Ab. Christian, Arkansas, Arlington St., Austin, Baylor, Central Missouri, Corpus Christi, Drake, East Texas, Emporia St., Ft. Hays St., Grambling, Hardin Simmons, Houston, Howard Payne, Kansas, Kansas St., Lamar Tech, LSU, McMurry, Missouri Nebraska, North Texas, NE Missouri, Oklahoma, Oklahoma Baptist, Oklahoma City, Oklahoma State, Omaha, Pittsburg Teachers, Rice, Saint Ed's, Sam

Houston, Southern Ill., SMU, S. F. Austin, Sul Ross, Tarleton St., Texas, Texas A&I, Texas A&M, Texas Christian, Texas Lutheran, Texas Southern, Texas Tech, Texas Western, Tulane, Venados (Mexico), Wayland, Wichita.

**100**—Stebbins (G) 9.5, Lasater (ET), Williams (Am), Ragsdale (G), Spratt (Hou), McAlister (SH); **440**—Cassell (Un) 46.6, Johnson (Un), Young (Un), Nelson (A&M), Saddler (Un), Thompson (Un); **MILE**—Camien (ET) 4:09.3, Gould (Om), Silverberg (K), Ewing (HP), Von Ruden (OS), Sloan (ET); **3-MILE**—Walker (Hou) 13:59.3, Sloan (ET), Galicia (V), Acevedo (K), Robles (V), Stroup (R); **120-HH**—Renfrow (Ark) 14.1, May (R), Hardin (LSU), Brown (R), Thompson (Hou), Bailey (Arl); **440-IH**—Hardin (LSU) 50.8, Hilburn (TW), Cooper (T), Cason (D), Charles (TS), Collins (R).

**HJ**—Schmidt (F) 6-6½, Williams (F), Crum (TS), Balenton (Wa), Smith (K), Laverty (OS); **BJ**—Perry (Ark) 24-8, Brooks (N), Harris (TS), Mace (Ark), Voges (TL), Brown (A&M); **PV**—Farrell (O) 15-6, Holsinger (OS), Pemelton (AC), Manning (K), Baller (OS), Ward (B); **SP**—Lancaster (B) 59-5½, Woods (SI), Roberts (A&M), Mazza (B), Orrell (AC), Magrane (D); **DISC**—Roberts (A&M) 177-10, Lancaster (B), Glover (A&M), Orrell (AC), Inman (O), Schoenwetter (Wi); **JAV**—Floerke (KS) 224-6, Hum (ES), Pallan (SH), Paragman (A&I), Pitko (ES), Oard (ES).

**RELAYS-440**—Oklahoma (Griffin, Bagley, Deramus, Watson) 41.3, SMU, Rice, Texas Tech, Kansas, Houston; **880**—Oklahoma (Griffin, Bagley, Deramus, Watson) 1:25.0, Rice, SMU, Houston, Drake, Kansas; **MILE**—Oklahoma St. (Perry, Miller, D. Perry, Bothwell) 3:11.5, Rice, AC, Texas, Drake, Baylor; **2-MILE**—Missouri (Roy Conrad, Rawson, Lingle) 7:22.7, Texas, Kansas, Oklahoma, Drake; **4-MILE**—Kansas (Silverberg, Donner, Lawson, Hadley) 16:57.0, Houston, Drake, Arkansas; **SPRINT MEDLEY**—AC (Pemelton, Harrison, Saunders, Christmas) 3:22.8, Oklahoma, Houston, OS, Drake, LSU; **DISTANCE MEDLEY**—Missouri (Rawson, Roy, Conrad, Lingle) 9:45.2, Texas, Kansas, Houston, Arkansas, Oklahoma.

**COLLEGE RELAYS-440**—Grambling (Meadows, Stebbins, Ragsdale, Owens) 40.6, TSU, TW, Central Missouri, Pittsburg Teachers, Arlington; **880**—Grambling (Meadows, Ragsdale, Stebbins, Owens) 1:23.3, TSU, East Texas, Central Missouri, Pittsburg Teachers, Arlington; **MILE**—Texas Southern (White, Barrett, Stevens, Blackmon) 3:11.5, Lamar Tech, East Texas, Texas Western, Pittsburg Teachers, Grambling; **2-MILE**—Texas Southern (Carter, Madkin, Noel, Hunt) 7:31.0, Oklahoma Baptist,



ANOTHER OWENS—This baton-bearing sprint star is not Jesse but Don Owens of Grambling, breezing to a 10-yard victory in the 440 at the Texas Relays. Owens, Don Meadows, Dick Stebbins and Vernus Ragsdale twice tied the world record of 40 seconds.



Lamar Tech, Fort Hays, Texas Western, Arlington; **SPRINT MEDLEY**—Lamar Tech (Guidry, Davis, McLeod, LeBlanc) 3:25.8, Oklahoma Baptist, Fort Hays, Texas Southern, McMurry, Arlington; **DISTANCE MEDLEY**—Emporia State (Roberts, Wolfson, McDonnell, Camien) 9:57.8, Lamar Tech, Texas Southern, Fort Hays, Howard Payne, Sul Ross.

## Southwestern Athletic Conference Championships

Houston, Tex., May 13, 1964

**SCORING**—Texas Southern 97, Southern 92, Grambling 53, Prairie View 34, Arkansas AM&N 6, Jackson 1, Alcorn 0.  
**100**—Stebbins (G) 9.3, Guy (S), King (S), Dearian (P), Bell (T); **220**—Stebbins (G) 21.1, Bell (T), Ragsdale (G), Anderson (S), King (S); **440**—Owens (G) 46.8, Price (T), Stinson (Ar), Moss (S), Barrett (T); **880**—Hunt (T) 1:51.4, Brown (S), Dodson (S), Carter (T), White (P); **MILE**—Noel (T) 4:16.7, Dodson (S), Grant (P), Mack (T), Kimble (S); **2-MILE**—Kimble (G) 9:33.9, Moss (P), Dodson (S), Grant (P), Mack (T); **440-IH**—Ingram (P) 14.6, Warner (S), Charles (T), Crum (T), Thompson (Ar); **440-II**—Williams (S) 53.9, Charles (T), Massingill (G), Crum (T), Ingram (P).  
**HJ**—Ross (S) 7-1, Hartfield (T), Crum (T), Lee (S), Malone (T); **BJ**—tie-Harris and Stevens (T) 24-4, West (S), Broadus (P), Thomas (P); **PV**—Showers (T) 14.6, Sheppard (P), Hamilton (T), Mills (P), Taylor (S); **SP**—Johnson (S) 55-4½, Mitchell (S), Waller (T), Richardson (S), Patterson (G); **DISC**—Jackson (S) 164-6½, Bijou (G), Reinos (T), Waiker (T), Mitchell (S); **JAV**—Simpson (S) 210-8, Celestine (S), Williams (G), Warner (S), Moore (J); **TJ**—Harris (T) 48-1, Stevens (T), Antoine (T), Thomas (P), Owens (S).  
**RELAYS-440**—Grambling (Stebbins, Ragsdale, Owens, Meadows) 40.4, Texas Southern, Southern, Prairie View (Ark. AM&N); **MILE**—Texas Southern (Barrett, Villalongo, Stevens, Blackmon) 3:09.9, Brambling, Southern, Prairie View.

## 6th Grambling Relays

Grambling, La., May 8-9, 1964

**TEAMS**—Alcorn, Arkansas AM&N, Bishop, Grambling, Mississippi Voc., Prairie View, Southern, Texas Southern.  
**100-M**—King (S) 10.5, Ragsdale (G) Guy (S), Broadus (P), Dearion (P); **220**—Stebbins (G) 20.6, Ragsdale (G), Cook (Un), Dearion (P), Allen (Un); **440**—Villalongo (T) 48.4, Banks (G), Jones (G), Bostic (P), Galley (P); **MILE**—Gatlin (S) 4:16.5, Kimble (G), Brown (M), Fain (S); **440-II**—Massengale (G) 54.6, Ingram (P), Thompson (Ar), Crum (T).  
**HJ**—Ross (S) 7¼, Hartfield (T), Malone (T); **BJ**—Cook (Un) 24.0, Broadnax (Un), Thomas (P), Brown (Ar), Massengale (G); **PV**—Mumford (G) 13-6, Hamilton (S), Lewis (P); **SP**—Jackson (S) 57-5, Richardson (S), Patterson (G), Jones (B), Robb (M); **DISC**—Jackson (S) 161-10, Reinos (T), Bijou (G); **JAV**—Reinos (T) 202-0, Simpson (S), Williams (G), McGruder (A).  
**RELAYS-440**—Grambling (Meadows, Stebbins, Ragsdale, Owens) 40.4, Southern, Prairie View, Arkansas AM&N; Texas Southern; **880**—Grambling (Meadows, Ragsdale, Stebbins, Owens) 1:23.7, Southern, Prairie View, Texas Southern, Mississippi Voc., Bishop; **MILE**—Grambling (Barnes, Lewis, Stebbins, Owens) 3:09.9, Southern, Arkansas AM&N; **2-MILE**—Southern (Williams, R. Brown, H. Brown, Halford) 7:48, Prairie View, Texas Southern, Mississippi Voc.; **SPRINT MEDLEY**—Southern (Lewis, King, Guy, Dotson) 3:20, Prairie View, Texas Southern, Grambling, Mississippi Voc., Arkansas AM&N.

## 13th North Texas Relays

Denton, Tex., Apr. 10-11, 1964


**SCORING**—Lamar Tech 91, North Texas 54, Texas Christian 24.  
**100**—Guidry (L) 9.5, Wade (T), Modica (L), Brown (L); **220**—LeBlance (L) 21.9, Wade (T), Daniels (N); **440**—Davis (L) 47.5, Pink (N), McCloud (L), Simons (T); **880**—Hunt (T) 1:55.9, Horton (N), Osborne (L), Tanner (N); **MILE**—McLatchie (L) 10:30.5, Boeher (L), Brawley (T), Chrisman (N); **2-MILE**—McLatchie (L) 23:30.5, Boeher (L), Chrisman (N), Zapata (N); **120-IH**—Modica (L) 14.2, Bailey (L), Rouse (L), Charleton (T); **330-IH**—Modica (L) 40.2, Bailey (L), Charleton (T), Uptegraph (T); **HJ**—Daniels (N) 6-3, Linscomb (N), Charleton (T); **BJ**—Linscomb (N) 23-5½, Brown (L), Daniels (N); **SP**—Guillory (L) 50-2½, Nimmo (L), Haven (N), Truelson (T); **DISC**—Nimmo (L) 171-3, Guillory (L), Ballauer (N), Truelson (T); **JAV**—Ollison (L) 183-1½, Truelson (T) Reeves (N), Brown (L).  
**RELAYS-440**—Lamar Tech (Guidry, Modica, LeBlance, Davis) 42.3, North Texas; **MILE**—Lamar Tech (McCloud, Guidry, LaBlance, Davis) 3:16.4, North Texas, TCU.

# THE ROCKY MOUNTAINS

By DAVE SCHULTHESS

Sports Information Director, Brigham Young University

The strong will be stronger, and the weak will be fighting for survival when the 1965 track season opens in the Rockies. Although top individual performances, some of them bordering on world marks, will be more frequent, the balance of power among schools in the region remains unchanged.



Dave Schulthess

New Mexico, boasting awesome depth and plenty of blue-ribbon talent, is expected to have one of the better teams in the nation. Brigham Young, last year's second-place team in the Western Athletic Conference, most likely will show marked improvement, too. Arizona State, while perfectly respectable with the likes of individual stars Henry Carr and Uli Williams, just doesn't have the depth to overtake the Lobos.

Idaho State, the perennial trophy-holder in the Big Sky Conference, may be challenged by Idaho, Montana State and Montana, but it still holds the upper hand. The Air Force is the top independent, while Utah State and Colorado State should be rated stronger among the league-less colleges.

Second-rate sprinters will find the going exceedingly rough in the Rockies this year. It is no secret that the region is loaded with outstanding dashmen. Arizona State's hustling Henry Carr, who holds the world record in the 220-yard dash, is back, along with such other speed kings as New Mexico's Bernie Rivers (9.3 and 20.6), Utah State's Bill Thornton (9.5), Idaho State's Bill Harvey (9.5 and 20.3), Arizona's Cecil Turner (9.5) and Brigham Young's Ralph Turner and Tim Russell (both 9.5).

The nation's quarter-milers, too, may be hard pressed in keeping pace with the likes of BYU's Bob Tobler (45.9) and ASU's Williams (45.6). Hurdler Terry Cerulla, 13.8 as a Utah State freshman, could improve.

Air in the mountain region may seem even more rarefied to distance runners, thanks to the influx of good milers. BYU will have three newcomers — Martin Cooley, John Kennedy and Gene Cummings — who have run the mile in 4:06 or better. New Mexico will have John Baker (4:11.9) and Idaho State, Arthur Scott (4:09.9). Montana's A-A Doug Brown will lead the areas distance runners.

It's very likely the shotgun barrier of 60 feet will eventually collapse under the efforts of one of the WAC's putters. BYU's Mike Bianco has a best of 59-9, and New Mexico's Larry Kennedy (57-9) and ASU's Larry Hendershot (56-7) aren't far off the mark. Kennedy, NCAA discus champion (183-5½), could repeat on the national scene, while ASU's Glenn Winningham (258-11) leads the class in the javelin throw. Arizona's John Tusshaus has a 244-8½ best.

In the jumping events, New Mexico's Clarence Robinson appears to be in a class by himself (25-5½ in broad jump, 50-4½ in triple jump). BYU's Ted Winfield, a transfer, has a best of 6-10½, while Utah's Bill DeVries has cleared 6-8 in the high jump. Ed Martensen of Arizona tops the vaulters at 15-8.

Honors for the area's best all-round performer, however, will probably go to Idaho State's John Briggs. Last year in the Big Sky meet, Briggs won two firsts, a second, a fourth, and, for good measure, ran two legs in winning relay efforts for a total of 35 points.



## 2nd Western Athletic Conference Championships

Salt Lake City, Utah, May 22-23, 1964

**SCORING**—New Mexico 70, Brigham Young 62, Arizona State 50, Arizona 38, Utah 26, Wyoming 9.

**100**—Carr (AS) 9.3, Rivers (N), Robbins (A), Russell (B), Phillips (A); **220**—Carr (AS) 20.4, Rivers (N), Russell (B), Carter (N), Robbins (A); **440**—Tobler (B) 46.0, Carter (N), Murray (A), Pierce (B), Little (N); **880**—Snapp (U) 1:54.0, Singleton (N), McDonald, (W), Wagner (N), Marchant (B); **MILE**—Baker (N) 4:12.3, Krenzer (B), Barrus (B), Scott (AS), Kocherhans (U); **2-MILE**—Krenzer (B) 9:09.3, Coleman (N), Morgan (B), Barrus (B), Scott (AS); **120-HH**—Jansen (AS) 14.1, Knight (N), White (A), Davis (AS), Hall (U); **330-IH**—Knight (N) 36.8, Saffell (W), Jansen (AS), Zimmerman (B), Brinkerhoff (B).

**HJ**—Caldwell (AS) 6-8 $\frac{3}{4}$ , DeVries (U), Roberts (B), Hopkins (A), Haden (B); **BJ**—Hopkins (A) 26-0, C. Robinson (N), I. Robinson (N), E. Smith (B), Gladwell (U); **PV**—Lehman (N) 14.6, Skowron (B), tie-Reeves (U) and Chamberlain (U), Wood (B); **SP**—Bianco (B) 59.4 $\frac{1}{4}$ , Kennedy (N), Hendershot (AS), Ordway (A), Anderson (B); **DISC**—Kennedy (N) 178-8 $\frac{1}{2}$ , Cole (AS), Ordway (A), McArdle (A), Bianco (B); **JAV**—Wimmingham (AS) 245-9 $\frac{1}{2}$ , Tushaus (A), Christensen (U), C. Smith (U), Thatcher (B); **HSJ**—Hopkins (A) 50-7, C. Robinson (N), McPeck (AS), Cramm (B), Medley (N).

**RELAYS**—**440**—New Mexico (Carter, Little, Zillman, Rivers) 41.3, Arizona St., Brigham Young, Utah, Wyoming; **MILE**—Brigham Young (Kelly, Cramm, Pierce, Tobler) 3:11.1, Arizona, Arizona St., Utah, Wyoming.

## 40th Colorado Relays

Boulder, Colo., Apr. 25, 1964

**SCORING**—Colorado 25, Wyoming 10, Air Force 8, Ft. Hays 7, Utah 5, Denver 4, Kansas St. 3, Colorado St. 3, So. Colorado Col. 1, Kearney St.

**100**—Cheskin (C) 9.8, Phillips (U), Cain (D), Kindsvater (FH); **120-HH**—Miller (C) 14.3, Houghton (C), Beard (Ka), Hall (U).

**HJ**—Schmidt (FH) 6-5 $\frac{1}{2}$ , Wallace (AF), Williams (FH), Washington (W); **BJ**—Whitehouse (Ke) 23-8 $\frac{1}{2}$ , Blair (CS), Stuckert (Ke), Hines (Ka); **PV**—Preston (C) 14-7, Erickson (AF), Johnson (D), Lammers (Ke); **SP**—Frey (AF) 54-9, Clark (AF), Wright (CS), Galbos (C); **DISC**—Ariel (W) 152-5, Fry (AF), Randall (CS), Hamby (AF); **JAV**—Kohls (C) 199-9, Novak (Ka), Hildebrandt (AF), Nelson (Ke); **TJ**—Jefferson (U) 45-11 $\frac{1}{4}$ , Brandon (AF), Blaire (CS), Law (AF).

**MILE TEAM**—Colorado (Bryan, Wighton, McCoy, Sprout), Wyoming, Airforce, Ft. Hays; **RELAYS**—**440**—Colorado (Cheskin, Morton, Burns, Miller) 40.7; **880**—Colorado (Cheskin, Morton, Burns, Miller) 1:24; **MILE**—Colorado (Cheskin, Marshall, Burns, Miller) 3:15.9, Kansas St., Ft. Hays, Air Force; **2-MILE**—Air Force (Armstrong, Sultany, Lawson, Oelstrom) 10:28.9, Ft. Hays, Wyoming, So. Colorado; **DISTANCE MEDLEY**—Colorado (Morton, Nossaman, Degen, Weighton) 10:28.9, Colorado St., Utah, Ft. Hays.

## Rocky Mountain Faculty Outdoor Championships

Greeley, Colo., May 16, 1964

**SCORING**—Adams St. 92, Colorado St. 46, Western St. 31, Colorado Col. 45, Colorado Mines 33.

**100**—Welch (CS) 9.7, Turner (A), Brown (A), Sterling (A); **220**—Turner (A) 21.9, Smith (A), Walters (A), Welch (CS), Brown (A); **440**—Walters (A) 49.2, Lidin (CC), Ronlov (CM), Hladik (CS), Carlson (CS); **880**—Schidler (CC) 1:57.8, Jones (A), Smith (A), Applegate (CM), Newbanks (CM); **MILE**—McGinnis (CC) 4:30.6, Rouse (W), Gonzales (W), Tousel (CM), Rash (CS); **2-MILE**—McGinnis (CC) 10:26.2, Gonzales (W), Tousel (CM), Kintz (CS), Owens (CS); **120-HH**—Loosli (CC) 15.3, Dertinger (W), Rahm (A), Newby (CS), Jones (A); **220-LH**—Loosli (CC) 25.1, Hedgecoke (A), Tooker (A), Garcilaso (CM), Lyman (CM), 25.1.

**HJ**—DeMorst (CS) 6 $\frac{1}{4}$ , Porter (A), Colsen (CS), Loosli (CC), Owens (A); **BJ**—Newton (A) 22-8 $\frac{1}{2}$ , Sorg (CS), Alonso (A), Porter (A), Davis (A); **PV**—Crown (CS) 13 $\frac{3}{4}$ , Stuart (W), Geyer (CM), Henderson (CS), Hackett (CM); **SP**—Kincaid (A) 53-7 $\frac{1}{4}$ , Brinkworth (CM), Sabol (CC), Tomasini (CS), Maestas (A); **DISC**—Brinkworth (CM) 148-2, Kincaid (A), Welch (CC), Jasinski (W), Barbee (CS); **JAV**—Stuart (W) 178-5, Ricci (A), Duran (CS), Norris (CC), Howell (CC); **HSJ**—Davis (A) 44-7 $\frac{3}{4}$ , Muary (W), Baber (CS), Taylor (CM), Alonso (A).

**RELAYS**—**440**—Adams St. (Turner, Walters, Brown, Smith) 42.8, Colo. St., Colo. Mines, Western St.; **MILE**—Adams St. (Smith, Sterling, Jones, Walters) 3:25.3, Colo. Col., Colo. Mines, Colo. St.



WELL, WHAT DID YOU EXPECT? Only the shrug is missing as, palms outstretched, Arizona State's Henry Carr casually crosses the finish line ahead of Omaha's Roger Sayers in a special 220-yard sprint at the Drake Relays. Carr's clocking was 21.0.

## 13th Rocky Mt. Conference Relays


Golden, Colo., Apr. 25, 1964

**SCORING**—Adams St. 48, Colorado Mines 32, Colorado St. 31, Western St. 20, Colorado Col. 4.

**HJ**—DeHorst (CS), Culson (A), Hoist (W); **BJ**—Newton (A) 66-0, Porter (W), Alonso (W); **PV**—Henderson (CS) 34-0, Crown (CM), Churchwell (W); **SP**—Kincaid (A) 135-9 $\frac{1}{2}$ , Naestas (CS), Pflifer (CM); **DISC**—Kincaid (A) 378-1 $\frac{1}{2}$ , Rush (CM), Pflifer (A); **JAV**—Cloves (CM) 483-1 $\frac{1}{4}$ , Hachett (W), Brinkworth (A); **TJ**—Taylor (CM) 128-7, Riley (A), Ronlon (W); **480-LH**—Walthers (A) 58-5, tie-Rahn (CS) and Jones (W).

**NRELAYS**—**440**—Adams St. (Turner, Walters, Newton, Smith) 43.3, Colo. St., Colo. Mines; **880**—Adams St. (Turner, Walters, Newton, Smith) 1:30.7, Colo. Mines, Colo. St.; **MILE**—Adams St. (Pruett, Walters, Smith, Jones) 3:28.2, Colo. Mines, Colo. St.; **SPRINT MEDLEY**—Adams St. (Jones, Smith, Tooker, Sterling) 3:39.9, Colo. Col., Colo. Mines; **DISTANCE MEDLEY**—Western St. (Humacker, Rouse, Noel, Gonzales) 11:29.5, Colo. St., Colo. Mines.






JUST ABOUT HERE—National Collegiate champion high jumper John Rambo of Long Beach State takes pleasure in pointing to the 7-foot mark he cleared by 1¼ inches. Rambo went on to finish third in the Olympics behind Valeri Brumel and John Thomas.

## THE PACIFIC COAST

By JOHN DIXON  
*Long Beach Independent, Press-Telegram*

Selecting the Pacific Coast (and national) champion usually is as easy as spelling USC, but this year it's something like trying to spear a dollar bill with a piece of wet spaghetti.



John Dixon

Oregon State, USC and San Jose State have enough returnees of championship caliber to staff an Olympic team. A lot of coaches may be eating aspirin sandwiches when they try to match muscles with the big three.

There's sure to be a new champion, for Oregon Coach Bill Bowerman's cupboard is as bare as Mother Hubbard's. Sixty-one of his 70 NCAA title points have graduated, but the Webfoots should win a few with such whippets as Dave Blunt (9.5, 21.2), Don Scott (1:50.7) and Ken Moore (8:48.1, 14:02.8).

USC lacks sprinters, and that's about all. The Trojans expect heavy point production from four frosh record-holders moving up — Paul Kerry, 14.2 hurdles; Dennis Carr, 1:49.7, 880; Bill Fosdick, 15-6½ pole vault, and Jerry Carlsen, 172-2 discus.

Oregon State has good balance and Morgan Groth (1:46.4, 3:57.9). At San Jose State, predictions are for "one of the best teams we've ever had," and last year the Spartans were one of the best in the U.S. Returnees include Danny Murphy (29:37.8), John Garrison (1:49.6) and Wayne Hermen (9.5, 21.1).

Coach Sam Bell looks for continued improvement at Oregon State.

At Stanford, Coach Payton Jordan says that "a glewing report on my part would, unfortunately, be a gross exaggeration. We have suffered the greatest loss of top personnel in my eight years at Palo Alto." But back are sprinters Eric Frische (9.5, 21.1) and Larry Questad (9.3, 20.6). And Jordan rates sophomore Bruce Wilhelm "a sure 60-foot shotputter."

UCLA is rebuilding under new Coach Jim Bush, who performed junior-college transfer m'rales on the rubber-chicken circuit.

Fresno State may rank right with the "big three." Coach Cornelius Warmerdam predicts, "We'll be a little stronger than last year," and returns Darel Newman (9.2, 21.3), Sam Workman (9.4, 20.8) and Charles Craig (52-4).

Long Beach State lost heavily by graduation, but may have the No. 1 athlete in the area in high jumper John Rambo (7-1½) Olympic bronze medalist.

Others best in the West:

USC: *Back*—Chris Johnson, 1:50.9, 4:04.6; Bruce Bess, 1:49.6, 4:02.7; Sterling Jenkins, 4:11.5, 9:01.6; Theo Viltz, 14.1, 37.5; Don Castle, 60-9¾; Lew Hoyt, 6-10; Wellesley Clayton, 25-8; Mahoney Samuels, 51-1¼; John Yancy, 209-5; Dave Saffren, 14-6. *New*—Eave Buck, 47.5; Bob Young, 54-6.

UCLA: *Back*—Len Dodson, 9.7, Gerry Mavrinac, 49.0, 1:53.1; Dennis Brockow, 1:51.5; Bob Day, 1:50.3, 3:58.9, 8:53.0; Dick Weeks, 14:04.8, 31:40.2. *New*—Mike Swain, 14.9, 39.3; Steve Workman, 24-1.

STANFORD: *Back*—Bob McIntyre, 48.1; Ken Fraser, 48.2; Harlan Andrews, 1:52.0, 4:06.0; Paul Schlicke, 4:02.3, 8:56.6; Weyn Kirkland, 8:58.2, 14:02.2; Bob Stoecker, 166-0, 225-0; Tyler Wilkins, 165-0; George Porter, 224-0; Chuck Smith, 15-4; Phil Arnaudo, 14.6, 52.3. *New*—Randy Hyvonen, 1:55.1, 4:11.2; Bud Walsh, 14.9, 38.2; Greg Ford, 14.9, 38.1; Jim Eshelman, 15-0.

WASHINGTON STATE: *Back*—Vic Bennet, 1:51.9; John Valiant, 4:02.7, 14:22.9,



29:57.2; Chris Westman, 8:57.6, 13:53.4; Bill Bleakney, 14.5; Bob Keppel, 6-10¼; Buck Kipe, 245-5; Bill Self, 15-9½; Jerry Talbott, 48.5, 47-2¼; Joe Wiggs, 23-10¼, 48-0¼; Harald Lorentzen, 54-11½, 164-2½; Boy Yard, 15-4. *New*—Greg Cleveland, 21.5, 47.9; Bert Barto, 1:50.0; Don Wright, 4:12.0.

**CALIFORNIA:** *Back*—Bob Brinkworth, 9.5, 21.4; Forrest Beaty, 9.6, 21.4, 46.6; Dave Archibald, 21.1, 46.3; Dave Fishback, 1:50.7; Don Schmidt, 180-10; Bill Carter, 6-8½.

**OREGON STATE:** *Back*—Al Biancam, 9.5, 47.4; Doug Parker, 1:49.1; Gary Baker, 4:07.0, 8:55.0; Pete Mewett, 4:10.0; Tracy Smith, 9:01.0; Tom Wyatt, 47.0, 14.0, 50.4; Greg Macy, 14.1, 53.3, 23.7; Marv Radloff, 15-3; Lahcen Samsam 58-10.

**OREGON:** *Back*—Gordon Payne, 47.8; Al O'Leary, 48.0; Marcial Hunter, 14.3; Gerry Moro, 15-5½; Mike Hodges, 222-0.

**WASHINGTON:** *Back*—Dick Reinking, 48.6; Bob Willis, 1:51.5; Al Pemberton, 178-7; Trevor Sarles, 219-11½; Phil Shimmick, 26½, 47-8¼; Wariboko West, 25¼, 49-4¾.

**FRESNO STATE:** *Back*—Bob Bruce, 46.8; Ernie Rogers, 47.9; Phil Johnson, 37.3; Al Williams, 14.2; Ron Matheson, 14-6; Bob Chamell, 6-10¼.

**SAN JOSE STATE:** *Back*—Gene Gurule, 8:52.9; 14:19.8, 29:56.4; Bob Bodns, 14.5, 39.0; Bob Brown, 226-11½; Bob Akers, 170-0; Pat Kelson, 59-10½. *New*—Clyde Wooten, 9.7; Bill Johnson, 21.3; Tom Smith, 47.5; Terry Doe, 6-7¼.

**LONG BEACH STATE:** *Back*—Jeff Clements, 47.6; Ralph Lee, 1:50.4. *New*—Mit Hunt, 9:15.0; George Aguirre, 9:15.0; George Davis, 1:52.5; Walt Clements, 38.1.

**REDLANDS U:** *Back*—Mike Haworth, 38.2; Rich McDowell, 48.5; Lee Johnson, 58-5½. *New*—Elliott Mason, 47.9.

## 5th AAWU Championships

Los Angeles, Calif., May 23, 1964

**SCORING**—So. California 73, California 41, Washington St. 40, Stanford 37, Washington 33, UCLA 16.

**100**—Morris (SC) 9.7, Plowman (W), Cortese (SC), Frische (S), Dodson (LA); **220**—Plowman (W) 21.4, Cortese (SC) Morris (SC), Frische (S), Brinkworth (C); **440**—Archibald (C) 46.3, Beaty (C), Comer (SC), Courchesne (C), Brown (W); **880**—Pratt (S) 1:50.3, Fishback (C), Ziebarth (C), Breckow (LA), C. Johnson (SC); **MILE**—S-hlicke (S) 4:02.5, Bess (SC), Valiant (WS), Day (LA), McCalla (S); **3-MILE**—Westman (WS) 13:53.4, Jenkins (SC), Weeks (LA), Valiant (WS), Kirkland (S); **120-HH**—Viltz (SC) 14.5, Cortright (S), Gaskins (WS), Arnaudo (S), Williams (SC); **440-H**—Allen (WS) 51.9, Arnaudo (S), Talbott (WS), Viltz (SC), Gould (C).

**HJ**—Johnson (C) 6-7¾, Faust (SC), Olsen (C), Lock (LA), Hoyt (SC); **BJ**—West (W) 24-11¼, Shinnick (W), Clayton (SC), De La Rosa (SC), M. Johnson (SC); **PV**—Self (WS) 15-9½, Smith (S), Siverson (WS), Flanagan (SC), Yard (WS); **SP**—Castle (SC) 58-2½, Mills (SC), Wynn (SC), Lorentzen (WS), Foster (C); **DISC**—Pemberton (W) 175-6½, Mills (SC), Schmidt (C), Wilkins (S), Stoecker (S); **JAV**—Kipe (WS) 237-2, Spigel (LA), Olsen (C), Stuart (SC), Sarles (S); **TJ**—Samuels (SC) 51-1¼, West (W), Cortright (S), Williams (SC), Ballmer (C); **MILE RELAY**—California (Courchesne, Fishback, Beaty, Archibald) 3:11.0, Washington, Washington St., UCLA, Stanford.

## Far West Championships

Corvallis, Ore., May 16, 1964

**SCORING**—Oregon 72, Oregon St. 54, Washington 32, Washington St. 29.

**100**—Jerome (O) 9.4, Plowman (W), Blunt (O), Lumby (OS); **220**—Jerome (O) 21.2, Blunt (O), Plowman (W), Lumby (OS); **440**—Eves (OS) 47.8, Payne (O), O'Leary (O), Herbert (OS); **880**—Van Asten (O) 1:49.8, Underwood (OS), San Romani (O), Willis (W); **MILE**—San Romani (O) 4:04.3, Groth (OS), Valiant (WS), Adams (O); **3-MILE**—Moore (O) 14:02.8, Westman (WS), Tonn (O), Story (OS); **120-HH**—Wyatt (OS) 14.4, Hunter (O), Macy (OS), Gaskins (WS); **440-H**—Macy (OS) 53.5, Brown (OS), Talbott (WS), Hunter (O).

**HJ**—Stuber (O) 6-8¼, Llewellyn (O) Keppel (WS), Iost (O); **BJ**—West (W) 24-8¼, Shinnick (W), Macy (OS), Talbott (WS); **PV**—Self (WS) 15-3, Siverson (WS), Moro (O), Yard (WS); **SP**—Samsam (OS) 56-7½, Lorentzen (WS), Roberts (OS), Hazlet (W); **DISC**—Fasano (OS) 173-4, Hazlet (W), Pemberton (W), Black (OS); **JAV**—Tipton (O) 252-9½, Kipe (WS), Gomez (O), Sarles (W); **TJ**—West (W) 49-2¼, Monroe (OS), Shinnick (W), Swanson (WS).

**RELAYS**—440—Oregon (Payne, O'Leary, Blunt, Jerome) 40.9, Oregon St., Washington, Washington St.; **MILE**—Oregon (O'Leary, Scott, Van Asten, Payne) 3:15.4, Oregon St., Washington, Washington St.

## 24th Los Angeles Coliseum Relays

Los Angeles, Calif., May 15, 1964

**TEAMS**—Arizona St., Cal Western, California, Camp Pendleton, Claremont-Mudd, Compton TC, Delaware Valley AA, Emporia St., Fresno St., Frosh, Golden St. TC, Grambling, Houston TC, Houston, L.A. Harbor, LaSalle, Los Angeles St., L.A. Mercurettes, L.A. TC, Long Beach St., Long Beach Comets, New York AC, New Mexico, New Zealand, Occidental, Oregon St. TC, Pasadena AA, Pepperdine, Phoenix OC, Quantico Marines, Redlands, Rice, Sacramento St., San Diego St., San Diego T & F, San Fernando Valley St., San Jose St., Santa Barbara AA, Santa Clara YV, Calif. Striders, SMU, Stanford, Stanford TC, Texas A&M Frosh, Southern Calif., US Army, US Air Force, Villanova.

**100-M**—Stebbins (G) 10.2, Carr (A), Ashworth (Str), Morris (USC), Roderick (SMU); **100-Y**—Ragsdale (G) 9.6, Cortese (USC), Williams (Str), Pipkin (LAS), Gaudett (LBS); **200-M**—Carr (UOC) 20.6, Hayes (FL), Morris (USC), Hernen (SJ), Poynter (SCYV); **400-M**—Cassell (HTC) 46.1, Larrabee (Str), Heath (Pen), Nelson (A&M), Young (Str); **800-M**—Hoffman (Or) 1:47.1, Siebert (LATIC), Schul (Mi), Schlicks (Sta), Seaman (LATIC), **MILE**—Camien (E) 4:00.7, Grelle (LATIC), Schul (NZ) 13:34.5, Mills (Pen), Rodda (LATIC), Larrieu Larson (LATIC); **5,000-M**—Baillie (NZ) 13:34.5, Mills (Pen), Rodda (LATIC), Larrieu (LATIC), Walker (H), Clark; **110-MH**—Lindgren (UTC) 13.9, May (Ri) 14.0, Polkinghorne (Pa), James (Str), Butler (Pa); **400-MH**—Cawley (Pa) 51.0, Atterberry (Str), Whitney (Ox), Burleson (Pep), McCullough (Str); **1,500-M WALK**—Laird (NY) 5:57.0, DeNoon (USAF), Valle Jr. (SCYV), Bowman (Str); **3,000-M STEEPLECHASE**—Zwolak 8:50.8, Fishback (SCYV), Hughes (LATIC), Davis (Go).

**DISC**—Bakka (Pa) 189-10½, Weill (STC), Silvester (Un), Neville (Ox), McGrath (Pa); **JAV**—Covelli (Pa) 261-11, Sbordone (Pen), Ulrich (Pa), Winningham (A), Stuart (USC); **HAM**—Connolly (Un), Burke (SCYV), Pryde (SB), Frenn (LBS); **TJ**—Horn (USAF) 52-1½, Craig (F), Cooper (Q), Woods (Str), Hopkins (A).

**RELAYS**—440—Grambling (Meadows, Stebbins, Ragsdale, Owens) 40.2, New Mexico, Fresno St., SMU, California; **880**—Grambling (Meadows, Stebbins, Ragsdale, Owens) 1:23.8, New Mexico, Rice; **2-MILE**—Villanova (Orr, Adams, Sullivan, Carroll) 7:10.0, San Jose St., UCLA, Texas; **FRESHMAN MILE**—San Jose St. (Shackleford, Soper, Wooten, Smith) 3:11.4, San Diego St., USC, Redlands, UCLA; **COLLEGE MILE**—Redlands (Pulliam, McDowell, Tomlin, Vanderknyff) 3:12.0, San Diego St., Cal St., L.A., Pepperdine, Long Beach St.; **SPECIAL MILE**—So. Calif. Striders (Larrabee, Webster, Atterberry, Young) 3:09.0, Camp Pendleton, Quantico, Santa Clara YV.

## 38th West Coast Relays

Fresno, Calif., May 8-9, 1964

**SCORING**—San Jose St. 34, Stanford 33, Fresno St. 29, So. California 26½, California 25, Occidental 20½, New Mexico 20, Redlands 16, Oregon St. 15½, Brigham Young 15, Long Beach St. 13, UCLA 12½, Arizona 10, Arizona 8, San Diego St. 8, Cal Poly (SLO) 4, Pepperdine 3, Los Angeles St. 2, San Fernando St. 1.

**COMPETING CLUBS & SERVICE TEAMS** (Non-Scoring)—Camp Pendleton, Emerald Empire AA, Golden Gate TC, Indian TC, Kelly AFB, Pasadena AA, Santa Barbara AC, Santa Clara YV, Staters TC, Utah TC.

**100**—Newman (F) 9.3, Workman (F), Bryant (F), Morris (SC) Hernen (SJ); **440**—Tobler (B) 46.5, Smith (SJ), Webster (Un), Murray (A), Pierce (B); **880**—Kerr (STC) 1:52.9, Whitney (Oc), Haas (Un), Taylor (LB), Farmer (P); **MILE**—Hoffman (STC) 4:02.9, Krenzer (B), Forman (E), Anderson (Oc), Wewett (OS); **5,000-M**—Murphy (SI) 14:28.6, Jenkins (SC), Davis (G), Morgan (G), Gurule (SJ); **120-HH**—Lindgren (UTC) 13.8, Jansen (AS), Walker (SLO), Butler (PAA), Shy (Un); **440-H**—Whitney (Oc) 52.1, Farmer (PAA), Atterberry (Un), Godfrey (SD), Burleson (Pep).

**HJ**—Rambo (LB) 6-10, Johnson (C), Channell (F), Thoreson (SB), Olsen (C); **BJ**—Hopkins (A) 25-11¼, Nickolas (F), Horn (K), Bond (SJ), Moore (I); **PV**—Kirk (R) 16-0½, Yang (PAA), White (I), Fosdick (SC), tie-Cramer (Un) and Rose (PAA); **SP**—Long (PAA) 66-7¼, Maggard (SCYV), Davis (CP), Castle (SC), Mills (SC); **DISC**—Weill (I) 187-11, Silvester (Un), Neville (Oc), Mills (C), Kohler (CP); **JAV**—Covelli (PAA) 261-3, Conley (SCYV), Winningham (AS), Ulrich (PAA), Thurber (PAA); **TJ**—Horn (K) 52-4¼, Craig (F), Gaskill (SCYV), Williams (SC), McDaniels (Un).

**RELAYS**—440—New Mexico (Carter, Little, Lloyd, Rivers) 40.4, Fresno St., San Jose St., Brigham Young, California; **880**—New Mexico (Carter, Little, Lloyd, Rivers) 1:23.7, Stanford, Oregon St., California, Redlands; **MILE**—California (Beaty, Courchesne, Fishback, Archibald) 3:08.9, Long Beach St., Brigham Young, Redlands, Stanford; **2-MILE**—San Jose St. (Gibeau, Groothoff, Tucker, Garrison) 7:22.0, Stanford, Oregon



St., Southern Calif., Brigham Young; **DISTANCE MEDLEY**—Stanford (Frazier, Pratt, Andrews, Schlicke) 9:43.1, UCLA, Occidental, Utah.

#### COLLEGE DIVISION

**SCORING**—Redlands 37, Long Beach St. 33, Fresno St. 23½, Idaho St. 18, Los Angeles St. 18, San Diego St. 18, San Fernando St. 13, Cal Poly (SLO) 12, Pepperdine 10, Chapman 4, UC, Santa Barbara 4, Pacific 3.

**100**—Briggs (I) 9.6, Curtis (CP), Pipkin (LA) Gaudet (LB), Maimbourg (CH); **120-HH**—Chaldu (SF) 14.4, Miller (I), Walker (CP), McCracken (R), Dillard (I).

**HJ**—Rambo (LB) 6-8, Nordyke (SF), Thomas (LA), Gallagher (I); **BJ**—Albin (R) 22-4, Frame (F), Richardson (LB), George (Pa), Hill (Pa); **PV**—Kirk (R) 16-3, McMillan (SD), Allen (F), tie-Pollock (F) and Maimbourg (Ch); **SP**—Johnson (R) 55-10, Baer (SD), Hulce (F), Hokanson (SB), Johnson (LB); **DISC**—Petroelje (CP) 158-10½, Hlywka (SF), Koolery (F), Clark (F), Warkentin (F).

**RELAYS**—880—Redlands (Kramer, Cummins, Mason, Vanderknyff) 1:26.1, Los Angeles St., Idaho St., Long Beach St., Chapman; **MILE**—Long Beach St. (Shirley, Wright, Richardson, Clements) 3:11.5, Redlands Idaho St., Pepperdine, Los Angeles St.; **DISTANCE MEDLEY**—San Diego St. (Bullock, Rilea, Riley, Hack) 10:00.3, Long Beach St., Fresno St., Pepperdine, Redlands.

### The California Relays

Modesto, Calif., May 23, 1964

**TEAMS**—Air Force, Army, Camp Pendleton, Colorado, East York TC, Emerald Empire AA, Ft. Campbell, Fresno St., Golden Gate TC, Grambling, Grand Street Boys Club, Indian TC, Kansas St. Tehrs., Long Beach St., Los Angeles St., Los Angeles TC, Loyola (Ill.), Marines, New York AC, New Zealand, No. Carolina Col., North Carolina TC, NE Louisiana, Occidental, Oregon, Oregon St., Pasadena AA, Pasadena, Pepperdine, Redlands, Rice, Sacramento St., San Bernardino AA, San Jose St., San Jose St. Frosh, Santa Barbara AC, Santa Clara Valley Youth Village, So. California Striders, So. California Frosh, Texas A&M, Texas Western, Utah TC.

**100**—Roberts (NCC) 9.4, Ashworth (SCS), Herman (SJS), Winder (CP), Pender (A); **220**—Roberts (NCC) 20.8, Poynter (SCYV), Winder (CP), Workman (FS); **440**—Smith (SJT) 47.5, Nelson (TAM), Pancoast (OS), Buck (SCF); **800**—Underwood (ES) 1:48.7, Crothers (EY), Van Asten (Or), Hessel (Un), Carr (SCF); **MILE**—Burleson (OE) 4:00.2, O'Hara (Loy), Ryun (Un), Weisiger (NCT), Camien (K); **2-MILE**—Baillie (NZ) 8:37.1, Kidd (EY), Beatty (NCT), Larriem (LATC), Marin (SCS); **120-HH**—Lindgren (UTC) 13.8, Rogers (GSB), Polkinghorne (PAA), Morgan (NEL), Kerry (SCF); **440-H (Olympic Div.)**—Burleson (PC) 52.3, Crawford (FC), McCullough (SCS), Brown (OS), Ellison (CG); **440-H (Invitational)**—Cawley (PAA) 51.5, Whitney (Oc), Hilburn (TW), Cushman (AF), Miller (Co).

**HJ**—Thomas (Un) 6-10, Thoreson (SBAC), Higgins (PC), tie-Doe (SIF), Rambo (LB), Barnes (SCYV) and Durlay (SCS); **BJ**—Boston (SCS) 27-2½, Mays (GSB), Nicholas (FS), tie-Horn (Un) and Lawson (SS), Tucker (SCS); **PV**—Hansen (Ri) 16-4½, Penna (Un), Morris (SCS), Chase (SCYV), Hein (SCS); **SP**—Matson (TAM) 62-2¾, O'Brien (PAA), Maggard (SCYV), Davis (CP), McGrath (PAA); **DISC**—Oerter (NY) 203-6½, Weill (I), Babka (PAA), McGrath (PAA), Humphreys (PAA); **JAV**—Tipton (Or) 260-10½, Govelli (PAA), Conley (SCYV), Sikorski (PAA), Ahern (Mar); **HAM**—Connolly (Un) 212.4, Burke (SCYV), Pryde (SBAC), Touzour (CP), Jongewaard (SCYV); **TJ**—Craig (FS) 51-1½, Gaskill (SYV), Meadows (SCS), Lawson (SS).

**RELAYS**—440—Grambling (Meadows, Stebbins, Owens, Ragsdale) 40.0, Ft. Campbell, Striders Oregon, Colorado; 880—Striders (Plummer, Lamabee, Webster, Young) 1:23.2, Grambling, Redlands, Pasadena AA; **MILE**—Striders 3:11.5, Camp Pendleton, Redlands, California St., Long Beach, Oregon; **2-MILE**—San Jose St. (Gilbeau, Groothoff, Tucker, Garrison) 7:22.1, Oregon St., Camp Pendleton, Striders; **SPRINT**—**MEDLEY**—Oregon, Garrison (St. Herbert, Lumby, Brown, Groth) 3:17.5, Youth Village, Camp Pendleton, California St., Los Angeles, Pepperdine; **DISTANCE MEDLEY**—Oregon St. (Eas, Parker, Baker, Groth) 9:43.4, S.C. Striders, Fresno St., Youth Village.

### 16th Evergreen Conference Championships

Bellingham, Wash., May 15-16, 1964

**SCORING**—Central Washington 120, Whitworth 66, Western Washington 48, Puget Sound 24½, Eastern Washington 24, Pacific Lutheran 21½.

**100**—Walker (C) 09.9, Buckner (C), Douka (WW), Peyton (PS), Esser (C); **220**—Walker (C) 22.0, Buckner (C), Douka (WW), Esser (C), Walsh (WW); **440**—Walsh (WW) 49.2, Bieber (C), Smith (W), Stewart (PL), Mecklenburg (C); **880**—McKnight

(W) 1:55.9, Veek (C), Wilson (E), Cliff (WW), Lockwood (WW); **MILE**—Leonard (W) 4:15.4, Freeman (WW), Jones (WW), Jarvis (W), Stewart (E); **3-MILE**—Leonard (W) 14:55.0, Stewart (E), Jones (WW), Freeman (WW), Hanson (PL); **120-HH**—Lane (C) 14.4, Lloyd (C), Johnson (C), LaBrie (W), Hester (WW); **330-IH**—Lloyd (C) 37.7, Johnson (C), Lane (C), LaBrie (W), Nelson (E).

**HJ**—Albertsson (PL) 6-2, Peyton (PS), Nordli (C), Elliott (W), tie-Kain (PS) and Pacobs (WW); **BJ**—Peyton (PS) 22-10, Lane (C), Roberts (W), Hoshino (W), McGladrey (PS); **PV**—Curtright (C) 14½, Messenger (E), Triplett (C), Loder (W), tie-Powell (WW) and Olsen (PL); **SP**—McLaughlin (W) 53-8, Sugarman (W), Baskett (C), Layzell (WW), Davis (E); **DISC**—Sugarman (W) 147½, Gehring (E), Sukavoty (WW), Fry (WW), Davis (E); **JAV**—Lagersson (PL) 228-7¾, Karas (C), Lane (WW), Hong (C), Coolbaugh (E); **HJ**—Johnson (C) 45-3¼, Peyton (PS), McGladrey (PS), Fitterer (C), Luft (C); **MILE RELAY**—Central Washington (Mecklenburg, Brunaugh, Buckner, Bieber) 3:20.0, Western Washington, Whitworth, Pacific Lutheran, Eastern Washington.

### Southern California Conference Championships

Redlands, Calif., May 1, 1964

**SCORING**—Occidental 116, Redlands 80, Whittier 26, Claremont-Mudd 24, Pomona 5, Cal. Tech 4.

**100**—LaRock (CM) 9.7, Kancy (O), Godfrey (W), Bridgeman (O), Lazaro (O); **220**—VanderKnyff (R) 21.5, Godfrey (W), McDowell (R), Rider (W), Kanoy (O); **440**—VanderKnyff (R) 47.3, Whitney (O), McDowell (R), Jekabson (O), Secret (W); **880**—Dundon (O) 1:53.7, Wyper (R), Stevens (O), Gilpin (CM), Cleek (W); **MILE**—Bruno (O) 4:14.9, Neighbor (O), Kennedy (R), Anderson (O), Power (W); **2-MILE**—Kennedy (R) 9:37.4, Anderson (O), Goyette (R), O'Connor (O), Pollard (P); **120-HH**—McCracken (R) 14.7, Hahn (O), Main (O), Schmitt (O) Chiswell (CM); **330-IH**—Whitney (O) 37.2, Petersen (O), Hahn (O), Hawthorn (R), McCracken (R).

**HJ**—Matson (O) 6-6½, Edwards (R), McCracken (R), Gage (CT), Williams (CT); **LJ**—Lazaro (O) 33-1¼, Albin (R), Kemp (O), Graham (W), McCann (P); **PV**—Kirk (R) 15-6½, Johnson (O), Graves (O), Hickson (O), tie-Spaulling (CM), and Rogan (CM); **SP**—Johnson (R) 57-4¾, Elliott (O), Neville (O), Jaro (W), Parrott (P); **DISC**—Neville (O) 177-7, Johnson (R), VanDeGrift (CM), Elliott (O), Sullivan (CM); **JAV**—Lincoln (R) 198-3, Pena (W), Engel (O), Colin (CM), Agatep (W); **TJ**—Lazaro (O) 46-10, Luke (CM), Kemp (O), Albin (R), Cardwell (CM).

**RELAYS**—440—Redlands (Albin, Beedly, Tomlin, VanderKnyff) 41.7, Occidental, Claremont, Whittier, Cal. Tech; **MILE**—Occidental (Hahn, Neighbor, Jekabson, Whitney) 3:15.0, Redlands, Whittier, Pomona, Claremont.

### 22nd Northwest Conference Championships

Walla Walla, Wash., May 15-16, 1964

**SCORING**—Lewis & Clark 98½, Pacific 55, Whitman 48½, Linfield 44, Willamette 31, College of Idaho 7.

**100**—Manning (P) 10.0, Strand (L), Avritt (L), Toombs (W), tie-Burgess (LC) and Perry (Wh); **200**—Manning (P) 21.6, Strand (L), Perry (Wh), Elston (P), Burgess (LC); **440**—Peart (LC) 49.2, Elston (P), Lewis (LC), Smith (L), Shilling (LC); **880**—Aaberg (LC) 1:54.8, Erickson (P), Templeton (Wh), Green (Wh), Schroeder (Wh); **MILE**—Mouer (LC) 4:20.7, P. Armstrong (W), Rector (Wh), Vandervert (L), W. Armstrong (W); **2-MILE**—C. Miller (LC) 9:39.9, Buell (LC), Ladum (W), Jones (Wh), Oia (P); **120-HH**—Chambers (Wh) 14.9, Binkerd (L), Crouch (LC), Burles (W), Clark (L); **330-IH**—Chambers (Wh) 38.6, Burles (W), Leake (LC), Shuey (P), Payne (P); **BJ**—Walker

**HJ**—Acker (LC) 6-4, McNeil (W), Payne (P), Postma (LC); **PV**—L. Miller (L) 13-4, Thomas (LC), Skoog (Wh), Frazier (L), no fifth; **SP**—Haase (LC) 47.9, Sells (Wh), Nutter (L), Craft (L), Acker (LC); **DISC**—Charleton (W) 151-0, Julier (LC), Hapse (LC), Stanley (L), Challis (LC); **JAV**—Boutin (LC) 217-10, Peacock (P), Hilger (Wh), Grimsbo (P), Willis (P); **MILE RELAY**—Lewis & Clark (Shilling, Mouer, Aaberg, Peart) 3:21.5, Pacific, Linfield, Whitman, College of Idaho.

### California Collegiate AA Championships

Long Beach, Calif., May 2, 1964

**SCORING**—Fresno St. 76, Long Beach St. 60, San Diego St. 44½, Cal Poly (SLO) 35½, Los Angeles St. 28½, San Fernando Valley 11.

**100**—Newman (F) 9.4, Curtis (C), Bryant (F), Workman (F), Gaudet (LB); **220**—Nickolas (F) 21.6, Curtis (C), Workman (F), Bryant (F), Pipkin (LA); **440**—Craig (F) 47.3, Shirley (LB), Richardson (LB), Clements (LB), Reidemach (F); **880**—Kemp (LA)



1:53.0, Taylor (LB), Lee (LB), Rilea (SD), Barton (LA); **MILE**—Hack (SD) 4:16.8, Lee (LB), Dahlgren (F), Riley (SD), Lint (C); **2-MILE**—Biggers (F) 9:14.6, Montgomery (SD), Riley (SD), Davis (LB), Fields (C); **120-HH**—Nicholas (F) 14.4, Chaldu (SF), Walker (C), Smith (LB), Brown (LB); **330-IH**—Godfrey (SD) 36.8, Raidenbach (F), Smith (LB), Dana (C), Gedney (SD).

**HJ**—Rambo (LB) 7-1¼, Hordyke (SF), Pedego (C), Fallon (SD), tie—Deacon (LA), Gilmore (SD) and Smith (C); **BJ**—Nickolas (F) 25-2, Richardson (LB), Craig (FS), Grant (SD), Gedney (SD); **PV**—McMillan (SD) 14-6, Walker (C), Hampton (LA), Parson (LB), Pollock (F); **SP**—Pace (LA) 53-2¼, Baer (SD), Johnson (LA), Nielsen (F), Fenn-Anstruther (SF); **DISC**—Petroelje (C) 160-8½, Koolery (F), Frenn (LB), Hiywka (SF), Clark (F); **JAV**—Laville (C) 213-3½, Yancy (LB), Grant (SD), Don Sypian (LA), Dan Sypian (LA).

**RELAYS**—440—Fresno St. (Bryand, Newman, Workman, Nicholas) 40.8, Long Beach, Los Angeles, San Diego, Cal Poly; **MILE**—Long Beach (Shirley, Glass, Clements, Richardson), 3:12.8, Los Angeles, Fresno St., Cal Poly, San Diego St.

## Far West Championships

*Davis, Calif., May 8-9, 1964*

**SCORING**—Sacramento 72, UC, Davis 49, Nevada 45, San Francisco 34½, Chico 32, Humboldt 22½, Cal. St., Hayward 0.

**100**—Lawson (S) 9.7, Iverson (D), McCoy (N), Tommerason (S), Jackson (SF); **220**—Iverson (D) 22.3, McCoy (N), Schrader (N), Williams (N), Tommerason (S); **440**—Stevenson (D) 49.1, Williams (N), McClurg (SF), Reams (Hn), Trevino (C); **880**—Richardson (S) 1:52.9, Rogers (D), Forman (N), Dalton (SF), Venge (D); **MILE**—Schipper (C) 4:15.0, Ferlatte (Hn), Becerra (SF), Stapelton (SF), Summers (S); **3-MILE**—Hillier (C) 15:02.9, Houk (N), Barrett (S), Stockton (S), Nelson (S); **120-HH**—Reimers (S) 14.8, Humphrey (N), Bregtholdt (D), Harvey (SF), Guider (S); **330-IH**—Reimers (S) 38.1, Johnson (C), Guider (S), Cross (Hn), Henrickson (N).

**HJ**—Bergtholdt (D) 6-6, Moore (N), Glycer (S), Tweed (C), Bush (Hn); **BJ**—Lawson (S) 24-0, Carr (SF), Farmer (Hn), Johnson (C), Harvey (SF); **PV**—Wixon (S) 14-6, Hall (SF), Bacigalupi (N), Scribner (D), Hancock (N); **SP**—Pfehmer (D) 57-3, Hook (Hn), Brooks (S), Parker (SF), Biagi (S); **DISC**—tie—Hook (Hn) and Biagi (S) 157-1½, Heintz (S), Pfehmer (D), Hicks (S); **JAV**—Fox (D) 223-7¼, Miller (C), Williams (SF), Coggins (C), Stevenson (D); **TJ**—Lawson (S) 49-0, Carr (SF), Johnson (C), Farmer (Hn), Carnahan (S).

**RELAYS**—440—Sacramento (Tommerason, Crumback, Lawson, Guider) 42.9, Nevada, UC, Davis, Chico, San Francisco; **MILE**—Nevada (Anderson, Schrader, Forman, Williams) 3:18.3, UC, Davis, San Francisco, Chico, Sacramento.

## Compton Invitational

*Compton, Calif., June 5, 1964*

**TEAMS**—Arizona, Arizona St., Boston AA, Brigham Young, Compton TC, Contra Costa, Detroit TC, East York TC, Emerald Empire C, Grand Street Boys' Club, Indian TC, LaSalle, Long Beach St., Los Angeles St., Los Angeles Striders, Los Angeles TC, LSU, Loyola (Ill.), Miami (O.), New Mexico, New Zealand, Occidental, Oregon, Oregon St., Oregon Staters TC, Pasadena AA, Pepperdine, Pierce, San Jose St., Santa Ana TC, Santa Barbara AC, Santa Clara Youth Village, Southern Cal., So. Cal. Frosh, Texas A&M Frosh, UC, Berkeley, Utah St., Utah TC.

**100-M**—Carr (AS) 10.3, Williams (CC), Ashworth (LAsTr), Morris (SoC); **200-M**—Carr (AS) 20.5, Rivers (NM), Morris (SoC); **400-M**—Larrabee (LAsTr) 46.2, Cawley (Pa), Tobler (BY), Carter (NM); **800-M**—Crothers (EY) 1:48.2, Underwood (OS), Kerr (OSTC), Garrison (S); **MILE**—Burleson (EE) 3:57.4, O'Hara (Loy), San Romani (Or), Groth (OS); **5000-M**—Schul (M) 13:38.0, Baillie (NZ), Larrier (LAtC), Lindgren (Un); **10-M-HH**—Lindgrin (UTC) 13.8, Jones (D), Cervilla (US), Rogers (C); **400-M-H**—Atterberry (Str) 50.2, Hardin (LSU), Whitney (Oc), Burleson (Pe); **3000-M STEEPLE**—Fishback (SCYV) 8:33.2, Young (Un), Hughes (LAtC), Krenzer (BY).

**HJ**—Caruthers (SATC) 7-0, Thomas (BA), Burrell (Un), Rambo (LB); **BJ**—Boston (Str) 25-10½, Hopkins (A), Robinson (NM), Tucker (Str); **PV**—Meyers (Un) 16-9, Chase (SCYV), Morris (Str), Uelses (LaS); **SP**—O'Brien (Pa) 63-4¾, Matson (T), Maggard (SCYV), McGrath (Pa); **DISC**—Weill (I) 190-10, McGrath (Pa), Silvester (S), Mills (SoC); **HAM**—Connolly (Un) 222-8, Burke (SCYV), Pryde (SB), Frenn (LB); **TJ**—Robinson (NM) 50-3½, Hopkins (A), Andrews (Str).

**RELAYS**—**MILE**—UC, Berkeley (Courschene, Fishback, Beaty, Archibald) 3:07.5, Striders, Brigham Young, So. Cal. Frosh; **COLLEGE MILE**—Long Beach (Shirley, Wright, Clements, Richardson) 3:11.4, Pierce, Pepperdine, Los Angeles St.

# 1964 Indoor Meets

## 2nd U.S. Track & Field Federation Championships

*Milwaukee, Wis., Mar. 9, 1964*

**TEAMS**—Beloit, Carroll, Chicago, Drake, Emporia St., Houston, Houston TC, Illinois, Indiana, Iowa, Kansas St., Kansas, Kentucky St., Kentucky, Lamar Tech, LaSalle, Marquette, Michigan St., Michigan, Minnesota, Missouri, Nebraska, Northwestern, Notre Dame, Ohio St., Ohio U., Oklahoma St., Oregon St., St. Norbert, Southern Cal., Southern Illinois, UW, Milwaukee, Villanova, Western Michigan, Wheaton, White-water, Wisconsin St., Wisconsin.

**50**—Moreland (MS) 5.3, Jackson (Il), Reid (Mich), Blenheim (Il); **500**—Thomas (NW) 58.0, Higginbottom (Wis), Sjudgen (Oh), Miller (OKS); **600**—Montalbano (Wis) 1:11.5, R. Kerr (Unatt), G. Ker (Unatt), Selbe (KaS); **880**—Adams (V) 1:52.9, Bess (SC), Peterson (Wis), Williams (KeS); **1000**—Lingle (Mo) 2:09.1, Sullivan (V), Underwood (OrS), Crook (Oh); **MILE**—Camien (ES) 4:02.7, McNeal (Unatt), McClatchie (LT), Minchan (LS); **2-MILE**—Sloan (ES) 8:57.2, Walker (H), Vickers (Unatt), Carius (Il); **50-HH**—Nuttall (Mich) 6.1, Gigler (Minn), Whitehouse (ND), Dakin (Wis).

**HJ**—Densham (Mich) 6-8, Faust (Unatt), Miller (In), tie—Oliphant (Unatt) and Holden (Wis); **PV**—Uelses (LS) 15-10¼, Hein (Unatt), Manning (Ka), Neutzling (OaS); **SP**—Woods (SI) 60-2, Castle (SC), Magrane (D).

**RELAYS**—**8-LAP**—Chicago (Richards, Beal, Swan, Williams) 2:24.0, Marquette, UW, Milwaukee, Wheaton; **MILE**—Oklahoma St. (Miller, Bothwell, J. Perry, D. Perry) 3:18.2, Nebraska, Villanova, tie—Wisconsin and Kentucky St.; **2-MILE**—Drake (Kragie, Morehead, Schlotterback, Weber) 7:40.0, Michigan St., Michigan, Minnesota, Western Michigan.

## 1st NCAA Eastern Championships

*Louisville, Ky., Feb. 29, 1964*

**SCORING**—Maryland St. 13, Miami 12, Penn St. 12, Purdue 11, Central Ohio 10, Ohio U. 10, West Kentucky 9, Tennessee 8, Ky. State 8, Bowling Green 5, Florida St. 5, LaSalle 5, Murray 5, DePauw 3, Wm. & Mary 3, Auburn 2, Kentucky 2, Tennessee A&M 2, Butler 2.

**60**—Adams (Pu) 6.2, Cooksey (KS), Smith (TAI), Orr (O); **600**—Rogers (MS) 1:10.0, Sjudgen (O), Smith (A), Skinner (MS); **1,000**—Bedick (PS) 2:14.1, Crooks (O), Oliver (WK), Scott (T); **MILE**—Cunningham (Mi) 4:11.9, Soderberg (T), Lampman (PS), Seymoor (CO); **2-MILE**—Schramm (Mi) 9:01.7, Johnson (WM), Jackson (MS), Storey (T); **60-HH**—Davis (MS) 7.2, Lipscomb (CO), McQuire (K), Kangas (Mi).

**HJ**—Schiller (Mu) 6-5¼, Bryant (BG), Reinhard (Bu), Gehring (Mi); **BJ**—Mayfield (CO) 24-9, Moore (Pu), Bryant (BG), Gard (WK); **PV**—Uelses (L) 16½, King (WK), Koares (T), Woodall (WK); **SP**—Williams (FS) 54-11½, Rice (O), Hall (WK), Johnson (D).

**RELAYS**—**MILE**—Maryland St. 3:11.7, Purdue, Kentucky St., Central Ohio; **2-MILE**—Penn St. 7:45.8, Kentucky St., DePauw, Tennessee.

## 1st NCAA Western Championships

*Portland, Ore., Feb. 29, 1964*

**SCORING**—Oregon 36½, Oregon St. 23, Washington St. 19½, Southern Calif. 15, Redlands 8, Air Force 7, Washington 5, Arizona 5, California 5, Portland 4, Montana 3, Stanford 1.

**60**—Jerome (O) 6, Blunt (O), Morris (SC), Plowman (W); **600**—Payne (O) 1:12.2, Comer (SC), Vanderkyff (R), Schwirer (OS); **1000**—Underwood (OS) 2:08.5, Bess (SC), Van Asten (O), Scott (O); **MILE**—San Romani (O) 4:08.3, Vallian (WS), Mewett (OS), McCalla (S); **2-MILE**—Murphy (AF) 8:50.5, Brown (M), Steinke (O), Westman (WS); **60-HH**—Wyatt (OS) 7.3, Bleakney (WS), Viltz (SC), Dick (AF).

**HJ**—Johnson (C) 6-10, tie—Keppel (WS) and Stuber (O), Lambert (AF); **PV**—Siverson (WS) 15-4, Kirk (R), Watson (O), Frank (O); **SP**—Castle (SC) 58-5¼, Johnson (R), Samsam (OS), Larson (O).

**RELAYS**—**MILE**—Oregon (O'Leary, Knox, Meinert, Payne) 3:20.3, Portland, Oregon St., Washington; **2-MILE**—Oregon St. (Baker, Colpitts, Parker, Underwood) 7:44.4, Washington St., Oregon, Portland.



### 43rd ICAAAA Championships

New York, N. Y., Mar. 7, 1964

**SCORING**—Villanova 22, Manhattan 21, Harvard 14, Morgan St. 13, Navy 13, Notre Dame 12, Army 8, St. John's 8, Yale 7½, Georgetown 7, LaSalle 7, NYU 7, Northeastern 7, Fordham 6, Maryland 6, Cornell 5, Seton Hall 5, Boston Col. 4, Holy Cross 4, Princeton 4, Fairleigh Dickinson 3, Pennsylvania 2½, Iona 2, Massachusetts 2, Penn St. 2, Pittsburgh 2, Brown 1.

**60**—Perry (F) 6.2, Mattis (Man), Jackson (MS), Sai (Na), Uzzle (V); **600**—Mottley (Y) 1:09.3, Boyle (ND), McArdle (Man), Credle (HC), Gilvey (BC); **1000**—Bauer (SJ) 2:11.8, Carroll (V), Meehan (H), Bedick (PS), Chiappa (H); **MILE**—Sullivan (V) 4:11.8, Clark (ND), Williams (Na), Minchan (L), Farley (B); **2-MILE**—Lynch (G) 8:59.0, Straub (A), Zwolak (V), Brouillet (Pa), Sander (F); **60-HH**—Betha (MS) 7.4, Whitehouse (ND), Livers (V), Friend (M), Gray (Na).

**HJ**—Pardee (H) 6-9, Harnett (Pr), Bury (FD), tie-Hill (Y) and Vantine (Pe); **BJ**—Cole (M) 24-7, Ohiri (H), Keller (HC), Maiberger (HC), Anderson (Pe); **PV**—Uelses (L) 16-1¼, Plymale (A), Brown (Na), Cruz (V), Markely (Md); **SP**—Gubner (NYU) 61-9½, Wallin (No), Gage (C), Steigerwald (Man), Croasdale (H); **35 LB. WT**—Connors (Man) 61-5½, Gleeson (Na), Corsetti (No), Gage (C), Levendis (Y).

**RELAYS-MILE**—Morgan St (Moore, Bagley, Brown, Lee) 3:16.3, Manhattan, St. John's, NYU, Georgetown; **2-MILE**—Seton Hall (Hennessey, Andrews, H. Germann, G. Germann) 7:33.4, Villanova, Manhattan, Iona Georgetown.

### 22nd Metropolitan Intercollegiate Championships

New York, N. Y., Feb. 11, 1964

**SCORING**—St. John's 44, Manhattan 42½, Fordham 25½, Seton Hall 22, Iona 17, NYU 16, Rutgers 15, Fairleigh Dickinson 7, Queens 4, CCNY 2.

**60**—Perry (F) 6.5, Chandler (NYU), Wheelock (FD), Ellison (SJ), Mattis (M); **600**—Farrell (SJ) 1:11.9, McArdle (M), Tushingham (SH), Cracovia (I), Warren (M); **1000**—Budwick (I) 2:12.8, Hennessey (SH), Bauer (SJ), Shedrick (F), Zane (CCNY); **MILE**—G. Germann (SH) 4:15.8, Dugan (I), Cucchiara (F), Vanderver (R), Walsh (I); **2-MILE**—H. Germann (Sh) 9:21, Loeschhorn (NYU), Sander (F), Bowes (M), Waite (SJ); **60-HH**—Upton (R) 8.2, Caterwood (R), Zimmerman (Q), Trigo (M), Howie Halyard (Q).

**HJ**—Pannell (M) 6½, Bury (FD), tie-Harrington (SJ) and Riley (SJ), Bogart (CCNY); **BJ**—Bell (SJ) 22-11½, Pannell (M), Riley (SJ), Dexter (F), Robinson (F); **SP**—Gubner (NYU) 59, Schimmenti (M), Pollack (SJ), Steigerwald (M), Haffner (M); **PV**—Harrington (SJ) 14-4, Stanhanovich (R), Robinson (F), tie-Gyves (F) and Tyniec (M); **35 LB. WT**—Connors (M) 59-5½, Mead (M), Pollack (SJ), Mathews (SJ), Kammer (F).

**RELAYS-MILE**—Manhattan (Gisolfi, Kozick, Pisanti, McArdle) 3:22.3, St. John's, NYU, Fordham, Iona; **2-MILE**—Seton Hall (Tolentino, G. Germann, Hennessey, Andrews) 7:48.8, Iona, St. John's Fordham, Manhattan.

### 17th Heptagonal Championships

Ithaca, N. Y., Feb. 29, 1964

**SCORING**—Harvard 44, Navy 42, Army 36, Yale 24, Princeton 20, Cornell 19½, Brown 12, Dartmouth 6, Columbia 3½, Penn 1.

**60**—Ball (Pr) 6.3, Sai (N), Awori (H), Ohiri (H), Paskewich (N); **600**—Mottley (Y) 1:09.2, Jenkins (A), Farrell (A), Madaras (Cor), Henderson (B); **1000**—Meehan (H) 2:13.7, Chiappa (H), Clement (A), Wright (N), Hochman (Pr); **MILE**—Straug (A) 4:15.1, Farley (B), Williams (N), O'Donnell (B), Crain (H); **2-MILE**—Sidney (Y) 9:26.6, Byard (Cor), Somers (Pr), Sermier (N), Kinsella (B); **60-HH**—Gray (N) 7.4, Allen (A), Lynch (H), Season (D), Williams (Pr).

**HJ**—Hartnett (Pr) 6-7, Pardee (H), Hill (Y), Alger (A), Hoffman (Cor); **BJ**—Awori (H) 23-6, Ohiri (H), Hayden (D), Lester (N), Steele (A); **PV**—Plymale (A) 15-4, Brown (N), Bolander (Pr), Stanley (N), Bates (D); **SP**—Berkowitz (N) 58¾, Gage (Cor), Mercien (Y), Croasdale (H), Frieden (H); **35 LB. WT**—Gleeson (N) 60-8¼, Gage (Cor), Schillo (A), A. Croasdale (H), Hall (Cor).

**RELAYS-MILE**—Yale (Cole, Jokl, Lieff, Mottley) 3:20.8, tie-Cornell and Columbia, Navy, Brown; **2-MILE**—Harvard (Wahl, Miller, Meehan, Chiappa) 7:48.6, Army, Brown, Navy, Princeton.

### Southeastern Conference Championship

Montgomery, Ala., Feb. 14-15, 1964

**SCORING**—Tennessee 41, Auburn 28, LSU 18, Florida 15, Miss. State 11, Kentucky 10, Alabama 4, Georgia 4, Georgia Tech 1.

**60**—McCormick (Au) 6.4, Moore (MS), Leach (F), Rowe (F); **600**—Smith (Au) 1:12.3, Brown (F), Arthur (K), Albright (LSU); **MILE**—Soderberg (T) 4:20.5, Storey (T), Terrill (Al), Watkins (GT); **1000**—Reddington (T) 2:17.7, Scott (T), Knapp (K), Robinson (MS); **2-MILE**—Storey (T) 9:35.2, Ellington (T), Pinkston (T), Patterson (Au); **60-HH**—Pomphrey (T) 7.6, Hardin (LSU), Bennett (LSU), McGuire (K); **60-LH**—Pomphrey (T) 7.0, Hardin (LSU), McCormick (Au), Bennett (LSU).

**HJ**—Crawford (F) 6-3¾, Rutland (G), Smith (Au), Doesh (F); **BJ**—McCormick (Au) 22-8, Mitchell (Au), Clark (MS), Wilson (F); **PV**—Kocres (T) 13-6, Christopher (Au), Boudreaux (LSU), Beckwith (G); **SP**—Canale (MS) 54-9½, Hernandez (LSU), Hardy (Al), Mann (Au); **MILE RELAY**—Kentucky (Arthur, Knapp, Gallagher, Cox) 3:25.9, LSU, Florida, Auburn.

### 11th Atlantic Coast Conference Championships

Chapel Hill, N.C., Mar. 14, 1964

**SCORING**—Maryland 82, North Carolina 37, South Carolina 22, Duke 17, Clemson 16, Wake Forest 10, N.C. State 6, Virginia 5.

**60**—White (NC) 6.4, Jackson (NC), Cole (M), Wynn (C), Poole (C); **600**—McGuinness (SC) 1:13.2, Prettynann (M), Dobritch (NC), Adams (C), Hemmer (SC); **800**—Crombie (SC) 1:54.1, Bennett (NC), Jacobsen (D), Newton (D), Thomas (M); **MILE**—Maillet (NC) 4:17.2, Turner (WF), Krueger (M), Drown (C), Rose (SC); **2-MILE**—George (M) 9:30.7, Krueger (M), Taylor (WF), Woodcock (NCS), Wann (M); **70-LH**—Cole (M) 7.8, White (NC), Vermillion (M), Finley (M), Sheer (M); **70-HH**—Fogle (M) 8.7, Vermillion (M), Finley (M), Sheer (M), Gatch (SC).

**HJ**—Clark (NC) 6-6, Croft (M), Barnes (D), Gordon (W), Moore (NC); **BJ**—Cole (M) 23-2, Chapman (SC), Leland (C), Kahle (WF), Whitley (NC); **PV**—Bennett (M) 14-6, Markley (M), Kowzum (M), Brown (SC), Thompson (M); **SP**—Samora (M) 53-5, Stewart (D), Torrice (M), Hearon (M), Christensen (SC).

**RELAYS-MILE**—Clemson (Cone, Adams, Shaw, Wynn) 3:26.2, Maryland, North Carolina, South Carolina, Wake Forest; **2-MILE**—Maryland (Boyer, Duffy, Clark, Wynn) 8:04.3, N.C. State, Virginia, North Carolina, Clemson.

### 1964 Southern Conference Championships

Lexington, Va., Feb. 22, 1964

**SCORING**—VMI 44, West Virginia 40, Furman 32, William and Mary 26, Virginia Tech 20, Citadel 16, Davidson 10, Richardson 5.

**60**—Thompson (F) 6.3, Turner (D), McCormick (R), Harris (VT), Stallings (VMI); **600**—Anderson (F) 1:01.4, Hurley (WM), Crotty (VMI), Randolph (WM), Pinder (C); **800**—Tyler (F) 1:56.9, Ward (VMI), Irby (F), Louthan (VMI), Jones (R); **MILE**—Johnson (WM) 4:18.5, Hollifield (F), Engle (VMI), Meador (WV), Morrissey (WV); **2-MILE**—Johnson (WM) 9:39, Morrissey (WV), Sweeney (WV), Meador (WV), Jackson (WM); **LH**—Turner (D) 8.1, Dowden (C), Beall (VMI), Moon (WV), Cronin (VMI); **HH**—Cronin (VMI) 8.8, Beall (VMI), Baillico (VMI), Pennebaker (F).

**HJ**—Moon (WV) 6-4¼, Miller (C), tie among Crowther (VT), Graves (VMI) and Merritt (F); **BJ**—Dowden (C) 22-2½, Sherrard (VMI), Pasquet (VT), Merritt (F), Kuschaba (F); **PV**—Zuraw (WV) 13-6, Mowery (WV), Madagan (VT), Sturgis (VMI), Griffin (WM); **SP**—Karuski (WV) 50-5, Greene (WM), Whaley (WV), Feldman (C), Hudgins (VT); **TJ**—Carter (VT) 44-6, Pasquet (VT), Sherrard (VMI), Finn (VMI), Moon (WV); **MILE RELAY**—Furman (Merritt, Anderson, Thompson, Wales) 3:32.4, William and Mary, West Virginia, VMI, Davidson.

### 54th Big Ten Championships

Columbus, Ohio, Mar. 6-7, 1964

**SCORING**—Michigan 48, Wisconsin 48, Michigan State 32, Purdue 20, Minnesota 16, Illinois 15, Ohio State 13, Indiana 10, Northwestern 7, Iowa 3.

**60**—Moreland (MS) 6.1, Jackson (Ill), Burnley (Mic), Goldston (Ia), Reid (Mic); **600**—Blanchheim (Ill) 30.8, Hunter (Mic), Adams (P), Beverly (MS), Hefflinger (O); **800**—Higginbottom (W) 47.9, Washington (P), Thomas (N), Parker (MS), Sellers (O); **1000**—Bernard (Mic) 1:10.4, Montalbano (W), Heuer (W), Walker (Ind), Uplinger (Min); **880**—Kelly (Mic) 1:53.5, Miller (Min), Norde (Mic), Mather (MS), Anzetti (Ind); **1000**—Martens (MS) 2:10.3, Thronson (Min), Peterson (W), Casto (Mic), Gallo (Ill); **MILE**—Ryan (Mic) 4:14.4, Manley (W), Hayes (Mic), Kaines (MS), Shy (Ind); **2-MILE**—Peterson (Min) 9:10.7, Carius (Ill), Murray (Mic), Strachan (Ind), Assenheimer (N); **70-HH**—Dakin (W) 8.5, Nuttall (Mic), Beatty (W), Woodton (Mic), Grant (Ill); **70-HH**—Smith (W) 7.8, Smith (O), Azikiwe (MS), Anderson (Min), Dakin (W).

**BJ**—Garrett (MS) 24-7, Rowser (Mic), Moore (P), Ahrenholz (P), Sweeney (Mic);



HJ—Ammerman (Mic) 6-8, Densham (Mic), Holden (W), Miller (Ind), McKoy (MS); PV—Neutzling (O) 15-8½, Seiberlich (W), Albrecht (N), Davis (Ind), Hord (O); SP—Schmitt (Mic) 55-9½, Hendrickson (W), Mutchler (MS), Soudek (Mic), Cavotta (O).  
**MILE RELAY**—Purdue (Sneed, Cochran, Washington, Adams) 3:15.2, Michigan, Wisconsin, Michigan St., Iowa.

### 38th Central Collegiate Conference

*Kalamazoo, Mich., Feb. 29, 1964*

**SCORING**—Western Michigan 104, Notre Dame 58, Southern Illinois 33, Drake 19, Wayne State 11.

60—Schrieffer (WM) 6.3, G. Smith (WM), J. Smith (WM), Jackson (WS), Chevraux (ND); 300—Schrieffer (WM), Wheelwright (SI), Williams (WM), Osborne (O), Chevraux (ND); 440—Boyle (ND) 48.7, Strand (WM), Carr (SI), Fendrich (SI), Williams (WM); 600—Boyle (ND) 1:10.7, Noyes (WM), Kaiser (WM), Peters (SI), Lindsay (SI); 880—Cornell (SI) 1:53.7, Weber (D), Schlotterbeck (D), Stewart (WS), Conroy (ND); 1000—Hammerstein (WM) 2:13.1, Flaminio (WM), Walker (SI), Whittine (ND), Bondy (WS); **MILE**—Cornell (SI) 4:10.6, Clark (ND), Browne (WM), Kragie (D), Dean (ND); 2-MILE—Burston (WM) 9:07.6, Gallagher (WM), Carver (ND), Carter (WM), Coffey (ND); 60-HH—Whitehouse (ND) 7.5, Leek (WM), Vogler (WM), Fisher (WM), Falls (WM); 60-LH—Vogler (WM) 6.9, Leek (WM), Whitehouse (ND), Navies (WS), O'Connor (ND).

HJ—Bradley (ND) 6-2, Young (WM), Whitehouse (ND), Fisher (WM), Manning (WM); BJ—Holland (WM) 22-7¼, Bruch (ND), O'Connor (ND), McNamee (ND), Crane (WM); PV—Turcheck (WM) 14-6, Kelly (ND), Kilpelainen (WC), McNamee (ND), Sande (WM); SP—Woodruff (SI) 60-7½, Magrane (D), Zelac (WM), Oatley (WM), O'Boyle (WM); **MILE RELAY**—Western Michigan (Schrieffer, Kaiser, Strnad, Noyes) 3:18.1, Drake, Southern Illinois, Notre Dame, Western Michigan.

### 14th Ohio Conference Championships

*Granville, O., Mar. 14, 1964*

**SCORING**—Mt. Union 70, Denison 37, Ohio Wesleyan 23, Baldwin-Wallace 21, Otterbein 20, Kenyon 19, Capital 15, Akron 8, Hiram 8, Wooster 7, Muskingum 6, Wittenberg 4, Marietta 1, Oberlin 1, Heidelberg.

55—Mooney (MtU) 5.8, McBride (D), Holcombe (B), Reynolds (Ott), Sargent (MtU); 300—Mooney (MtU) 32.3, Faulkner (OWU), McBride (D), Dreyer (D), Brown (Obe); 440—Hawthorne (MtU) 51.6, Dreyer (D), Scheweppe (K), Ebersold (OWU), Sargent (MtU); 600—Hunsaker (C) 1:16.4, Rigge (MtU), Bales (K), Cowler (Hir), Watts (A); 880—Fox (MtU) 1:59.8, Hamalianian (Woo), Wetherbee (A), Merwin (D), Armor (Witt); **MILE**—Fox (MtU) 4:28.9, Campbell (D), Campbell, Al (A), Doran (Ott), Siefers (MtU); 2-MILE—Lewis (C) 9:59.8, Sutton (MtU), Weaver (MtU), Adams (OWU), Brown (Woo); 55-HH—Patterson (D) 6.9, Roud (MtU), Anderson (Mus), Lockemer (Hir), Harris (Woo); 55-LH—Patterson (D) 6.5, Roud (MtU), Moore (Ott), Schmitt (Ott), Vicek (B).

HJ—Green (MtU) 6-1, tie between Clark (D), Patrick (K), and Schmidt (Wit), Knight (Mar); BJ—Bergamasco (B) 22-2, Meeks (Ott), Eichinger (C), Chentow (K), Dudock (A); UV—Burnett (B) 14-3, Reynolds (Ott), McFarland (B), Richardson (OWU), Zollar (OWU); SP—Wallis (K) 49-8, Reuss (OWU), Duda (Mus), Morrow (D), Dahlborg (OWU).

**RELAYS-8-LAP**—Mount Union (Green, Sargent, Hawthorne, Mooney) 2:09.2, Ohio Wesleyan, Otterbein, Baldwin-Wallace, Wooster; **MILE**—Mount Union (Mooney, Riggle, Green, Hawthorne), Hiram, Ohio Wesleyan, Kenyon, Denison.

### 51st Michigan State Relays

*East Lansing, Mich., Feb. 8, 1964*

**TEAMS**—Buffalo St., Central Mich., Central St., Drake, Ferris St., Iowa St., Kansas St., Miami (O.), Michigan, Michigan St., Missouri, Notre Dame, Ohio, Purdue, Toledo, Wayne St., Western Mich.

60—Moreland (MS) 6.1, Alverson (CS), Orr (O), Reid (Mic), Beldner (Mo); 300—Payne (KS) 30.9, Washington (P), Peters (Mo), Burnley (Mic), Osborn (D); 600—Selbe (KS) 1:13.4, Joles (CM), Williams (WM), Bethae (Mo), Mather (MS); 1000—Lingle (Mo) 2:15.7, Sampson (Mic), Jones (Mo), Gosnell (CM), Ward (F); **MILE**—Dutton (KS) 4:17, Prichard (D), Bachelier (M), Nelson (WM), Kaines (MS); 2-MILE—Carver (ND) 9:16.9, Gallagher (WM), Bachelier (M), Bache (P), Bryant (Mo); 70-HH—Nuttall (Mic) 8.6, Johnston (SI), Groff (Mo), LaCore (CM), Vogler (WM); 70-LH—Vogler (WM) 8.0, Johnston (SI), Azikiwe (MS), Truelsen (Mo), Peters (Mo).

BJ—Mayfield (CS) 24-9, Moore (P), Garrett (MS), Rowser (Mic), Holland (WM); SP—Schmitt (Mic) 55-5, Magrane (D), Crews (Mo), Soudek (Mic), Neuman (Mo); HJ—Tunnell (Mo) 6-6, Densham (Mic), Magsig (CM), McKoy (MS), Whitehouse (ND);

PV—Younger (Mo) 14-8, Wade (Mic), Turcheck (WM), tie among Canamare (Mic), Wells (Mic), McNamee (ND) and Kilkelainen (WS).

**SHUTTLE HURDLE**—Western Mich. (Fisher, Leek, Falls, Vogler) 29.9, Missouri, Miami; **SPRINT MEDLEY**—Michigan St. (Parker, Moreland, Beverly, Martens) 3:27.5, Michigan, Wayne St., Kansas St., Western Mich.; **DISTANCE MEDLEY**—Western Mich. (Strnad, Cox, Browne, Burston) 10:01.6, Miami, Notre Dame, Ohio; 2-MILE—Missouri (Ray, Conrad, Rawson, Lingle) 7:33.3, Michigan, Drake, Western Mich., Michigan St.; **COLLEGE MILE**—Miami (Bell, Klink, Bartel, Brubaker) 3:22.8, Central Mich., Toledo, Wayne St., Ferris St.; **UNIVERSITY MILE**—Michigan (Jarema, Romaine, Hunter, Bernard) 3:17.9, Purdue, Michigan St.

### 36th Big Eight Championships

*Kansas City, Mo., Feb. 28-29, 1964*

**SCORING**—Missouri 57, Kansas 47, Oklahoma St. 27, Oklahoma 25, Colorado 19, Nebraska 17, Iowa St. 9, Kansas St. 9.

60—Beldner (M) 6.2, Watson (O), Alexander (KS), Hanson (K), Deramus (O); 440—Miller (OS) 50.0, Wright (K), Peters (M), Burns (C), Crook (N); 600—Gebo (N) 1:11.6, Rawson (M), J. Perry (OS), Winingham (OS), D. Perry (OS); 880—Conrad (M) 1:54.1, Von Ruden (OS), Mizell (O), Rawson (M), Oviatt (O); 1000—Lingle (M) 2:11.6, Hadley (K), Brose (O), Donner (K), Dutton (KS); **MILE**—Lingle (M) 4:10.0, Conrad (M), Coane (K), Wighton (C), Hadley (K); 2-MILE—Lawson (K) 9:14.4, Silverberg (K), Acevedo (K), McCoy (C), Lehman (K); HH—Miller (C) 7.4, Johnston (IS), Chambers (K), Hewitt (O), Groff (M); LH—Miller (C) 6.8, Groff (M), Hewitt (O), Sayers (K), Johnston (IS).

HJ—Smith (K) 6-6, Laverty (OS), Tunnell (M), Twiss (K), Winters (KS); BJ—Brooks (N) 24-2½, Jacobson (IS), Hines (KS), Watson (O), Martin (K); PV—Manning (K) 15-8, Younger (M), Holsinger (OS), Farrell (O), Fanucchi (K); SP—Crews (M) 57-11, Neuman (M), Inman (O), Beltzer (N), Galbos (C); **MILE RELAY**—Oklahoma St. (Miller, D. Perry, J. Perry, Bothwell) 3:18.6, Nebraska, Missouri, Colorado, Oklahoma.

### 23rd Colorado Invitationals

*Boulder, Colo., Mar. 21, 1964*

**TEAMS**—Adams St., Colorado Col., Colorado State U., Colorado U., Denver, Kansas St., Northeastern, Tulsa, Wyoming.

60—Alexander (K) 6.2, Robinson (W), Cheskin (CU), Morton (CU); 440—Burns (CU) 49.9, Marshall (CU), Cain (D), Cheskin (CU); 880—Yahn (CSU) 1:56.5, Nossaman (CU), Bryan (CU), Jones (A); **MILE**—Wighton (CU) 4:21.8, Dutton (K), Lundquist (CSU), Gregorio (W); **MILE (open)**—Glyde (Unatt) 4:31.0, Hessel (Unatt), McClure (Unatt), Marinex (N); 2-MILE—Courcamp (D) 9:35.6, McCoy (CU), Degen (CU), McGinnis (CC); 60-HH—Miller (CU) 7.5, Houghton (CU), Beard (K), Hooker (K); 60-LH—Miller (CU) 6.9, Saffell (W), Hooker (K), Houghton (CU).

HJ—Winters (K) 6-6, Napierskie (W) tie-Blair (CSU) and Washington (W); BJ—Hines (K) 24-1½, Burkett (CSU), Weingarten (W), Blair (CSU); PV—Grimes (CU) 14.0, Metro (W), Roark (CU), Johnson (D); PV (open)—Meyers (Unatt) 15-7½, Koerner (Unatt), Nelson (CSU); SP—Galbos (CU) 53-3, Foster (CSU), Kincaid (A), Ariel (W); **MEDLEY-SP**—Binder (Unatt) 186-9½, Galbos (CU), King (Unatt), Mooney (Unatt); TJ—Kelly (Unatt) 49-1¼, Daugherty (T), Burkett (CSU), tie-Blair (CSU) and Hart (D); **MILE RELAY**—Colorado (Marshall, Cheskin, Burns, Miller) 3:20.3, Kansas St., Wyoming, Adams St.

### Rocky Mountain Athletic Conference

*Golden, Colo., Mar. 12, 1964*

**SCORING**—Colo. Mines 70½, Adams St. 60, Colo. State Col. 32, Colorado Col. 29½, Western St. 15.

50—Smith (AS), Welch (CSC), Brinkworth (CM); 220—Welch (CSC) 24, Holmgren (CM), Holly (CM); 440—Walters (AS) 52.2, Hladik (CSC), Campbell (CM); 880—Applegate (CM) 2:03, Jones (AS), Shidler (CC); **MILE**—McGinnis (CC) 4:44.7, Gallegos (AS), Touselee (CM); 2-MILE—Rouse (WS) 10:39, Touselee (CM), Owens (CSC); 50-LH—Brinkworth (CM), 6, Garcilaso (CM), Looisli (CC); 50-HH—Looisli (CC) 6, Hedgecoke (AS), White (CM).

HJ—tie-Looisli (CC) and Premer (WS) 6, tie-Dunn (AS) and Porter (AS), tie-Lyman (CM) and Wilson (WS); BJ—Riley (CM) 20-8¾, Porter (AS), Alonso (AS); PV—Stuart (WS) 12-6, Crown (CSC), Henderson (CSC); SP—Kincaid (AS) 52-6¼, Brinkworth (CM) Tomasini (CSC); HSJ—Taylor (CM) 44-9¾, Davis (AS), Ronlov (CM); **MILE RELAY**—Adams St. (Smith, Ellis, Jones, Walters) 3:36.1, Colo. Mines, Colorado, Col.



# 1964 Cross-Country Runs

Compiled by ED SCHNEIDER, *The Chicago American*

## 26th National Collegiate University Division Championship

East Lansing, Mich., Nov. 23, 1964

### 1964 CROSS-COUNTRY ALL-AMERICA TEAM

(First 15 finishers)

Pos.	Name, Team	Time	Pos.	Name, Team	Time
1	Elmore Banton, Ohio U.	20:07.5	8	Joseph Lynch, Georgetown	20:30.3
2	Bill Clark, Notre Dame	20:14.2	9	Mike Coffey, Notre Dame	20:31.1
3	James M. Murphy, AF	20:17.5	10	Jack Bachelor, Miami (O)	20:32.6
4	David Wighton, Colorado	20:18.3	11	Bruce Burston, W. Mich.	20:33.4
5	Walter Hewlett, Harvard	20:24.3	12	Harry McCalla, Stanford	20:35.2
6	Pierson Lorandean Kent St	20:26.2	13	Dick Krenzer, Brig. Young	20:36.5
7	M. Gallagher, W. Mich.	20:29	14	Barry Brown, Providence	20:37.8
			15	David Hyland, Villanova	20:42.1

Pos.	Name, Team	Time	Pos.	Name, Team	Time
16	Lawrence Smith, Ohio U.	20:42.5	53	Joel Vore, Miami (O.)	21:18.2
17	Laurie Elliott, Houston	20:44.7	54	David V. Bartel, Miami (O.)	21:19.2
18	Donald Clark, West. Mich.	20:49.9	55	Eamon O'Reilly, Georgetown	21:20
19	Kenneth Moore, Oregon	20:52.7	56	Mike Decker, Miami (O.)	21:20.3
20	Donald Scott, Oregon	20:53.2	57	Thomas Yergovich, Kansas	21:20.4
21	Robert Crooks, Ohio U.	20:53.3	58	David Storey, Tennessee	21:21.3
22	Lee Assenheimer, Northwest'n	20:55.1	59	David Wegner, Minnesota	21:23.8
23	Craig Boydston, Northwestern	20:55.8	60	George Balthrop, Mich. St.	21:24
24	John Lawson, Kansas	20:56	61	Richard Urbina, Georgetown	21:24.1
25	Daniel Tonn, Oregon	20:56.5	62	Bruce Fraser, Wisconsin	21:25
26	William Silverberg, Kansas	20:57.5	63	John Blair, Ohio U.	21:26
27	Bruce Mortenson, Oregon	20:58.2	64	C. Nightingale, Kansas St.	21:27.3
28	Steve Smith, West. Mich.	20:59.2	65	Dale Cordova, Bowling Green	21:27.5
29	Darry Beardall, Brig. Young	20:59.4	66	Robert Barber, Tennessee	21:28
30	Norman Cooper, Houston	21:00	67	Louis Kotekos, Villanova	21:28.1
31	Ed Dean, Notre Dame	21:01.3	68	John Loeschhorn, N.Y.U.	21:28.2
32	Martin Cooley, Brig. Young	21:01.5	69	Larry Welch, Notre Dame	21:28.9
33	David Wise, Kent State	21:03.1	70	Larry Dimberger, Notre Dame	21:29
34	John Dzelzkalns, Rutgers	21:04.3	71	Michael Kames, Mich. St.	21:29.1
35	George Sajewycz, Georgetown	21:04.6	72	David Allen, Harvard	21:29.2
36	David Eichenlaub, Pittsburgh	21:05.2	73	Norris Peterson, Minnesota	21:29.7
37	George Scott, Oklahoma City	21:05.4	74	Faustin Baron, Houston	21:30
38	Bob Walsh, Notre Dame	21:05.5	75	Robin Lingle, Missouri	21:30.5
39	Harry Bilof, Wyoming	21:07.8	76	Jerome Riordan, Providence	21:30.6
40	Edoardo Duchini, Georgetown	21:08.8	77	Larry Farmer, Oklahoma St.	21:31
41	Louis Coppens, Dela. Valley	21:09.7	78	Thomas Heinonen, Minnesota	21:31.2
42	Robert Foley, Air Force	21:11.1	79	Ted Nelson, West. Mich.	21:33.2
43	James Carter, Western Mich.	21:11.3	80	Ron Trapp, North Central	21:34.5
44	Thomas Sullivan, Villanova	21:11.4	81	Robert Lalley, Cortland St.	21:34.7
45	Darnell Mitchell, Ohio U.	21:12.2	82	David Brown, Air Force	21:37.1
46	William Moore, Central State	21:12.7	83	Richard Levy, Houston	21:38.4
47	Robert Delaney, Brig. Young	21:14.8	84	James Smith, Harvard	21:39.2
48	Ray Barrus, Brigham Young	21:15.5	85	Richard Ewing, Kentucky St.	21:39.6
49	James Johnson, Wm. & Mary	21:16.3	86	Bob Redington, Tennessee	21:40
50	Coppley Vickers, Tennessee	21:16.4	87	Alan Irwin, Houston	21:40.8
51	Robert Williams, Oregon	21:16.5	88	Robert Fusco, Providence	21:41.4
52	Eric Zemper, Michigan St.	21:17.5	89	John Heller, Wayne	21:41.5

Course: 4 miles; Condition: Satisfactory; Weather: Clear, wind 17 MPH (36 degrees). SCORING—Western Mich. 86, Oregon 116, Ohio U. 120, Notre Dame 122, Brigham Young 136, Georgetown 162, Miami (O.) 219, Houston 235, Kansas 254, Air Force 288, Tennessee 290, Villanova 304, Providence 308, Harvard 337, Minnesota 359, Michigan State 365, Pittsburgh 440, Bowling Green 470, Oklahoma City 473, William & Mary 500, Drake 526, Wayne 576, Southern Illinois 583.

## 7th National Collegiate College Division Championship

Wheaton, Ill., Nov. 14, 1964

### 1964 CROSS-COUNTRY ALL-AMERICA TEAM

(First 15 finishers)

Pos.	Name, Team	Time	Pos.	Name, Team	Time
1	Ed Schneider, NE Mo.	19:43.9	8	Somer Brown, MIT	20:34
2	William Moore, Cent. St.	19:44.8	9	Dave Shuler, W. Liberty	20:38
3	Gene Takle, Luther	20:02	10	Louis Coppenu, Dela. Val.	20:39
4	Donald Knox, Ky. State	20:02	11	Al Morton, S.D. State	20:40
5	Richard Ewing, Ky. St.	20:29	12	Michael Hartman, Beloit	20:41
6	Robert Lally, Cortland St.	20:30	13	Ernest Wilson, No. Dak.	20:42
7	Dan Trapp, N. Central	20:33	14	Terry McDonald, NE Mo.	20:46
			15	Roger Hauck, Buffalo St.	20:54

Pos.	Name, Team	Time	Pos.	Name, Team	Time
16	Robert Sevene, Alfred	20:56	31	John Jackson, MacAlester	21:22
17	Robert Fitis, Cortland St.	20:59	32	Stephen Rybolt, Ball State	21:25
18	Gerald Kusok, NEMo. St. Tch.	21:00	33	Bill Taylor, Iowa St. Col.	21:25
19	Dennis Hunson, Ky. State	21:08	34	John Cybulski, Aquinas	21:26
20	Charles Stanberry, Chicago	21:09	35	Doug Carlson, Monmouth	21:27
21	Roger Grooters, N.D. State	21:11	36	Lyle Koistinen, S.D. State	21:29
22	Loren Wilkison, Wheaton	21:14	37	Rod Moore, Ashland	21:30
23	Fred Loras, Slippery Rock	21:16	38	Roger Malquist, Mankato St.	21:31
24	George Pfaff, Mankato St.	21:17	39	Ralph Murphy, Dela. Valley	21:33
25	Al Kriep, Iowa St. Col.	21:18	40	Thomas Robinson, Albany St.	21:34
26	Frank Bonebrake, Indiana St.	21:20	41	Don Race, Washash	21:35
27	Craig Quinn, NE Missouri	21:20	42	Joe Nelson, Mankato St.	21:36
28	Tim Corcoran, Beloit	21:20	43	Leroy Schramm, Valparaiso	21:40
29	Peter Bannink, Calvin	21:21	44	Rich Engel, Iowa St. Col.	21:40
30	Jack Hildebrand, Chicago	21:21	45	Mike Urio, Valparaiso	21:41

SCORING—Ky. State 95, NE Missouri 105, Iowa State Col. 164, S.D. State 190, Mankato St. 192, Ball State 208, Valparaiso 213, Luther 254, MacAlester 256, Calvin 258, St. Joseph's 261, Chicago 266, North Central 318, Albany St. 319, Washash 352, Wartburg 366, Aquinas 371, Dela. Valley 373, North Dakota 445, Elmhurst 484, West Liberty St. 508, DePauw 524, Concordia Tchrs. 668.

## 56th ICAAAA University Division Championship

Course—5 Miles, Van Cortlandt Park, N. Y., Nov. 16, 1964

SCORING—Georgetown 52, Notre Dame 69, Villanova 128, Michigan 149, Navy 177, Harvard 178, Providence 194, Penn State 252, Pittsburgh 255, Syracuse 276, Army 287, St. John's 320, Fordham 381, Manhattan 421, New York U. 434, Northeastern 454, Penn 457, Rutgers 487, Rhode Is. 508, Mass. 513, Princeton 538, Cornell 539, Columbia 551.

1. Lynch (G) 24:41.8, 2. Hewlett (H) 24:47, 3. Clark (ND) 24:53, 4. Loeschhorn (NYU), 5. Perry (G), 6. Hyland (V), 7. Coffey (ND), 8. McCollam (MS), 9. Warner (A), 10. Dean (ND).

## 3rd ICAAAA College Division Championship

Course—5 Miles, Van Cortlandt Park, N. Y., Nov. 16, 1964

SCORING—Iona 72, Colgate 119, LaSalle 121, Wesleyan 123, West Chester 147, Temple 153, MIT 159, Maine 162, Kings Point 181, Delaware 182, CCNY 253, Lafayette 281.

1. O'Connell (CCNY) 25:35, 2. Ripple (LeMoyne) 25:52, 3. Dugan (I) 26:30, 4. Brown (MIT), 5. Stevens (Alfred), 6. Galloway (W), 7. Stafford (D), 8. Smith (KP), 9. Brown (T), 10. Belmonte (KP).

## 26th Heptagonal Games Championship

Course—5 Miles, Van Cortlandt Park, N. Y., Nov. 6, 1964

SCORING—Navy 33, Harvard 51, Brown 90, Army 109, Princeton 140, Pennsylvania 171, Cornell 186, Columbia 221, Yale 225, Dartmouth 232

1. Hewlett (H) 25:03.3, 2. Allen (H) 25:59, 3. Williams (N) 26:03, 4. Boog (B), 5. Sermie (N), 6. Lawlor (N), 7. Rothenberg (B), 8. Crain (H), 9. Brantigan (N), 10. Horton (N).



### National Collegiate Champions, 1938 to 1964

Held Over Four-Mile Course at East Lansing, Mich.

Year	Individual Champions	Time	Team Champions	Team Score
1938	Greg Rice, Notre Dame	20:12.9	Indiana	51
1939	Walter Mehl, Wisconsin	20:30.9	Michigan State	54
1940	Gil Dodds, Ashland	20:00.0	Indiana	65
1941	Fred Wilt, Indiana	20:32.1	Rhode Island State	83
1942	Ollie Hunter, Notre Dame	20:18.0	Penn State and Indiana	57
1943	(not run)			
1944	Fred Feiler, Drake	21:04.2	Drake	25
1945	Fred Feiler, Drake	21:14.2	Drake	50
1946	Quentin Brelsford, Ohio Wes.	20:22.9	Drake	42
1947	Jack Milne, North Carolina	20:41.1	Penn State	60
1948	Bob Black, Rhode Island State	19:52.3	Michigan State	41
1949	Bob Black, Rhode Island State	20:25.7	Michigan State	59
1950	Herb Semper, Kansas	20:31.7	Penn State	53
1951	Herb Semper, Kansas	20:09.5	Syracuse	80
1952	Charles Capozzoli, Georgetown	19:36.7	Michigan State	65
1953	Wes Santee, Kansas	19:43.5	Kansas	70
1954	Allen Frame, Kansas	19:54.2	Oklahoma A&M	61
1955	Charles Jones, Iowa	19:57.4	Michigan State	46
1956	Walter McNew, Texas	19:55.7	Michigan State	28
1957	Max Truex, Southern California	19:12.3	Notre Dame	121
1958	Crawford Kennedy, Michigan St.	20:07.1	Michigan State	79
1959	Al Lawrence, Houston	20:35.7	Michigan State	44
1960	Al Lawrence, Houston	19:28.2	Houston	54
1961	Dale Story, Oregon State	19:46.6	Oregon State	68
1962	Tom O'Hara, Loyola	19:20.3	San Jose St.	58
1963	Victor Zwolak, Villanova	19:35.0	San Jose St.	53
1964	Elmore Banton, Ohio U.	20:07.5	Western Mich.	86

### 38th Metropolitan Intercollegiate Championship

Course—5 Miles, Van Cortlandt Park, Nov. 3, 1964

Scoring—Fordham 63, Manhattan 67, Iona 95, Rutgers 108, St. John's 118, Seton Hall 127, New York U 137, CCNY 210, Fairleigh Dickinson 268, Queens 277.

1. Loeschhorn (NYU) 25:38.2, 2. O'Connell (CCNY) 25:57, 3. Welling (M) 26:04, 4. Andrews (SH), 5. Cucchiarra (F), 6. Furnell (SJ), 7. Kearney (M), 8. Dugan (I), 9. Dzelzkains (R), 10. Sheehan (M).

### 15th LeMoyne College Invitational Championship

Course—4.2 Miles, East Syracuse, N. Y., Oct. 3, 1964

SCORING—Roberts Wesleyan 61, Albany St. 71, Brockport 84, Buffalo St. 108, Oswego St. 110, LeMoyne 158, Hartwick 181, Buffalo 203, Rochester Tech and Siena 222, Canisius 278, Ithaca 305, Harpur 365.

1. Ripple (L) 20:07, 2. Hauck (BS), 3. Robinson (AS), 4. Teal (RW), 5. Connolly (S), 6. Schilling (Br), 7. Perrins (Hart), 8. Allison (RW), 9. Tuttle (AS), 10. Westfield (Br).

### New York State Association Championship

Course—4.5 Miles, Oswego, N. Y., Nov. 7, 1964

SCORING—Roberts Wesleyan 80, Cortland 108, Brockport 109, Alfred 124, Hartwick 132, Oswego St. 138, LeMoyne 151, Hamilton 163, RPI 198, Buffalo 266, Pittsburgh St. 282, Union 357, Ithaca 412, Harpur 465.

1. Lally (C) 22:50.5, 2. Ripple (L), 3. Hauck (Bu), 4. Sevene (A), 5. Fitts (C), 6. Allison (RW), 7. Teal (RW), 8. Glover (Hart), 9. Fries (C), 10. Schilling (Br).

### 12th Atlantic Coast Conference Championship

Course—4 Miles, Clemson, S. C., Nov. 9, 1964

SCORING—Maryland 45, North Carolina 72, Virginia 77, South Carolina 82, Wake Forest 101, Clemson 142, Duke 173, N.C. State (no team score, only four men finished).

1. Crombie (SC) 20:46.8, 2. Meade (NC) 20:48.0, 3. Henry (M) 20:53.0, 4. Allen (V), 5. Snell (WF), 6. Viehman (WF), 7. Mailet (NC), 8. Caldwell (V), 9. Wann (M), 10. George (M), 11. French (M), 12. Matthews (M), 13. Smith (SC), 14. Poulos (SC),

15. Loughran (V), 16. Drown (C), 17. Middleton (M), 18. Koester (M), 19. Via (WF), 20. Bell (NC).

### Southeastern Conference Championship

Course—4 Miles, Atlanta, Ga., Nov. 23, 1964

SCORING—Auburn 23, Mississippi St. 48, Florida 61, Kentucky 96, Alabama and LSU did not finish full team.

1. Smyly (MS) 20:40.3, 2. McWater (A) 20:44, 3. Anderson (A) 20:45, 4. Beicke (MS), 5. Bruce (A), 6. Terrell (Ala), 7. Storey (A), 8. Kramer (A), 9. Diggins (MS), 10. Gebhard (F), 11. Wilson (F), 12. Williams (A), 13. Gallagher (K), 14. Brown (F), 15. Brinson (F), 16. Bailey (Ala), 17. Opperman (F), 18. Cobb (A), 19. Dykes (MS), 20. Robinson (MS).

### 3rd Ohio Valley Conference Championship

Course—4 Miles, Murfreesboro, Tenn., Nov. 21, 1964

SCORING—Western Kentucky 42, Eastern Kentucky 55, Murray St. 61, Tennessee Tech 86, East Tennessee 149, Austin Peay 153, Morehead St. 196, Middle Tenn 199.

1. Gierberg (Mu) 20:04, 2. Boyd (Mu) 21:00, 3. Whalen (EK) 21:01, 4. McAnelly (EK), 5. Sullivan (WK), 6. Wells (TT), 7. Deluca (WK), 8. Sears (WK), 9. Holden (WK), 10. Beasley (EK).

### Virginia Intercollegiate Meet

Course—4-2 Miles, Lexington, Va., Nov. 6, 1964

SCORING—William & Mary 23, VMI 33, Wash. & Lee 97, Old Dominion 116, Bridewater 137, VPI 146, Richmond 160.

1. Johnson (W&M) 20:58.2, 2. Philpott (W&M) 21:48.2, 3. Jackson (W&M) 21:49, 4. Turner (VMI), 5. Ward (VMI), 6. Frazer (VMI), 7. Bouis (VMI), 8. Ryan (W&M), 9. Bernstein (W&M), 10. Green (OD).

### 50th Big Ten Championship

Course—4 Miles, Urbana, Ill., Nov. 9, 1964

SCORING—Minnesota 35, Michigan St. 59, Wisconsin 91, Northwestern 99, Iowa

1. Assenheimer (N) 20:11, 2. Peterson (M) 20:13, 3. aines (MS) 20:18, 4. Heinonen (M), 5. Fraser (W), 6. McCollam (MS), E. Boydston (N), 8. Weigel (M), 9. Zemper (MS), 10. Wegner (M), 11. Valentine (M), 12. Shy (In), 13. Weinert (W), 14. Elwell (M), 15. Hesser (Ia), 16. Cothorn (N), 17. Gaffin (M), 18. Balthrop (MS), 19. Tierman (Ia), 20. Tullberg (W).

### Central Collegiate Conference Championship

Course—4 Miles, Washington Park, Chicago, Ill., Nov. 13, 1964

SCORING—Notre Dame 53, Western Michigan 54, Kansas 59, Ohio U. 78, Miami (O.) 113, Bowling Green 157, Southern Illinois 163.

1. Clark (ND) 18:45.8, 2. Silverberg (K) 18:52, 3. Banton (OU) 18:56, 4. Burston (WM), 5. Bachelar (M), 6. Lorandau (Kent St.), 7. Gallagher (WM), 8. Lawson (K), 9. Walsh (ND), 10. Smith (OU).

### Midwest Conference Championship

Chicago, Ill., Nov. 21, 1964

SCORING—Carleton 37, St. Olaf 58, Beloit 64, Cornell 131, Grinnell 136, Lawrence 156, Monmouth 168, Ripon 200, Coe 223, Knox 248.

1. Hartman (B), 2. Fanselow (SO), 3. Carlson (M), 4. Brook (Ca), 5. Harrison (Ca), 6. Richards (Ca), 7. Beckford (C), 8. Corcoran (B), 9. Smith (Ca), 10. Thornblom (SO).

### Coe College Invitational Meet

Course—3 Miles, Cedar Rapids, Ia., Oct. 24, 1964

SCORING—Cornell and Loras 29 each, St. Ambrose 87, Coe 89.

1. Jamison (Cor) 16:26.6, 2. Kruse (L) 16:36.5, 3. Arch (L) 16:47, 4. McGuire (Cor), 5. Munoz (L), 6. Herbert (Cor), 7. Domino (L), 8. Blake (Cor), 9. Lillis (SA), 10. Mueller (Cor).

### All-Ohio Meet

Course—4 Miles, Terre Haute, Ind., Nov. 7, 1964

SCORING—Ohio U. 30, Miami 71, Bowling Green 94, Akron 162, Kent St 173, Mount Union 186, Ohio Wesleyan 215, Central St. 220, Ashland and Baldwin Wallace 240, Capital 258, Wittenberg 301, Oberlin 316, Otterbein 350, Muskingum 399, Denison 479.

1. Banton (OU) 19:55.5, 2. Moore (CS) 20:10, 3. Lorandau (KS) 20:11, 4. Smith (OU), 5. Bachler (Mi), 6. Mitchell (OU), 7. Cordova (BG), 8. Blair (OU), 9. Wetherbee (AK), 10. Wise (KS).



**Indiana College Conference Championship**

Course—4 Miles, Indianapolis, Ind., Oct. 31, 1964

SCORING—Indiana St. 33, Ball State 43, Valparaiso 65, Butler 111, DePauw 112, St. Joseph's 169.

1. Bonebrake (IS) 21:34, 2. Rybolt (BS) 21:50, 3. Draper (IS) 22:03, 4. Hustonn (BS), 5. Volpatti (B), 6. White (IS), 7. Vrio (V), 8. Sparks (BS), 9. Wooden (V), 10. Stoll (V).

**Indiana Big State Meet**

Course—4 Miles, Indianapolis, Ind., Oct. 31, 1964

SCORING—Notre Dame 16, Indiana 85, Valparaiso 130, Earlham 137, Ball State 141, Taylor 146, Indiana St. 155, Indiana Central 173, Wabash 252, Anderson 287, Butler 299, DePauw 318, Rose Poly 391, St. Joseph's 433.

1. Clark (ND) 19:35, 2. Walsh (ND) 19:46, 3. Coffey (ND) 19:56, 4. Dean (ND), 5. Shy (I), 6. Dimberger (ND), 7. Fennelly (ND), 8. Bonebrake (IS), 9. Gunn (E), 10. Vrio (V).

**Indiana Little State Meet**

Course—4 Miles, Indianapolis, Ind., Oct. 31, 1964

SCORING—Valparaiso 80, Earlham 83, Ball State 87, Taylor 88, Indiana St. 103, Indiana Central 117, Wabash 193, Anderson 223, DePauw 253, Butler 259, Rose Poly 323, St. Joseph's 364.

1. Bonebrake (IS) 20:28, 2. Gunn (E) 20:32, 3. Vrio (V) 20:42, 4. Race (W), 5. Pybolt (B), 6. Jarosinski (IC), 7. Schramm (V), 8. Baumgardner (T), 9. Humtoon (BS), 10. Draper (IS).

**7th Presidents' Athletic Conference Championship**

Cleveland, Ohio, Nov. 14, 1964

SCORING—Wayne State U. 30, Eastern Michigan 49, Bethany 89, Case Tech 115, Allegheny 130, Thiel 185, Washington &amp; Jefferson 201, Western Reserve 204, John Carroll 213.

1. Norman (EM) 20:28.5, 2. Klopfer (WS) 20:51.5, 3. Holler (WS) 21:10, 4. Reamer (WS), 5. Mason (EM), 6. Sleeman (EM), 7. Strauss (T), 8. Papp (CT), 9. Stern (CT), 10. Sipes (WS).

109, Indiana 117.

**Big Eight Conference Championship**

Manhattan, Kans., Nov. 7, 1964

SCORING—Kansas 31, Oklahoma St. 68, Colorado 72, Kansas St. 80, Nebraska 133, Iowa St. 156, Missouri 161, Oklahoma 175.

1. Wighton (C) 14:12, 2. Silverberg (K) 14:20, 3. Lawson (K) 14:30, 4. Nightingale (KS), 5. Lingle (M), 6. Yergobich (K), 7. McCubbins (OS), 8. Van Ruden (OS), 9. Hadley (K), 10. Hamala (C), 11. Holm (K), 12. Lehmann (KS), 13. Lee (Is), 14. Farmer (OS), 15. Harper (KS), 16. English (O), 17. Gallagher (C), 18. Blakley (OS), 19. Toothacher (N), 20. Goodwin (C).

**North Central Conference Championship**

Course—4 Miles, Sioux Falls, S. D., Nov. 7, 1964

SCORING—State Col. of Iowa 36, So. Dakota St. U. 45, No. Dakota St. U. 80, So. Dakota 102, No. Dakota 113.

1. Grooters (NDS) 20:59.5, 2. Wilson (ND) 21:10, 3. Koistinen (SDS) 21:11, 4. Morton (SDS), 5. Fergo (Morningside), 6. Bergan (SCI), 7. Messersmith (SCI), 8. Kniep (SCI), 9. Brinkert (SCI), 10. Rogge (Augustant).

**Big Sky Athletic Conference**

Course—3.95 Miles, Ogden Utah, Nov. 7, 1964

TEAMS—Idaho St., Weber St., Montana.

1. Scott (IS) 19:26, 2. Trujillo (WS) 19:27, 3. Friesz (M) 19:28, 4. Maxfield (IS), 5. King (Is).

**RECORDS SECTION**

On the following pages are listed the current official World, American, National Collegiate, and National Collegiate Championship records. Elsewhere in the Guide are listed the National Junior College and High School Records.

**World Records**

Following are the official World Records as accepted by the International Amateur Athletic Federation as of Oct. 1964. Marks which have bettered these accepted records, but which have not been recognized as yet, are listed as pending. Only the best pending mark per event is listed.

**RUNNING EVENTS**

100-yard—9.1—Bob Hayes (USA) St. Louis, Mo., June 21, 1963  
 220-yard (straightaway)—20.0—Dave Sime (USA) Sanger, Calif., June 9, 1956; Frank Budd (USA) Villanova, Pa., May 12, 1962.  
 220-yard (full turn)—20.2—Henry Carr (USA) Tempe, Ariz., Apr. 4, 1964.  
 440-yard—44.9—Adolph Plummer (USA) Temple, Ariz., May 25, 1963.  
 880-yard—1:45.1—Peter Snell (NZ) Christchurch, N. Z., Feb. 3, 1962.  
 One-mile—3:54.4—Peter Snell (NZ) Wanganui, N. Z., Jan. 27, 1962.  
 Two-mile—8:29.6—Michel Jazy (France) Paris, France, June 6, 1963. Pending—8:26.4—Robert Schul (USA) Woodland Hills, Calif., Aug. 29, 1964.  
 Three-mile—13:10.0—Murray Halberg (NZ) Stockholm, Sweden, July 25, 1961.  
 Six-mile—27:43.8—Sandor Iharos (Hungry) Budapest, Hungary, July 15, 1956.  
 Ten-mile—47:40.0—Basil Heatley (GB) London, England, Apr. 15, 1961.  
 Fifteen-mile—1:14:01.0—Emil Zatopek (Czech.) Celakovice, Czech., Oct. 29, 1955.  
 One-hour—12 miles, 960 yds—Bill Baillie (NZ) Auckland, N.Z., Aug. 24, 1963.

**RUNNING EVENTS—METRIC DISTANCES**

100-meter—10.0—Armin Hary (Germany) Zurich, Switzerland, June 21, 1960; Harry Jerome (Canada), Saskatoon, Canada, July 15, 1960.  
 200-meter (straightaway)—20.0—Dave Sime (USA) Sanger, Calif., June 9, 1956; Frank Budd (USA) Villanova, Pa., May 12, 1962.  
 200-meter (full turn)—20.2—Henry Carr (USA) Tempe, Ariz., Apr. 4, 1964.  
 400-meter—44.9—Otis Davis (USA) Rome, Italy, Sept. 6, 1960; Carl Kaufmann (Germany) Rome, Italy, Sept. 6, 1960; Adolph Plummer (USA) Tempe, Ariz., May 25, 1963. Pending—44.9—Mike Larrabee (USA) Los Angeles, Calif., Sept. 12, 1964.  
 800-meter—1:44.3—Peter Snell (NZ) Christchurch, N. Z., Feb. 3, 1962.  
 1000-meter—2:16.7—Sigfried Valentin (Germany) Potsdam, Germany, July 19, 1960.  
 1500-meter—3:35.6—Herb Elliott (Australia) Rome, Italy, Sept. 6, 1960.  
 2000-meter—5:01.6—Michel Jazy (France) Paris, France, June 14, 1962.  
 3000-meter—7:49.2—Michel Jazy (France) St. Maur, France, June 27, 1962.  
 5000-meter—13:35.0—Vladimir Kuts (USSR) Rome, Italy, Oct. 13, 1957.  
 10,000-meter—28:18.2—Pyotr Bolotnikov (USSR) Moscow, USSR, Aug. 11, 1963.  
 20,000-meter—59:28.6—Bill Baillie (NZ) Auckland, N.Z., Aug. 24, 1963.  
 25,000-meter—1:16:36.4—Emil Zatopek (Czech.) Celakovice, Czech., Oct. 29, 1955.



30,000-meter-1:34:32.2-V. Baikov (USSR) Moscow, USSR, June 22, 1963.  
3000-meter steeplechase-8:29.6-Gaston Roelants (Belgium) Louvain, Belgium, Sept. 7, 1963.

### HURDLES

120-yard and 110-meter high-13.2-Martin Lauer (Germany) Zurich, Switzerland, July 7, 1959; Lee Calhoun (USA) Bern, Switzerland, Aug. 21, 1960.  
220-yard and 200-meter low (straightaway)-21.9-Don Styron (USA) Baton Rouge, La., Apr. 2, 1960.  
200-meter (full turn)-22.5-Martin Lauer (Germany) Zurich, Switzerland, July 7, 1959; Glenn Davis (USA) Bern, Switzerland, Aug. 20, 1960.  
400-meter intermediate-49.2-Glenn Davis (USA) Budapest, Hungary, Aug. 6, 1958; Salvatore Morale (Italy) Belgrade, Yugoslavia, Sept. 14, 1962 Pending-49.1-Rex Cawley (USA) Los Angeles, Calif., Sept. 13, 1964.  
440-yard intermediate-49.3-Cert Potgieter (South Africa) Bloemfontein, S.A., Apr. 16, 1960.

### FIELD EVENTS

High jump-7-5/4-(2.28m)-Valeriy Brumel (USSR) Moscow, USSR, July 21, 1963.  
Pole Vault-17-3-Fred Hansen (USA) Los Angeles, Calif., July 25, 1964.  
Broad jump-27-3/4-(8.31m)-Igor Ter-Ovanesyan (USSR) Erivan, USSR, Oct. 6, 1962.  
Pending-27-4/4-Ralph Boston (USA) Los Angeles, Calif., Sept. 12, 1964.  
Triple jump-55-10 1/2 (17.03m)-Jozef Schmidt (Poland) Olsztyn, Poland, Aug. 5, 1960.  
Shot put-67-10-Dallas Long (USA) Los Angeles, Calif., July 25, 1964.  
Discus throw-206-6-Al Oerter (USA) Walnut, Calif., Apr. 25, 1964.  
Hammer throw-231-10 (70.67m)-Hal Connolly (USA) Stanford, Calif., July 21, 1962.  
Javelin throw-284-7 (86.74m)-Carlo Lievore (Italy) Milan, Italy, June 1, 1961.

### RELAYS

440-yard (one turn)-39.6-University of Texas (Wally Wilson, Eddie Southern, Hollis Gaine, Ralph Alspaugh) Modesto, Calif., May 30, 1959.  
440-yard (two turns)-40.0-University of Oregon (Mel Renfro, Mike Gaechter, Jerry Tarr, Harry Jerome) Modesto, Calif., May 25, 1962; Great Britain National Team (Peter Radford, Ron Jones, David Jones, Berwyn Jones) London, England, Aug. 3, 1963.  
880-yard-1:22.6-Abilene Christian College (Bill Woodhouse, Jim Segrest, George Peterson, Bobby Morrow) Modesto, Calif., May 31, 1958.  
One-mile-3:04.5-Arizona State University (Mike Barrick, Henry Carr, Ron Freeman, Ullis Williams) Walnut, Calif., Apr. 27, 1963.  
Two-mile-7:19.0-Oregon State University (Jan Underwood, Jerry Brady, Norm Hoffman, Morgan Groth) Modesto, Calif., May 25, 1963; Villanova University (J. Orr, A. Adams, T. Sullivan, N. Carroll) Los Angeles, Calif., May 15, 1964.  
Four-mile-16:09.0-University of Oregon (Archie San Romani, Vic Reeve, Keith Forman, Dyrrol Burleson) Fresno, Calif., May 12, 1962.  
400-meter-39.1-United States National Team (Hayes Jones, Frank Budd, Charley Frazier, Paul Drayton) Moscow, USSR, July 15, 1961.  
800-meter-1:22.6-Abilene Christian College (Bill Woodhouse, Jim Segrest, George Peterson, Bobby Morrow) Modesto, Calif., May 31, 1958.  
1600-meter-3:02.2-United States National Team (Jack Yerman, Earl Young, Glenn Davis, Otis Davis) Rome, Italy, Sept. 8, 1960.  
3200-meter-7:15.8-Belgian National Team (A. Ballieux, A. Langenus, E. Leva, Roger Moens) Brussels, Belgium, Aug. 8, 1956.  
6000-meter-14:58.0-D.V.L. National Team (M. Matuschewski, J. May, S. Harman, S. Valentin) Potsdam, Germany, July 23, 1963.

### OTHER EVENTS

Decathlon-9121 points-C. K. Yang (Nationalist China) Walnut, Calif., Apr. 27-28, 1963.

## American Records

Following are the official American Records for collegiate and olympic track and field events as accepted by the Amateur Athletic Union of the United States. An American Record can be made by an American citizen competing anywhere in the world, or by a citizen of any nation competing in the United States. Where the American record is held by a foreign competitor the American Citizens' Record is listed in parenthesis.

### RUNNING EVENTS

100-yard-9.1-Bob Hayes (Florida A&M) St. Louis, Mo., June 21, 1963.  
220-yard (full turn)-20.2-Henry Carr (Arizona State U.) Tempe, Ariz., Apr. 4, 1964.  
440-yard-44.9-Adolph Plummer (U. of New Mexico) Tempe, Ariz., May 25, 1963  
880-yard-1:46.4-Morgan Groth (Oregon State U.) Kingston, Jamaica, Aug. 15, 1964.  
One-mile-3:54.9-Pete Snell (New Zealand) Modesto, Calif., May 25, 1963. (Citizen's record-3:55.5-Jim Beatty (LATIC) Compton, Calif., June 7, 1963.)  
Two-mile-8:26.4-Robert K. Schul (Dayton AC) Woodland Hills, Calif., Aug. 29, 1964.  
Three-mile-13:15.6-Robert K. Schul (Miami U.) Compton, Calif., June 5, 1964.  
Six-mile-27:54.0-Ronald Larrieu (LATIC) Woodland Hills, Calif., Aug. 12, 1964.

### RUNNING EVENTS-METRIC DISTANCES

100-meter-10.1-Willie Williams (U.S. Army) Berlin, Germany, Aug. 3 and 5, 1956; Ira Murchison (U.S. Army) Berlin, Germany, Aug. 4, 1956; Leamon King (U. of California) Ontario, Calif., Oct. 20, 1956 and Santa Ana, Calif., Oct. 27, 1956; Ray Norton (San Jose State) San Jose, Calif., Apr. 18, 1959; Dave Sime (Duke AC) Walnut, Calif., Aug. 12, 1960.  
200-meter (straightaway)-20.0-Dave Sime (Duke) Sanger, Calif., June 9, 1956; Frank Budd (Villanova) Villanova, Pa., May 12, 1962.  
200-meter (full turn)-20.2-Henry Carr (Arizona State U.) Tempe, Ariz., Apr. 4, 1964.  
400-meter-44.9-Otis Davis (U. S. Olympic Team) Rome, Italy, Sept. 6, 1960; Adolph Plummer (U. of New Mexico) Tempe, Ariz., May 25, 1963; Mike Larrabee (So. Calif. Striders) Los Angeles, Calif., Sept. 12, 1964.  
800-meter-1:45.8-Tom Courtney (U.S. Army) Oslo, Norway, Aug. 9, 1957.  
1500-meter-3:38.1-Tom O'Hara (Loyola U.) New Brunswick, N.J., June 28, 1964.  
5000-meter-13:38.0-Robert K. Schul (Miami U.) Compton, Calif., June 5, 1964.  
10,000-meter-28:24.8-William M. Mills (U.S. Olympic Team) Tokyo, Japan, Oct. 14, 1964.  
3000-meter steeplechase-8:30.8-Zdzislaw Krzyszkowiak (Poland) Chicago, Ill., July 1, 1962. (Citizen's record-8:34.2-George L. Young (U.S. Olympic Team) Tokyo, Japan, Oct. 15, 1964.)

### HURDLES

120-yard and 110-meter high-13.2-Lee Calhoun (U.S. Olympic Team) Bern, Switzerland, Aug. 21, 1960.  
220-yard and 200-meter low (straightaway)-21.9-Don Styron (NE Louisiana State) Baton Rouge, La., Apr. 2, 1960.  
200-meter low (full turn)-22.5-Glenn Davis (U.S. National Team) Bern, Switzerland, Aug. 20, 1960.  
220-yard low (full turn)-22.7-Charles Tidwell (U. of Kansas) Berkeley, Calif., June 13, 1958.  
400-meter intermediate-49.1-Rex Cawley (Pasadena AA) Los Angeles, Calif., Sept. 13, 1964.  
440-yard intermediate-49.6-Rex Cawley (U. of So. Calif.) Albuquerque, N. M., June 15, 1963.

### FIELD EVENTS

High jump-7-5-Valeriy Brumel (USSR) Stanford, Calif., July 22, 1962. (Citizen's record-7-3/4-John Thomas (Boston U.) Stanford, Calif., July 1, 1960.)  
Pole vault-17-4-Fred Hansen (Gulf AA) Los Angeles, Calif., July 25, 1964.  
Broad jump-27-4/4-Ralph Boston (So. Calif. Striders) Los Angeles, Calif., Sept. 13, 1964.  
Triple jump-54-5/2-Vladimir Goryayev (USSR) Stanford, Calif., July 22, 1962. (Citizen's record-53-11-Ira Davis (Phil. Pioneer Club) Los Angeles, Calif., July 26, 1964.)  
Shot put-67-10-Dallas Long (Pasadena AA) Los Angeles, Calif., July 25, 1964.  
Discus throw-206-6-Al Oerter (New York AC) Walnut, Calif., Apr. 25, 1964.



**Hammer throw**—231-10—Hal Connolly (U.S. National Team) Stanford, Calif., July 21, 1962.

**Javelin throw**—282-3½—Al Cantello (USMC) Compton, Calif., June 5, 1959.

#### RELAYS

**440-yard (one turn)**—39.6—U. of Texas (Wally Wilson, Eddie Southern, Hollis Gaaney, Ralph Alspaugh) Modesto, Calif., May 30, 1959.

**440-yard (two turns)**—40.0—U. of Texas (Wally Wilson, Eddie Southern, Hollis Gaaney, Bobby Whilden) Austin, Tex., May 10, 1957; U. of Oregon (Mel Renfro, Mike Gaechter, Jerry Tarr, Harry Jerome) Modesto, Calif., May 25, 1962; Grambling College (D. Meadows, D. Stebbins, V. Ragsdale, D. Owens) Walnut, Calif., Apr. 25, 1964 and Modesto, Calif., May 23, 1964.

**880-yard**—1:22.6—Abilene Christian Col. (Bill Woodhouse, Jim Segrest, George Peterson, Bobby Morrow) Modesto, Calif., May 31, 1958.

**One-mile**—3:04.5—Arizona State U. (Mike Barrick, Henry Carr, Ron Freeman, Ullis Williams) Walnut, Calif., Apr. 27, 1963.

**Two-mile**—7:19.0—Oregon State U. (Jan Underwood, Jerry Brady, Norm Hoffman, Morgan Groth) Modesto, Calif., May 25, 1963; Villanova U. (J. Orr, A. Adams, T. Sullivan, N. Carroll) Los Angeles, Calif., May 15, 1964.

**Four-mile**—16:09.0—U. of Oregon (Archie San Romani, Vic Reeve, Keith Forman, Dyrrol Burleson) Fresno, Calif., May 12, 1962.

**Distance medley (440, 880, 1320, mile)**—9:35.0—Santa Clara Valley Youth Village (Albie Gordon, Mike Peake, Jim Beatty, Laszlo Tabori) Fresno, Calif., May 14, 1960.

**400-meter**—39.0—U. S. Olympic Team (O. Drayton, G. Ashworth, R. Stebbins, R. Hayes) Tokyo, Japan, Oct. 21, 1964.

**1600-meter**—3:00.7—U. S. Olympic Team (O. Cassell, M. Larrabee, U. Williams, H. Carr) Tokyo, Japan, Oct. 21, 1964.

#### OTHER EVENTS

**Decathlon**—9121 points—Yang Chuan Kwang (UCLA-Nationalist China) Walnut, Calif., Apr. 27-28, 1963.

**Pentathlon**—3482 points—Bill Toomey (SCVYV) Boulder, Colo., July 8, 1961.

## National Collegiate Records

*Made by undergraduate collegiate competitors from four-year, degree granting institutions, representing a varsity team of their institution or United States national teams, and accepted by the Track and Field Rules Committee of the National Collegiate Athletic Association. Athletes are considered to be collegians throughout their four years of competition and for a period of 30 days following the completion of their work for a degree or the end of their fourth season of competition. Claims for National Collegiate records should be sent to Walter Byers, NCAA, Fairfax Building, Kansas City, Mo., on the prescribed application form which may be obtained from the NCAA.*

#### RUNNING EVENTS

**100-yard**—9.2—Frank Budd (Villanova) New York, N.Y., June 24, 1961; Bob Hayes (Florida A&M) Coral Gables, Fla., Feb. 17, 1962; Harry Jerome (Oregon) Vancouver, Canada, Aug. 25, 1962 and Toronto, Canada, Sept. 3, 1962; Darel Newman (Fresno State) Fresno, Calif., May 9, 1964.

**220-yard (straightaway)**—20.0—Dave Sime (Duke) Sanger, Calif., June 9, 1956; Frank Budd (Villanova) Villanova, Pa., May 12, 1962.

**220-yard (turn)**—20.2—Henry Carr (Arizona State U.) Tempe, Ariz., Apr. 4, 1964.

**440-yard**—44.9—Adolph Plummer (New Mexico) Tempe, Ariz., May 25, 1963.

**880-yard**—1:46.4—Morgan Groth (Oregon State) Kingston, Jamaica, Aug. 15, 1964.

**One-mile**—3:56.9—Tom O'Hara (Loyola) St. Louis, Mo., June 22, 1963.

**Two-mile**—8:42.5—Dyrrol Burleson (Oregon) Eugene, Ore., Apr. 7, 1962.

**Three-mile**—13:15.6—Bob Schul (Miami U., O.) Compton, Calif., June 5, 1964.

**Six-miles**—28:35.8—Al Lawrence (Houston) Houston, Tex., Mar. 2, 1960.

#### RUNNING EVENTS—METRIC DISTANCES

**100-meter**—10.1—Leamon King (California) Ontario, Calif., Oct. 20, 1956 and Santa Ana, Calif., Oct. 27, 1956; Ray Norton (San Jose St.) San Jose, Calif., Apr. 18, 1959; Charles Tidwell (Kansas) Houston, Tex., June 10, 1960; Bob Hayes (Florida

A&M) Hassleholm, Sweden, Aug. 17, 1962; Trenton Jackson (Illinois) Eugene, Ore., June 19, 1964; Harry Jerome (Oregon) Eugene, Ore., June 19, 1964 and June 20, 1964; Pending—10.0—Bob Hayes (Florida A&M) Tokyo, Japan, Oct. 15, 1964.

**200-meter (straightaway)**—20.0—Dave Sime (Duke) Sanger, Calif., June 9, 1956; Frank Budd (Villanova) Villanova, Pa., May 12, 1962.

**200-meter (turn)**—20.2—Henry Carr (Arizona State) Tempe, Ariz., Apr. 4, 1964.

**400-meter**—44.9—Adolph Plummer (New Mexico) Tempe, Ariz., May 25, 1963.

**800-meter**—1:46.4—George Kerr (Illinois) Berkeley, Calif., June 18, 1960; Morgan Groth (Oregon State) Kingston, Jamaica, Aug. 15, 1964.

**1500-meter**—3:38.1—Tom O'Hara (Loyola) New Brunswick, N. J., June 27, 1964.

**500-meter**—13:38.0—Bob Schul (Miami, O.) Compton, Calif., June 5, 1964.

**10,000-meter**—29:28.4—Jim Keefe (Central Conn. State) Hannover, Germany, July 31, 1963.

**3000-meter steeplechase**—8:42.0—Vic Zwolak (Villanova) Eugene, Ore., June 20, 1964.

#### HURDLES

**120-yard high**—13.3—Jerry Tarr (Oregon) Eugene, Ore., May 19, 1962.

**110-meter high**—13.5—Dick Attlesley (Southern Calif.) Helsinki, Finland, July 10, 1950; Hayes Jones (Eastern Mich.) Stanford, Calif., July 2, 1960.

**220-yard and 200-meter low (straightaway)**—21.9—Don Styron (NE Louisiana St.) Baton Rouge, La., Apr. 2, 1960.

**220-yard and 200-meter low (full turn)**—22.7—Charley Tidwell (Kansas) Berkeley, Calif., June 13, 1958.

**330-yard intermediate**—36.2—Jim Miller (Colorado) Boulder, Colo., Apr. 13, 1963.

**400-meter intermediate**—49.5—Glenn Davis (Ohio State) Los Angeles, Calif., June 29, 1956.

**440-yard intermediate**—49.6—Rex Cawley (Southern Calif.) Albuquerque, N.M., June 15, 1963.

#### FIELD EVENTS

**High jump**—7-3¼—John Thomas (Boston) Stanford, Calif., July 1, 1960.

**Pole vault**—16-8—Brian Sternberg (Washington) Compton, Calif., June 7, 1963.

**Broad jump**—27-½—Ralph Boston (Tennessee A&I) Modesto, Calif., May 17, 1961.

**Triple jump**—52-4—Charles Craig (Fresno State) Fresno, Calif., May 9, 1964.

**Shot put**—65-10½—Dallas Long (Southern Calif.) Los Angeles, Calif., May 18, 1962.

**Discus throw**—193-4—Bill Neville (Occidental) Walnut, Calif., May 9, 1964.

**Hammer throw**—213-10—John Lawlor (Boston U.) Bakersfield, Calif., June 25, 1960.

**Javelin throw**—273-10½—Bill Alley (Kansas) Houston, Tex., June 10, 1960.

#### RELAYS

**440-yard**—40.0—Texas (Wally Wilson, Eddie Southern, Hollis Gaaney, Bobby Whilden) Austin, Tex., May 11, 1957; Oregon (Mel Renfro, Mike Gaechter, Jerry Tarr, Harry Jerome) Modesto, Calif., May 16, 1962; Grambling (Don Meadows, Richard Stebbins, Vernus Ragsdale, Don Owens) Walnut, Calif., Apr. 25, 1964 and Modesto, Calif., May 23, 1964.

**880-yards**—1:22.6—Abilene Christian (Waymond Griggs, Bill Woodhouse, Jim Segrest, Bobby Morrow) Modesto, Calif., May 31, 1958; Abilene Christian (Cal Cooley, Dennis Richardson, Bud Clanton, Earl Young) Austin, Tex., Apr. 7, 1961.

**One-mile**—3:04.5—Arizona State U. (Mike Barrick, Henry Carr, Ron Freeman, Ullis Williams) Walnut, Calif., Apr. 27, 1963.

**Two-mile**—7:19.0—Oregon State (Jan Underwood, Jerry Brady, Norm Hoffman, Morgan Groth) Modesto, Calif., May 25, 1963.

**Four-mile**—16:09.0—Oregon (Archie San Romani, Vic Reeve, Keith Forman, Dyrrol Burleson) Fresno, Calif., May 12, 1962.

**Sprint medley (440-220-220-880)**—3:17.7—Oregon State (Bob Johnson, Lynn Eves, Gary Comer, Norm Monroe) Modesto, Calif., May 26, 1962.

**Distance medley (440-880-1320-mile)**—9:36.2—Oregon (Sig Ohlemann, Archie San Romani, Vic Reeve, Dyrrol Burleson) Corvallis, Ore., May 31, 1962.

**480-yard high hurdles**—57.5—Winston-Salem (Carl Brown, Russ Rogers, Joe Middleton, Elias Gilbert) Philadelphia, Pa., Apr. 26, 1959.

#### OTHER EVENTS

**Decathlon**—9121 points—C. K. Yang (UCLA) Walnut, Calif., Apr. 27-28, 1963.



## National Collegiate Championship Records

The best performances made in the annual National Collegiate Athletic Association Track and Field Championship Meets and accepted by the NCAA.

### RUNNING EVENTS

- 100-yard—9.3—Bobby Morrow (Abilene Christian) Austin, Tex., June 14, 1957; Frank Budd (Villanova) Eugene, Ore., June 15, 1962; Darel Newman (Florida State) Fresno, Calif., June 12-13, 1964.
- 220-yard (straightaway)—20.4—Ralph Metcalfe (Marquette) Chicago, Ill., June 17, 1933; Melvin Patton (Southern Calif.) Los Angeles, Calif., June 18, 1949.
- 220-yard (full turn) 20.5—Henry Carr (Arizona State U.) Albuquerque, N.M., June 15, 1963; Bob Hayes (Florida A&M) Fresno, Calif., June 12-13, 1964.
- 440-yard (two turns)—45.7—Glenn Davis (Ohio State) Berkeley, Calif., June 13, 1958.
- 880-yard—1:47.2—Don Bowden (California) Austin, Tex., June 15, 1957.
- One-mile—8:46.8—Dyrol Burleson (Oregon) Eugene, Ore., June 18, 1962.
- Two-mile—8:46.3—Alex Henderson (Arizona State U.) Berkeley, Calif., June 13, 1958.
- Three-mile—13:47.7—Pat Clohessy (Houston) Philadelphia, Pa., June 17, 1961.
- Six-mile—30:32.9—Julio Marin (Southern Calif.) Albuquerque, N.M., June 13, 1963.
- 3000-meter steeplechase—8:48.6—Pat Traynor (Villanova) Eugene, Ore., June 16, 1962.

### RUNNING EVENTS—METRIC DISTANCES

- 100-meter—10.1—Harry Jerome (Oregon) Eugene, Ore., June 18-20, 1964.
- 200-meter (straightaway)—20.3—Ralph Metcalfe (Marquette) Chicago, Ill., June 11, 1932.
- 200-meter (full turn)—20.5—Henry Carr (Arizona St.) Albuquerque, N.M., June 15, 1963.
- 400-meter (two turns)—45.7—Ted Woods (Colorado) Berkeley, Calif., June 18, 1960.
- 800-meter—1:46.4—George Kerr (Illinois) Berkeley, Calif., June 18, 1960.
- 1500-meter—3:40.4—Morgan Groth (Ore. State) Eugene, Ore., June 18-20, 1964.
- 500-meter—14:12.3—Jim Murphy (Air Force) and Bill Straub (Army) Eugene, Ore., June 18-20, 1964.
- 10,000-meter—29:37.8—Dan Murphy (San Jose St.) Eugene, Ore., June 18-29, 1964.
- 1500-meter—3:44.2—Dyrol Burleson (Oregon) Berkeley, Calif., June 18, 1960.
- 5000-meter—14:19.8—Al Lawrence (Houston) Berkeley, Calif., June 18, 1960.
- 10,000-meter—31:15.3—Selwyn Jones (Michigan State) Berkeley, Calif., June 16, 1956.

### HURDLES

- 120-yard high—13.6—Lee Calhoun (North Carolina Col.) Austin, Tex., June 15, 1957.
- 110-meter high—13.7—Lee Calhoun (North Carolina Col.) Berkeley, Calif., June 16, 1956; Bobby May (Rice) Eugene, Ore., June 18-20, 1964.
- 220-yard low (straightaway)—22.2—Ancel Robinson (Fresno State) Austin, Tex., June 15, 1957.
- 220-yard low (full turn)—22.7—Charles Tidwell (Kansas) Berkeley, Calif., June 13, 1958.
- 440-yard and 400-meter intermediate—49.6—Rex Cawley (Southern Calif.) Albuquerque, N.M., June 15, 1963.

### FIELD EVENTS

- High jump—7-2—John Thomas (Boston U.) Philadelphia, Pa., June 17, 1961.
- Pole vault—16-4 $\frac{1}{2}$ —Brian Sternberg (Washington) Albuquerque, N.M., June 15, 1963.
- Broad jump—26-9 $\frac{1}{4}$ —Gayle Hopkins (Arizona) Eugene, Ore., June 18-20, 1964.
- Shot put—64-7—Dallas Long (Southern Calif.) Eugene, Ore., June 15, 1962.
- Discus throw—190- $\frac{1}{2}$ —Sim Iness (Southern Calif.) Lincoln, Nebr., June 20, 1953.
- Hammer throw—209-2—John Lawlor (Boston U.) Berkeley, Calif., June 18, 1960.
- Javelin throw—268-9—Bill Alley (Kansas) Berkeley, Calif., June 18, 1960.
- Triple jump—51-9 $\frac{1}{4}$ —Charles Craig (Fresno State) Fresno, Calif., June 12-13, 1964.

# JUNIOR COLLEGE SECTION

## 1964 Junior College National Honor Roll

Compiled by GIL BISHOP  
Director of Athletics, Bakersfield College

Outstanding marks for inclusion in the 1965 National Junior College Honor Roll should be forwarded to Gil Bishop, Bakersfield College, Bakersfield, California. In the rankings below, the college is in California unless otherwise noted. NJCAA member marks outside California provided by the NJCAA Service Bureau. Wind-aided performances are not recognized. Special notations: n—non-winning.

### 100-YARD DASH

Name, College	Best Mark
T. Williams, Contra Costa	9.3
Burdette, Hartnell	9.5
Smith, Blinn (Tex.)	9.5
Biancani, American River	9.6
Hill, Los Angeles City	9.6
White, Pensacola (Fla.)	9.6
Jones, Reedley	9.6
Sanders, Oakland	9.6n

### 220-YARD DASH

Smith, Blinn (Tex.)	21.2
A. Williams, Howard County (Tex.)	21.2
Jones, Reedley	21.3
T. Williams, Howard County (Tex.)	21.3
T. Williams, Contra Costa	21.3n
Coker, Victoria (Tex.)	21.3

### 440-YARD DASH

Langham, Howard County (Tex.)	47.3
Perry, Howard County (Tex.)	48.0n
Patterson, Lubbock Christian (Tex.)	48.3n
Sullivan, San Bernardino	48.4
King, Oakland	48.4
Biancani, American River	48.4
Achee, Pierce	48.4

### 880-YARD DASH

King, American River	1:50.8
Blanchard, Glendale	1:51.4n
Murray, L. A. Valley	1:51.4n
Fendia, Cerritos	1:52.0n
Berridge, Pierce	1:52.7
Figueroa, Pierce	1:52.7

### ONE-MILE RUN

R. Delaney, Santa Ana	4:05.4
Cooley, Pierce	4:06.5n
Neff, American River	4:07.8
Goodson, Long Beach	4:11.2
Smith, East Los Angeles	4:12.3n

### TWO-MILE RUN

R. Delaney, Santa Ana	8:57.4
Cooley, Pierce	9:07.4
Carson, San Bernardino	9:12.4n
Krotser, Citrus	9:19.0
Aguirre, Santa Ana	9:19.3

### 120-YARD HIGH HURDLES

Name, College	Best Mark
Greenwood, San Bernardino	13.9
Copeland, East Los Angeles	14.1
Gillette, East Los Angeles	14.2
Rockwell, San Mateo	14.2n
Williams, Fresno	14.2n
Johnson, Oakland	14.2n
Burrell, L. A. Valley	14.3

### 330-YARD INTERMEDIATE HURDLES

White, Sequoias	37.4
Houser, Fullerton	37.4
Greenwood, San Bernardino	37.4n
Meuter, Yakima Valley (Wash.)	38.0
Shipman, Pensacola (Fla.)	38.0

### HIGH JUMP

Caruthers, Santa Ana	7'1"
Burrell, L. A. Valley	6'10 $\frac{1}{2}$ "
Johnson, L. A. Harbor	6'10 $\frac{1}{2}$ "
Wimfield, San Mateo	6'10 $\frac{1}{2}$ "
Jones, Bakersfield	6'8 $\frac{1}{2}$ "
Mitchell, Sequoias	6'7 $\frac{3}{4}$ "

### LONG JUMP

Ard, Modesto	24'9 $\frac{1}{2}$ "
A. Williams, Howard Co. (Tex.)	24'5 $\frac{1}{2}$ "
Williamson, Fresno	24'3"
Kennedy, San Diego	24'3"
Helton, Riverside	24' $\frac{1}{2}$ "

### POLE VAULT

House, Glendale	15'2 $\frac{1}{2}$ "*
Lovera, Citrus	15'1"
Berge, Orange Coast	15'1 $\frac{1}{2}$ "*
Heier, Bakersfield	15'1 $\frac{1}{2}$ "
Waltmire, Fullerton	14'9 $\frac{1}{2}$ "
Stempel, Columbia Basin (Wash.)	14'7 $\frac{1}{2}$ "

\* Did not meet National Record standards.

### SHOT PUT

Smith, Long Beach	57'8 $\frac{1}{2}$ "
Ridge, Reedley	57'7 $\frac{1}{2}$ "
Fite, Chaffey	55'9 $\frac{1}{2}$ "
Montgomery, L. A. Harbor	54'6 $\frac{1}{2}$ "
Finley, NM Military (NMex)	54'4 $\frac{1}{2}$ "



DISCUS		MILE RELAY	
Name, College	Best Mark	Name, College	Best Mark
Mooney, Scottsbluff (Neb.)	175'11"	Howard County (Tex.)	3:11.2n
Fite, Chaffey	174'7½"	Pierce	3:13.4n
Treadwell, Phoenix (Ariz.)	172'	American River	3:13.9
Ridge, Reedley	171'11"	Oakland	3:15.9
Richwood, Wenatchee (Wash.)	166'6½"	East Los Angeles	3:16.4
JAVELIN		TWO-MILE RELAY	
Emerick, Yakima Val. (Wash.)	218'6"	Santa Ana	7:32.7
Dodge, Hutchinson (Kan.)	216'6"	Pierce	7:36.2n
Von Rosen, Phoenix (Ariz.)	209'10½"	Long Beach	7:38.3n
Benkrude, Santa Ana	205'3"	L. A. Valley	7:42.0n
Lovera, Citrus	203'1"	Citrus	7:42.2
TRIPLE JUMP		SPRINT MEDLEY RELAY	
Danna, San Jose	48'7"	American River	3:24.8
Howard, San Bernardino	48'6"	Santa Ana	3:26.4
Dymally, Los Angeles City	48'1½"	Howard County (Tex.)	3:27.1
Miller, Diable Valley	48'1¼"	Cerritos	3:27.7n
Williamson, Fresno	47'6"	Victoria (Tex.)	3:28.0
		Mt. San Antonio	3:28.0n
440-YARD RELAY		DISTANCE MEDLEY RELAY	
Victoria (Tex.)	41.1	American River	9:53.4
Howard County (Tex.)	41.2n	Santa Ana	9:58.7n
Oakland	41.6	El Camino	10:07.2n
Phoenix (Ariz.)	41.8n	Pierce	10:08.0
San Francisco City	41.9n	San Mateo	10:14.3n
L. A. City	41.9		
880-YARD RELAY		SHUTTLE HURDLES RELAY	
Oakland	1:26.0	Oakland	56.4
L. A. City	1:26.2n	San Mateo	57.1n
Contra Costa	1:26.6	Fresno	57.4
Fresno	1:27.4n	Phoenix (Ariz.)	57.4
American River	1:27.5n	San Bernardino	57.8

## 23rd National Junior College Championships

Big Spring, Tex., May 15-16, 1964

**SCORING**—Phoenix 122, Howard County 120, Blinn 45, Victoria 35, Hutchinson 24, NE Colorado 22, Eastern Arizona 20, Pratt 19, Lubbock Christian 18, Grand Rapids 15, San Antonio 15, Ricks 14, Coffeyville 13, Scottsbluff 10, Iola 7, Pensacola 6, Cisco 6, San Jacinto 4, Navarro 4, Garden City 3, Parson 2, New Mexico Military 1.

**100**—Turner (Pr) 9.5, A. Williams (HC), Smith (B), T. Williams (HC), Jackson (V), McCartney (V); **220**—Smith (B) 21.6, Turner (Pr), Hall (Ph), A. Williams (HC), T. Williams (HC), McCartney (V); **440**—Langham (HC) 47.3, Perry (HC), Patterson (L.C.), Williams (HC), McCartney (V); **880**—Rodriguez (SA) 1:55.5, Flynn (B), DeGoffeau (GR), Butler (Co), Schifferle (GR); **1.5**—Martinez (NEC) 4:25.6, Felik (Pe), Klinefelter (SJ), Horton (G.C.), Franklin (V); **MILE**—Martinez (NEC) 9:47.4, Roberts (R), Martinez (NEC), Josewama (Ph), Martinez (SA), Kidder (GR); **120-HH**—Orr (Ph) 14.5, Parker (HC), Draper (HC), Carter (HC), Wright Criolo (SA); **120-HH**—Orr (Ph) 14.5, Parker (HC), Draper (HC), Carter (HC), Wright Criolo (SA); **330-IH**—Spear (EA) 38.8, Parker (HC), Robinson (EA), Draper (HC), Carter (HC), Tylich (V).

**HJ**—Eddings (Ph) 6-4, Williams (HC), Parker (R), Haarmeyer (B), Hedge (Co), Francis (NMM); **BJ**—Williams (HC) 24-5¼, Field (Co), Sledge (Ph), Trevino (B), Love (Ci), Patterson (H); **PV**—Markham (Ph) 14-1, Harris (Ph), Allen (NEC), Hart (L.C.), Jackson (Ph), Wynn (V); **SP**—Treadwell (Ph) 159-3, Treadwell (Ph), Napier (HC), Brister (Ci), Mooney (S), Blevins (D); **JAV**—Mans (H) 195-8, Stanfield (H), VonRosen (Ph), Dodge (H), Allison (Pa), Uzzle (B).

**RELAYS**—440—Victoria (Jackson, Coker, Branden, McCartney) 41.1, Howard County (Phoenix, Eastern Arizona, Blinn, Coffeyville); **MILE**—Howard County (Teagarden, Williams, Perry, Langham) 3:11.2, Victoria, Blinn, Phoenix, Lubbock Christian, Grand Rapids; **SPRINT MEDLEY**—Howard County (Langham, Williams, Williams, Perry) 3:27.1, Victoria, Lubbock Christian, Phoenix, Blinn, Hutchinson.

## National Junior College Records

Made by competitors attending a two-year college and accepted by the National Joint Junior College Track Records Committee. Records must be established during the academic year, except during Olympic years. Claims for National Junior College records should be submitted to Gil Bishop, Bakersfield College, Bakersfield, Calif., or Nelson Sorem, Hutchinson Junior College, Hutchinson, Kan.

- 100-yard dash**—9.3s—Travis Williams (Contra Costa), Fresno, Calif., May 9, 1964.  
**220-yard dash**—20.3s—David Morris (Pasadena CC), Modesto, Calif., May 26, 1962.  
**440-yard dash**—46.6s—Gary Comer (Pierce Col.) Modesto, Calif., May 27, 1961.  
**880-yard run**—1m. 48.6s—Ray Van Alsten (Mt. San Antonio) Walnut, Calif., Apr. 28, 1962.  
**One-mile run**—4m. 5.4s—Robert Delaney (Santa Ana), Modesto, Calif., May 23, 1964.  
**Two-mile run**—8m. 57.4s—Robert Delaney (Santa Ana), Los Angeles, Calif., Apr. 18, 1964.  
**120-yard high hurdles**—13.9s—George Greenwood (San Bernardino Valley), Modesto, Calif., May 23, 1964.  
**220-yard low hurdles**—22.6s—Willie White (Los Angeles Harbor JC) Compton, Calif., May 31, 1957.  
**330-yard intermediate hurdles**—37.4s—Ron Houser (Fullerton Col.), San Bernardino, Calif., Apr. 10, 1964; David White (Col of Sequoias), Modesto, Calif., May 23, 1964.  
**High jump**—7ft. 1¼in.—Joseph Faust (Mt. San Antonio) Norwalk, Calif., Apr. 19, 1962.  
**Broad jump**—26ft. 1¼in.—Ernest Shelby (Pierce JC) Bakersfield, Calif., June 22, 1956.  
**Hop, step and jump**—51ft. 10¾in.—Mahoney Samuels (Foothill Col.) Fresno, Calif., May 12, 1962.  
**Pole vault**—15ft. 1in.—Mike Lovera (Citrus Col), Azusa, Calif., Feb. 28, 1964.  
**Shot put**—59ft. 11in.—Don Castle (Foothill Col.) San Jose, Calif., May 3, 1963.  
**Discus**—187ft. 5in.—Les Mills (Foothill Col.) Modesto, Calif., May 18, 1963.  
**Javelin**—256ft. 2in.—Larry Stuart (Santa Ana), Fresno, Calif., May 12, 1962.  
**440-yard relay**—41s—Bakersfield (Curtis Young, Wilbert Holley, Ron Suggs, Dennis Johnson), Fresno, Calif., May 4, 1960.  
**880-yard relay**—1m. 25.6s—Riverside JC (Hovis Bess, Finley Culpepper, Bryant Allen, Clyde Jeffrey) Fresno, Calif., May 14, 1938; San Diego JC (Roscoe Cook, Fred Lucas, Dave Grayson, Bobby Staten) Fresno, Calif., May 10, 1958.  
**One-mile relay**—3m. 11.2s—Howard County JC (Bruce Teagarden, A. J. Williams, John Perry, Steve Langham), Big Spring, Tex., May 16, 1964.  
**Two-mile relay**—7m. 32.7s—Santa Ana (Mike Eck, Bob Kane, Bill Delaney, Bob Delaney), Fresno, Calif., May 9, 1964.  
**Four-mile relay**—17m. 13.9s—Santa Ana (Clyde Rilea, George Aguirre, Jon Keith, Bob Delaney) Santa Ana, Calif., May 29, 1963.  
**Sprint medley relay**—3m. 22.8s—Mt. San Antonio (Ray Van Asten, Lee Phillips, Duane Reidenback, Bob Miltz) Walnut, Calif., Apr. 28, 1961.  
**Distance medley relay**—9m. 53.4s—American River Col. (Al Biancani, Kay King, Roy Vogel, Joe Neff), Fresno, Calif., May 9, 1964.  
**480-yard shuttle hurdle relay (low, high, low, high)**—55.9s—San Bernardino Valley (Cordell Cain, George Greenwood, Cliff Brown, Bunny Brown) Walnut, Calif., Apr. 26, 1963.

The 44th annual National Collegiate Track and Field Championships will be held June 17-19, 1965 at the University of California, Berkeley, Calif.



# HIGH SCHOOL SECTION

## 1964 High School Honor Roll

Compiled by WILLIAM W. RUSSELL

Commissioner, California Interscholastic Federation

Outstanding marks for inclusion in the 1965 Honor Roll should be forwarded to the Secretaries of the various State High School Athletic Associations by whom they will be approved and forwarded to Wm. W. Russell, Commissioner, CIF, 525 East Hyde Park Place, Inglewood, Calif.

Performances made by eligible high school athletes whose schools are members of their State High School Athletic Associations; performances made in interscholastic competition at a meet involving five or more schools; winning performances in races without wind assistance.

### 100-YARD DASH

Name, School, Location	Best Mark
Hines, McClymonds HS, Oakland	9.4
Aldredge, Highland Pk HS, Dallas	9.5
Duncan, North HS, Des Moines	9.5
Glossom, Wheatley HS, San Antonio	9.5
Jackson, Boys Tech HS, Milwaukee	9.5
McVea, Brackenridge HS, San Antonio	9.5
Banks, Jefferson HS, Los Angeles	9.6
Bernauer, Jefferson HS, Port Arthur	9.6
Deible, Medford HS, Ore.	9.6
Figueroa, Sunnyvale HS, Calif.	9.6
Moch, Los Angeles HS, Calif.	9.6
Reeves, Edison HS, Fresno, Calif.	9.6
Turner, Central HS, Miami, Fla.	9.6

### 220-YARD DASH

Von Schrader, Camarillo HS, Calif.	20.8
Aldredge, Highland Pk HS, Dallas	20.9
Cox, Redlands HS, Calif.	21.0
Young, Albuquerque HS, N. Mex.	21.0
Busby, Muir HS, Pasadena, Calif.	21.1
Kimball, Camarillo HS, Calif.	21.1
Massey, Chula Vista HS, Calif.	21.1
Pettit, Memphis Catholic HS, Tenn.	21.1
Twomley, Vacaville HS, Calif.	21.1

### 440-YARD DASH

Banks, Jefferson HS, Los Angeles	47.3
Head, New Albany HS, Ind.	47.3
Brown, San Jacinto HS, Houston	47.7
Matson, Roosevelt HS, Gary, Ind.	47.8
Rainey, White Plains HS, N.Y.	47.8
Williams, Chaffey HS, Ontario, Cal.	47.8
Bell, Tascosa HS, Amarillo, Tex.	48.0
Young, Albuquerque HS, N. Mex.	48.0
Burts, Edison HS, Fresno, Calif.	48.1
Mayer, Kermit HS, Tex.	48.1

### 880-YARD RUN

Kelly, Maine East HS, Park Ridge	1:50.4
Hose, Madison HS, San Diego, Cal.	1:51.1
Smith, Compton HS, Calif.	1:51.1
Tucker, Hamilton HS, Westdale, Ont.	1:51.7
Mitchell, Bakersfield HS, Calif.	1:52.1
Nichols, Polytech HS, Long Beach	1:52.7

### 880-YARD RUN—cont.

Name, School, Location	Best Mark
Cox, Manzano HS, Albuquerque, N. M.	1:53.0
Wilborn, Albany HS, Ore.	1:53.1
Channels, Colton HS, Calif.	1:53.5
Ryun, Wichita East HS, Kan.	1:53.5

### MILE RUN

Lindgren, Rogers HS, Spokane, Wash.	4:06.0
Ryun, Wichita East HS, Kan.	4:06.4
Ryan, Wilcox HS, Santa Clara	4:11.2
Romero, Burbank HS, Calif.	4:14.0
Patrick, Kenwood HS, Essex, Md.	4:14.1
Funderburk, Vista HS, Calif.	4:14.4
Wieczorek, Proviso East HS, Ill.	4:14.5
Wilborn, Albany HS, Ore.	4:14.6
McClain, Salina HS, Kan.	4:14.9
Santos, Fresno HS, Calif.	4:15.4

### 120-HIGH HURDLES

Caminiti, Crespi HS, Encino, Calif.	13.7
McCullough, Polytec HS, Long Beach	13.7
Morriss, Jones HS, Houston, Tex.	13.7
Fredericks, Pueblo HS, Tucson, Ariz.	13.8
Baber, Roosevelt HS, L.L., N.Y.	13.9
Donovan, Sayville HS, N.Y.	13.9
White, Lafayette HS, Ky.	13.9
Wilson, Plainfield HS, N.J.	13.9
Flowers, Lanier HS, Montgomery, Ala.	14.0

### 180-LOW HURDLES

Caminiti, Crespi HS, Encino Calif.	18.1
Castronovo, Oceanside HS, N.Y.	18.1
McCullough, Polytech HS, Long Beach	18.1
Osborn, Clovis HS, N. Mex.	18.7
Haliburton, Santa Monica HS, Calif.	18.8
Parker, Gadsden HS, Anthony, N. Mex.	18.8
Carroll, Lubbock HS, Tex.	18.9
Dunn, Oxnard HS, Calif.	18.9
Huffstutler, Redlands HS, Calif.	18.9
Ratliff, Monahans HS, Tex.	18.9
Wright, Wheaton HS, Ill.	18.9

### 440-YARD RELAY

Name, School, Location	Best Mark
Lee HS, Houston, Tex.	41.5
Samuell HS, Dallas, Tex.	41.5
Wheatley HS, San Antonio, Tex.	41.5
South Oak Cliff HS, Dallas, Tex.	41.6
Brownwood HS, Tex.	42.0
Abilene HS, Tex.	42.1
Kermit HS, Tex.	42.1
Camarillo HS, Calif.	42.2
Permian HS, Odessa, Tex.	42.2
San Jacinto HS, Houston, Tex.	42.2

### 880-YARD RELAY

Jefferson HS, Los Angeles, Calif.	1:26.1
Muir HS, Pasadena, Calif.	1:26.4
Edison HS, Fresno, Calif.	1:27.5
Camarillo HS, Calif.	1:27.6
Grant HS, Sacramento, Calif.	1:27.6
Permian HS, Odessa, Tex.	1:27.8
Polytechnic HS, Long Beach, Calif.	1:27.8
San Bernardino HS, Calif.	1:27.8
Pomona HS, Calif.	1:27.9
Highland HS, Albuquerque, N. M.	1:28.0
Santa Monica HS, Calif.	1:28.0

### MILE RELAY

Samuell HS, Dallas, Tex.	3:14.9
Permian HS, Odessa, Tex.	3:17.1
Hillcrest HS, Dallas, Tex.	3:18.1
Edison HS, Fresno, Calif.	3:18.2
Brownwood HS, Tex.	3:18.8
North HS, Des Moines, Ia.	3:18.9
San Jacinto HS, Houston, Tex.	3:18.9
White Plains HS, N.Y.	3:19.6
Fort Stockton HS, Tex.	3:19.7
New Trier HS, Winnetka, Ill.	3:20.3

### MILE SPRINT MEDLEY RELAY

Wichita East HS, Wichita, Kan.	3:25.0
White Plains HS, N.Y.	3:26.7
Manzano HS, Albuquerque, N. M.	3:30.6
Hillcrest HS, Dallas, Tex.	3:30.9
Edison HS, Stockton, Calif.	3:31.0
Piedmont HS, Calif.	3:31.0
Pasadena HS, South Houston, Tex.	3:31.6
Clovis HS, N. Mex.	3:32.6
Pomona HS, Calif.	3:32.6
Waukesha HS, Wisc.	3:34.0

### POLE VAULT

Wilson, Warren HS, Downey, Cal.	16-0
Seagren, Pomona HS, Calif.	15-0 $\frac{1}{4}$
Dullam, Buena HS, Ventura, Cal.	15-0
Smith, Abilene HS, Tex.	15-0
Miguel, Gardena HS, Calif.	14-9 $\frac{1}{4}$
Curtis, Will Rogers HS, Tulsa	14-9
Caffey, Highland HS, Albuquerque	14-7 $\frac{1}{2}$
Buchanan, Claremont HS, Calif.	14-7
Robinson, Pacific HS, Calif.	14-6 $\frac{3}{4}$
Lawless, Kimball HS, Dallas	14-6 $\frac{1}{2}$

### HIGH JUMP

Christianson, Sandia HS, Albuquerque, N. Mex.	6-9 $\frac{1}{2}$
Tull, Ruskin HS, Hickman Mills, Mo	6-8 $\frac{3}{4}$
Hanks, Hoover HS, San Diego, Cal.	6-8
Heet, Lowell HS, La Habra, Calif.	6-8
Sloan, Anaheim HS, Calif.	6-8

### HIGH JUMP—cont.

Name, School, Location	Best Mark
Dyer, Ann Arbor HS, Mich.	6-7 $\frac{3}{4}$
Lowe, Awalt HS, Calif.	6-7 $\frac{3}{4}$
Neuman, Stagg HS, Stockton, Cal.	6-7 $\frac{3}{4}$
Mode, Compton HS, Calif.	6-7 $\frac{1}{2}$
Craig, East HS, Denver, Colo.	6-7 $\frac{1}{4}$
Fischer, Notre Dame HS, No. Hollywood, Calif.	6-7 $\frac{1}{4}$
Weinrich, Santa Ana HS, Calif.	6-7 $\frac{1}{4}$

### LONG JUMP

Bonds, Polytech HS, Riverside, Cal.	25-3
Johnson, Pacific Grove HS, Calif.	25-2 $\frac{1}{4}$
Crawford, Fremont HS, Los Angeles	25-1 $\frac{1}{2}$
Clifton, Rio Vista HS, Tex.	24-6 $\frac{1}{4}$
Ehlenberg, Catalina HS, Tucson	24-5 $\frac{3}{4}$
Madigan, Jesuit HS, Dallas, Tex.	24-5
Harris, Loyola HS, Los Angeles	24-4 $\frac{1}{2}$
Reaves, Edison HS, Fresno, Cal.	24-4 $\frac{1}{2}$
Laminan, Roseville HS, Mich.	24-3
Wallace, Dunbar HS, Dayton, O.	24-2 $\frac{3}{4}$

### SHOT PUT

Bethea, Trenton HS, N. J.	66-4 $\frac{1}{2}$
Van Loon, Rotan HS, Tex.	64-5 $\frac{1}{4}$
Brannen, Los Gatos HS, Calif.	63-9
Ryles, Ada HS, Okla.	63-0 $\frac{1}{2}$
Janet, Glacier HS, Seattle, Wash.	62-9 $\frac{1}{2}$
Richards, Cottage Grove HS, Ore.	62-0
Kearin, Muir HS, Pasadena, Cal.	61-10
Staley, Las Lomas HS, Calif.	61-5

### DISCUS

Marks, Salinas HS, Calif.	183-11
Miller, Arcola HS, Ill.	181-5
Staley, Las Lomas HS, Calif.	181-2
McDowell, Lebanon HS, Mo.	179-1 $\frac{1}{2}$
Liebe, Mission HS, Tex.	179-0
Hawke, Butte HS, Mont.	178-8
Tomasini, Brush HS, Colo.	178-6 $\frac{1}{2}$
Brady, Las Vegas HS, Nev.	177-10
Bethea, Central HS, Trenton, NJ	177-8
Rager, Northside HS, Atlanta	176-10 $\frac{1}{2}$

### JAVELIN

Donelon, Highland Pk HS, N.J.	225-7
O'Donnell, Wenatchee HS, Wash	219-10
Bodenheimer, Shaler HS, Pa.	217-10 $\frac{1}{2}$
Pahlke, Central Catholic HS, Ore	215-9 $\frac{1}{2}$
Andrews, Vineland HS, N.J.	214-2
Shilow, Solanco HS, Pa.	212-7
Halmi, McDowell HS, Erie, Pa.	212-2 $\frac{1}{2}$
Smith, Klamath Falls HS, Ore.	211-6
Trettan, Clatskanie HS, Ore.	211-6
Bonnicksen, Ore. City HS, Ore.	208-7 $\frac{1}{2}$

### TRIPLE JUMP

Rockwell, Wheatley HS, N.Y.	49-3 $\frac{1}{2}$
McCarary, Manhasset HS, N.Y.	47-11
Boudreaux, St. Aloysius HS, La.	46-9
Jackson, Bridgetown HS, Canada	46-9
Tindall, Fox Lane HS, N.Y.	46-3 $\frac{1}{4}$
Warren, Pomonkey HS, M.	46-3
Gibbons, Campbell HS, Calif.	46-2
Freeman, Polytech HS, Calif.	46-0 $\frac{3}{4}$
McCullough, Polytech HS, Calif.	45-7 $\frac{3}{4}$



## National High School Records

*These are accepted as national records by the Records Committee of the National Federation of State High School Athletic Associations.*

- 100-yard dash—9.4s.**  
 Jesse Owens (East Technical HS, Cleveland, O.) Chicago, Ill., 1933.  
 James Jackson (Alameda HS, Calif.) Berkeley, Calif., 1954.  
 Trenton Jackson (Benj. Franklin HS, Rochester, N.Y.) Rochester, N.Y., 1961.  
 James Hines (McClymonds HS, Oakland, Calif.), Fresno, Calif., 1964.
- 220-yard dash—20.2s.**  
 Forrest Beaty (Hoover HS, Glendale, Calif.) Chaffey, Calif., 1961.
- 440-yard dash—46.1s.**  
 Ullis Williams (Senior HS, Compton, Calif.) Ontario, Calif., 1961.
- 880-yard run—1m. 50.4s.**  
 Laurence B. Kelly (Maine East HS, Park Ridge, Ill.), Champaign, Ill., 1964.
- One-mile run—4m. 6s.**  
 Gerald P. Lindgren (Rogers HS, Spokane, Wash.), Pullman, Wash., 1964.
- 120-yard high hurdles—13.7s.**  
 John Geo. Turek (North Miami HS, Fla.) Gainesville, Fla., 1960.  
 Steve Caminiti (Crespi Carmelite HS, Encino, Calif.), Encino, Calif., 1964.  
 Earl McCullouch (Polytechnic HS, Long Beach, Calif.), Ontario, Calif., 1964.  
 John Morris, III (Jess Jones HS, Houston, Tex.), Corpus Christi, Tex., 1964.
- 180-yard low hurdles—18.1s.**  
 Steve Caminiti (Crespi Carmelite HS, Encino, Calif.), Encino, Calif., 1964.  
 Donald Castronovo (Oceanside HS, N.Y.), Ithaca, N.Y., 1964.  
 Earl McCullouch (Polytechnic HS, Long Beach, Calif.), Norwalk, Calif., 1964.
- High jump—6ft. 9 $\frac{1}{4}$ in.**  
 Walter Mangham, Jr. (Senior HS, New Castle, Pa.) Pittsburgh, Pa., 1956.  
 Richard W. Jones (Bakersfield HS, Calif.) Delano, Calif., 1962.
- Broad jump—25ft. 4 $\frac{1}{2}$ in.**  
 Monte Upshaw (Piedmont HS, Calif.) Berkeley, Calif., 1954.
- Triple jump—49ft. 3 $\frac{1}{2}$ in.**  
 Warren L. Rockwell, Jr. (Wheatley HS, Old Westbury, N.Y.), Great Neck, N.Y., 1964.
- Pole vault (indoor)—14ft. 2in.**  
 Ed Halik (Morton West HS, Berwyn, Ill.), Berwyn, Ill., 1964.
- Pole vault (outdoor)—16ft.**  
 Paul Wilson (Warren HS, Downey, Calif., Compton, Calif., 1964.
- Shot put—69 ft. 3 in.**  
 Dallas Long (No. Phoenix HS, Phoenix, Ariz.) Phoenix, Ariz., 1958.
- Discus throw—195ft. 4in.**  
 Bob Stoecker (Los Altos HS, Calif.) Fremont, Calif., 1962.
- Javelin throw—231ft. 1 $\frac{1}{2}$ in.**  
 Roger D. McNabb (Lake Charles HS, La.), Ruston, La., 1963.
- 440-yard relay—41.5s.**  
 Andrews HS, Tex. (Darvis Cormier, Ralph Merritt, Freddie Nelson, Larry Shoemaker) Austin, Tex., 1960.  
 Samuel HS, Dallas, Tex. (Michael Casey, James Jasper, John Johnson, John Neumann) Dallas, Tex., 1964.  
 Lee HS, Houston, Tex. (David Godwin III, Michael McKee, Douglas Cameron, Bruce Cameron), Austin, Tex., 1964.  
 Wheatley HS, San Antonio, Tex. (Clyde Glosson, Karl Hatfield, Lawrence Quinton, Ural White), San Antonio, Tex., 1964.
- 880-yard relay—1m. 25.9s.**  
 Jefferson HS, Los Angeles, Calif. (Joe Batten, Willie White, Terry Randall, Henry Phillips) Chico, Calif., 1956.
- One-mile relay—3m. 14.9s.**  
 Samuel HS, Dallas, Tex. (Michael Casey, Kenneth Holmes, James Jasper, John Neumann), Austin, Tex., 1964.
- Two-mile relay—7m. 49.9s.**  
 Roosevelt HS, Dayton, O. (Harrison Calhoun, Charles Reed, Allen Payne, Warren Hand) Bellaire, O., 1962.
- One-mile sprint medley relay—3m. 25.0s.**  
 Wichita East HS, Kan. (Chris Forsberg, Dwight Hart, Earl Yarbrough, James Ryan), Manhattan, Kan., 1964.

## Imported Helenca Nylon Olympia Suits

No. RHB



- full zipper jacket
- 5" zipper hip pockets
- full fashion tapered pants
- 10" zipper on legs
- self stirrup on cuffs

colors in stock

Navy Blue, Maroon, Sky Blue

Forest Green, Royal Blue

Write for Free  
Information



Soccer Sport Supply Co., Inc.

1668 First Avenue

New York City, N. Y. 10028

## Colorful Plastic Coated Nylon Nets for all Sports

Field Hockey  
Volley Ball  
Water Polo  
Lacrosse

Carry Nets  
Badminton  
Soccer  
Tennis