


Official COLLEGIATE


**TRACK** and **FIELD** *Guide*

1972



Greg Fredericks  
Penn State

\$2



WHERE DID MY POLE GO?—UCLA's French pole vaulter, Francois Tracanelli, appears to be changing his mind about the whole thing, while he's 17 feet up. But the Bruin freshman cleared the height to gain second place in the nationals.

## NATIONAL PREVIEW-REVIEW

# UCLA, Southern Cal, Oregon Will Be 'Out Of Sight' In '72 Cinder Chase

By **JERRY UHRHAMMER**

*Sports Editor, The Eugene (Ore.) Register-Guard*

A track coach who makes it his business to know was sizing up the outlook for 1972, ticking off teams he expects to be in the powerhouse class:

"UCLA will be out of sight . . . Southern California will be out of sight . . . and Oregon will be out of sight."

He just happened to name the three schools that finished 1-2-3 in the 1971 championships at Seattle. And hardly by coincidence, you'll probably hear the same song, second verse same as the first, when the 1971 National Collegiate Championships come up in Eugene, Ore., June 1-3.

Just as the tri-favorites figure to be "out of sight," so does the '72 meet itself—for several reasons.

Foremost is the fact that 1972 happens to be time again for a quadrennial outbreak of "Olympic-itis"—the affliction that hits track and field athletes every four years as they dream and scheme about making the Olympic team. Munich will be on their minds, and new peaks of performance will certainly be the result.

**ENHANCING THIS "OLYMPIC SYNDROME"** will be the setting—Oregon's Hayward Field, with its antique covered grandstands but a modern, all-weather track of urethane, similar to the surfacing to be found at Munich. It's a "fast track," too—Rodney Milburn and John Smith proved that last year when they broke world records at the AAU championships in Eugene.

The icing on the cake is the totally track-oriented environment. The fans talk track, eat track and sleep track. It's often called the "Track Capital of the World." And when those knowledgeable fans jam into the stands and start yelling and applauding, it often does funny things to the athletes—

like making them compete all the harder.

Eleven of last year's 19 individual champions should be returning to defend their titles. And the Big Three from the Pacific-8—UCLA, USC, Oregon—will also be loaded with returnees. Of the 52 points scored by UCLA in 1971, 40 are coming back.


**SOUTHERN CAL** lost only nine of the 41 runner-up points. And Oregon returns 30 of its 38 points, including champions Steve Prefontaine in the

"One track writer down the drain," eulogizes Eugene (Ore.) Register-Guard ex-sports editor

Jerry Uhrhammer, describing his recent (August) departure from the sports field to the position of environmental editor for the Register-Guard.

A radio and TV newsmen before he joined the R-G in 1956, Uhrhammer has spent only one year away since then, when he worked for the St. Paul Pioneer Press.

The Wisconsin native underwent open heart surgery in 1970, and now proclaims himself to be "in better shape than in the past 26 years." He's won several awards for non-sports articles.



three-mile and Bouncy Moore in the long jump.

You'll find some knowledgeable track-watchers, by the way, who'll say that Oregon should accorded the role of No. 1 favorite—simply because the meet is being held in Eugene. The NCAA meet has been held there twice before (1962, 1964) and Bill Bowerman's Webfoots won it both times. Folklore has it that when those fans start roaring for the hometown athletes, it's worth 15 to 20 points extra. They still tell the story of what happened in the 1964 meet when three Oregon javelin throwers finished an incredible 1-2-3—spearheading (pun intended) Oregon's victory.

Indeed, Oregon has good potential for "big points," starting with Prefontaine (12:58.6), the nation's premier distance runner, and Moore (26-1½). Both nationally-ranked relay teams return intact.

**OREGON COULD HAVE BIG CAPABILITIES** in the javelin again with prep sensation Russ Francis (259-9), and Mac Wilkins (257-4), injured last season.

With Prefontaine, Oregon's distance strength will be sensational. Even without him, it would be stronger than most. Todd Lathers, outstanding as a freshman steeplechaser (8:40.4), returns. So does Norwegian Knut Kvalheim (4:00.0, 8:43.2, 14:01.2, 8:54.4 steeple). Brightest newcomer is twotime Oregon prep mile champ Mark Feig (4:05.1), a hometown boy.

UCLA was hurt in 1971 when, just before the national meet, longjumper James McAlister was ruled ineligible. But the Bruins went ahead and won the title anyway. Well, McAlister will be ineligible this year, too, but that's still no grounds for downgrading the Bruin chances.

Coach Jim Bush's returnees are headed by Smith, the world's No. 1 quartermiler, and he's supported by a flock of sprinters and 440 men who will again make the Bruins potent in both the 440 and mile relays.

**UCLA ALSO HAS SOLID SCORING POTENTIAL** in the field events with 1971 runner-up Francois Tracanelli (17-8½) in the pole vault, high jumpers Rick Fletcher (7-0½) and Steve Lang (6-11), 25-10 long jumper Finn Bendixen (third in 1971), and 54-2½ triple jumper James Butts (fourth in the NCAA). Top newcomers to UCLA are Dwight Jones, national high school high jump record holder at 7-1½, and junior college transfer Harry Freeman (25-3½, 51-1½).

Bush adds all that talent together and says: "This could be our best team ever, but I also know every top team will be stronger, too. I feel the 1972 Pac-8 and NCAA titles are up for grabs again."

Bush doesn't have to look far—only across town—to find one of the teams that will be doing a big part of the grabbing. The Trojans from Southern Cal, in coach Vern Wolfe's view, should be stronger than the 1971 team that went undefeated in dual meets and was runner-up in the nationals.

**THE TROJANS FEATURE UNUSUAL SPEED**, excellent hurdlers and a fine group of quartermilers, led by Edesel Garrison (45.4 and 20.5).

USC's sprint corps will be led by Willie Deckard (9.2, 20.2) and newcomer Donald Quarrie (9.1, 20.4), Pan American games gold medalist from Jamaica and the 1971 AAU 220 national champion. Close behind is Leon Brown (9.4, 20.8, fourth in the NCAA 100). More speed is found in the hurdles with Lance Babb (13.4) and state JC champ Jerry Wilson (13.5).

Larry Hollins (7-0¼), who tied for second in the high jump, returns, along with shotputter Doug Lane (63-2, fifth), miler Rich Carr (4:05), polevaulters Scott Cryder (16-8) and Robert Pullard (16-8).

Among Trojan recruits are high jumper Ray Lisby (7-1½), triple jumper

Dave Tucker (52-7), and long jumper Randy Williams.

Should this trio of Pac-8 teams falter — or perhaps even if they don't—major challenges for the '72 crown could come from two teams in the Western Athletic Conference, Texas-El Paso (UTEP) and Brigham Young.

UTEP's Miners are led by defending 100 champion Harrington Jackson (9.2, 20.7) and weightman Fred DeBernardi, third in last year's shotput at 64-6 and runner-up in the discus (where he has a best of 201-8). Add half-miler Greg Jones (1:48.4), distance runner John Bednarski (13:30.8, 27:48.0), middle distance runner Kerry Ellison (4:02.4, 1:48.8), hurdler Ron Rondeau (50.5), pole vaulter Bill Curnow (16-9 as a freshman) and high jumper Scott English (7-2) and you see the reasons for Coach Wayne Vandenburg's hopes for his best squad in six years.

**VANDEBURG HAS ALSO BEEN ENGAGED** in some far-flung recruiting. Newcomers include Harold Williams (9:5, 20.9, 48.1) and Steve Williams (9.4, 20.5r, 48.1), freshmen from New York City; Derrick Phipps (10.3m, 21.2m) from Bermuda via New York City; transfer Errol Stewart (9.3, 20.9) from Jamaica; and national JC 100 champ Willie Harrison.

Brigham Young will miss world record-holder Ralph Mann, who won three intermediate hurdles crowns. But the Cougars, who have a "United Nations" roster, will doubtless make their presence felt.

Several foreign stars are returning: Raimo Pihl (264-1 in the javelin), shotputters Anders Arrhenius (61-4½) and Rolf Engels (61-10½), discus thrower Zdravko Pecar (183-3), distance runner Dave Hindley (second in the six-mile at Seattle with a 27:50.7), and the Cougars have a new high jumper from Sweden, Rene Almen (7-1). If nothing else, BYU is likely to qualify as the team with the most misspellable names.

**THE BIGGEST SURPRISE OF THE YEAR** would be if one of those five teams above doesn't claim the team title. But that hardly means they have a monopoly on all the track talent. Prospects elsewhere in the nation:

**WEST COAST**—Behind the Big Three of UCLA, USC and Oregon, Washington's resurging Huskies may have the best big meet potential. Cary Feldmann (275-6), the defending NCAA and Pac-8 javelin champ, returns, along with miler-steeplechaser Jim Johnson (8:41.0), Pac-8 pole vault champ Kirk Bryde (17-4), and New Zealand long jumper Grant Birkinshaw.

Washington State should be strong in the distances, with Dan Murphy (28:13), Mark Hiefield (13:55, 28:48), steeplechaser Graham Hutchinson (8:52.4) and newcomers Phil Burkwitz and Dale Fleet.

Oregon State's top threat is distance runner Keith Munson (4:00.7, 8:52.6 and 13:43.0), third-place finisher in the mile. The Beavers should be potent in the high jump with freshman Tom Woods (6-11½), Neil Erickson (6-10) and, if he makes necessary academic repairs, Mike Fleeer (7-1½).

**CALIFORNIA HAS TOP-CALIBER PERFORMERS** in half-milers Rick Brown and John Drew, Bruce Kennedy (javelin) and Jim Penrose (discus). But the Bears, who forfeited the 1970 crown on the Isaac Curtis ineligibility ruling, are on probation and may not compete in the nationals.

Reynaldo Brown returns to Cal Poly to defend his high jump title. Graduation hurt San Diego State with long jump champ Arnie Robinson departed, but coach Dick Wells should have a solid foundation with high jumper Jerry Culp (7-1½), distance runner Otis Martin and Ron Bajema.

**THE ROCKIES**—As usual, the team battle in the Western Athletic Conference shapes up as a two-way affair between defending champ BYU and UTEP. Arizona and New Mexico appear improved in depth, while

Arizona State will have some individual standouts but no depth.

New Mexico returns WAC mile champion Dave Roberts (4:02.5), triple jumper Chuck Steffes (52-0½), and a pair of javelin specialists in Ulf Johansson (256-4) and Eric Smiding (242-4). Top freshmen will be triple jumper Ken McBryde (52-6¾) and long jumper Leroy Spicer.

Arizona appears tough in the sprints and the 440 relay while field event competitors will be led by high jumper Lorenzo Allen (7-1¾) and freshman long jumper Tony Brown (25-6).

**ARIZONA STATE WILL HAVE THE MAKINGS** of a fine 440 relay team if three of the four—Steve Holden, Woody Green and Alonzo Emery—can talk their way out of spring football practice to team up with transfer John Koeppen.

**MIDWEST**—Kansas, perennial kingpin in the Big Eight and always a national threat, figures to drop off slightly with the graduation losses of weightmen Karl Salb, the shotput champ, Steve Wilhelm and Bill Penny.

But coach Bob Timmons, unlike Mother Hubbard, doesn't have a bare cupboard. He has Sam Colson (262-6 in the javelin), pole vaulter Bill Hatcher (16-6), hurdler Bob Bornkessel (51.1), miler Doug Smith (4:02.9), halfmiler Rick Jacques (1:49.5) and 440 relay potential.

Kansas State will be primed for an attempt to unseat Kansas with Big Eight mile champ Jerome Howe (3:59.4), conference 880 champ Clardy Vinson (1:48.1), sprinters Dean Williams (9.3) and Fred Merrill (21.0), javelin thrower Ed Morland (260-0) and weightman Tom Brosius.

**IMPROVEMENT IS EXPECTED AT NEBRASKA.** The mainstays of their 3:06.2 mile relay team, Garth Case (46.7) and Leighton Priestley (46.2) return.

Things are looking up—literally—at Oklahoma, with 17-foot vaulter Tommy Craig, John McColm (16-6), and 6-10 high jumper Gene Stoner.

In the Big Ten, always-strong Wisconsin looks that way again. The biggest returnee is high jump star Pat Matzdorf, who set a new world record of 7-6½ last summer—the biggest story in Wisconsin since the invention of cheese. Other top Badger stars are three-miler Glenn Herold, Kenyan triple jumper Patrick Onyango and long jumper Greg Johnson.

The biggest argument for the Big Ten crown could come from Illinois. Returnees include conference discus champ Larry Dykstra, hurdler Jim Fasules, miler Lee LaBadie (3:58.8), conference half mile champ Ron Phillips, distance runner Rick Gross and quartermiler Rob Mango.

Indiana, winner of the Big Ten outdoor titles for the past two years, is faced with a big rebuilding job. Steve Kelley, the Big Ten steeplechase champ in 1970, will be Indiana's primary hope in the distance events.

**MICHIGAN STATE'S PICTURE MAY BE BRIGHTER** in 1972. Sprints will be MSU's main strength, led by Herb Washington and prep star Marshall Dill.

Michigan's new coach, Dixon Farmer, thinks his returning talent could produce a Big Ten contender. The best are 7-1 high jumper John Mann, Big Ten high hurdles champ Godfrey Murray, and 4:05.7 miler Phil Pyatt.

Minnesota still has NCAA six-mile champion Garry Bjorklund, who figures to dominate the Midwest distance scene.

Coach Bob Erhart is trying to make Drake University famous for something more than the Drake Relays. He has a young but well-balanced team that swept every meet the Missouri Valley Conference offered last year.

Western Michigan, which has won 13 of the last 14 Mid-American Conference track crowns, will rate again as the favorite.

Sid Sink, Bowling Green's national steeplechase champion, uses up his eligibility after the indoor season, but miler Dave Wottle (3:59) remains.

Kent State, meanwhile, figures to maintain its monopoly on the hammer throw. Last year, that burly freshman from France, Jacques Accambray, won the title in Seattle by pitching the thing almost to Tacoma. Runner-up was teammate Al Schoterman, returning for his senior year.

**OHIO UNIVERSITY HAS TOPNOTCH PERFORMERS** in javelin thrower Rich Dowswell (252-0) and distance runner Bill Haviland (13:48, 28:57).

**EAST**—Villanova has a tough act to follow, after winning the NCAA cross country and indoor track titles and all three IC4A meets last year. The departure of Marty Liquori, Chris Mason and Lamotte Hyman via graduation makes it even tougher.

But the Wildcats still should be the class of the East, with Jerry Klyop, IC4A indoor pole vault champion at 16-4½; Donal Walsh, cross country runner-up; and hurdler Handsome Wearing. Joining the team in January will be transfer middle distance runner Brian McElroy.

Fordham's prospects are good with halfmiler Marcel Philippe (1:48.1). Temple's mile relay team returns intact, including Jim Elwell, the defending IC4A intermediate hurdles champ (50.6). Harvard figures on good strength again in the distance events, while Yale coach Bob Giegengack hopes for freshman help to augment a strong nucleus.

**SOUTH**—Tennessee should be favored to win a ninth consecutive South-eastern Conference championship, with last year's freshman sensations, Darwin Bond and Doug Brown, leading the way. Bond was third in the national 440 while Brown clocked a 27:51.6 six-mile. A Tennessee speedster is Trevor James (9.4).

**DANNY ZOELLER** (1:49.7, 4:04.6) will help the Vols in the middle distance, while Bill High (13.5) and Pete Mattina (13.7) provide a potent hurdles punch. High jumper Tony Wilson (7-1½) heads the field events crew.

Kentucky optimism is built around the shotputting brothers, John and Jesse Stuart. Jesse (64-9½) was fourth in the NCAA last year as a freshman. Alabama might achieve prominence from transfer Jan Johnson, the 1970 national pole vault champ.

Florida figures to be stronger than ever in the middle distances and in good shape in the field, with pole vaulters Scott Hurley (16-8) and Mike Cotton (16-9½) and high jumper Chuck Duff (7-0).

As odds-on bet to be the best middle distance runner in the Atlantic Coast Conference is Duke's Bob Wheeler, second to Liquori in the mile last year as a freshman (3:59.9). Maryland has a bright outlook with pole vaulter Vince Struble (16-4½) and distance runner Russ Taintor.


**WILLIAM AND MARY SHOULD ONCE AGAIN** dominate the Southern Conference. Among some talented freshmen is 9.4 sprinter Charles Dobson.

**SOUTHWEST**—Rice dethroned Texas A&M as Southwest Conference champion last year by the razor-thin margin of a half point, and they look to be closely matched again in 1972, with Texas bidding to bump them off.

Rice's Dave Roberts was the national pole vault champion (17-6½) last year, as well as being the world's most consistent top vaulter. Another star of national caliber is intermediate hurdler Mike Cronholm (50.2).

Sprinters Marvin Mills and Donny Rogers, plus high jumper Ben Great-house and pole vaulter Harold McMahan (16-6) will be the keys for the Aggies' title chances.

Texas recruited well. Top newcomer is hurdler Randy Lightfoot (13.4), the national prep record holder. Shotputter Sam Walker (66-0) leads SMU.



VICTORIOUS SALUTE—Marty Liquori, Villanova's ace miler, exults over the winning of his third straight NCAA championship. Liquori climaxed his brilliant career with a 3:57.6 effort, breaking his own meet record by one tenth of a second.

## NATIONAL COLLEGIATE CHAMPIONSHIPS

# Endurance Pays Off For Champ Bruins And Record-Setting Distance Runners

By **GEORG N. MEYERS**

*Sports Editor, The Seattle Times*

The fabled loneliness of the distance runner is overrated on the evidence of the 50th National Collegiate Championships of track and field.

Every race at a mile or longer was run faster than ever before in an NCAA meet. And no winner languished from loneliness, except perhaps Steve Prefontaine of Oregon.

Meet records also crumbled in the high jump, triple jump, hammer throw and decathlon as a dramatic counterpoint to a team victory by the UCLA Bruins. They rode the last three events to a tense triumph over their torrid cross-town rivals, the Southern California Trojans.

With 52 points, belatedly assembled, UCLA paced a 1-2-3 Pacific-8 Conference finish, with Southern Cal at 41 and Oregon 38.

It was the first NCAA meet in 20 years for the host University of Washington, and fears for the whimsical Puget Sound weather intermittently were realized and obliterated.

**IN THREE DAYS OF WIND, RAIN AND BLAZING SUN**, 21,500 spectators, from environs heretofore identified as tepid toward track, savored the first mile ever toured under 4 minutes in Seattle—Marty Liquori's meet-record 3:57.6—and successful defenses by five other returning champions.


Most of all, the Northwesterners—who "dig" distance running—tingled to the performances of Prefontaine, Garry Bjorklund and Sid Sink. Ambient breezes tormented the sprinters and conjured a freak meet record in the triple jump—for third place.

By no means longely, Bjorklund, Minnesota's tireless 140-pound sophomore, led a procession of eight finishers under the meet record with his six-mile win in 27:43.1.

A long-awaited showdown between Sink and Western Michigan's Jerome Liebenberg goaded the defending champ from Bowling Green to an 8:30.9 victory in a race so hasty that three other steeplechasers bettered the meet record of 8:41.

**AN HOUR LATER**, slick Sid finished fifth in the three-mile, reflecting the stamina and grit which seven days later made him the fastest American steeplechaser ever at 8:26.4.

*Taught to play ping-pong in boyhood by Charlie Paddock, Georg N. Meyers became addicted to track and grew up to cover the Olympic Games in Melbourne, Rome, Tokyo and Mexico City as sports editor of the Seattle Times.*



*He has readied himself for the 1972 games in Munich by learning how to say "3000-meter steeplechase" in German.*

*Meyers joined the Times in 1949 after stints in California (as sports information director at College of Pacific in the Amos Alonzo Stagg days) and*

*Alaska. He switched from the newsroom to become sports editor in 1956.*

Liquori closed out his Villanova career as invincible in the NCAA mile. Marty's third victory was a tenth of a second under the meet record he set as a sophomore.

Prefontaine, emerging as the most formidable and flamboyant in a long and distinguished line of Oregon distance runners, led for all but one mid-race lap as he lopped nearly two seconds off the meet record he set as a 1970 freshman, winning in 13:20.1.

Ralph Mann of Brigham Young University and Karl Salb of Kansas joined Liquori as "invincibles"—three-time champions.

**MANN RETAINED HIS 440-HURDLES CROWN** with a 49.6 victory over a field unable to chase him near his world-record 48.8 in the 1970 meet. Salb, the imperturbable Kansas giant, delivered the four best throws in the shot competition. At 66-11½, he concluded a career with never a defeat for an NCAA championship, outdoors or indoors.

The only other defending champion who survived was India's bequest to Cal Poly-San Luis Obispo, Mohinder Gill. He was vexed because excessive wind deprived him of a meet record with his winning triple jump of 54-8¾.

The wind gauge also nullified as a record the runner-up jump of 53-8¾ by Barry McClure of Middle Tennessee. That left the longest legal jump at 53-7½—giving UCLA's Denny Rogers third place and a meet record.

A meet-record 7-3 by Gill's Cal Poly teammate, Olympian Reynaldo Brown, dethroned the defending high-jump champion, Pat Matzdorf of Wisconsin, who was fifth at 7 feet. Irritated, perhaps, Matzdorf two weeks later soared a world-record 7-6¼ in the meet against the Russians.

**OTHER DEFENDING CHAMPIONS WHO FALTERED** were San Diego State's Arnie Robinson, fourth in the long jump behind the winning leap of 25-9¾ by Oregon's Bouncy Moore; California's Eddie Hart, second to Texas-El Paso's Harrington Jackson in a 9.5 100-yard final; and Paul Gibson of Texas-El Paso, competing after a two-month injury layoff, seventh in the 120-yard high hurdles behind Southern University's Rod Milburn.

Another former champion, Arizona State's Mark Murro, the 1969 javelin winner, mustered a modest 257-1. That was nearly two feet short of the winning 259 by Cary Feldmann, Washington junior.

Jacques Accambray, Kent State freshman of 6 feet 4 inches and 250 pounds, put the NCAA hammer throw into the international class for the first time with a meet and collegiate-record 227-10.

Brigham Young's Mike Louisiana produced a mild upset in the discus, winning at 194-10 after Texas-El Paso's Fred DeBernardi failed to improve on his preliminary-leading throw of 193-11.

**OHIO STATE'S ALL-PURPOSE RAY HUPP**—a confessed energy-foods addict ("spaghetti, lasagna, potatoes . . .")—disposed of the decathlon meet record with 7,456 points. His performance included a 7-foot high jump, a record for an American decathlete.

In the 880, Wisconsin's favored Mark Winzenried held off the patented Silky Sullivan finish of California's impatient freshman, Rick Brown, for victory in 1:48.8.

In the world's greatest floating 440 series, UCLA's John Smith—who had been swapping victories all season with teammate Wayne Collett and Southern Cal's powerful Edesel Garrison—won the clincher in 45.3.

Smith's time equaled the world's best of the year—to that date. A week later, he rocketed to a world-record 44.5.

More than anything else, the sprints determined the team victory—chiefly

because of the little man who wasn't there: Southern Cal's Willie Deckard.

UCLA's championship chances had appeared to dwindle when the Bruins, in a trial heat, muffed the baton in the 440-relay—whose final victory was anchored for Southern California by Deckard.

But Deckard, favored for 20 points, even in his first big time competition as a junior-college transfer, ran dead last after stumbling two strides from the blocks in the 100 final. Then, in a 220 semifinal, an attack of asthma left the 143-pound sprinter limp, and he failed to qualify. Larry Black of North Carolina Central went on to victory at 20.5.

Even after that blow, Southern California had mustered 41 points to UCLA's 24 with three events remaining.

Francois Tracanelli, freshman from France, earned eight points for a second-place pole vault behind the 17-6¾ jump of Rice's Dave Roberts.

By then, UCLA's mile-relay team of Warren Edmonson, Reggie Echols, Smith and Collett had grabbed 10 points by duplicating, in 3:04.4, their 1970 championship run.

And, on the last try, with a lifetime best effort, Rogers triple-jumped his 53-7½ for six points that put the team trophy out of reach.

#### TEAM SCORES

UCLA	52	Duke (Du)	9	Pittsburgh (Pi)	4
Southern Cal (SCal)	41	Pennsylvania (Pe)	9	San Diego St. (SDS)	4
Oregon (Or)	38	Arizona St. (Ariz)	8	Utah (Ut)	4
Brigham Young (BY)	35	Long Beach St. (LB)	8	Washington St. (WaS)	4
Kansas (Ka)	27	Middle Tenn. (MT)	8	Kansas St. (KaS)	3
UTex. El Paso (UTEP)	26	Oregon St. (OrS)	8	Ab. Christian (AC)	2
N.C. Central (NCC)	26	Penn State (PS)	8	Army	2
California (Ca)	22	SMU	8	L.A. State (LAS)	2
Minnesota (Min)	20	Adelphi (Ad)	8	Eastern Ky. (EK)	2
Cal Poly (CP)	20	Western Mich. (WM)	7	Mich. State (MiS)	2
Kent State (KeS)	18	Arizona (Ariz)	6	Nebraska (Neb)	2
Ohio State (OhS)	17	Houston (H)	6	Northern Ariz. (NA)	2
Tennessee (Ten)	16	Illinois (Il)	6	Ashland (As)	2
Villanova (Vil)	14	Maryland (Mar)	6	San Fran. St. (SFS)	2
Washington (Was)	14	Oklahoma (Ok)	6	Dartmouth (Da)	1
Bowling Green (BG)	12	Oklahoma (OK)	6	Georgetown (G)	1
Rice (R)	12	Westmont (Westm)	6	Michigan (Mic)	1
San Jose St. (SJS)	12	Connecticut (Con)	4	Murray St. (MuS)	1
Wisconsin (Wis)	12	Eastern Mich. (EM)	4	Princeton (Pr)	1
Indiana (In)	11	Fordham (Fo)	4	Western Ky. (WK)	1
Southern U. (SU)	10	Kentucky (Ky)	4	Wichita St. (WiS)	1
Colorado (Colo)	9	Northwestern (Nw)	4		

Also competed—Arkansas St. (ArkS), Auburn (Au), Ball State (BS), Butler (Bu), CP Pomona (CPP), Central Wash. (CW), Chico St. (CS), Cincinnati (Ci), Columbia (Colu), Florida (Fl), Florida St. (FIS), Fresno St. (FrS), Fullerton St. (FuS), Furman (Fu), Georgia Tech (GT), Hayward St. (HS), Illinois St. (IIS), Indiana St. (InS), Kentucky St. (KyS), Lamar Tech (LT), LaSalle (LaS), Lincoln (Li), LSU, Manhattan (Man), Massachusetts (Mas), Memphis St. (MeS), Miami, O. (Mia), Missouri (Mis), Montana (Mon), Navy (Na), New Mexico (NM), NYU, North Carolina (NC), N.C. State (NCS), N.D. State (NDS), North Texas St. (NTS), NE Missouri (NEM), Notre Dame (ND), Occidental (Oc), Rhode Island (RI), Sacramento St. (Sac), South Carolina (SCar), Southern Ill. (SI), Stanford (St), Syracuse (Sy), Temple (Tem), Texas (Tex), Texas A&M (TAM), Tulane (Tu), UC Davis (UCD), UC Santa Barb. (UCSB), Utah State (US), Virginia Tech (VT), Wabash (Wab), West Virginia (WV).

#### 100-YARD DASH

**FIRST HEAT**—1. Daniels (Colo) 9.4, 2. Edmonson (UCLA) 9.4, 3. Payton (WaS) 9.4, 4. Gray (Mis) 9.5; also competed—Biggers (LB) 9.5, Hearvey (Or) 9.5, Ligons (SI) 9.7.  
**SECOND HEAT**—1. Deckard (SCal) 9.4, 2. Goodrich (In) 9.6, 3. Crockett (Sac) 9.7, 4. Pettus (SFS) 9.7; also competed—Hill (OhS) 9.7, Washington (MiS) 9.7, Brunson (Colo) 9.7.  
**THIRD HEAT**—1. Hart (Ca) 9.3, 2. Harris (OhS) 9.4, 3. Jackson (UTEP) 9.5, 4. Branch (Colo) 9.5; also competed—Miller (In) 9.5, Francis (St) 9.5, Welch (UCLA) 9.6.  
**FOURTH HEAT**—1. Turner (CP) 9.5, 2. Green (Ky) 9.5, 3. Amerison (Li) 9.6, 4. Brown (SCal) 9.6; also competed—Garrett (KyS) 9.6, Robinson (UCLA)

9.7, Fox (MeS) 9.8.

**SEMI-FINAL—FIRST HEAT**—1. Hart 9.4, 2. Harris 9.5, 3. Brown 9.6, 4. Payton 9.6; *also competed*—Turner 9.6, Crockett 9.6, Branch 9.6, Goodrich 9.7. **SECOND HEAT**—1. Daniels 9.4, 2. Edmonson 9.5, 3. Jackson 9.6, 4. Deckard 9.6; *also competed*—Green 9.6, Amerison 9.6, Pettus 9.7, Gray 9.8.

**FINAL**—1. Jackson 9.5, 2. Hart 9.5, 3. Harris 9.6, 4. Brown 9.6, 5. Edmonson 9.6, 6. Daniels 9.6; *also competed*—Payton 9.6, Deckard 9.7.

### 220-YARD DASH

**FIRST HEAT**—1. Daniels (Colo) 20.7, 2. Jackson (UTEP) 21.0, 3. Miller (In) 21.0, 4. Mitchell (H) 21.2; *also competed*—Banks (VT) 21.2, Mills (TAM) 21.3, Nash (GT) 21.3, Robinson (UCLA) 21.6. **SECOND HEAT**—1. Deckard (SCal) 20.5, 2. Goodrich (In) 20.9, 3. Hart (Ca) 21.0, 4. Moore (LB) 21.1; *also competed*—Supulski (Pe) 21.4, Garrett (KyS) 21.5, Fox (MeS) 21.6, Massie (Na) 21.9. **THIRD HEAT**—1. Black (NCC) 20.6, 2. Branch (Colo) 20.6, 3. Harris (Obs) 20.8, 4. Pettus (SFS) 21.1; *also competed*—Francis (St) 21.3, Hearvey (Or) 21.3, Highbaugh (In) 21.3, Driver (LAS) 21.6.

**SEMI-FINAL—FIRST HEAT**—1. Goodrich 21.4, 2. Harris 21.5, 3. Branch 21.7, 4. Hart 22.0; *also competed*—Mitchell 22.9, Deckard 23.1. **SECOND HEAT**—1. Daniels 21.3, 2. Black 21.4, 3. Pettus 21.7, 4. Miller 21.8; *also competed*—Jackson 21.8, Moore 21.8.

**FINAL**—1. Black 20.5, 2. Daniels 20.9, 3. Hart 20.9, 4. Goodrich 21.0, 5. Pettus 21.0, 6. Miller 21.1; *also competed*—Branch 21.1, Harris 21.2.

### 440-YARD DASH

**FIRST HEAT**—1. Collett (UCLA) 46.9, 2. Straub (R) 46.9, 3. Norman (Mis) 47.1, 4. Bond (Ten) 47.3; *also competed*—Brown (Oc) 47.3, Morton (Tex) 47.4, Jordan (KyS) 47.4, Kartman (Wis) 47.8. **SECOND HEAT**—1. Turner (MuS) 45.4, 2. Garrison (SCal) 46.1, 3. Alexander (KaS) 46.2, 4. Smith (UCLA) 46.2; *also competed*—Grandjean (R) 46.4, Bayless (HS) 46.6, Wills (LSU) 46.8, Banks (VT) 48.0.

**FINAL**—1. Smith 45.3, 2. Garrison 45.4, 3. Bond 46.0, 4. Collett 46.2, 5. Alexander 46.2, 6. Turner 46.5; *also competed*—Straub 47.1, Norman 47.2.

### 880-YARD RUN

**FIRST HEAT**—1. Philippe (Fo) 1:48.3, 2. Fabian (As) 1:48.4, 3. Drew (Ca) 1:48.7, 4. Neihouse (Ka) 1:49.0; *also competed*—Blackmon (TAM) 1:49.0, de la Cerda (UTEP) 1:50.5, Harris (KeS) 1:53.3. **SECOND HEAT**—1. Winzenried (Wis) 1:50.2, 2. Stephens (NTS) 1:50.2, 3. Phillips (Il) 1:50.3, 4. Hawkins (LaS) 1:50.7; *also competed*—Kaczka (SCar) 1:50.8, Peterson (KaS) 1:51.6, Wohlthuter (ND) disq. **THIRD HEAT**—1. Jones (UTEP) 1:48.6, 2. Waldrop (NC) 1:48.6, 3. Brown (Ca) 1:48.9, 4. Bach (Nw) 1:49.1; *also competed*—Jacques (Ka) 1:49.5, Vandrey (Wis) 1:50.1, Vinson (KaS) disq.

**SEMI-FINAL—FIRST HEAT**—1. Philippe 1:49.5, 2. Phillips 1:49.5, 3. Fabian 1:49.5, 4. Drew 1:49.5; *also competed*—Neihouse 1:49.8, Stephens 1:49.8. **SECOND HEAT**—1. Winzenried 1:49.8, 2. Jones 1:49.8, 3. Waldrop 1:50.0, 4. Brown 1:50.4; *also competed*—Hawkins 1:50.4, Bach 1:50.4.

**FINAL**—1. Winzenried 1:48.8, 2. Brown 1:49.5, 3. Phillips 1:49.5, 4. Fabian 1:49.6, 5. Philippe 1:49.7, 6. Jones 1:49.8; *also competed*—Drew 1:50.3, Waldrop 1:52.0.

### MILE RUN

**FIRST HEAT**—1. Wheeler (Du) 4:04.0, 2. Munson (OrS) 4:04.2, 3. Mosser (WV) 4:04.9; *also competed*—McClendon (Or) 4:05.2, Yarbrough (Tex) 4:07.4, Dean (LAS) 4:10.3, Rose (OKS) 4:13.3, Wright (Vil) 4:19.5. **SECOND HEAT**—1. Liguori (Vil) 4:00.7, 2. Carlbeg (Neb) 4:00.7, 3. Wilkins (NCS) 4:01.0; *also competed*—Baker (Mar) 4:01.8, Brown (Tu) 4:04.2, Meyers (CS) 4:08.8, Johnson (Was) 4:33.1, Smylie (Or) DNF. **THIRD HEAT**—1. Howe (KaS) 4:04.0, 2. Carr (SCal) 4:04.3, 3. Ritchie (Or) 4:04.6; *also competed*—Thornton (Pe), Stewart (OKS) 4:05.0, Francis (WaS) 4:05.2, Roberts (NM) 4:05.7, West (Ca) DNF. **FOURTH HEAT**—1. Mason (Vil) 4:00.8, 2. Ortiz (WK) 4:01.2, 3. LaBadie (Il) 4:01.3; *also competed*—Selby (NA) 4:01.8, Nalder (SI) 4:05.8, Fischer (Sy) 4:16.8, Manke (OKS) 4:18.7, Smith (Ka) 4:21.4.

**FINAL**—1. Liguori 3:57.6, 2. Wheeler 3:59.9, 3. Munson 4:00.7, 4. Mason 4:01.2, 5. Carlbeg 4:01.2, 6. Ortiz 4:01.4; *also competed*—Wilkins 4:02.2, Ritchie 4:07.5, Mosser 4:08.1, Carr 4:09.5, Howe 4:13.1, LaBadie 4:16.1.

### THREE-MILE RUN

**FIRST HEAT**—1. Prefontaine (Or) 13:34.6, 2. Fredericks (PS) 13:36.7, 3. Reid (BY) 13:38.5, 4. Hilton (H) 13:38.7, 5. Tocheri (NA) 13:40.0, 6. Sink (BC) 13:41.7; *also competed*—Herold (Wis) 13:43.1, Hogan (Mis) 13:50.0, Hill (SI) 14:03.4, Pharr (WIS) 14:05.2, Widgeon (NC) 14:08.6, Nelson (Ky) 14:11.6. **SECOND HEAT**—1. Kardong (St) 13:39.0, 2. Sigmont (H) 13:39.9, 3. Keogh (Man) 13:39.9, 4. Slack (NDS) 13:40.1, 5. Minty (EM) 13:40.8, 6. Danforth (BG) 13:41.9; *also competed*—Elliott (Ka) 13:44.5, Bednarski (UTEP) 13:54.3, Hitchcock (KaS) 14:05.8, Majors (GT) 14:08.0, Macias (LB) 14:16.6, Evans (SJS) 14:24.4, Matheny (SDS) 14:36.2, Gross (Il) 14:38.2.

**FINAL**—1. Prefontaine 13:20.1, 2. Fredericks 13:28.0, 3. Hilton 13:31.6, 4. Minty 13:39.7, 5. Sink 13:42.1, 6. Reid 13:46.4, *also competed*—Tocheri 13:47.7, Kardong 13:48.8, Danforth 13:56.6, Slack 14:13.4, Sigmont 14:23.2.

### SIX-MILE RUN

**FINAL**—1. Bjorklund (Min) 27:43.1, 2. Hindley (BY) 27:50.7, 3. Brown (Ten) 27:51.6, 4. Bringham (Ut) 27:52.2, 5. Sliney (NA) 27:53.6, 6. Bennett (WM) 27:54.3; *also competed*—Misner (PIS) 27:55.2, Legge (In) 27:55.4, Walsh (Vil) 28:11.8, Nelson (Ky) 28:11.8, Murphy (WaS) 28:15.0, Covert (FuS) 28:22.0, Ryan (CPP) 28:33.0, Bednarski (UTEP) 28:34.2, Heierding (Ok) 28:35.8, Wynder (BS) 28:38.2, Pryor (LB) 29:12.2, Bowerman (Wab) 29:12.8.

### 3000-METER STEEPLECHASE

**FIRST HEAT**—1. Liebenberg (WM) 8:47.1, 2. Sotutu (BY) 8:48.0, 3. Schurko (Pi) 8:48.1, 4. Kelley (In) 8:48.3, 5. Timm (Min) 8:49.0, 6. Hutchison (WaS) 8:52.4; *also competed*—Lathers (Or) 9:03.0, Hill (OrS) 9:03.7, Beardmore (Du) 9:04.4, Spradlin (UCD) 9:06.2, Cook (Mon) 9:06.6, Valotto (VT) no time, Kelly (CW) 9:16.0. **SECOND HEAT**—1. Haver (UCD) 8:52.4, 2. Lucas (G) 8:53.0, 3. Savage (Or) 8:54.0, 4. Sink (BG) 8:55.4, 5. Bayham (Mia) 8:56.8, 6. Silvius (EK) 8:57.4; *also competed*—Larson (Wis) 9:01.0, Press (In) 9:04.5, Goldner (OrS) 9:09.8, Gosaltz (WM) 9:11.2, Ritchie (LB) 9:15.2, Myers (BS) 9:15.4, Gray (ArkS) 9:27.2.

**FINAL**—1. Sink 8:30.9, 2. Savage 8:33.9, 3. Liebenberg 8:37.1, 4. Timm 8:39.0, 5. Silvius 8:49.0, 6. Lucas 8:51.3; *also competed*—Schurko 8:54.5, Sotutu 8:56.0, Haver 8:56.6, Bayham 9:03.4, Hutchison 9:06.8, Kelley 9:14.8.

### 120-YARD HURDLES

**FIRST HEAT**—1. Carty (SJS) 14.0, 2. Olsen (WaS) 14.2, 3. McMannon (ND) 14.3, 4. High (Ten) 14.4; *also competed*—Coffman (SCal) 14.4, Bates (Ka) 14.4, Novo (SCar) 14.8, Barfield (Ariz) no time. **SECOND HEAT**—1. Draper (NCC) 13.8, 2. Walker (Colo) 13.8, 3. Howser (Du) 14.1, 4. Ball (Ten) 14.5; *also competed*—Tipton (St) no time, Peters (Ky) 14.5, Redfearn (BY) 14.5. **THIRD HEAT**—1. Gibson (UTEP) 14.0, 2. Murray (Mic) 14.1, 3. Taylor (Nw) 14.3, 4. Kennard (Na) 14.4; *also competed*—Harris (Or) 14.5, Hodges (Tex) 14.6, Vandaveer (Ka) 14.6, Gaines (VT) 14.8. **FOURTH HEAT**—1. Milburn (SU) 13.5, 2. Babb (SCal) 13.5, 3. Woods (TAM) 13.8, 4. Aboyade-Cole (Is) 14.0; *also competed*—Rogers (PS) 14.2, Greene (OK) 14.2, Mattina (Ten) 14.2, Malik (Fu) 15.4.

**SEMI-FINAL—FIRST HEAT**—1. Draper 13.6, 2. Howser 13.7, 3. McMannon 13.8, 4. Carty 13.9; *also competed*—Murray 13.9, High 14.0, Kennard 14.2, Walker scratched. **SECOND HEAT**—1. Milburn 13.5, 2. Taylor 13.8, 3. Gibson 13.9, 4. Babb 13.9; *also competed*—Aboyade-Cole 14.1, Olsen 14.2, Ball 14.3, Woods 14.3.

**FINAL**—1. Milburn 13.6, 2. Draper 13.6, 3. Carty 13.8, 4. Taylor 13.8, 5. Babb 13.9, 6. Howser 14.0; *also competed*—Gibson 14.0, McMannon 14.1.

### 440-YARD HURDLES

**FIRST HEAT**—1. Bassett (NCC) 50.3, 2. White (St) 50.7, 3. Bolding (OKS) 51.4, 4. Hartwick (MicS) 51.5; *also competed*—Chatham (PS) 52.0, Brostus (Ca) 53.1. **SECOND HEAT**—Seymour (Was) 50.9, 2. Cronholm (R) 51.2, 3. King (SDS) 51.6, 4. Rondeau (UTEP) 51.6; *also competed*—Low (BY) 51.8, Lee (Ca) 53.3, Hodges (Tex) 54.5. **THIRD HEAT**—1. Mann (BY) 50.9, 2. Bornkessel (Ka) 51.0, 3. Koster (Il) 51.0, 4. Bresler (Au) 51.3; *also competed*—Ruby (LB) 51.4, Olsen (WaS) 52.5, Elwell (Tem) 52.6.

**SEMI-FINAL—FIRST HEAT**—1. Mann 50.5, 2. Bolding 50.6, 3. Seymour 50.7, 4. Cronholm 50.8; *also competed*—Rondeau 50.8, Koster 52.0. **SECOND HEAT**—1. Bassett 50.3, 2. Hartwick 50.8, 3. Bresler 51.4, 4. White 51.8; *also competed*—Bornkessel 52.9, King 1:23.6.

**FINAL**—1. Mann 49.6, 2. Bassett 50.3, 3. Bolding 50.3, 4. Seymour 50.7, 5. Hartwick 51.4, 6. Cronholm 51.6; *also competed*—White 51.6, Bresler 52.7.

### HIGH JUMP

**FINAL**—1. Brown (CP) 7-3, 2. tie among Allen (Ariz), Hollins (SCal) and Heikkila (Min) 7-0, 5. Matzdorf (Wis) 7-0, 6. Mann (Mic) 7-0; *also competed*—Hauptert (In) 7-0, Huff (UCLA) 6-10, Wright (WaS) 6-10, David (Mar) 6-10, Adama (In) 6-10, Cooksey (InS) 6-8.

### LONG JUMP

**FINAL**—1. Moore (Or) 25-9/8, 2. Hines (SCal) 25-6/8, 3. Bendixen (UCLA) 25-2, 4. Robinson (SDS) 25-1/4, 5. Rea (Pi) 24-10, 6. Carrington (WiS) 24-9/8; *also competed*—Lanier (Ci) 24-6/8, Haynes (MT) 24-5.

**POLE VAULT**

**FINAL**—1. Roberts (R) 17-6½, 2. Tracanelli (UCLA) 17-0, 3. Craig (Ok) 16-6, 4. Richards (SJS) 16-6, 5. Dias (SJS) 16-6, 6. Blair (Pe) 16-6; *also competed*—Ernst (WaS) 16-0, Bussabarger (Colo) 16-0, Klyop (Vil) 16-0, Curnow (UTEP) 16-0, Carrigan (St) 15-6, Bryde (WaS), Allbritton (NEM), Heglar (UTEP).

**SHOT PUT**

**FINAL**—1. Salb (Ka) 66-11½, 2. Walker (SMU) 64-7¼, 3. DeBernardi (UTEP) 64-6, 4. Stuart (Ky) 64-2½, 5. Lane (SCal) 63-2½, 6. Wilhelm (Ka) 62-10¼; *also competed*—Shmook (Or) 62-8, Monari (UTEP) 62- ¼.

**DISCUS**

**FINAL**—1. Louisiana (BY) 194-10, 2. DeBernardi (UTEP) 193-11, 3. Pecar (BY) 183-3, 4. Salb (Ka) 183-2, 5. Ostoich (UCLA) 179-8, 6. Antunovich (SCal) 178-2, *also competed*—Monari (UTEP) 177-7, Freberg (UCLA) 174-6.

**JAVELIN**

**FINAL**—1. Feldmann (Was) 259-0, 2. Murro (AriS) 257-1, 3. Bacon (Mar) 252-2, 4. Colson (Ka) 249-4, 5. Kouvolo (Pi) 242-10, 6. Morland (KaS) 240-0; *also competed*—Gill (PS) 234-2, Kennedy (Ca) 231-1.

**HAMMER THROW**

**FINAL**—1. Accambray (KeS) 227-10, 2. Schoterman (KeS) 216-1, 3. Penny (Ka) 198-6, 4. Paliwoda (Con) 193-11, 5. Shuff (Army) 192-7, 6. Dinneen (Da) 192-1; *also competed*—McLaughlin (Na) 187-4, Tenisci (WaS) 186-5.

**TRIPLE JUMP**

**FINAL**—1. Gill (CP) 54-8½, 2. McClure (MT) 53-8¾, 3. Rogers (UCLA) 53-7½, 4. Butts (UCLA) 53-3¼, 5. Reader (OrS) 52-6, 6. Vanley (UTEP) 51-4¾; *also competed*—Jackson (SCal) 51-3½, Kelly (NC) 50-11.

**DECATHLON**

**FINAL**—1. Hupp (OhS) 7456, 2. Samara (Pe) 7322, 3. Bakley (Westm) 7174, 4. Wash (WaS) 7143, 5. Dixon (LÁS) 7103, 6. Foucher (Pr) 6973; *also competed*—Evans (Con) 6914, George (FrS) 6897, Miller (As) 6857, Schur (Ka) 6598, Monahan (WaS), Pettes (Ok), Whitson (LT) did not finish.

**440 RELAY**

**FINAL**—1. Southern Cal (Babb, Garrison, Brown, Deckard) 39.5, 2. Long Beach St. (Biggers, London, Palmer, Moore) 40.0, 3. Indiana (Goodrich, Miller, Powell, Highbaugh) 40.1, 4. Oregon (Martin, Harris, Hearvey, Swainson) 40.5, 5. Kansas (Scavuzzo, Johnson, Reeves, Bates) 40.5, 6. Ohio State (Johnson, Hill, Collins, Harris) 41.0; *also competed*—Cal Poly 41.8, Colorado scratched.

**MILE RELAY**

**FINAL**—1. UCLA (Edmonson 46.9, Echols 47.2, Smith 45.1, Collett 45.2) 3:04.4, 2. Adelphi (Lee 47.9, Davis 46.5, Walker 45.5, McPherson 46.0) 3:05.9, 3. Oregon (Buford 47.5, Blackmon 46.4, Chapman 46.5, Vance 46.0) 3:06.4, 4. Tennessee (Craig 48.0, Hardy 46.9, James 46.1, Bond 46.9) 3:07.9, 5. Ab. Christian (Overly 47.5, Woodroof 45.9, McGuire 47.9, Colglazier 47.4) 3:08.7, 6. Rice (Dicke 48.2, Straub 47.8, Bingham 47.3, Grandjean 45.9) 3:09.2; *also competed*—Murray St. 3:09.6, Temple 3:17.4.

**OREGON TO HOST 1972 OLYMPICS FINAL TRIALS**

The University of Oregon, host of the 1972 National Collegiate Championships, June 1-3, also will be the site of the track and field Final Olympic Trials. The latter will be conducted over a 10-day period starting not earlier than June 28 and not later than July 1.

The first three place finishers in the trials will qualify for the U.S. team in the Olympic Games at Munich, Germany, August 26 to September 10, 1972.

**1971 All-America Team—University Division**

Following the National Collegiate Championships, the NCAA Rules Committee selected the 1971 All-America Team. A certificate is awarded each member by the U.S. Track Coaches Assn. Listing is alphabetical, not in preferential order.

**100-YARD DASH**

LEON BROWN ..... Southern Cal  
JIMMIE HARRIS ..... Ohio State  
EDDIE HART ..... California  
HARRINGTON JACKSON ..... UTEx. El Paso

**220-YARD DASH**

LARRY BLACK ..... N.C. Central  
GEORGE DANIELS ..... Colorado  
MIKE GOODRICH ..... Indiana  
EDDIE HART ..... California

**440-YARD DASH**

DARWIN BOND ..... Tennessee  
WAYNE COLLETT ..... UCLA  
EDELSEL GARRISON ..... Southern Cal  
JOHN SMITH ..... UCLA

**880-YARD RUN**

RICK BROWN ..... California  
JAY FABIAN ..... Ashland  
RONNIE PHILLIPS ..... Illinois  
MARK WINZENRIED ..... Wisconsin

**MILE RUN**

MARTY LIQUORI ..... Villanova  
CHRIS MASON ..... Villanova  
KEITH MUNSON ..... Oregon St.  
BOB WHEELER ..... Duke

**THREE-MILE RUN**

GREG FREDERICKS ..... Penn State  
LEONARD HILTON ..... Houston  
GORDON MINTY ..... Eastern Mich.  
STEVE PREFONTAINE ..... Oregon

**SIX-MILE RUN**

GARRY BJORKLUND ..... Minnesota  
SCOTT BRINGHURST ..... Utah  
DOUG BROWN ..... Tennessee  
DAVE HINDLEY ..... Brigham Young

**120-YARD HIGH HURDLES**

GEORGE CARTY ..... San Jose St.  
RON DRAPER ..... N.C. Central  
RODNEY MILBURN ..... Southern U.  
RICHARD TAYLOR ..... Northwestern

**440-YARD HURDLES**

MELVIN BASSETT ..... N.C. Central  
JIM BOLDING ..... Okla. State  
RALPH MANN ..... Brigham Young  
JIM SEYMOUR ..... Washington

**3000-METER STEEPLECHASE**

JEROME LIEBENBERG ..... Western Mich.  
STEVE SAVAGE ..... Oregon  
SID SINK ..... Bowling Green  
DON TIMM ..... Minnesota

**HIGH JUMP**

LORENZO ALLEN ..... Arizona  
REYNALDO BROWN ..... Cal Poly  
TIM HEIKKILA ..... Minnesota  
LARRY HOLLINS ..... Southern Cal

**LONG JUMP**

FINN BENDIXEN ..... Southern Cal  
HENRY HINES ..... Southern Cal  
J. E. MOORE ..... Oregon  
ARNIE ROBINSON ..... San Diego St.

**POLE VAULT**

TOM CRAIG ..... Oklahoma  
BOB RICHARDS, JR. .... San Jose St.  
DAVE ROBERTS ..... Rice  
FRANCOIS TRACANELLI ..... UCLA

**SHOT PUT**

FRED DEBERNARDI ..... UTEx. El Paso  
KARL SALB ..... Kansas  
JESSE STUART ..... Kentucky  
SAM WALKER ..... SMU

**DISCUS**

FRED DEBERNARDI ..... UTEx. El Paso  
MIKE LOUISIANA ..... Brigham Young  
ZDRAVKO PECAR ..... Brigham Young  
KARL SALB ..... Kansas

**JAVELIN**

JOHN BACON ..... Maryland  
SAM COLSON ..... Kansas  
CARY FELDMANN ..... Washington  
MARK MURRO ..... Arizona St.

**HAMMER THROW**

JACQUES ACCAMBRAY ..... Kent State  
BILL PENNY ..... Kansas  
ALFRED POLIWODA ..... Connecticut  
ALBERT SCHOTERMAN ..... Kent State

**TRIPLE JUMP**

JAMES BUTTS ..... UCLA  
MOHINDER GILL ..... Cal Poly  
BARRY MCCLURE ..... Middle Tenn.  
DENNY ROGERS ..... UCLA

**DECATHLON**

BILL BAKLEY ..... Westmont  
RAY HUPP ..... Ohio State  
FRED SAMARA ..... Pennsylvania  
PHIL WASH ..... Washington St.

**440 RELAY**—INDIANA (Mike Goodrich, Mike Miller, Gary Powell, Larry Highbaugh); LONG BEACH ST. (Curtis Biggers, Ernest London, Clarence Palmer, Dannie Moore); OREGON (Robert Martin, Ivory Harris, Albert Hearvey, John Swainson); SOUTHERN CAL (Lance Babb, Edesel Garrison, Leon Brown, Willie Deckard).

**MILE RELAY**—ADELPHI (Ray Lee, Keith Davis, Dennis Walker, Clyde McPherson); OREGON (Vince Buford, Doug Chapman, Craig Blackmon, Weldon Vance); TENNESSEE (James Craig, Audry Hardy, Trevor James, Darwin Bond); UCLA (Warren Edmondson, Reggie Echols, John Smith, Wayne Collett).





I HAVE TO DO THIS EVERY LAP?—UC Davis steeplechaser Ed Haver takes a soggy step after a water jump during event in College Division championships at Sacramento. Haver ran, jumped and splashed his way to a meet record time of 8:51.1.

## NATIONAL COLLEGE DIVISION CHAMPIONSHIPS

# Kentucky State's Higher-Quality Five Embarrassed Numbers-Rich Contenders

By DON BLOOM

Sports Writer, The Sacramento (Cal.) Bee

Seldom have so few accomplished so much.

From Kentucky State College they came—Dick Garrett, Steve Jordan, Charles Stallworth, Allen Pinkston and Ronald Murphy—coach Kenneth Gibson's Thoroughbreds.

And the unheralded five tracksters from Kentucky walked out of Sacramento State's Hornet Stadium on June 12th with the national college division track and field team championship in the ninth annual event.

Gibson's swift quintet chalked up 42 points, relegating defending champion Cal Poly of San Luis Obispo to the runnerup spot with 33, just one ahead of host Sacramento State. The new champs accomplished their unexpected feat not with quantity, but with quality.

How they did it was nothing short of amazing.

Five runners. Five places. Two first, two seconds and a third.

**ON A COLD AND WINDY NIGHT**, Garrett won the 100 in 9.7. Jordan copped the 440 in 46.8. Garrett ran 21.2 for the furlong silver medal. He anchored the team composed of Jordan, Stallworth and Murphy to second in the 440 relay in 40.6. Jordan served as anchorman with Stallworth, Pinkston and Murphy for third in the mile relay in 3:11.5.

That wrapped it up. With Garrett scoring 20 points and Jordan adding 13½, the two Thoroughbreds outscored every other school at the meet.

The two-day meet produced seven records, two by Eastern Michigan's London-born Gordon Minty. The 23-year old freshman won the three-mile in 13:36.4 and added the six-mile in 28:45.7, sprinting most of the final lap with a wide smile on his face. It was his first 24-lapper in three years.

Behind runnerup Mike Slack of North Dakota State were two Fullerton State runners, Mark Covert and Jerry Farrell.


C.W. Post's Ron Stonitsch held both marks at 13:56.0 and 28:46.9 before Minty's assault.

### SOUTHERN UNIVERSITY'S

Rod Milburn clipped four-tenths off the high hurdles mark shared by Fresno State's Sid Nicholas (1964) and Eastern Michigan's Bill Tipton (1970) with a 13.5 despite a stiff wind.

Ironically, North Caro-

Don Bloom began his sportswriting career as a Woodland (Cal.) High School junior covering prep events for the Woodland Daily Democrat.



After studying journalism at Sacramento City College and San Jose State (where he was a track letter winner as a hurdler), Bloom returned to the Democrat and served as sports editor for seven years.

In 1963 he went to the Bee, where he now is a sports columnist.

His track assignments have included Pacific Coast and Pac-8 Conference championships, the NCAA championships, and the 1960 Olympics in Rome.

lina Central's Ron Draper, second to Tipton in 1970, again was the runner-up, clocking a 13.6. Milburn's Sacramento time was sandwiched between his two world-record efforts of 13 seconds flat. Milburn and Draper went on to finish 1-2 in the USA-USSR meet at Berkeley.

Ashland's Jay Fabian, a runnerup in 1970, smashed San Diego State's Rick Hermann's 1:49.3 1966 record in the 880 with a sparkling 1:48.3, defeating second place Eugene Weiss of Montclair State by 1.2 seconds.

Cal Poly phenom Reynaldo Brown dominated a strong high jump field, leaping 7-1½ to top the 7-year-old mark set by 6-10½ bouncer John Rambo of Long Beach State. Eric Howard of Morgan State would have won any other year with his 7- ¼ effort.

**THE ADELPHI UNIVERSITY FOURSOME** of Ray Lee, Keith Davis, Dennis Walker and Clyde McPherson ran 3:07.5 in the mile relay heat and final to eclipse their own mark of 3:08.9 set in 1970.

Kentucky State actually won the championship by non-recorded 100th of seconds. Believe it or not . . .

In the 100, five sprinters ran 9.7—Garrett, Lincoln's James Amerison, Cal Poly's Bobby Turner, San Francisco State's John Pettus and Sacramento State freshman Ralph Ligons. But Garrett got there first.

North Carolina Central's Larry Black clocked 20.9 to win the 220 and 3/10ths back were three 21.2 clockers—Garrett, Pettus and Adelphi's Walker. But, once again, Garrett got there first.

It happened again in the 440. Jordan and Occidental's Hugh Brown ran 46.8. But Jordan got there first.

And the 440 relay was nearly as close. Sacramento State's Ligons, Tommy Allen, Quentin Pruitt and Clarence Jones won in 40.5, followed by anchorman Garrett, two feet ahead of Cal Poly's Turner, 40.6 to 40.7.

**THE MILE FINISH ALSO WAS A PHOTO**, with Eastern Michigan's Wayne Seiler outlasting Chico State's Gene Meyers at the tape, both running 4:06.2.

The other hurdle winner was intermediate king Melvin Bassett of North Carolina Central in 51.3 for the 440-yard event.

In 1970, UC Davis star Ed Haver was favored to win the steeplechase. Teammate Byron Spradlin won. In 1971 Spradlin was favored to win. But this time Haver was the victor in 8:51.1, a record time. Humboldt State's Daniel Mullens was third, Spradlin fourth and Sacramento State's Kevin Furey fifth, giving the Far Western Conference four of the first five places.

The grueling decathlon gold medal went to Westmont's Bill Bakley, who outscored favored Gene Miller of Ashland, 7,097 to 6,944. Eighth with 6,268 points was Northeast Missouri's Don Allbritton, who showed his versatility as he highjumped 6-6 for sixth place and polevaulted 15-6½ for fifth place in the open competition.

**IN THE SAND PITS**, Northeast Missouri's Tom Geredine longjumped 24-7¼ and India's Olympian, Mohinder Singh Gill of Cal Poly, triple jumped 51-10. Geredine, at 51-3¼, was about to become a double winner until Gill successfully defended his title on his final jump.

Throwing event titles were won by Hayward State's 235-2 javelinist Andy Weber; Northern Iowa's 57-8¾ shotputter Mike McCready, who was a silver medalist in 1970; Millersville's 171-4 discus tossing Karl Bivans and Southern Connecticut's 186-10 hammer thrower Frank Bredice.

Nothing proved more competitive than the pole vault. Eight men cleared 15-6½. But the crown went to Occidental's Dan Steben on fewest-misses.

Like the Thoroughbreds from Kentucky State, Steben got there first . . .

## TEAM SCORES

Kentucky St. (KS) . . .	42	Mankato St. (MaS) . .	14	Humboldt St. (HuS) . .	8
Cal Poly (CP) . . . . .	33	So. Dak. St. (SDS) . . .	14	Montclair St. (MonS) .	8
Sacramento St. (Sac) .	32	Central Mich. (CM) . . .	12	McNeese St. (Mc) . . .	8
Eastern Mich. (EM) . . .	30	Northern Iowa (NI) . . .	12	E. Stroudsburg (ES) . .	8
N.C. Central (NCC) . . .	30	SW Louisiana (SWL) . .	12	Northern Colo. (NC) . .	7
Fullerton St. (F) . . . .	27	Eastern Ill. (EI) . . . . .	11	Wheaton (Wh) . . . . .	6
Adelphi (Ad) . . . . .	26	Southern Conn. (SCon)	10	St. John's, Minn. (SJ) .	6
Hayward St. (HaS) . . . .	26	Seattle Pacific (SP) . . .	10	Springfield (Sp) . . . .	4
NE Missouri (NEM) . . . .	26	Millersville (Mi) . . . . .	10	Kenyon (K) . . . . .	3
Ashland (As) . . . . .	22	Southern U. (SU) . . . .	10	UI Chicago (UC) . . . . .	2
Occidental (O) . . . . .	22	San Francisco St. (SFS)	10	Hamilton (Ham) . . . . .	2
Lincoln (L) . . . . .	17½	Central Conn. (CC) . . . .	9	Baldwin-Wallace (BW) .	2
Westmont (We) . . . . .	16	C.P. Pomona (CPP) . . . .	9	Denison (D) . . . . .	1
N.D. State (NDS) . . . . .	15	Wabash (Wa) . . . . .	8	Akron (Ak) . . . . .	1
Chico St. (CS) . . . . .	15	Morgan St. (MorS) . . . .	8	St. Cloud (StC) . . . . .	1
UC Davis (UCD) . . . . .	14½	SE Missouri (SEM) . . . .	8	Coast Guard (CG) . . . .	1
C.W. Post (CWP) . . . . .	14	UC Riverside (UCR) . . . .	8	Morningside (Morn) . . .	1

*Also competed*—Alma, Amherst, Augustana (Ill.), Boston St., Calvin, Case Western, Central Mo., Colby, Colo. Western, DePauw, Elmhurst, Grinnell, Hiram, Luther, Macalester, MIT, Mount Union, North Central, Ohio Wesleyan, Oneonta St., Oregon Col., Oswego St., PMC Colleges, Prairie View, Puget Sound, Rochester Tech, St. Olaf, San Fernando Valley, Shippensburg, SI Edwardsville, SW Missouri, Southwestern (Tenn.), Towson St., UMo. Rolla, Valparaiso, Wartburg, Wayne St., Western Ill., Westfield St., Wilberforce, Wooster.

## 100-YARD DASH

FINAL—1. Garrett (KS) 9.7, 2. Amerison (L) 9.7, 3. Turner (CP) 9.7, 4. Pettus (SFS) 9.7, 5. Ligons (Sac) 9.7, 6. Jones (Sac) 9.8.

## 220-YARD DASH

FINAL—1. Black (NCC) 20.9, 2. Garrett (KS) 21.2, 3. Pettus (SFS) 21.2, 4. Walker (Ad) 21.2, 5. Ligons (Sac) 21.3, 6. Turner (CP) 21.5.

## 440-YARD DASH

FINAL—1. Jordan (KS) 46.8, 2. Brown (O) 46.8, 3. Bayless (HaS) 47.0, 4. McPherson (Ad) 47.2, 5. Davis (Ad) 47.2, 6. Gesell (NDS) 47.4.

## 880-YARD RUN

FINAL—1. Fabian (As) 1:48.3, 2. Weiss (MonS) 1:49.5, 3. Thompson (F) 1:51.0, 4. Eashman (HaS) 1:51.1, 5. Jacobi (EI) 1:51.2, 6. Bohlayer (CG) 1:51.5.

## MILE RUN

FINAL—1. Seiler (EM) 4:06.2, 2. Meyers (CS) 4:06.2, 3. Kampa (NDS) 4:07.7, 4. Botterill (SWL) 4:08.4, 5. Carr (Ham) 4:09.0, 6. Ellison (CS) 4:09.0.

## THREE-MILE RUN

FINAL—1. Minty (EM) 13:36.4, 2. Slack (NDS) 13:37.2, 3. Covert (F) 13:46.8, 4. Casso (F) 13:49.5, 5. Ryan (CPP) 13:50.2, 6. Twedt (NI) 13:52.0.

## SIX-MILE RUN

FINAL—1. Minty (EM) 28:45.7, 2. Bowerman (Wa) 28:46.1, 3. Covert (F) 29:09.4, 4. Ryan (CPP) 29:13.3, 5. Howell (NCC) 29:22.5, 6. Alexander (D) 29:28.2.

## 120-YARD HIGH HURDLES

FINAL—1. Milburn (SU) 13.5, 2. Draper (NCC) 13.6, 3. Kluk (SJ) 14.0, 4. Derr (CM) 14.1, 5. Bettiga (HuS) 14.1, 6. Jackson (EI) 14.2.

## 440-YARD HURDLES

FINAL—1. Bassett (NCC) 51.3, 2. Jackson (EI) 51.8, 3. Carlson (SDS) 52.5, 4. Baker (As) 52.6, 5. Brasell (Mc) 52.7, 6. Everett (Morn) 52.8.

## 3000-METER STEEPLECHASE

FINAL—1. Haver (UCD) 8:51.1, 2. Costello (CM) 8:58.0, 3. Mullens (HuS) 9:06.2, 4. Spradlin (UCD) 9:07.7, 5. Furey (Sac) 9:12.4, 6. Renneberg (StC) 9:14.3.

## HIGH JUMP

FINAL—1. Brown (CP) 7-1½, 2. Howard (MorS) 7- ¼, 3. Coleman (We) 6-10, 4. Bygd (MaS) 6-10, 5. Lytle (BW) 6-8, 6. Allbritton (NEM) 6-8.

**LONG JUMP**

**FINAL**—1. Geredine (NEM) 24-7½, 2. Barfield (UCR) 24-7, 3. Lee (Ad) 24-6½, 4. Proell (MaS) 24-1¼, 5. Thompson (K) 24-1¼, 6. Amison (Ak) 23-11.

**POLE VAULT**

**FINAL**—1. Steben (O) 15-6½, 2. tie Davies (NC) and Frank (SDS) 15-6½, 4. Rutherford (HaS) 15-6½, 5. Allbritton (NEM) 15-6½, 6. tie Oakley (L) and Shattuck (UCD) 15-6½.

**SHOT PUT**

**FINAL**—1. McCready (NI) 57-8¾, 2. Wadlington (SEM) 56-3¾, 3. McKenzie (Sac) 55-1¼, 4. LaFond (F) 54-8¾, 5. Lindgren (UIC) 54-6¾, 6. Juarez (F) 52-¾.

**DISCUS**

**FINAL**—1. Bivans (Mi) 171-4, 2. McKenzie (Sac) 169-4, 3. Wright (Wh) 167-4, 4. Wigton (O) 164-0, 5. Holbrook (CS) 160-0, 6. McCready (NI) 157-0.

**JAVELIN**

**FINAL**—1. Weber (HaS) 235-2, 2. Long (ES) 229-3, 3. Seymour (Mc) 220-7, 4. Foreman (SP) 215-2, 5. Healy (Sp) 214-2, 6. Trengrove (CC) 212-3.

**HAMMER THROW**

**FINAL**—1. Bredice (SCon) 186-10, 2. Cieslowski (CC) 166-2, 3. Parrott (CWP) 163-5, 4. Pallan (CWP) 160-1, 5. Bould (CWP) 150-3, 6. Pitts (CFP) 147-9.

**TRIPLE JUMP**

**FINAL**—1. Gill (CP) 51-10, 2. Geredine (NEM) 51-3¾, 3. Proell (MaS) 48-10¼, 4. Washington (CS) 48-9¼, 5. Katzenstein (Sp) 48-8¾, 6. Moore (Sac) 48-6¾.

**DECATHLON**


**FINAL**—1. Bakley (We) 7067, 2. Miller (As) 6944, 3. Spaet (SP) 6824, 4. Harting (NEM) 6802, 5. Linsey (HaS) 6766, 6. Berentes (NEM) 6553.

**400-YARD RELAY**

**FINAL**—1. Sacramento St. (Ligons, Allen, Pruitt, Jones) 40.5, 2. Kentucky St. (Jordan, Stallworth, Murphy, Garrett) 40.5, 3. Cal Poly (Bennett, Haley, Henry, Turner) 40.7, 4. SW Louisiana (Thompson, Credeur, Killingsworth, Cook) 41.2, 5. C.P. Pomona 41.2, 6. Lincoln 41.4.

**MILE RELAY**

**FINAL**—1. Adelphi (Lee, Davis, Walker, McPherson) 3:07.5, 2. Lincoln (Lyles, Middleton, Conner, Boyd) 3:10.8, 3. Kentucky St. (Stallworth, Pinkston, Murphy, Jordan) 3:11.5, 4. SW Louisiana (Killingsworth, Burnett, Credeur, Thompson) 3:12.5, 5. C.W. Post 3:12.6, 6. So. Dak. St. 3:13.9.



**HAPPY LANDING**—Tom Geredine, Northeast Missouri's leaper par excellence, might be grimacing or shouting upon landing after 24-7½ long jump at college division championships. Effort was good for win, so maybe he's smiling, at that.

# 1971 All-America Team—College Division

Following the National College Division Championships, the Games Committee selected the 1971 All-America Team with approval of the NCAA Rules Committee. A certificate is awarded to each member by the U.S. Track Coaches Assn. Listing is alphabetical, not in preferential order.

**100-YARD DASH**

JAMES AMERISON ..... Lincoln  
DICK GARRETT ..... Kentucky St.  
JOHN PETTUS ..... San Francisco St.  
BOBBY TURNER ..... Cal Poly

**220-YARD DASH**

LARRY BLACK ..... N.C. Central  
DICK GARRETT ..... Kentucky St.  
JOHN PETTUS ..... San Francisco St.  
DENNIS WALKER ..... Adelphi

**440-YARD DASH**

KERMIT BAYLESS ..... Hayward St.  
HUGH BROWN ..... Occidental  
STEVE JORDAN ..... Kentucky St.  
CLYDE MCPHERSON ..... Adelphi

**880-YARD RUN**

JAY FABIAN ..... Ashland  
WILLIE EASHMAN ..... Hayward St.  
CURT THOMPSON ..... Fullerton St.  
EUGENE WEISS ..... Montclair St.

**MILE RUN**

ARTHUR BOTTERILL ..... SW Louisiana  
DAVE KAMPA ..... N.D. State  
GENE MEYERS ..... Chico St.  
WAYNE SELLER ..... Eastern Mich.

**THREE-MILE RUN**

JOHN CASSO ..... Fullerton St.  
MARK COVERT ..... Fullerton St.  
GORDON MINTY ..... Eastern Mich.  
MIKE SLACK ..... N.D. State

**SIX-MILE RUN**

RICHARD BOWERMAN ..... Wabash  
MARK COVERT ..... Fullerton St.  
GORDON MINTY ..... Eastern Mich.  
WILLIAM RYAN ..... CP Pomona

**120-YARD HIGH HURDLES**

DAVE DERR ..... Central Mich.  
RON DRAPER ..... N.C. Central  
DON KLUK ..... St. John's, Minn.  
RODNEY MILBURN ..... Southern U.

**440-YARD HURDLES**

BRUCE BAKER ..... Ashland  
MELVIN BASSETT ..... N.C. Central  
GLENN CARLSON ..... S.D. State  
ROD JACKSON ..... Eastern Ill.

**3000-METER STEEPLECHASE**

JOHN COSTELLO ..... Central Mich.  
ED HAVER ..... UC Davis  
DANIEL MULLENS ..... Humboldt St.  
BYRON SPRADLIN ..... UC Davis

**HIGH JUMP**

REYNALDO BROWN ..... Cal Poly  
GENE BYGD ..... Mankato St.  
RON COLEMAN ..... Westmont  
ERIC HOWARD ..... Morgan St.

**LONG JUMP**

DON BARFIELD ..... UC Riverside  
TOM GEREDINE ..... NE Missouri  
RAY LEE ..... Adelphi  
DUANE PROELL ..... Mankato St.

**POLE VAULT**

VAN DAVIES ..... Northern Colo.  
LARRY FRANK ..... So. Dak. St.  
STEVE RUTHERFORD ..... Hayward St.  
DAN STEBEN ..... Occidental

**SHOT PUT**

STEVE LAFOND ..... Fullerton St.  
MIKE MCCREADY ..... Northern Iowa  
DAVE MCKENZIE ..... Sacramento St.  
RICK WADLINGTON ..... SE Missouri

**DISCUS**

KARL BIVANS ..... Millersville  
DAVE MCKENZIE ..... Sacramento St.  
MIKE WIGTON ..... Occidental  
JEFF WRIGHT ..... Wheaton

**JAVELIN**

CLYDE FOREMAN ..... Seattle Pacific  
EDWARD LONG ..... E. Stroudsburg  
A. J. SEYMOUR ..... McNeese St.  
ANDY WEBER ..... Hayward St.

**HAMMER THROW**

FRANK BREDICE ..... Southern Conn.  
TOM CIESLOWSKI ..... Central Conn.  
TOM PALLAN ..... C.W. Post  
TOM PARROTT ..... C.W. Post

**TRIPLE JUMP**

TOM GEREDINE ..... NE Missouri  
MOHINDER GILL ..... Cal Poly  
DUANE PROELL ..... Mankato St.  
RANDY WASHINGTON ..... Chico St.

**DECATHLON**

BILL BAKLEY ..... Westmont  
EUGENE MILLER ..... Ashland  
STEVE HARTING ..... NE Missouri  
BILL SPAET ..... Seattle Pacific

**440 RELAY**—CAL POLY (Swanson Bennett, John Haley, Lowell Henry, Bobby Turner); KENTUCKY ST. (Steve Jordan, Charles Stallworth, Ronald Murphy, Dick Garrett); SACRAMENTO ST. (Ralph Ligons, Tom Allen, Quentin Pruitt, Clarence Jones); SW LOUISIANA (Aaron Thompson, Don Credeur, Steve Killingsworth, Charles Cook).

**MILE RELAY**—ADELPHI (Ray Lee, Keith Davis, Dennis Walker, Clyde McPherson); KENTUCKY ST. (Charles Stallworth, Allen Pinkston, Ronald Murphy, Steve Jordan); LINCOLN (Willie Lyles, Chris Middleton, Steve Conner, Tom Boyd); SW LOUISIANA (Steve Killingsworth, Bob Burnett, Don Credeur, Aaron Thompson).

# The Best Performances By Collegians

Compiled By **BOB STEINER**

Sports Information Director, University of California

In Cooperation With **TRACK & FIELD NEWS**

100-YARD DASH	
Name, College	Best Mark
Branch, Colorado	9.2
Daniels, Colorado	9.2
Deckard, Southern Cal	9.2
Green, Kentucky	9.2
McGee, Alcorn A&M	9.2
Phillips, Grambling	9.2
Baldwin, Dallas Baptist	9.2
Amerison, Lincoln	9.3
Battie, Troy State	9.3
Crockett, Southern Ill.	9.3
Edmonson, UCLA	9.3
Jackson, UTex. El Paso	9.3
Lawson, Idaho State	9.3
Ravelomanantsoa, Westmont	9.3
Schultz, Okla. State	9.3
Sims, Alcorn A&M	9.3
Taylor, Southern U.	9.3
Washington, Mich. State	9.3
Hart, California	9.3
Turner, Cal Poly	9.3
<i>wind-aided</i>	
Green, Kentucky	9.0
McGee, Alcorn A&M	9.1
Branch, Colorado	9.1n
Crockett, Southern Ill.	9.1

220-YARD DASH	
Name, College	Best Mark
Deckard, Southern Cal	20.2
Daniels, Colorado	20.4
Black, N.C. Central	20.5
Garrison, Southern Cal	20.5n
Baldwin, Dallas Baptist	20.6
Branch, Colorado	20.6
Edmonson, UCLA	20.6n
Lawson, Idaho State	20.6
Coffee, LSU	20.7
Garrett, Kentucky St.	20.7
Goodrich, Indiana	20.7
Highbaugh, Indiana	20.7
Jackson, UTex. El Paso	20.7
Walker, Adelphi	20.7
<i>wind-aided</i>	
Black, N.C. Central	20.4

400-YARD DASH	
Name, College	Best Mark
Smith, UCLA	44.5
Collett, UCLA	44.7n
Garrison, Southern Cal	45.4
Turner, Murray St.	45.4
Bond, Tennessee	45.9n
Mills, Texas A&M	45.9
Morton, Texas	45.9

400-YARD DASH—cont.	
Name, College	Best Mark
Alexander, Kansas St.	45.9n
Brown, Occidental	46.0
Doston, Prairie View	46.3n

800-YARD RUN	
Name, College	Best Mark
Winzenried, Wisconsin	1:47.5
Fabian, Ashland	1:48.0
Vinson, Kansas St.	1:48.1
Wheeler, Duke	1:48.2
Phillippe, Fordham	1:48.3n
Jones, UTex. El Paso	1:48.4n
Drew, California	1:48.6n
LaBadie, Illinois	1:48.6
Mosser, West Virginia	1:48.6
Waldrop, North Carolina	1:48.6n

MILE RUN	
Name, College	Best Mark
Liquori, Villanova	3:54.6
Prefontaine, Oregon	3:57.4n
LaBadie, Illinois	3:58.4
Howe, Kansas St.	3:59.4
Rose, Okla. State	3:59.5
Baker, Maryland	3:59.8n
Wheeler, Duke	3:59.9n
Kvalheim, Oregon	4:00.0n
Mason, Villanova	4:00.0n
Munson, Oregon St.	4:00.7n
Carlberg, Nebraska	4:00.7n

1500-METER RUN	
Name, College	Best Mark
Liquori, Villanova	3:36.0

TWO-MILE RUN	
Name, College	Best Mark
Prefontaine, Oregon	8:33.2
Kardong, Stanford	8:37.8n
Slaney, Northern Ariz.	8:38.6
Kvalheim, Oregon	8:43.2n
Sink, Bowling Green	8:45.6
Boglione, Arizona St.	8:45.8
Johnson, Washington	8:46.0
Minty, Eastern Mich.	8:47.8n
Bednarski, UTex. El Paso	8:48.2
Hindley, Brigham Young	8:48.2n

THREE-MILE RUN	
Name, College	Best Mark
Prefontaine, Oregon	12:58.6
Hilton, Houston	13:04.4n
Bjorklund, Minnesota	13:12.2n
Kardong, Stanford	13:20.8n
Sink, Bowling Green	13:23.4
Gross, Illinois	13:24.8n
Jones, Air Force	13:25.2n

THREE-MILE RUN—cont.	
Name, College	Best Mark
McKay, Georgetown	13:26.2n
Liquori, Villanova	13:27.2
Hindley, Brigham Young	13:27.8n
Fredericks, Penn State	13:28.0n

5000-METER RUN	
Name, College	Best Mark
Prefontaine, Oregon	13:30.4

SIX-MILE RUN	
Name, College	Best Mark
Bjorklund, Minnesota	27:24.6n
Jones, Air Force	27:48.4n
Hindley, Brigham Young	27:50.8n
Brown, Tennessee	27:51.6n
Bringhurst, Utah	27:52.2n
Slaney, Northern Ariz.	27:53.6n
Bennett, Western Mich.	27:54.4n
Misner, Florida St.	27:55.2n
Legge, Indiana	27:55.4n
Kardong, Stanford	28:00.6n

120-YARD HIGH HURDLES	
Name, College	Best Mark
Milburn, Southern U.	13.0
Gibson, UTex. El Paso	13.4
Carty, San Jose St.	13.4
Babb, Southern Cal	13.4n
Draper, N.C. Central	13.5
High, Tennessee	13.5
McMannon, Notre Dame	13.5
Taylor, Northwestern	13.5n
Howser, Duke	13.6
Washington, Tex. Southern	13.6

400-YARD HURDLES	
Name, College	Best Mark
Mann, Brigham Young	49.3
Seymour, Washington	50.0n
Cronholm, Rice	50.2
Bassett, N.C. Central	50.3
Bolding, Okla. State	50.3n
Rondeau, UTex. El Paso	50.6n
Ward, Richmond	50.6
Minor, Prairie View	50.7
White, Stanford	50.7
Hartwick, Mich. State	50.8n

400-METER HURDLES	
Name, College	Best Mark
Mann, Brigham Young	48.9

3000-METER STEEPLECHASE	
Name, College	Best Mark
Sink, Bowling Green	8:26.4
Savage, Oregon	8:29.6n
Liebenberg, Western Mich.	8:33.2
Timm, Minnesota	8:39.0n
Lathers, Oregon	8:40.4
Johnson, Washington	8:41.0n
Lucas, Georgetown	8:42.0n
Schurko, Pittsburgh	8:47.4n
Sotutu, Brigham Young	8:48.0n
Haver, UC Davis	8:48.4n
Kelley, Indiana	8:48.4n

HIGH JUMP	
Name, College	Best Mark
Matzdorf, Wisconsin	7-6 $\frac{1}{4}$
Brown, Cal Poly	7-3
English, UTex. El Paso	7-2
Heikkila, Minnesota	7-2
Culp, San Diego St.	7-1 $\frac{1}{2}$

HIGH JUMP—cont.	
Name, College	Best Mark
Howard, Morgan St.	7-1 $\frac{1}{2}$
Wilson, Tennessee	7-1 $\frac{1}{2}$
Allen, Arizona	7-1
Mann, Michigan	7-1
Bernard, Southern Ill.	7-1
Hauptert, Indiana	7-1

LONG JUMP	
Name, College	Best Mark
Hines, Southern Cal	26-8 $\frac{1}{2}$
McAlister, UCLA	26-6 $\frac{1}{2}$
Robinson, San Diego St.	26-4 $\frac{3}{4}$
Brabham, Baylor	26-2 $\frac{1}{2}$
Moore, Oregon	26-1 $\frac{1}{2}$
Bendixen, UCLA	25-10
Rea, Pittsburgh	25-9 $\frac{1}{2}$
Steel, Long Beach St.	25-7 $\frac{3}{4}$
Woolfolk, Butler	25-7
<i>wind-aided</i>	
Robinson, San Diego St.	26-10 $\frac{3}{4}$
Brabham, Baylor	26-7
Moore, Oregon	26-6 $\frac{1}{2}$

POLE VAULT	
Name, College	Best Mark
Roberts, Rice	17-6 $\frac{1}{2}$
Bryde, Washington	17-4
Heglar, UTex. El Paso	17-1
Tracanelli, UCLA	17- $\frac{3}{4}$
Ernst, Washington St.	17-0
Craig, Oklahoma	17-0
Wallick, Miami (O.)	17-0
Cotton, Florida	16-9 $\frac{1}{2}$
Bussabarger, Colorado	16-9
Olander, San Diego St.	16-8 $\frac{3}{4}$

SHOT PUT	
Name, College	Best Mark
Salb, Kansas	67-2 $\frac{3}{4}$
Wilhelm, Kansas	66-3
Monari, UTex. El Paso	65-11 $\frac{1}{4}$
Stuart, Kentucky	64-9 $\frac{1}{4}$
Walker, SMU	64-7 $\frac{1}{4}$
DeBernardi, UTex. El Paso	64-6
Shmook, Oregon	63-2 $\frac{3}{4}$
Jane, Southern Cal	63-2 $\frac{1}{4}$
Ostoich, UCLA	62-10 $\frac{1}{4}$
Engels, Brigham Young	61-10 $\frac{1}{2}$

DISCUS	
Name, College	Best Mark
DeBernardi, UTex. El Paso	201-8
Antunovich, Southern Cal	198-10
Louisiana, Brigham Young	195-1
Pecar, Brigham Young	192-3
Penrose, California	191-4
Monari, UTex. El Paso	190-9
Wilhelm, Kansas	187-7
Miller, Miami (O.)	185-5
Mosley, Baylor	185-3

JAVELIN	
Name, College	Best Mark
Feldmann, Washington	275-6
Murro, Arizona St.	272-1
Pihl, Brigham Young	264-1
Colson, Kansas	262-6
Bacon, Maryland	261-4
Morland, Kansas St.	260-0
Wilkins, Oregon	255-4
Metz, San Jose St.	254-10

## JAVELIN—cont.

Name, College	Best Mark
Dowswell, Ohio U.	252- 6
Obee, Kansas St.	251- 4

## HAMMER THROW

Accambray, Kent State	227-10
Schoterman, Kent State	224- 6
Dinneen, Dartmouth	202- 4
Furness, Rhode Island	201- 5
Converse, Western Mich.	200- 5
Tenisci, Washington St.	198- 7
Diehl, Army	198- 5
Bredice, Southern Conn.	197- 8
Paliwoda, Connecticut	195-10
Leitch, Ohio U.	195- 4
McDermott, NYU	195- 3

## TRIPLE JUMP

Gill, Cal Poly	55- 1¼
Reader, Oregon St.	53-10½
McClure, Middle Tenn.	53- 8
Rogers, UCLA	53- 7½
Butts, UCLA	53- 3
Fraser, California	53- ¼
Hines, Southern Cal	52- 4½
Jackson, Southern Cal	51- 8
Lanier, Cincinnati	51- 7¾
Vanley, UTex. El Paso	51- 4¾
<i>wind-aided</i>	
Butts, UCLA	54- 2½

## DECATHLON

Hupp, Ohio State	7456
Evans, Connecticut	7356
Bakley, Westmont	7352
Samara, Pennsylvania	7322
Keys, Oregon Col.	7252
Pettes, Oklahoma	7211
Wash, Washington St.	7143
Dixon, L.A. State	7103

## 440-YARD RELAY

Southern Cal	39.2
Colorado	39.5
Texas Southern	39.6
UCLA	39.7
Texas A&M	39.9
Dallas Baptist	39.9
Long Beach St.	40.0n
Southern U.	40.0
Indiana	40.1n
Oregon	40.2
Alcorn A&M	40.2n

## 880-YARD RELAY

Texas A&M	1:22.1
Southern U.	1:22.4
Southern Cal	1:22.5n
Prairie View	1:23.8
Texas Southern	1:23.8n
Abilene Christian	1:23.9
Tennessee	1:23.9n
Kansas	1:24.2n
Adelphi	1:24.3
UTex. El Paso	1:24.3

## 880-YARD RELAY—cont.

Name, College	Best Mark
LSU	1:24.3n
Memphis St.	1:24.3n
Mich. State	1:24.3n
Texas	1:24.3n

## MILE RELAY

UCLA	3:04.4
Tennessee	3:05.0
Abilene Christian	3:05.6
Adelphi	3:05.9n
Rice	3:06.0n
Nebraska	3:06.2n
Murray St.	3:06.3
Oregon	3:06.4n
Prairie View	3:06.7n
Texas	3:06.7n

## TWO-MILE RELAY

Illinois	7:21.6
Tennessee	7:23.6
Nebraska	7:24.6n
Brigham Young	7:24.8
Wisconsin	7:25.2n
Drake	7:25.4n
Villanova	7:25.6
Manhattan	7:26.0n
New Mexico	7:26.2n
UTex. El Paso	7:26.4n

## FOUR-MILE RELAY

Houston	16:27.0
Kansas St.	16:30.4
Missouri	16:30.0n
Okl. State	16:31.6n
UTex. El Paso	16:34.2
Bowling Green	16:43.6n
Villanova	16:43.8
Pennsylvania	16:44.6n
Minnesota	16:45.6n
Nebraska	16:45.6n

## SPRINT MEDLEY RELAY

Texas	3:16.7
Kansas St.	3:16.8n
Rice	3:17.5n
Texas A&M	3:17.8n
Wisconsin	3:17.8
Okl. State	3:17.9
Texas Southern	3:17.9
Kansas	3:18.3n
Southern U.	3:18.4n
Dallas Baptist	3:18.5n

## DISTANCE MEDLEY RELAY

Kansas St.	9:35.6
Illinois	9:36.0n
Houston	9:37.8
Villanova	9:38.2
Okl. State	9:41.0n
Nebraska	9:41.8n
Duke	9:42.0
Drake	9:42.2n
New Mexico	9:42.6n
Northern Ariz.	9:43.8n

## The East (NCAA Districts 1 &amp; 2)

## 95th ICAAAA Championships

Philadelphia, Pa., May 28-29, 1971

SCORING—Villanova 32, Maryland 31, Adelphi 27, Penn State 26, Pittsburgh 25, Pennsylvania 23, Notre Dame 21, Duke 15, Cornell 10, Yale 10, Temple 10, Boston Col. 10, Manhattan 8, Princeton 7, Dartmouth 6, Navy 6, Georgetown 6, Massachusetts 5, NYU 4, Brown 4, Syracuse 4, Colgate 4, Rhode Island 3, Harvard 3, West Virginia 3, Morgan St. 3, Fordham 3, Lehigh 2, West Chester 2, LaSalle 2, Amherst 2, Columbia 1, William & Mary 1, Boston U. 1.

100—Schneider (BC) 9.7, Martin (Y), Pendleton (Mas), McGhee (T), Reid (WC); 220—Walker (Ad) 21.0, Schneider (BC), Martin (Y), Reed (Am), Supulski (Pe); 440—McPherson (Ad) 47.0, Davis (Ad), Brown (Pi), Hyman (V), Govan (V); 880—Wohlhuter (ND) 1:49.0, Wheeler (Du), Phillipe (F), Hawkins (La), Carr-Locke (BU); MILE—Liquori (V) 4:00.4, Baker (Mar), Moesser (WV), Thornton (Pe), Fisher (S); 3-MILE—Fredericks (PS) 13:41.2, Keogh (Man), Nagy (V), Mason (V), Graves (Du); 6-MILE—Fredericks (PS) 28:23.8, Walsh (V), Hartnett (V), Graves (Du), Keogh (Man); 120-HH—McMannon (ND) 13.9, Howser (Du), Kennard (Na), Rogers (PS), Chatham (PS); 440-H—Elwell (T) 51.4, Chatham (PS), Bobby (Pi), Brown (Pr), Dugger (H); 3000-M STEEPLE—Lucas (G) 8:53.8, Beardmore (Du), Wright (V), Schurko (Pi), Childs (Pe).

HJ—David (Mar) 7-0, Dunn (Colg), Halton (Pr), Howard (MS), Fried (Pe); LJ—Rea (Pi) 25-9½, Fausset (Cor), Samara (Pe), McMannon (ND), Lee (Ad); PV—Blair (Pe) 16-4, Klyop (V), Williamson (Mar), Kulenkamp (Y), Graham (WM); SP—Hanley (Mar) 57-11, Price (Br), Taylor (S), Hill (Le), Markowski (Pe); DISC—Corrigan (Mar) 176-3, Polseli (ND), Frame (Mar), Dietz (Pe), Nordt (Y); JAV—Kouvollo (Pi) 249-2, Gill (PS), Hagy (PS), Fisher (Mar), Bacon (Mar); HAM—Dinneen (Ca) 198-3, McDermott (NYU), Furness (RI), Arcaero (Mas), Furcht (Colu); TJ—Fausset (Cor) 50-7, Rea (Pi), McMannon (ND), Corwin (H), Nash (MS).

RELAYS—440—Pennsylvania (Neufield, Wilson, Samara, Supulski) 40.9, Adelphi, Navy, Temple, West Chester; MILE—Adelphi (Lee, Lyons, Davis, McPherson) 3:10.9, Villanova, Manhattan, Princeton, Pittsburgh.

## 37th Heptagonal Championships

Philadelphia, Pa., May 16, 1971

SCORING—Pennsylvania 73½, Princeton 37, Army 35½, Harvard 32, Navy 29, Yale 28, Cornell 20, Brown 19, Dartmouth 10, Columbia 4.

100—Martin (Y) 9.6, tie Dedmond (A) and Supulski (Pe), Madera (A), Morrell (N); 220—Martin (Y) 21.1, Massie (N), Supulski (Pe), Madera (A), Wilson (Pe); 440—Thompson (B) 47.2, Papowitz (Pe), Burns (Pe), Schure (Pr), Brilla (N); 880—Elliott (H) 1:52.3, Clayton (H), Weil (Pr), Schenk (B), Catti (A); MILE—Thornton (Pe) 4:07.3, Curran (A), Cosgrove (B), Alexander (Cor), Piazza (Pe); 2-MILE—Thornton (Pe) 8:55.3, Childs (Pe), Spegler (H), Graham (N), Flynn (A); 120-HH—Kennard (N) 14.0, Wheeler (Pe), Foucher (Pr), Johnson (H), MacDonald (Y); 440-H—Kappel (Pr) 52.8, Brown (Pr), Dugger (H), MacDonald (Y), Johnson (H).

HJ—Fried (Pe) 6-8, Leach (D), Halton (Pr), Harkins (N), tie Baskauskas (H) and Lang (H); LJ—Fausset (Cor) 24-0, Foucher (Pr), Samara (Pe), Moore (H), Knight (A); PV—Blair (Pe) 16-¾, Haves (Pr), James (A), McCaffey (B), tie Taft (Y) and Klosterman (Y); SP—Price (B) 56-11, Barisich (Pr), Markowski (Pe), Bloom (N), Hanley (N); DISC—Dietz (Pe) 162-3, Neville (Y), Nordt (Y), Ostrand (A), Barisich (Pr); JAV—Pozhke (Cor) 239-10, Szaro (H), Buckowsky (A), Mushinski (Pe), Wade (A); HAM—Dinneen (D) 198-8, Furcht (Col), Shuff (A), McLaughlin (N), Wolach (Y); TJ—Fausset (Cor) 49-¾, Corwin (H), Knight (A), Jones (A), Moore (Y).


RELAYS—440—Pennsylvania (Neufield, Wilson, Samara, Supulski) 40.7, Navy, Army, Harvard, Yale; MILE—Pennsylvania (Race, Toohey, Gall, Papowitz) 3:13.2, Navy, Princeton, Harvard, Army.

## 38th Metropolitan Championships

Jamaica, N.Y., May 15, 1971

SCORING—St. John's 90½, Rutgers 68½, Manhattan 48½, NYU 38, Fordham 24, Seton Hall 22, Fairleigh Dickinson 9½, Iona 2, CCNY 1.

100—Kerr (R) 9.9, Schneider (SH), Gallagher (SJ), Johnson (SJ), Gritz (NYU); 220—Kerr (R) 21.6, Maugher (M), Schneider (SH), Volin (NYU), Caldron (SJ); 440—Epps



*A SPLIT SECOND TOO LATE is Gary Womble, Tennessee's anchorman in the mile relay at the national collegiate indoor championships. Clyde McPherson (left) held on for Adelpi (note foot already across finish line), while Lamotte Hyman carried Villanova's baton to third place. Adelpi's team of Ray Lee, Keith Davis, Dennis Walker and McPherson were timed in 3:15.5.*

(NYU) 48.6, Kenny (M), Logle (M), Weaver (R), Bellacero (F); **880**—Philippe (F) 1:53.2, Lovett (M), Napolitano (SJ), Gaertner (M), Maher (SH); **MILE**—Winters (SH) 4:13.9, Rothrock (M), Gripp (F), Kaiser (NYU), Squires (M); **3-MILE**—Donahue (M) 14:04.8, Wintors (SH), Schindler (NYU), Layer (SJ), McCann (F); **120-HH**—Palicka (SJ) 14.4, Garrity (SJ), Kirchoff (R), Codd (M), Manoni (SJ); **440-H**—Wiltshire (SJ) 53.7, Price (R), Weiss (SH), Manoni (SJ), Flaherty (SJ); **3000-M STEEPLE**—Carpenter (R) 9:27.7, Beach (M), Kopecky (FD), McQuade (SJ), Krauss (SJ).

**HJ**—Markert (R) 6-4, Bartlett (SJ), Nikirk (NYU), Shapiro (R), tie DiLaura (FD) and Sexton (SJ); **LJ**—Codd (M) 22- $\frac{3}{4}$ , Harris (SJ), Hurns (SJ), Szczepanski (R), Blakeman (FD); **PV**—Kramer (F) 14-9, Waters (SJ), tie Goidich (R) and Kenny (M), Sampler (NYU); **SP**—McDermott (NYU) 53-11 $\frac{1}{2}$ , Burgess (R), Primerano (SJ), McDonnell (R), Powers (SJ); **DISC**—Powers (SJ) 150-2, Burgess (R), Heemans (NYU), McDermott (NYU), Primerano (SJ); **JAV**—Kramer (F) 209-5, Gaul (FD), Durdvich (R), Pasciuti (SJ), Blakeman (FD); **HAM**—McDermott (NYU) 184-11, Torrellas (SJ), Bibla (SJ), Powers (SJ), Hemberger (R); **TJ**—Hurns (SJ) 45-2 $\frac{3}{4}$ , Wiltshire (SJ), Schor (R), Harris (SJ), Loyd (CCNY).

**RELAYS**—440—Rutgers (Kirchoff, Mielko, Rosenberg, Kerr) 42.5, St. John's, NYU, Manhattan, Fordham; **MILE**—Rutgers (Resetar, Weaver, McCormack, Kerr) 3:20.2, Manhattan, St. John's, Iona, Seton Hall.

## 84th New England Intercollegiate Championships

*Brunswick, Me., May 22, 1971*

**SCORING**—Boston Col. 51, Massachusetts 24 $\frac{1}{2}$ , Rhode Island 24, Brown 23 $\frac{1}{2}$ , Northeastern 23 $\frac{1}{2}$ , Dartmouth 21 $\frac{1}{2}$ , Holy Cross 20 $\frac{1}{2}$ , Boston U. 19 $\frac{1}{2}$ , Springfield 19, Connecticut 17, MIT 16, Tufts 16, Boston St. 8, Trinity 7, Amherst 6, Bates 6, Coast Guard 4, Central Conn. 3, Southern Conn. 3, New Hampshire 2, Providence 2, Colby 1, Maine 1, Wesleyan 1.

**100**—Schneider (BC) 9.8, Dennis (BU), Duckett (Tr), Pendleton (Mas), Jackson (HC); **220**—Reed (A) 21.5, Duckett (Tr), Harris (Mas), Hogan (No), Blake (Col); **440**—Comeau (HC) 48.4, tie Horrigan (No) and Thompson (Br), Robinson (Tu), Verdon (Con); **880**—Beatty (BU) 1:52.5, Carr-Locke (BU), Hilmar (Con), Bohlayer (CG), Walsh (BC); **MILE**—Peyton (HC) 4:12.0, Cherry (BU), Diehl (BC), Cosgrove (Br), Fahey (HC); **3-MILE**—Mahoney (BC) 14:07.7, Wayne (Mas), Amer (Tu), Bessette (RI), Swart (P); **6-MILE**—Frongello (BS) 29:45.7, Zabel (BC), Crowley (No), Bayko (BS), Harrison (P); **120-HH**—Tronnier (MIT) 14.4, Wilkens (RI), Graves (Mas), Slevin (Tu), Yearout (CG); **440-H**—Hazel (Br) 54.2, Wilkens (RI), Yeager (D), Slevin (Tu), Scoggins (W); **3000-M STEEPLE**—Bosco (BC) 9:17.3, Potter (D), Shirey (D), Thompson (CC), Flynn (No).

**HJ**—Gibbons (MIT) 6-3, McAloon (BC), tie Byron (D) and Shaughnessy (Mas), Nussbaum (CC); **LJ**—Burke (BC) 23-1 $\frac{1}{4}$ , Dember (Tu), Fanning (HC), Bergman (Br), Glington (Me); **PV**—Findeisen (RI) 15-4, Carisella (No), Kadish (SC), Wilson (MIT), Chestnut (No); **SP**—Price (Br) 55-0, Arcaro (Mas), Woodward (Sp), Shiaras (D), Zahn (No); **DISC**—Wood (Ba) 155-2, Price (Br), Drayton (Sp), Moore (MIT), Carlson (Sp); **JAV**—Healy (Sp) 206-3, Santangini (RI), Conboy (No), Silva (No), Radke (D); **HAM**—Dinneen (D) 197-10, Furness (RI), Paliwoda (Con), Arcaro (Mas), Sirois (No); **TJ**—Katzenstein (Sp) 47- $\frac{1}{2}$ , Coleman (Con), Burke (BC), Morrison (BC), Platz (CG).

**RELAYS**—440—Boston Col. (Keegan, O'Neill, O'Brien, Schneider) 42.1, Massachusetts, Tufts, New Hampshire, tie Boston U. and Holy Cross; **MILE**—Connecticut (Hilmar, Coleman, Verdon, Sher) 3:17.8, Boston Col., Holy Cross, Northeastern, Boston U.

## Greater Boston Championships

*Chestnut Hill, Mass., May 4, 1971*

**SCORING**—Harvard 104, Northeastern 79, Boston Col. 51, Boston U. 39, Tufts 30, MIT 20, Brandeis 2.

**100**—Schneider (BC) 9.7, Dennis (BU), Reid (H), Hogan (N), Wilson (H); **220**—Schneider (BC) 21.6, Wilson (H), Alvord (H), Horrigan (N), Andersen (H); **440**—Horrigan (N) 48.6, Robinson (T), Melvoir (H), Wittenhagen (N), O'Brien (BC); **880**—Carr-Locke (BU) 1:52.1, Clayton (H), Beatty (BU), Elliott (H), Vercollone (N); **MILE**—Enscoe (H) 4:13.1, Connelly (T), Bowman (BU), Catano (BC), Cherry (BU); **3-MILE**—Enscoe (H) 14:35.5, New (H), Quirk (H), Butterworth (BU), Mahoney (BC); **6-MILE**—Koerner (H) 30:00.2, Bosco (BC), Zabel (BC), Jones (H), Rowe (N); **120-HH**—Slevin (T) 13.8, Johnson (H), Tronnier (M), Morrison (BC), Bihle (H); **440-H**—Slevin (T) 53.8, Dugger (H), Barnecott (BU), Thierault (N), Burke (BC); **3000-M STEEPLE**—Flynn (N) 9:30.3, Ryan (T), Fallon, Carnes (N), Desmond (BC).

HJ—Byron (BU) 6-7, Bihrlé (H), Baskauskas (H), McAloon (BC), Lang (H); LJ—Dennis (BU) 23-3, Dember (T), Burke (BC), Murr (H), Murphy (N); PV—Pilsner (M) 14-6, Carisella (N), Chestnut (N), Meyer (BC), Baskauskas (H); SP—Naughton (H) 50-3½, Moore (M), DeMars (H), Barboza (N), Zahn (N); DISC—Moore (M) 152-11, Zahn (N), Taylor (N), Keenan (H), Roanowicz (H); JAV—Conboy (N) 208-3, Szaro (H), Hudson (BC), Silva (N), Pade (H); HAM—Sirois (N) 181-5½, Springer (N), DeMars (H), Nosal (T), Gilligan (BC); TJ—Corwin (H) 46-3, Morrison (BC), McLean (T), Riggs (BU), Peck (M).

RELAYS—440—Harvard (Wilson, Snyder, Alvord, Reid) 42.4, Northeastern, Tufts, Brandeis; MILE—Boston Col. Walsh, Keegan, Catano, O'Brien) 3:19.6, Boston U., Northeastern, Tufts, Harvard.

## 19th Collegiate Track Conference Championships

Brookville, N.Y., May 8, 11, 1971

SCORING—C.W. Post 97, Adelphi 59, Southern Conn. 38, Trenton St. 18, N.Y. Tech 13½, Bridgeport 12, Montclair St. 12, Brooklyn Col. 10, Fair, Dickinson 10, Hofstra 4, Queens 4, CCNY 3, Jersey City St. 3, Kings Point 3, Stony Brook 2, Lehman ½.

100—Walker (A) 9.5, Vitale (P), Figueira (P), Siegel (A), Irvin (KP); 220—Walker (A) 20.7, Hardware (A), Vitale (P), Figueira (P), Rose (NYT); 440—Davis (A) 47.7, McPherson (A), Romano (P), Calder (BC), Lee (A); 880—Weiss (M) 1:51.2, Hoses (P), Lee (A), Scalia (A), Gibbs (BC); MILE—Stonitsch (P) 4:14.1, Clark (P), Lackow (A), Scalia (A), tie Green (NYT) and Rolston (L); 3-MILE—Stonitsch (P) 14:18.9, Newman (Q), Martini (P), Rivituso (P), Graham (Bri); 120-HH—Voegel (P) 15.1, Roth (NYT), Reinberg (SC), Schmeltzer (CCNY), Banks (A); 440-H—Roth (NYT) 54.5, Vogel (P), Guinana (T), Bruce (SB), Kenny (P).

HJ—Roushey (M) 6-6, Jean-Louis (P), Farrell (P), Handel (T), Wallace (FD); LJ—Blakeman (FD) 21-1, Alzado (Bri), Garns (JC), Blakeney (Q), Rice (A); PV—Kadish (SC) 14-1, Smith (P), Lyman (H), Bliss (P), Meagher (FD); SP—Ondrejcek (T) 45-9½, Bould (P), McKiernan (SC), Cassaro (A), Grauer (SC); DISC—Bould (P) 158-4, DeMezza (P), Davis (SC), Wortman (BC), Carroll (H); JAV—Mistofsky (A) 180-8, Coughlin (T), Mulder (T), Golino (SC), Sepko (SC); HAM—Bredice (SC) 194-7, Pallan (P), Parrott (P), Smith (SC), Nelson (SC); TJ—Alzado (Bri) 45-10½, Chaconis (SC), Shelton (SC), Farrell (P), Lore (Bri).

RELAYS—440—C.W. Post (Majakis, Vitale, Figueira, Romano) 42.2, Adelphi, Southern Conn., Kings Point, Queens; MILE—Adelphi (McPherson, Lyons, Davis, Lee) 3:13.6, C.W. Post, Brooklyn Col., NY Tech, CCNY.

## Independent College Athletic Conference Championships

Troy, N.Y., May 8, 1971

SCORING—RPI 88½, Rochester Tech 79, Alfred 64½, St. Lawrence 22, Hobart 12½, Ithaca 5½.

100—Glowienka (RPI) 10.5, Hall (RIT), Tate (RPI), Frisinger (H), Alexander (A); 220—Glow (RPI) 23.1, Regan (RPI), Tate (RPI), Spiecker (RIT), Kartell (A); 440—Kontson (RPI) 51.2, Chwiecko (S), Schneider (A), Schultz (A), Spiecker (RIT); 880—Crawford (RPI) 2:02.8, Malmrose (RPI), Wirschem (RIT), Redfield-Lyon (I), Backofen (RIT); MILE—Doehler (RIT) 4:30.8, Kosowski (RIT), Feuerriegel (RPI), Devalk (A), Lambros (RPI); 2-MILE—Pollock (RPI) 9:41.6, Pollock (S), Kosowski (RIT), Swierczek (RPI), Doehler (RIT); 120-HH—Hall (RIT) 15.4, Kirsch (A), Scott (A), Chaplin (RIT), Driscoll (H); 440-H—Hall (RIT) 57.1, Cleaveland (A), Dial (RIT), Fontanelli (I), Kirsch (A).

HJ—Connelly (RIT) 6-3, Alexander (A), Grice (H), Kochem (RPI), Killimayer (RPI); LJ—Troy (A) 21-8½, Regan (RPI), Alexander (A), Connelly (RIT), Merrill (RPI); PV—Stepien (RIT) 13-0, Druskat (A), Willobond (H), Battaglia (RPI), Schoonmaker (A); SP—Sharkey (A) 45-7, Masulius (RIT), Poirier (S), Kannel (I), Theis (RPI); DISC—Masulius (RIT) 138-7, Costello (RIT), Poirier (S), Zupan (Hob), Sharkey (A); JAV—Gostzyla (RPI) 195-10, Costello (RIT), Smith (A), Morgan (RPI), Poirier (S); TJ—Hommert (RPI) 43-2½, Rollins (A), Scott (A), George (A), Connelly (RIT).

RELAYS—440—RPI 43.9, Alfred, St. Lawrence, RIT, Hobart; MILE—RPI 3:29.1, St. Lawrence, Alfred, RIT, Hobart.

## Middle Atlantic Conference Championships

West Chester, Pa., May 14-15, 1971

UNIVERSITY DIVISION

SCORING—Temple 67, LaSalle 42, West Chester 41, Lehigh 32, St. Joseph's 20, Delaware 20, Lafayette 18, Bucknell 17, American 9, Drexel 3, Hofstra 3, Gettysburg 0, Rider 0.

100—Smith (A) 9.7, McGhee (T), Rizzo (Le), Barr (WC), Oakes (WC); 220—Oakes (WC) 21.6, McGhee (T), Hadden (Laf), Rizzo (Le), Hovington (T); 440—Scott (T) 49.0, Cordasco (T), Shevlin (SJ), Poole (T), Natale (SJ); 880—Hawkins (LaS) 1:52.9, Costello (WC), France (B), Showers (WC), Strockbine (Le); MILE—Hawkins (LaS) 4:13.6, Burke (SJ), Strockbine (Le), Steele (Le), Showers (WC); 3-MILE—Lerch (WC) 14:29.1, Elmer (LaS), Hersch (Laf), Nicholas (Le), Burke (SJ); 120-HH—Elwell (T) 14.0, Lehman (WC), Tarulli (Le), Stowe (De), Scholsbon (De); 440-H—Elwell (T) 52.8, Thomas (LaS), Gray (T), Lehman (WC), Mongan (De).

HJ—Dalton (WC) 6-8, Maglione (SJ), Froeharth (Dr), Weaver (Laf), Gaines (T); LJ—Murray (LaS) 23-4½, Shelley (Le) Kuhlow (T), Stowe (De), Dalton (WC); PV—O'Neill (LaS) 14-0, Green (Laf), Lyman (H), Shaw (T), Macke (LaS); SP—Hill (Le) 56-4, Gregory (De), Landreth (SJ), Sutter (LaS), Derwin (Le); DISC—Duffy (T) 142-2, MacCartney (B), Sutter (LaS), Tiebout (Laf), Reusch (Le); JAV—Wolder (De) 216-3, Parker (Laf), Newman (B), Poole (Le), Henry (B); TJ—Smith (B) 46-4, Shaw (T), Kuhlow (T), Mapes (WC), Mongan (De).

RELAYS—440—Temple (Elwell, Poole, Hovington, McGhee) 42.2, West Chester, American, Delaware, St. Joseph's; MILE—Temple (Poole, Raucucci, Scott, Elwell) 3:17.3, LaSalle, St. Joseph's, Lehigh, Delaware.

## Middle Atlantic Conference Championships

Carlisle, Pa., May 7-8, 1971

COLLEGE DIVISION

SCORING—Susquehanna 48½, Dickinson 44½, Juniata 32, Ursinus 28, Swarthmore 25, Franklin and Marshall 17½, Delaware Valley 17, Lycoming 16, Albright 11½, Johns Hopkins 9, PMC 8, Muhlenberg 6, Haverford 4, Wagner 3, Lebanon Valley 2, Washington 0.

100—Sparks (J) 10.1, Guers (DV), Brown (L), Swartz (A), Cross (D); 220—Sperling (D) 22.4, Perry (J), Taylor (D), Marsden (L), Guers (DV); 440—Pratt (DV) 49.4, Taylor (D), Aide (JH), Elwood (U), Marsden (L); 880—Phillips (D) 1:54.1, Karver (Su), Harrison (Su), Gilman (LV), Northrup (Sw); MILE—Albert (U) 4:18.3, Weidler (J), Wood (U), Burget (L), Barrett (Mu); 2-MILE—Albert (U) 9:18.4, Schultz (Sw), Arnold (F&M), Weinholz (D), Ombelets (S); 120-HH—Donahue (D) 14.8, Walter (D), Nunnally (Mu), Endyke (Su), Baker (Su); 440-H—Breed (Su) 55.1, Greenfield (JH), Coradetti (J), Coates (Sw), Endyke (Su).

HJ—Snowberger (Su) 6-2, Docktor (A), Muscara (U), McGarry (D), tie Petron (Su) and Wilczynski (D); LJ—Dell (Sw) 22-3, Webb (L), Breed (Su), Bowling (H), Leggett (U); PV—Zimmerman (J) 13-6, McCauley (D), Howard (DV), Saving (Sw), tie Leggett (U) and Gibbs (F&M); SP—Kuhn (A) 48-9½, Follett (Sw), Beach (DV), Owens (Su), Texter (L); DISC—Orefice (PMC) 151-4, Newbury (F&M), Gallagher (Su), Huibregtse (H), Alspach (U); JAV—Truskey (F&M) 193-6, Specht (F&M), Spraford (W), Rossiter (PMC), Wintersteen (J); TJ—Dell (Sw) 46-11, Breed (Su), Loose (J), Flothmeier (Mu), Muscara (U).

RELAYS—440—Susquehanna (Petron, Petre, Breed, Ellis) 42.8, Dickinson, Lycoming, Juniata, Johns Hopkins; MILE—Susquehanna (Breed, Karver, Petre, Harrison) 3:20.7, Ursinus, Juniata, Dickinson, Johns Hopkins.

## 9th New Jersey Championships

Trenton, N.J.

SCORING—Princeton 108, Rutgers 84, Fairleigh Dickinson 27, Seton Hall 25, Trenton St. 15, Montclair St. 12, Paterson 9, Rider 7, Jersey City 7, St. Peter's 6, Newark St. 3, Glassboro St. 0.

100—Kerr (Ru) 9.9, Schneider (SH), Rodman (Ru), Foucher (Pr), Rosenberg (Ru); 220—Kerr (Ru) 21.8, Mielko (Ru), Morris (JC), White (SP), Rodman (Ru); 440—Weaver (Ru) 49.2, Nowak (T), Schure (Pr), Mele (FD), Resetar (Ru); 880—Weiss (M) 1:53.1, Weil (Pr), Maher (SH), Oyler (Pr), Ross (SH); MILE—Winters (SH) 4:17.2, Tominus (Ru), O'Brien (Pr), Good (Pr), McCann (SP); 3-MILE—Mizzone (M) 14:38.5, Fleming (Pa), Bates (Pr), Good (Pr), O'Brien (Pr); 120-HH—Foucher (Pr) 15.0,



Schultz (Ri), Demmerle (T), Price (Ru), Rudrow (JC); **440-H**—Price (Ru) 53.8, Brown (Pr), Weiss (SH), Schultz (Ri), Guimano (T); **3000-M STEEPLE**—Carpenter (Ru) 9:32.9, Fleming (Pa), Yumck (Pr), Kucey (FD), Sampson (Pr).

**HJ**—Halton (Pr) 6-8, Zeiss (Pr), Rudrow (JC), Shapiro (Ru), Markert (Ru); **LJ**—Foucher (Pr) 23-1, Blakemars (Pr), Holzher (FD), Szczepanski (Ru), Goglas (SH); **PV**—Hohf (Pr) 15-0, Hayes (Pr), Goidich (Ru), Baron (FD), Bacik (Pa); **SP**—Barisich (Pr) 51-1½, Burgess (Ru), Saner (Pr), Shannon (Pr), Sondey (T); **DISC**—Barisich (Pr) 164-4, Saner (Pr), Shannon (Pr), Burgess (Ru), Glenn (Ru); **JAV**—Gaul (FD) 208-11, Mulder (T), Alford (N), Coughlin (T), Murphy (Pr); **HAM**—Ellis (Pr) 173-10, O'Hern (Pr), Greenwood (Pr), Fletcher (Ru), Hemberger (Ru); **TJ**—Szczepanski (Ru) 45-2, Schor (Ru), Anderson (Ru), Halton (Pr), Hardy (Ri).

**RELAYS**—440—Fairleigh Dickinson 43.4, Seton Hall, Rutgers, St. Peter's; **MILE**—Princeton 3:20.5, Rutgers, Seton Hall, Fairleigh Dickinson, St. Peter's.

## Pennsylvania State Athletic Conference

Shippensburg, Pa., May 7-8, 1971

**SCORING**—West Chester 148, Millersville 79, Bloomsburg 74, Edinboro 57, Slippery Rock 57, Lock Haven 48, East Stroudsburg 34, Kutztown 25, Shippensburg 16, Clarion 14, California 3, Mansfield 3, Cheyney 0.

**100**—Davis (B) 9.6, tie Diehl (Sl) and Oakes (W), Glass (L), Henderson (K); **220**—Oakes (W) 21.4, Davis (B), Diehl (Sl), Walker (L), Potteiger (W); **440**—Mohylsky (K) 48.7, Agnew (W), Stewart (Ed), Paserba (Sl), Vnuk (W); **880**—Costello (W) 1:53.2, Gralewski (Sl), Strohl (B), tie Burhannan (W) and Jerolaman (Ma); **MILE**—Gralewski (Sl) 4:12.8, Deemer (Sl), Bradley (Mi), Lerch (W), Showers (W); **3-MILE**—Antognoli (Ed) 13:59.4, Bradley (Mi), Lerch (W), Eisenberg (W); **Waechter (B); 6-MILE**—Antognoli (Ed) 29:30.8, Waechter (B), Eisenberg (W), Podgajny (L), Mosebrook (L); **120-HH**—Lehman (W) 14.1, Kusma (B), Almoney (L), Covington (L), Hershev (W); **440-H**—Lehman (W) 54.8, Walker (Ed), Morrissy (Ea), Hershey (W), Herb (B).

**HJ**—Dalton (W) 6-10, Booker (Ed), Weaver (L), Lacock (B), Hulme (W); **LJ**—Brown (Mi) 23-7½, Dalton (W), Eyer (Sh), Young (Ea), Plumly (B); **PV**—Sipe (Sh) 15-3, Ruane (Cl), Woginrich (K), Talley (W), Barker (Cl); **SP**—Geltz (Mi) 49-3, Bivans (Mi), Ficek (B), Pavelic (W), Musser (W); **DISC**—Bivans (Mi) 170-5, Gillette (Ed), Wagner (Mi), Pollard (K), Taras (Ca); **JAV**—Long (Ea) 220-10, Copalano (L), Clepper (W), Zurn (B), Wilson (Sl); **TJ**—Brown (Mi) 45-8½, Copeland (L), Young (Ea), tie Wadsworth (W) and Walt (Mi).

**RELAYS**—440—Slippery Rock (Williams, Diehl, Yourchisin, Paserba) 42.15, West Chester, Lock Haven, Clarion, Edinboro; **MILE**—West Chester (Vnuk, Burhannan, Costello, Agnew) 3:19.0, Millersville, East Stroudsburg, Bloomsburg, Edinboro.

## Yankee Conference Championships

Amherst, Mass., May 15, 1971

**SCORING**—Massachusetts 91, Connecticut 78, Rhode Island 62, New Hampshire 30, Maine 22, Vermont 5.

**100**—Harris (Ma) 9.9, Pendleton (Ma), Abbott (NH), Mayo (Ma), DeLuca (C); **220**—Pendleton (Ma) 22.4, Harris (Ma), Busa (Ma), Abbott (NH), Twomey (C); **440**—Hilmar (C) 48.7, Sher (C), Good (Me), Cecca (Ma), Holcomb (NH); **880**—Verdon (C) 1:52.2, Hassard (RI), Stevens (Me), Fletcher (NH), Mangan (Ma); **MILE**—Wayne (Ma) 4:16.9, Steigart (C), O'Connell (Ma), Dederer (C), Ward (Me); **2-MILE**—Shorey (NH) 9:26.9, Bessette (RI), Wayne (Ma), Nasatka (Ma), O'Connell (Ma); **120-HH**—Wilkins (RI) 14.9, Kucharski (NH), Fogarty (NH), Graves (Ma), Lacillade (C); **440-H**—Wilkins (RI) 54.2, Spellman (Ma), Graves (Ma), Carver (Me), Fogarty (NH).

**HJ**—Evans (C) 6-8, Shaughnessy (Ma), LeShane (Me), Carpenter (Ma), Kubicki (RI); **LJ**—Aldred (RI) 21-10, Evans (C), Robinson (Ma), Hamlin (Me), Kubicki (RI); **PV**—Fainson (RI) 16-0, Radzewiuh (C), Rich (NH), Johnson (Me), Pierce (RI); **SP**—Arcaro (Ma) 53-6, Welch (C), Paliwoda (C), Bilsza (V), Furness (RI); **DISC**—Reardon (C) 157-3, Arcaro (Ma), Pritchard (RI), McFarland (C), Furness (RI); **JAV**—Santangini (RI) 226-3, Constantino (RI), Sylvia (Ma), Petitto (Ma), Bilsza (V); **HAM**—Paliwoda (C) 193-10, Furness (Ma), Arcaro (Ma), Galle (C), Germanowski (C); **TJ**—Coleman (C) 45-8¼, Weed (RI), Kubicki (RI), Shaughnessy (Ma), Carter (Me).

**RELAYS**—440—Massachusetts (Mayo, Pendleton, Busa, Harris) 42.3, New Hampshire, Connecticut, Maine, Rhode Island; **MILE**—Connecticut (Hilmar, Coleman, Verdon, Sher) 3:20.8, Massachusetts, Maine, Vermont, New Hampshire.

## 4th SUNY Championships

Oswego, N.Y., May 8, 1971

**SCORING**—Cortland 80, Brockport 46, Buffalo 40, Oswego 32, Oneonta 26, New Paltz 16, Fredonia 13, Potsdam 3, Plattsburgh 0, Genesee 0.

**100**—Lashbrook (Br) 10.2, Houtman (C), Ransy (C), Devins (C), Amman (Os); **220**—Defina (C) 22.2, Champagne (C), Cseplo (NP), Leone (On), Spitz (F); **440**—Leone (On) 51.7, Hardy (Br), Spatis (Bu), Stonish (Bu), Krizan (C); **880**—Foster (On) 1:57.3, Fox (Br), Regan (Bu), Van Coeston (C), Dreschler (P); **MILE**—Goodell (Br) 4:27.2, Suarez (Os), Roland (Bu), Lilly (Br), Fuhrmann (On); **3-MILE**—Bonfiglio (C) 14:53.5, Williams (Br), Suarez (Os), Moran (On), Tylutki (Os); **120-HH**—Schulz (Br) 15.2, Jackman (NP), Suto (C), Wade (Os), Sipico (Bu); **440-H**—Van Auker (Br) 56.6, Sipko (Bu), Jackman (NP), Reimerstein (C), Moss (Br).

**HJ**—Suto (C) 6-4, Smith (Bu), Buso (Os), Munz (NP), Devins (C); **LJ**—Devins (C) 20-11½, Rotelli (Os), Reinertsen (C), Keough (C), Gallo (On); **SP**—Brunetti (C) 46-7¼, Strada (F), Robinson (F), Steigerwald (C), Fenton (P); **DISC**—Steigerwald (C) 140-9, Strada (F), Ferraro (C), Langerstein (C), Fenton (P); **JAV**—Stolte (Os) 160-10, Gannon (Os), Nowlin (On), Styles (On), Roberts (Br); **TJ**—Smith (Bu) 43-10½, McCarthy (Bu), Numetko (Br), Quivey (Br), Devins (C).

**RELAYS**—440—Cortland 43.0, Buffalo, Oneonta, Oswego, Brockport; **MILE**—Buffalo 3:27.7, New Paltz, Cortland, Oswego, Fredonia.

## Penn Relays


Philadelphia, Pa., Apr. 23-24, 1971

**TEAMS**—Adelphi, American U., Amherst, Arizona St., Army, Bates, Baptist (S.C.), Bloomsburg, Boston Col., Boston U., Bowdoin, Bowling Green, Brooklyn Col., Bucknell, Buffalo, Buffalo St., C. W. Post, Catholic U., Central Conn., Central St. (O.), Cheyney St., Clarion St., Clemson, Coast Guard, Colgate, Columbia, Connecticut, Cornell, Dartmouth, Delaware, Delaware St., Dela. Valley, Dickinson, Drexel, E. Stroudsburg, Edward Waters, Fair-Dickinson, Fisk, Florida, Florida A&M, Fordham, Franklin & Marshall, Georgetown, Hampton Inst., Harvard, Haverford, Holy Cross, Howard, Iona, Jersey City St., Johnson C. Smith, Juniata, Kent State, Kentucky, Kentucky St., Kings Point, Kutztown, Lafayette, LaSalle, Lehigh, Lehman, Lock Haven, Manhattan, Marist, Maryland, Massachusetts, Mayaguez A&M, Miami (O.), Michigan, Millersville, Montclair St., Morgan St., Mt. St. Mary's, Muhlenberg, Navy, New Paltz, N.Y. Tech, NYU, Norfolk St., Northeastern, Ohio State, PMC Colleges, Penn. Penn. State, Pittsburgh, Princeton, Queens, Rhode Island, Rider, Rochester Tech, Rutgers, St. John's, St. Joseph's Seton Hall, Shippensburg, Slippery Rock, South Carolina, Springfield, Susquehanna, Swarthmore, Temple, Tennessee, Toledo, Towson St., U.M. Eastern Shore, Union, Ursinus, UTex, El Paso, Villanova, Virginia St., Virginia Union, Wagner, Washington, Wayne St., Wesleyan, West Chester, West Virginia, West Virginia St., William & Mary, Yale.

**100**—Green (Ky) 9.3, Jackson (UTEP), Harris (OS), Martin (Y), Johnson (JCS); **3-MILE**—Fredericks (PS) 13:36.1, McKay (G), Stonitsch (CWP), Keough (Man), Brown (Ten); **120-HH**—Gibson (UTEP) 13.4, High (Ten), Ryall (Bap), Murray (Mic), Mattina (Ten); **440-H**—Rondeau (UTEP) 51.7, Ryall (Bap), Elwell (Tem), Oberg (May), Dappel (Pr); **3000-M STEEPLE**—Sink (BG) 8:52.1, Lucas (G), Allahad (PS), Layne (Bap), Graham (Na).

**HJ**—Howard (MorSt) 7-0, Smith (BS), Fried (Pe), Mann (Mic), Dunn (Colg); **LJ**—Fausett (Cor) 25-3¼, Toro (May), Lightsey (Ky), Boyd (Fi), Foucher (Pr); **PV**—Cotton (FI) 16-6¼, tie Blair (Pe) and Klyop (Vil), Williamson (Mary), Strode (W&M); **SP**—Monari (UTEP) 65-5½, Hanley (Mary), Stuart (Ky), Bloom (Na), Thomas (Ten); **DISC**—Frame (Mary) 175-9, Conley (Ky), Melville (Y), Connery (Bap), Carmichael (Ten); **JAV**—Murro (As) 268-5, Hagy (PS), Kouvolu (Pi), Bacon (Mary), Chandler (Cle); **HAM**—Schoferman (KentS) 219-4, Diehl (Ar), Dinneen (Da), Sirois (Nor); **TJ**—Marsonane (May) 51-7¼, Smith (BS), Fausett (Cor), Coleman (FI), Rea (Pi).

**RELAYS**—440—Norfolk St. (Pugh, Roddick, Rogers, Cuffee) 40.8, UTEP, Tennessee, Kentucky, Ohio State; **880**—Adelphi (Hardware, Davis, Lee, Walker) 1:24.3, Norfolk St., Kentucky, UTEP, Michigan; **MILE**—Adelphi (Lee, Davis, Walker, McPherson) 3:07.9, Tennessee, Temple, Villanova, Pittsburgh; **2-MILE**—Villanova (Schappert, Wright, Mason, Liquori) 7:25.5, Manhattan, UTEP, Michigan, Florida; **4-MILE**—Villanova (Bouma, Nagy, Wright, Liquori) 16:43.7, Penn., Bowling Green, Penn. State, Kentucky; **SPRINT MEDLEY**—South Carolina (Harris, Small, Edison, Kaczka) 3:19.8, Villanova, Fordham, Rutgers, Florida; **DISTANCE MEDLEY**—Villanova (Smith, Govan, Mason, Liquori) 9:44.1, Manhattan, Penn. C.W. Post, UTEP; **SHUTTLE HURDLE**—Tennessee (High, Flowers, Hall, Mattina) 57.7, Penn. State, Penn.



**OUCH!**—Maryland's Paul Corrigan is a study in apparent agony as he lets the discus fly at IC4A championships. Corrigan, who won the events for the second year in a row, flipped the plate 176-3, and returns in 1972 to defend his crown.

## The South (NCAA District 3)

### Southeastern Conference Championships

Lexington, Ky., May 14-15, 1971

**SCORING**—Tennessee 148, Kentucky 114, Florida 101, LSU 55, Alabama 53, Auburn 28, Miss. State 17, Georgia 9, Mississippi 2.

**100**—Green (K) 9.2, Hauk (T), Trevor (T), tie Dowling (MS) and Coffee (L); **220**—Green (K) 20.9, Coffee (L), Dowling (MS), Bond (T), Whigham (T); **440**—Wills (L) 46.7, tie Hardy (T) and Bond (T), Gibson (MS), Womble (T); **880**—Craig (T) 1:51.8, Hawkins (T), Sarvadi (K), Epps (L), tie Burnsed (F) and Russell (AL); **MILE**—Baldwin (K) 4:08.6, tie Zoeller (T) and Scire (T), O'Keeffe (F), Casey (M); **3-MILE**—Nelson (K) 13:39.8, Brown (T), Emerling (AL), Haywood (K), Harris (AL); **120-HH**—Mattina (T) 13.8, tie Peters (K) and High (T), Ball (T), Flowers (T); **440-H**—A. Bresler (AU) 51.6, M. Bresler (AU), Fannin (F), Sullivan (AL), Huey (AL).

**HJ**—Wilson (T) 7-1 $\frac{3}{4}$ , Duff (F), Rothfuss (K), tie Hance (T) and Williams (G); **LJ**—Howard (F) 23-9, Weaver (AL), Tucker (G), Trevor (T), Coleman (F); **PV**—Cotton (F) 16-0, tie Hurley (F) and Edmonds (T), Hamilton (AL), Baughn (AU); **SP**—Jesse Stuart (K) 60-7, Hannah (AL), Carmichael (T), Courtney (F), Polidoro (AL); **JAV**—Stites (F) 227-3, 163-9, Hannah (AL), Carmichael (T), Courtney (F), Polidoro (AL); **DISC**—Conley (K) 163-9, Hannah (AL), Matthews (L), Perry (F), Chisholm (T); **TJ**—Stutland (K) 50-2 $\frac{3}{4}$ , Coleman (F), Howard (F), Vondenstein (L), Heroman (L).

**RELAYS**—**440**—Kentucky (Crockett, Peters, Sprague, Green) 40.6, Tennessee, Alabama, LSU, Auburn; **MILE**—LSU (Epps, Olack, Coffee, Wills) 3:09.4, Tennessee, Florida, Miss. State, Auburn.

### 18th Atlantic Coast Conference Championships

Columbia, S.C., May 14-15, 1971

**SCORING**—Maryland 71, South Carolina 66, Duke 41, North Carolina 40, Virginia 30, Clemson 24, N.C. State 16, Wake Forest 0.

**100**—Merritt (V) 9.9, Small (SC), Eidson (SC), Greene (M), Canzonieri (NC); **220**—Eidson (SC) 22.4, Small (SC), Nelson (C), Krassny (D), Canzonieri (NC); **440**—Murphy (D) 47.5, Spivey (NCS), Dempsey (SC), Harris (SC), Gibson (SC); **880**—B. Wheeler (D) 1:48.2, Kaczka (SC), Waldrop (NC), Jenkins (C), Josephs (M); **MILE**—B. Wheeler (D) 4:02.7, Wilkins (NCS), Baker (M), Schaper (SC), S. Wheeler (D); **3-MILE**—Graves (D) 13:50.5, Widgeon (NC), Beardmore (D), Baker (M), Shrader (M); **120-HH**—Novo (SC) 14.1, Davis (V), Zayac (M), David (M), McCulloch (SC); **440-H**—Copeland (C) 53.0, Koob (NCS), Novo (SC), Peyton (V), McCulloch (SC); **3000-M STEEPLE**—Beardmore (D) 9:01.7, Widgeon (NC), Schemelia (SC), Dalton (SC), Forrester (D).

**HJ**—David (M) 6-4, Edwards (NCS), Rucker (NC), Bozzone (M), Jones (NC); **LJ**—Shannon (V) 22-3 $\frac{1}{2}$ , West (NC), Howle (C), Gaines (V), Moon (C); **PV**—Williamson (M) 15-9, Struble (M), Reid (M), Permenter (M), Hauze (M); **SP**—Hanley (M) 58-11, Jessup (NC), Broom (SC), Frame (M), Hunt (C); **DISC**—Corrigan (M) 168-7, Broom (SC), Frame (M), Johnson (M), Sorin (SC); **JAV**—Bacon (M) 232-9, Chandler (C), Fisher (M), Kuntz (M), Chapman (SC); **TJ**—Kelly (NC) 47-7 $\frac{1}{4}$ , West (NC), Gaines (V), Sandler (M), Steele (NC).

**RELAYS**—**440**—South Carolina (Small, Harris, Haggard, Eidson) 41.7, Virginia, North Carolina, Clemson, Maryland; **MILE**—South Carolina (Harris, Dempsey, Schaper, Kaczka) 3:15.8, Duke, Virginia, Clemson, North Carolina.

### Southern Conference Championships

Greenville, S.C., Apr. 30-May 1, 1971

**SCORING**—William & Mary 101, East Carolina 78, Furman 68, Citadel 19, Richmond 17, VMI 11, Davidson 10.

**100**—Phillips (EC) 9.6, Hunt (EC), Helmandollar (WM), Jones (F), Lyon (D); **220**—Helmandollar (WM) 21.4, Hunt (EC), Jones (F), Campbell (F), Nuckols (EC); **440**—Helmandollar (WM) 48.2, Campbell (F), Zieger (F), Smullen (F), Inserra (EC); **880**—McGehee (WM) 1:52.3, Kidd (EC), Sharrett (WM), Caraway (EC), Berkshire (F); **MILE**—Michael (WM) 4:16.5, Kias (EC), Graham (WM), Jezek (F), Boyd (C); **3-MILE**—Fidler (F) 14:20.9, Martin (WM), Gsell (WM), Snyder (WM), Moody (F); **6-MILE**—Fidler (F) 29:08.4, Snyder (WM), Koss (F), Hereford (EC), Roney (WM); **440-H**—Wood (R) 52.8,

Vincent (F), Smith (EC), Matthews (WM), Murray (C); **3000-M STEEPLE**—Michael (WM) 9:12.9, Guest (R), Gsell (WM), Moody (F), Moore (VMI).

**HJ**—Toepke (WM) 6-6, Quick (EC), Holt (C), Hollis (F), Thomas (C); **LJ**—Williams (R) 24-2½, Thomas (C), Frye (EC), Malone (EC), Graham (WM); **PV**—Harvey (WM) 16-1, Strode (WM), Beam (EC), Rayford (C), Sheely (WM); **SP**—Dimitroules (F) 50-6, Gambal (WM), Kirley (D), Slater (F), Eitelman (WM); **DISC**—Loizzi (VMI) 152-6, Dimitroules (F), Gambal (WM), Kirley (D), Peacock (EC); **JAV**—Daniel (WM) 213-3, Behney (C), Hubler (WM), Hoffman (EC), Wood (R); **TJ**—Graham (WM) 48-1¾, Davenport (EC), Wilkerson (EC), Thomas (C), Malone (EC).

**RELAYS**—440—East Carolina (Hunt, Nuckoils, Strayhorn, Phillips) 42.0, Furman, Wm. & Mary, VMI, Davidson; **MILE**—East Carolina (Johnson, Carraway, Kidd, Hunt) 3:18.3, Wm. & Mary, Furman, VMI, Citadel.

## Ohio Valley Conference Championships

Cookeville, Tenn., May 14-15, 1971

**SCORING**—Western Ky. 88, East Tenn. 47½, Tenn. Tech 44, Murray St. 41, Middle Tenn. 33½, Morehead St. 9, Eastern Ky. 8, Austin Peay 1.

**100**—Green (WK) 9.9, tie Wilson (MT) and Holloway (ET); **220**—Turner (Mu) 21.4, Knox (ET), McGinnis (Mu); **440**—Turner (Mu) 46.4, Knox (ET), Sowerby (Mu); **880**—Lanier (TT) 1:50.7, Boggs (ET), Haniel (WK); **MILE**—Ortiz (WK) 4:09.5, Durnia (ET), Zipprich (WK); **3-MILE**—Ortiz (WK) 13:48.0, Cusack (ET), Leddy (ET); **440-H**—Rivers (WK) 52.1, Pearson (TT), Maillie (MT).

**HJ**—Lock (WK) 6-6, Reed (WK), Neely (Mu), F. Maurice (TT), J. Maurice (TT); **LJ**—Humphrey (TT) 25-5½, Haynes (MT), Scott (MT), Buckley (Mu), Embree (WK); **PV**—Cutler (WK) 14-6, Buckley (TT), Burnsed (WK); **SP**—Smith (WK) 56-9¾, Jones (TT), Enix (WK); **DISC**—Enix (WK) 164-5, Stebing (EK), Jones (TT), Ward (WK), Smith (WK); **JAV**—Hern (TT) 214-3, Meade (ET), Ward (WK), Truelove (TT), Sumrell (MT); **TJ**—McClure (MT) 50-9¾, Scott (MT), Ward (WK).

**RELAYS**—**MILE**—Murray St. (Sowerby, McGinnis, Samuels, Turner) 3:10.6, Western Ky., East Tenn.

## Central Intercollegiate Athletic Association

Baltimore, Md., May 8, 1971

**SCORING**—N.C. Central 38, Norfolk St. 32, Umd. Eastern Shore 29, Johnson C. Smith 26, Howard 20, Morgan St. 17, Virginia St. 7, North Carolina A&T 6, St. Augustine's 3, Fayetteville St. 2, Shaw 2, Virginia Union 2.

**100**—Cuffee (NS) 9.6, Bramer (ICS), Riddick (NS); **220**—Black (NCC) 20.5, Matthews (JCS), Cuffee (NS), Johnson (JCS), Riddick (NS); **440**—Colbert (NS) 46.9, Monroe (NCC), Gibson (JCS), Chinnia (UM); **880**—Nixon (H) 1:51.9, Smellie (H), Thompson (NCAT), Coleman (NS); **MILE**—Nixon (H) 4:16.0, Hughes (JCS), Howard (NCC), Cannady (H); **2-MILE**—Howell (NCC) 9:16.1, Jackson (UM), Hughes (JCS), Cannady (H), Tyus (FS); **120-HH**—Draper (NCC) 13.8, Perry (UM), Walker (UM), Stapleton (NCC); **440-H**—Bassett (NCC) 51.5, Adams (WSU), Smith (JCS), Austin (VS).

**HJ**—Howard (MS) 7-1½, Hayes (UM), Bland (UM), Fullwood (S); **LJ**—Martin (MS) 22-2, Jones (UM), Dixon (NCC), Johnson (JCS); **PV**—Holloman (JCS); **13-10½**, Elmore (VS), Anderson (VS), Pickett (FS); **SP**—Minters (UM) 52-1, Corbett (JCS), Green (UM), Coleman (NCAT); **DISC**—Corbett (JCS) 153-10, Minster (UM), Coleman (NCAT), Smith (MS); **JAV**—Martin (UM) 194-11, Hall (NS), Williams (H), Wright (NCAT); **TJ**—Nash (MS) 47-0, Williams (AC), Betts (NS), Jackson (S).

**RELAYS**—440—N.C. Central (Bassett, Draper, Monroe, Black) 40.4, Norfolk St., Va. Union, Morgan St.; **MILE**—N.C. Central (Monroe, Bassett, Dixon, Black) 3:09.1, Norfolk St., Howard, Virginia St.

## Mason-Dixon Conference Championships

Salem, Va., May 14-15, 1971

**SCORING**—Towson St. 67½, Bridgewater 41, Gallaudet 34, Hampden-Sydney 33, Western Md. 23, Roanoke 21½, Johns Hopkins 20, Loyola 13.

**100**—Parry (T) 10.1, Economou (B), Britton (T), Lippincott (R), Cassidy (B); **220**—Parry (T) 22.6, Lippincott (R), Foster (G), Britton (T), Boone (T); **440**—Foster (G)

49.8, Fowlkes (T), Offterdinger (H), Alde (J), Weaver (T); **880**—Mals (G) 1:56.7, Elza (T), Doherty (L), Bast (R), Norris (T); **MILE**—Bast (R) 4:20.8, Coleman (B), Stine (T), Phillips (B), Heffley (G); **2-MILE**—Hodges (L) 9:34.3, Reppenning (H), Anderson (B), Ross (R), Kittle (T); **120-HH**—Kotting (T) 15.0, Greenfield (J), Chapman (T), Walker (J), Zucco (W); **440-H**—Buller (B) 54.7, Greenfield (J), Chapman (T), Wampler (B), Zucco (W).

**HJ**—Genheimer (H) 6-3, Foster (G), Dodds (T), Greenfield (J), tie Bowers (W) and Fowlkes (T); **LJ**—Fowlkes (T) 22-6½, Barger (H), Dodds (T), McCrory (L), Kana (J); **PV**—Boniface (W) 12-6, Jones (B), Hudson (B), tie Chestnut (R) and Zucco (W); **SP**—Haugen (W) 48-¼, Van de Castle (H), Samuels (G), Kirstein (H), Aquila (G); **DISC**—Haugen (W) 139-10, McDearmon (B), Kirstein (H), Van de Castle (H), Jessee (H); **TJ**—Fowlkes (T) 44-1, Buckman (G), Barger (H), McCrory (L), Roulette (W).

**RELAYS**—440—Towson St. 43.3, Bridgewater, Roanoke, Johns Hopkins; **MILE**—Gallaudet 3:23.0, Bridgewater, Johns Hopkins, Hampden-Sydney, Roanoke.

## Gulf States Conference Championships

Natchitoches, La., May 8, 1971

**SCORING**—SW Louisiana 97, McNeese 80, Louisiana Tech 38, NE Louisiana 33, SE Louisiana 32, NW Louisiana 24.

**100**—Hardy (SE) 9.5, Thiel (SE), Thompson (SW), Dunn (M), Albright (L); **220**—Hardy (SE) 21.0, Thompson (SW), Thiel (SE), Albright (T), Dunn (M); **440**—Hicks (M) 47.4, Credeur (SW), J. Brown (NE), Burnett (SW), Sorrell (M); **880**—Carney (SW) 1:51.9, Cobb (SE), Haworth (NW), Botterill (SW), F. McSweeney (M); **MILE**—Botterill (SW) 4:11.6, Landry (SW), D. Morgan (M), Henderson (SW), B. Morgan (M); **3-MILE**—Landry (SW) 14:36.9, Reeves (L), Henderson (SW), P. McSweeney (M), Williams (SW); **120-HH**—Upton (NE) 13.8, Brasell (M), Stubbs (L), O'Bryant (L), Mann (NE); **440-H**—Upton (NE) 51.1, Stubbs (L), Killingsworth (SW), Brasell (M), Cook (M).

**HJ**—Wilson (NW) 6-6, Thomton (L), Truax (M), Gill (SE), Foreman (SW); **LJ**—Thomas (M) 24-0, Cook (SW), Mize (NW), Truax (M), Carroll (NW); **PV**—Brunet (M) 15-0, Dalton (SW), Lewis (NW), Williams (L), Saucier (SE); **SP**—Brigham (SW) 51-5, Rogers (M), Hughes (L), Miller (M), Kofnovec (NW); **DISC**—Hart (NE) 159-2, Brigham (SW), P. Brown (NE), Miller (M), Rogers (M); **JAV**—Seymour (M) 227-3, Rachal (SW), Triche (NW), Allen (L), Bamburg (L); **TJ**—Thomas (M) 48-3¾, Deveaux (M), Cook (SW), Mize (NW), Foreman (SW).

**RELAYS**—440—SW Louisiana (Thompson, Credeur, Gullick, Richard) 41.0, Louisiana Tech, McNeese, NE Louisiana, NW Louisiana; **MILE**—SW Louisiana (Killingsworth, Burnett, Credeur, Thompson) 3:11.1, McNeese, SE Louisiana, NE Louisiana, Louisiana Tech.

## Virginia State Championships

Charlottesville, Va., Apr. 27, 1971

**SCORING**—William & Mary 82, Virginia Tech 71½, Norfolk St. 63, Virginia 31, Virginia St. 14, Richmond 12, VMI 7, Lynchburg 2½, Bridgewater 2, Virginia Union 2, Ferrum JC 1.

**100**—Fratkin (WM) 9.6, Cuffee (NS), Riddick (NS), Merritt (V), Helmandollar (WM); **220**—Cuffee (NS) 21.2, Banks (VPI), Riddick (NS), Helmandollar (WM), Anderson (VS); **440**—Colbert (NS) 47.1, Banks (VPI), Bolden (VS), Neely (NS), Wright (VU); **880**—McGehee (WM) 1:53.0, Sharrett (WM), Coleman (NS), Barron (V), Diggs (NS); **MILE**—Michael (WM) 4:11.0, Marquez (VPI), Martin (NS), Graham (WM), Lane (V); **3-MILE**—Michael (WM) 14:03.4, Meyer (V), Valotto (VPI), Snyder (WM), Boettcher (VPI); **120-HH**—Gaines (VPI) 14.5, Betts (NS), Davis (V), Campbell (V), Ryan (WM); **440-H**—Wood (R) 52.9, Johnson (NS), Peyton (V), Buller (B), Matthews (WM); **3000-M STEEPLE**—Valotto (VPI) 8:55.5, Guest (R), Gsell (WM), Moore (VMI), Roney (WM).

**HJ**—Toepke (WM) 6-6, Carroll (VPI), Herndon (L), Hastings (VPI), Collins (WM); **LJ**—Gaines (VPI) 23-10½, Shannon (V), Gaines (V), Williams (R), Banks (VPI); **PV**—Strode (WM) 16-3, Graham (WM), Holloman (NS), Sheeley (SM), McClurg (V); **SP**—Alexander (VPI) 54-9¾, White (VPI), Cambel (WM), Eitelman (WM), Pope (F); **DISC**—Alexander (VPI) 160-2, Loizzi (VMI), White (VPI), Elliott (WM), Hayes (VS); **JAV**—Hall (NS) 229-2, Daniel (WM), Gatsch (VPI), Hubler (WM), Smith (VMI); **TJ**—Betts (NS) 46-1¾, Graham (WM), Gaines (V), Beale (NS), Bremner (VPI).

**RELAYS**—440—Norfolk St. 40.9, Virginia Tech, Virginia St., William & Mary, Virginia; **MILE**—Virginia St. 3:13.9, Norfolk St., Virginia Tech, Virginia, Virginia Union.



**KNEE-ING THE TAPE**—Rockie Woods, Texas A&M sprint star, anchors the Aggie 440-yard relay team to victory in the Texas Relays at Austin. Larry Highbaugh, at right, carried the Indiana baton to second. Aggies clocked 40.1 for the race.

## The Midwest (NCAA Districts 4 & 5)

### 71st Big Ten Championships

Iowa City, Ia., May 28-29, 1971

**SCORING**—Indiana 112½, Wisconsin 90½, Illinois 76½, Mich. State 75, Michigan 51, Minnesota 43, Northwestern 36, Ohio State 31, Iowa 21, Purdue 21.

**100**—Washington (MS) 9.4, Harris (O), Miller (In), Hill (O), Goodrich (In); **220**—Goodrich (In) 21.0, Miller (In), Butcher (MS), Harris (O), Hill (O), Highbaugh (In); **440**—Kartman (W) 47.7, Dozier (Il), Dorzd (N), Curtis (W), Capria (P), Montgomery (Mic); **660**—Casselman (MS) 1:18.3, Winzenried (W), Kent (W), Cornwell (Mic), Close (In), Chapman (Mic); **880**—Phillips (Il) 1:51.9, Bach (N), Storrey (Mic), Vandrey (W), Jackson (P), Mock (MS); **MILE**—LaBadie (Il) 4:01.5, Vandrey (W), Pyatt (Mic), Lawless (Min), Hartman (MS), Clark (Io); **3-MILE**—Bjorklund (Min) 13:20.9, Legge (In), Herold (W), Mandera (In), Timm (Min), Tomczak (Min); **120-IH**—Murray (Mic) 13.8, Taylor (N), Hartwick (MS), Pivovar (Il), Morrison (MS), Johnson (W); **440-H**—Koster (Il) 50.9, Hartwick (MS), Keeler (In), Johnson (Mic), Brown (P), Morgan (P); **3000-M STEPLE**—Timm (Min) 8:43.8, Kelley (In), Gross (Il), Kilpatrick (MS), Press (In), Cobb (Il).

**4J**—Matzdorf (W) 7-1, Mann (Mic), Heikkila (Min), Rogers (N), Hauptert (In), Adama (In); **LJ**—Johnson (W) 24-11, Bolin (P), Feezel (N), Colucci (O), Wilken (Min), Onyango (W); **PV**—Wertman (Io) 16-1½ tie Tefer (Io) and Boughman (In), Kingstad (W), tie among Fuller (Il), Jenness (W), Callaway (In) and Burgener (Il); **SP**—Winchell (In) 56-3¼, Benberry (Il), Anderson (Min), Chandler (In), Adams (Mic), Wallace (Io); **DISC**—Dykstra (Il) 160-2, Adams (Mic), Davis (In), Debevo (O), Winchell (In), Chandler (In); **TJ**—Onyango (W) 51-6, Allen (MS), Vine (In), Colucci (O), Feezel (N), Young (O).

**RELAYS**—440—Indiana (Goodrich, Miller, Powell, Highbaugh) 40.5, Mich. State, Purdue, Wisconsin, Iowa, Minnesota; **MILE**—Mich. State (Spuller, Murphy, Mock, Casselman) 3:11.5, Illinois, Indiana, Wisconsin, Northwestern, Minnesota.

### Big Eight Conference Championships

Stillwater, Okla., May 21-22, 1971

**SCORING**—Kansas 128, Kansas St. 99, Okla. State 77, Nebraska 67, Colorado 63, Oklahoma 40, Missouri 27, Iowa State 24.

**100**—Daniels (C) 9.2, Branch (C), D. Williams (KS), Schultz (OS), Brunson (C); **220**—Daniels (C) 20.4, Schultz (OS), Branch (C), Merrill (KS), Brunson (C); **440**—Alexander (KS) 46.2, Norman (M), Mottley (N), Case (N), Pierce (N), Newsome (O); **880**—Vinson (KS) 1:50.1, Neihouse (K), Peterson (KS), Hawkins (N), Rose (OS), Cimato (N); **MILE**—Howe (KS) 4:06.7, Carlberg (N), Stewart (OS), Wilson (M), Manke (OS), Cronin (C); **3-MILE**—Elliott (K) 14:03.1, Howe (KS), Carlberg (N), Hitchcock (KS), Unger (N), Hogan (M); **120-IH**—Bates (K) 13.7, Bolding (OS), Vandavey (K), Greene (O), L. Williams (KS), McCurry (IS); **440-H**—Bolding (OS) 51.2, Borkness (K), Lee (KS), Wylie (O), McCurry (IS), Littrell (O).

**HJ**—Stoner (O) 6-10, Blakney (O), Hansbrough (M), Mounsey (C), Burns (N), Hathaway (IS); **LJ**—Reaves (K) 24-10½, Gordon (N), Wright (OS), Hawkins (IS), Stull (K), Morrow (KS); **PV**—Hatcher (K) 15-6, Bussabarger (C), Leonhardt (IS), Craig (O), Speer (C), McColm (O); **SP**—Salb (K) 65-2¾, Wilhelm (K), Frieze (M), Brosius (KS), Cherry (N), Benien (OS); **DISC**—Wilhelm (K) 187-7, Benien (OS), Brosius (KS), Salb (K), Amundson (IS), Stauffer (KS); **JAV**—Colson (K) 241-0, Morland (KS), Holloway (IS), Franklin (O), Obce (KS), Russell (M); **TJ**—Stull (K) 49-8, Gunter (OS), Gordon (N), Leonard (N), Anderson (IS), Morland (KS).

**RELAYS**—440—Colorado (Lockwood, Daniels, Brunson, Branch) 40.6, Kansas, Okla. State, Kansas St., Nebraska, Oklahoma; **MILE**—Nebraska (Pierce, Case, Mottley, Priestley) 3:09.7, Okla. State, Kansas St., Kansas, Oklahoma, Missouri.

### 25th Mid-American Conference Championships

Athens, O.

**SCORING**—Western Mich. 158, Ohio U. 119, Miami 113, Kent State 112, Bowling Green 66, Toledo 52.

**100**—Turner (K) 9.8, Gallichio (M), Mulinix (T), Wallace (WM), O'Neal (T); **220**—

Turner (K) 21.6, Williams (T), Mulinix (T), Galichio (M), Sloan (WM); **440**—Jugan (WM) 49.0, Michaelson (WM), Fullenkamp (BG), Farver (BG), Brockett (O); **880**—Harris (K) 1:51.6, Fant (WM), Barber (O), Wilson (M), Schornstein (O); **MILE**—Liebenberg (WM) 4:06.9, Danforth (BG), Wilson (M), Dawson (K), Polacheck (O); **3-MILE**—Sink (BG) 13:36.3, Liebenberg (WM), Haviland (O), Bennett (WM), Elliott (BG); **6-MILE**—Bennett (WM) 28:57.6, Haviland (O), Elliott (BG), Stintzi (WM), Macdonald (BG); **120-HH**—Jackson (WM) 14.5, Ober (K), Gaines (WM), Fegley (BG), Breest (WM); **440-H**—Rose (O) 53.1, MacEwan (T), West (M), Jackson (WM), Cureton (O); **3000-M STEEPLE**—Liebenberg (WM) 8:34.7, Sink (BG), Bayham (M), Gorsalitz (WM), Polacheck (O).

**HJ**—Cameron (M) 6-8, Kensinger (O), Littlejohn (WM), Evaul (WM), Weigan (K); **LJ**—Dunn (WM) 23-3½, Turner (K), Smith (WM), Mulinix (T), Fuller (M); **PV**—Donahoe (M) 15-8, Dunning (O), Wallick (M), Brezina (M), Robards (WM); **SP**—Stimson (O) 57-4½, Kuzma (K), Schoterman (K), Caldwell (O), Kohl (M); **DISC**—Miller (M) 173-8, Schoterman (K), Stimson (O), Fishler (T), Dennis (O); **JAV**—Dowsell (O) 252-6, Madson (O), Kiser (WM), McDowell (M), Williams (BG); **HAM**—Schoterman (K) 215-7, Accmbray (K), Converse (WM), Leitch (O), Kavanagh (O); **TJ**—Fuller (M) 48-7, Turner (K), Goss (O), Schwan (M), Smith (WM).

**RELAYS**—440—Toledo (Mullin, Cooper, O'Neal, Williams) 42.4, Miami, Western Mich., Kent State, Ohio; **MILE**—Bowling Green (Fagley, Miller, Farmer, Fullenkamp) 3:17.0, Kent State, Ohio, Toledo, Western Mich.

## Missouri Valley Conference Championships

Wichita, Kan., May 7-8, 1971

**SCORING**—Drake 132, Memphis St. 114, North Texas St. 97, Wichita St. 95, West Texas St. 69, Bradley 42, Tulsa 6, Louisville 2.

**100**—Fox (M) 9.5, Mason (WT), Carrington (W), Taylor (M), Walters (NT), Anderson (D); **220**—Fox (M) 21.6, Robinson (W), Holman (D), Evans (NT), Campana (D), Mason (WT); **440**—Peters (M) 47.8, West (M), Evans (NT), Holman (D), Cape (D), Salter (WT); **880**—Stephens (NT) 1:51.8, Everett (NT), Nicholson (W), Leach (M), Ramsey (L), Naumann (D); **MILE**—Johnson (D) 4:11.9, Hogan (WT), Whitted (D), Mohundro (M), Walker (W), Nee (M); **3-MILE**—Pharr (W) 14:23, Lee (D), Pearce (W), Mohundro (M), Lamb (D), Koepsel (W); **6-MILE**—Lee (D) 30:04.7, Pharr (W), Lamb (D), Brown (W), Lee (W), Hess (NT); **120-HH**—Bridges (B) 14.3, Thomas (WT), Waldschmidt (M), Graves (D), Little (NT), Hillaker (NT); **440-H**—Thomas (WT) 53.6, Stiles (D), Wright (B), McCrary (NT), West (M), Hillaker (NT).

**HJ**—Crady (B) 6-8½, Butler (WT), Wheeler (W), Meilander (D), Payne (M), Benton (W); **LJ**—Carrington (W) 25-5, Cady (D), Carlstrom (D), Scullen (D), Williams (B), Payne (M); **PV**—Snow (WT) 15-0, Foster (NT), Swenson (D), Hays (M), Estes (NT), Gambrell (NT); **SP**—Lemmons (NT) 53-5½, Higgins (M), Weigleb (T), Smith (WT), Scullen (D), Mout (W); **DISC**—Higgins (M) 160-4½, Parker (NT), Wilson (WT), Link (B), Goss (W), Lemmons (NT); **JAV**—Barkell (W) 199-1, Hopkins (NT), Scullen (D), Crady (B), Ulrich (NT), Carroll (D); **TJ**—Payne (M) 46-3½, Carrington (W), Meilander (D), Carlstrom (D), Williams (B), Swenson (D).

**RELAYS**—440—Memphis St. (Peters, Taylor, Gay, Fox) 41.2, North Texas St., Drake, West Texas St., Wichita St., Bradley; **MILE**—North Texas St. (Smith, Salter, Stephens, Evans) 3:13.9, Drake, Memphis St., Bradley, Wichita St.

## 46th Central Collegiate Conference Championships

Bowling Green, O., June 4-5, 1971

**SCORING**—Indiana 50, Tennessee 40, Miami (O.) 38, Western Mich. 33½, Bowling Green 31, Cincinnati 31, Kentucky St. 28, Ohio State 27, Ohio U. 27, Mich. State 24, Kent State 22, Missouri 22, Kansas 19, Ashland 18, Southern Ill. 18, Middle Tenn. 17, Butler 16, Michigan 16, Northern Ill. 16, Northwestern 15, Nebraska 12, Georgia Tech 10½, Notre Dame 10, Western Ky. 10, Iowa 8, Akron 6, Case 6, Eastern Mich. 6, Indiana St. 6, Western Ill. 6, Wheaton 6, Ball State 5, Baldwin-Wallace 4, Eastern Ky. 4, Kentucky 4, Duke 2, Murray St. 2, Central Mich. 1, Drake 1, Toledo 1, Wayne St. 1, Wooster 1; others: Augustana, Denison, DePauw, Furman, Loyola, Massachusetts, Mt. Union.

**100**—Harris (OS) 9.4, Crockett (SI), Miller (In), Garrett (KyS), Hill (OS), Heard (WS); **220**—Goodrich (In) 20.6, Crockett (SI), Nash (GT), Highbaugh (In), Garrett (KyS), Harris (OS); **440**—Jordan (KyS) 47.0, Norman (M). Casselman (MicS), Pierce (Ne), Sowerby (MuS), England (Ak); **880**—Fabian (As) 1:48.0, Harris (KS), Bach (NW), Craig (Te), Schornstein (OU), Whitted (Dr); **MILE**—Ortiz (WK) 4:05.4, Carlberg (Ne), Stapleton (Ci), Walton (GT), Beardmore (Du), Liebenberg (WM); **3-MILE**—Sink (BG)

13:29.4, Hogan (Mis), Bennett (WM), Wynder (BaS), Elliott (BG), Liebenberg (WM); **6-MILE**—Legge (In) 29:14.1, Bennett (WM), Bilsborrow (EM), Stanley (Ci), Polter (Mia), Griffin (Ak); **120-HH**—High (Te) 13.5, Taylor (NW), Murray (Mic), Mattina (Te), McMannon (ND), Derr (CM); **440-H**—Hartwick (MicS) 51.4, Bornkessel (Ka), Baker (As), Davis (OS), Freeman (Ci), Rose (OU); **3000-M STEEPLE**—Sink (BG) 8:42.0, Liebenberg (WM), Bayham (Mia), Silvius (EK), Gorsalitz (WM), Myers (BaS).

**HJ**—Mann (Mic) 7-0, Adama (In), Cooksey (IS), Rothfuss (Ky), Wilson (Te), tie Muirheid (GT) and Evaul (WM); **LJ**—Woolfolk (Bu) 25-7, Lanier (Ci), Hayes (MT), Silva (W), Stull (Ka), Helm (Wo); **PV**—Wallick (Mia) 16-7½, Wertman (O), Donohoe (Mia), Coad (BW), Green (OS), Callaway (In); **SP**—Stimson (OU) 58-1, Tyms (NI), Freeze (Mis), Stock (Te), Belder (NI), Chandler (In); **DISC**—Miller (Mia) 177-6, Polselli (ND), Wright (Wh), Stimson (OU), Stoltman (WI), Fishler (To); **JAV**—Dowsell (OU) 247-1, Williams (BG), Huffman (Ca), McDowell (Mia), Chisholm (Te), Kiser (WM); **HAM**—Accmbray (KS) 212-1, Penny (Ka), McEachran (NI), Converse (WM), Phillips (WM), Worth (BG); **TJ**—McClure (MT) 52-¼, Lanier (Ci), Woolfolk (Bu), Amison (Ak), Mumford (Ci), Stull (Ka).

**RELAYS**—440—Indiana (Goodrich, Miller, Powell, Highbaugh) 40.4, Ohio State, Kentucky St., Tennessee, Southern Ill., Middle Tenn.; **MILE**—Tennessee (Bond, Henderson, James, Craig) 3:10.9, Mich. State, Kentucky St., Kent State, Ashland, Cincinnati.

## College Conference of Illinois and Wisconsin

Kenosha, Wis., May 7-8, 1971

**SCORING**—North Central 57, Augustana 54, Carthage 51, Millikin 31, Wheaton 25, Elmhurst 22, Ill. Wesleyan 17, Carroll 14, North Park 1.

**100**—Smith (NC) 9.9, Krumlauf (NC), Hagen (IW), Bubolz (Carr), Hackbarth (Cart); **220**—P. Holmer (A) 22.8, Krumlauf (NC), Mack (M), Hagen (IW), Graf (Cart); **440**—Mack (M) 49.7, P. Holmer (A), Williams (Cart), Johnson (E), Boero (Cart); **880**—Heller (NC) 1:54.4, Penington (Cart), Hartlaub (M), J. Holmer (A), Hansen (A); **MILE**—Barker (W) 4:17.1, Kinlow (NC), McGhee (Cart), Olson (M), Stitt (A); **3-MILE**—Barrett (NC) 14:26.7, Behnke (NC), Wilson (A), Joerres (Cart), O'Connor (A); **120-HH**—Babula (Cart) 14.9, Linder (IW), Wood (A), Potter (A), Cronin (E); **440-H**—Mendenhall (M) 55.5, Boudar (Cart), Babula (Cart), Skelton (IW), Ferrington (NC).

**HJ**—Young (M) 6-4, Jankowski (Carr), Johnston (A), Johnson (A), Schenk (Cart); **LJ**—Smith (NC) 22-8, Jagger (A), Ruper (E), Malmquist (W), Green (E); **PV**—Holliday (A) 14-6½, Woodard (Carr), Dorak (Cart), Naumann (NC), Steplyk (Cart); **SP**—Filipiski (E) 50-4, Christiansen (Carr), Wright (W), Schlessor (NC), Thomalla (M); **DISC**—Wright (W) 157-6, Filipiski (E), McGinty (Cart), Busing (Cart), Converse (Cart); **JAV**—Jacobs (A) 186-0, Malek (Cart), Meihoffer (IW), Wright (W), Schenk (Cart); **TJ**—Smith (NC) 45-8, Jagger (A), Malmquist (W), Hoelt (NC), Green (E).

**RELAYS**—440—Carthage (Williams, Boero, Graf, Stokes) 43.4, Elmhurst, Ill. Wesleyan, North Central, North Park; **MILE**—Augustana (Beveroth, Anderson, Hansen, P. Holmer), 3:22.9, Millikin, Wheaton, North Central, Carthage.

## Indiana Collegiate Conference Championships

Greencastle, Ind., May 8, 1971

**SCORING**—Wabash 64, Indiana Central 55, Butler 52½, Valparaiso 52, DePauw 48½, Evansville 15, St. Joseph's 1.

**100**—Woolfolk (B) 9.9, Crone (D), Mina (V), Bruner (V), Sparks (B); **220**—Woolfolk (B) 22.2, Breisch (IC), Sparks (B), Mina (V), Steckler (IC); **440**—Clark (W) 49.7, Breisch (IC), Stoops (D), Woosley (V), tie Carmichael (B) and Kacmar (D); **880**—Brendel (IC) 1:54.7, Palm (D), Glaspie (IC), Burleson (B), Carter (D); **MILE**—Schroeder (V) 4:17.9, Bowerman (W), Fronczak (V), Brendel (IC), Walker (IC); **3-MILE**—Schroeder (V) 9:27.9, Bowerman (W), Fronczak (V), White (W), Rust (D); **120-HH**—Himmelhaver (W) 14.9, Reynolds (W), Knights (E), Swim (W), Hawkins (IC); **440-H**—Carmichael (B) 55.3, Goff (W), Lawton (V), Hawkins (IC), Johnson (D); **3000-M STEEPLE**—White (W) 9:24, Walker (IC), Black (V), Johnson (D), Oliver (D).

**HJ**—Layman (IC) 6-6, Graves (E), Woolfolk (B), Tucker (B), Johnson (D); **LJ**—Woolfolk (B) 24-10½, Kirk (D), Skorupa (D), Williams (IC), Smith (W); **PV**—Davis (B) 14-6, Allen (IC), Miller (D), Poe (E); **OTT** (IC); **SP**—Pursel (W) 50-4, Poland (D), Miller (W), Eberhart (V), Lautner (B); **DISC**—Petersen (V) 143-10, Gerber (D), Zinn (W), Dimler (D), Strains (V); **JAV**—Petersen (V) 186-6, Fouts (W), Mattingly (E), Plemmons (E), Straz (SJ); **TJ**—Williams (IC) 49-6, Kirk (D), Woolfolk (B), Smith (W), Knight (E).

**RELAYS**—4-0—Butler (Sparks, Kelly, Carmichael, Woolfolk) 43.4, Indiana Central, DePauw, Valparaiso, Wabash; **MILE**—Wabash (Bradway, Goff, Dumser, Clark) 3:21.2, Indiana Central, DePauw, Valparaiso, Butler.

**80th Michigan Intercollegiate Championships***St. Louis, Mich., May 15, 1971***SCORING**—Alma 77, Calvin 63, Hope 43, Olivet 35, Adrian 26, Kalamazoo 19, Albion 9.

**100**—Gouyd (H) 10.3, Baar (C), Eddy (Alm), Rottschäfer (C), Cummings (O); **220**—Rottschäfer (C) 22.2, Gouyd (H), Haverdink (H), Willets (Ad), Otten (C); **440**—Haverdink (H) 49.2, Glenn (O), Kerr (Alm), Skinner (Alm), Willets (Ad); **880**—Veltkamp (C) 1:55.4, Arbour (Alm), Yehle (Alm), Bytwerk (C), Jenkins (Ad); **MILE**—Veltkamp (C) 4:17.8, Daniels (H), Yehle (Alm), Hare (Alm), Bock (Alb); **2-MILE**—Daniels (H) 9:36.0, Yehle (Alm), Kingsbery (Ad), Kreger (Alm), Boogaart (C); **120-HH**—Labadie (Ad) 15.2, Martin (Ad), Hobday (O), Bailey (Alm), Schaap (H); **440-H**—Hobday (O) 54.8, Wiggins (Alm), Schaap (H), Smith (Alm), Bailey (Alm).

**HJ**—Neitring (Alm) 6-8, Dayton (Alm), Clements (O), Imre (Alb), Haynes (Ad); **LJ**—DeJonge (C) 21-10½, Carey (Alm), Brugger (H), Johnson (K), Imre (Alb); **PV**—Livock (O) 13-9, Vanderplaz (C), Copland (Alm), Remien (Alb), Nadolsky (H); **SP**—Deans (K) 47-2¼, Prince (Alm), Wangberg (Alm), Larke (K), Squillace (Ad); **DISC**—Flietstra (C) 136-6, B. Bosch (C), R. Bosch (C), Went (Alb), Coyie (K); **JAV**—Bjornard (K) 193-0, Maes (Ad), Day (O), Smith (Ad), Prince (Alm); **TJ**—Neitring (Alm) 45-2¼, Carey (Alm), Kuerth (O), Setter (K), Dayton (Alm).

**RELAYS**—**440**—Calvin (Baar, Otten, Eldersveld, Rottschäfer) 42.2, Hope, Olivet, Alma, Adrian; **MILE**—Calvin (VanKampen, Bytwerk, Rottschäfer, Veltkamp) 3:22.3, Alma, Olivet, Hope, Albion.

**Midlands Conference Championships***Dubuque, Ia., May 1, 1971***SCORING**—Loras 125, St. Ambrose 71½, St. Norbert 35, MacMurray 19½, Lewis 18.

**100**—Bell (Lo) 9.8, Hackett (Lo), Haynes (SA), Stump (SA), Walter (SN); **220**—Ptacin (Lo) 22.1, Bell (Lo), Boone (SA), Mathieson (M), Holmes (SN); **440**—Schlader (Lo) 49.4, Ptacin (Lo), Mathieson (M), Holmes (SN), Hayes (SA); **880**—Bryan (Lo) 1:56.4, Hunt (Lo), De Anda (SA), McCabe (SN), Heron (Le); **MILE**—Chatham (Lo) 4:14.9, Merrick (Lo), Heron (Le), Forbes (SA), Feldhausen (SN); **2-MILE**—Chatham (Lo) 9:22.1, Wagner (Lo), Buttmer (SA), Krause (Le), Firebaugh (M); **120-HH**—Kenton (SA) 15.1, Kenton (Lo), Geber (Lo), Kadulski (SN), Leffler (M); **440-H**—Kenton (Lo) 55.8, Carlson (Lo), M. Brockway (SA), J. Brockway (SA), Cox (M).

**HJ**—Benning (Lo) 6-5, Mumford (Le), Van Cleve (Lo), Outenhoven (SN); **LJ**—Ewing (SA) 21-5, Staton (SA), Van Cleve (Lo), Conrad (Le), Outenhoven (SN); **PV**—Suda (Lo) 13-0, Moore (M), Nasbaum (SA), Kolstad (SN), Petnuch (Le); **SP**—Schmitz (SN) 52-3, Beauchamp (SA), Impens (SA), Chappell (Lo), Scott (Lo); **DISC**—Fritsch (SN) 131-9, Impens (SA), Chappell (Lo), Schmitz (SN), Beauchamp (SA); **JAV**—Chappell (Lo) 182-11, O'Connor (SA), Suda (Lo), Fritsch (SN), Moore (M); **TJ**—Ewing (SA) 42-10½, Staton (SA), Van Cleve (Lo), Alexander (Le), Outenhoven (SN).

**RELAYS**—**440**—Loras (Hackett, Schlader, Ptacin, Bell) 43.0, MacMurray, Lewis, St. Norbert; **MILE**—Loras (Ptacin, Bryan, Kenton, Schlader) 3:20.3, St. Ambrose, St. Norbert, MacMurray.

**Midwest Conference Championships***Mt. Vernon, Ia., May 14-15, 1971***SCORING**—St. Olaf 70, Coe 51, Carleton 42, Grinnell 21, Knox 18, Ripon 17, Monmouth 15, Cornell 11, Lawrence 8, Beloit 2.

**100**—Carter (M) 10.0, Lytle (Coe), Benson (Coe), Senior (Ca), Yuska (R); **220**—Ashley (SO) 22.5, Lytle (Coe), Nishiyama (Ca), Forsythe (SO), Carter (M); **440**—Korir (Coe) 48.6, Ashley (So), Swan (G), Van Dorn (Cor), Jones (Ca); **880**—Ririe (Cor) 1:56.6, Chase (Ca), Baumeister (K), Milbrandt (SO), Graddick (Ca); **MILE**—Troy (SO) 4:18.3, Chase (Ca), Ryan (M), McGrath (G), Winegarden (SO); **2-MILE**—Olmstead (SO) 14:54.5, McGrath (G), Troy (SO), Blau (B), Ryan (M); **120-HH**—Witrak (SO) 15.2, Hendrickson (SO), Johnson (Ca), Gray (G), Loy (K); **440-H**—Hendrickson (SO) 55.5, Witrak (SO), Shullaw (K), Glerdinger (Ca), Rohlman (Coe).

**HJ**—Rohlman (Coe) 6-2, Stiegler (Ca), Shullaw (K), Helfrich (Coe), Allen (SO); **LJ**—Nikolli (R) 21-11, Coomes (Ca), Wright (G); **PV**—Hoffman (SO) 14-5½, Kuhlman (Cor), Delatich (SO), Gilbert (L), Madison (G); **SP**—Huff (G) 50-1, Grefe (Coe), Peterangelo (Ca), Robinson (R), Carlson (Coe); **DISC**—Hunter (M) 147-9½, Grefe (Coe), Robinson (R); **JAV**—Robinson (R) 212-9½, Hemerger (SO), Flom (SO); **TJ**—Korir (Coe) 45-4¾, Frodesen (L), Loy (K), Coomes (Ca), Bundgaard (SO).

**RELAYS**—**MILE**—Coe (Ottsen, Painter, Rohlman, Korir) 3:24.3, Carleton, St. Olaf, Knox, Grinnell.

**1st Midwestern Conference Championships***Terre Haute, Ind., May 14-15, 1971***SCORING**—Southern Ill. 162, Indiana St. 147, Northern Ill. 117, Ball State 98, Illinois St. 90.

**100**—Crockett (SI) 9.5, Sutton (SI), Case (IndS), Patterson (SI), Jones (B), Morissette (NI); **220**—Crockett (SI) 21.0, Sutton (SI), Howe (IndS), Patterson (SI), Keen (IIS), Jones (B); **440**—Erickson (SI) 47.4, Howe (IndS), Krainik (NI), Vana (IndS), Hickland (IndS), Juday (B); **880**—Nalder (SI) 1:51.1, Stafford (B), Penington (IndS), Burr (IIS), Hinton (SI), Hall (B); **MILE**—Hill (SI) 4:09.7, Nalder (SI), Wolfe (IndS), Myers (B), Gereau (NI), Taylor (IIS); **3-MILE**—Wynder (B) 13:54.1, Warthan (IndS), Snyder (B), Hill (SI), Carlson (IIS), Nash (B); **6-MILE**—Wynder (B) 29:20.5, Warthan (IndS), Nash (B), Closen (IIS), Schaefer (NI), Ragdsdale (IndS); **120-HH**—Abovade-Cole (IIS) 14.3, Prince (IndS), Jacques (NI), Frye (SI), Murphy (IndS), Marker (SI); **440-H**—Kirby (IndS) 53.7, Bramucci (SI), Marker (SI), Lindstrom (IIS), Hammer (NI), Brines (B); **3000-M STEEPLE**—Myers (B) 9:00.8, Carlson (IIS), Gaston (IndS), Lucas (B), Dille (IIS), McPherson (SI).

**HJ**—Cooksey (IndS) 6-10, Koch (NI), Bernard (SI), Sweat (IIS), Clendening (NI), Ellis (NI); **LJ**—Cummins (B) 23-4, Wieland (IndS), Gardiner (SI), Malinsky (IIS), Miller (IndS), Toysen (IndS); **PV**—Brue (IIS) 15-0, Ellis (NI), Thomas (IndS), Clendening (NI), Cascio (SI), Cook (IIS); **SP**—Tymn (NI) 58-3, Bilder (NI), McEachran (NI), Hamon (IndS), Shelhamer (IIS), Nelson (IIS); **DISC**—Janssen (IIS) 149-8, McEachran (NI), Bilder (NI), Swan (IIS), Shelhamer (IIS), Zachwieja (NI); **JAV**—Tindall (IndS) 207-4, Morse (B), Jasiewicz (IndS), Batina (NI), Painter (IIS), Adams (IndS); **HAM**—McEachran (NI) 161-5, Bilder (NI), Tymn (NI), Borcharding (IIS), Knighton (IIS), Hanlon (B); **TJ**—Cooksey (IndS) 48-10¾, Gardiner (SI), Cummins (B), Miller (SI), Bernard (SI), Drendel (IIS).

**RELAYS**—**440**—Southern Ill. (Sutton, Erickson, Morrow, Crockett) 40.8, Indiana St., Illinois St., Northern Ill.; **MILE**—Indiana St. (Howe, Smith, Hickland, Vana) 3:14.0, Ball State, Southern Ill., Northern Ill., Illinois St.

**51st Minnesota IAC Championships***St. Paul, Minn., May 14-15, 1971***TEAMS**—Augsburg, Concordia, Gustavus Adolphus, Hamline, Macalester, St. John's, St. Thomas, UM Duluth.

**100**—Daniels (M) 10.0, Piepenberg (A), Huvler (ST), Stumm (H), Rolle (ST); **220**—Stumm (H) 22.2, Huyler (ST), Brandes (H), Reuther (SI), Defresne (H); **440**—Peterka (H) 49.0, Gillespie (ST), Stooch (SI), Arnold (SI), Gustafson (D); **880**—Way (SI) 1:54.2, Seidl (SI), Mueller (H), Kremer (SI), Cook (SI); **MILE**—Way (SI) 4:15.4, Laursen (M), Rahkola (D), Skaja (SI), Miller (M); **2-MILE**—Skaja (SI) 14:29.5, Cragg (SI), White (ST), Liekhs (SI), Schneider (SI); **120-HH**—Klueck (SI) 14.6, Smith (SJ), Hallstrom (H), Neubauer (SJ), Joyce (SI); **440-H**—Adams (H) 53.9, Klueck (SI), Smith (SJ), Brower (M), Neubauer (SJ); **3000-M STEEPLE**—Kremer (SJ) 9:45.3, Brain (SJ), McClung (M), Olson (H), Arch (SI).

**HJ**—Monke (G) 6-4, Junger (D), Stickler (SJ), tie Heuer (ST) and Wold (C); **LJ**—Huyler (ST) 21-8¾, McMartin (H), Harvey (SJ), Arnold (SJ), Hueneck (H); **PV**—Agrimson (C) 12-6, McKee (ST), Vollum (G), Turner (M), Eng (A); **SP**—Snesrud (H) 52-2, Wachtler (SI), Olson (M), Bakken (A), Lent (D); **DISC**—Thompson (C) 161-0, Snesrud (H), Ferguson (ST), Schletty (SJ), Holsworth (G); **TJ**—Sawyer (SJ) 45-11, Stuart (ST), Harvey (SJ), Husing (A), Hamilton (M).

**RELAYS**—**440**—Hamline 42.4, St. John's, St. Thomas, Macalester, UM Duluth; **MILE**—Hamline 3:18.6, St. John's, St. Thomas, UM Duluth, Concordia.

**43rd Missouri IAA Championships****SCORING**—SE Missouri 68½, NE Missouri 59, Lincoln 58, SW Missouri 34, UMO. Rolla 21, NW Missouri 17½, Central Mo. 14.

**100**—Amerison (L) 9.3, Middleton (L), Walker (L), Potts (UMR), Powell (SEM); **220**—Amerison (L) 21.4, Middleton (L), Walker (W), Clugston (NWM), Wassilak (UMR); **440**—Boyd (L) 47.9, Harting (NEM), Patton (CM), Nelson (UMR), Francis (NEM); **880**—Keal (SWM) 1:53.8, Springer (SEM), Kolbach (NWM), Hindray (NWM), Smith (NEM); **MILE**—Springer (SEM) 4:11.2, Ault (SWM), Gilkinson (NWM), Sullivan (NEM), Parker (SEM); **3-MILE**—Parker (SEM) 14:36.9, Kaufman (SEM), Ault (SWM),

Cochran (SEM), Sullivan (NEM); **120-HH**—Wille (SEM) 14.4, Ruediger (NEM), Hemenover (UMR), Fulton (NEM), Fischer (SWM); **440-H**—Lyles (L) 52.8, Curl (SWM), Wille (SEM), Dean (UMR), Hemenover (UMR).

**HJ**—Fulton (NEM) 6-8, Allbritton (NEM), tie Hansen (NWM) and Miller (SEM), Littrell (NEM); **LJ**—Geredine (NEM) 24-4, Bowser (NWM), Miller (SEM), Wiley (L), Grievie (UMR); **PV**—Allbritton (NEM) 15-0, Oakley (L), Meatheany (SEM); **Strafford** (SEM), Harting (NEM); **SP**—Wadlington (SEM) 59-¾, Simmons (UMR), Phillips (SWM), Leffler (NEM), Kolarik (NEM); **DISC**—Page (CM) 159-8¾, Wadlington (SEM), Leffler (NEM), Bedford (SWM), Compton (NEM); **JAV**—Cruse (SWM) 225-1, Fraser (NEM), Light (SWM), Jackson (L), Lusso (NWM); **TJ**—Geredine (NEM) 49-7, Miller (SEM), Briggs (SEM), Yach (SWM), Sanders (SEM).

**RELAYS**—**440**—Lincoln (Americus), Hunt, Walker, Middleton) 41.5, UMo, Rolla, SE Missouri, Central Mo., NE Missouri; **MILE**—Lincoln (Lyles, Middleton, Conner, Boyd) 3:13.1, SE Missouri, Central Mo., NE Missouri, UMo, Rolla.

## 46th North Central Conference Championships

Sioux Falls, S.D.

**SCORING**—N.D. State 74, S.D. State 59, Northern Iowa 50, Morningside 43, Mankato St. 29, South Dakota 16, North Dakota 13, Augustana 4.

**100** Berry (Mo) 9.9, Harskamp (NI), Wirtz (NDS), Keith (Mo), Hisek (SD); **220**—Keith (Mo) 21.8, Wahlstrom (SDS), Hisek (SD), Berry (Mo), Gesell (NDS); **440**—Wahlstrom (SDS) 47.7, Gesell (NDS), Dixon (NDS), Osborn (SDS), Bygd (MS); **880**—Fite (SDS) 1:53.2, McCullough (NI), Hanson (NI), Steiner (MS), Gemar (SD); **MILE**—Slack (NDS) 4:12.6, Lussenden (NDS), Kampe (NDS), Schultz (NI), Spee (MS); **3-MILE**—Lussenden (NDS) 14:17.6, Halling (SDS), Twedt (NI), Slack (NDS), Samore (NI); **6-MILE**—Slack (NDS) 31:04.0, Twedt (NI), Goebel (NDS), Tesch (NI), Potven (MS); **120-HH**—Wirtz (NDS) 14.2, Carlson (SDS), Butler (SD), Wessely (NI), Trudeau (SD); **440-H**—Carlson (SDS) 52.9, Everett (Mo), Landwehr (MS), Ayen (MS), Kruse (A).

**HJ**—Harding (Mo) 6-6½, Thelen (SDS), Morken (NDS), Hipkins (MS), Bygd (MS); **LJ**—Wirtz (NDS) 24-3½, Proell (MS), Bigler (Mo), Weisgram (NDS), Larscheid (SDS); **PV**—Frank (SDS) 15-0 Pettit (Mo), Steele (NI), Hipkins (MS), Jarboe (SDS); **SP**—McCready (NI) 54-3, Meier (SD), Schindler (ND), Evenson (NDS), Oleson (MS); **DISC**—McCready (NI) 159-0, Johnson (SDS), Larson (ND), Onmwig (NI), Oleson (MS); **JAV**—Larson (ND) 195-5, Erickson (NDS), Dixon (NDS), Osborn (SDS), Bygd (MS); **TJ**—Wirtz (NDS) 48-5, Moes (MS), Proell (MS), Brauman (NI), Anstett (ND).

**RELAYS**—**440**—Morningside (Bigler, Everett, Keith, Berry) 41.5, N.D. State, S.D. State, Northern Iowa, South Dakota; **MILE**—S.D. State (Filhaus, Carlson, Fitz, Wahlstrom) 3:19.0, Northern Iowa, Augustana, Mankato St., Morningside.

## All-Ohio Championships

Kent. O., May 29, 1971

**TEAMS**—Akron, Ashland, Baldwin-Wallace, Bowling Green, Capital, Case Western Reserve, Cedarville, Central St., Cincinnati, Cleveland St., Defiance, Denison, Findlay, Heidelberg, Hiram, Kent State, Malone, Miami, Mount Union, Ohio Northern, Ohio State, Ohio U., Ohio Wesleyan, Otterbein, Toledo, Wittenberg, Wooster, Wilberforce.

**100**—Taylor (CeS) 9.8, Turner (K), Douglas (CeS), Tipton (Hi), Beideman (Ak); **220**—Smith (CeS) 21.6, Toney (Hi), Turner (K), Douglas (CeS), Tipton (Hi); **440**—Egwun-yenga (CeS) 47.5, Farver (BG), Wagner (Ci), Totten (K), Mayer (Ci); **880**—Fabian (As) 1:49.2, Dawson (K), Schornstein (OU), Wilson (Mi), Harris (K); **MILE**—Sink (BG) 4:05.5, Haviland (OU), Stapleton (Ci), McCrone (Ci), Schnittker (BG); **3-MILE**—Sink (BG) 13:56.6, Elliott (BG), Ferstle (BG), MacDonald (BG), Stapleton (Ci); **6-MILE**—Stanley (Ci) 29:33.0, Alexander (Den), Griffin (Ak), Dogle (BG), Fahl (K); **120-HH**—Ober (K) 14.7, Lanier (Ci), MacEwan (T), Swank (OS); **440-H**—Baker (As) 52.5, MacEwan (T), Freeman (Ci), Perry (BW), West (Mi); **3000-M STEEPLE**—Wesseling (Mi) 9:21.5, Speirs (BG), Knittle (MU), Kossler (OS), Griffin (Ak).

**HJ**—Lytle (BW) 6-6, Lyon (CWR), Kensingor (OU), Showalter (OS), Tabb (CeS); **LJ**—Lanier (Ci) 24-5¼, Amison (AK), Mumford (Ci), Armstrong (Ma), Mulnix (T); **PV**—Wallick (Mi) 16-0, Brezina (Mi), Harbage (Cap), Street (Ak), tie among Cronacher (OU), Christoff (T) and Davis (Cap); **SP**—Stimson (OU) 56-4¼, Kuzma (K), Kohl (Mi), Fell (He), Riddlege (CIS); **DISC**—Miller (Mi) 184-3, Fishler (T), Dennis (OU), Stimson (OU); **JAV**—Dwight (OU) 232-9, Madsen (OU), Williams (BG), Lance (ON), Hufman (CWR); **HAM**—Accambray (K) 209-4, Worth (BG), Kirkland (K); **TJ**—Lanier (Ci) 49-3, Lyon (CWR), Amison (Ak), Fuller (Mi), Freshwater (MU).

**RELAYS**—**440**—Central St. (Taylor, Bolden, Smith, Douglas) 41.0, Ashland, Akron, Baldwin-Wallace, Miami; **MILE**—Cincinnati (Wagner, Garnett, Duffey, Mayer) 3:14.3, Kent State, Ashland, Bowling Green, Baldwin-Wallace.

## Ohio Conference Championships

Alliance, O., May 14-15, 1971

**SCORING**—Mount Union 121, Baldwin-Wallace 84, Hiram 41, Wittenberg 47, Ohio Wesleyan 39, Heidelberg 33, Otterbein 30, Denison 26, Wooster 24, Kenyon 13, Capital 12, Oberlin 11, Marietta 6, Muskingum 0.

**100**—Toney (Hi) 9.9, Tipton (Hi), Breno (BW), Hill (OW), Reed (BW); **220**—Toney (Hi) 21.6, Tipton (Hi), Williams (MU), Letts (K), Breno (BW); **440**—Lewis (BW) 49.9, Simonette (Ot), Lepp (BW), Frederick (BW), Linder (OW); **880**—Goers (Wi) 1:55.7, Birkbeck (D), Williams (MU), Book (OW), McDonald (He); **MILE**—Groves (MU) 4:13.4, King (MU), Chapman (BW), Highley (D), Barnum (Ma); **3-MILE**—Alexander (D) 14:54.9, Korbau (MU), Knittle (MU), King (MU), Lewis (C); **120-HH**—Zeller (Wi) 15.7, Hunt (He), Wysenski (Hi), Booth (MU), Blake (Ma); **440-H**—Ankeny (MU) 53.2, Sollman (Wo), Perry (BW), Dalsky (MU), Fox (D).

**HJ**—Lytle (MU) 6-4, Rowland (MU), Draxler (He), Kuhner (Wi), Wysenski (Hi); **LJ**—Helm (Wo) 23-8, Thompson (K), Risser (MU), VanWey (Ot), Freshwater (MU); **PV**—Coad (BW) 15-9, Armour (OW), Kroviak (Wi), Harbage (C), Weaver (Ot); **SP**—Morton (Ob) 52-10½, Fell (He), Bibbee (Wi), Bihl (MU), Miller (Ma); **DISC**—Iovino (OW) 146-7, Roesser (Hi), Bibbee (Wi), Mueller (C), August (MU); **TJ**—Freshwater (MU) 46-5, VanWey (Ot), Dyer (Ot), Griffith (MU), Ankeny (MU).

**RELAYS**—**440**—Baldwin-Wallace (Lepp, Ryall, Lewis, Breno) 42.5, Mt. Union, Hiram, Wittenberg, Ohio Wesleyan; **MILE**—Baldwin-Wallace (Lepp, Shaffer, Jessup, Lewis) 3:19.1, Ohio Wesleyan, Mt. Union, Wooster, Denison.

## 16th President's Athletic Conference Championships

University Heights, O., May 7-8, 1971

**SCORING**—Case Tech 190, John Carroll 93, Thiel 60, Bethany 59, Western Reserve 49, Wash. & Jeff. 40, Allegheny 36.

**100**—Gusky (T) 10.1, Hordeski (CT), Reck (WJ), Wrona (CT), McGregor (JC), Brandon (B); **220**—Glazthofer (CT) 22.7, Reck (WJ), Scheid (JC), McGregor (JC), Hordeski (CT), Mintz (JC); **440**—Prentice (T) 49.0, Brewer (WR), Glazthofer (CT), Lubahn (WR), Mintz (JC), Bowman (JC); **880**—Leary (CT) 1:58.8, Dolezal (WR), Eck (B), Carlone (JC), Decker (T), White (WJ); **MILE**—Dolezal (WR) 4:20.9, Tanchon (CT), Lawler (JC), Mayemik (WJ), Hanson (CT), Knox (WJ); **3-MILE**—Detweiler (CT) 15:32.8, Lawler (JC), Williams (CT), Oldfather (CT), Nylander (WJ), Corfield (T); **120-HH**—Schroeder (CT) 15.8, Kadeg (A), Brandon (B), Pruneski (CT), Oman (T), Slaughter (WR); **440-H**—Schroeder (CT) 55.5, Newnam (T), Stein (B), Pruneski (CT), Cook (WR), Oman (T).

**HJ**—Lyon (CT) 6-2, Hyland (JC), Haver (A), Toatley (T), Cummings (JC), Matthews (B); **LJ**—Cummings (JC) 22-4, Lyon (CT), Wrona (CT), Hoffacker (B), F. Cirillo (JC), N. Cirillo (JC); **PV**—Williams (CT) 13-6, Loyer (CT), Sanford (B), St. John (JC), Rownthorn (WR), Pellerin (T); **SP**—S. Radakovich (B) 48-2, Watts (A), Horwitz (JC), Hufman (CT), B. Radakovich (B), Wascak (T); **DISC**—Nicholson (B) 141-8, Olsen (A), Hufman (CT), Horwitz (JC), Hasler (WJ), Lipiski (B); **JAV**—Hufman (CT) 198-11, Kasperik (WJ), Saternow (T), Clough (CT), Hasler (WJ), Meyers (A); **TJ**—Lyon (CT) 46-11¼, Cummings (JC), Hasler (WJ), Yuan (CT), McKinney (A), Fanning (A).

**RELAYS**—**440**—Case Tech (Wrona, Wilk, Orndenski, Glazthofer) 42.9, John Carroll, Thiel, Western Reserve, Bethany, Allegheny; **MILE**—Western Reserve (Skala, Slaughter, Brewer, Lubahn) 3:25.0, Thiel, John Carroll, Bethany, Case Tech, Allegheny.

## 62nd Drake Relays

Des Moines, Ia., Apr. 23-24, 1971

**TEAMS**—Abilene Christian, Air Force, Aquinas, Arkansas St., Ashland, Augustana (Ill.), Augustana (S.D.), Baylor, Bradley, Brigham Young, Buena Vista, Carleton, Central, Central Mich., Chapman, Chicago St., Colorado St., Concordia, Cornell, Dallas Bapt., DePaul, Drake, Doane, Dubuque, Eastern Ill., Eastern Ky., Eastern Mich., Eastern N.M., Emporia St., Florida St., Florida TC, Fort Hays St., Fullerton St., Graceland, Grambling, Grinnell, Hamline, Hastings, Hiram, Houston, Illinois, Illinois TC, Illinois TC, Indiana, Indiana St., Iowa, Iowa State, Kansas, Kansas St., Kearney St., John F. Kennedy, Kent State, Kentucky, Lamar, Lincoln, Lorain, LSU, Loyola (Ill.), Luther, Macalester, Mankato St., Miami (O.), Michigan, Mich. State, Middle Tenn., Minnesota, Missouri, Monmouth, Morningside, Murray St., Nebraska, New Mexico, N.D. State, NE Missouri, Northern Colo., Northern Ill., Northern Iowa, North Texas St.,

Northwestern, Northwestern (Ia.), Notre Dame, Ohio U., Ohio State, Oklahoma, Okla. Christian, Okla. State, Oregon St., Pennsylvania, Peru State, Pittsburg, Platteville St., Prairie View, Principia, Purdue, Rice, River Falls St., St. Ambrose, St. Cloud, St. John's (Minn.), St. Olaf, St. Procopius, St. Thomas, Simpson, Sioux Falls, South Dakota, S.D. State, SE Louisiana, Southern U., Southern Ill., Southern St. (S.D.), SW Louisiana, SW Michigan, Tarkio, TCU, Texas, Texas A&M, Texas Southern, Tulane, Twin Cities TC, UI Chicago, UNeb. Omaha, UTEx. El Paso, UW Parkside, Wartburg, Washburn, Western Ill., Westmar, Western Mich., Wichita St., William Penn, Wisconsin, Wyoming, Yankton.

**100-Gray** (Mis) 9.2, Phillips (Gram), Washington (MicS), Goodrich (In), Williams (KaS); **440-Morton** (Tex) 46.6, Bolding (OkS), Wright (Tex), Morris (TAM), Goldapp (Tex); **MILE-Carlberg** (Neb) 4:05.3, Smith (Ka), Hopko (Minn), Brown (Tu), Maddaford (ENM); **3-MILE-Shorter** (FTC) 13:07.0, Bachelor (FTC), Hindley (BY), Messenger (AF), Reid (BY); **6-MILE-Shorter** (FTC) 27:24.3, Bjorklund (Minn), Bachelor (FTC), Messenger (AF), Jones (AF); **120-HH-Milburn** (SU) 13.5, Taylor (NW), McMannon (ND), Bates (Ka), Bolding (OkS); **440-H-Mann** (SU) 50.9, Minor (PV), Hartwick (MicS), Cronholm (Ric), Bolding (OkS); **3000-M STEEPL**-Liebenberg (WM) 8:43.6, Timm (Minn), Gray (AS), Costello (CM), Engen (Wy); **MARATHON-Mortenson** (TCTC) 2:27:23.0, Warthon (InS), Stirrett (ITC), Johnson (StO), Green (Nta).

**HJ-Matzdorf** (Wis) 7-1½, Heikkila (Minn), Bernard (St), Bygd (ManS), Dykstra (Ill), Taylor (TAM); **LJ-Johnson** (Wis) 25-1, Kirkland (EM), Wirtz (NDS), Gunlock (Ba), Brabham (Ba); **PV-Roberts** (Ric) 17-0, Craig (Ok), Wertman (Ia), Allbritton (NEM), Hatcher (Ka); **SP-Salb** (Ka) 65-4¼, Tyms (NIll), Winchell (In), Benberry (Ill), Mosley (Ba); **DISC-Louisiana** (BY) 186-10, Miller (Mia), Polselli (ND), Thomas (TX), Amundson (IaS); **JAV-Pihl** (BY) 255-3, Johansson (NM), Morland (KaS), Dowswell (Oh), Franklin (Ok); **HAM-Accambay** (KenS) 202-8, Penny (Ka), Leitch (Oh), Converse (WM), Sabbatine (Ky); **TJ-Geredine** (NEM) 51-1½, Onyango (Wis), Gordon (Neb), Larkins (EM), Cooksey (InS).

**UNIV. RELAYS-440-Indiana** (Goodrich, Miller, Powell, Highbaugh) 40.2, Mich. State, Kansas, Kansas St., Texas A&M; **880-Abilene Christian** (McGuire, Overly, Woodroof, Colglazier) 1:23.9, Mich. State, Kansas, LSU, Texas A&M; **MILE-Abilene Christian** (Overly, Woodroof, McGuire, Colglazier) 3:05.6, Nebraska, Rice, Kansas St., Brigham Young; **2-MILE-Illinois** (Dozier, Mango, Labadie, Phillips) 7:21.5, Nebraska, Drake, Pittsburg, Wisconsin; **SPRINT MEDLEY-Wisconsin** (Nickels, Bahnfleth, Kartman, Winzenried) 3:17.8, Wyoming, North Texas St., Rice, Northwestern; **DISTANCE MEDLEY-Kansas St.** (Peterson, Alexander, Vinson, Howe) 9:35.6, Illinois, Houston, Okla. State, Nebraska; **SHUTTLE HURDLE-Texas A&M** (Prince, Harvey, West, Rogers) 58.7; **4-MILE-Houston** (Jaouhar, McCleery, Hilton, Sigmont) 16:27.0, Okla. State, Kansas St., Missouri, Western Mich.

**COLLEGE RELAYS-440-Tex. Southern** (Sumpter, Polk, Williams, Taylor) 40.0, Dallas Bapt., Prairie View, SE Louisiana, Southern U.; **880-Tex. Southern** (Sumpter, Williams, Polk, Taylor) 1:23.9, Southern U., SE Louisiana, Doane, Lincoln; **MILE-Prairie View** (Minor, Evans, Dotson, Geter) 3:08.4, SW Louisiana, Southern U., Dallas Bapt., Eastern Mich.; **2-MILE-Dallas Bapt.** (O'Brien, Christian, Wilson, Evans) 7:29.2, Eastern Mich., Prairie View, Southern U., Kearney St.; **SPRINT MEDLEY-Tex. Southern** (Sumpter, Polk, Washington, Fulton) 3:17.9, Southern U., Dallas Bapt., SW Louisiana, Eastern Mich.; **DISTANCE MEDLEY-Eastern Mich.** (Seiler, Grant, Wells, Minty) 9:43.4, N.D. State, Eastern N.M., Peru State, Fort Hays St.

**IOWA COLLEGE RELAYS-440-Morningside** (Bigler, Stauffer, Everett, Keith) 41.8, Graceland, Cornell, Westmar, William Penn; **MILE-Morningside** (Stauffer, Schroeder, Keith, Everett) 3:19.1, St. Ambrose, Graceland, Grinnell, Westmar.

## Kansas Relays

Lawrence, Kan., Apr. 16-17, 1971

**TEAMS-Adams St., Air Force, Baylor, Bowling Green, Colorado, Dallas Baptist, Drake, Eastern Ill., Eastern N.M., Emporia St., Fort Hays, Graceland, Illinois, Illinois St., Iowa State, Kansas, Kansas St., Kearney St., Kentucky St., Lincoln, Missouri, Nebraska, NE Missouri, Northern Ill., Northwestern, Oklahoma, Okla. Christian, Okla. State, Ottawa, Peru State, Pittsburg St., Prairie View, Rice, So. Dak. St., SE Missouri, Texas, Texas A&M, UNeb. Omaha.**

**100-Gray** (M) 9.5, Williams (KaS), Daniels (C), Marshall (Ok), Coleman (DB); **MILE-Rose** (OkS) 3:59.5, LaBadie (I), Maddaford (ENM), Stewart (OkS), Patterson (ES); **3-MILE-Shorter** (Fla. TC) 13:08.6, Gross (I), Jones (AF), Okuda (Tex. Striders), McDonald (AS); **6-MILE-Sink** (BG) 28:42.6, Dutton (Mid-America TC), Halberstadt (OkS), McDonald (AS), Nee (ES); **120-HH-Bates** (K) 13.8, Taylor (Nw), Vanda-

veer (K), Young (Pi), Abovade-Cole (IllS); **440-H-Cronholm** (R) 50.5, Bolding (OkS), Minor (PV), Lee (KaS), Borkessel (K); **3000-M STEEPL**-Nightingale (Mid-America TC) 8:40.8, Sink (BG), Mason (Pacific Coast Club), Callen (Ka), Graham (KaS); **MARATHON-Cerovsky** (Twin Cities TC) 2:31:25.0, Lynch (ENM), Hendricks (Peru, Neb.), Owczarzak (Mid-America TC), Richardson (N. Little Rock TC).

**HJ-Cates** (Tex) 6-10, Stoner (Ok), Allbritton (NEM), Holland (OkS), Miller (M), Hansbrough (M); **LJ-Brabham** (Bay) 26-2½, Lawrence (DB), Feezel (Nw), Gunlock (Bay), Gordon (Neb); **PV-Roberts** (R) 16-9, Hatcher (K), McMahan (TAM), Craig (Ok), Allbritton (NEM); **SP-Salb** (K) 65-6¼, Wilhelm (K), Tyms (NI), Moseley (Bay), Wadlington (SEM); **DISC-Wilhelm** (K) 183-2, Salb (K), Thomas (Tex), Stadel (R), Benien (OkS); **JAV-Penny** (K) 195-5, Welihozkiy (Rutgers TC), Young (K), Neugent (OC), O'Donnell (K); **TJ-Geredine** (NEM) 50-10, Gordon (Neb), Brown (DB), Gunther (OkS), Walker (Pi); **DECATHLON-Jenner** (G) 7:330; Hill (OC), Pettes (Ok), Allbritton (NEM), Schur (K).

**UNIV. RELAYS-440-Texas A&M** (Barre, C. Mills, M. Mills, Woods) 39.9, Kansas St., Kansas, Colorado, Texas; **880-Texas A&M** (Rogers, Woods, M. Mills, C. Mills) 1:22.1, Kansas, Texas, Oklahoma, Iowa State; **MILE-Rice** (Bingham, Dicke, Straub, Grandjean) 3:07.0, Texas, Kansas St., Nebraska, Texas A&M; **2-MILE-Illinois** (Mango, Dozier, Phillips, Labadie) 7:23.4, Nebraska, Kansas St., Kansas, Drake; **4-MILE-Kansas St.** (Corman, Peterson, Hitchcock, Howe) 16:30.4, Missouri, Bowling Green, Kansas, Nebraska; **SPRINT MEDLEY-Texas** (Baggett, Johnson, Wright, Morton) 3:16.7, Kansas St., Rice, Texas A&M, Kansas; **DISTANCE MEDLEY-Kansas St.** (Vinson, Heggie, Peterson, Howe) 9:43.2, Okla. State, Drake, Missouri, Colorado.

**COLLEGE RELAYS-440-Dallas Bapt.** (Jordan, Thomas, Baldwin, Denton) 40.8, Lincoln, Kentucky St., Prairie View, Eastern N.M.; **880-Kentucky St.** (Stallworth, Pinkston, Jordan, Garrett) 1:24.7, Prairie View, Lincoln, S.D. State, Adams St.; **MILE-Prairie View** (Minor, Austin, Dotson, Henderson) 3:07.1, Kentucky St., S.D. State, Okla. Christian, Fort Hays; **2-MILE-Dallas Bapt.** (O'Brien, Christian, Wilson, Evans) 7:35.6, Eastern Ill., Fort Hays, Kearney St., UNeb. Omaha; **SPRINT MEDLEY-Dallas Bapt.** (Thomas, Pyle, Baldwin, Evans) 3:21.6, Prairie View, Lincoln, Adams St., S.D. State; **DISTANCE MEDLEY-Dallas Bapt.** (Peacock, Martin, Wilson, O'Brien) 9:57.2, Emporia St., Eastern N.M., Peru State, Pittsburg St.

## NCAA Midwest Regional

Cedar Falls, Ia., May 22, 1971


**SCORING-Lincoln** 76, Mankato St. 67, Northern Iowa 64, SW Missouri 25½, NE Missouri 18, Neb. Wesleyan 17, Umo. Rolla 16, Luther 11, S.D. State 10.5, Grinnell 5, Wartburg 4, Central 2, Central Mo. 1, NW Missouri 1, Washington U.

**100-Amerison** (Li) 10.0, Walker (Li), Middleton (Li), Potts (UMR), Veskrna (NI); **220-Walker** (Li) 22.1, Amerison (Li), Harskamp (NI), Middleton (Li), Veskrna (NI); **440-Boyd** (Li) 49.4, Rutledge (NW), Peterson (MS), Fischer (MS), Sloten (War); **880-Anderson** (NI) 1:55.0, Conner (Li), Keal (SWM), McCullough (NI), Wessely (NI); **MILE-Sullivan** (NEM) 4:16.9, Newcomer (NW), Lipper (NEM), Beck (War), Schulz (NI); **3-MILE-Ault** (SWM) 14:13.8, Twedt (NI), McGrath (G), Samore (NI), Ruddock (Was); **6-MILE-Dunsmore** (MS) 30:57.0, Wilson (MS), Tesch (NI), Moes (NEM), Villers (NI); **120-HH-Hemenover** (UMR) 14.8, Ruebiger (NEM), Wessely (NI), Lyles (Ni), Carlson (NI); **440-H-Lyle** (Li) 54.5, Curl (SWM), Landwehr (MS), Callanan (NI), Wessely (NI); **3000-M STEEPL-Rapp** (Lu) 9:20.7, Sheehan (MS), Moes (NEM), O'Donnell (MS), Green (NI).

**HJ-Nielson** (NW) 6-6, Bygd (MS), tie Thelen (SDS) and Yach (SWM), Peeters (Lu); **LJ-Proell** (MS) 22-8½, Wiley (Li), Cook (NI), Peterson (MS), Lyles (Li); **PV-Oakley** (Li) 15-0, Hopkins (MS), Steele (NI), Madson (G), Rinaldi (War); **SP-McCready** (NI) 54-5, Oleson (MS), Pavaglio (MS), Johnson (SDS), Beisser (MS); **DISC-Johnson** (SDS) 156-8¼, Brogren (Lu), McCready (NI), Okerstrom (MS), Page (CM); **JAV-Crase** (SWM) 203-6, Jackson (Li), Bygd (MS), Piester (C), Cook (NI); **HAM-Jackson** (Li) 136-0, McCready (NI), Meyer (NI), Oleson (MS), Beisser (MS); **TJ-Moes** (MS) 46-7¼, Yach (SWM), Brauman (NI), Proell (MS), High (NI).

**RELAYS-440-Lincoln** (Boyd, Amerison, Walker, Middleton) 42.3, Umo. Rolla, Northern Iowa, Mankato St.; **MILE-Lincoln** (Wiley, Conner, Middleton, Lyles) 3:19.1, Umo. Rolla, Neb. Wesleyan, Northern Iowa, Mankato St.





**UFO (UNDEFEATED FLYING OBJECT)** is India's contribution to world-class triple jumping, Mohinder Gill of Cal Poly. Gill, shown here winning at College Division meet (51-10), swept all three NCAA championships (indoor, both outdoor) last year.

## The West (NCAA Districts 6, 7 & 8)

### Pacific-8 Championships

Seattle, Wash., May 21-22, 1971

**SCORING**—UCLA 126, Oregon 117, Southern Cal 102, California 77, Washington 45, Stanford 36, Oregon St. 29, Washington St. 26.

**100**—Deckard (SC) 9.7, Edmonson (UCLA), Curtis (C), Hearvey (O), Brown (SC), Robinson (UCLA); **220**—Deckard (SC) 20.9, Smith (UCLA), Edmonson (UCLA), Garrison (SC), Echols (UCLA), Pharris (SC); **440**—Collett (UCLA) 45.3, Smith (UCLA), Garrison (SC), Vance (O), Blackman (O), Chapman (O); **880**—Brown (C) 1:49.1, Drew (O), Borden (OS), Mesmer (W), Emilsson (O), Svoboda (OS); **MILE**—Prefontaine (O) 4:01.5, Ritchie (O), Kvalheim (O), Carey (OS), MacDonald (S), West (C); **3-MILE**—Prefontaine (O) 13:17.9, Kardong (S), Savage (O), Kretz (S), Murphy (WS), Kvalheim (O); **120-HH**—Babb (SC) 13.8, Tipton (S), Olson (WS), Taylor (W), Harris (O), Brosius (C); **400-H**—Seymour (W) 50.9, White (S), Lee (C), Brosius (C), Corval (UCLA), Long (S); **3000-M STEEPLE**—Savage (O) 8:40.3, Lathers (O), Johnson (W), Hutchison (WS), Long (O), Kvalheim (O).

**HJ**—Hollins (SC) 7-0 $\frac{1}{4}$ , Huff (UCLA), Fletcher (UCLA), Hill (O), Singleton (O), Erickson (OS); **LJ**—Moore (O) 26-6 $\frac{1}{2}$ , Hines (SC), Bendixon (UCLA), Fraser (C), Harris (O), Anderson (S); **PV**—Bryde (W) 17-4, Earnst (WS), Trancanelli (UCLA), Cryder (SC), Norris (OS), Cochran (SC); **SP**—Schmook (O) 62-11 $\frac{1}{2}$ , Ostoich (UCLA), Lane (SC), Lewis (C), Buehler (SC), Colich (SC); **DISC**—Antunovich (SC) 190-10, Penrose (C), Ostoich (UCLA), Admans (C), Freberg (UCLA), Gordon (UCLA); **JAV**—Feldmann (W) 258-4, Kennedy (C), Troseth (OS), Jones (UCLA), Richardson (O), Melville (OS); **TJ**—Butts (UCLA) 54-2 $\frac{1}{2}$ , Reader (OS), Hines (SC), Rogers (UCLA), Jackson (SC), Fraser (C).

**RELAYS**—**440**—UCLA (Echols, Robinson, Edmonson, Collett) 39.9, Southern Cal, California, Washington St., Oregon, Washington; **MILE**—UCLA (Echols, Edmonson, Smith, Collett) 3:08.3, Oregon, California, Stanford, Washington St., Southern Cal.

### Pacific Coast AA Championships

San Diego, Cal., May 14-15, 1971

**SCORING**—Long Beach St. 82, San Jose St. 75, San Diego St. 60, L.A. State 42, UC Santa Barb. 29, Fresno St. 26.

**100**—Allotey (LA) 9.6, Steward (SD), Moore (LB), Biggers (LB), Driver (LA); **220**—Allotey (LA) 20.8, Moore (LB), Beasley (LB), Steward (SD), Driver (LA); **440**—Dees (SJ) 47.1, Snyder (SB), Palmer (LB), Davis (LA), Stevenson (LB); **880**—Marshall (SJ) 1:52.3, Moses (LB), Gans (SB), Stevens (SJ), Lee (SB); **MILE**—Dean (LA) 4:06.3, Black (SJ), Wagenbach (LB), Greer (SJ), Dowdall (FS); **3-MILE**—Martin (SD) 13:59.0, Evans (SJ), Macias (LB), Lough (LA), Inglehart (SD); **6-MILE**—Martin (SD) 28:52.0, Pryor (LB), Wood (LB), Wolfram (SB), Lund (LB); **120-HH**—Carty (SJ) 13.9, Ruby (LB), King (SD), Hogue (LA), Gaskill (SJ); **440-H**—Ruby (LB) 51.3, King (SD), Gaskill (SJ), Stanton (LB), Murray (LB); **3000-M STEEPLE**—Ritchie (LB) 9:13.0, Cour (SD), Wallace (LB), Rezewalli (SJ), Huber (LB).

**HJ**—Culp (SD) 6-11, Morris (SJ), Littell (SB), Robinson (SD), Cowart (FS); **LJ**—Robinson (SD) 25-5 $\frac{1}{4}$ , Steel (LB), Sundsten (SJ), Fry (LB), Randolph (SB); **PV**—Dias (SJ) 16-0, Richards (SJ), Olander (SD), Chew (LB), Kent (SD); **SP**—Born (SJ) 57-1, Casteneda (FS), Tice (FS), O'Sullivan (SJ), Ernest (LB); **DISC**—O'Sullivan (SJ) 170-4, Nelson (FS), Born (SJ), Wilson (SJ), Ernest (LB); **JAV**—Tobin (SB) 238-4, Griswald (SD), Hansen (FS), Dixon (LA), Reid (LB); **HAM**—Tice (FS) 182-10, Anderson (LB), Lockwood (LB), Wadlington (SD), Born (SJ); **TJ**—Robinson (SD) 51-0, Steel (LB), Porter (SJ), Fry (LB), Broussard (LA); **DECATHLON**—Dixon (LA) 7,030, George (FS), Hanson (SB), Deller (LA), Buehner (SD).

**RELAYS**—**440**—L.A. State (Davis, Driver, Thomas, Allotey) 40.7, San Diego St., UC Santa Barb., San Jose St.; **MILE**—Long Beach St. (Stevenson, Moore, Ruby, Palmer) 3:11.0, L.A. State, San Jose St., UC Santa Barb., Fresno St.

### Southwest Conference Championships

**SCORING**—Rice 60 $\frac{1}{2}$ , Texas A&M 60, Texas 52 $\frac{1}{2}$ , SMU 29 $\frac{1}{2}$ , Baylor 25, TCU 13, Texas Tech 12 $\frac{1}{2}$ , Arkansas 3.

**100**—tie among Woods (A&M), Johnson (Te) and Pouncy (S) 9.5, Allen (B), Rogers

(A&M); **220**—Pouncy (S) 21.0, tie Woods (A&M) and Wadley (R), Allen (B), Pouncy (S); **440**—Mills (A&M) 46.1, Grandjean (R), Baggett (Te), Dicke (R), McCabe (TT); **880**—Morton (Te) 1:49.7, Straub (R), Alamiz (B), Goldapp (T), Whitley (S); **MILE**—Yarborough (Te) 4:06.7, Martin (R), Mayfield (B), Pruitt (A), Yarborough (Te); **3-MILE**—Gardner (Te) 14:08.5, Stansberry (R), Ybarbo (A&M), Schroeder (R), Yarborough (Te); **120-HH**—Woods (A&M) 13.7, Hodges (T), McBryde (TCU), Faubion (R), Harvey (A&M); **440-H**—Cronholm (R) 50.2, tie Eubanks (S) and Kellar (A&M), Hodges (Te), Hardin (TCU).

**HJ**—Greathouse (A&M) 6-1¼, tie Taylor (A&M) and Dyess (B), Quisenberry (TCU), tie Oates (Te) and Ray (R); **LJ**—Gunlock (B) 24-9, Brabham (B), Mills (TCU), Berry (T), Ford (TT); **PV**—Roberts (R) 16-0, McMahan (A&M), Thames (S), Hoffman (A&M), McIntyre (A&M); **SP**—Walker (S) 61-6, Mercer (TT), Krempin (TT), Ashby (B), Stadel (R); **DISC**—Stadel (R) 171-6, Thomas (Te), Anderson (R), tie Mercer (TT) and Thomas (S); **JAV**—Pearce (R) 241-3, Chamberlain (Te), Black (A&M), Bowman (TT), Schweder (A).

**RELAYS**—**440**—Texas A&M (Barre, Mills, Rogers, Woods) 40.5, Texas, SMU, TCU, Rice; **MILE**—Rice (Bingham, Dicke, Straub, Grandjean) 3:09.3, Texas A&M, Texas, TCU, SMU.

## Western Athletic Conference Championships

*Tucson, Ariz., May 14-15, 1971*

**SCORING**—Brigham Young 162, UTex. El Paso 156, New Mexico 64, Arizona St. 54, Arizona 51, Utah 40, Wyoming 30, Colorado St. 1.

**100**—Jackson (UTEF) 9.4, Green (AS), Massengill (A), Reid (UTEF), Henderson (NM); **220**—Jackson (UTEF) 20.7, Henderson (NM), Reid (UTEF), Ketcheson (BYU), Nordstrom (W); **440**—Jones (W) 47.7, Tamami (BYU), Roberts (A), Fredriksson (NM), Abeln (A); **880**—Jones (UTEF) 1:49.6, Wojtech (U), DeLaCorda (UTEF), tie Wadsworth (BYU) and Bergeson (BYU); **MILE**—Roberts (NM) 4:08.5, Romero (UTEF), Francis (BYU), Hill (UTEF), Rice (U); **3-MILE**—Bringham (U) 13:41.1, Hindley (BYU), Bednarski (UTEF), Bogleione (AS), Reid (BYU); **120-HH**—Mann (BYU) 13:96, Mauck (NM), Redfeam (BYU), Barfield (A), Clark (A); **440-H**—Mann (BYU) 50.5, Rondeau (UTEF), Low (BYU), Ohman (NM), Watson (A); **3000-M STEEPLE**—Sotutu (BYU) 9:06.9, Engen (W), Slagle (BYU), Hindley (BYU), Crowe (UTEF).

**HJ**—Allen (A) 7-1, English (UTEF), Alarotu (BYU), Abugattas (NM), Nyman (NM); **LJ**—Holden (AS) 24-5½, Walker (U), Washington (A), Sanders (A), Parham (W); **PV**—Heglar (UTEF) 16-6, Jernberg (NM), Mann (A), Curnow (UTEF), Worcester (NM); **SP**—DeBernardi (UTEF) 64-3½, Monari (UTEF), Arrhenius (BYU), Birkebach (UTEF), Engels (BYU); **DISC**—DeBernardi (UTEF) 189-8, Pecar (BYU), Louisiana (BYU), Engels (BYU), Dudnik (U); **JAV**—Murro (AS) 258-0, Pihl (BYU), Nummela (BYU), Legas (BYU), Johansson (NM); **TJ**—Vanley (UTEF) 50-5½, Welsh (U), Litvinoff (AS), Steffes (NM), Diaz (BYU).

**RELAYS**—**440**—UTex. El Paso (Jackson, Reid, Pullin, Holt) 40.6, Brigham Young, Wyoming, Arizona St., Arizona; **MILE**—Brigham Young (Low, Partington, Hackett, Mann) 3:11.2, UTex. El Paso, New Mexico, Arizona St., Arizona.

## Big Sky Conference Championships

*Boise, Ida., May 14-15, 1971*

**SCORING**—Northern Arizona 71, Idaho St. 70, Montana 60, Boise St. 31, Montana St. 25, Weber St. 18, Idaho 12.

**100**—Lawson (IS) 9.3, Van (N), Gunlikson (MS), Schell (IS), Moore (B); **220**—Lawson (IS) 20.6, Moore (B), Kerbel (M), Schell (IS), Van (N); **440**—Thomas (IS) 48.6, Wharton (IS), Hopkins (M), Codd (M), Knoll (IS); **880**—Ferguson (I) 1:51.9, Miller (M), Glassen (B), Ulaszonek (B), Hale (IS); **MILE**—Selby (N) 4:10.7, Cross (N), Robbins (MS), Tocheri (N), Karagu (IS); **3-MILE**—Slaney (N) 13:55.0, Tocheri (N), Jacobsen (M), Sauer (N), Rodriguez (IS); **120-HH**—Mortenson (M) 14.6, Spaimhoser (W), Kendall (M), Williamson (M), Varner (B); **440-H**—Wharton (IS) 53.0, Koontz (M), Hulbert (IS), Collins (I), Keltner (M); **3000-M STEEPLE**—Slaney (N) 9:08.2, Rodriguez (IS), Sauer (N), Cook (M), Collins (M).

**HJ**—Moore (N) 6-4, Schell (B), Koelzer (MS), Schell (IS), Stingham (W); **LJ**—Green (N) 23-9½, Gunlikson (MS), Pardee (IS), Chaffey (M), Fisher (N); **PV**—Smithy (IS) 16-0, Wiedenbach (B), Lehman (N), Gardner (MS), Urbaniak (M); **SP**—Doane (M) 55-3, Reilly (W), Monroe (IS), Redfield (N), McNabb (N); **DISC**—McNabb (N) 159-9, Andrew (M), Wright (MS), Ralston (M), Byington (IS); **JAV**—Perrin (W) 218-9, Tyler (I), Cothrum (N), Klotzer (W), Ashby (W); **TJ**—Bell (B) 46-2, Chaffey (M), Kigame (M),

Gunlikson (MS), Charlson (MS).

**RELAYS**—**440**—Idaho St. 41.4, Northern Ariz., Boise St., Montana St., Weber St.; **MILE**—Idaho St. 3:15.6, Montana, Boise St., Montana St., Northern Ariz.

## California Collegiate Athletic Association

*Fullerton, Cal., May 14-15, 1971*

**SCORING**—Fullerton St. 103, Cal Poly 81, CP Pomona 58, San Fernando Valley St. 37, UC Riverside 23.

**100**—Turner (CP) 9.4, Haley (SP), Bennett (CP), McGill (CPP), Cain (CPP); **220**—Turner (CP) 21.3, Haley (CP), Maikisch (F), Daglow (CPP), McGill (CPP); **440**—Ollie (V) 47.7, Schmitz (F), Daglow (CPP), Robinson (F), Barfield (R); **880**—Johnson (CPP) 1:53.7, Keane (F), Mitchell (CP), Payan (F), Love (F); **MILE**—Tubb (F) 4:10.1, Thompson (F), Ryan (CPP), Baird (F), McConnell (CP); **3-MILE**—Tubb (F) 14:06.6, Ryan (CPP), Covert (F), Casso (F), Seaver (V); **120-HH**—Deza (V) 14.4, Kinsman (CP), Hamer (CP), Neely (R), Carlson (F); **440-H**—Carlson (F) 53.4, Deza (V), Pomeroy (F), Holden (CPP); **3000-M STEEPLE**—Buehler (CPP) 9:15.4, Casso (F), Forrester (F), Brisbin (CP), Steele (CP).

**HJ**—Stone (CP) 6-10, Brown (CP), Pozzi (V), McNeven (F), Haynes (F); **LJ**—Barfield (R) 23-7½, Jones (F), Dennis (R), Lewis (R), Trunell (CPP); **PV**—Deitchman (CP) 15-0, Hamer (CP), Bunch (CPP), McGaugh (R); **SP**—LaFond (F) 54-9, Gouch (CP), Juarez (F), Jespersen (V), Scruggs (CPP); **DISC**—Scruggs (CPP) 171-6, Ross (V), Brisbois (V), Craig (CP), Sanchez (CPP); **JAV**—Powell (F) 206-4, Gaffney (R), Cox (F), Venegas (V), Scruggs (CPP); **HAM**—Pitts (CPP) 147-1, Baumeister (F), Larsen (F), Venegas (V), Nikkila (V); **TJ**—Gill (CP) 48-6¼, Jones (F), Jennings (CP), Stinson (F), Hamer (CP).

**RELAYS**—**440**—Cal Poly (Henry, Bennett, Haley, Turner) 41.7, Fullerton St., CP Pomona, Valley St.; **MILE**—CP Pomona (McGill, Woddard, Holden, Daglow) 3:19.8, Fullerton St., UC Riverside, Cal Poly, Valley St.

## Far Western Conference Championships

*Chico, Cal., May 21-22, 1971*

**SCORING**—Hayward St. 170½, Sacramento St. 143½, Chico St. 141, Humboldt St. 80, San Francisco St. 53, UC Davis 50½, Sonoma St. 13.

**100**—Ligons (Sac) 9.7, Pettus (SF), Waters (Ha), Jones (Sac), Reifer (D); **220**—Ligons (Sac) 21.3, Pettus (SF), Jones (Sac), Webster (Ha), Kermit Bayless (Ha); **440**—Kermit Bayless (Ha) 47.4, Murphy (Ha), Porter (C), Ken Bayless (Ha), Crawford (C); **880**—Estes (C) 1:51.8, Eashman (Ha), Henderson (Sac), Wall (D), Dunlap (Hu); **MILE**—Meyers (C) 4:06.7, Eashman (Ha), Ellison (C), Bickel (D), Norman (Sac); **120-HH**—Bettiga (Hu) 14.3, Rosenburger (Hu), Ellis (Sac), Petersdorf (C), McCormick (Sac); **440-H**—Jackson (Ha) 53.3, Campbell (C), Laoni (Hu), Bettiga (Hu), McCormick (Sac); **3000-M STEEPLE**—Mullens (Hu) 8:58.9, Spradlin (D), Furey (Sac), Azelsson (D), Cooper (Hu).

**HJ**—Jones (Son) 6-4¼, Walker (Hu), Wilson (C), Johnson (Hu), Morrison (Hu); **LJ**—Jackson (Ha) 23-8¾, Harper (Sac), Washington (C), Tyler (Sac), Hearne (C); **PV**—Dragovich (SF) 15-0, Rutherford (Ha), Lindsay (Ha), Taylor (Hu), Shattuck (D); **SP**—McKenzie (Sac) 55-7¾, Nash (Ha), Brooks (Ha), Hudson (Son), McCullar (C); **DISC**—McKenzie (Sac) 167-8, Holbrook (C), McCollum (Ha), Boschette (Ha), Matthews (C); **JAV**—Weber (Ha) 235-9, Sanchez (C), Hurley (SF), Lindsay (Ha), Hutchinson (Hu); **HAM**—McKenzie (Sac) 141-¾, McCollum (Ha), Franson (C), Heim (C), Manthorne (Sac); **TJ**—Washington (C) 48-1¼, Mitchell (Ha), Johnston (SF), Moore (Sac), Lopez (Sac).

**RELAYS**—**440**—Sacramento St. 41.5, San Fran. St., Chico, Humboldt, Hayward, UC Davis; **MILE**—Hayward 3:15.5, Sacramento St., San Fran. St., Chico, Humboldt, UC Davis.

## Rocky Mountain Athletic Conference

*Golden, Colo., May 14-15, 1971*

**SCORING**—Fort Hays 131, Adams St. 92, Pittsburg St. 73, Northern Colo. 70, Emporia St. 59, Southern Colo. 34, UNeb. Omaha 30, Colo. Mines 24, Colo. Western 17, Southern Utah 13, Washburn 12, Western N.M. 2.

**100**—Ayers (FH) 9.7, Comfort (UNO), Nelson (FH), Taliaferro (FH), Brown (NC), Grant (SC); **220**—Ayers (FH) 21.9, Busch (NC), White (A), Bailey (P), Nichols (A); **440**—Nichols (A) 47.1, Estes (FH), White (A), Kozub (FH), Wilson (A); **880**—Barks (A) 1:51.7, Conway (P), Nelson (FH), Davidson (SU), Berkshire (NC); **MILE**—McDonald

(A) 4:21.3, Boehmer (FH), McCormick (UNO), Camien (FH), Florida (CM); 3-MILE-Nee (E) 14:50.6, McDonald (A), Penka (FH), Wood (A), Nixon (P); 120-HH-Young (P) 14.2, Weidman (NC), Ayers (FH), Gonzales (SC), Porter (NC); 440-H-Weidman (NC) 53.3, Schrick (W), Forney (UNO), Comeford (SU), Gerant (P); 3000-M STEEPLE-McLeland (FH) 9:51.4, Nixon (P), Birnbaum (FH), Weeks (A), Woods (A).

HJ-Bristol (CM) 6-6, Putman (CM), Anderson (A), Okeson (FH), Adams (FH); LJ-Grant (SC) 22-9½, Walker (P), Ecklund (CW), Wilson (E), Armstrong (CW); PV-Davies (NC) 14-6, Starkovich (A), Smith (P), Hogan (CM), Hutchinson (P); SP-Roeber (P) 52-9, Hinson (E), Weber (FH), Kucera (NC), Urujijo (WNM); DISC-Sharp (E) 157-5, Hyndman (SC), Armstrong (FH), Lawrence (E), Lutes (A); JAV-Correll (E) 247-8, Manning (FH), Hynek (E), Wood (SU), Melvin (NC); TJ-Bailey (SC) 48-4, Tate (CW), Higgins (NC), Walker (P), Okeson (FH).

RELAYS-440-Fort Hays (Lehman, Taliaferro, Estes, Ayers) 42.0, Adams St., Northern Colo., Emporia St., Pittsburg St.; MILE-UNeb. Omaha (Forney, Anderson, Shadle, Johnson) 3:16.1, Fort Hays, Emporia St., Adams St., Northern Colo.

## SCIAC Championships

Pasadena, Cal., May 1, 1971

SCORING-Occidental 107½, Whittier 72, Pomona 50, Redlands 23, Claremont-Mudd 12½, Caltech 7.

100-Lyons (W) 9.7, Walters (O), Debatto (W), Osterholt (O), Marshall (W); 220-Walters (O) 22.0, Osterholt (O), Marshall (W), Lyons (W), Redburn (P); 440-Brown (O) 46.7, Redburn (P), Toth (O), Ewing (R), DeJarnett (O); 880-Hill (O) 1:52.9, Sutherland (W), Schoonover (O), Kleinsasser (CT), Alejanere (O); MILE-Alejanere (O) 4:10.0, Nilsson (W), Bernard (W), Thompson (W), Tobin (P); 3-MILE-Conroy (CM) 14:27.4, Rude (O), Bernard (W), Freemuth (P), Moffit (O); 120-HH-Christoff (P) 15.2, Cleek (W), Steben (O), Whaley (P), Duperault (W); 440-H-Farris (O) 54.4, Reitman (P), Anquist (CT), Prudhomme (P), Price (O).

HJ-Harden (W) 6-3, Stevens (W), Godman (CM), McKniff (CM), Smith (O), LJ-Lyons (W) 24-6, Conell (O), Smith (O), Jakle (P), Taylor (O); PV-Stebe (O) 15-6½, Weinpahl (P), Okerblom (O), Anderson (P), McDermott (W); SP-Tucker (R) 53-5¾, Pickard (P), Wigton (O), Brown (R), Fenton (W); DISC-Wigton (O) 158-8, Tucker (R), Brown (R), Miller (R), Meuli (P); JAV-Omphroy (O) 226-0, Peter (P), Lombard (O), Benach (W), Witt (P); TJ-Sanders (W) 48-4, Jakle (P), Smith (O), Taylor (O), Benach (W).

RELAYS-440-Whittier 42.4, Pomona, Occidental, Caltech, Claremont-Mudd; MILE-Occidental 3:14.3, Redlands, Whittier, Pomona, Claremont-Mudd.

## Southland Conference Championships

Jonesboro, Ark., Apr. 30-May 1, 1971

SCORING-Lamar Tech 114, Abilene Christian 95, Arkansas State 50, UTex. Arlington 21, Trinity 1.

100-Colbert (LT) 9.9, Wilson (AC), Love (AS), Overly (AC), Bingley (AS); 220-Colbert (LT) 21.3, Love (AS), Overly (AC), Wilson (AC), Woodroof (AC); 440-Colglazier (AC) 47.4, Kannady (LT), Woodroof (AC), Hill (LT), Kuehl (AC); 880-Blackmon (LT) 1:53.4, Davidson (AS), Scuroto (AS), Bailey (AS), Freeman (UTA); MILE-Chandler (AC) 4:11.6, Collins (LT), Facker (AC), Scuroto (AS), Cross (LT); 3-MILE-Gray (AS) 14:35.9, Chandler (AC), Collins (LT), Holt (AS), Hammonds (UTA); 120-HH-Prejean (LT) 14.5, McGuire (AC), Weiland (AC), Hinton (AC), Couvillon (LT); 440-H-Hinton (AC) 54.1, Colglazier (AC), Charlton (LT), Prejean (LT), Weiland (AC); 3000-M STEEPLE-Gray (AS) 9:18.3, Holt (AS), Hammonds (UTA), Wilson (AC), Tackett (AS).

HJ-Linden (LT) 6-6, Cobb (AC), Wade (LT), Mitchell (LT), Meyers (LT); LJ-Mitchell (LT) 24-7¼, Bellis (AS), Whitson (LT), Smith (LT), McGuire (AC); PV-Whitson (LT) 16-1¼, Rogers (AS), Robbins (LT), Holder (AC), Price (T); SP-Morrison (UTA) 55-1, Martin (AC), Hogan (AC), Anderson (UTA), Walton (AC); DISC-Rice (LT) 173-7, Walton (AC), Hogan (AC), Morrison (UTA), Anderson (UTA); JAV-Harding (AC) 227-1, Pere (LT), Morrison (UTA), Clevenger (AC), Whitson (LT); TJ-Linden (LT) 47-7, Couvillon (LT), Mitchell (LT), Smith (LT), Bellis (AS).

RELAYS-440-Lamar Tech (Colbert, Kannady, Prejean, Hill) 41.4, Abilene Christian, Arkansas State, UTex. Arlington.

## Southwestern Athletic Conference Championships

Houston, Tex., May 7-8, 1971

SCORING-Southern U. 109, Tex. Southern 70, Prairie View 63, Grambling 44, Jackson St. 21, Alcorn 18, Miss. Valley 11.

100-Phillips (G) 9.2, Taylor (TS), Sims (S), Miller (S), Sumpter (TS); 220-Miller (S) 21.3, Dotson (P), Gene (S), Taylor (TS), Lindon (P); 440-Watson (S) 47.9, Hulbert (J), Evans (P), Jett (J), Jones (G); 880-Fulton (TS) 1:51.3, Shoaf (G), Kimball (S), Sharpe (P), Russell (P); MILE-Fulton (TS) 4:12.0, Taylor (S), Johnson (TS), Ward (M), Simpson (S); 3-MILE-Fulton (TS) 14:11.3, Johnson (TS), Taylor (S), Shaw (PV), Tally (S); 120-HH-Millburn (S) 13.6, Washington (TS), Minor (P), Bilette (S), Mosses (P); 440-H-Minor (P) 51.4, Washington (TS), Jones (P), Thompson (TS), Halliburton (S); 3000-M STEEPLE-Shaw (P) 10:51.8, Johnson (TS), Ware (P), Talley (S), Simpson (S).

HJ-Evans (J) 6-4, tie Sourlock (S) and Worthy (S), tie Herrin (S) and Batiste (S); LJ-Wilmington (G) 24-5, Allen (S), Thompson (TS), Patterson (P), Collins (G); PV-Lee (G) 15-0, Herrin (S), Marshall (P), Bourgois (TS), Newsome (G); SP-Reado (S) 52-5, Nelson (A), Price (M), Bates (G), Gentry (P); DISC-Broadnax (S) 148-1, Nelson (A), Jones (J), Price (M), Lee (S); JAV-Givens (G) 188-9, Neal (P), Franklin (M), Carl (S), Mosses (S); HAM-Frazier (TS) 122-3, Blunt (S), Read (S), Jones (P), Nelson (A); TJ-McKay (G) 48-0, Clayton (S), Collins (G), Batiste (S), Combs (S).

RELAYS-440-Tex. Southern Sumpter, Polk, Williams, Taylor) 40.4, Prairie View, Southern, Alcorn, Grambling; MILE-Southern (Datson, Stevenson, Spearman, Watson) 3:11.4, Prairie View, Jackson St., Tex. Southern, Alcorn.

## Texas Relays

Austin, Tex., Apr. 2-3, 1971

TEAMS-Abilene Christian, Alcorn A&M, Angelo St., Arkansas, Baylor, Brigham Young, Colorado, Dallas Baptist, Eastern New Mexico, Emporia St., Grambling, Houston, Howard Payne, Indiana, Iowa State, Jackson St., Kansas, Kansas St., Lamar Tech, Louisiana St., Louisiana Tech, McMurry, McNeese, Minnesota, Missouri, Nebraska, Louisiana St., Louisiana Tech, McMurry, McNeese, Minnesota, Missouri, Nebraska, New Mexico, North Dakota, North Texas St., NE Louisiana, Northern Ill., NW Louisiana, Oklahoma, Okla. State, Pan American, Pepperdine, Pittsburg St., Prairie View, Rice, Sam Houston, SE Louisiana, Southern U. SMU, SW Louisiana, SW Texas, S.F. Austin, Sul Ross, Texas, Texas A&I, Texas A&M, TCU, Tex. Southern, Texas Tech, Trinity, Tulane, UT Arlington, UT El Paso, West Texas St., Western Ill., Wichita St., Trinity, Tulane, UT Arlington, UT El Paso, West Texas St., Western Ill., Wichita St.

100-Branch (C) 9.2, McGee (AL), Phillips (C), William (KS), Daniels (C), Denton (DB); MILE-Brown (Tu) 4:09.2, Chandler (AC), Francis (BY), Collins (Lam), Nelson (Min), Hopko (Min); 3-MILE-Bjorklund (Min) 13:25.3, Hindley (BY), Mason (K), Bednarski (UTEU), Slack (ND), Stewart (LSU); 120-HH-Gibson (UTEU) 13.5, Upton (NEL), Gipson (SH), Faubion (R), Hodges (Tex), Bates (K); 440-H-Bolding (OS) 50.5, Cronholm (R), Minor (PV), Low (BY), Lee (KS), Eubanks (SMU), Leonard (Neb).

HJ-Heikkila (Min) 6-9, Oates (Tex), Nyman (NM), Hupert (I), Mendenhall (BY), Adama (I); LJ-Brabham (Bay) 25-9, Gunlock (Bay), Osusu (AJ), Mills (TCU), Lukack (DB), Denton (DB); PV-Roberts (R) 17-0, Parris (McM), Iernberg (NM), Swenson (Dr), Speer (C), McColm (Ok); SP-Salb (K) 66-3, Monari (UTEU), Wilhelm (K), DeBernardi (UTEU), Birkelbach (UTEU), Win-hell (I); DISC-Louisiana (BY) 190-3, DeBernardi (UTEU), Wilhelm (K), Sals (K), Thomas (I); JAV-Pihl (BY) 264-1, Colson (K), Smiding (NM), Seymour (McN), Black (TAM), Nummela (BY).

UNIV. RELAYS-440-Texas A&M (Barre, C. Mills, Rogers, Woods) 40.1, Kansas St., Indiana, Okla. State, Brigham Young, Kansas; 880-Texas A&M (Rogers, Woods, M. Mills, C. Mills) 1:22.7; MILE-Rice (Cronholm, Dicke, Straub, Grandjean) 3:07.6, LSU Texas, Nebraska, UTEU, Texas A&M; 2-MILE-Brigham Young (Judd, Hackett, Wadsworth, Bergeson) 7:24.7, New Mexico, UTEU, Nebraska, Drake, Baylor; 4-MILE-UTEU (Hill, Bednarski, Romero, Ellison) 16:34.1, Houston, Okla. State, Minnesota, Nebraska, Missouri; SPRINT MEDLEY-Okla. State (Mullman, Bolding, Schultz, Rose) 3:17.9, LSU, Kansas St., UTEU, Rice, Texas; DISTANCE MEDLEY-Houston (Jaouhar, Sigmont, Mitchell, Hilton) 9:37.8, Kansas St., Drake, New Mexico, Tulane.

COLLEGE RELAYS-440-Tex. Southern (Washington, Polle, Williams, Snow) 40.3, Dallas Bapt., Sul Ross, Alcorn, SE Louisiana, SW Louisiana; 880-Prairie View (Jackson, Austin, Dotson, Martin) 1:23.8, Tex. Southern, Dallas Bapt., SW Louisiana, SE Louisiana; MILE-Dallas Bapt. (Pyl, Evans, Baldwin, Denton) 3:08.3, Prairie View, McNeese, Louisiana Tech, Tex. Southern, Jackson St.; 2-MILE-McNeese (Felder, D. Morgan, B. Morgan, McSweeney) 7:30.7, Tex. Southern, Dallas Bapt., Howard Payne, North Dakota, Prairie View; SPRINT MEDLEY-Tex. Southern (Poke, Washington,

Williams, Fulton) 3:18.8, Dallas Bapt., McNeese, Pittsburg St., Prairie View, S.F. Austin; **DISTANCE MEDLEY**—Howard Payne (Plagens, Davis, Fordjour, Lee) 9:50.9, Dallas Bapt., McNeese, SW Louisiana, Western Ill., S.F. Austin.

### 30th California Relays

Modesto, Cal.

**TEAMS**—Arizona St., Athens TC, Brigham Young, Cal Poly, California, California TC, Canada, Colorado, England, Finland, Georgetown, Intermountain AC, Kansas St., Kentucky, L.A. State, New Mexico, New York AC, Occidental, Okla. State, Oregon St., Pacific Coast Club, Philadelphia Pioneers, Rice, San Diego St., San Diego TC, Southern U., Southern Cal, Southern Cal. Striders, Stockton TC, Texas Striders, UCLA, U.S. Army, U.S. Marines, UTex. El Paso, Washington St., Westmont.

**100**—Ravelomanantsoa (We) 9.3, Miller (SCS), Green (Ke), Quarrie (SCS); **220**—Kemp (SCS) 20.9, Branch (Co), Allotey (LA), Green (Ke); **440**—Smith (UCLA) 46.1, Brown (Oc), Evans (S), Alexander (KS); **880**—Sandison (WS) 1:48.2, Dyce (unatt.), Jones (UTEPP), Drew (Cal); **MILE**—Howe (KS) 3:59.4, Crawford (USA), Bailey (Can), Munson (OrS); **2-MILE**—Kvalheim (unatt.) 8:30.2, Juhavastainen (F), Stageberg (G), Stewart (E); **120-HH**—Milburn (S) 13.5, White (SCS), Davenport (T), Babb (SC); **440-H**—Mann (BY) 50.6, Bolding (OKS), Whitney (SCS), Williams (SDTC).

**HJ**—Brown (CP) 7-2, Johnson (ATC), Lisby (unatt.), Elliott (PCC); **LJ**—Robinson (SDS) 26- $\frac{1}{4}$ , Tate (unatt.), McAlister (UCLA), Whitley (CTC); **PV**—Smith (PCC) 17-0, Cryder (SC), Caruthers (STC), Simpson (Can); **SP**—Matson (T) 67-10, Feuerbach (PCC), Wilhelm (USA), Silvester (I); **DISC**—Silvester (I) 208-5, Vollmer (USA), DeBernardi (UTEPP), Kohler (SCS); **JAV**—Skinner (NY) 258-11, Covelli (PCC), Luke (unatt.), Murro (AS); **HAM**—Frenn (PCC) 224-8, Gage (NY), Gart (USA), D'Autremont (OrS); **TJ**—Tiff (CTC) 52-1 $\frac{1}{4}$ , Reader (OsS), Butts (UCLA), Jackson (SC).

**RELAYS**—440—Southern Cal (Babb, Garrison, Brown, Deckard) 39.4 S.C. Striders, U.S. Army, Phila. Pioneers; 880—S.C. Striders (Miller, Fray, Kemp, Quarrie) 1:22.3, Southern Cal, U.S. Army, Texas Striders; **MILE**—Pacific Coast Club (Van Hofwegen, Elbel, Frey, Musika) 3:04.6, Texas Striders, Rice, Stockton TC; **2-MILE**—U.S. Marines (Skoog, Kaemerer, Perry, Luzins) 7:23.4, Pacific Coast Club, New Mexico, U.S. Army.

### 44th West Coast Relays

Fresno, Cal., May 8, 1971

**SCORING**—Brigham Young 69, Cal Poly 38, Utah 33, San Jose St. 33, New Mexico 26, San Diego St. 25, Sacramento St. 18, Villanova 12, L.A. State 12, Kansas 10, Chico St. 9, Houston 8, Fresno St. 8, Humboldt St. 7, Arizona St. 6, Arizona 6, Hayward St. 5, British Columbia 5, UC Davis 4, Fresno Pac. 1, Track Clubs; Athens TC, Athletes in Action, California TC, Canadian T&F, Fort MacArthur, New York AC, No. California TC, Pacific Coast Club, San Diego T&F, Southern Cal. Striders, Staters TC, Stockton TC.

**100**—Kemp (SCS) 9.4, Turner (CP), Smith (CTC), Quarrie (SCS), Miller (SCS); **5000-M**—Bringhurst (U) 14:12.1, Bachus (SCS), Cords (ATC), Ellis (U), Brock (SCS); **120-HH**—White (SCS), Carty (SJ), Livers (ATC), Mauck (NM), Magee (ATC); **440-H**—Mann (BY) 50.7, Johnson (PCC), Williams (SDTF), Low (BY), Walls (StoTC); **3000-M STEEPLE**—Clark (FM) 8:40.9, Price (AA), Mullens (HuS), Haver (UCD), Mills (HaS).

**HJ**—Dobroth (PCC) 7-0, Hartfield (FM), Allen (Ar), tie Culp (SDS) and Watson (CTC); **LJ**—Robinson (SDS) 25-11, Whitley (CTC), Royster (NCTC), Blaisdell (FM), Walker (U); **PV**—Railsback (SCS) 16-6, tie Dias (SJ) and Phillips (StaTC), Richards (SJ), Simpson (SCS); **SP**—Wilhelm (FM) 65-9, Salb (K), Wilhelm (K), Engels (BY), Pirnie (Can); **DISC**—Silvester (unatt.) 204-1, Vollmer (FM), Ordway (PCC), Kohler (SCS), Louisiana (BY); **JAV**—Skinner (NYAC) 277-2, Lyngstad (FM), Burns (ATC), Lovelle (SCS), Murro (AS); **HAM**—Frenn (PCC) 226-4, Hart (FM), Tice (FS), Frederick (FM), Barbee (unatt.); **TJ**—Gill (CP) 55- $\frac{1}{4}$ , Smith (CTC), Royster (NCTC), Williams (SDTF), Johnson (ATC).

**RELAYS**—440—Sacramento St. (Ligons, Allen, Prewett, Jones) 41.0, Cal Poly, San Diego St., Chico St., Utah; 880—L.A. State (Driver, Thomas, Davis, Allotey) 1:25.8, Cal Poly, Brigham Young, Sacramento St., Utah; **MILE**—New Mexico (Ohman, Cole, Frederickson, Erickson) 3:11.3, Brigham Young, San Diego St., San Jose St., Utah; **2-MILE**—Brigham Young (Judd, Hackett, Wadsworth, Bergeson) 7:41.3, San Jose St., Cal Poly; **DISTANCE MEDLEY**—Villanova (Hyman, Wright, Mason, Liquori) 9:38.1, Houston, Utah, Chico St.

### Arlington Relays

Arlington, Tex., Mar. 6, 1971

**SCORING**—Okla. State 95, Baylor 66, North Texas St. 35, UT Arlington 22, New Mexico St. 22, West Texas St. 19, Arkansas 12.

**100**—Schultz (O) 9.5, Davis (NT), Ramsey (NM), Mason (W), Mullman (O); **220**—Schultz (O) 21.2, Davis (NT), Campbell (NM), Kennedy (B), Wilson (B); **440**—S. Stolpe (O) 50.4, D. Stolpe (O), Evans (NT), Clutere (NM), Martin (O); **880**—Rose (O) 1:59.3, Alaniz (B), Holderman (O), Rollo (B), Osterman (B); **MILE**—Stewart (O) 4:22.6, Mayfield (B), Smith (A), Stephens (NT), Hogan (W); **3-MILE**—Stewart (O) 14:51.2, Boatwright (O), Hammond (UTA), Squires (NM), Pruitt (A); **120-HH**—Bolding (O) 13.9, Brown (W), Thomas (W), Malone (B), Williams (O); **440-H**—Bolding (O) 56.3, Adams (UTA), Moon (A), McCrary (NT), Stevens (B).

**HJ**—Dyess (B) 6-6, Gunlock (B), Butler (W), Hollam (O), Sark (NM); **LJ**—Brabham (B) 25- $\frac{1}{4}$ , Gunlock (B), Ramzy (NM), Holland (O), Wright (O); **PV**—Walker (B) 14-6, Estes (NT), Brock (O), Foster (NT), Rogers (W); **SP**—Benien (O) 53- $\frac{3}{4}$ , Ashby (B), Mosley (B), Anderson (UTA), Munger (A); **DISC**—Benien (O) 165-6, Parker (NT), Morrison (UTA), Mosley (B), Reid (UTA); **JAV**—Morrison (UTA) 210-10, Schweden (A), Ryback (NM), Hopkins (NT), Kingery (B); **TJ**—Gunther (O) 48- $\frac{3}{4}$ , Brabham (B), Gunlock (B), Holland (O), Wright (O).

**RELAYS**—440—Baylor (Wilson, Lee, Kennedy, Allen) 42.5, Okla. State, New Mexico St., North Texas St., West Texas St.; **MILE**—North Texas St. (Smith, Evans, Everett, Stephens) 3:26.0, West Texas St., UT Arlington, New Mexico St.

### 9th USTFF Championships

Wichita, Kan., June 11-12, 1971

**SCORING**—Pacific Coast Club 72, Colorado 54 $\frac{1}{2}$ , Kansas 43, Tennessee 40, Kansas St. 32, Bowling Green 26, Penn State 21, Texas A&M 20, Kent State 19, Ab. Christian 14, Southern Ill. 14, Texas Striders 12 $\frac{1}{2}$ , Baltimore Olympic 12, Richmond 12, Middle Tenn. 12, Cincinnati 12, Florida 11, U.S. Air Force 10, Ohio TC 10, Wichita St. 10, Oklahoma 10, Baylor 10, Houston TC 9, Florida St. 8 $\frac{1}{2}$ , Murray St. 8, Okla. State 8, Utah 8, West Virginia 8, East Tenn. TC 8, Northwestern 7, Arkansas State 6, Georgia Tech 6, SMU 6, Okla. Christian 5, Texas 4, Mid American TC 3, Iowa State 3, Iowa TC 2, Rice 2, N.C. State 2, Nebraska 1, Temple 1.

**100**—Daniels (Co) 9.2, Branch (Co), Merriweather (Bo), Crockett (SI), Williams (KaS), Ware (unatt.); **220**—Daniels (Co) 20.7, Branch (Co), Merriweather (BO), Baldwin (FTC), Crockett (SI), Mitchell (H); **440**—Elbel (PCC) 46.0, Alexander (KaS), Van Hofwegen (PCC), Bond (Ten), Turner (MS), Morton (Tex); **880**—Von Ruden (PCC) 1:48.2, Mosser (WV), Vinson (KaS), Blackman (TAM), Bach (Nor), Harris (KeS); **MILE**—Fredericks (PS) 4:08.6, Hilton (H), Howe (KaS), Ortiz (WK), Wilkins (NCS), Yar-brough (T); **3-MILE**—Sink (BG) 13:23.4, Danforth (BG), Misner (FS), Brown (Ten), Majors (GT), Carlberg (Neb); **6-MILE**—Brown (Ten) 28:31.7, Bringhurst (U), Jobski (PCC), Hierding (O), Hoffman (Chicago TC), Dutton (MA); **120-HH**—High (Ten) 13.4, Woods (TAM), Walker (Co), Taylor (Nor), Hodges (Tex), Ball (Ten); **440-H**—Bruggeman (OTC) 50.2, Wood (Rich), Bornkessel (Ka), Johnson (PCC), Catham (PS), Gronholm (Rice); **3000-M STEEPLE**—Niehtingale (AF) 8:46.6, Sink (BG), Gray (AS), Guest (Rich), Sulpiski (PS); **MARATHON**—Ziegler (O) 2:27.46, Leddy (ETU), Gallagher (unatt.), Hendricks (unatt.), Moes (NE Missouri), Swift (New Mexico).

**HJ**—Elliott (PCC) 7-1, Taylor (TAM), Dobroth (PCC), Muirhead (GT), McGill (MA), Jourdan (FTC); **LJ**—Carrigan (WS) 25-11 $\frac{1}{4}$ , Brabham (Bay), Lanier (Ci), Haynes (MT), Gunlock (Bay), Zeezer (Nor); **PV**—Johnson (unatt.) 17- $\frac{3}{4}$ , Riley, Craig (O), tie among Jackson (FS), Phillips (TS) and Bussabarger (Co); **SP**—Matson (TS) 68-1 $\frac{1}{4}$ , Salb (Ka), Feuerbach (PCC), Stuart (Ky), Walker (SMU), Wilhelm (Ka); **DISC**—Fuhs (Chi. TC) 183-7, Benien (OS), Salb (Ka), Feuerbach (PCC), Amundson (IS), Carmichael (Ten); **JAV**—Colson (Ka) 247-7, Morland (KaS), Stites (FI), McDonald (OC), Hagy, Holloway; **HAM**—Acambayr (KeS) 213-5 $\frac{1}{2}$ , Schoterman (KeS), Penny (Ka), Glass (PS), Neugent (OC); **TJ**—Craft (Chi. TC) 54-1 $\frac{1}{2}$ , McClure (MT), Lanier (Ci), Howard (FI), Brauman (ITC), Coleman (FI); **DECATHLON**—Johnston (Husker Str.) 7298, Johnston (unatt.), Whitson (Lamar Tech), Hill (OC), Harris (Ka), Haydon (Chi. TC).

**RELAYS**—440—Colorado (Walker, Branch, Daniels, Brunson) 39.4, Southern Ill., Kansas, East Tennessee, Kansas St.; **MILE**—Tennessee (Craig, Hardy, James, Bond) 3:05.1, Pacific Coast Club, Ab. Christian, Murray St., Rice, Temple.



**COMEBACK CHAMPION**—Kentucky's Jim Green, winner of the indoor 60-yard dash in 1968, nips defending titlist Herb Washington of Michigan State at the wire in 1971 national championships. The Kentucky speedster covered the distance in 6.0, one-tenth of a second off Washington's meet record 5.9, and equalling his 1968 time. Tennessee's Merlyn Hood, far left, was sixth.

# Villanova Spurred To Indoor Triumph By Liquori's Foot-Blistering Victories

By **LARRY MIDDLEMAS**

*Sports Writer, The Detroit News*

Marty Liquori had his eye on Jim Ryun's NCAA indoor mile record, but Coach Jumbo Elliott had his eye on the NCAA indoor track championship. And that's what Liquori won for Villanova.

From the time Elliott talked Liquori into attempting the foot-blistering mile and two-mile double, Villanova was the major factor in the seventh annual championships at Detroit's Cobo Arena.

It won with 22 points to 19½ for Texas-El Paso in the most widespread scoring meet of the seven. A record 48 universities scored points.

Liquori dethroned two defending champions as he won the mile in 4:04.7 and the two-mile in 8:37.1.

They were his first indoor championships, although he had taken the invitational mile title in 1968 when it was a race for freshmen.

**HIS DOUBLE VICTORY WAS THE FIRST** such in the distance events since Ryun won the mile and two-mile for Kansas in 1968. Both Ryun and Liquori attempted it unsuccessfully in 1969.

"Marty's in fantastic shape," Elliott said before the meet, and he was absolutely right.

Liquori had barely lost to Ryun and been upset by Howell Michael, of William and Mary, in his two previous championship miles in Detroit. But this time he merely ran second in his mile qualifying heat on Friday night, March 12, and came back 70 minutes later to win the two-mile, leaving defending champion Jerry Richey, of Pittsburgh, in third place.

"I wasn't thinking about a record. After I get past a mile the lap times don't mean anything to me," he said, showing just where the two-mile ranked in his values.

This was for the team.

There's plenty of time for a runner to catch his breath before the mile final on Saturday afternoon. The problem is blisters.

**LIQUORI'S FEET** were burned raw in spots after his two Friday races on the boards, but he was in much better condition than when he ran the 1970 mile with a leg injury which he had refused to talk about.

This time he ran away in the last of the 11 laps and won by more than a


*Detroit News sportswriter Larry Middlemas has concentrated on college sports since he began work for the News in 1953.*

*The 1948 Northwestern graduate also attended Wayne State, where he lettered in cross country and ran 54th in the NCAA championships.*

*He put in stints at the Evansville (Ind.) Courier and the Louisville Courier-Journal before joining the News.*

*Middlemas has covered the 1960 and 1968 Olympics, and is a member of the games committee for the NCAA indoor championships sponsored by his newspaper. He's also*

*a once-a-week columnist.*



second from Washington's Jim Johnson (4:05.8) with Michael sixth. But a run at the meet record 3:58.6 was out of the question.

Liquori scored 12 of Villanova's 22 points. Others came from Chris Mason, second in the 880; and two third-place relays, the mile quartet of Ken Schappert, Bob Carpenter, Greg Govan and Lamotte Hyman and the medley team of Wilson Smith, Hyman, John Hartnett and Mason.

For Villanova's closest rivals, UTEP and Wisconsin, the decisive race was a strange two-mile relay.

Although UTEP had qualified for the two-mile, coach Wayne Vandenburg pleaded with the Games Committee to let his team move to the distance medley. "We can win the medley," he said, "but we can't beat Wisconsin in the two-mile."

**THE PETITION WAS TURNED DOWN** and UTEP wound up winning the two-mile relay in a comparatively slow 7:37.4 while Wisconsin failed to finish and lost its chance for the team title.

Drake's second runner, Steve Johnson, crowded a Michigan runner, who tried to defend his position with an arm. But he was too vigorous and knocked Johnson down. Wisconsin's Chuck Baker tried to hurdle the fallen Johnson, who got up just at that moment and knocked Baker off the track.

Anchor man Mark Winzenried was left waiting for a baton that never reached him, but Winzenried did repeat as 880 champion in 1:50.9.

Best of all for Wisconsin was Pat Matzdorf, whose high jump of 7 feet 2 set an NCAA record, one of four in the meet. Matzdorf and Winzenried led Wisconsin to 15 points for third place.

Al Schoterman and Jacques Accambray, both of Kent State, who had been breaking the American college record for the 35-pound weight throw all season, climaxed the season by doing it again with Schoterman the champion at 68 feet 10½ inches.

**MOHINDER GILL, THE ASPIRING MOVIE ACTOR** from Cal Poly, broke Bob Beamon's meet record with a triple jump of 52-9½.

Freshman Bob Wheeler, of Duke, won the 1,000-yard run in 2:07.4 to break a record set by three-time winner Ray Arrington.

Kansas' Karl Salb became a three-time winner with a shot put of 65-9, but UTEP's Vince Monari was only three-fourths of an inch behind and broke up the Kansas domination of the event by pushing Steve Wilhelm back to third. Wilhelm had placed second for two years.

Jim Green, the 1968 champion from Kentucky, won the 60-yard dash in 6.0; Marcus Walker, of Colorado, won the hurdles in 7 seconds; Tommie Turner, of Murray State, took the 600 in 1:09.6 after placing second for two years; Tom Ulan, the World University Games champion from Rutgers, won the 440 in 48.8; Scott Wallick, of Miami (Ohio) pole vaulted 16-8; Henry Hines, of Southern California, long jumped 26 feet 1¼ inches; Adelphi barely edged Tennessee and Villanova in a 3:15.5 mile relay; and Richey brought Pitt from behind in the distance medley to win in 9:45.7.

**OKLAHOMA STATE EXPECTED TO BE** a mile relay contender but faded when anchor man Stan Stolpe struggled through his 440 in 53.7.

"He could have run that fast with a broken leg," coach Ralph Tate said disgustedly.

Just then a trainer took a closer look, told Stolpe to lie down and called a doctor. He did have a broken leg; a stress fracture.

The two-day meet, sponsored by the Detroit News, drew 18,939, the largest total attendance of any indoor meet of the year.

**SCORING**—Villanova 22, UTex. El Paso 19¼, Wisconsin 15, Colorado 12, Kansas 12, Adelphi 11, Kent State 10, Mich. State 9, Pittsburgh 9, Tennessee 8¼, New Mexico 8, Murray St. 8, Southern Cal 8, Duke 7, Kentucky 7, Cal Poly 6, Okla. State 6, Miami (O.) 6, Rutgers 6, Florida 5, Kansas St. 5, Air Force 4, Bowling Green 4, Arizona 4, Manhattan 4, Middle Tenn. 4, Nebraska 4, Washington 4, Maryland 3¼, C.W. Post 3, Michigan 3, NE Missouri 3, Northeastern 3, Ohio State 3, West Virginia 3, Colgate 3, Abilene Christian 2, Brigham Young 2, Columbia 2, Drake 2, Georgetown 2, Northwestern 2, Eastern Mich. 1, Harvard 1, Illinois 1, Pennsylvania 1, Minnesota ¼, 60—Green (Ky) 6.0, Washington (MicS), Harris (ObS), Daniels (Colo), Brown (Mic); 440—Ulan (R) 48.8, McPherson (Ad), Branch (Colo), Woodroof (AC), Daniels (Colo); 600—Turner (MuS) 1:09.6, Alexander (KaS), Cole (NM), Perrigo (AF), Hackett (BY); 880—Winzenried (Wi) 1:50.9, Mason (V), Hoses (CWF), Ericson (NM), Mango (I); 1000—Wheeler (Du) 2:07.4, Rose (OkS), Mosser (WV), Jones (UTEP), Seiler (EM); MILE—Liquori (V) 4:04.7, Johnson (Wa), Popejoy (MicS), Kaal (OkS), Dieters (MicS); 2-MILE—Liquori (V) 8:37.1, Sink (BG), Richey (Pi), Jones (AF), Hindley (BY); INV-TATIONAL MILE—LaBenz (Pacific Coast) 4:00.9, Von Ruden (PC), McElroy (NYAC), Dyce (United AC), Bair (PC); 60-HH—Walker (Colo) 7.0, High (T), Gibson (UTEP), Taylor (NW), Howser (Du).

HJ—Matzdorf (Wi) 7-2, Allen (Ar), Dunn (Colg), Mann (Mic), tie among English (UTEP), Buetow (Min), Wilson (T) and David (Mar); LJ—Hines (SC) 26-1¼, Brabham (Ba), Geredine (NEM), Johnson (Wi), Lee (Ad); PV—Wallick (Mia) 16-8, Hurley (F), Struble (Mar), Heglar (UTEP), Blair (Pe); SP—Salb (Ka) 65-9, Monari (UTEP), Wilhelm (Ka), DeBernardi (UTEP), Stuart (Ky); 35-LB WT—Schoterman (KeS) 68-10¼, Accambray (KeS), Sirois (NE), Furcht (Colu), Nosal (H); TJ—Gill (CP) 52-9½, McClure (MT), Steffes (NM), Jackson (SC), Onyango (Wi).

**RELAYS**—MILE—Adelphi (Lee, Davis, Walker, McPherson) 3:15.5, Tennessee, Villanova, Murray St., Mich. State; 2-MILE—UTex, El Paso (Romero, DeLaCerde, Hill, Ellison) 7:37.4, Nebraska, Kansas, Drake, Florida; **DISTANCE MEDLEY**—Pittsburgh (Silay, Watley, Schurko, Richey) 9:45.7, Manhattan, Villanova, Georgetown, Kansas St.



**RELAY CASUALTY**—Trainers at national collegiate indoor championships attend to Wisconsin's Chuck Baker, who was knocked from the track in freak mishap during two-mile relay. Favored Badgers could not finish, and Texas-El Paso won.

# 1971 Indoor All-America Team

## 60-YARD DASH

JIM GREEN ..... Kentucky  
JIMMIE HARRIS ..... Ohio State  
HERB WASHINGTON ..... Mich. State

## 440-YARD DASH

CLIFF BRANCH ..... Colorado  
CLYDE MCPHERSON ..... Adelphi  
TOM ULAN ..... Rutgers

## 600-YARD DASH

DALE ALEXANDER ..... Kansas St.  
REID COLE ..... New Mexico  
TOMMIE TURNER ..... Murray St.

## 880-YARD RUN

MIKE HOSES ..... C.W. Post  
CHRIS MASON ..... Villanova  
MARK WINZENRIED ..... Wisconsin

## 1000-YARD RUN

MORGAN MOSSER ..... West Virginia  
LARRY ROSE ..... Okla. State  
BOB WHEELER ..... Duke

## MILE RUN

JIM JOHNSON ..... Washington  
MARTY LIQUORI ..... Villanova  
KEN POPEJOY ..... Mich. State

## TWO-MILE RUN

MARTY LIQUORI ..... Villanova  
JERRY RICHEY ..... Pittsburgh  
SID SINK ..... Bowling Green

**MILE RELAY**—ADELPHI (Ray Lee, Keith Davis, Dennis Walker, Clyde McPherson); TENNESSEE (James Craig, Darwin Bond, Audrey Hardy, Gary Womble); VILLANOVA (Ken Schappert, Bob Carpenter, Greg Govan, Lamotte Hyman).

**TWO-MILE RELAY**—KANSAS (Doug Smith, Rick Jacques, Jim Neihouse, Kevin Reabe); NEBRASKA (Roger Chadwick, Jim Hawkins, Dan Speck, Larry Cimato); UTEX. EL PASO (Peter Romero, Fernando de la Cerda, Rod Hill, Kerry Ellison).

**DISTANCE MEDLEY RELAY**—MANHATTAN (John Lovett, Al Logie, Joe Savage, Tom Donahue); PITTSBURGH (Ken Silay, Doral Watley, Mike Schurko, Jerry Richey); VILLANOVA (Wilson Smith, Lamotte Hyman, John Hartnett, Chris Mason).

## 60-YARD HIGH HURDLES

PAUL GIBSON ..... UTex. El Paso  
BILL HIGH ..... Tennessee  
MARCUS WALKER ..... Colorado

## HIGH JUMP

LORENZO ALLEN ..... Arizona  
CHRIS DUNN ..... Colgate  
PAT MATZDORF ..... Wisconsin

## LONG JUMP

DANNY BRABHAM ..... Baylor  
TOM CEREDINE ..... NE Missouri  
HENRY HINES ..... Southern Cal

## POLE VAULT

SCOTT HURLEY ..... Florida  
VINCE STRUBLE ..... Maryland  
SCOTT WALLICK ..... Miami, O.

## SHOT PUT

VINCE MONARI ..... UTex. El Paso  
KARL SALT ..... Kansas  
STEVE WILHELM ..... Kansas

## 35-LB WEIGHT THROW

JACQUES ACCAMBRAY ..... Kent State  
AL SCHOTERMAN ..... Kent State  
TOM SROIS ..... Northeastern

## TRIPLE JUMP

MOHINDER GILL ..... Cal Poly  
BARRY MCCLURE ..... Middle Tenn.  
CHARLES STEFFES ..... New Mexico

# 1971 Indoor Meets

## 50th ICAAAA Championships

Princeton, N.J., Mar. 5-6, 1971

**SCORING**—Villanova 42, Pennsylvania 21, Pittsburgh 21, Maryland 20, Manhattan 18, Army 14, Navy 10, Cornell 10, Princeton 9, Harvard 9, Notre Dame 8, Syracuse 7, Adelphi 7, Northeastern 6, Duke 6, Rutgers 6, West Chester 6, West Virginia 6, Colgate 5, Boston Col. 5, Georgetown 5, Dartmouth 4, Boston U. 4, Fordham 4, C.W. Post 4, Brown 4, Penn State 3, Yale 2, St. Joseph's 2, Columbia 1, Morgan St. 1, Seton Hall 1.

**60**—Dedmond (Ar) 6.1, Green (Mar), Schneider (BC), Morrell (Na), Carpenter (V); **440**—Hyman (V) 48.5, Walker (Ad), McPherson (Ad), Barrow (G), Daughtry (MS); **600**—Ulan (R) 1:08.5, Govan (V), Brown (Pi), Thompson (Br); **880**—Lovett (Man) 1:51.5, Hoses (CWP), Clayton (H), Smith (V), Ferrell (Co); **1000**—Mosses (WV) 2:07.9, Philippe (F), Brotemarkle (Mar), Maiben (Co), McLaughlin (V); **MILE**—Liquori (V) 4:06.1, Mason (V), Fisher (Sy), Spengler (H), Winters (SH); **2-MILE**—Richey (Pi) 8:42.1, Donahue (Ma), Walsh (V), Fredericks (PS), Anderson (Co); **60-HH**—Hoswer (Du) 7.2, Kinnard (Na), Wearing (V), Wheeler (Pe), Rogers (Pi).

**HJ**—Dalton (WC) 6-11, Dunn (Colg), David (Mar), Maglione (SJ), Fied (Pe); **LJ**—Samara (Pe) 24-9½, McMannon (ND), Foucher (Pr), Moore (Y), Shea (Colg); **PV**—Klyov (V) 16-4½, Struble (Mar), Blair (Pe), Hohf (Pr), Samara (Pe); **SP**—Hanley (Mar) 58-10, Taylor (Sy), Bloom (Na), Price (Br), Polselli (ND); **35-LB WT**—Sirois (Nor) 62-8½, Dinneen (Da), Nosal (H), O'Hern (Pr), Furcht (Colu); **TJ**—Salter (Pi) 50-1, Fausset (Co), McMannon (ND), Knight (A), Corwin (H).

**RELAYS**—**MILE**—Manhattan (Logie, Rampino, Mauger, Kenny) 3:17.3, Pennsylvania, Army, Cornell, Navy; **2-MILE**—Villanova (Kell, Kinscherf, Mason, Liquori) 7:31.6, Boston U., Army, Boston Col., Manhattan; **DISTANCE MEDLEY**—Pittsburgh (Silay, Brown, Schurko, Richey) 9:52.5, Pennsylvania, Georgetown, Princeton, Manhattan.

## 24th Heptagonal Championships

Ithaca, N.Y., Feb. 27, 1971

**SCORING**—Pennsylvania 46½, Harvard 28, Navy 24½, Princeton 24½, Army 22, Cornell 22, Yale 14, Brown 12, Dartmouth 10½, Columbia 4.

**60**—Martin (Y) 6.1, Dedmond (A), Supulski (Pe), Morrell (N), Reid (H); **600**—Thompson (B) 1:11.5, Papowitz (Pe), Bivens (A), Clayton (H), McKeown (Co); **1000**—Baker (Co) 2:12.8, Catti (A), Piazza (Pe), Dahl (Col); **MILE**—Ensko (H) 4:12.5, Thornton (Pe), Fee (A), Yunck (Pr), Childs (Pe); **2-MILE**—Spengler (H) 8:56.6, Anderson (Co), Brokaw (H), O'Brien (Pr), Alm (A); **60-HH**—Kennard (N) 7.4, Wheeler (Pe), MacDonald (Y), Hickman (H), Kappel (Pr).

**HJ**—Halton (Pr) 6-8, tie Bryon (D) and North (N), Harkins (N), tie Zeiss (Pr) and Fried (Pe); **LJ**—Samara (Pe) 23-11, Foucher (Pr), Fausset (Co), Moore (Y), Johnson (H); **PV**—Blair (Pe) 16-7, Hohf (Pr), Samara (Pe), Marks (A), Kulenkamp (Y); **SP**—Price (B) 56-6½, Bloom (N), Moody (D), Markowski (Pe), Craven (Pe); **35-LB WT**—Nosal (H) 61-3½, Dinneen (D), Greenwood (Pr), Furcht (Col), O'Hern (Pr).

**RELAYS**—**MILE**—Navy (Reaves, Watson, Brilla, Stephen) 3:19.0, Cornell, Pennsylvania, Army, Princeton; **2-MILE**—Pennsylvania (Hrivnak, Childs, Piazza, Thornton) 7:47.0, Cornell, Army, Yale, Navy.

## 29th Metropolitan Championships

New York, N.Y., Feb. 23-24, 1971

**SCORING**—Manhattan 58, St. John's 46, Rutgers 28, NYU 27, Columbia 26, Fordham 13, Fairleigh Dickinson 5, Seton Hall 3, Iona 2, CCNY 0.

**60**—Kerr (R) 6.5, Lassoff (C), Kirwan (M), Cabelco (M), Johnson (ST); **600**—Ulan (R) 1:11.3, Logie (M), Mauger (M), Kenny (M), Pascale (D); **1000**—Lovett (M) 2:14.4, Rothrock (M), Gaertner (M), Dahl (C), Napolitano (SJ); **MILE**—Donahue (M) 4:15.0, Bailey (FD), DeBruin (NYU), Momo (C), Longo (Fo); **2-MILE**—Schindler (NYU) 9:08.7, Donahue (M), Sullivan (M), Winters (SH), Laver (SJ); **60-HH**—Palicka (SJ) 7:5, Garrity (SD), Kirchoff (R), Codd (M), Zwick (FD).

**HJ**—Gorman (C) 6-4, tie among Sexton (ST), Bartlett (SJ) and Nikirk (NYU), Averill (M); **LJ**—Harris (SJ) 23-11½, Hurms (SJ), Codd (M), Kramer (Fo), Szczepanski (R); **PV**—Kramer (Fo) 14-6, Waters (SJ), Sampler (NYU), Kenny (M), Christie (SJ); **SP**—McDermott (NYU) 53-9¼, Burgess (R), Furcht (C), Girgenti (C), Wenzel (SJ); **35-LB**



WT—Furcht (C) 58-11½, McDermott (NYU), Torrellas (SJ), Bibla (SJ), Girgenti (C).  
**RELAYS—MILE**—Rutgers (Weaver, Mielko, Kerr, Ulan) 3:22.4, Manhattan, St. John's, NYU, Seton Hall; **2-MILE**—Manhattan (Avalone, Pavuk, Rothrock, Lovett) 8:27.5, Fordham, Rutgers, Seton Hall, St. John's.

### 18th Atlantic Coast Conference Championships

**SCORING**—Maryland 49½, Duke 34, North Carolina 32, South Carolina 30, Clemson 17½, N. C. State 12, Virginia 12, Wake Forest 5.  
**600**—Greene (M) 6.5, Howser (D), VanBuren (WF), West (NC), Oglesby (NC); **600**—Kaczka (SC), Morris (V), Zungoli (C), Koob (NCS), Hall (C); **1000**—Waldrop (NC) 2:09.7, Brotemarkle (M), Schaper (SC), Wilson (D), Schrackler (WF); **MILE**—Wheeler (D) 4:05.9, Wilkins (NCS), Beardmore (D), Ackley (NCS), Silverman (M), Romero (C); **2-MILE**—Widgeon (NC) 8:53.4, Rush (C), Graves (D), Shrader (M); **60-HH**—Howser (D) 7.3, Novo (SC), David (M), Haggard (SC), Zayac (M).  
**HJ**—David (M) 6-10, Edwards (NCS), tie Rucker (NC) and Bozzone (M), Ball (NC); **LJ**—Sandler (M) 22-3¼, Shannon (V), West (NC), Hellams (SC), Gaines (V), Howe (C); **PV**—Struble (M) 15-5½, Hilliker (NC), Hyder (SC), Hauze (M), tie Scott (SC) and Permenter (M).

**RELAYS—MILE**—Duke 3:24.4, tie South Carolina and Clemson, Virginia, Maryland; **2-MILE**—Clemson 7:47.4, Duke, Maryland, North Carolina, Virginia.

### Big Eight Conference Championships

*Kansas City, Mo., Feb. 27-28, 1971*

**SCORING**—Kansas 51, Colorado 39, Kansas St. 36, Okla. State 27, Nebraska 26, Oklahoma 21, Missouri 18, Iowa State 5.

**600**—Branch (C) 6.1, Daniels (C), Marshall (O), Gray (M), Johnican (KS); **440**—Daniels (C) 49.4, Bolding (OS), Mottley (N), Fields (KS), Priestley (N); **600**—Alexander (KS) 1:09.8, Case (N), Lee (KS), McKinnis (O); **880**—Neihouse (K) 1:52.2, Cimato (N), Reabe (K), McCord (IS), Chadwick (N); **1000**—Rose (OS) 2:09.8, Peterson (KS), Jacques (K), Carlberg (N), Speck (N); **MILE**—Kaal (OS) 4:09.7, Carlberg (N), Howe (KS), Smith (K), Castaneda (C); **2-MILE**—Mason (K) 8:50.8, Hitchcock (KS), Stewart (OS), Castaneda (C), Unger (N); **60-HH**—Walker (C) 6.9, Bates (K), Bolding (OS), Greene (O), L. Williams (KS); **60-H**—Walker (C) 6.6, Bolding (OS), Bates (K), Greene (O), Williams (KS).

**HJ**—Miller (M) 6-9, Hansbrough (M), Blakney (O), Schur (K), Stoner (O); **LJ**—Stull (K) 24-7, Gray (M), Gordon (N), Morros (KS), Rodgers (N); **PV**—Hatcher (K) 16-4, Speer (C), tie McCohn (M) and Craig (O), Bloomquist (IS); **SP**—Salb (K) 64-½, Wilhelm (K), Brosius (KS), Frieze (M), Benien (OS).

**RELAY—MILE**—Kansas St. (Heggie, Barrill, Lee, Alexander) 3:18.0, Colorado, Oklahoma, Iowa State, Nebraska.

### 61st Big Ten Championships

*Madison, Wis., Mar. 5-6, 1971*

**SCORING**—Wisconsin 57, Mich. State 46, Indiana 30½, Northwestern 30, Minnesota 26, Ohio State 22, Illinois 17, Michigan 13½, Purdue 9, Iowa 5.  
**600**—Washington (MS) 6.1, Brown (Mic), Goodrich (In), Hill (O), Price (P); **300**—Goodrich (In) 30.4, Bahnfleet (W), Butchee (MS), Hill (O), Rowe (Mic); **440**—Harris (O) 48.0, Kartman (W), Holt (MS), Curtis (W), Dozier (In); **600**—Casselman (MS) 1:10.2, Koster (In), Kent (W), Chokey (In), Close (In); **1000**—Bach (N) 2:09.4, Baker (W), Mang (In), Mock (MS), Vandrey (W), Thomas (Min); **880**—Bach (N) 1:49.9, (W), Phillips (In), Storrey (Mic), Jackson (P); **MILE**—Vandrey (W) 4:07.0, Dieters (MS), Hopko (Min), Winzenried (W), Popejoy (MS); **2-MILE**—Bjorklund (Min) 8:49.0, Timm (Min), Herold (W), Payatt (Mic), Mander (In); **70-HH**—Taylor (N) (8.4), Hartwick (MS), Morrison (MS), Martin (MS), Keeler (In); **70-H**—Taylor (N) 7.8, Price (P), Hartwick (MS), Morrison (MS), tie Hyland (W) and Morgan (P).

**HJ**—Matzdorf (W) 7-3, Heikkila (Min), Beutow (Min), Rogers (N), tie among Adama (In), Mann (Mic) and Haupt (In); **LJ**—Feezel (N) 22-8¾, Johnson (W), Thomas (P), Colucci (O), Wilkin (Min); **PV**—Green (O) 16-2, Boughman (In), Wertman (Io), Oveson (Io), Kingstad (W); **SP**—Winchell (In) 58-8, Anderson (Min), Adams (Mic), Chandler (In), Benberry (In); **TJ**—Onyango (W) 50-5, Vine (In), Colucci (O), Feezel (N), Young (O).

**RELAY—MILE**—Mich. State (Holt, Murphy, Mock, Casselman) 3:12.9, Illinois, Wisconsin, Northwestern, Michigan.

### 45th Central Collegiate Conference Championships

*Ypsilanti, Mich., Feb. 19-20, 1971*

**SCORING**—Eastern Mich. 95, Western Mich. 75, Southern Ill. 69½, Kansas 62, Air Force 51, Kent State 46, Bowling Green 41, Notre Dame 33, Drake 28, Northern Ill. 23½, Central Mich. 20, Western Ill. 18, Kentucky St. 14, Wayne St. 6, Loyola 3.

**600**—Thomas (EM) 6.2, Crockett (SI), Turner (KeS), Garrett (KyS), Swanston (EM), Holman (D); **300**—Yam Dame (AF) 49.4, Jugan (WM), Grant (EM), Rudolph (WS); Scavuzzo (K); **440**—Yam Dame (AF) 49.4, Weiler (CM), Morrow (SI), Cape (D), **600**—Collings (EM) 1:11.0, Ferrigo (AF), Weiler (CM), Morrow (SI), Cape (D), Murphy (KyS); **880**—Wohlhuter (ND) 1:51.0, Fant (WM), Reabe (K), Brodel (AF), Whitte (D), Breeze (BG); **1000**—Seiler (EM) 2:09.7, Dawson (KeS), Costello (CS), Borbet (KeS), Nalder (SI), Sampson (EM); **MILE**—Sink (BG) 4:04.5, Seiler (EM), Danforth (BG), Liebenberg (WM), Spach (AF), Breeze (BG); **2-MILE**—Jones (AF) 8:41.7, Mason (K), Danforth (BG), Hill (SI), Stintzi (WM), Liebenberg (BG); **3-MILE**—Sink (BG) 14:03.6, Minty (EM), Bennett (EM), Elliott (BG), Burgher (KeS), MacDonald (BG); **60-HH**—Dipton (EM) 7.3, McMannon (ND), Jaques (NI), Jackson (WM), Hough (AF), Utz (ND).

**HJ**—Bernard (SI) 6-10¼, Evalul (WM), Lattin (AF), DeVries (EM), Leischner (SI), Clendingen (NI); **LJ**—Stull (K) 24-2, Silva (WI), Perkins (SI), McMannon (ND), Robinson (WS), Colbert (KyS); **PV**—Robards (WM) 15-6, Swenson (D), Hatcher (K), Ellis (NI), Colasanti (NI), Clendingen (NI); **SP**—Wilhelm (K) 63-½, Polselli (ND), Tysms (NI), Bilder (NI), Stoltman (WI), McEachran (NI); **35-LB WT**—Schoterman (KeS) 66-11¼, Accambay (KeS), Penny (K), Converse (WM), Kirkland (KeS), Grayson (EM); **TJ**—Gardiner (SI) 48-10¼, Silva (WI), Miller (SI), Stull (K), McMannon (ND), Kirkland (EM).

**RELAYS—MILE**—Kansas (Bornkessel, White, Lutz, Foster) 3:16.2, Southern Ill., Eastern Mich., Central Mich., Western Mich., Drake; **2-MILE**—Drake (Becker, Johnson, Nauman, Whitted) 7:36.2, Eastern Mich., Western Mich., Central Mich., Loyola, Air Force; **DISTANCE MEDLEY**—Western Mich. 9:56.5, Air Force, Kent State, Southern Ill., Bowling Green, Loyola.

### 1st Midwestern Conference Championships

*Normal, Ill., Feb. 26-27, 1971*

**SCORING**—Southern Ill. 87, Northern Ill. 58, Illinois St. 48, Ball State 47, Indiana St. 31.

**600**—Crockett (SI) 6.3, Lewis (IIS), Case (IndS), Sutton (SI), Martin (IndS); **300**—Keen (IIS) 31.8, Lewis (IIS), Martin (IndS), Crockett (SI), Moss (IIS); **440**—Sutton (SI) 50.4, Krainik (NI), Moss (IIS), Vana (IndS), Howe (IndS); **600**—Erickson (IIS) 1:14.3, Doyle (NI), Morrow (SI), Juday (B), Smith (IndS); **880**—Stafford (B) 1:57.3, Hall (B), Taylor (IIS), Oddou (B), Nalder (SI); **1000**—Snyder (B) 2:15.2, Burr (IIS), Lindburg (IIS), Buses (B), Hoff (IndS); **MILE**—Hill (SI) 4:11.0, Carlson (IIS), Nalder (SI), Gavaghan (B), Meyers (B); **2-MILE**—Wynder (B) 9:07.8, Warthan (IndS), Meyers (B), Hill (SI), Hanrath (IIS); **60-LH**—Jaques (NI) 7.2, Frye (SI), Williams (IIS), Hammer (NI), Aboyade-Cole (IIS); **60-HH**—Jaques (NI) 7.4, Frye (SI), Prince (IndS), Aboyade-Cole (IIS), Hammer (NI).

**HJ**—Bernard (SI) 6-8, Clendingen (NI), Cooksey (IndS), Leischner (SI), Sweat (IIS); **LJ**—Cummins (B) 22-11¼, Gardiner (SI), Lomas (IIS), Perkins (SI), Malinsky (IIS); **PV**—Clendingen (NI) 14-9, Johnson (IIS), Ulom (SI), Cascio (SI), Zajonc (SI); **SP**—Tysms (NI) 57-8, McEachran (NI), Bilder (NI), Blackiston (SI), Hannon (IndS); **35-LB WT**—Blackiston (SI) 52-3, Bilder (NI), McEachran (NI), Tysms (NI), Tindall (SI); **TJ**—Cooksey (IndS) 48-6¼, Gardiner (SI), Cummins (B), Miller (SI), Totman (SI).

**RELAY—MILE**—Southern Ill. (Crockett, Morrow, Erickson, Sutton) 3:24.3, Ball State, Northern Ill., Indiana St., Illinois St.

### 2nd New Jersey Championships

*Princeton, N.J., Jan. 30, 1971*

**SCORING**—Princeton 83, Rutgers 64, Fair, Dickinson 31½, Seton Hall 23½, Montclair 22, Paterson 3, Trenton St. 2, St. Peters 1, Rider ½, Monmouth 0, Jersey City 0.  
**600**—Kerr (R) 6.4, Foucher (P), Rodman (R), Downing (R), Gladden (P); **300**—Weiss (M) 1:11.0, Weaver (R), Rosa (SH), Brown (P), Resetar (R); **1000**—Bailey (FD) 2:13.9, Traficante (SH), Selby (FD), Nowel (SH), Ross (Pa); **MILE**—Winters (SH) 4:14.1, McGrath (M), Tominus (R), Bates (P), Pratkan (P); **2-MILE**—O'Brien (P) 9:03.7, Mizzone (M), Good (P), Fleming (Pa), Carpenter (R); **60-HH**—Harz (FD) 7.6, Kirchoff (R), Kappel (P), Zwick (FD), Guinane (T).

HJ—Halton (P) 6-6½, Zeiss (P), DeLaura (FD), Harz (FD), tie among Hardy (Ri), Hampton (SH) and Wallace (FD); LJ—Foucher (P) 22-6, Jinks (R), Szczepanski (R), Goglas (SH), Blakeman (FD); PV—Hohf (P) 14-0, Hayes (P), DeLaura (R), Goidich (R), Blakeman (FD); SP—Barisch (P) 52-1½, Burgess (R), Sauer (P), Shannon (P), Harz (FD); 35-LB WT—Greenwood (P) 60-6½, O'Hern (P), Ellis (P), Hemberger (R), Fletcher (R); TJ—Szczepanski (R) 45-3½, Schor (R), Anderson (R), Decker (P), Reilly (P).

RELAYS—MILE—Rutgers 3:20.2, Princeton, Seton Hall, Fair, Dickinson, St. Peters; 2-MILE—Montclair 7:50.6, Princeton, Seton Hall, Rutgers, Trenton St.

## Ohio Conference Championships

Granville, O., Mar. 12-13, 1971

SCORING—Baldwin-Wallace 116, Mount Union 95, Denison 65½, Hiram 56, Marietta 22, Capital 21, Wittenberg 16½, Kenyon 15, Ohio Wesleyan 14, Otterbein 13, Wooster 12, Heidelberg 10, Oberlin 8, Muskingum 1.

55—Letts (K) 6.0, Toney (Hi), Tipton (Hi), Breno (BW), Graham (BW); 300—Toney (Hi) 32.1, Jessup (BW), Ryall (BW), Letts (K), Tipton (Hi); 440—Radigan (BW) 51.2, Frederick (BW), Sollman (Wo), Warner (MU), Shaffer (BW); 600—Lepp (BW) 1:13.5, Ankeny (MU), Chapman (BW), Book (OW), Booth (MU); 880—Higley (D) 1:53.2, Schlatterbeck (BW), Groves (MU), Hunter (MU), Goers (Wi); 1000—Chapman (BW) 2:17.5, Fried (MU), Birbeck (D), Naylor (Ma), Lehman (BW); MILE—Higley (D) 4:17.3, King (MU), Groves (MU), Barnum (Ma), Hunter (MU); 2-MILE—Kombau (MU) 9:30.0, Benard (BW), Knittle (MU), King (MU), Alexander (D); 55-HH—Wyzenski (Hi) 7.0, Booth (MU), Fox (D), Hunt (He), Dobos (C).

HJ—Lytle (BW) 6-6, Thompson (Hi), Parker (C), Blake (Ma), Radon (Wi); LJ—Thompson (Hi) 23-3, VanWey (Ot), McKillup (He), Helm (Wo), Pringle (Wo); PV—Best (D) 15-1, Van Schoik (D), Harbage (C), Armour (OW), Thompson (Hi); SP—Bibbex (Wi) 50-4½, Morton (Ob), Bihl (MU), Michelson (C), Pittenger (Wi).

RELAYS—8-LAP—Baldwin-Wallace (Breno, Frederick, Ryall, Lewis) 2:11.2, Mount Union, Denison, Otterbein, Wittenberg; MILE—Marietta (Cortez, Beauregard, Foley, Kanbar) 3:31.7, Baldwin-Wallace, Ohio Wesleyan, Denison, Mount Union.

## Southeastern Conference Championships

Montgomery, Ala., Feb. 26-27, 1971

SCORING—Tennessee 80, Kentucky 48, Florida 39, LSU 23, Auburn 21, Alabama 14, Miss. State 7, Georgia 6, Mississippi 2.

60—tie Green (K) and Hood (T) 6.2, Hawk (T), Beasley (Au), Baker (Au); 440—tie Gibson (MS) and Bond (T) 49.1, Womble (T), Wills (L), Henderson (T); 600—Epps (L) 1:11.7, Hardy (T), Hawkins (T), Hicks (F), Stewart (F); 880—Craig (T) 1:53.5, Hamm (Au), Bruce (F), Casey (M), Durringer (L); 1000—Zoeller (T) 2:11.1, Burnsed (F), Vaughn (F), Brendle (Au), Sizemore (Al); MILE—Baldwin (K) 4:08.5, Zoeller (T), Nelson (K), Stewart (L), McKinnon (L); 2-MILE—Nelson (K) 8:47.2, Brown (T), Baldwin (K), Herron (T), Stewart (L); 60-HH—High (T) 7.2, Mattina (T), Ball (T), Peters (K), Richards (Au).

HJ—tie Wilson (T) and Rothfuss (K) 6-10, Duff (F), Heroman (L), Hance (T); LJ—Tucker (G) 23-9¼, Geter (T), Newdome (Au), Lightsey (K), Trott (T); PV—Hurley (F) 16-8, Hamilton (Al), Cotton (F), Martin (T), Eason (Al); SP—Jess Stuart (K) 59-3¼, John Stuart (K), Stock (T), Hannah (Al), Polidora (Al); TJ—Studland (K) 49-10, Coleman (F), Howard (F), Parrish (Au), Heroman (L).

RELAYS—MILE—LSU (Spangenberg, Coffee, Epps, Wills) 3:17.0, Auburn, Florida, Alabama, Miss. State; 2-MILE—Tennessee (Zoeller, Craig, Hardy, Flood) 7:37.7, Florida, Alabama, Auburn, LSU.

## North Conference Championships

Lexington, Va., Mar. 6, 1971

SCORING—William & Mary 94, East Carolina 55, Furman 43, Davidson 20, Richmond 18, Citadel 15, VMI 11.

60—Richardson (D) 6.3, Fratkin (WM), Phillips (EC), Jones (F), Hunt (EC); 220—Fratkin (WM) 22.5, Richardson (R), tie Campbell (F) and Jones (F), Hunt (EC); 440—Wood (R) 50.2, Campbell (F), Johnson (EC), Hunt (EC), Kelsey (F); 600—Duckworth (WM) 1:12.8, Cooke (WM), Martin (VMI), Mathews (WM), Grille (WM); 880—Kidd (EC) 1:53.9, Michael (WM), Caraway (EC), Chacey (VMI), Hively (VMI); 1000—Sharrett (WM) 2:14.0, Jezek (F), Klass (EC), Martin (R), Graham (WM); MILE—Michael (WM) 4:17.6, Martin (WM), Guest (R), Chowring (R), Koss (F); 60-HH—Swetenburg (D) 7.4, Malik (F), Smith (EC), Ryan (WM), Detwiler (R).

HJ—Toepke (WM) 6-6, Quick (EC), Holt (C), Thomas (C), Collins (C), Collins (C), Collins (C), Collins (C), Malone (EC) 23-¾, Wilkerson (EC), Graham (WM), Thomas (C), Frye (EC); PV—Strode (WM) 15-6, Graham (WM), Rayford (C), Beam (EC), Harvey (WM); SP—Cambel (WM) 49-10, Dimitrouleas (F), Eitelman (WM), Slater (F), Peacock (EC); TJ—Wilkerson (EC) 47-6½, Swetenburg (D), Graham (WM), Malone (EC), Frye (EC).

RELAYS—MILE—Furman (Vincent, Campbell, Ziegler, Kelsey) 3:27.4, VMI, Wm. & Mary, Citadel, Richmond; 2-MILE—Furman (Barker, Jezek, Koss, Berkshire) 7:50.3, Wm. & Mary, Citadel, East Carolina, VMI.

## Virginia Intercollegiate Championships

Feb. 20, 1971

SCORING—William & Mary 77, Virginia Tech 63½, Norfolk St. 46, Virginia 29½, Virginia St. 14, Richmond 13, VMI 6, Washington & Lee 4, Chris Newport 1, Lynchburg, Ferrum, Bridgewater.

60—Pugh (N) 6.2, Rogers (N), Cuffee (N), Riddick (N), Fratkin (WM); 440—Cuffee (N) 50.1, tie J. Morris (V) and Banks (VT), Turner (VS), Bolden (VS); 600—Duckworth (WM) 1:11.2, Logan (VS), R. Morris (V), Wood (R), Martin (VMI); 880—Michael (WM) 1:57.8, McGhee (WM), Barron (V), DeCamps (V), tie Sordlett (VT) and Marques (VT); 1000—Sharrett (WM) 2:13.3, Chowring (R), Lane (V), Graham (WM), Altom (VT); MILE—Michael (WM) 4:18.5, Marques (VT), Martin (WM), Valotto (VT), Graham (WM); 2-MILE—Snyder (WM) 9:14.5, Michael (WM), Guest (R), Valotto (VT), Meyer (V); 60-HH—Betts (N) 7.7, Bolin (VT), Gaines (VT), Ryan (WM), Suthern (WL); 60-HH—Betts (N) 7.0, Williams (R), Gaines (VT), Colbert (N), Stoner (VT).

HJ—Toepke (WM) 6-6, Herndon (L), Bolin (VT), Hastings (VT), Carrel (VT); LJ—Gaines (VT) 23-9¼, Banks (VT), Shannon (V), Flesham (VT), Betts (N); PV—Strode (WM) 15-2½, Harvey (WM), Stevenson (VT), Hollowman (N), Anderson (VS); SP—Alexander (VT) 52-1½, White (VT), Eitelman (WM), Cambal (WM), Pope (FC); TJ—Bette (N) 47-0, Gaines (V), Gaines (VT), Parker (N), Chalby (VMI).

RELAYS—MILE—Virginia St. (Allen, Turner, Bolden, Lougen) 3:22.3, Virginia, William & Mary, VMI, Virginia Tech; 2-MILE—William & Mary (Sporn, Sharrett, McAuley, Michael) 8:00.3, Virginia Tech, Virginia, VMI, Bridgewater.

## Colorado Invitational

Boulder, Colo., Mar. 13, 1971

TEAMS—Black Hills, Colorado, Colo. Mines, Colorado St., Colo. Western, Nebraska, North Platte JC, Northeastern JC, Northern Colo., Southern Colo., Wyoming.

60—Brunsson (C) 6.2, Webb (NP), Thoening (W), Livingston (NP); 440—Jones (W) 49.5, LaVoie (C), Windle (C), Riddick (SC), Herndon (BH); 880—Wisemiller (Neb) 1:53.8, Cronin (C), Batnik (W), Fahrney (CS), Gibson (CS); MILE—Groarke (CS) 4:21.2, Stegner (C), Elstun (C), Yaussi (CS); 2-MILE—Groarke (CS) 9:20.6, McKinley (C), Phillips (C), Moritz (C); 60-HH—Lockwood (C) 7.6, Adsit (CS), Fisher (NP), Moore (SC), Porter (NC); 60-HH—Lockwood (C) 7.0, Gonzalez (SC), Moore (SC), Nordstrom (W), Kammerzell (GM).

HJ—Romanshek (W) 6-8¼, Duval (NE), Woolrich (CS), Mounsey (C), Doland (CS); LJ—Grant (C) 24-1, Mallery (CS), Washington (W), Bailey (SC), Franz (unatt.); PV—Speer (C) 16-4, Davies (NC), Cotton (W), Singley (CS), Cooper (Neb); SP—Hermann (W) 51-6, Glanzier (BH), Borden (NP), Vest (O), Wham (W); TJ—Bailey (SC) 46-9, Hunter (C), Tate (CW), Mallery (CS), Hewlett (NE).

RELAYS—MILE—Colorado (Brunson, LaVoie, Brawner, Windle) 3:22.0, Colorado St., Northern Colo., Black Hills, Wyoming; DISTANCE MEDLEY—Colorado (Elstun, Lockwood, McKinley, Stegner) 10:15.7, Colorado St., Wyoming, Northern Colo.

## East Stroudsburg Invitational

East Stroudsburg, Pa., Mar. 13, 1971

SCORING—West Chester 67, Bloomsburg 32½, Lehig 31, E. Stroudsburg 26, Kutztown 16, Trenton St. 15, Mt. St. Mary's 13, Frostburg St. 7, St. Joseph's 6, Lafayette 4, Bucknell 3, Rider 2½, Mansfield 0, Millersville 0, Paterson 0.

60—Ambush (MSM) 6.3, Barr (WC), Davis (Bl), Oakes (WC), Lieberman (F); 300—Oakes (WC) 32.2, Barr (WC), Davis (Bl), Bauman (La), Brooks (MSM); 440—Mohlsky (K) 51.7, Natele (SJ), Smith (ES), Bitner (Bl), Agnew (WC); 600—Ahoue (ES) 1:12.3, Costello (WC), Kilroy (Le), Soper (F), Bixler (WC); 1000—Morrissy (ES) 2:18.6, Nowal (T), Servidio (T), Dawson (WC), Lackey (F); MILE—Lerch (WC) 4:20.2, Showers (WC), Dieter (Le), Nicoletti (MSM), Hersch (La); 2-MILE—Lerch (WC) 9:18.7, Heil (Le), Eisenberg (WC), Wachter (Bl), Benedict (La); 70-HH—Kuzma (Bl) 8.8, Lehman (WC), Torhan (MSM), Heidleberger (SJ), Garis (ES).

HJ—Kocher (K) 6-4, Hery (WC), tie Prizer (Bl) and Edwards (R), James (K); PV—Yocum (Bl) 12-6, Moses (WC), Muchler (B), Woginrich (K), Hoover (T); SP—Hill (Le) 52-10½, Fieck (Bl), Sondey (T), Derwin (Le), Pavelic (WC).

RELAYS—MILE—E. Stroudsburg (Smith, Stohl, Morrissy, Ahouse) 3:27.5; West Chester, Frostburg, Kutztown, Lehigh; 2-MILE—Lehigh (Koons, Gulash, Steele, Strockbine) 8:00.9, Trenton, West Chester, E. Stroudsburg, Bloomsburg; DISTANCE MEDLEY—Lehigh (Koons, Gulash, Steele, Strockbine) 10:28.6, West Chester, Bucknell, E. Stroudsburg, Mt. St. Mary's.

### Michigan State Relays

East Lansing, Mich., Feb. 13, 1971

TEAMS—Air Force, Aquinas, Ball State, Bowling Green, Central Mich., Detroit, Drake, Eastern Mich., Ferris St., Kent State, Michigan, Mich. State, Minnesota, Missouri, Northwestern, Notre Dame, Ohio, Ohio State, Purdue, Toronto, Wayne State, Western Mich., Western Ont.

60—Washington (MS) 5.9, Harris (OS), Hill (OS), Turner (KS), Price (P); 300—Thomas (EM) 31.0, Collins (OS), Spuller (MS), Jones (BS), Warren (WS); 600—Casselman (MS) 1:08.8, Wohlbuter (ND), Weiler (CM), Totten (KS), Cape (Dr); 1000—Kinkopf (O) 2:16.3, Hall (BS), Taylor (Dr), Maravilla (AF), Garvey (EM); MILE—Dieters (MS) 4:09.5, Danforth (BG), Liebenberg (WM), Visk (Mo), Noe (N); 2-MILE—Jones (AF) 8:58.3, Timm (Min), Hogan (Mo), Hughson (WO), Lee (Dr); 70-HH—Murray (Mic) 8.3, Taylor (N), Morrison (MS), Hartwick (MS), Reeves (Mic); 70-HH—Morrison (MS) 7.8, Hartwick (MS), Ewing (AF), Jacques (MS), Morgan (P).

HJ—Rogers (N) 6-9, Heikkila (Min), Miller (Mo), Hansbrough (Mo), Anthony (WO); LJ—Kirkland (EM) 23-6, McMannon (ND), Robinson (WS), Cady (Dr), Colucci (OS); PV—Koch (OS) 15-0, Green (OS), Swenson (Dr), Wolfe (Mic), Bauman (CM); SP—Anderson (Min) 56-6½, Frieze (Mo), Adams (Mic), Polselli (ND), Breininger (P); TJ—McMannon (ND) 48-0½, Cummins (BS), Kirkland (EM), Thomas (WM), Adela (BG).

RELAYS—MILE (College)—Eastern Mich. (Grant, Collins, Hall, Thomas) 3:20.3, Wayne St., Central Mich., Aquinas, Detroit; MILE (University)—Mich. State (Henderson, Murphy, Holt, Cassleman) 3:14.8, Northwestern, Michigan, Air Force, Drake; 2-MILE—Drake (Becker, Johnson, Nauman, Whitted) 7:35.3, Eastern Mich., Central Mich., Western Mich., Minnesota; SPRINT MEDLEY—Northwestern (R. Drozd, D. Drozd, Gibsch, Bach) 3:24.9, Mich. State, Drake, Air Force, Central Mich.; DISTANCE MEDLEY—Minnesota (Thomas, Twomey, Hanley, Hopko) 9:55.6, Purdue, Michigan, Western Mich., Kent State; 240 SHUTTLE HURDLE—Notre Dame (Dimick, McMannon, Stickler, Utz) 28.4, Mich. State, Air Force, Missouri, Ohio State.

### 32nd Midwest Invitational

Naperville, Ill.

#### DIVISION I

SCORING—Stevens Point 51, Loyola 43, UI Chicago 43, Whitewater 39, Augustana 28, UW Parkside 23, Wheaton 13, Lewis 9, DePaul 1.

60—Piering (SP) 6.2, Waters (P), Brown (Whi), Damitz (Lo), Furman (Le); MILE—Murphy (Lo) 4:21.4, Haus (SP), Bogdanove (UIC), Saunders (UIC), Schnepf (Whi); 2-MILE—Saunders (UIC) 9:35.4, Schnepf (Whi), Bogdanove (UIC), Barker (Whe), O'Shea (DP); 60-HH—Piering (SP) 7.7, Damitz (Lo), McNett (Whi), Wood (A), Wallstedt (Whe); 60-H—Tassler (SP) 7.4, Furman (Le), McNett (Whi), Wood (A), Damitz (Lo).

HJ—Dolton (UIC) 6-1¼, Prince (P), Mumford (Le), MacKenzie (Whe), Norlin (SP); LJ—Peterson (Whi) 21-11¼, Malmquist (Whe), Wundrock (SP), Bullock (P), Sifuentes (UIC); PV—Lehman (SP) 13-6, Holliday (A), Paton (P), Foster (Whi), Johnson (UIC); SP—Lindgren (UIC) 52-3¼, Meyer (SP), Everson (Whi), Preim (UIC), Brown (P); TJ—Peterson (Whi) 45-8, Malmquist (Whe), Wundrock (SP), Merritt (P), Alexander (Le).

RELAYS—MILE—Loyola 3:31.8, Augustana, Stevens Point, UI Chicago, Whitewater; 2-MILE—Loyola 8:07.0, Augustana, Stevens Point, Whitewater, UI Chicago; SPRINT MEDLEY—Loyola 3:41.2, UI Chicago, Parkside, Augustana, Whitewater.

### 15th Union Invitational

Schenectady, N.Y., Mar. 13, 1971

SCORING—Cortland 36, Springfield 34, Union 31½, Buffalo St. 24, Rochester 18, RPI 11, Brockport 10, Oswego 8½, Williams 5, Oneonta 5, Niagara 5, Buffalo 3, Alfred 1, Albany St. 0, LeMoyne 0, Plattsburgh 0, Westfield St. 0.

50—Gilyard (BS) 5.4, Ramsey (C), 600—Lathan (S) 1:16.6, Jaszczak (U), McCabe (U);

1000—tie Shaw (R) and Kirton (S) 2:23.5, Lynch (C), Hamlin (U); MILE—Verdolia (Os) 4:26.5, Thomas (BS), Havy (W); 2-MILE—Bonfiglio (C) 9:42.3, Thomas (BS), Carter (N); 55-HH—Schultz (Br) 7.5, Rossi (U), Smith (RPI).

HJ—Karafotias (S) 6-4, Suto (C), Devins (C); LJ—Devins (C) 22-9¼, McCarthy (BS), Tolbert (Bu); PV—Spiko (BS) 13-0, Bowers (R), Lucky (R); SP—Woodward (S) 48-9½, Carlson (S), Calder (C).

RELAYS—MILE—Union (Prysmka, Wood, McCabe, Jaszczak) 3:35.3, RPI, Springfield; 2-MILE—Union (Hamlin, Braham, Mendel, McCabe) 8:15.6, Rochester, Cortland.

### Western Michigan Invitational

Kalamazoo, Mich., Feb. 27, 1971

TEAMS—Adrian, Ann Arbor TC, Aquinas, Central Mich., Chicago TC, Defiance, Detroit, Eastern Mich., Grand Valley, Grand Rapids TC, Hillsdale, Kentucky, Mall City Pacers, Michigan, Oakland U., Philadelphia Pioneer, Scott Strider TC, Waterloo, Wayne St., Western Mich., Wright JC.

60—Brown (M) 6.1, Nuttal (Wr), Wallace (WM), Swanston (EM), Heard (WS); 440—Thomas (EM) 48.3, Randolph (PP), Fortus (M), Warren (WS), Syphax (M); 600—Bernard (AA) 1:10.9, Weiler (CM), Jugan (WM), Hecker (AA), Bolster (M); 880—Weiler (EM) 1:53.6, Michaelson (WM), Cornwell (M), Gorsalitz (WM), Goepf (CM); 1000—Sumner (Wat) 2:11.6, Fant (WM), Fortus (M), Wells (EM), Sinkel (CM); MILE—Gorsalitz (WM) 4:08.7, Minty (EM), LaPlante (EM), Sampson (EM), Arbour (M); 2-MILE—Lightfoot (AA) 8:51.8, Liebenberg (WM), Stintzi (WM), Gorsalitz (WM), Bennett (WM); 60-HH—Tipton (EM) 7.1, Jackson (WM), Breest (WM), Derr (CM), Johnson (MC).

HJ—Evaal (WM) 6-6¼, DeVries (EM), Clark (EM), Louthier (EM), Littlejohn (WM); LJ—Kirkland (EM) 23-½, Robinson (WS), Robertson (Wat), Craig (MC), Rosenbaum (M); PV—Barrett (AA) 15-11½, Robards (WM), Colosanti (WM), Bauman (CM), DeRidder (CM); SP—Block (M) 50-2½, Moran (M), Clark (EM), Louthier (EM), Morden (WM); 35-LB WT—Converse (WM) 58-5½, Sabatine (K), Grayson (EM), Phillips (WM), Walling (WM); TJ—Kirkland (EM) 46-1½, Thomas (WM), Robertson (Wat), Teeple (EMTC), Rosen (M).

RELAYS—MILE—Eastern Mich. (Grant, Collins, Hall, Thomas) 3:16.0, Michigan, Central Mich., Western Mich., Ann Arbor TC; SHUTTLE HURDLE—Western Mich. 29.8, Eastern Mich.

### 12th Western Michigan Relays

Kalamazoo, Mich., Jan. 22, 1971

TEAMS—Ann Arbor TC, Aquinas, Central Mich., Eastern Mich. TC, Eastern Mich., Grand Rapids JC, Henry Ford CC, Kent State, Macomb CC, Mall City Pacers, Michigan, Mich. State, Northwestern, Notre Dame, Southwest Mich., Western Mich., Western Ont.

60—Washington (MS) 6.1, Wallace (WM), Butchee (MS), Fletcher (SMC) Carlos (HF); 600—Casselman (MS) 1:11.4, Weiler (CM), Rosselit (CM), Jugan (WM), Michaelson (WM); 1000—Fortus (M) 2:15.9, Thornton (M), Bishop (WM), May (MS), Benson (CM); MILE—Pierce (M) 4:15.4, Dieters (MS), Mock (MS), Stintzi (W), Boudreau (EM); 2-MILE—Liebenberg (WM) 9:13.0, Gorsalitz (WM), Cool (GRJ), Eddy (M), Reiff (MS); 60-HH—Taylor (N) 7.2, Morrison (MS), Hartwick (MS), Jackson (WM), Martin (MS); 3000-M STEEPLECHASE—Zoppa (MS) 9:25.5, Goodchild (WM), Kilpatrick (MS), Parrett (WM), Oleck (Aq).

HJ—Bowers (AATC) 7-0, Rogers (N), Mann (M), Evaal (WM); LJ—Feezel (N) 23-10, Kirkland (EMTC), Williams (MCP), Thomas (WM), Randolph (MS); PV—Bauman (CM) 15-0, Colasanti (WM), Robards (WM), Deridder (CM); SP—Adams (M) 53-7½, VanElst (MS), Reynolds (N), Mammarella (CM), Clark (EM); 35-LM WT—Schoterman (KS) 65-11½, Accabrav (KS), Converse (WM), Grayson (EM), Kirkland (KS); TJ—Rencher (MCP) 49-2½, Allen (MS), Mack (WM), Gregory (GRJ), Thomas (WM).

RELAYS—MILE—Mich. State (Cassleman, Henderson, Murphy, Holt) 3:15.1, Northwestern, Central Mich., Mich. State "B", Western Mich.; 2-MILE—Central Mich. (Goepf, Costello, Sinkle, Fox) 7:50.9, Western Mich., Western Ont.; SPRINT MEDLEY—Eastern Mich. TC, Central Mich.; DISTANCE MEDLEY—Western Mich. (Doyle, Masterovich, Gorsalitz, Liebenberg) 10:24.4, Northwestern, Western Ont., Central Mich., Macomb CC; SHUTTLE HURDLE—Mich. State (Hartwick, Martin, Doughty, Morrison) 29.3, Notre Dame, Western Mich., Macomb CC.

# 1970 Cross-Country Championships

32nd National Collegiate Championships  
Williamsburg, Va., Nov. 23, 1970

## 1970 CROSS-COUNTRY ALL-AMERICA TEAM (First 25 Finishers)

Pos.	Name, Team	Time	Pos.	Name, Team	Time
1	Prefontaine, Oregon	28:00.2	13	Smith, Washington St.	28:45
2	Walsh, Villanova	28:08	14	Liebenberg, Western Mich.	28:46
3	Kardong, Stanford	28:10	15	Pearce, UTex. El Paso	28:47
4	Fredericks, Penn State	28:12	16	Covert, Fullerton St.	28:48
5	Bednarski, UTex. El Paso	28:14	17	Hieffield, Washington St.	28:48
6	Munson, Oregon St.	28:22	18	Harris, Western Mich.	28:50
7	Bertelsen, Ohio U.	28:28	19	McGuire, Iowa State	28:50
8	Sink, Bowling Green	28:30	20	Popejoy, Mich. State	28:55
9	Liquori, Villanova	28:37	21	Cragg, St. John's (Minn.)	28:56
10	Bringhurst, Utah	28:40	22	Carlberg, Nebraska	28:56
11	Howe, Kansas St.	28:43	23	Smith, Villanova	28:56
12	Slaney, Northern Ariz.	28:44	24	Norris, Kent State	28:59
			25	Martin, William & Mary	29:00

Pos.	Name, Team	Time	Pos.	Name, Team	Time
26	S. Savage, Oregon	29:04	55	Ryan, CP Pomona	29:27
27	Hogan, Missouri	29:07	56	Thornton, Pennsylvania	29:27
28	Legge, Indiana	29:08	57	Kelley, Indiana	29:27
29	Hayes, N.C. State	29:09	58	Romero, UTex. El Paso	29:28
30	Ritchie, Oregon	29:10	59	Dieters, Mich. State	29:28
31	Donahue, Manhattan	29:10	60	Leddy, East Tenn. St.	29:29
32	Martin, San Diego St.	29:11	61	Timm, Minnesota	29:30
33	Stewart, Okla. State	29:11	62	Nagy, Villanova	29:30
34	Elliott, Bowling Green	29:13	63	Peterson, Colorado	29:30
35	Danforth, Bowling Green	29:13	64	Maguire, Penn State	29:31
36	Anderson, Cornell	29:14	65	Michael, William & Mary	29:31
37	Mason, Villanova	29:14	66	Cook, Montana	29:31
38	James, Oregon	29:15	67	Jacobsen, Montana	29:31
39	Jacobsen, San Diego St.	29:16	68	Press, Indiana	29:32
40	Brown, Tennessee	29:16	69	Hill, UTex. El Paso	29:32
41	Warthon, Indiana St.	29:16	70	Wilson, Missouri	29:33
42	Misner, Florida St.	29:17	71	Mason, Kansas	29:33
43	Bennett, Western Mich.	29:18	72	Heierding, Oklahoma	29:34
44	Garcia, Lamar Tech	29:19	73	Hartman, Mich. State	29:34
45	Doyle, UTex. El Paso	29:20	74	Reid, Brigham Young	29:35
46	M. Savage, Oregon	29:21	75	Vornhagen, Pittsburgh	29:35
47	Visk, Missouri	29:21	76	Hill, Oregon St.	29:36
48	Wayne, Massachusetts	29:21	77	Alexander, Cornell	29:36
49	Scharnke, Wisconsin	29:21	78	Widgeon, North Carolina	29:37
50	Olson, Indiana	29:21	79	Tyson, Oregon	29:37
51	Sigmont, Houston	29:23	80	Yunck, Princeton	29:37
52	Castabeda, Colorado	29:25	81	Szabat, Pittsburgh	29:41
53	Wheeler, Duke	29:26	82	Zoppa, Mich. State	29:42
54	Stewart, LSU	29:26	83	Macias, Long Beach St.	29:44

Course—6 miles. Weather—cloudy, 49 degrees

SCORING—Villanova 85, Oregon 86, UTex. El Paso 124, Indiana 195, Western Mich. 214, Missouri 237, Mich. State 248, Bowling Green 324, San Diego St. 356, William & Mary 366, Pittsburgh 384, Minnesota 409, Penn State 420, Okla. State 431, Colorado 450, Brigham Young 458, Duke 459, Manhattan 499, Houston 520, Kansas St. 531, East Tenn. St. 543, Pennsylvania 545, Long Beach St. 548, Lehigh 566, Illinois 586, Cornell 587, Alabama 645, Cincinnati 649, Harvard 660, Texas 679, North Carolina 690, Kentucky 690, SMU 783, West Chester 791, Virginia Tech 871, Fuman 969, East Carolina 1030, Virginia 1052, Citadel 1117.

## 13th National College Division Championships Wheaton, Ill., Nov. 14, 1970

### 1970 COLLEGE DIVISION ALL-AMERICA TEAM

Pos.	Name, Team	Time	Pos.	Name, Team	Time
1	Covert, Fullerton St.	25:13	13	Furst, Eastern Mich.	25:45
2	Cragg, St. John's (Minn.)	25:17	14	Twedt, Northern Iowa	25:50
3	Minty, Eastern Mich.	25:23	15	Halling, So. Dak. St.	25:51
4	Beck, Wartburg	25:25	16	Boudreau, Eastern Mich.	25:53
5	Stonitsch, C.W. Post	25:29	17	Hunter, Mt. Union	25:54
6	Hansen, UC Davis	25:32	18	Lussenden, No. Dak. St.	25:56
7	Carpenter, Central Mich.	25:34	19	Bautista, Hayward St.	25:57
8	Tubb, Fullerton St.	25:37	20	Williams, Brockport St.	26:00
9	Ryan, CP Pomona	25:38	21	Rap, Luther	26:00
10	Spradlin, UC Davis	25:39	22	Stevens, Valparaiso	26:01
11	Busby, So. Dak. St.	25:40	23	Swanson, North Park	26:02
12	Brenay, St. Cloud St.	25:43	24	Savonen, Mankato St.	26:03
			25	Haver, UC Davis	26:04

Pos.	Name, Team	Time	Pos.	Name, Team	Time
26	Spee, Mankato St.	26:05	45	Estes, Coast Guard	26:21
27	Galloway, Eastern Mich.	26:06	46	Pealstrom, Augustana	26:21
28	MacLeod, Marietta	26:07	47	Underwood, So. Dak. St.	26:22
29	Barnum, Marietta	26:07	48	Goodell, Brockport St.	26:22
30	Wilson, Augustana	26:08	49	Dunsmore, Mankato St.	26:23
31	King, Mount Union	26:09	50	Aiello, Wayne St.	26:23
32	Casso, Fullerton St.	26:11	51	Renneberg, St. Cloud St.	26:24
33	Stumberg, Macalster	26:12	52	Bilsborrow, Eastern Mich.	26:25
34	Parker, SE Missouri	26:13	53	Skinner, Eastern Ill.	26:26
35	Yehle, Alma	26:13	54	Thompson, Fullerton St.	26:27
36	Ault, SW Missouri	26:14	55	Kreger, Alma	26:27
37	Schroeder, Valparaiso	26:15	56	Ohmstead, St. Olaf	26:28
38	Furey, Sacramento St.	26:17	57	Sheehan, Mankato St.	26:29
39	Segal, UC Davis	26:18	58	Kallman, St. John's (Minn.)	26:29
40	Griffin, Akron	26:18	59	Coleman, Wartburg	26:30
41	Bratt, North Central	26:18	60	Skaja, St. John's (Minn.)	26:30
42	Bowerman, Wabash	26:18	61	Green, Northern Iowa	26:31
43	White, Fullerton St.	26:18	62	Groves, Mount Union	26:32
44	Hitchcock, Sacramento St.	26:19	63	Hannula, Michigan Tech	26:32

Course—5 miles. Weather—overcast, 41 degrees, wind 25 MPH.

SCORING—Eastern Mich. 100, Fullerton St. 124, UC Davis 143, South Dakota St. 185, Mankato St. 211, Mount Union 221, Central Mich. 311, St. John's (Minn.) 374, Northern Iowa 380, Eastern Ill. 383, Valparaiso 408, Augustana 418, Marietta 453, C.W. Post 505, Wartburg 517, Alma 517, Swarthmore 565, SE Missouri 571, Brockport St. 574, Macalester 580, North Dakota St. 584, St. Cloud St. 599, North Central 617, St. Olaf 664, Cleveland St. 688, Luther 697, SW Missouri 702, Millersville 738, Beloit 756, Adrian 772, Western Ill. 813, Grove City 848, Wheaton 857, South Florida 863, Carleton 867, Rochester Tech 918, Southern Conn. 920, Neb. Wesleyan 923, Michigan Tech 942, SI-Edwardsville 956, Wayne St. 980, Chapman 1070, Kentucky St. 1131, Calvin 1185, North Park 1170, Chicago 1290, MacMurray 1430.

### 9th USTFF National Championships

Course—6 Miles, University Park, Pa.

SCORING—Florida TC 36, Villanova 51, UTex. El Paso 87, North Carolina TC 122, Penn State 132, Colorado 170, Kentucky 173, Lafayette 186, Villanova TC 255, Long Island AC 292, Shore AC 292, Penn State TC 331, Allegheny CC 350.

1. Shorter (F) 29:01.3, 2. Bednarski (UTEP) 29:02, 3. Walsh (V) 29:13, 4. Fredericks (PS) 29:21, 5. Bachelor (F) 29:37, 6. Galloway (F) 29:42, 7. Hartnett (V) 29:43, 8. Reilly (NYAC) 29:44, 9. Davis (Sports Int.) 29:45, 10. Hatfield (F) 29:46, 11. Jayre (NC) 29:53, 12. Liquori (V) 29:54, 13. Donnelly (Phila. AC) 30:00, 14. Smith (V) 30:01, 15. Maguire (PS) 30:02, 16. Loeschhorn (NC) 30:03, 17. Hill (UTEP) 30:04, 18. Nelson (K) 30:05, 19. Misner (F) 30:08, 20. Romero (UTEP) 30:08.



**FIRST OVER THE BARRIER** is Bowling Green's American record steeplechaser Sid Sink, who raced to a collegiate mark of 8:30.9 in national collegiate finals at Seattle. Staying with Sink in the early going are Ed Haver of UC Davis (left) and Oregon's Steve Savage. Sink set the American mark a week later, running the 3,000 meters in 8:26.4 at AAU meet in Eugene.

# RECORDS SECTION

On the following pages are listed the current official World, American, National Collegiate, and National Collegiate Championship records. Elsewhere in the Guide are listed the National Junior College and High School Records.

## World Records

Following are the official World Records as accepted by the International Amateur Athletic Federation as of September 1971.

### RUNNING EVENTS

- 100-yard—9.1—Bob Hayes (USA) St. Louis, Mo., June 21, 1963; James Hines (USA) Houston, Tex., May 13, 1967; Charlie Green (USA) Provo, Utah, June 15, 1967; J. Carlos (USA) Fresno, Cal., May 10, 1969.  
 220-yard (straightaway)—19.5—Tommie Smith (USA) San Jose, Calif., Aug. 5, 1966.  
 220-yard (turn)—20.0—Tommie C. Smith (USA) Sacramento, Cal., May 11, 1966.  
 440-yard—44.5—John Smith (USA) Eugene, Ore., June 26, 1971.  
 880-yard—1:44.9—Jim Ryun (USA) Terre Haute, Ind., June 10, 1966.  
 One-mile—3:51.1—Jim Ryun (USA) Bakersfield, Cal., June 23, 1967.  
 Two-mile—8:17.8—Emile Puttemans (Belgium) Edinburgh, Scotland, Aug. 21, 1971.  
 Three-mile—12:50.4—Ron Clarke (Australia) Stockholm, Sweden, July 5, 1965.  
 Six-mile—26:47.0—Ron Clarke (Australia) Oslo, Norway, July 14, 1965.  
 Ten-mile—47:12.8—R. Clarke (Australia) Melbourne, Australia, Mar. 9, 1965.  
 Fifteen-mile—1:12:48.2—R. Hill (G. B. & No. Ire.) Bolton, Eng., July 21, 1965.  
 One-hour—12 miles, 1478 yds.—Gaston Roulants (Belgium) Leuven, Belgium, Oct. 28, 1966.

### RUNNING EVENTS—METRIC DISTANCES

- 100-meter—9.9—Jim Hines (USA) Sacramento, Cal., June 20, 1968; Ronnie R. Smith (USA) Sacramento, Cal., June 20, 1968; Charles E. Greene (USA) Sacramento, Cal., June 20, 1968.  
 200-meter (straightaway)—19.5—Tommie Smith (USA) San Jose, Cal., Aug. 5, 1966.  
 200-meter (turn)—19.8—Tommie Smith (USA) Mexico City, Mex., Oct. 16, 1968; Don Quarrie (Jamaica) Cali, Columbia, Aug. 3, 1971.  
 400-meter—43.8—Lee Evans (USA) Mexico City, Mex., Oct. 18, 1968.  
 800-meter—1:44.3—Peter Snell (NZ) Christchurch, N. Z., Feb. 3, 1962.  
 1000-meter—2:16.2—J. May (E. Germany) Erfurt, E. Germany, July 20, 1965; F. J. Kemper (W. Germany) Hanover, W. Germany, Sept. 21, 1966.  
 1500-meter—3:33.1—Jim Ryun (USA) Los Angeles, Cal., July 8, 1967.  
 2000-meter—4:56.2—Michael Jazy (France) St. Maur, France, Oct. 12, 1966.  
 3000-meter—7:39.6—K. Keino (Kenya) Halsingborg, Sweden, Aug. 27, 1965.  
 5000-meter—13:13.6—Ron Clarke (Australia) Stockholm, Sweden, June 5, 1966.  
 10,000-meter—27:39.4—Ron Clarke (Australia) Oslo, Norway, July 14, 1965.  
 20,000-meter—53:06.2—Gaston Roulants (Belgium) Leuven, Belgium, Oct. 28, 1966.  
 25,000-meter—1:15:22.6—R. Hill (G. B. & No. Ire.) Bolton, Eng., July 7, 1965.  
 30,000-meter—1:32:25.4—Jim Hogan (Gr. Britain) Walton-on-Thames, England, Nov. 12, 1966.  
 3000-meter steeplechase—8:26.4—G. Roulants (Belgium) Brussels, Belgium, Aug. 8, 1965.

### HURDLES

- 120-yard and 110-meter high—13.0—Rod Milburn (USA) Eugene, Ore., June 25, 1971.  
 820-yard and 200-meter low (straightaway)—21.9—Don Styron (USA) Baton Rouge, La., Apr. 2, 1960.

200-meter (full turn)—22.5—Martin Lauer (Germany) Zurich, Switzerland, July 7, 1959; Glenn Davis (USA) Bern, Switzerland, Aug. 20, 1960.  
400-meter intermediate—48.1—Dave Hemery (Great Britain) Mexico City, Mex., Oct. 15, 1968.  
440-yard intermediate—49.3—Gert Potgieter (South Africa) Bloemfontein, S.A., Apr. 16, 1960.

### FIELD EVENTS

High jump—7-6¼—Pat Matzdorf (USA) Berkeley, Calif., July 3, 1971.  
Pole vault—17-10¼—J. Pennel (USA) Sacramento, Cal., June 21, 1969.  
Long jump—29-2¼—Bob Beamon (USA) Mexico City, Mex., Oct. 18, 1968.  
Triple jump—57-1—Pedro Perez (Cuba) Cali, Columbia, Aug. 5, 1971.  
Shot put—71-5½—James R. Matson (USA) College Station, Tex., Apr. 22, 1967.  
Discus throw—218-4—L. Jay Silvester (USA) Modesto, Cal., May 25, 1968.  
Hammer throw—250-8—Walter Schmidt (Germany) Lahr, Germany, Sept. 4, 1971.  
Javelin throw—304-1—J. Kinnunen (Finland) Tampere, Finland, June 18, 1969.

### RELAYS

440-yard—38.6—University of Southern Cal (E. McCullough, F. Kuller, O. J. Simpson, L. Miller) Provo, Utah, June 17, 1967.  
880-yard—1:22.1—San Jose State College (Ken Shackelford, Bob Talmadge, Lee Evans, Tommie Smith) Fresno, Cal., May 13, 1967.  
One-mile—3:02.8—Trinidad & Tobago (L. Yearwood, K. Bernard, E. Roberts, W. Mottley) Kingston, Jamaica, Aug. 13, 1966.  
Two-mile—7:16.0—USSR (A. Ustiantsev, V. Mikailov, R. Mitrofanov, O. Aiko) London, England, June 22, 1966.  
Four-mile—16:09.0—University of Oregon (Archie San Romani, Vic Reeve, Keith Forman, Dyrrol Burleson) Fresno, Calif., May 12, 1962.  
400-meter—38.2—USA (C. Greene, M. Pender, R. Smith, J. Hines) Mexico City, Mex., Oct. 19, 1968.  
800-meter—1:22.1—San Jose State College (Ken Shackelford, Bob Talmadge, Lee Evans, Tommie Smith) Fresno, Cal., May 13, 1967.  
1600-meter—2:56.1—USA (V. Matthews, R. Freeman, L. James, L. Evans) Mexico City, Mex., Oct. 20, 1968.  
3200-meter—7:08.6—West Germany (M. Kinder, W. Adams, D. Bogatski, F. J. Kemper) Wiresbaba, Germany, Aug. 13, 1966.  
6000-meter—14:49.0—Equipe de France (C. Vervoort, C. Nicolas, M. Jazy, J. Wadoux) St. Maur des Fosses, France, June 6, 1965.

### OTHER EVENTS

Decathlon—8319 points—K. Bendin (Germany) Heidelberg, Germany, May 13-14, 1967.

## American Records

*Following are the official American Records for collegiate and olympic track and field events as accepted by the Amateur Athletic Union of the United States. An American Record can be made by an American citizen competing anywhere in the world.*

### RUNNING EVENTS

100-yard—9.1—Bob Hayes (Florida A&M) St. Louis, Mo., June 21, 1963; James Hines (Tex. Southern) Houston, Tex., May 13, 1967; Charlie Greene (Nebraska) Provo, Utah, June 15, 1967; John Carlos (San Jose St.) Fresno, Cal., May 10, 1969.  
220-yard (straight)—19.5—Tommie Smith (USA) San Jose, Cal., May 7, 1966.  
220-yard (full turn)—20.0—Tommie Smith (San Jose St.) Sacramento, Calif., June 11, 1966.

440-yard—44.5—John Smith (UCLA) Eugene, Ore., June 26, 1971.  
880-yard—1:44.9—Jim Ryun (Kansas Fr.) Terre Haute, Ind., June 10, 1966.  
One-mile—3:51.1—Jim Ryun (Jayhawk AC) Bakersfield, Cal., June 23, 1967.  
Two-mile—8:22.0—George Young (USA) San Diego, Cal., June 1, 1968.  
Three-mile—12:53.0—Gerry Lindgren (Wash. State) Seattle, Wash., May 14, 1966.  
Six-mile—27:11.6—Gerry Lindgren (Inland Empire AAU) San Diego, Calif., June 27, 1965; Billy Mills (USMC) San Diego, Calif., June 27, 1965.

### RUNNING EVENTS—METRIC DISTANCES

100-meter—9.9—Jim Hines (Tex. Southern) Sacramento, Cal., June 20, 1968; Ronnie Smith (San Jose St.) Sacramento, Cal., June 20, 1968; Charles Green (Nebraska) Sacramento, Cal., June 20, 1968.  
200-meter (straightaway)—19.5—Tommie Smith (San Jose St.) San Jose, Calif., Aug. 5, 1966.  
200-meter (full turn)—20.0—Tommie Smith (San Jose St.) Sacramento, Calif., June 11, 1966.  
400-meter—43.8—Lee Evans (San Jose St.) Mexico City, Mex., Oct. 18, 1968.  
800-meter—1:44.9—Jim Ryun (Kansas) Terre Haute, Ind., June 10, 1966.  
1500-meter—3:33.1—Jim Ryun (USA) Los Angeles, Cal., July 8, 1967.  
5000-meter—13:30.4—Steve Prefontaine (Oregon) Berkeley, Calif., July 3, 1971.  
10,000-meter—28:17.6—Billy Mills (USA) Augsburg, Aug. 12, 1965.  
3000-meter steeplechase—8:26.4—Sid Sink (Bowling Green) Eugene, Ore., June 26, 1971.

### HURDLES

120-yard and 110-meter high—13.0—Rod Milburn (Southern U.) Eugene, Ore., June 25, 1971.  
220-yard and 200-meter low (straightaway)—21.9—Don Styron (NE Louisiana State) Baton Rouge, La., Apr. 2, 1960.  
200-meter low (full turn)—22.5—Glenn Davis (U.S. National Team) Bern, Switzerland, Aug. 20, 1960.  
220-yard low (full turn)—22.7—Charles Tidwell (U. of Kansas) Berkeley, Calif., June 13, 1958.  
400-meter intermediate—48.8—Geoff Vanderstock (So. Cal. Striders) So. Lake Tahoe, Cal., Sept. 11, 1968.  
440-yard intermediate—49.6—Rex Cawley (U. of So. Calif.) Albuquerque, N. M., June 15, 1963.

### FIELD EVENTS

High jump—7-6¼—Pat Matzdorf (Wisconsin) Berkeley, Calif., July 3, 1971.  
Pole vault—17-10¼—John Pennel (So. Cal. Striders) Sacramento, Cal., June 21, 1969.  
Long jump—29-2¼—Robert Beamon (Olympic Team) Mexico City, Mex., Oct. 18, 1968.  
Triple jump—55-1¼—Art Walker (So. Cal. Striders) Los Angeles, Cal., June 30, 1968.  
Shot put—71-5½—James R. Matson (Texas A&M) College Station, Tex., Apr. 22, 1967.  
Discus throw—224-5—L. Jay Silvester (Olympic Team) Reno, Nev., Sept. 18, 1968.  
Hammer throw—235-11—Edward Burke (So. Cal Striders) Bakersfield, Cal., June 22, 1967.  
Javelin throw—292-8—Mark Murro (Ariz. St.) Tempe, Ariz., May 23, 1969.

### RELAYS

440-yard (two turns)—39.0—Santa Clara Youth Village (B. Gaines, K. Clayton, J. Williams, T. Smith) Los Angeles, Cal., June 7, 1968.  
880-yard—1:22.1—San Jose St. (Ken Shackelford, Bob Talmadge, Lee Evans, Tommie Smith) Fresno, Cal., May 13, 1967.  
One-mile—3:03.5—San Jose St. (Bob Talmadge, Ken Shackelford, Lee Evans, Tommie Smith) Fresno, Cal., May 13, 1967.  
Two-mile—7:17.4—Univ. of Southern Calif. (John Link, Bruce Bess, Dave Buck, Dennis Carr) Los Angeles, Calif., May 5, 1966.  
Four-mile—16:09.0—U. of Oregon (Archie San Romani, Vic Reeve, Keith Forman, Dyrrol Burleson) Fresno, Calif., May 12, 1962.  
Distance medley (440-880-1320-mile)—9:33.0—Kansas (J. Neihouse, R. Julian, T. Bigley, J. Ryun) Lawrence, Kan., Apr. 19, 1969.

400-meter-38.2-U. S. Olympic Team (C. Greene, M. Pender, R. Smith, J. Hines) Mexico City, Mex., Oct. 20, 1968.  
 1600-meter-2:56.1-U. S. Olympic Team (V. Matthews, R. Freeman, L. James, L. Evans) Mexico City, Mex., Oct. 20, 1968.

#### OTHER EVENTS

Decathlon-8417 points-William A. Toomey (So. Cal. Striders) Los Angeles, Cal., Dec. 10-11, 1969.  
 Pentathlon-3764 points-Bill Toomey (So. Cal. Striders) Westbrook, Me., July 8, 1964.

## National Collegiate Records

*Made by undergraduate collegiate competitors from four-year, degree granting institutions, representing a varsity team (freshmen included if representing the varsity team) of their institution or a United States national team, and accepted by the Track and Field Rules Committee of the NCAA. Athletes are considered to be collegians throughout their four years of competition, summer vacations, and through September 1, after the date of graduation. Claims for National Collegiate records should be sent to Walter Byers, NCAA, Midland Building, Kansas City, Mo., on the prescribed application form which may be obtained from the NCAA.*

#### RUNNING EVENTS

100-yard-9.1-James Hines (Tex. Southern) Houston, Tex., May 13, 1967; Charles Greene (Nebraska) Provo, Utah, June 15, 1967; John Carlos (San Jose St.) Fresno, Cal., May 10, 1969.  
 220-yard (straightaway)-19.5-Tommie Smith (San Jose) San Jose, Calif., May 7, 1966.  
 220-yard (turn)-20.0-Tommie C. Smith (San Jose St.) Sacramento, Cal., May 11, 1966.  
 440-yard-44.5-John Smith (UCLA) Eugene, Ore., June 26, 1971.  
 880-yard-1:45.9-Byron Dyce (NYU) Knoxville, Tenn., June 21, 1969.  
 One-mile-3:51.1-Jim Ryun (Kansas) Bakersfield, Cal., June 23, 1967.  
 Two-mile-8:33.2-Arne Kvalheim (Oregon) Eugene, Ore., Apr. 20, 1968; Steve Prefontaine (Oregon) Eugene, Ore., Mar. 20, 1971.  
 Three-mile-12:53.0-Gerry Lindgren (Wash. State) Seattle, Wash., May 14, 1966.  
 Six-mile-27:24.6-Garry Bjorklund (Minnesota) Des Moines, Iowa, Apr. 24, 1971.

#### RUNNING EVENTS-METRIC DISTANCES

100-meter-9.9-Ronnie Ray Smith (San Jose St.) Sacramento, Cal., June 20, 1968.  
 200-meter (straightaway)-19.5-Tommie Smith (San Jose) San Jose, Calif., May 7, 1966.  
 200-meter (turn)-20.0-Tommie C. Smith (San Jose St.) Sacramento, Cal., May 11, 1966.  
 400-meter-43.8-Lee Evans (San Jose St.) Mexico City, Mex., Oct. 18, 1968.  
 800-meter-1:45.0-Wade Ball (Oregon) Los Angeles, Cal., July 9, 1967.  
 1500-meter-3:33.1-Jim Ryun (Kansas) Los Angeles, Cal., July 8, 1967.  
 5000-meter-13:30.4-Steve Prefontaine (Oregon) Berkeley, Calif., July 3, 1971.  
 10,000-meter-28:40.2-Gerry Lindgren (Wash. State) Dusseldorf, W. Germany, Aug. 17, 1969.  
 3000-meter steeplechase-8:26.4-Sid Sink (Bowling Green) Seattle, Wash., June 19, 1971.

#### HURDLES

120-yard and 110-meter high-13.0-Rod Milburn (Southern U.) Eugene, Ore., June 25, 1971.  
 400-meter intermediate-48.8-Ralph Mann (Brigham Young) Des Moines, Ia., June 20, 1970.  
 440-yard intermediate-48.8-Ralph Mann (Brigham Young) Des Moines, Ia., June 20, 1970.

#### FIELD EVENTS

High jump-7-6¼-Pat Matzdorf (Wisconsin) Berkeley, Calif., July 3, 1971.  
 Pole vault-17-9-Bob Seagren (Southern Cal) S. Lake Tahoe, Cal., Sept. 12, 1968.  
 Long jump-27-½-Ralph Boston (Tennessee A&I) Modesto, Calif., May 17, 1961.  
 Triple jump-55-9¼-Pertti Pousi (Brigham Young) Kourttane, Finland, June 23, 1968.

Shot put-71-5½-James R. Matson (Texas A&M) College Station, Tex., Apr. 22, 1967.  
 Discus throw-213-9¼-James R. Matson (Texas A&M) College Station, Tex., Apr. 8, 1967.  
 Hammer throw-227-10-Jacques Accambray (Kent State) Seattle, Wash., June 18, 1971.  
 Javelin throw-300-0-Mark Murro (Arizona St.) Tempe, Ariz., Mar. 27, 1970.

#### RELAYS

440-yard-38.6-Southern Cal (Earl McCullough, Fred Kuller, O. J. Simpson, Lennox Miller) Provo, Utah, June 17, 1967.  
 880-yard-1:21.7-Texas A&M (Donny Rogers, Rookie Woods, Marvin Mills, Curtis Mills) Des Moines, Ia., Apr. 24, 1970.  
 One-mile-3:03.4-UCLA (J. Smith, L. Van Hofwegen, A. Young, W. Collett) Knoxville, Tenn., June 21, 1969.  
 Two-mile-7:16.3-Kansas St. (Dale Alexander, David Peterson, Robert Barratti, Ken Swenson) Des Moines, Ia., Apr. 24, 1970.  
 Four-mile-16:09.0-Oregon (Archie San Romani, Vic Reeve, Keith Forman, Dyrol Burleson) Fresno, Calif., May 12, 1962.  
 Sprint medley (440-220-220-880)-3:15.2-Kansas (Ard, Olison, Peck, Ryun) Austin, Tex., Mar. 31, 1967.  
 Distance medley (440-880-1320-mile)-9:33.0-Kansas (J. Neihouse, R. Julian, T. Bigley, J. Ryun) Lawrence, Kan., Apr. 19, 1969.  
 480-yard shuttle hurdles-56.7-Kansas (Ken Gaines, Lee Adams, Dave Stevens, George Byers) Des Moines, Ia., Apr. 1968; Mich. State (Wayne Hartwick, Dave Martin, Howard Doughty, John Morrison) Des Moines, Ia., Apr. 1971.

## National Collegiate Championship Records

*The best performances made in the annual National Collegiate Athletic Association Track and Field (Outdoor and Indoor) Championship Meets and accepted by the NCAA.*

### OUTDOOR RECORDS

#### RUNNING EVENTS

100-yard-9.1-Charles Greene (Nebraska) Provo, Utah, June 15, 1967.  
 220-yard (straightaway)-20.4-Ralph Metcalfe (Marquette) Chicago, Ill., June 17, 1933; Melvin Patton (Southern Calif.) Los Angeles, Calif., June 18, 1949.  
 220-yard (turn)-20.2-Tommie Smith (San Jose St.) Provo, Utah, June 15, 1967; John Carlos (San Jose St.) Knoxville, Tenn., June 21, 1969.  
 440-yard (two turns)-44.7-Curtis Mills (Texas A&M) Knoxville, Tenn., June 21, 1969.  
 880-yard-1:45.9-Byron Dyce (NYU) Knoxville, Tenn., June 21, 1969.  
 One-mile-3:57.6-Marty Liquori (Villanova) Seattle, Wash., June 19, 1971.  
 Two-mile-8:46.4-Alex Henderson (Arizona State U.) Berkeley, Calif., June 13, 1958.  
 Three-mile-13:20.1-Steve Prefontaine (Oregon) Seattle, Wash., June 19, 1971.  
 Six-mile-27:43.1-Garry Bjorklund (Minnesota) Seattle, Wash., June 18, 1971.

#### RUNNING EVENTS-METRIC DISTANCES

100-meter-10.1-Harry Jerome (Oregon) Eugene, Ore., June 18-20, 1964; Lennox Miller (Southern Cal) Berkeley, Cal., June 14, 1968.  
 200-meter (straightaway)-20.3-Ralph Metcalfe (Marquette) Chicago, Ill., June 11, 1932.  
 200-meter (full turn)-20.5-Henry Carr (Arizona St.) Albuquerque, N.M., June 15, 1963.  
 400-meter (two turns)-45.0-Lee Evans (San Jose St.) Berkeley, Cal., June 15, 1968.  
 800-meter-1:46.4-George Kerr (Illinois) Berkeley, Calif., June 18, 1960.

1500-meter-3:39.9-David A. Patrick (Villanova) Berkeley, Cal., June 15, 1968.  
 5000-meter-13:57.2-Gerry Lindgren (Wash. State) Berkeley, Cal., June 15, 1968.  
 10,000-meter-29:37.8-Dan Murphy (San Jose St.) Eugene, Ore., June 18-29, 1964.  
 3000-meter steeplechase-8:30.9-Sidney Sink (Bowling Green) Seattle, Wash., June 19, 1971.

**HURDLES**

120-yard high-13.2-Ervin Hall (Villanova) Knoxville, Tenn., June 19, 1969.  
 110-meter high-13.7-Lee Calhoun (North Carolina Col.) Berkeley, Calif., June 16, 1956; Bobby May (Rice) Eugene, Ore., June 18-20, 1964  
 440-yard and 400-meter intermediate-48.8-Ralph Mann (Brigham Young) Des Moines, Ia., June 20, 1970.

**FIELD EVENTS**

High jump-7-3-Reynaldo Brown (Cal Poly) Seattle, Wash., June 19, 1971.  
 Pole vault-17-7-Bob Seagren (Southern Cal) Knoxville, Tenn., June 21, 1969; Jan Johnson (Kansas), Des Moines, Ia., June 20, 1970.\*  
 Long jump-26-9/4-Gayle Hopkins (Arizona) Eugene, Ore., June 18-20, 1964.  
 Shot put-67-9/4-James R. Matson (Texas A&M) Provo, Utah, June 16, 1967.  
 Discus throw-200-8-John van Reenan (Wash. State) Knoxville, Tenn., June 21, 1969.  
 Hammer throw-227-10-Jacques Accambay (Kent State) Seattle, Wash., June 18, 1971.  
 Javelin throw-273-3-Bill Skinner (Tennessee) Knoxville, Tenn., June 19, 1969.  
 Triple jump-53-7 1/2-Alden Rogers (UCLA) Seattle, Wash., June 19, 1971.  
 \*Made indoors due to adverse weather conditions.

**RELAYS**

440-yard-38.6-Southern Cal (Earl McCullough, Fred Kuller, O. J. Simpson, Lennox Miller) Provo, Utah, June 17, 1967.  
 One-mile-3:03.4-UCLA (J. Smith, L. Van Hofwegen, A. Young, W. Collett) Knoxville, Tenn., June 21, 1969.

**OTHER EVENTS**

Decathlon-7456-Ray Hupp (Ohio State) Seattle, Wash., June 17-18, 1971.

**INDOOR RECORDS****RUNNING EVENTS**

60-yard-5.9-Herb Washington (Mich. State) Detroit, Mich., Mar. 14, 1970.  
 440-yard-47.0-G. Larry James (Villanova) Detroit, Mich., Mar. 16, 1968.  
 600-yard-1:09.4-Martin McGrady (Central State) Detroit, Mich., Mar. 12, 1966.  
 800-yard-1:48.9-David Patrick (Villanova) Detroit, Mich., Mar. 11, 1967.  
 1000-yard-2:07.4-Robert Wheeler (Duke) Detroit, Mich., Mar. 12, 1971.  
 One-mile-3:58.5-James R. Ryun (Kansas) Detroit, Mich., Mar. 11, 1967.  
 Two-mile-8:34.7-Gerry Lindgren (Wash. State) Detroit, Mich., Mar. 11, 1967.

**HURDLES**

60-yard high-6.9-Thomas Hill (Ark. State) Detroit, Mich., Mar. 14, 1970.

**FIELD EVENTS**

High jump-7-2-Patrick Matzdorf (Wisconsin) Detroit, Mich., Mar. 12, 1971.  
 Pole vault-17-4-Bob Seagren (Southern Cal) Detroit, Mich., Mar. 11, 1967.  
 Long jump-27-3/4-Bob Beamon (UTex. El Paso) Detroit, Mich., Mar. 15, 1968.  
 Shot put-67-2 1/4-Karl Salb (Kansas) Detroit, Mich., Mar. 13, 1970.  
 35-lb. weight-68-10 1/4-Albert Schoterman (Kent State) Detroit, Mich., Mar. 12, 1971.  
 Triple jump-52-9/4-Mohinder Gill (Cal Poly) Detroit, Mich., Mar. 12, 1971.

**RELAYS**

One-mile-3:14.4-Villanova (Harold Nichter, Hardge Davis, Ken Prince, Larry James) Detroit, Mich., Mar. 16, 1968.  
 Two-mile-7:25.7-Kansas (Dennis Stewart, Jim Niehouse, Roger Kathol, Brian McElroy) Detroit, Mich., Mar. 14, 1970.  
 Distance medley (440-880-1320-mile)-9:44.6-Kansas State (Charles Harper, Terry Holbrook, Wes Dutton, Conrad Nightingale) Detroit, Mich., Mar. 11, 1967.

## National Collegiate Championship Records College Division

*The best performances made in the annual National Collegiate Athletic Association College Division Track and Field Championships and accepted by the NCAA Rules Committee.*

**RUNNING EVENTS**

100-yard-9.3-Darel Newman (Fresno St.) Fresno, Cal., June 13, 1964.  
 220-yard-20.5-Bob Hayes (Florida A&M) Fresno, Cal., June 13, 1964.  
 440-yard-46.2-Clyde McPherson (Adelphi) St. Paul, Minn., June 13, 1970.  
 880-yard-1:48.3-Jay Fabian (Ashland) Sacramento, Cal., June 12, 1971.  
 One-mile-4:02.5-Tom O'Hara (Loyola) Chicago, Ill., June 13, 1963.  
 Three-mile-13:36.4-Gordon Minty (Eastern Mich.) Sacramento, Cal., June 12, 1971.  
 Six-mile-28:45.7-Gordon Minty (Eastern Mich.) Sacramento, Cal., June 11, 1971.

**RUNNING EVENTS—METRIC DISTANCES**

100-meter-10.3-Cecil Turner (Cal Poly SLO) Hayward, Cal., June 8, 1968.  
 200-meter (full turn)-20.7-Clyde Glosson (Trinity) Hayward, Cal., June 8, 1968.  
 400-meter-47.7-Exodus Lett (Ashland) Hayward, Cal., June 8, 1968.  
 800-meter-1:50.4-Mike Eck (Fullerton St.) Hayward, Cal., June 8, 1968.  
 1500-meter-3:47.4-John Kerr (Ball State) Hayward, Cal., June 8, 1968.  
 5000-meter-14:29.0-Grant Colehour (Eastern Ky.) Hayward, Cal., June 8, 1968.  
 10,000-meter-30:33.6-Grant Colehour (Eastern Ky.) Hayward, Cal., June 7, 1968.  
 3000-meter steeplechase-8:51.1-Ed Haver (UC Davis) Sacramento, Cal., June 12, 1971.

**HURDLES**

120-yard high-13.5-Rodney Milburn (Southern U.) Sacramento, Cal., June 12, 1971.  
 440-yard intermediate-51.0-Andrew Bell (American U.) Ogden, Utah, June 10, 1967.

**FIELD EVENTS**

High jump-7-1 1/2-Reynaldo Brown (Cal Poly) Sacramento, Cal., June 12, 1971.  
 Pole vault-16-1-Peter Chen (American U.) Hayward, Cal., June 8, 1968.  
 Long jump-26-0-Sid Nickolas (Fresno St.) Fresno, Cal., June 13, 1964.  
 Shot put-60-10-Houston Ridge (San Diego St.) Chicago, Ill., June 11, 1966.  
 Discus throw-178-11 1/2-Stan McDonald (Lincoln) Ogden, Utah, June 10, 1967.  
 Hammer throw-195-1-August Zilinear (Monmouth) Hayward, Cal., June 7, 1968.  
 Javelin throw-239-8-Darol Wintle (Weber State) Hayward, Cal., June 8, 1968.  
 Triple jump-53-9-John Craft (Eastern Illinois) Ashland, O., June 13, 1969.

**RELAYS**

440-yard-40.4-Cal Poly SLO (C. Turner, L. DeWinter, R. Smith, J. Edmondson) Hayward, Cal., June 8, 1968; N.C. Central (Ken Thompson, James Stewart, Floyd Williams, Larry Black) St. Paul, Minn., June 13, 1970.  
 One-mile-3:07.5-Adelphi (Ray Lee, Keith Davis, Dennis Walker, Clyde McPherson) Sacramento, Cal., June 12, 1971.

**OTHER EVENTS**

Decathlon-7269 points-Steve Gough (Seattle Pacific) St. Paul, Minn., June 11-12, 1970.



## All-Time National Collegiate Championship Results

Year	Site or Host	Team Champion, Coach	Runner-up
1921	Chicago	ILLINOIS, Harry L. Gill	Notre Dame
1922	Chicago	CALIFORNIA, Walter Christie	Penn State
1923	Chicago	MICHIGAN, Stephen J. Farrell	Miss. State
1925	Chicago	STANFORD, R. L. (Dink) Templeton	Unofficial Championships
1926	Chicago	SOUTHERN CAL, Dean Cromwell	Unofficial Championships
1927	Chicago	ILLINOIS, Harry L. Gill	Ohio State
1928	Chicago	STANFORD, R. L. (Dink) Templeton	Washington
1929	Chicago	OHIO STATE, Frank R. Castleman	Washington
1930	Chicago	SOUTHERN CAL, Dean Cromwell	Ohio State
1931	Chicago	SOUTHERN CAL, Dean Cromwell	Ohio State
1932	Chicago	INDIANA, Earle C. (Billy) Hayes	Ohio State
1933	Chicago	LOUISIANA ST., Bernie H. Moore	Southern Cal
1934	Southern Cal	STANFORD, R. L. (Dink) Templeton	Southern Cal
1935	California	SOUTHERN CAL, Dean Cromwell	Ohio State
1936	Chicago	SOUTHERN CAL, Dean Cromwell	Stanford
1937	California	SOUTHERN CAL, Dean Cromwell	Stanford
1938	Minnesota	SOUTHERN CAL, Dean Cromwell	Stanford
1939	Southern Cal	SOUTHERN CAL, Dean Cromwell	Stanford
1940	Minnesota	SOUTHERN CAL, Dean Cromwell	Stanford
1941	Stanford	SOUTHERN CAL, Dean Cromwell	Indiana
1942	Nebraska	SOUTHERN CAL, Dean Cromwell	Ohio State
1943	Northwestern	SOUTHERN CAL, Dean Cromwell	California
1944	Marquette	ILLINOIS, Leo Johnson	Notre Dame
1945	Marquette	NAVY, E. J. Thomson	Illinois
1946	Minnesota	ILLINOIS, Leo Johnson	Southern Cal
1947	Utah	ILLINOIS, Leo Johnson	Southern Cal
1948	Minnesota	MINNESOTA, James Kelly	Southern Cal
1949	Southern Cal	SOUTHERN CAL, Jess Hill	UCLA
1950	Minnesota	SOUTHERN CAL, Jess Hill	Stanford
1951	Washington	SOUTHERN CAL, Jess Mortensen	Cornell U.
1952	California	SOUTHERN CAL, Jess Mortensen	San Jose St.
1953	Nebraska	SOUTHERN CAL, Jess Mortensen	Illinois
1954	Michigan	SOUTHERN CAL, Jess Mortensen	Illinois
1955	Southern Cal	SOUTHERN CAL, Jess Mortensen	UCLA
1956	California	UCLA, Elvin (Ducky) Drake	Kansas
1957	Texas	VILLANOVA, James Elliott	California
1958	California	SOUTHERN CAL, Jess Mortensen	Kansas
1959	Nebraska	KANSAS, M. E. Easton	San Jose St.
1960	California	KANSAS, M. E. Easton	Southern Cal
1961	Pennsylvania	SOUTHERN CAL, Jess Mortensen	Oregon
1962	Oregon	OREGON, William J. Bowerman	Villanova
1963	New Mexico	SOUTHERN CAL, Vern Wolfe	Stanford
1964	Oregon	OREGON, William J. Bowerman	San Jose St.
1965	California	OREGON, Wm. J. Bowerman and	SOUTHERN CAL, Vern Wolfe [Tie]
1966	Indiana	UCLA, Jim Bush	Brigham Young
1967	Brigham Young	SOUTHERN CAL, Vern Wolfe	Oregon
1968	California	SOUTHERN CAL, Vern Wolfe	Wash. State
1969	Tennessee	SAN JOSE ST., Bud Winter	Kansas
1970	Drake	OREGON, Wm. J. Bowerman; KANSAS, Bob Timmons; and BRIGHAM YOUNG, Clarence Robison [Tie]	Southern Cal
1971	Washington	UCLA, Jim Bush	Southern Cal

NOTE—No meet held in 1924.

## All-Time Individual Champions

100-YARD DASH		100-YARD DASH—cont.			
1921	Leonard Paulu, Grinnell	10.0	1926	Roland A. Locke, Nebraska	9.9
1922	Leonard Paulu, Grinnell	9.9	1927	Fred Alderman, Mich. State	9.9
1923	Lou Clarke, Johns Hopkins	9.9	1928	Claude A. Bracey, Rice	9.6
1925	W. DeHart Hubbard, Michigan	9.8	1929	George Simpson, Ohio State	9.4

100-YARD DASH—cont.		220-YARD DASH—cont.			
1930	Frank Wykoff, So. Cal	9.4	1943	Hal Davis, California	21.4
1931	Frank Wykoff, So. Cal	9.6	1944	Buddy Young, Illinois	21.6
1932	Ralph Metcalfe, Marquette	*10.2	1945	Earl Collins, Texas	22.4
1933	Ralph Metcalfe, Marquette	9.4	1946	Herb McKenley, Illinois	21.3
1934	Ralph Metcalfe, Marquette	9.7	1947	Herb McKenley, Illinois	20.7
1935	Jesse Owens, Ohio State	9.8	1948	Mel Patton, So. Cal.	*20.7
1936	Jesse Owens, Ohio State	*10.2	1949	Mel Patton, So. Cal.	20.4
1937	Sam Stoller, Michigan	9.7	1950	Charley Parker, Texas	21.5
1938	Mozelle Ellerbe, Tuskegee	9.7	1951	George Rhoden, Morgan St.	20.7
1939	Mozelle Ellerbe, Tuskegee	9.8	1952	Jim Ford, Drake	*21.0
1940	Norwood Ewell, Penn State	9.6	1953	Thane Baker, Kansas St.	21.5
1941	Norwood Ewell, Penn State	9.6	1954	Charles Thomas, Texas	20.7
1942	Hal Davis, California	9.6	1955	Jim Golliday, Northwestern	21.1
1943	Hal Davis, California	10.0	1956	Bobby Morrow, Ab. Christian	*20.6
1944	Budy Young, Illinois	9.7	1957	Bobby Morrow, Ab. Christian	21.0
1945	John Van Velzer, Navy	10.1	1958	Ed Collymore, Villanova	20.7
1946	William Mathis, Illinois	9.6	1959	Ray Norton, San Jose St.	20.9
1947	Mel Patton, So. Cal.	9.7	1960	Charles Tidwell, Kansas	*20.8
1948	Mel Patton, So. Cal.	*10.4	1961	Frank Budd, Villanova	20.8
1949	Mel Patton, So. Cal.	9.7	1962	Harry Jerome, Oregon	20.8
1950	Bob Boyd, Loyola (Cal.)	9.8	1963	Henry Carr, Arizona St.	20.5
1951	Art Bragg, Morgan State	9.6	1964	Bob Hayes, Florida A&M	*20.4
1952	Jim Golliday, Northwestern	*10.4	1965	Earl Horner, Villanova	21.1
1953	Willie Williams, Illinois	9.7	1966	Tom Jones, UCLA	20.9
1954	Willie Williams, Illinois	9.5	1967	Tommie Smith, San Jose St.	20.2
1955	Jim Golliday, Northwestern	9.6	1968	Emmett Taylor, Ohio	*20.8
1956	Bobby Morrow, Ab. Christian	*10.4	1969	John Carlos, San Jose St.	20.2
1957	Bobby Morrow, Ab. Christian	9.4	1970	Willie Turner, Oregon St.	20.6
1958	Ira Murchison, West. Mich.	9.5	1971	Larry Black, N.C. Central	20.5
1959	Charles Tidwell, Kansas	9.3	*—200 meters (218.72 yards)		
1960	Charles Tidwell, Kansas	*10.2	<b>440-YARD DASH</b>		
1961	Frank Budd, Villanova	9.4	1921	Frank J. Shea, Pittsburg	49.0
1962	Frank Budd, Villanova	9.4	1922	C. S. Cochran, Miss. State	49.7
1963	Larry Questad, Stanford	9.7	1923	C. S. Cochran, Miss. State	49.2
1964	Harry Jerome, Oregon	*10.1	1925	Hermon Phillips, Butler	49.4
1965	Charles Greene, Nebraska	9.4	1926	Hermon Phillips, Butler	48.7
1966	Charles Greene, Nebraska	9.3	1927	Hermon Phillips, Butler	48.5
1967	Charles Greene, Nebraska	9.2	1928	E. L. Spencer, Stanford	47.7
1968	Lennox Miller, So. Cal.	*10.1	1929	Russell Walter, Northwestern	47.9
1969	John Carlos, San Jose St.	9.2	1930	Reginald Bowen, Pittsburgh	48.0
1970	Eddie Hart, California	9.4	1931	Victor Williams, So. Cal.	48.3
1971	Harrington Jackson, UTEP	9.5	1932	Alex Wilson, Notre Dame	*48.0
*—100 meters (109.36 yards)			1933	Glen Hardin, LSU	47.1
<b>220-YARD DASH</b>			1934	Glen Hardin, LSU	47.0
1921	Eric Wilson, Iowa	22.6	1935	James LuValle, UCLA	47.7
1922	Leonard Paulu, Grinnell	21.8	1936	Archie Williams, California	*47.0
1923	Eric Wilson, Iowa	21.9	1937	Loren Benke, Wash. State	47.1
1925	Glen Gray, Butler	21.9	1938	Ray Malloff, Stanford	46.8
1926	Roland Locke, Nebraska	20.9	1939	Erwin Miller, So. Cal.	47.5
1927	Fred Alderman, Mich. State	21.1	1940	Lee Orr, Wash. State	47.3
1928	Claude A. Bracey, Rice	20.9	1941	Hubert Kerns, So. Cal.	46.6
1929	George Simpson, Ohio State	20.8	1942	Cliff Bourland, So. Cal.	48.2
1930	George Simpson, Ohio State	20.7	1943	Cliff Bourland, So. Cal.	48.5
1931	Eddie Tolan, Michigan	21.5	1944	Elmore Harris, Morgan St.	47.9
1932	Ralph Metcalfe, Marquette	*20.3	1945	William Kash, Navy	49.8
1933	Ralph Metcalfe, Marquette	20.4	1946	Herb McKenley, Illinois	47.5
1934	Ralph Metcalfe, Marquette	20.9	1947	Herb McKenley, Illinois	46.2
1935	Jesse Owens, Ohio State	21.5	1948	Norman Rucks, S. Carolina	*47.2
1936	Jesse Owens, Ohio State	*21.3	1949	Charles Moore, Cornell	47.0
1937	Ben Johnson, Columbia	21.3	1950	George Rhoden, Morgan St.	47.2
1938	Mack Robinson, Oregon	21.3	1951	George Rhoden, Morgan St.	46.5
1939	Clyde Jeffrey, Stanford	21.1	1952	George Rhoden, Morgan St.	*46.3
1940	Norwood Ewell, Penn State	21.1	1953	Jim Lea, So. Cal.	47.0
1941	Norwood Ewell, Penn State	21.1	1954	Jim Lea, So. Cal.	46.7
1942	Hal Davis, California	21.2	1955	J. W. Mashburn, Okla. State	46.6

**440-YARD DASH—cont.**

1956 J. W. Washburn, Okla. State	*46.4
1957 Bob McMurray, Morgan St.	46.8
1958 Glen Davis, Ohio State	45.7
1959 Eddie Southern, Texas	46.4
1960 Ted Woods, Colorado	*45.7
1961 Adolph Plummer, New Mexico	46.2
1962 Hubert Brown, Morgan St.	46.9
1963 Ulis Williams, Arizona St.	45.8
1964 Ulis Williams, Arizona St.	*45.9
Bob Tobler, Brigham Young	*45.9
1965 Jim Kemp, Kentucky St.	46.2
1966 Dwight Middleton, So. Cal.	46.3
1967 Emmett Taylor, Ohio	45.9
1968 Lee Evans, San Jose St.	*45.0
1969 Curtis Mills, Texas A&M	44.7
1970 Larry James, Villanova	45.5
1971 John Smith, UCLA	45.3

\*—400 meters (437.44 yards)

**880-YARD RUN**

1921 Earl Eby, Pennsylvania	1:57.4
1922 Alan Helfrich, Penn State	1:58.1
1923 Alan Helfrich, Penn State	1:56.3
1925 James Charteris, Washington	1:55.4
1926 Alvo Martin, Northwestern	**1:51.7
1927 John F. Sittig, Illinois	1:54.2
1928 Virgil Jess Gist, Chicago	1:54.4
1929 Edwin B. Genung, Washington	1:55.0
1930 Orval J. Martin, Purdue	1:54.1
1931 Dale Letts, Chicago	1:53.5
1932 Charles Hornbostel, Indiana	*1:52.7
1933 Charles Hornbostel, Indiana	1:50.9
1934 Charles Hornbostel, Indiana	1:51.0
1935 Elroy Robinson, Fresno St.	1:52.9
1936 Charles Beetham, Ohio State	*1:53.0
1937 John Woodruff, Pittsburgh	1:50.3
1938 John Woodruff, Pittsburgh	1:51.3
1939 John Woodruff, Pittsburgh	1:51.3
1940 Campbell Kane, Indiana	1:51.5
1941 Campbell Kane, Indiana	1:51.2
1942 Bill Lyda, Oklahoma	1:50.8
1943 Joe Nowicki, Fordham	1:54.2
1944 Robert L. Kelley, Illinois	1:55.1
1945 Ross Hume, Michigan	1:55.7
1946 Lewis Smith, Va. Union	1:52.6
1947 William Clifford, Ohio State	1:50.8
1948 Mal Whitfield, Ohio State	1:51.1
1949 Mal Whitfield, Ohio State	1:50.3
1950 Bill Brown, Morgan St.	1:51.2
1951 John Barnes, Occidental	1:50.7
1952 John Barnes, Occidental	*1:49.6
1953 Lang Stanley, San Jose St.	1:52.4
1954 Arnold Sowell, Pittsburgh	1:50.5
1954 Arnold Sowell, Fordham	1:49.5
1955 Tom Courtney, Fordham	*1:46.7
1956 Arnold Sowell, Pittsburgh	1:47.2
1957 Don Bowden, California	1:48.6
1958 Ron Delany, Villanova	1:47.8
1959 George Kerr, Illinois	*1:46.4
1960 George Kerr, Illinois	1:48.3
1961 John Bork, Western Mich.	1:48.2
1962 Jim Dupree, Southern Ill.	1:48.0
1963 Norm Hoffman, Oregon State	*1:48.5
1964 Tom Farrell, St. John's	1:48.1
1965 Tom Farrell, St. John's	1:47.9
1966 Peter Scott, Nebraska	1:47.9
1967 Wade Bell, Oregon	1:47.6

**880-YARD RUN—cont.**

1968 Byron Dyce, NYU	*1:47.3
1969 Byron Dyce, NYU	1:45.9
1970 Ken Swenson, Kansas St.	1:46.3
1971 Mark Winzenried, Wisconsin	1:48.8

\*—800 meters (874.89 yards)

\*\*—Race was 22 feet, 3 inches short.

**MILE RUN**

1921 Ray Watson, Kansas St.	4:23.4
1922 Larry Shields, Penn State	4:20.4
1923 Schuyler Enck, Penn State	4:27.4
1925 Jim Reese, Texas	4:18.8
1926 Charles Judge, Notre Dame	4:22.5
1927 Ray Conger, Iowa State	4:17.6
1928 Rufus Kiser, Washington	4:17.6
1929 Wilbur C. Getz, Alfred	4:19.4
1930 Joseph Sivak, Butler	4:19.3
1931 Ray Putnam, Iowa State	4:18.0
1932 Glenn Cunningham, Kansas	*3:53.0
1933 Glenn Cunningham, Kansas	4:08.8
1934 William Bonthron, Princeton	4:08.9
1935 Archie San Romani, Emp. St.	4:19.1
1936 Archie San Romani, Emp. St.	*3:53.0
1937 Charles Fenske, Wisconsin	4:13.9
1938 Louis Zamperini, So. Cal.	4:08.3
1939 Louis Zamperini, So. Cal.	4:13.6
1940 John Munski, Missouri	4:14.7
1941 Leslie MacMitchell, NYU	4:10.4
1942 Bob Ginn, Nebraska	4:11.1
1943 Don Burnham, Dartmouth	4:19.1
1944 Robert Hume, Michigan	4:16.6
Ross Hume, Michigan	4:16.6
1945 Ross Hume, Michigan	4:18.5
1946 Robert Rehberg, Illinois	4:15.2
1947 Gerry Karver, Penn State	4:17.2
1948 Don Gehrmann, Wisconsin	*3:54.3
1949 Don Gehrmann, Wisconsin	4:09.6
1950 Don Gehrmann, Wisconsin	4:12.4
1951 Warren Druetzler, Mich. St.	4:08.8
1952 Bob McMillen, Occidental	*3:50.7
1953 Wess Santee, Kansas	4:03.7
1954 Bill Dellinger, Oregon	4:13.8
1955 Jim Bailey, Oregon	4:05.6
1956 Ron Delany, Villanova	*3:47.3
1957 Ron Delany, Villanova	4:06.5
1958 Ron Delany, Villanova	4:03.5
1959 Jim Grelle, Oregon	4:03.9
1960 Dyrrol Burleson, Oregon	*3:44.2
1961 Dyrrol Burleson, Oregon	4:00.5
1962 Dyrrol Burleson, Oregon	3:59.8
1963 Morgan Groth, Oregon St.	4:05.3
1964 Morgan Groth, Oregon St.	*3:40.4
1965 Bob Day, UCLA	4:01.8
1966 David Patrick, Villanova	4:02.1
1967 Jim Ryan, Kansas	4:03.5
1968 David Patrick, Villanova	*3:39.9
1969 Marty Liquori, Villanova	3:57.7
1970 Marty Liquori, Villanova	3:59.9
1971 Marty Liquori, Villanova	3:57.6

\*—1,500 meters (1640.42 yards)

**TWO-MILE RUN**

1921 John Romig, Penn State	9:31.0
1922 Lloyd Rathbun, Iowa State	9:32.1
1923 Verne Booth, Johns Hopkins	9:32.2

**TWO-MILE RUN—cont.**

1925 John Devine, Wash. State	9:32.8
1926 Arnold Gillette, Montana	9:40.3
1927 Melvin Shimek, Marquette	9:34.4
1928 David Abbott, Illinois	9:28.8
1929 David Abbott, Illinois	9:30.0
1930 Harold Manning, Wichita St.	9:18.1
1931 Clark Chamberlain, Mich. St.	9:23.0
1932 Charles Shugert, Miami (O.)	9:16.7
1933 Michael Pilbrow, Grinnell	9:22.8
1934 Ray Crowley, Manhattan	9:22.4
1935 Floyd Lochner, Oklahoma	9:26.8
1936 Donald Lash, Indiana	*14:58.5
1937 Greg Rice, Notre Dame	9:14.2
1938 Walter Mehl, Wisconsin	9:11.1
1939 Greg Rice, Notre Dame	9:02.6
1940 Roy Fehr, Mich. State	9:18.9
1941 Fred Wilt, Indiana	9:14.4
1942 Art Cazares, Fresno St.	9:10.0
1943 Jerry Thompson, Texas	9:29.9
1944 Francis Martin, Notre Dame	9:38.4
1945 Francis Martin, NYU	9:25.5
1946 Francis Martin, NYU	9:38.3
1947 Jerry Thompson, Texas	9:22.9
1948 Jerry Thompson, Texas	*15:04.5
1949 Horace Ashenfelter, Penn St.	9:03.9
1950 Don McEwen, Michigan	9:01.9
1951 Don McEwen, Michigan	9:03.2
1952 Wess Santee, Kansas	*14:36.3
1953 Rich Ferguson, Iowa	9:02.7
1954 Kikuo Moriya, Wheaton	9:22.7
1955 Ken Reiser, Oregon	9:04.5
1956 Bill Dellinger, Oregon	*14:48.5
1957 Charles Jones, Iowa	8:57.0
1958 Alex Henderson, Arizona St.	8:46.3

\*—5000 meters (3 miles, 188.06 yards)

**THREE-MILE RUN**

1959 Paul Whiteley, Lmporia St.	13:59.0
1960 Al Lawrence, Houston	*14:19.8
1961 Pat Clohessy, Houston	13:47.7
1962 Pat Clohessy, Houston	13:51.6
1963 Julio Marin, So. Cal.	14:24.9
1964 Bill Straub, Army	*14:12.3
Jim Murphy, Air Force	*14:12.3
1965 Doug Brown, Montana	13:40.2
1966 Gerry Lindgren, Wash. St.	13:33.7
1967 Gerry Lindgren, Wash. St.	13:47.8
1968 Gerry Lindgren, Wash. St.	*13:57.2
1969 Ole Oleson, So. Calif.	13:42.0
1970 Steve Prefontaine, Oregon	13:22.0
1971 Steve Prefontaine, Oregon	13:20.1

\*—5000 meters (3 miles, 188.06 yards)

**SIX-MILE RUN**

1948 Robert Black, Rhode Island	*32:13.5
1952 Wait Dieke, Wisconsin	*32:25.1
1956 Selwyn Jones, Mich. State	*31:15.3
1964 Danny Murphy, San Jose St.	*29:37.8
1965 Doug Brown, Montana	27:59.2
1966 Gerry Lindgren, Wash. St.	28:07.0
1967 Gerry Lindgren, Wash. St.	28:44.0
1968 Gerry Lindgren, Wash. St.	*29:41.0
1969 Frank Shorter, Yale	29:00.2
1970 Bob Bertelsen, Ohio U.	27:57.5

**SIX-MILE RUN—cont.**

1971 Garry Bjorklund, Minnesota	*27:43.1
---------------------------------	----------

\*—10,000 meters (6 miles, 376.12 yards)

**120-YARD HIGH HURDLES**

1921 Earl J. Thomson, Dartmouth	14.4
1922 Harold Barron, Penn State	15.4
1923 Ivan Riley, Kansas St.	15.2
1925 Hugo Leistner, Stanford	14.6
1926 George Guthrie, Ohio State	14.8
1927 Weems O. Baskin, Auburn	14.9
1928 Dwight Kane, Ohio Wesleyan	14.7
1929 Richard Rockaway, Ohio State	14.7
1930 Stephen Anderson, Washington	14.4
1931 Jack Keller, Ohio State	14.6
1932 George Saling, Iowa	*14.2
1933 August Meier, Stanford	14.2
1934 Sam Klopstock, Stanford	14.4
1935 Sam Allen, Okla. Baptist	14.5
1936 Forrest Towns, Georgia	*14.3
1937 Forrest Towns, Georgia	14.3
1938 Fred Wolcott, Rice	14.1
1939 Fred Wolcott, Rice	14.2
1940 Ed Dugger, Tufts	13.9
1941 Robert Wright, Ohio State	14.0
1942 Robert Wright, Ohio State	14.2
1943 William Cummins, Rice	14.6
1944 David C. Nichols, Illinois	15.3
1945 George Walker, Illinois	14.9
1946 Harrison Dillard, Bald-Wall	14.1
1947 Harrison Dillard, Bald-Wall	14.1
1948 Clyde Scott, Arkansas	*13.7
1949 Craig Dixon, UCLA	13.9
1950 Dick Attlessey, So. Cal.	14.0
1951 Jack Davis, So. Cal.	13.7
1952 Jack Davis, So. Cal.	*14.0
1953 Jack Davis, So. Cal.	14.0
1954 Willard Thomson, Illinois	14.2
1955 Milt Campbell, Indiana	13.9
1956 Lee Calhoun, N. Carolina Col.	*13.7
1957 Lee Calhoun, N. Carolina Col.	13.6
1958 Elias Gilbert, Winston-Salem	13.9
1959 Hayes Jones, Eastern Mich.	13.6
1960 Jim Johnston, UCLA	*14.0
1961 Jerry Tarr, Oregon	13.9
1962 Jerry Tarr, Oregon	13.5
1963 Robert Green, Southern Ill.	14.1
1964 Bobby May, Rice	*13.7
1965 Paul Kerry, So. Cal.	13.9
1966 Ron Copeland, UCLA	13.6
1967 Earl McCullough, So. Cal.	13.4
1968 Earl McCullough, So. Cal.	*13.4
1969 Erv Hall, Villanova	13.3
1970 Paul Gibson, UTex El Paso	13.6
1971 Rodney Milburn, Southern U.	13.6

\*—110 meters (120.30 yards)

**220-YARD LOW HURDLES**

1921 August Desch, Notre Dame	24.8
1922 Charles Brookins, Iowa	24.2
1923 Charles Brookins, Iowa	23.6
1925 Morgan Taylor, Grinnell	24.0
1926 Edward Spence, Wayne St.	23.5
1927 Edward Spence, Wayne St.	23.4
1928 Frank J. Cuhel, Iowa	23.2
1929 Stephen Anderson, Washington	23.5
1930 Lee Sentman, Illinois	23.2

## 220-YARD LOW HURDLES—cont.

1931 Jack Keller, Ohio State	23.8
1932 Jack Keller, Ohio State	22.7
1933 Glen Hardin, LSU	22.9
1934 Glen Hardin, LSU	22.7
1935 Jesse Owens, Ohio State	23.4
1936 Jesse Owens, Ohio State	23.1
1937 Earl Vickery, So. Cal.	23.3
1938 Fred Wolcott, Rice	23.3
1939 Fred Wolcott, Rice	23.0
1940 Fred Wolcott, Rice	23.1
1941 Robert Wright, Ohio State	23.4
1942 Robert Wright, Ohio State	23.7
1943 William Cummins, Rice	23.9
1944 Elmore Harris, Morgan St.	23.9
1945 George Walker, Illinois	24.0
1946 Harrison Dillard, Bald.-Wall.	23.0
1947 Harrison Dillard, Bald.-Wall.	22.3
1948 (Event not held)	
1949 Craig Dixon, UCLA	22.7
1950 Bill Albans, North Carolina	23.8
1951 Charles Moore, Cornell	22.7
1952 (Event not held)	
1953 Jack Davis, So. Cal.	23.3
1954 Joe Corley, Illinois	22.6
1955 Charley Pratt, Manhattan	23.1
1957 Ancel Robinson, Fresno St.	22.2
1958 Charlie Tidwell, Kansas	22.7
1959 Hayes Jones, Eastern Mich.	22.5

## 440-YARD HURDLES

1932 Eugene Beatty, Eastern Mich.	*52.9
1936 Robert Osgood, Michigan	*53.4
1948 George Walker, Illinois	*52.4
1952 Bob DeVinney, Kansas	*51.7
1956 Aubrey Lewis, Notre Dame	*51.0
1959 Dick Howard, New Mexico	*50.6
1960 Cliff Cushman, Kansas	*50.8
1961 Dixon Farmer, Occidental	50.8
1962 Jerry Tarr, Oregon	50.3
1963 Rex Cawley, So. Cal.	49.6
1964 Billy Hardin, LSU	*50.2
1965 Larry Godfrey, San Diego St.	51.5
1966 Robert Steele, Mich. State	50.4
1967 Robert Steele, Mich. State	50.2
1968 Dave Hemery, Boston U.	*49.8
1969 Ralph Mann, Brigham Young	49.6
1970 Ralph Mann, Brigham Young	48.8
1971 Ralph Mann, Brigham Young	49.6

\*—400 meters (437.44 yards)

## 3000-METER STEEPLECHASE

1948 Browning Ross, Villanova	9:25.7
1952 Bob McMullen, San Jose St.	9:31.2
1956 Henry Kennedy, Mich. State	9:16.5
1959 John Macy, Houston	9:19.1
1960 Charlie Clark, San Jose St.	9:02.1
1961 John Lawler, Ab. Christian	9:01.1
1962 Pat Traynor, Villanova	8:48.6
1963 Vic Zwolak, Villanova	9:10.1
1964 Vic Zwolak, Villanova	8:42.0
1965 Bruce Mortenson, Oregon	9:00.8
1966 Bob Richards, Brigham Young	8:51.6
1967 Chris McCubbins, Okla. State	8:51.4
1968 Kerry Pearce, UTex El Paso	8:50.8
1969 Jim Barkley, Oregon State	8:44.4
1970 Sidney Sink, Bowling Green	8:40.9
1971 Sidney Sink, Bowling Green	8:30.9

## HIGH JUMP

1921 John Murphy, Notre Dame	6- 3
1922 John Murphy, Notre Dame	6- 2 $\frac{3}{8}$
Harold M. Osborn, Illinois	6- 2 $\frac{3}{8}$
1923 Tom Poor, Kansas	6- 1
1925 Thomas Bransford, Missouri	6- 2
Justin Erving Russell, Chicago	6- 2
Oather Hampton, California	6- 2
1926 Rufus Haggard, Texas	6- 7 $\frac{1}{4}$
1927 Anton Burg, Chicago	6- 5 $\frac{1}{2}$
Garland Shepherd, Texas	6- 5 $\frac{1}{2}$
1928 Robert King, Stanford	6- 6 $\frac{3}{8}$
1929 Parker Selby, Oklahoma	6- 3
1930 James Stewart, So. Cal.	6- 3 $\frac{3}{4}$
1931 Darrell Jones, Ball State	6- 3 $\frac{3}{4}$
1932 Bert Nelson, Butler	6- 5 $\frac{3}{4}$
1933 Duncan McNaughton, So. Cal.	6- 4
Vincent Murphy, Notre Dame	6- 4
1934 Walter Marty, Fresno St.	6- 6 $\frac{3}{4}$
George Spitz, NYU	6- 6 $\frac{3}{4}$
1935 Linn Philson, Drake	6- 4 $\frac{7}{8}$
1936 David Albritton, Ohio State	6- 6 $\frac{3}{8}$
Melvin Walker, Ohio State	6- 6 $\frac{3}{4}$
1937 David Albritton, Ohio State	6- 6 $\frac{3}{4}$
Gil Cruter, Colorado	6- 6 $\frac{3}{4}$
1938 David Albritton, Ohio State	6- 8 $\frac{3}{4}$
Gil Cruter, Colorado	6- 8 $\frac{3}{4}$
1939 John Wilson, So. Cal.	6- 6
1940 John Wilson, So. Cal.	6- 6 $\frac{3}{8}$
Don Canham, Michigan	6- 6 $\frac{3}{8}$
1941 Lester Steers, Oregon	6-10 $\frac{7}{8}$
1942 Adam Berry, Southern U.	6- 7 $\frac{3}{4}$
1943 Fred Sheffield, Utah	6- 8
1944 Ken Wiesner, Marquette	6- 7 3/16
1945 Fred Sheffield, Utah	6- 6 $\frac{5}{8}$
Ken Wiesner, Marquette	6- 6 $\frac{5}{8}$
1946 Ken Wiesner, Marquette	6- 8 $\frac{3}{8}$
1947 Irving Mondschein, NYU	6- 6 13/16
1948 Irving Mondschein, NYU	6- 7
Dike Eddleman, Illinois	6- 7
1949 Dick Phillips, Brown	6- 7
1950 Vern McGrew, Rice	6- 7
1951 J. Lewis Hall, Florida	6- 9
1952 Walt Davis, Texas A&M	6- 8
Emery Barnes, Oregon	6- 8
1953 Milt Mead, Michigan	6- 8 $\frac{1}{8}$
J. Lewis Hall, Florida	6- 8 $\frac{1}{8}$
Mark Smith, Wayne State	6- 8 $\frac{1}{8}$
1954 Ernest Shelton, So. Cal.	6-10 $\frac{1}{4}$
1955 Ernest Shelton, So. Cal.	6-11 $\frac{1}{4}$
1956 Phil Reavis, Villanova	6- 6 $\frac{1}{4}$
Bob Lang, Missouri	6- 6 $\frac{1}{4}$
Nick Dyer, UCLA	6- 6 $\frac{1}{4}$
1957 Don Stewart, SMU	6- 7 $\frac{1}{2}$
Al Urbanckas, Illinois	6- 7 $\frac{1}{2}$
1958 Don Stewart, SMU	6- 9 $\frac{1}{4}$
1959 Errol Williams, San Jose St.	6- 9 $\frac{3}{4}$
Wayne Moss, Oregon St.	6- 9 $\frac{3}{4}$
1960 John Thomas, Boston U.	7- 0
1961 John Thomas, Boston U.	7- 2
1962 Roger Olson, California	6-10
1963 Lew Hoyt, So. Cal.	6- 9 $\frac{1}{4}$
1964 John Rambo, Long Beach St.	7- 0 $\frac{1}{4}$
1965 Frank Costello, Maryland	6-11
1966 Otis Burrell, Nevada	7- 1
1967 Steve Brown, Idaho	7- 1
1968 Dick Fosbury, Oregon St.	7- 2 $\frac{1}{4}$
1969 Dick Fosbury, Oregon St.	7- 2 $\frac{1}{2}$

## HIGH JUMP—cont.

1970 Pat Matzdorf, Wisconsin	7- 1
1971 Reynaldo Brown, Cal Poly	7- 3

## LONG JUMP

1921 Gaylord Stinchcomb, Ohio State	23- 3 $\frac{3}{8}$
1922 Robert LeGendre, Georgetown	24- 3
1923 W. DeHart Hubbard, Mich.	25- 2
1925 W. DeHart Hubbard, Mich.	25-10 $\frac{7}{8}$
1926 Harold Chere, Illinois Col.	23- 3 $\frac{1}{4}$
1927 Edward B. Hamm, Ga. Tech	24- 1
1928 Edward B. Hamm, Ga. Tech	25- 0
1929 Edward Gordon, Iowa	24- 8 $\frac{1}{2}$
1930 Edward Gordon, Iowa	25- 0
1931 Edward Gordon, Iowa	24-11 $\frac{3}{8}$
1932 Charles Redd, Bradley	25- 6 $\frac{3}{8}$
1933 John Brooks, Chicago	24- 4 $\frac{3}{4}$
1934 Al Olson, So. Cal.	25- 4 $\frac{3}{4}$
1935 Jesse Owens, Ohio State	26- 1 $\frac{3}{8}$
1936 Jesse Owens, Ohio State	25-10 $\frac{7}{8}$
1937 Kermit King, Pittsburg St.	25- 3 $\frac{1}{4}$
1938 Bill Laceyfield, UCLA	25- 1 $\frac{1}{8}$
1939 Judson Atchison, Texas	24- 9 $\frac{1}{4}$
1940 Jackie Robinson, UCLA	24-10 $\frac{1}{4}$
1941 Billy Brown, LSU	24- 7 $\frac{3}{8}$
1942 Dallas Dupre, Ohio State	24- 2 $\frac{1}{4}$
1943 William Christopher, Rice	24- 7 $\frac{1}{4}$
1944 Ralph Tyler, Ohio State	23- 4 $\frac{1}{2}$
1945 Henry K. Ahara, Illinois	23- 1 $\frac{1}{8}$
1946 John Robertson, Texas	24-10 $\frac{1}{2}$
1947 Willie Steele, San Diego St.	26- 6
1948 Willie Steele, San Diego St.	24-11 $\frac{1}{4}$
1949 Fred Johnson, Mich. State	25- 2 $\frac{1}{2}$
1950 Jerome Biffle, Denver	25- 4 $\frac{1}{4}$
1951 George Brown, UCLA	24- 5 $\frac{1}{4}$
1952 George Brown, UCLA	25-11 $\frac{1}{4}$
1953 John Bennett, Marquette	25- 3 $\frac{3}{8}$
1954 John Bennett, Marquette	25-10 $\frac{3}{4}$
1955 Joel Shankle, Duke	24- 3 $\frac{1}{4}$
1956 Greg Bell, Indiana	25- 9 $\frac{1}{4}$
1957 Greg Bell, Indiana	26- 7
1958 Ernie Shelby, Kansas	25- 3 $\frac{1}{4}$
1959 Ernie Shelby, Kansas	25- 5
1960 Ralph Boston, Tenn. State	25- 5 $\frac{1}{4}$
1961 Don Meyers, Colorado	25- 0
1962 Anthony Watson, Oklahoma	26- 1 $\frac{1}{2}$
1963 Clifton Mayfield, Central Ohio	26- 7
1964 Gayle Hopkins, Arizona	26- 9 $\frac{1}{4}$
1965 Clarence Robinson, N.M.	25-10 $\frac{1}{2}$
1966 Rainer Stenius, L.A. State	25- 1 $\frac{1}{2}$
1967 Gary Ard, Kansas	25- 9
1968 Pertti Pousi, Brigham Young	26- 3 $\frac{1}{2}$
1969 Jerry Proctor, Redlands	26-11 $\frac{1}{4}$
1970 Arnie Robinson, San Diego St.	25-10 $\frac{1}{2}$
1971 J.E. Moore, Oregon	25- 9 $\frac{3}{4}$

## POLE VAULT

1921 Longino Welch, Georgia Tech	12- 0
Eldon Jenne, Wash. State	12- 0
Lloyd Wilder, Wisconsin	12- 0
Truman P. Gardner, Yale	12- 0
1922 Allen Norris, California	12- 6
John S. Landowski, Michigan	12- 6
1923 Earle McKown, Emporia St.	12-11
James K. Brooker, Michigan	12-11
1925 Philip M. Northrop, Michigan	12- 4

## POLE VAULT—cont.

Kenneth Lancaster, Missouri	12- 4
Frank Potts, Oklahoma	12- 4
Royal Bouschor, Northwestern	12- 4
Earle McKown, Emporia St.	12- 4
1926 Paul Harrington, Notre Dame	13- 7 $\frac{1}{8}$
1927 W. H. Droege Mueller, N'w'tern	13- 0
1928 Ward Edmonds, Stanford	13- 6 $\frac{1}{2}$
1929 Tom Warne, Northwestern	13- 8 $\frac{1}{8}$
Ward Edmonds, Stanford	13- 8 $\frac{7}{8}$
1930 Tom Warne, Northwestern	13- 9 $\frac{1}{8}$
1931 Verne McDermont, Illinois	13-10 5/16
Tom Warne, Northwestern	13-10 5/16
William Graber, So. Cal.	13-10 5/16
1932 Bryce Beecher, Indiana	13-10
1933 William Graber, So. Cal.	13-11 1/16
Matt Gordy, LSU	13-11 1/16
1934 Jack Rand, San Diego St.	14- 1 $\frac{1}{2}$
1935 William Sefton, So. Cal.	14- 1 $\frac{1}{8}$
Earle Meadows, So. Cal.	14- 1 $\frac{1}{8}$
1936 William Sefton, So. Cal.	14- 1 $\frac{3}{4}$
Earle Meadows, So. Cal.	14- 1 $\frac{3}{4}$
1937 William Sefton, So. Cal.	14- 8 $\frac{7}{8}$
1938 Loring Day, So. Cal.	14- 2
1939 Richard V. Ganslen, Columbia	14- 5
1940 Kenneth Dills, So. Cal.	13-10
1941 Guinn Smith, California	14- 2
Harold Hunt, Nebraska	14- 2
1942 Jack DeFeld, Minnesota	14- 1
1943 Jack DeFeld, Minnesota	14- 1
1944 John Schmidt, Ohio State	13- 6
William Blackwell, Oberlin	13- 6
Phillip Anderson, Notre Dame	13- 6
Robert Phelps, Illinois	13- 6
1945 Robert Phelps, Illinois	11- 6
1946 William Moore, Northwestern	13- 8
1947 Robert Hart, So. Cal.	14- 0
Ray Maggard, UCLA	14- 0
William E. Moore, Northwestern	14- 0
George A. Rasmussen, Oregon	14- 0
A. Richmond Morcom, N.H.	14- 0
Robert Richards, Illinois	14- 0
1948 Warren Bateman, Colorado	14- 0
George A. Rasmussen, Oregon	14- 0
1949 Bob Smith, San Diego St.	14- 3
1950 Bob Smith, San Diego St.	14- 2 $\frac{7}{8}$
1951 Don Laz, Illinois	14- 9 $\frac{3}{4}$
1952 Dave Martindale, Idaho	13- 9
Bill Priddy, San Jose St.	13- 9
Gordon Riddel, Colorado St. U.	13- 9
Dick Coleman, Illinois	13- 9
1967 Gary Ard, Oregon St.	13- 9
1968 Fred Barnes, Fresno St.	14- 6
1954 Lawrence Anderson, California	14- 2
Earl Poucher, Florida	14- 2
1955 Don Bragg, Villanova	15- 1
1956 Jim Graham, Okla. State	14- 8
Bob Gutowski, Occidental	14- 8
Bob Gutowski, Occidental	15- 9 $\frac{3}{4}$
1958 Jim Johnston, Purdue	14- 4
Robert Davis, Missouri	14- 4
Stanley Lyons, Ohio State	14- 4
Gene Freudenthal, So. Cal.	14- 4
1959 Jim Graham, Okla. State	15- 2
1960 J. D. Martin, Oklahoma	14- 9
1961 George Davies, Okla. State	15- 4
Dick Gear, San Jose St.	15- 4
1961 George Davies, Okla. State	15- 4

## POLE VAULT—cont.

1962 John Beltza, Maryland .....	15- 3
Fred Hanson, Rice .....	15- 3
Don Meyers, Colorado .....	15- 3
Dexter Elkins, SMU .....	15- 3
1963 Brian Sternberg, Washington ..	16- 3 $\frac{3}{4}$
1964 John Uelses, LaSalle .....	16- 0
1965 Bill Fodick, So. Cal. ....	15- 8 $\frac{1}{2}$
1966 Chuck Rogers, Colorado .....	16- 0
1967 Bob Seagren, So. Cal. ....	17- 4
1968 Jon Vaughn, UCLA .....	17- 0 $\frac{1}{4}$
1969 Bob Seagren, So. Cal. ....	17- 7
1970 Jan Johnson, Kansas .....	17- 7
1971 Dave Roberts, Rice .....	17- 6 $\frac{1}{2}$

## SHOT PUT

1921 Gus Pope, Washington .....	45- 4 $\frac{1}{2}$
1922 Jack Merchant, California ..	44- 6 $\frac{1}{2}$
1923 Norman Anderson, So. Cal. ..	46- 8
1925 Glenn Hartranft, Stanford ..	50- 0
1926 John Kuck, Emporia St. ....	50- 3 $\frac{1}{4}$
1927 Herman Brix, Washington .....	46- 7 $\frac{3}{8}$
1928 Harlow Rothert, Stanford .....	49-10 $\frac{3}{4}$
1929 Harlow Rothert, Stanford .....	50- 3
1930 Harlow Rothert, Stanford .....	51- 1 $\frac{3}{4}$
1931 Robert Hall, So. Cal. ....	49- 9
1932 Hugh Rhea, Nebraska .....	52- 5 $\frac{3}{4}$
1933 Jack Torrance, LSU .....	52-10
1934 Jack Torrance, LSU .....	54- 6 9/16
1935 Elwyn Dees, Kansas .....	51- 1 $\frac{1}{4}$
1936 James Reynolds, Stanford ..	50- 5 $\frac{1}{2}$
1937 Sam Francis, Nebraska .....	53- 6
1938 Elmer Hackney, Kansas St. ...	51- 8 $\frac{1}{2}$
1939 Elmer Hackney, Kansas St. ...	55-10 $\frac{3}{4}$
1940 Alfred Blozis, Georgetown ..	56- 1 $\frac{1}{2}$
1941 Alfred Blozis, Georgetown ..	54-10 $\frac{1}{2}$
1942 Alfred Blozis, Georgetown ..	54- 9 $\frac{5}{8}$
1943 Elmer Ausstieker, Missouri ..	52- 3 $\frac{3}{4}$
1944 Norman Wasser, NYU .....	49- 1
1945 Ed Quirk, Missouri .....	53- 1 $\frac{1}{8}$
1946 Bernard Mayer, NYU .....	52-10 $\frac{1}{2}$
1947 Charles Fonville, Michigan ..	54- 7 $\frac{1}{8}$
1948 Charles Fonville, Michigan ..	54- 7
1949 Jim Fuchs, Yale .....	56- 1 $\frac{1}{2}$
1950 Jim Fuchs, Yale .....	56-11 3/16
1951 Darrow Hooper, Texas A&M ..	53-11
1952 Parry O'Brien, So. Cal. ....	57- 3 $\frac{1}{4}$
1953 Parry O'Brien, So. Cal. ....	58- 7 $\frac{1}{4}$
1954 Tom Jones, Miami (O.) .....	54- 27 $\frac{1}{8}$
1955 Bill Nieder, Kansas .....	57- 3
1956 Ken Bantum, Manhattan .....	60- 1 $\frac{1}{2}$
1957 Dave Owen, Michigan .....	59- 5 $\frac{3}{4}$
1958 David Davis, So. Cal. ....	58- 6 $\frac{1}{2}$
1959 Carl Shine, Pennsylvania ..	57-11 $\frac{3}{4}$
1960 Dallas Long, So. Cal. ....	61- 9
1961 Dallas Long, So. Cal. ....	63- 3 $\frac{1}{2}$
1962 Dallas Long, So. Cal. ....	64- 7
1963 Gary Gubner, NYU .....	62- 5
1964 Gary Gubner, NYU .....	61- 8
1965 Neal Steinhauser, Oregon ..	62- 6
1966 Randy Matson, Texas A&M ..	67- 1 $\frac{1}{2}$
1967 Randy Matson, Texas A&M ..	67- 9 $\frac{1}{4}$
1968 Steve Marcus, UCLA .....	61- 7 $\frac{3}{4}$
1969 Karl Salb, Kansas .....	64- 9
1970 Karl Salb, Kansas .....	63-10 $\frac{1}{4}$
1971 Karl Salb, Kansas .....	66-11 $\frac{1}{2}$

## DISC THROW

1921 Gus Pope, Washington .....	142- 2 $\frac{1}{4}$
1922 Thomas Lieb, Notre Dame .....	144- 2 $\frac{1}{2}$
1923 Thomas Lieb, Notre Dame .....	143- 4
1925 Clifford Hoffman, Stanford ..	148- 4
1926 Clarence L. Houser, So. Cal. ...	148-11 $\frac{3}{4}$
1927 James Corson, Pacific .....	144- 2 $\frac{1}{2}$
1928 Eric Krenz, Stanford .....	149- 2
1929 Peter Rasmus, Ohio State .....	159- 17 $\frac{1}{8}$
1930 Paul Jessup, Washington .....	160- 9 $\frac{3}{4}$
1931 Robert Hall, So. Cal. ....	152- 7 $\frac{1}{2}$
1932 Frank L. Purma, Illinois .....	156- 4 $\frac{1}{4}$
1933 Henry LaBorde, Stanford .....	163- 3 $\frac{3}{4}$
1934 Gordon Dunn, Stanford .....	162- 7
1935 Kenneth Carpenter, So. Cal. ...	157-11 $\frac{1}{4}$
1936 Kenneth Carpenter, So. Cal. ...	173- 0
1937 Pete Zagar, Stanford .....	156- 3
1938 Pete Zagar, Stanford .....	162- 3 $\frac{1}{4}$
1939 Pete Zagar, Stanford .....	164- 1 $\frac{1}{4}$
1940 Archie Harris, Indiana .....	162- 4 $\frac{1}{2}$
1941 Archie Harris, Indiana .....	174- 8 $\frac{3}{4}$
1942 Bob Fitch, Minnesota .....	164- 8 $\frac{1}{4}$
1943 Howard Debus, Nebraska .....	144- 4 $\frac{3}{4}$
1944 Bill Bangert, Missouri .....	149- 5
1945 Bill Bangert, Missouri .....	151- 9 $\frac{1}{8}$
1946 Fortune Gordien, Minnesota ..	153-10 $\frac{3}{4}$
1947 Fortune Gordien, Minnesota ..	173- 3
1948 Fortune Gordien, Minnesota ..	164- 6 $\frac{1}{2}$
1949 Victor Frank, Yale .....	168- 9 $\frac{1}{2}$
1950 Dick Doyle, Montana .....	171- 5
1951 Jim Dillon, Auburn .....	167- 5 $\frac{3}{4}$
1952 Slim Iness, So. Cal. ....	173- 2 $\frac{3}{8}$
1953 Slim Iness, So. Cal. ....	190- 7 $\frac{1}{8}$
1954 Jim Dillon, Auburn .....	176- 3
1955 Des Koch, So. Cal. ....	176- 3 $\frac{1}{8}$
1956 Ron Drummond, UCLA .....	173- 1 $\frac{1}{2}$
1957 Al Oerter, Kansas .....	185- 4
1958 Al Oerter, Kansas .....	186- 2
1959 Dick Cochran, Missouri .....	178- 0
1960 Dick Cochran, Missouri .....	188- 3 $\frac{1}{2}$
1961 Glenn Passey, Utah State ..	176- 8
1962 Dave Weill, Stanford .....	188- 1
1963 Dave Weill, Stanford .....	181- 2 $\frac{1}{2}$
1964 Larry Kennedy, New Mex. ....	185- 2 $\frac{1}{2}$
1965 Bob Stoecker, Stanford .....	183- 7 $\frac{1}{2}$
1966 Randy Matson, Texas A&M ..	197- 0
1967 Randy Matson, Texas A&M ..	190- 4
1968 John Van Reenan, Wash. St. ...	194-10
1969 John Van Reenan, Wash. St. ...	200- 8
1970 John Van Reenan, Wash. St. ...	190- 0
1971 Mike Louisiana, Brig. Young ..	194-10

## JAVELIN THROW

1921 Flint Hanner, Stanford .....	191- 2 $\frac{1}{4}$
1922 Howard Hoffman, Michigan ..	202- 3
1923 Harry Frieda, Chicago .....	191- 6
1925 Phillip Northrop, Michigan ..	201-11
1926 Phillip Northrop, Michigan ..	200-10
1927 Doral Pilling, Utah .....	199- 8
1928 Lee N. Bartlett, Albion .....	216- 7
1929 Jess Mortensen, So. Cal. ....	203- 7 $\frac{3}{4}$
1930 Kenneth Churchill, California ..	204- 2
1931 Kenneth Churchill, California ..	215- 0
1932 George Williams, Hampton .....	215- 0
1933 Duane Purvis, Purdue .....	216- 6 $\frac{1}{4}$
1934 Robert Parke, Oregon .....	220-11 $\frac{1}{8}$
1935 Charles Gongloff, Pitt. ....	221- 3 $\frac{1}{8}$

## JAVELIN THROW—cont.

1936 Alton Terry, Hardin-Sim. ....	226- 2 $\frac{3}{4}$
1937 Lowell Todd, San Jose St. ....	214- 9 $\frac{3}{8}$
1938 Nick Vukmanic, Penn St. ....	215- 8 $\frac{1}{8}$
1939 Bob Peoples, So. Cal. ....	220- 6 $\frac{1}{2}$
1940 Martin Biles, California .....	204-10
1941 Martin Biles, California .....	220- 1
1942 Robert Biles, California .....	213- 9 $\frac{1}{4}$
1943 George Gast, Iowa State .....	202- 1 $\frac{1}{2}$
1944 Bob Ray, Wisconsin .....	174- 3 $\frac{1}{8}$
1945 Robert Patton, Navy .....	191- 1
1946 Robert Likins, San Jose St. ...	198-10 $\frac{1}{2}$
1947 Robert Likins, San Jose St. ...	209- 1
1948 Bud Heid, Stanford .....	209- 8
1949 Bud Heid, Stanford .....	224- 8 $\frac{1}{4}$
1950 Bud Heid, Stanford .....	216- 8 $\frac{3}{8}$
1951 Charles Missfeldt, Oregon .....	219- 4 $\frac{1}{4}$
1952 George Roseme, California .....	228- 8 $\frac{3}{8}$
1953 Dick Genthner, So. Cal. ....	216- 9 $\frac{3}{4}$
1954 Leo Long, Stanford .....	226- 8 $\frac{3}{4}$
1955 Les Bitner, Kansas .....	246- 1
1956 Phil Conley, Cal Tech .....	239-11
1957 John Fromm, Pac. Lutheran ..	248- 1
1958 John Fromm, Pac. Lutheran ..	257- 1
1959 Bill Alley, Kansas .....	240- 5 $\frac{1}{2}$
1960 Bill Alley, Kansas .....	268- 9
1961 Chuck Wilkinson, Redlands ..	247- 8 $\frac{1}{2}$
1962 Jan Sikorsky, So. Cal. ....	249- 4
1963 Frank Covelli, Arizona St. ....	257- 8 $\frac{1}{2}$
1964 Les Tipton, Oregon .....	249-10 $\frac{1}{2}$
1965 John Tushaus, Arizona .....	250- 5 $\frac{1}{2}$
1966 James Stevenson, Penn State ..	258- 5
1967 Delmow McNabb, LSU .....	263- 5
1968 Carl O'Donnell, Wash. St. ....	258-11
1969 Mark Murro, Arizona St. ....	265- 9
1970 Bill Skinner, Tennessee .....	270- 8
1971 Cary Feldmann, Washington ..	259- 0

## HAMMER THROW

1921 Charles Redmon, Chicago .....	133- 9 $\frac{3}{4}$
1922 Jack Merchant, California ..	161- 4
1923 Fred D. Tootell, Bowdoin .....	175- 1
1925 Ray Bunker, Ohio State .....	150- 1 $\frac{1}{2}$
1926 Harry Hawkins, Michigan .....	148- 1 $\frac{1}{4}$
1927 Donald Gwinn, Pittsburgh .....	155- 9
1928 Wilford H. Ketz, Michigan .....	163- 8 $\frac{3}{4}$
1929 Donald Gwinn, Pittsburgh .....	163- 9 $\frac{3}{4}$

## HAMMER THROW—cont.

1930 Holley Campbell, Michigan ..	162- 8 $\frac{1}{4}$
1931 Ivan Dykeman, Colo. St. U. ....	162- 1 $\frac{1}{2}$
1932 Grant McDougall, Penn. ....	159- 9 $\frac{3}{4}$
1933 Roderick H. Cox, Michigan .....	156- 3 $\frac{1}{4}$
1934 Henry Dreyer, Rhode Island ..	169- 8 $\frac{3}{8}$
1935 Anton Kishon, Bates .....	168- 8 $\frac{7}{8}$
1948 Samuel Felton, Harvard .....	170- 9 $\frac{1}{4}$
1952 Gil Borjesson, Brown .....	176- 4 $\frac{3}{8}$
1956 Bill McWilliams, Bowdoin .....	195- 3
1959 John Lawlor, Boston U. ....	207- 5
1960 John Lawlor, Boston U. ....	209- 2
1961 Tom Pagan, Cal Poly .....	194-10 $\frac{1}{2}$
1962 Edward Bailey, Harvard .....	193-11
1963 Geo. Desnoyers, Boston Col. ...	190- 2
1964 Alex Schulten, Bowdoin .....	191- 6
1965 John Fiore, Boston Col. ....	200-10
1966 John Fiore, Boston Col. ....	201- 3 $\frac{1}{2}$
1967 Bob Narcessian, Rhode Is. ...	197- 1 $\frac{1}{2}$
1968 Bob Narcessian, Rhode Is. ...	202- 1
1969 Steve DeAutremont, Oreg. St. ...	190- 5
1970 Steve DeAutremont, Oreg. St. ...	203- 9
1971 Jacques Accambray, Kent St. ...	227-10

## TRIPLE JUMP

1932 Charles Redd, Bradley .....	48- 3 $\frac{1}{4}$
1936 Herschel Neil, NW Missouri ..	48- 5 $\frac{1}{8}$
1948 Lloyd Lamois, Minnesota .....	45-10
1952 George Shaw, Columbia .....	49- 17 $\frac{1}{8}$
1956 Bill Sharpe, West Chester .....	50- 4 $\frac{3}{4}$
1959 Jack Smyth, Houston .....	49- 7 $\frac{1}{4}$
1960 Luther Hayes, So. Cal. ....	50-11 $\frac{1}{2}$
1961 Luther Hayes, So. Cal. ....	51- 2 $\frac{1}{4}$
1962 Kermit Alexander, UCLA .....	50-11 $\frac{1}{4}$
1963 Norman Tate, N. Carolina Col. ...	51- 1 $\frac{1}{4}$
1964 Charles Craig, Fresno St. ....	51- 8 $\frac{3}{4}$
1965 Clarence Robinson, New Mex. ...	50- 2
1966 Craig Fergus, San Jose St. ....	51- 3
1967 Art Baxter, New Mexico .....	52- 4 $\frac{1}{4}$
1968 Lennox Burgher, Nebraska .....	53- 1 $\frac{1}{4}$
1969 Pertti Pousi, Brigham Young ..	52- 1 $\frac{1}{2}$
1970 Mohinder Gill, Cal Poly .....	51- 9 $\frac{1}{4}$
1971 Mohinder Gill, Cal Poly .....	54- 8 $\frac{1}{2}$

## DECATHLON

1970 Rick Wanamaker, Drake .....	7406
1971 Ray Hupp, Ohio State .....	7456

## 440-YARD RELAY

1964 Illinois (Gilwyn Williams, Mel Blainheim, Mike Yavorski, Trenton Jackson) ..	40.1
1965 San Jose St. (Wayne Hermen, Lloyd Murad, Maurice Compton, Tommy Smith) ..	40.5
1966 UCLA (Tom Jones, Bob Frey, Ron Copeland, Norm Jackson) .....	39.9
1967 So. Cal. (Earl McCullough, Fred Kuller, O. J. Simpson, Lennox Miller) .....	38.6
1968 So. Cal. (Earl McCullough, Fred Kuller, O. J. Simpson, Lennox Miller) .....	39.5
1969 San Jose St. (Sam Davis, Kirk Clayton, Ronnie Ray Smith, John Carlos) ..	39.1
1970 Vacated .....	
1971 Southern Cal (Lance Babb, Edesel Garrison, Leon Brown, Willie Deckard) .....	39.5

## MILE RELAY

1964 California (Al Courchesne, Dave Fishback, Forrest Beaty, Dave Archibald) .....	3:07.4
1965 California (Chuck Glenn, Dave Fishback, Forrest Beaty, Dave Archibald) .....	3:07.5
1966 UCLA (Gene Gail, Don Domansky, Ron Copeland, Bob Frey) .....	3:07.5
1967 Iowa (Fred Ferree, Carl Frazier, Jon Reimer, Mike Mondane) .....	3:06.8
1968 Villanova (Harge Davis, Ken Prince, Hal Nichter, Larry James) .....	3:08.6
1969 UCLA (John Smith, Len Von Hofwegen, Andy Young, Wayne Collett) .....	3:03.4
1970 UCLA (Bob Langston, John Smith, Brad Lyman, Wayne Collett) .....	3:06.1
1971 UCLA (Warren Edmonson, Reggie Echols, John Smith, Wayne Collett) .....	3:04.4

## All-Time College Division Championship Results

Year	Site or Host	Team Champion, Coach	Runner-up
1963	Chicago	MARYLAND ST., Clifton J. Anderson	Fresno State
1964	Fresno State	FRESNO STATE, Cornelius Warmerdam	Long Beach St.
1965	Long Beach St.	SAN DIEGO ST., Richard Wells	Luther
1966	Chicago	SAN DIEGO ST., Choc Sportsman	Long Beach St.
1967	Weber State	LONG BEACH ST., Jack Rose	UC Santa Barbara
1968	Hayward St.	CAL POLY, Dick Purcell	UC Santa Barbara
1969	Ashland	CAL POLY, Dick Purcell	Occidental
1970	Macalester	CAL POLY, Dick Purcell	C. W. Post
1971	Sacramento St.	KENTUCKY ST., Kenneth Gibson	Cal Poly

## All-Time Individual Champions

## 100-YARD DASH

1963	Ed Roberts, N. Carolina Col.	9.7
1964	Darel Newman, Fresno St.	9.3
1965	Darel Newman, Fresno St.	9.5
1966	Clyde Glosson, Trinity (Tex.)	9.6
1967	Robert Rovere, East Tenn.	9.2
1968	Cecil Turner, Cal Poly	*10.3
1969	Ruben Smith, Cal Poly	9.9
1970	Chuck Smith, Occidental	9.4
1971	Dick Garrett, Kentucky St.	9.7

\*—100 meters (109.36 yards)

## 220-YARD DASH

1963	Ed Roberts, N. Carolina Col.	20.9
1964	Robert Hayes, Florida A&M	20.5
1965	Ed Roberts, N. Carolina Col.	20.6
1966	Ed Roberts, N. Carolina Col.	20.7
1967	Robert Rovere, East Tenn.	20.6
1968	Clyde Glosson, Trinity (Tex.)	*20.7
1969	Bill Ritchie, Howard	21.7
1970	Chuck Smith, Occidental	20.7
1971	Larry Black, N.C. Central	20.9

\*—200 meters (218.72 yards)

## 440-YARD DASH

1963	Ed Skinner, Maryland St.	47.1
1964	Constantine Alverson, Cent. O.	46.7
1965	Jim Kemp, Kentucky St.	46.1
1966	Jim Kemp, Kentucky St.	46.9
1967	Fred Banks, NE Missouri	47.3
1968	Jay Elbel, UC Santa Barbara	*46.7
1969	Hugh Brown, Occidental	47.6
1970	Clyde McPherson, Adelphi	46.2
1971	Steve Jordan, Kentucky St.	46.8

\*—400 meters (437.44 yards)

## 880-YARD RUN

1963	Ralph Lee, Long Beach St.	1:50.8
1964	Joe LeBlanc, Lamar Tech.	1:54.3
	Kenneth Noel, Texas Southern	1:54.3
1965	Bill Scheue, Pepperdine	1:51.8
1966	Rick Herrmann, San Diego St.	1:49.3
1967	Mike Eck, Fullerton St.	1:50.6

## 880-YARD RUN—cont.

1968	Mike Eck, Fullerton St.	*1:50.4
1969	Mathyas Michael, Cal Poly	1:49.6
1970	Mathyas Michael, Cal Poly	1:49.9
1971	Jay Fabian, Ashland	1:48.3

\*—800 meters (874.89 yards)

## MILE RUN

1963	Tom O'Hara, Loyola (Ill.)	4:02.5
1964	Bill Crowley, Long Beach St.	4:11.5
1965	Ted Hack, San Diego St.	4:08.4
1966	Brian Kujawski, Loyola (Ill.)	4:10.6
1967	John Martinez, So. Colo.	4:16.7
1968	John Kerr, Ball State	4:17.4
1969	DuWayne Ray, Chico St.	4:08.2
1970	Dennis Savage, Westmont	4:07.0
1971	Wayne Seiler, Eastern Mich.	4:06.2

\*—1,500 meters (1,640.42 yards)

## THREE-MILE RUN

1963	Jim Keefe, Central Conn.	14:13.0
1964	Jim Keefe, Central Conn.	14:14.9
1965	Gene Takle, Luther	14:15.2
1966	John Peterson, Northern Ill.	14:10.4
1967	Bob Fitts, Cortland St.	14:24.7
1968	Grant Colehour, E. Ky.	*14:29.0
1969	Bill Scobey, Humboldt St.	14:00.4
1970	Ron Stonitsch, C. W. Post	13:56.0
1971	Gordon Minty, Eastern Mich.	13:36.4

\*—5,000 meters (3 miles, 188.06 yards)

## SIX-MILE RUN

1963	Ray Jackson, Maryland St.	29:59.4
1964	Jim Keefe, Central Conn.	29:19.6
1965	Gene Takle, Luther	30:03.8
1966	Robert Fitts, Cortland St.	29:52.3
1967	Grant Colehour, E. Ky.	29:58.3
1968	Grant Colehour, E. Ky.	*30:33.6
1969	Arjan Gelling, N. Dakota	30:16.5
1970	Ron Stonitsch, C. W. Post	28:46.9
1971	Gordon Minty, Eastern Mich.	28:45.7

\*—10,000 meters (6 miles, 376.12 yards)

## 120-YARD HIGH HURDLES

1963	Robert Cherry, Wittenberg	14.1
1964	Sid Nickolas, Fresno St.	13.9
1965	Steve Clark, Valparaiso	14.3
1966	Wait Clements, Long Beach St.	14.5
1967	Wait Clements, Long Beach St.	14.1
1968	Victor Simmons, Nevada	*14.0
1969	Greg Magee, Coast Guard	14.5
1970	William Tipton, Eastern Mich.	13.9
1971	Rodney Milburn, Southern U.	13.5

\*—110 meters (120.30 yards)

## 440-YARD HURDLES

1963	Russ Rodgers, Maryland St.	51.9
1964	Andrew McCray, N. Carolina Col.	51.3
1965	Larry Godfrey, San Diego St.	51.6
1966	Larry Godfrey, San Diego St.	52.1
1967	Andrew Bell, American	51.0
1968	Andrew Bell, American	*51.5
1969	John Jones, Morgan St.	52.3
1970	Richard Weaver, PMC Colleges	51.8
1971	Melvin Bassett, N.C. Central	51.3

\*—400 meters (437.44 yards)

## 3000-METER STEEPLECHASE

1963	Bill Keller, Oberlin	9:46.5
1964	William Moore, Central Ohio	9:48.0
1965	Geo. Lacey, Long Beach St.	10:04.8
1966	Dale Drennan, UT Arlington	9:10.7
1967	Dale Drennan, UT Arlington	9:39.8
1968	Gary Tuttle, Humboldt St.	9:10.4
1969	Gary Tuttle, Humboldt St.	8:54.9
1970	Byron Spradlin, UC Davis	9:01.7
1971	Ed Haver, UC Davis	8:51.1

## HIGH JUMP

1963	Grant Krow, Albright	6-3
1964	John Rambo, Long Beach St.	6-10 <sup>3</sup> / <sub>4</sub>
1965	Dick Jones, Cal Poly	6-8
1966	Otis Burrell, Nevada	6-8 <sup>1</sup> / <sub>2</sub>
1967	Bob Mills, Long Beach St.	6-6
1968	Al Flores, Cleveland St.	6-8
1969	Jackie Causey, SW Louisiana	6-10
1970	Jackie Causey, SW Louisiana	6-10
1971	Reynaldo Brown, Cal Poly	7-1 <sup>1</sup> / <sub>2</sub>

## LONG JUMP

1963	Charles Mays, Maryland St.	24-5 <sup>1</sup> / <sub>4</sub>
1964	Sid Nickolas, Fresno St.	26-0
1965	Norm Tate, N. Carolina Col.	24-10
1966	Jerry Durfee, UC Santa Barb.	24-4
1967	Cecil Turner, Cal Poly	24-5
1968	Cecil Turner, Cal Poly	24-3 <sup>1</sup> / <sub>2</sub>
1969	Don Robinson, Wayne St.	24-2 <sup>1</sup> / <sub>2</sub>
1970	Joseph Silva, Western Ill.	25-8
1971	Tom Geredine, NE Missouri	24-7 <sup>3</sup> / <sub>4</sub>

## POLE VAULT

1963	Dale Mittag, Redlands	14-5 <sup>1</sup> / <sub>4</sub>
1964	Sam Kirk, Redlands	15-6 <sup>3</sup> / <sub>4</sub>
1965	Bill Latone, Chico State	14-6
1966	Peter Chen, American	15-7 <sup>1</sup> / <sub>2</sub>
1967	Mike Hanna, Indiana State	15-6

## POLE VAULT—cont.

1968	Peter Chen, American	16-1
1969	Don Albritton, NE Missouri	15-8
1970	Larry Frank, S. Dakota St.	16-0
1971	Dan Steben, Occidental	15-6 <sup>1</sup> / <sub>2</sub>

## SHOT PUT

1963	Al Santio, Maryland St.	54-0
1964	Lee Johnson, Redlands	57-3
1965	Lee Johnson, Redlands	57-4
1966	Houston Ridge, San Diego St.	60-10 <sup>1</sup> / <sub>2</sub>
1967	Jim Hannefeld, Long Beach St.	58-5 <sup>3</sup> / <sub>4</sub>
1968	Clayton Larson, Hayward St.	58-4 <sup>1</sup> / <sub>2</sub>
1969	Terry Livermore, Portland St.	56-5 <sup>3</sup> / <sub>4</sub>
1970	Joe Wevurs, C. W. Post	54-9
1971	Mike McCready, Northern Iowa	57-8 <sup>3</sup> / <sub>4</sub>

## DISCUS THROW

1963	Al Santio, Maryland St.	173-4
1964	Robt. Ruess, Ohio Wesleyan	173-0
1965	Stan McDonald, Linc. (Mo.)	167-10 <sup>1</sup> / <sub>2</sub>
1966	Stan McDonald, Linc. (Mo.)	177-7 <sup>1</sup> / <sub>2</sub>
1967	Stan McDonald, Linc. (Mo.)	178-11 <sup>1</sup> / <sub>2</sub>
1968	C. B. Crouse, Case	157-10
1969	Clint Brown, Occidental	162-2
1970	William Lamberson, SW Mo.	170-0
1971	Karl Bivans, Millersville	171-4

## JAVELIN THROW

1963	Stuart Levitt, Haverford	223-9
1964	Ben LaVille, Cal Poly	223-3 <sup>1</sup> / <sub>4</sub>
1965	Ben LaVille, Cal Poly	235-9
1966	Keith Brown, Central Mo.	222-5 <sup>1</sup> / <sub>2</sub>
1967	Frank San Filippo, CP Pomona	221-5
1968	Darol Wintle, Weber State	239-8
1969	Rolf Hoppe, San Fernando St.	230-7
1970	Bill Kouvolo, Eastern Mich.	238-0
1971	Andy Weber, Hayward St.	235-2

## HAMMER THROW

1963	Brian Murphy, UW Milwaukee	109-1 <sup>1</sup> / <sub>2</sub>
1964	Alex Schulten, Bowdoin	189-5 <sup>3</sup> / <sub>4</sub>
1965	Wayne Pangburn, Bates	185-10
1966	Wayne Pangburn, Bates	187-5
1967	Ed O'Donoghue, Boston St.	162-4
1968	August Ziilncar, Monmouth (NJ)	195-1
1969	Roger Best, Bowdoin	183-11
1970	George Jerome, So. Conn.	175-11
1971	Frank Bredice, So. Conn.	186-10

## TRIPLE JUMP

1963	Norman Tate, N. Cor. Col.	49-11
1964	Charles Craig, Fresno St.	51-9 <sup>1</sup> / <sub>4</sub>
1965	Norman Tate, N. Cor. Col.	51-7 <sup>1</sup> / <sub>2</sub>
1966	Mike McInerney, Sac. St.	47-7 <sup>1</sup> / <sub>2</sub>
1967	Jerry Wgiant, UC Santa Barb.	48-6 <sup>1</sup> / <sub>4</sub>
1968	Steve Gough, Seattle Pacific	50-3
1969	John Craft, Eastern Ill.	53-9
1970	Mohinder Gill, Cal Poly	51-4 <sup>1</sup> / <sub>2</sub>
1971	Mohinder Gill, Cal Poly	51-10

## DECATHLON

1970	Steve Gough, Seattle Pacific	7269
1971	Bill Bakley, Westmont	7067

## 440-YARD RELAY

1964	Fresno St. (Marvin Bryant, Sam Workman, Sid Nickolas, Darel Newman)	40.5
1965	San Diego St. (Wilbur Smith, John Gedney, Larry Godfrey, Bruce Hafer)	43.1
1966	San Diego St. (Rick Heckler, Wilbur Smith, Fred Featherstone, Robert Jones)	41.5
1967	Cal Poly (Dave Scott, Lan Stenhouse, Ruben Smith, Cecil Turner)	40.8
1968	Cal Poly (Cecil Turner, Leo DeWinter, Ruben Smith, Jim Edmondson)	40.4
1969	Cal Poly (Manual Murrell, Leo DeWinter, Ruben Smith, Jim Edmondson)	41.0
1970	N. C. Central (Ken Thompson, James Stewart, Floyd Williams, Larry Black)	40.4
1971	Sacramento St. (Ralph Ligons, Tom Allen, Quentin Pruitt, Clarence Jones)	40.5

## MILE RELAY

1964	Pepperdine (Ray Bursleson, John Norton, Bill Scheue, Harold Howard)	3:15.1
1965	San Diego St. (Larry Godfrey, John Gedney, Rick Hermann, Bruce Hafer)	3:13.6
1966	Kentucky St. (Marshall Glover, Donald Sims, Vernell Turner, Jim Kemp)	3:10.7
1967	So. Colo. (Clayton Call, Gene Morenz, John Martinez, Isaac Barnes)	3:15.0
1968	UC Santa Barbara (Bill Miller, Bob Miller, Dennis Chiniaeff, Jay Elbel)	3:12.0
1969	Morgan St. (Ben Lewis, John Jones, Ed Madden, Greg Daughtry)	3:12.0
1970	Adelphi (Bill McPherson, Dennis Walker, Kit Pratt, Clyde McPherson)	3:08.0
1971	Adelphi (Ray Lee, Keith Davis, Dennis Walker, Clyde McPherson)	3:07.5

## All-Time National Indoor Championship Results

Year	Site or Host	Team Champion, Coach	Runner-up
1965	Detroit	MISSOURI, Tom Botts	Okla. State
1966	Detroit	KANSAS, Bob Timmons	Southern Cal
1967	Detroit	SOUTHERN CAL, Vern Wolfe	Oklahoma
1968	Detroit	VILLANOVA, Jim Elliott	Southern Cal
1969	Detroit	KANSAS, Bob Timmons	Villanova
1970	Detroit	KANSAS, Bob Timmons	Villanova
1971	Detroit	VILLANOVA, Jim Elliott	UTex. El Paso

## All-Time Individual Champions

## 60-YARD DASH

1965	Charlie Greene, Nebraska	6.1
1966	Charlie Greene, Nebraska	6.0
1967	Charlie Greene, Nebraska	6.0
1968	Jim Green, Kentucky	6.0
1969	John Carlos, San Jose St.	6.0
1970	Herb Washington, Mich. State	5.9
1971	Jim Green, Kentucky	6.0

## 440-YARD RUN

1965	Theron Lewis, Southern U.	47.8
1966	Bill Calhoun, Oklahoma	48.9
	Don Payne, Kansas St.	48.9
1967	Bill Calhoun, Oklahoma	48.9
1968	Larry James, Villanova	47.0
1969	Larry James, Villanova	47.3
1970	Larry James, Villanova	48.3
1971	Tom Ulan, Rutgers	48.8

## 600-YARD RUN

1965	Leland Albright, LSU	1:10.0
1966	Martin McGrady, Central O.	1:09.4
1967	Steve Carson, Iowa State	1:10.2
1968	Tom Albright, Colgate	1:10.6
1969	Bill Wehrwein, Mich. State	1:09.8
1970	Rich Wolhuter, Notre Dame	1:09.5
1971	Tommie Turner, Murray St.	1:09.6

## 880-YARD RUN

1965	Tom Von Ruden, Okla. State	1:51.8
1966	Ricardo Urbina, Georgetown	1:51.9
1967	Dave Patrick, Villanova	1:48.9
1968	Dave Patrick, Villanova	1:52.0
1969	Frank Murphy, Villanova	1:51.1
1970	Mark Winzenried, Wisconsin	1:51.7
1971	Mark Winzenried, Wisconsin	1:50.9

## 1000-YARD RUN

1965	Robin Lingle, Missouri	2:08.9
1966	Herb Germann, Seton Hall	2:12.9
1967	Ray Arrington, Wisconsin	2:07.8
1968	Ray Arrington, Wisconsin	2:09.3
1969	Ray Arrington, Wisconsin	2:08.0
1970	Keith Colburn, Harvard	2:09.9
1971	Bob Wheeler, Duke	2:07.4

## MILE RUN

1965	Chris Johnson, So. Cal	4:08.0
1966	Conrad Nightingale, Kansas St.	4:03.4
1967	Jim Ryun, Kansas	3:58.6
1968	Jim Ryun, Kansas	4:06.8
1969	Jim Ryun, Kansas	4:02.6
1970	Howell Michael, Wm. & Mary	4:03.1
1971	Marty Liquori, Villanova	4:04.7

## TWO-MILE RUN

1965	Herald Hadley, Kansas	8:56.4
1966	Gerry Lindgren, Wash. State	8:41.3
1967	Gerry Lindgren, Wash. State	8:34.7
1968	Jim Ryun, Kansas	8:38.9
1969	Ole Olson, So. Cal.	8:45.2
1970	Jerry Richey, Pittsburgh	8:39.2
1971	Marty Liquori, Villanova	8:37.1

## 60-YARD HIGH HURDLES

1965	Gene Washington, Mich. State	7.2
1966	Jerry Cerulla, Utah State	7.2
1967	Earl McCulloch, So. Cal.	7.0
1968	Richmond Flowers, Tenn.	7.0
1969	Erv Hall, Villanova	7.0
1970	Thomas Hill, Arkansas St.	6.9
1971	Marcus Walker, Colorado	7.0

## HIGH JUMP

1965	Frank Costello, Maryland	6-10
1966	Otis Burrell, Nevada	7- 0
1967	Ted Downing, Miami (O.)	7- 0
1968	Dick Fosbury, Oregon St.	7- 0
1969	Ron Jourdan, Florida	7- 0 <sup>3/4</sup>
1970	Ken Lundmark, Brigham Young	7- 0
1971	Pat Matzdorf, Wisconsin	7- 2

## LONG JUMP

1965	Mike Cole, Maryland	25-1
1966	Rainer Stenius, L.A. State	25-7
1967	Aaron Hopkins, Toledo	24-7 <sup>3/4</sup>
1968	Bob Beamon, UTex El Paso	27-2 <sup>3/4</sup>
1969	Ron Jessie, Kansas	25-2 <sup>1/2</sup>
1970	Bill Lightsey, Kentucky	25-2 <sup>1/4</sup>
1971	Henry Hines, Southern Cal	26-1 <sup>1/4</sup>

## POLE VAULT

1965	Bob Yard, Wash. State	15-8 <sup>1/4</sup>
1966	Bill Fosdick, So. Cal.	16-0 <sup>1/4</sup>
1967	Bob Seagren, So. Cal.	17-0 <sup>1/4</sup>
1968	Paul Wilson, So. Cal.	16-8
1969	Les Smith, Miami, O.	16-6
1970	Jim Williamson, Maryland	16-6
1971	Scott Wallick, Miami, O.	16-8

## SHOT PUT

1965	Randy Matson, Texas A&M	63-2 <sup>1/4</sup>
1966	George Woods, Southern Ill.	61-3 <sup>1/4</sup>
1967	Ken Patera, Brigham Young	59-6
1968	John Van Reenan, Wash. St.	62-1
1969	Karl Salb, Kansas	66-8 <sup>3/4</sup>
1970	Karl Salb, Kansas	67-2 <sup>1/2</sup>
1971	Karl Salb, Kansas	65-9

## 35-LB WEIGHT

1966	Bob Mead, Manhattan	59- 0 <sup>1/2</sup>
1967	Andy Yuen, Connecticut	61- 9 <sup>3/4</sup>
1968	Bob Narcessian, Rhode Is.	65- 5 <sup>3/4</sup>
1969	Charles Ajoonian, Harvard	61- 8 <sup>1/2</sup>
1970	Ed Nosal, Harvard	63- 6 <sup>1/4</sup>
1971	Al Schoterman, Kent State	68-10 <sup>1/4</sup>

## TRIPLE JUMP

1968	Bob Beamon, UTex El Paso	52- 3 <sup>1/2</sup>
1969	Lennox Burgher, Nebraska	52- 0 <sup>1/2</sup>
1970	Milan Tiff, Miami, O.	51-11 <sup>1/2</sup>
1971	Mohinder Gill, Cal Poly	52- 9 <sup>3/4</sup>

## MILE RELAY

1965	Morgan St. (Dennis Edgehill, Henry Hawthorne, Tim Johnson, Nick Lee)	3:15.6
1966	Morgan St. (Ray Pollard, Herman Hawthorne, Malbert Brown, Howard Stanback)	3:16.5
1967	Oklahoma (James Shields, Jim Hardwick, Tom Melton, Bill Calhoun)	3:15.5
1968	Villanova (Hal Nichter, Harge Davis, Ken Prince, Larry James)	3:14.4
1969	Tennessee (Gary Womble, Larry Kelly, Audrey Hardy, Hardee McAlhaney)	3:14.6
1970	Villanova (Lamotte Hyman, Greg Govan, Harge Davis, Larry James)	3:15.3
1971	Adelphi (Ray Lee, Keith Davis, Dennis Walker, Clyde McPherson)	3:15.5

## TWO-MILE RELAY

1965	Okla. State (Jim Metcalf, John Perry, Tom Von Ruden, Dave Perry)	7:27.9
1966	Okla. State (Arnold Droke, John Perry, Jim Metcalf, Tom Von Ruden)	7:30.9
1967	Southern Cal. (Richard Joyce, Dave Buck, Dennis Carr, Carl Trentadue)	7:30.1
1968	Harvard (Trey Burns, Royce Shaw, Jim Baker, Dave McKelvey)	7:26.8
1969	Kansas St. (Dave Peterson, Jerome Howe, Bob Barratti, Ken Swenson)	7:32.2
1969	Kansas St. (Dave Peterson, Jerome Howe, Bob Barratti, Ken Swenson)	7:25.7
1970	Kansas (Dennis Stewart, Jim Neihouse, Roger Kathol, Brian McElroy)	7:32.4
1971	UTex. El Paso (Peter Romero, Fernando de la Cerda, Rod Hill, Kerry Ellison)	7:37.4

## DISTANCE MEDLEY RELAY

1967	Kansas St. (Charles Harper, Terry Holbrook, Wes Dutton, Conrad Nightingale)	9:44.6
1968	Villanova (Charles Messenger, Bob Whitehead, Tom Donnelly, Frank Murphy)	9:49.5
1969	Villanova (Andy O'Reilly, Ernie Bradshaw, Chris Mason, Frank Murphy)	9:45.8
1970	Manhattan (John Lovett, Mike Kenny, Al Novell, Tom Donahue)	9:49.2
1971	Pittsburgh (Ken Silay, Doral Watley, Mike Schurko, Jerry Richey)	9:45.7

# JUNIOR COLLEGE SECTION

## Mesa's NJCAA Track Domination Ends With New Mexico Junior College Win

By **GEORGE E. KILLIAN**

*Executive Director, National Junior College Athletic Assn.*

New Mexico Junior College of Hobbs won the 31st annual NJCAA track and field championship, edging out Odessa (Tex.) Junior College in the meet's final event, the mile relay.

The Thunderbirds trailed by four points going into the relay, and their fourth place finish in the event gave them enough points for the victory, 47 to Odessa's 46. Three-time defending champion Mesa (Ariz.), the host for the championships, was third with 43 points.

Nine meet records were broken in the three-day spectacular. The top performance came from Reggie McAfee of Brevard (N.C.) College, who set new records in the mile (4:04.4) and two mile (9:00.5).

Odessa's Willie Harrison collected 20½ points to win the high point award for the meet. Ross Black, coach of the new national champions, was named "Coach of the Year" by the NJCAA Track Coaches Association.

### 30th National Junior College Championships

*Mesa, Ariz., May 20-22, 1971*

**SCORING**—New Mexico 47, Odessa 46, Mesa 43, North Platte 38, Brevard 36, East-ern Okla. 34, Grand Rapids 24, Seminole 22, Manatee 22, Miami-Dade S. 20, Phoenix 18, Glendale 14, Blinn 12, Ranger 12, South Plains 11, Florissant Valley 10½, Hutchin-son 10, Bronx 10, Worthington 9, Montgomery 8, Wharton 8, Neb. Western 7, Mt. Hood 7, Vincennes 6, Ill. Valley 6, Jackson 6, Parkland 4, Camden 4, Genesee Hood 4, Florida 4, SW Michigan 4, Sauk Valley 2, Lake City 2, Allegheny 2, 4, Florida 4, SW Michigan 4, Sauk Valley 2, Lake City 2, Kansas City 1, Barton Suffolk Cty. 2, Ricks 2, Jefferson St. 1, Johnson & Wales 1, NE Colorado ½, Cty. 1, John C. Calhoun 1, Cloud Cty. 1, Butler Cty. 1, NE Colorado ½.

**100**—Harrison (O) 9.5, Vizcarrendo (W), Webb (NP), Perkins (M), Nutall (W), Bates (MH); **220**—Webb (NP) 21.4, Harrison (O), Johnston (E), Hampton (FC), Gierman (PhC), Perkins (M); **440**—Stapp (EO) 46.9, Lee (MDS), Williams (R), Cantrell (NM), Cool Paulus (PHC), Faust (JCC); **880**—Stewart (B) 1:48.8, Griffith (MDS), Euell (M), Cool (GR), Pebler (Ph), Edwards (CC); **MILE**—McAfee (B) 4:04.4, Wright 2, Allegheny 2, 4, Florida 4, SW Michigan 4, Sauk Valley 2, Lake City 2, Kansas City 1, Barton Suffolk Cty. 2, Ricks 2, Jefferson St. 1, Johnson & Wales 1, NE Colorado ½.

**100-HARRISON** (O) 9.5, Vizcarrendo (W), Webb (NP), Perkins (M), Nutall (W), Bates (MH); **220**—Webb (NP) 21.4, Harrison (O), Johnston (E), Hampton (FC), Gierman (PhC), Perkins (M); **440**—Stapp (EO) 46.9, Lee (MDS), Williams (R), Cantrell (NM), Cool Paulus (PHC), Faust (JCC); **880**—Stewart (B) 1:48.8, Griffith (MDS), Euell (M), Cool (GR), Pebler (Ph), Edwards (CC); **MILE**—McAfee (B) 4:04.4, Wright 2, Allegheny 2, 4, Florida 4, SW Michigan 4, Sauk Valley 2, Lake City 2, Kansas City 1, Barton Suffolk Cty. 2, Ricks 2, Jefferson St. 1, Johnson & Wales 1, NE Colorado ½.

**100-HARRISON** (O) 9.5, Vizcarrendo (W), Webb (NP), Perkins (M), Nutall (W), Bates (MH); **220**—Webb (NP) 21.4, Harrison (O), Johnston (E), Hampton (FC), Gierman (PhC), Perkins (M); **440**—Stapp (EO) 46.9, Lee (MDS), Williams (R), Cantrell (NM), Cool Paulus (PHC), Faust (JCC); **880**—Stewart (B) 1:48.8, Griffith (MDS), Euell (M), Cool (GR), Pebler (Ph), Edwards (CC); **MILE**—McAfee (B) 4:04.4, Wright 2, Allegheny 2, 4, Florida 4, SW Michigan 4, Sauk Valley 2, Lake City 2, Kansas City 1, Barton Suffolk Cty. 2, Ricks 2, Jefferson St. 1, Johnson & Wales 1, NE Colorado ½.

**RELAYS**—440—Odessa 40.6, E. Oklahoma, Blinn, Miami-Dade S., Mesa, Florissant Valley; **MILE**—E. Oklahoma 3:12.4, Florissant Valley, Ranger, New Mexico, Vincennes, South Plains.

## National Junior College Records

*Made by competitors attending a two-year college and accepted by the National Joint Junior College Track Records Committee. Claims for National Junior College records should be submitted to Dave Kamanski, Cerritos College, Norwalk, Cal., or George Killian, National Junior College Athletic Association, Hilton Inn, Hutchinson, Kan.*

**100-yard dash**—9.2—Doug Hawken (Glendale CC), 1969.

**220-yard dash**—20.5—Mike Frey (Mesa CC, Ariz.), 1968.

**440-yard dash (two turns)**—46.1s—Lee Evans (San Jose CC) Sacramento, Calif., June 11, 1966.

**880-yard run**—1m. 48.6s—Ray Van Asten (Mt. San Antonio) Walnut, Calif., Apr. 28, 1962.

**One-mile run**—3m. 56.1s—Neill Duggan (Allan Hancock) San Diego, Calif., June 11, 1966.

**Two-mile run**—8:52.4—Phil Burkewit (Spokane CC) Spokane, Wash., 1970.

**Three-mile run**—13:58.5—Terry McKeon (Golden West) Huntington Beach, Cal., May 22, 1971.

**120-yard high hurdles**—13.5—Charles Rich (Los Angeles Southwest) San Diego, Cal., May 22, 1971.

**440-yard intermediate hurdles**—51.2s—Geoffrey Vanderstock (Mt. San Antonio) Walnut, Cal., Apr. 16, 1966.

**High Jump**—7-1½—Ed Caruthers (Santa Ana) Norwalk, Cal., Apr. 15, 1965; Ray Lisby (Mesa CC, Ariz.), 1971.

**Long jump**—26ft. 2¼in.—Henry Hines (Sacramento CC) Fresno, Cal., May 10, 1969.

**Triple jump**—51ft. 10 3/4in.—Mahoney Samuels (Foothill Col.) Fresno, Calif., May 12, 1962; Robert Reader (Bakersfield) Fresno, Cal., May 10, 1969.

**Pole vault**—16ft. 8in.—Dennis Phillips (San Mateo) Sacramento, Calif., June 11, 1966.

**Shot put**—62-1—Spike Walker (Spokane Falls CC) Spokane, Wash., May 15, 1971.

**Discus**—187ft. 5in.—Les Mills (Foothill Col.) Modesto, Calif., May 18, 1963.

**Javelin**—273ft.—Mark Murro (Mesa Comm. Col.) Garden City, Kan., Apr. 9, 1968.

**440-yard relay**—40.4s—Merritt (Norbert Payton, Henry Stuckey, Larry Glenn, Warren Edmonson) Modesto, Cal., May 24, 1969.

**880-yard relay**—1m. 24.1s.—Merritt (Norbert Payton, Henry Stuckey, Larry Glenn, Warren Edmonson) Cupertino, Cal., Apr. 26, 1969.

**One-mile relay**—3m. 8.2s.—Merritt (Larry Glenn, Henry Stuckey, Warren Edmonson, Lamont Jackson) Cupertino, Cal., Apr. 26, 1969.

**Two-mile relay**—7m. 29.3s.—L.A. Pierce (Biff Newman, Terry Tubb, Paul Myers, Robert Hansen) Fresno, Cal., May 13, 1967.

**Four-mile relay**—17m. 0.4s.—L.A. Valley (Mark Covert, Bob King, Mike Wagenbach, Jim Estes) Walnut, Cal., Apr. 25, 1969.

**Sprint medley relay**—3m. 22.8s.—Mt. San Antonio (Ray Van Asten, Lee Phillips, Duane Reidenbach, Bob Miltz) Walnut, Cal. Apr. 28, 1961; Sacramento CC (Thomas Allen, Mike Bates, James Mott, Robert Martin) Los Altos, Cal., Apr. 27, 1968.

**Distance medley relay**—9m. 53.4s.—American River Col. (Al Bianciani, Kay King, Roy Vogel, Joe Neff), Fresno, Calif., May 9, 1964.

**480-yard shuttle hurdle relay (low, high, low, high)**—53.7s.—Mt. San Antonio (Bob Seagren, Geoffrey Vanderstock, Bruce Johnson, Don Shy) Walnut, Calif., Apr. 23, 1965.

**480-yard high hurdle shuttle relay**—59.7—Mt. San Antonio (Mike Hall, Rick Mauck, Al Stinson, Charles Penn) Walnut, Cal., Apr. 25, 1970; Mt. San Antonio (Charles Penn, Doug Todd, Mario Lobato, Mike Hill) Walnut, Cal., Mar. 12, 1971.

# HIGH SCHOOL SECTION

## 1971 High School Honor Roll

Compiled by **WILLIAM W. RUSSELL**  
 Commissioner, California Interscholastic Federation

Outstanding marks for inclusion in the 1972 Honor Roll should be forwarded to the secretaries of the various State High School Athletic Associations by whom they will be approved and forwarded to Wm. W. Russell, Commissioner, CIF, 470 South Patterson Ave., Santa Barbara, Cal.

Performances made by eligible high school athletes whose schools are members of their State High School Athletic Association; performances made in interscholastic competition at a meeting involving five or more schools; winning performances in races without wind assistance.

### 100-YARD DASH

Name, School	Best Mark
Dierschke, Sealy, Tex.	9.4
Franco, Hartford, Conn.	9.5
Hill, Hammond, La.	9.5
McGraw, South Oak Cliff, Dallas	9.5
Dill, Northern, Detroit, Mich.	9.6
Jones, Evanston, Ill.	9.6
Gullett, Horace Mann, Gary, Ind.	9.6
Lawson, Libbey, Toledo, O.	9.6
Ross, Long Beach Poly, Cal.	9.6
Whatley, Lee, Montgomery, Ala.	9.6
Lehman, Bisbee, Ariz.	9.6
Ray, Ligon, Raleigh, N.C.	9.6
Reddick, Hamilton, Los Angeles	9.6

### 220-YARD DASH

Dill, Northern, Detroit, Mich.	20.6
Wilson, Ector, Odessa, Tex.	20.9
Dierschke, Sealy, Tex.	21.0
Jackson, Centennial, Compton, Ca.	21.0
Still, Haddon Heights, N.J.	21.0
Jones, Evanston, Ill.	21.1
Brooks, Lubbock, Tex.	21.1
Allison, Carthage, Tex.	21.3
Gray, S. Mountain, Phoenix, Ariz.	21.3
Gullett, Horace Mann, Gary, Ind.	21.3
Perry, Lincoln, Port Arthur, Tex.	21.3
Walker, East, Denver, Colo.	21.3

### 440-YARD DASH

Krzyzosiak, Garden Grove, Cal.	46.7
Brown, Sunnyvale, Cal.	47.2
Buggs, Avondale Estates, Ga.	47.3
Brown, Moore, Waco, Tex.	47.5
Taylor, East, Akron, O.	47.5
Robbins, Drestrehan, La.	47.6
De Dora, Santa Rosa, Cal.	47.8
Parry, Springbrook, Md.	47.8
Redd, Hamilton, Elmsford, N.Y.	47.8
Crump, Rickards, Tallahassee, Fla.	47.9
Durden, Roosevelt, Gary, Ind.	47.9

### 880-YARD RUN

Keeling, Morn'side, Inglewood, Ca.	1:51.8
Grant, Jones, Houston, Tex.	1:52.0

### 880-YARD RUN—cont.

Name, School	Best Mark
Tyrell, Saratoga, Cal.	1:52.2
Smith, Simsbury, Conn.	1:52.4
Rose, Corona del Mar, Cal.	1:52.7
Gauschino, North Bergen, N.J.	1:52.8
Garrison, Antioch, Tenn.	1:52.9
Proto, Scotch Plains, N.J.	1:52.9
Veney, Compton Centennial, Cal.	1:52.9
Defreecen, Glenville, Cleveland	1:53.0
Parish, Hammond, Ind.	1:53.0

### MILE RUN

Merrick, New Lenox, Ill.	4:07.4
Brown, Johnson City, Tenn.	4:08.5
Smith, East, Wichita, Kan.	4:09.4
Tubb, Cleveland, Los Angeles	4:09.6
Cummings, Santa Maria, Cal.	4:10.7
Feig, South, Eugene, Ore.	4:11.2
Heidenreich, Watertown, S.D.	4:12.0
Shipman, Bedford, Ind.	4:13.2
Skelton, Hollywood, Fla.	4:13.2
Stewart, Pearce, Richardson, Tex.	4:13.3

### TWO-MILE RUN

Merrick, New Lenox, Ill.	8:48.9
Fleet, Clairemont, San Diego	8:53.8
Smith, East, Wichita, Kan.	8:57.8
Innes, Upland, Cal.	9:00.0
Amaya, Wilson, Los Angeles	9:05.4
Duggan, Hartford, Conn.	9:06.3
Fleming, Hale, West Allis, Wis.	9:07.4
Butynes, Sterling, N.J.	9:08.9
McDonald, Lawrence, Kan.	9:08.9
Davis, Pasadena, Cal.	9:11.8

### 120-YARD HIGH HURDLES

Lightfoot, Plainview, Tex.	13.5
Jackson, Lompoc, Cal.	13.6
Ricciardi, Kennedy, Iselin, N.J.	13.8
Sulak, Ganado, Tex.	13.8
Ghazlo, Locke, Los Angeles	13.9
Littlefield, Baytown, Tex.	13.9
Orum, Lee, Montgomery, Ala.	13.9
Parks, Roosevelt, Dayton, O.	13.9

### 180-YARD LOW HURDLES

Name, School	Best Mark
Mosley, Bakersfield, Cal.	18.5
Davis, Tucson, Ariz.	18.6
Blackshear, Metuchen, N.J.	18.8
Pierre, York, Pa.	18.8
Ritter, York, Pa.	18.8
Givens, Luers, Fort Wayne, Ind.	18.9
Murphy, Alton, Ill.	18.9

### POLE VAULT

Miller, Twin Falls, Idaho	15-7
Yates, Inglewood, Cal.	15-3
Ridlen, Haworth, Kowomo, Ind.	15-2½
McElveen, Westchester, Houston	15-2½
Mooers, Placencia, Cal.	15-2
Quinn, Monroe, Los Angeles	15-2
White, Compton, Cal.	15-2
Ford, Cedar Rapids, Iowa	15-1½
Nielsen, West, Iowa City, Iowa	15-1½
Lauer, North Platte, Neb.	15-1½

### HIGH JUMP

Stones, Glendale, Cal.	7- 1½
De Loach, Irvin, El Paso, Tex.	6-10
Elders, Fresno, Cal.	6-10
Woods, Estacada, Ore.	6-10
Hobson, Birmingham, Ala.	6- 9¼
Kafer, Gatesville, Tex.	6- 9¼
Smith, McPherson, Kan.	6- 9¼
Bair, Jefferson, Denver, Colo.	6- 9
Kotinek, Millikan, Long Beach	6- 9
McGuire, Charlottesville, Va.	6- 9
Miller, Pleasant Hill, Cal.	6- 9

### LONG JUMP

Williams, Edison, Fresno, Cal.	25- 4½
Graves, North, Dallas, Tex.	24- 7½
Hollins, McKinney, Tex.	24- 6
Radcliffe, UMS, Mobile, Ala.	24- 5½
Flippen, Riverhead, N.Y.	24- 4¾
Young, Sherman, Tex.	24- 2
Powdrell, Highlands, Albuquerque	24- 1¾
Singletary, Garfield, Seattle	24- 0¾
Baxter, Loara, Anaheim, Cal.	23-11¾
Krzyzosiak, Garden Grove, Cal.	23-11¾

### TRIPLE JUMP

Williams, Edison, Fresno, Cal.	52- 3¼
McBryde, Mt. Vernon, N.Y.	50- 7¼
Witherspoon, Newport News, Va.	49- 4¼
Zanca, Franklin Sq., Carey, N.Y.	49- 2¼
Orum, Lee, Montgomery, Ala.	48- 0¾
Krebs, Palo Alto, Cal.	47- 9¼
Buggs, Avondale Estates, Ga.	47- 9¼
Peters, Wantagh, N.Y.	47- 8¾
Giles, Riverhead, N.Y.	47- 8
Thompson, Opelousas, La.	47- 7
Wright, Rippowam, Stanf'd, Conn.	47- 7

### SHOT PUT

Stevens, Newport Harbor, Cal.	67- 2¼
Albritton, Newport Harbor, Cal.	65- 5
Gemvarra, Essex Catholic, N.J.	65- 1
Sennick, Baldwin, Pa.	64- 0
Carter, Monterey, Lubbock, Tex.	63- 3¼
Cross, N. Hollywood, Cal.	62- 9¼
Briggs, Wesson, Colo. Springs	62- 9
McCall, Cent'nial, Compton, Cal.	62- 8½
Smith, Woodville, Tex.	62- 1½
Carter, Ft. Lauderdale, Fla.	62- 1
Gotherright, Mt. Clemens, Mich.	62- 1

### DISCUS

Name, School	Best Mark
Whitaker, Torimington, Wyo.	189- 7
Sandoz, Opelousas, La.	188- 9
McGoldrick, Orofino, Idaho	185-10
Otto, Porterville, Cal.	184- 9
Overton, Los Altos, Cal.	184- 9
Heard, Douglas, Winston, Ore.	184- 7
Kortemeyer, Lennox, S.D.	184- 4
Hannon, Levittown Mem., N.Y.	183- 8
Gunther, Moraga, Cal.	181-11
Howard, Arcadia, Scottsdale, Az.	181- 3
Arneson, Palo Verde, Tucson, Az.	181- 3

### JAVELIN

Francis, Pleasant Hill, Ore.	254-11
George, Brigham City, Utah	244- 9
Baardson, Beaverton, Ore.	244- 0
Carter, South, Eugene, Ore.	236- 2
Daniel, Rockaway, Ore.	235- 3
Ewaliko, Gervais, Ore.	234- 3
LaBlanc, Derby, Kan.	224- 0
Martin, Terrebonne, Houma, La.	223- 2
Dow, Hillsboro, Ore.	222- 5
Ritchie, Medford, Ore.	222- 3

### 440-YARD RELAY

Smiley HS, Houston, Tex.	40.8
El Cerrito HS, Cal.	41.1
Elmore HS, Houston, Tex.	41.2
Hamilton HS, Los Angeles, Cal.	41.2
Ector HS, Odessa, Tex.	41.3
North HS, Dallas, Tex.	41.5
Lincoln HS, Port Arthur, Tex.	41.5
Davis HS, Montgomery, Ala.	41.5

### 880-YARD RELAY

Terrebonne HS, Houma, La.	1:26.1
Northern HS, Detroit, Mich.	1:27.0
Davis HS, Montgomery, Ala.	1:27.0
Monterey HS, Lubbock, Tex.	1:27.2
Permian HS, Odessa, Tex.	1:27.3
East HS, Moline, Ill.	1:27.5
De Sota County HS, Arcadia, Fla.	1:27.7
Horace Mann HS, Gary, Ind.	1:27.7
Lee HS, Montgomery, Ala.	1:27.7

### MILE RELAY

Jones HS, Houston, Tex.	3:12.9
Castlemont HS, Oakland, Cal.	3:13.2
Midland HS, Tex.	3:15.2
Ector HS, Odessa, Tex.	3:15.2
West HS, Bakersfield, Cal.	3:15.8
Manual HS, Denver, Colo.	3:16.2
Washington HS, Los Angeles	3:16.3
Pinkston HS, Dallas, Tex.	3:16.8
Roosevelt HS, Dayton, O.	3:16.9
Davis HS, Montgomery, Ala.	3:17.1

### SPRINT MEDLEY RELAY


Andress HS, El Paso, Tex.	3:30.4
East HS, Sioux City, Iowa	3:31.4
Southeast HS, Wichita, Kan.	3:31.8
El Cerrito HS, Cal.	3:32.5
Moorhead HS, Minn.	3:32.6
Watertown HS, S.D.	3:32.6
Granger HS, Salt Lake City, Utah	3:33.6
Davis HS, Montgomery, Ala.	3:33.7
North HS, Wichita, Kan.	3:34.0
Sterling HS, Baytown, Tex.	3:34.1



# National High School Records

*These are accepted as national records by the Records Committee of the National Federation of State High School Athletic Associations.*

- 100-yard dash—9.3s.**  
William Gaines (Clearview Regional HS, Mullica Hill, N.J.) Deptford, N.J., 1967.
- 220-yard dash—20.2s.**  
Forrest Beaty (Hoover HS, Glendale, Calif.) Chaffey, Calif., 1961.
- 440-yard dash—46.1s.**  
Ulis Williams (Senior HS, Compton, Calif.) Ontario, Calif., 1961.
- 880-yard run—1m. 48.8s.**  
Richard Joyce (Sierra HS, Whittier, Calif.) Bakersfield, Calif., 1965.
- One-mile run—3m. 58.3s.**  
James Ryun (Wichita East HS, Kan.) Wichita, Kan., 1965.
- Two-mile run—8m. 41.5s.**  
Steve R. Prefontaine (Marshfield HS, Coos Bay, Ore.) Corvallis, Ore., 1969.
- 120-yard high hurdles—13.5s.**  
Richmond Flowers, Jr. (Sidney Lanier HS, Montgomery, Ala.) Mobile, Ala., 1965.  
William Tipton (Central HS, Pontiac, Mich.) Saginaw, Mich., 1967.  
Randall Lightfoot (Plainview HS, Plainview, Tex.) Austin, Tex., 1971.
- 180-yard low hurdles—18.1s.**  
Steve Caminiti (Crespi Carmelite HS, Encino, Calif.) Encino, Calif., 1964.  
Donald Castronovo (Oceanside HS, N.Y.) Ithaca, N.Y., 1964.  
Earl McCulloch (Polytechnic HS, Long Beach, Calif.) Norwalk, Calif., 1964.
- 200-yard low hurdles—21.7s.**  
William Bless (Thomas Jefferson HS, San Antonio, Tex.) Dallas, Tex., 1948.
- High jump—7 ft. 1½ in.**  
Dwight Stones (Glendale HS, Glendale, Cal.) Berkeley, Cal., 1971.
- Long jump—25ft. 7in.**  
Jerry Proctor (John Muir HS, Pasadena, Cal.) Ontario, Cal., 1967.
- Triple jump—52ft. 6¼in.**  
David Tucker (San Joaquin Mem. HS, Fresno, Cal.) Bakersfield, Cal., 1970.
- Pole vault (indoor)—16ft. ¾in.**  
Paul Wilson (Warren HS, Downey, Calif.) Los Angeles, Calif., 1965.
- Pole vault (outdoor)—16ft. 7in.**  
Casey Carrigan (Orting HS, Wash.) Bellingham, Wash., 1969.  
Robert C. Pollard (Los Angeles HS, Cal.) Los Angeles, Cal., 1969.
- Shot put—72ft. 3¼in.**  
Sam Walker (W.W. Samuells HS, Ft. Worth, Tex.) Corpus Christi, Tex., 1968.
- Discus throw—201ft. 3in.**  
Christopher James Adams (Los Altos HS, Cal.) Berkeley, Cal., 1970.
- Javelin throw—254 ft. 11 in.**  
Russell Francis, Pleasant Hill HS, Pleasant Hill, Ore.) Pleasant Hill, Ore., 1971.
- 440-yard relay—40.2s.**  
Lincoln HS, Dallas, Tex. (Delley, G. Pouncy, J. Pouncy, Shaw) Austin, Tex., 1970.
- 880-yard relay—1m. 25.4s.**  
White Plains HS, N.Y. (Jackson, James, Reed, Hill) Jamaica, N.Y., 1966.
- One-mile relay—3m. 11.8s.**  
Memorial HS, Houston, Tex. (Bouche, Bradley, Brents, Morton) Baytown, Tex., 1967.  
Killian HS, Miami, Fla. (Anderson, Black, Thompkins, Thompson) Gainesville, Fla., 1969.
- Two-mile relay—7m. 41.9s.**  
Proviso West HS, Hillside, Ill. (Mentz, Jakosa, Bowman, Grant), Glen Ellyn, Ill., 1965.
- One-mile sprint medley relay—3m. 23.3s.**  
Memorial HS, Houston, Tex. (Corson, Brake, Brents, Morton) Houston, Tex., 1967.



**OREGON'S HAYWARD FIELD**  
Site of the 1972  
National Collegiate Championships