


1973

Jeffrey

Dave Roberts
Rice

TRACK FIELD

\$2



NO SWIMMING FANS these grimacing, tiptoeing steeplechase runners, negotiating water jump at Eugene. Roger Beardmore of Duke (right) and Al Myers of Ball State splash down, while Doug Brown of Tennessee approaches the damp descent.

Title Train Could Be El Paso Bound If It Isn't Stalled In Pacific-8 Again

By LEO DAVIS

Sports Writer, Portland Oregonian

It was the second day of the 1972 National Collegiate track and field championships and Wayne Vandenberg was holding court in front of a shed at the southeast corner of the University of Oregon track.

"We're in good shape," smiled Vandy. "Just where we want to be."

Since Vandenberg's University of Texas at El Paso team had suffered several major disappointments on that day and its title chances seemed to be buried under an avalanche of UCLA blue, the heat-withered press corps promptly filed his remarks under whistling in the graveyard or sunstroke heads and resigned themselves to watching Southern California's futile attempts to catch UCLA.

Vandenberg's thoughts may have been one year ahead of everyone else's, however. UTEP finished a comfortable third at Eugene, well behind the champion Bruins, but only four points back of USC and 13 ahead of fourth-place Oregon.

IT WAS UTEP'S HIGHEST FINISH YET in the NCAAs and Vandenberg accomplished it with a surprisingly young and hardly healthy team. Maturity and sound hamstrings—mixed with Vandenberg's usual super recruiting—could bring the Miners to the top in 1973, although Vandenberg's departure from the UTEP job in November lends mystery to the situation.

Gone from the UTEP roster are 23 points scored in last year's meet, most of it in the form of Fred DeBernardi, who won both the shot and discus titles. Also missing will be Harrington Jackson, the 1971 100 champion, and Ron Rondeau, who finished fifth in the 1972 intermediate hurdles.

Salve for those losses has to start with sophomore Steve Williams, who headlines a sensational sprint stable. Williams, who somehow found his way from New York City to the Mexican border, was brilliant in the early portions of 1972 with times of 9.3, 20.6 and 45.2 before pulling a hamstring.

Portland Oregonian sports writer Leo Davis is one of the most widely-respected men in his field on the West Coast.



Davis came to the Oregonian in 1962, starting with the prep sports beat.

Later assignments included baseball and hockey before he was moved over to the college front.

The 1968 Olympic Trials at Lake Tahoe marked the beginning of Davis' association with track and field. He covered the Games in Mexico City that year, and reported on the happenings in Munich in the summer of 1972.

Davis has written "a million words on the sport," some of which appear on these pages.

BACKING HIM UP will be two more sophomores, Errol Stewart, third in the 100 at Eugene, and Harold Williams, a 200-meter finalist whose times (9.3, 20.6, 46.5) dim only in comparison with those of Steve Williams.

Despite the loss of DeBernardi, the Miners remain strong in the field events. Sophomore Hans Hoglund finished third in the NCAA indoor meet and his 64-1 effort was worth fifth place at Eugene. Pole vaulter Bill Curnow cleared 17-1½ as a sophomore and finished third in the nationals. Added to that are hammer throwers Peter Farmer and Pryor Nunn (third and seventh at Eugene) and finalist Trevor Hall in the triple jump (52-3½).

Most of those people are talent Vandenburg picked up in the last two years and this season's crop of recruits may be the strongest yet. In the sprints are three Trinidad Olympians—Charles Joseph, Rudy Reid and Arthur Cooper—and Texas high school champion Wardell Gilbreath, who has a best of 21.0 in the 220. Middle distance strength has been added in junior college miler Paul Pearson (4:01.4) and freshmen Gordon Oliver (4:08.7), Hollie Walton (4:08.2), Mike Cason and Bernard Ford (1:52.7).

IN THE FIELD EVENTS, UTEP HAS ADDED freshman shot putters Frank West and Tom Corrigan and jumpers Arnold Gromes (24-10, 49-1¼), Dennis DeLoach (6-10½) and Elroy Williams (6-9½). If that group of newcomers develop like the last two, the Miners may be on the throne in June.

If UTEP's hopes rest on potential, UCLA's are constructed on facts: (1) the Bruins have won two straight championships; (2) the Pacific-8, of which UCLA is a member, has won 11 of the last 12 team titles; and (3) the Bruins return 41 points from the '72 meet and three Olympians.

"Potentially, if every athlete stays healthy and performs up to my expectations, this could be the strongest team we've ever had at UCLA," predicts Bruin coach Jim Bush.

And with reason. Olympic bronze medalist Dwight Stones returns in the high jump (7-3) and Rick Fletcher (7-1¼) and Jim Arnold add depth. Also back are pole vaulter Francois Tracaneli (17-8½), a member of the French Olympic team, and long jumper Finn Bendixen (26-3), who competed for Norway in the Munich games.

OTHER RETURNING POINTS FROM THE NCAA MEET include Harry Freeman (54-6½) and Milan Tiff (53-3) in the triple jump, quartermiler Benny Brown (45.7), hurdler Charles Rich (13.5), discus man Del Gordon (183-2), decathlete Rory Kotinek and half of the mile relay team.

Add to the Bruin strength three outstanding junior college transfers and five blue chip freshmen and Bush can join a short list of two other men who have won three straight national titles.

Those other two, of course, are Dean Cromwell and Jess Mortensen, major reasons why Southern Cal has won or shared 25 of the 51 team championships. Present coach Vern Wolfe has not done badly for the Trojans, winning or sharing four of the last ten titles, but Wolfe's team this year appears a trifle too thin to challenge UTEP or UCLA.

THERE IS STILL PLENTY OF TALENT AT TROY, however, beginning with sensational sophomore Randy Williams, Olympic gold medalist in the long jump (27-4½). Also on hand are senior Jerry Wilson, NCAA high hurdles champ (13.4) and Jamaica's Don Quarrie (9.2, 19.8m), co-holder of the world record in the 200 meters.

Other standouts returning include high jumper Dean Owens (6-9¼), national finalist Earl Richardson (46.5) in the 440, Swedish decathlete Bo Sterner (7648 points) and pole vaulter Robert Pullard (17-0). Top newcomers are high jumper Jerry Culp (7-1½), dashmen Greg Jones (9.5, 21.1, 47.2) and Claude Brown (47.4), javelin thrower Bruce Dow (247-11), hurdler Ed Washington (13.8) and triple jumper Tom Cochee.

The only other team which would seem to have a chance to challenge for the team title is perennially-strong Oregon, 1972's fourth-place finisher and champion four times since 1962.

Leading the Duck charge is Steve Prefontaine, fourth place finisher in the 5,000 meters at Munich and the man with the chance to become the first four-time winner of any NCAA event. Other probable points returning for the Ducks come in the relays. All four members of the second place mile combo return along with all parts of the sixth place sprint relay.

OTHER TOP PERFORMERS FOR BILL BOWERMAN'S DUCKS include sprinters Al Hearvey (9.5, 20.9) and John Mays (9.2w), javelin throwers Bob Daniel (251-3) and Russ Francis (241-7) and discus man Mac Wilkins (195-11). Heading the list of Oregon recruits will be Craig Brigham, the national high school decathlon record holder. Brigham has scored 7,523 points in the decathlon as well as pole vaulting 16-4, high jumping 6-8 and throwing the discus 183-2. His high school teammate, Jeff Carter, a 236-7 javelin thrower, is also headed for Oregon.

Those appear to be the only four teams with any hope of winning the team title, with Southern Cal a good possibility and Oregon a longshot at best, but 12 individual champions are scheduled to return in '73, most of them for teams with no title dreams.

WEST COAST—The power-packed Pacific-8 is loaded with talent as usual, but it's hard to pick the best of the rest after UCLA, USC and Oregon. Washington, sixth-place finisher at Eugene, suffered heavy losses, but does welcome back Gary Quitslund (2nd in javelin, 261-4), junior Rick Albright (4:04.6) and sophomore Jeff Taylor (17-0 indoors). Top newcomers include redshirt Tom Gregerson (238-4) and frosh Rod Ewaliko (238-5), Greg Gibson (1:51.0) and Mike Carr (9.4w).

WASHINGTON STATE HAS GOOD DUAL MEET STRENGTH in sprinters Dave Rorem (9.5) and Ghanan Emmanuel Achah (9.6), freshman half miler Dale Scott (1:48.5) and high jumpers Bob Niehl and John Liddle (6-11¼). Oregon State's top performer will be high jumper Tom Woods (7-3¼), NCAA champion and record-holder as a freshman. Miler Hailu Ebba (3:59.3) and steeplechaser Leonard Hill and shot man Spike Walker (62-1) are the best of the others, but help is coming in the form of newcomers Jose Amaya (8:54.0) and Jim Miller (193-10hs).

Halfmiler Rick Brown (1:45.4m) and Pacific-8 champ Bruce Kennedy (249-10), as well as high school record holder Scott Overton (204-5 in the discus) help things at California.

FRESNO STATE COULD CONTEND for the Pacific Coast Athletic Association crown and boasts Roger George, fourth place finisher in the decathlon (7,515 points) and 60-foot shotputter Mike Giroux. San Jose State landed top freshman prospects in miler Mark Schilling (4:05.4) and shotputter Ron Semkiw (70-1¾hs and 59-6½). San Diego State has a new coach in Dick Hill and the defending PCAA 880 champ Jay Larkin (1:49.2).

ROCKY MOUNTAINS—Arizona State finished a surprising third in last year's WAC meet and with USC, UCLA and UTEP on the schedule, probably won't have an outstanding dual meet record. But the Sun Devils recruited well, including Philip Chewing (9.4), Carl McCullough (9.4, 20.8, 25-5) and Charles Wells (9.5, 21.2). Returning will be Maurice Peoples (45.3), Steve Holden (25-1) and Wayne Bradley (7-0).

Colorado State welcomes back national finalist Chris Adsit in the hurdles (50.6, 50.3m), discus man Marshall Smith, whose 190-3 is the best ever

for a college freshman, and all members of a 3:10.9 mile relay team. Kerry Elders (6-11¼) is the top new recruit.

Brigham Young will have its usual contingent of foreign competitors this year, including javelin ace Raimo Pihl (260-0), Zdravko Pecar (189-0) in the discus, high jumper Aaro Alarotu (7-1), Jauko Kokonen in the intermediate hurdles, decathlete Christer Lythell and quartermiler Lars Stubendorff (47.0). They and returnees Paul Cummings (4:03) and distance runner Richard Reid, who scored in the national meet last year, will make the Cougars stronger in 1973.

SOUTHWEST—Rice lost the Southwest Conference title to Texas last year, but the Owls were still the best big meet team, scoring more points in the national championships than the rest of the SWC put together.

THE SAME SHOULD BE TRUE THIS YEAR with two-time NCAA champion Dave Roberts, an 18-foot pole vaulter. Rice also boasts Ken Stadel (191-0), runnerup in the discus at Eugene; three-time SWC intermediate champion Mike Cronholm (50.2) and three-miler Paul Geis. Newcomers include sprinter Jim Bob Franks (9.6, 21.2) and hurdler Mike Fulghum (13.7).

Texas loses only three seniors, but is not yet of national contender caliber despite the presence of Randy Lightfoot (13.6), Robert Primeaux (50-9), William Oates (7-1½) and Alan Thomas (189-1). Southern Methodist can field the sprinting Pouncy twins, Gene (9.4) and Joe (20.9), plus senior Bernard Austin (9.3) and newcomer Rufus Shaw (9.4) to go along with Sam Walker (66-0) in the shot.

OLYMPIAN TOM HILL IS GONE FROM ARKANSAS STATE, but still there is half-miler John Scurto (1:50.9) and pole vaulter Barney Hess (16-6½).

MISSOURI VALLEY—Kansas has won six straight Big Eight titles and should be favored again this year with the return of talent like Barry Schur (7-3), Sam Colson (272-5), Delario Robinson (13.5w), Mark Lutz (20.7) and intermediate hurdler Bob Bornkessel. New faces will include Terry Porter (16-11¼), Jim Euell (1:49.3) and Doug Todd (25-3).

Missouri can boast jumper Larry Gray (50-10½, 24-4½), high jumper Gene Hansbrough (7-0) and miler Charles McMullen (4:03.3). Kansas State could challenge Kansas with the likes of weightman Tom Brosius (62-0, 184-10), pole vaulter Don Marrs (16-6½), javelin thrower Bob Obee (251-0) and sprinter Dean Williams (9.3).

GONE IS THE SPRINT SPEED AT COLORADO, but back are Kingsley Adams (25-8), vaulter Mike Wedman (17-1½) and Charlie Bennett (9.5, 20.9) to go with prep discus standout Whitney Paul (195-11 hs). South African John Halberstadt, NCAA 10,000-meter record holder, returns to Oklahoma State and he has done the mile in 4:01.1 and the three in 13:17. Other Cowboys to watch include sprinter Dennis Schultz (9.3, 45.9), half-miler Mike Manke (1:50.3) and junior college transfer George Stevens (255-5).

MIDWEST—Larry Burton, 200-meter champion and fourth-place finisher at Munich, heads Purdue's sprint corps and the Boilermakers also claim long jumper Jeff Bolin (26-2¼), triple jumper Jerome Belin and three-fourths of the NCAA's third place sprint relay team. Michigan State should make a good defense of its Big Ten title with likes of miler Ken Popejoy (3:59.7), sprinter Marshall Dill (9.4, 20.7) and Bob Cassleman in the intermediates (49.9m).

The Badgers of Wisconsin can call on pole vaulter Gordon Crail (16-1) and triple jumper Patrick Onyango (52-0) along with new Kenyan sprinter Tarig Mughal. Jamaican Olympian Godfrey Murray (13.5w) in the hurdles

is one of Michigan's best. Indiana may be a conference contender with the likes of Glen Love (9.5) and Dennis Adama (7-1). Big Ten champion Jeff Linta returns to vault for Ohio State and Illinois can boast of a top 880 duo in Ron Phillips (1:48.2) and Rob Mango (1:48.4).

James Amerison of Lincoln, the second place finisher in the NCAA 100 (10.1m) is back, as is Larance Jones at Northeast Missouri, who chased John Smith home in the 400 at Eugene. Javelin champ Rick Dowswell (265-11) will return to Ohio University. Bowling Green could repeat as Mid-American Conference champ with Olympic gold medalist and world record holder Dave Wottle. Western Michigan lost the MAC title for only the second time since 1958, but the Broncos return distance runner Gary Harris, hurdler Homes Gaines and steeplechaser Steve Stintzi (8:57.1). Distance star Gordon Minty (28:51.4 in 10,000 meters) and quartermiler Stan Vinson (46.4m) lead the returnees at Eastern Michigan.

SOUTHERN ILLINOIS GRADUATED IVORY CROCKETT, but the Salukis can still rely on all four members of the fourth-place mile relay team, miler David Hill (4:01.9) and jumpers Bill Hancock (25-0, 6-11), Mike Bernard (7-1), and Jim Harris (52-8½). Hammer champion in 1971 and runnerup last year, Frenchman Jacques Accambray (227-1) returns at Kent State, along with sprinters Lenny Turner (9.3) and Olympian Gerald Tinker, a gold medalist on the sprint relay at Munich. JC transfer Bill Mason (9.3) is a top newcomer for the Golden Flashes.


EAST—There is no single power in the East, but talented individuals abound. Adelphi's Rick Hardware finished second in the 200 meters, Villanova's John Hartnett was third in the 5,000, Pittsburgh's Bill Rea finished third in the long jump and Ron Evans of Connecticut claimed the decathlon title with his 7,571 point total.

OTHER TOP ATHLETES INCLUDE HARVARD'S Kevin Benjamin (49-9¼), Penn State distance man Charlie Maguire and Fordham's Marcel Philippe (1:46.0m), he of the wandering citizenship. Top team in the East could be Penn, which returns NCAA champion Bruce Collins (13.9, 49.1m) in the intermediates, along with Bob Childs (8:46.7 steeplechase) and Fred Samara (7,699 decathlon).

SOUTH—Two Olympians and two all-Americans head the list of returnees at Tennessee. Doug Brown finished third in the steeplechase and then qualified in the Trials (8:31.8) while Trevor James (9.4, 20.7) represented Trinidad in Munich. The all-Americans include 800-meter champion Willie Thomas (1:47.2) and 1971 440 place winner Darwin Bond (9.5, 20.8, 45.9). Other Vol talent includes Danny Martin (245-11), Charles Geter (25-8), Greer Radcliff (25-4) and freshman Marck Branch (6-10½) and Nelson Walker (9.5).

OLYMPIAN JAN JOHNSON, WHO CLEARED 18 FEET in the Trials, is the top returnee at Alabama, along with soph Henry Orum (25-6) and a 40.3 sprint relay team. Junior triple jumper Andy Bilmanis (50-5½) is the best at Maryland. North Carolina welcomes back Tony Waldrop, the third place finisher in the 800, Trinidad Olympian Lennox Stewart and Reggie McAfee, second in the indoor 880 last year.

Sprinter Milton Reid (9.5, 21.3) is back for his sophomore year at South Carolina. Kentucky has a bundle of school record holders like Charles Buckman in the intermediates and Richard Kissman in the 880. Florida returns pole vaulter Mike Cotton (17-0), high jumper Chuck Duff (7-0) and quartermiler Beaufort Brown.



COME-FROM-BEHIND CHAMPION is Tennessee sophomore Willie Thomas, who sneaked through a crowd in the stretch to win the national title at 800 meters in 1:47.1. Narrowly-beaten also-rans in dramatic finish included Ron Phillips of Illinois (left), second by one-tenth of a second; and Northwestern's Tom Bach, who placed fourth in final.

Consistent Bruins Repeat Title Feat Amid Upsets, Controversy, Confusion

By **BLAINE NEUNHAM**

Sports Editor, Eugene Register-Guard

In a meet where upset, controversy and confusion ruled, UCLA's magnificent Bruins went merrily on their methodical way.

To open the 51st National Collegiate track championships, the Bruins fumbled the baton in the 440-yard relay for the fourth year in a row.

To close the three-day festival at the University of Oregon's ancient Hayward Field, the Bruins won the mile relay for the fourth year in a row, and blitzed a field of reputed challengers to capture their second straight team championship.

With three individual champions—Warren Edmonson in the 100 meters, James Butts in the triple jump and defending champion John Smith in the 400 meters—UCLA rang up 82 points, 33 points more than Southern Cal's 49 and 37 more than third place Texas-El Paso's 45.

It was, in fact, the largest point total since USC scored 86 in 1967.

THE VICTORY ALSO MARKED THE REVERSAL of an earlier UCLA defeat when the Bruins' freeway rivals from Southern Cal dominated the Pacific-8 Conference meet a month before.

"We wanted to win the NCAA and prove the Bruins rule Los Angeles," said UCLA coach Jim Bush, who in eight years at Westwood has won three national titles (1966-71-72) and four Pac-8 championships.

While 28,500 of Eugene, Oregon's famous track nuts turned out for the competition, it was Hayward Field which took a roasting.

First, the NCAA rules committee discovered that the steeplechase water jump pit was too shallow.

And then the staggered lane starts were improperly marked, causing USC

to run 22 yards too far in the qualifying round of the mile relay. Other teams in the outside lanes ran almost as far.

BECAUSE OF THE ERROR, all the mile relay teams ran again the next day in identical heats, and places were awarded on the basis of time. The Bruins won their section in 3:05.3 for first and the host University of Oregon won the second section in 3:06.4 for second.

The discrepancies at the meet obviously were

A frustrated track fan covering football, Blaine Neunham found a Disneyland for track nuts in Eugene, Oregon, where the steeplechase pit ranks first among historical markers.



And what timing—he arrived as the Register-Guard's sports editor in September, 1971, just in time for the NCAA championships and the 10-day U.S. Olympic track and field trials.

Neunham was an assistant publicist to noted track nut Bob Steiner at the University of California, graduating in 1963 with a journalism degree.

Stops in Hayward and Oakland, Calif., preceded his landing in the Oregon track mecca.

a warning worth heeding by this city which has appropriately labeled itself the track and field capital of the world.

For less than a month later, Eugene and Hayward Field staged the immensely successful United State Olympic track and field trials when over 140,000 fans thrilled to ten days of competition.

The 51st NCAA meet, while kind to the defending team champion, was harsh on the individual heroes on the 1971 meet in Seattle.

Only three of nine defending individual champions eligible to compete in this meet repeated—Oregon's Steve Prefontaine in the 5,000 meters for his third consecutive title, UCLA's John Smith for his second straight 400 meters win, and Rice pole vaulter Dave Roberts.

MEET WEEK OPENED RATHER SHOCKINGLY when little North Carolina Central, an early team favorite, withdrew its entire delegation when the NCAA ruled its Kenyan runners, Robert Ouku and Julius Sang, ineligible.

That withdrawal included defending 200 meters champion Larry Black. And then Southern University's Rod Milburn, the high hurdles champ, elected to compete elsewhere and 10,000-meter champion Garry Bjorklund of Minnesota, beset with injuries, failed to meet the qualifying standard.

Four others tried, but failed. UTEP sprinter Harrington Jackson ran sixth in the 100 meters; Bouncy Moore of Oregon scratched because of an injury in the long jump; Washington's Cary Feldmann didn't qualify for the finals in the javelin; and Kent State's Jacques Accambray saw his hammer throw title and meet record fall to teammate Al Schoterman.

THE SPIRITED BATTLE FOR THE TEAM TITLE revolved around the sprints, with UCLA, USC and UTEP all hopeful of leading up there. None of the three did, but UCLA came closest.

UTEP was out before it got started when the Miners lost both their freshman sensations, Steve Williams, who pulled up lame in the 400 meters, and Harold Williams, who was disqualified in the 100 meters for two false starts. And then Jackson was only sixth in the 100 final.

The meet's real turning point came about in that 100-meter final, when USC's Don Quarrie, the co-world record holder at 200 meters, pulled up and UCLA's Edmonson sped to victory.

The Bruins actually trailed USC 28-22 after the second day of competition, but turned the meet into a rout the final day with a one-three-four finish by James Butts (53-2¼), Harry Freeman (52-10¼) and Milan Tiff (52-9¼) in the triple jump; a one-three finish in the 400 meters by Smith (44.5) and freshman Benny Brown (45.3); and third in the high jump by freshman Dwight Stones (7-2) and the mile relay victory.

IN ADDITION, JEAN-PIERRE CORVAL WAS AWARDED THIRD in the 400-meter hurdles when Bob Cassleman of Michigan State, Jim Bolding of Oklahoma State, and Chris Adsit of Colorado State were disqualified.

Another controversy surrounded Quarrie following his failure to get more than two steps out of the blocks in the 100 meters. He said he was injured.

A number of coaches, however, filed a protest contending that he had not made an honest effort to compete in the race and that he should be excluded from further competition.

The protest was disallowed, but the matter proved moot when Quarrie scratched Saturday from the 440 relay final and 200 meter semifinals.

USC coach Vern Wolfe inserted Edesel Garrison into the lineup, reshuffled the order slightly, and came up a winner. The quartet of freshman Randy Williams, who had earlier won the long jump (wind-aided 26-8¾),

Garrison, Leon Brown and Willie Deckard won in 39.4, easily handling Purdue (40-1), challenging on a great anchor by soph Larry Burton.

Perhaps it was Burton who was symbolic of the meet: a fresh, new star on America's track horizon.

Burton, a muscular football player who had never—that's right, never—run in a track meet before January, 1972, streaked by Rich Hardware of Adelphi and Mark Lutz of Kansas, who tied for second, to win the 200 meters title in a wind-aided 20.5.

And there were other new faces:

Like Oregon State freshman Tom Woods, who had failed to place in the Pac-8 conference meet, soaring 7-¾ for a record in the high jump.

OR LIKE TENNESSEE SOPHOMORE WILLIE THOMAS, who blasted down the straightaway to win the 800-meter final in 1:47.1.

Or Jerry Wilson of USC, a surprising 13.4 victor over Thomas Hill of Arkansas State in the 110-meter high hurdles.

Or Bruce Collins, the silky-smooth sophomore from Pennsylvania who entered with a best of 50.8, blitzing a good 400-meter hurdle field in 49.1.

And there were those who figured to score and did:

Like UTEP's powerful Fred DeBernardi, who after two years of finishing second in the discus, defeated the entire field in 1972 without taking off his sweats. His best throw was 196-5 and it completed a double: he had earlier won the shot put with a mark of 66-6½.

BOWLING GREEN'S DAVE WOTTLE, WHO A MONTH LATER was to equal the world 800 meters record on the same track, en route to an eventual gold medal at 800 at Munich, overpowered a good 1,500 meters field in 3:39.7, and South Africa's 5-6 John Halberstadt, on loan to Oklahoma State, set a meet record in winning the 10,000 meters in 28:50.3.

It was a fine track meet. The proper prelude to an Olympiad.




PHOTO-FINISH—Larry Burton of Purdue (far left) reached finish line first in blanket windup of 200 meters. Burton obscures Rich Hardware of Adelphi and Mark Lutz of Kansas, who deadheaded for second, with four others a stride back.

TEAM SCORES*

UCLA	82	Southern Ill. (SI)	9½	Manhattan (Man)	4
Southern Cal (SCal)	49	Illinois (Ill)	9	Northwestern (Nw)	4
UTex. El Paso (UTEP)	45	Penn State (PS)	8	Colgate (Colg)	4
Oregon (Or)	32	SW Louisiana (SWL)	8	Lamar (La)	2
Kansas (Ka)	25	Wisconsin (Wis)	8	NYU	2
Kent State (KeS)	18	Arizona (Ariz)	8	Colorado (Colo)	2
Washington (Was)	18	Arkansas St. (ArkS)	8	UN Reno (UNR)	2
Rice	18	Oklahoma (Ok)	8	Arizona St. (AriS)	2
Kansas St. (KaS)	17	Alabama (Al)	8	Fordham (Fo)	2
Tennessee (Ten)	16	Cincinnati (Ci)	8	Virginia (Va)	2
Purdue (Pu)	16	Michigan (Mic)	8	Wash. State (WaS)	1½
Okla. State (OkS)	12	Duke (Du)	8	Baylor (Bay)	1
Villanova (Vil)	12	Richmond (Rich)	8	Minnesota (Min)	1
Oregon St. (OrS)	10	Pittsburgh (Pi)	6	Texas (Tex)	1
Georgetown (G)	10	North Carolina (NCar)	6	East Tenn. (ET)	1
Connecticut (Con)	10	Brigham Young (BY)	5	Mich. State (MicS)	1
Pennsylvania (Pe)	10	Fresno St. (FrS)	4	Maryland (Md)	1
Ohio U. (OU)	10	SMU	4	New Mexico (NM)	1
Bowling Green (BG)	10	Louisiana Tech (LT)	4		

*Points scored by College Division competitors not counted. (NCAA Exec. Reg. 2-3-f.)

Also competed—Ab. Christian (AC), Adelphi (Ad), Akron (Ak), Ashland (As), Auburn (Au), Ball State (BS), Brown (Bro), C.W. Post (CWPost), C.P. Pomona (CPP), Cal Poly (CP), Central Mich. (CM), Colorado St. (CS), Cornell (Cor), Drake (Dr), East Carolina (EC), Eastern Mich. (EM), Fair. Dickinson (FD), Florida (Fla), Florida St. (FIS), Fullerton St. (FuS), Furman (Fur), Georgia Tech (GT), Hayward St. (HS), Idaho St. (IdS), Illinois St. (IIS), Indiana (In), Indiana St. (InS), Iowa State (IoS), Kentucky (Ky), Kentucky St. (KyS), Lincoln (Li), Long Beach St. (LB), Los Angeles St. (LA), LSU, Memphis St. (MeS), Miami, O. (Mia), Middle Tenn. (MT), Miss. State (MisS), Missouri (Mo), Montana (Monta), Montclair St. (Monte), Mt. St. Mary's (MSM), Murray St. (MuS), Nebraska (Neb), N. C. State (NCS), N. D. State (NDS), North Texas St. (NT), NE Louisiana (NEL), NE Missouri (NEM), Northern Ariz. (NA), Northern Colo. (NCol), Northern Ill. (NI), Notre Dame (ND), Ohio State (OhS), Oswego St. (Os), Portland (Po), Princeton (Pr), San Diego St. (SDS), San Fran. St. (SFS), San Jose St. (SJS), South Carolina (SCar), Southern Conn. (SCon), Stanford (St.), Syracuse (Sy), Temple (Tem), Texas A&M (TAM), TCU, Toledo (To), UC Santa Barb. (UCSB), Utah (Ut), Utah State (US), Virginia Tech (VT), Wabash (Wab), Wake Forest (WF), Weber St. (WeS), West Virginia (WV), Western Ky. (WK), Western Mich. (WMic), Wichita St. (WiS), William & Mary (W&M).

100-METER DASH

FIRST HEAT—1. Edmonson (UCLA) 10.0, 2. Hammonds (MeS) 10.0, 3. Jackson (UTEP) 10.0; also competed—Merritt (Va) 10.1, Mays (Or) 10.1, Turner (KeS) 10.2, Levy (Neb) no time, Harris (OhS) no time. SECOND HEAT—1. Stewart (UTEP) 10.0, 2. Deckard (SCal) 10.0, 3. Hearvey (Or) 10.1; also competed—Washington (MicS) 10.1, Williams (KaS) 10.3, Fox (MeS) no time, Scott (PS) no time. THIRD HEAT—1. Crockett (SI) 9.9, 2. Quarrie (SCal) 9.9, 3. Holloway (ET) 10.0; also competed—Rorem (WaS) 10.1, Scavuzzo (Ka) 10.2, Williams (MeS) no time, Whitley (SJS) no time, H. Williams (UTEP) disq. FOURTH HEAT—1. Porter (SWL) 10.0, 2. Amerison (Li) 10.0, 3. Brisco (Ariz) 10.2; also competed—Odum (Ut) 10.3, Curl (St) 10.4, Ambush (MSM) 10.4. FIFTH HEAT—1. Gilliard (CPP) 10.0, 2. Branch (Colo) 10.0, 3. G. Pouncy (SMU) 10.1; also competed—Brown (SCal) 10.1, Collins (TCU) 10.1, Love (In) 10.2, Holman (Dr) no time.

SEMI-FINAL—FIRST HEAT—1. Branch 10.0, 2. Crockett 10.2, 3. Stewart 10.2, 4. Porter 10.3; also competed—Deckard 10.3, Holloway 10.4, Pouncy no time. SECOND HEAT—1. Edmonson 10.0, 2. Jackson 10.0, 3. Quarrie 10.1, 4. Amerison 10.1; also competed—Hearvey 10.2, Gilliard 10.3, Brisco no time.

FINAL—1. Edmonson 10.1, 2. Amerison 10.1, 3. Stewart 10.1, 4. Crockett 10.1, 5. Branch 10.1, 6. Jackson 10.2; also competed—Porter 10.3, Quarrie DNF.

200-METER DASH

FIRST HEAT—1. Deckard (SCal) 20.2, 2. Burton (Pu) 20.4, 3. Lutz (Ka) 20.5; also competed—Amerison (Li) 20.6, Porter (SWL) 20.8, J. Pouncy (SMU) 20.8. SECOND HEAT—1. Crockett (SI) 20.4, 2. Jackson (UTEP) 20.5, Hearvey (Or) 20.5; also competed—Daniels (Colo) 20.7, Banks (VT) 21.0, Driver (IA) 21.2. THIRD HEAT—1. Walker (Ad) 20.5, 2. Dill (MicS) 20.8, 3. Rudasill (Bro) 20.8; also com-

peted—Schultz (OkS) 21.0, Curl (St) 21.1, Pettus (SFS) 21.2, Young (US) disq. FOURTH HEAT—1. Quarrie (SCal) 20.6, 2. Peppers (UCLA) 20.7, 3. Garren (FIS) 20.9; also competed—Levy (Neb) 21.0, Whigham (Ten) 21.3, Hardware (Ad) disq. FIFTH HEAT—1. Brown (SCal) 20.3, 2. Edmonson (UCLA) 20.3, 3. H. Williams (UTEP) 20.4; also competed—Beasley (LB) 20.7, Lawson (IdS) 20.8, Fox (MeS) 21.1. SEMI-FINAL—FIRST HEAT—1. Edmonson 20.7, 2. Lutz 20.8, 3. Deckard 20.8, 4. Walker 20.9; also competed—Hearvey 20.9, Rudasill 20.9, Jackson 21.1. SECOND HEAT—1. Burton 20.6, 2. Brown 20.7, 3. Hardware 20.7, 4. Williams 20.8; also competed—Crockett 20.8, Peppers 21.0.

FINAL—1. Burton 20.5, 2. tie Lutz and Hardware 20.5, 4. Brown 20.5, 5. Deckard 20.6, 6. Walker 20.6; also competed—Williams 20.8, Edmonson DNF.

400-METER DASH

FIRST HEAT—1. Jones (NEM) 46.1, 2. Brown (UCLA) 46.4, 3. Stephens (LSU) 46.8, 4. Gibson (MisS) 46.9; also competed—Irighio (IIS) 47.4, Rowe (Mic) 48.0, S. Williams (UTEP) DNF. SECOND HEAT—1. Smith (UCLA) 45.9, 2. Peoples (AriS) 46.2, 3. Colglazier (AC) 46.3, 4. Richardson (SCal) 46.5; also competed—Norman (Mo) 46.6, Bayless (HS) 46.9. THIRD HEAT—1. Jordan (KyS) 46.4, 2. Brown (Fla) 46.6, 3. Wills (LSU) 46.4, 4. Garrison (SCal) 46.7; also competed—Vinson (EM) 46.8, Lyles (Li) 47.3.

SEMI-FINAL—FIRST HEAT—1. Jones 45.4, 2. Brown 45.5, 3. Jordan 45.8, 4. Garrison 46.2; also competed—Stephens 46.6, Colglazier disq. SECOND HEAT—1. Smith 46.0, 2. Peoples 46.2, 3. Brown 46.2, 4. Richardson 46.7; also competed—Wills 46.8, Gibson 47.1.

FINAL—1. Smith 44.5, 2. Jones 45.1, 3. Brown 45.3, 4. Garrison 45.5, 5. Peoples 45.8, 6. Jordan 45.9; also competed—Brown 46.5, Richardson 46.9.

800-METER RUN

FIRST HEAT—1. Bach (Nw) 1:48.6, 2. Waldrop (NCar) 1:49.0, 3. Blackmon (TAM) 1:49.5; also competed—Schappert (Vil) 1:49.8, Hawkins (Neb) 1:50.2, Fabian (As) 1:51.5. SECOND HEAT—1. Mosser (WV) 1:47.8, 2. Lowrey (OrS) 1:48.1, 3. Bence (Or) 1:48.4; also competed—Smith (LSU) 1:48.8, Larkin (SDS) 1:49.2, Coffins (EM) 1:49.8. THIRD HEAT—1. Thomas (Ten) 1:49.8, 2. Mango (Il) 1:50.0, 3. De La Cerda (UTEP) 1:50.7; also competed—McClendon (Or) 1:51.1, Kent (Wis) 1:53.6. FOURTH HEAT—1. Weiss (Monte) 1:51.5, 2. Clark (W&M) 1:51.5, 3. Phillips (Il) 1:51.6; also competed—Schaper (SCar) 1:52.1, Jezek (Fur) 1:53.6, Epps (LSU) disq. FIFTH HEAT—1. Phillippe (Fo) 1:51.3, 2. Smylie (Or) 1:51.3, 3. Stewart (NCar) 1:51.4; also competed—Hawkins (Ten) 1:52.4, Nauman (Dr) 1:52.4, Jones (UTEP) 1:53.0.

SEMI-FINAL—FIRST HEAT—1. Stewart 1:47.7, 2. Mango 1:48.1, 3. Phillippe 1:48.2, 4. Mosser 1:48.3; also competed—Blackmon 1:48.6, Smylie 1:49.1, Weiss no time. SECOND HEAT—1. Waldrop 1:48.4, 2. Bach 1:48.5, 3. Thomas 1:48.8, 4. Bence 1:48.9; also competed—Clark 1:49.1, De La Cerda 1:50.3, Phillips 1:53.3 (bumped during race, placed in final).

FINAL—1. Thomas 1:47.1, 2. Phillips 1:47.2, 3. Waldrop 1:47.4, 4. Bach 1:47.4, 5. Phillippe 1:47.5, 6. Bence 1:47.7; also competed—Mango 1:48.0, Stewart 1:48.5, Mosser 1:48.6.

1500-METER RUN

FIRST HEAT—1. Durkin (Il) 3:46.6, 2. Wilkins (NCS) 3:47.3, 3. S. Wheeler (Du) 3:47.6; also competed—Ritchie (Or) 3:47.6, Ebba (OrS) 3:48.8, Fleming (Wis) 3:48.8, Zoeller (Ten) 3:49.1. SECOND HEAT—1. B. Wheeler (Du) 3:42.7, 2. McAfee (NCar) 3:43.4, 3. Howe (KaS) 3:43.7; also competed—Walker (Wis) 3:44.5, O'Keefe (Fla) 3:46.9, Smith (Al) 3:49.9, Melancon (SWL) 3:51.2. THIRD HEAT—1. Eashman (HS) 3:46.2, 2. Wottle (BG) 3:46.9, 3. Hill (SI) 3:47.0; also competed—Manke (OkS) 3:48.1, Rhen (Or) 3:49.2, Cummings (BY) 3:50.5. FOURTH HEAT—1. Savage (Man) 3:44.6, 2. Popejoy (MicS) 3:45.8, 3. LaBadie (Il) 3:46.6; also competed—Ellison (UTEP) 3:48.1, Albright (Was) 3:48.2, Selby (NA) disq.

FINAL—1. Wottle 3:39.7, 2. Howe 3:39.8, 3. B. Wheeler 3:40.9, 4. Eashman 3:41.0, 5. Savage 3:41.6, 6. Popejoy 3:41.9; also competed—Wilkins 3:44.2, 2. Durkin 3:44.3, S. Wheeler 3:45.4, Hill 3:49.5, McAfee disq., LaBadie DNF.

5000-METER RUN

FIRST HEAT—1. Prefontaine (Or) 14:01.4, 2. Herold (Wis) 14:09.8, 3. Tocheri (NA) 14:09.9, 4. Geis (Rice) 14:11.4, 5. Hartnett (Vil) 14:13.5, 6. Ramers (FIS) 14:18.7; also competed—James (Or) no time, Krejci (MuS) 14:23.8, Hayward (Ky) no time, Darko (Monta) 14:31.4, Hackler (Pu) 14:33.8, Schindler (NYU) no time, Hudson (GT) no time, Anderson (Wash) 14:47.6, Lyman (OrS) 14:49.0, St. John (SI) 15:04.8, Wood (LB) DNF. SECOND HEAT—1. Burkwitz (WaS) 13:59.0, 2. Keogh (Man)

14:00.4, 3. Fredericks (PS) 14:00.9, 4. Baldwin (Ky) 14:01.5, 5. Majors (GT) 14:02.4, 6. Hitchcock (KaS) 14:03.6; *also competed*—Ortiz (WK) 14:09.2, Gworke (CS) 14:10.2, Kretz (St) 14:21.2, Stapleton (Ci) 14:23.8, Fischer (Sy) 14:25.6, Harris (WMic) 14:28.2, Mull (G) 14:29.8, Currie (OrS) 14:38.4, Daggart (Or) 14:46.2, Evans (SJS) 14:55.6, Yarbrough (Tex) 14:58.0.

FINAL—1. Prefontaine 13:31.4, 2. Fredericks 13:34.0, 3. Hartnett 13:43.4, 4. Herold 13:45.8, 5. Keogh 13:48.3, 6. Hitchcock 13:49.5; *also competed*—Tocheri 14:03.0, Burkwitz 14:04.4, Geis 14:07.8, Majors 14:13.6, Baldwin 14:22.4, Ramers 14:39.2.

10,000-METER RUN

FINAL—1. Halberstadt (OkS) 28:50.3, 2. Minty (EM) 28:51.3, 3. Walsh (Vil) 28:53.5, 4. Reid (BY) 29:02.6, 5. Duffy (UNR) 29:08.8, 6. Cusack (ET) 29:09.7; *also competed*—Bowerman (Wab) 29:27.2, Maguire (PS) 29:40.8, Chadwick (PS) 29:50.8, Slack (NDS) 29:51.4, Wynder (BS) 29:51.4, Mandera (In) no time, Scharnke (Wis) 29:56.0, Murphy (WaS) 30:12.0, Tyson (Or) 30:21.8, Pharr (WiS) 30:35.8, Heierding (Ok) 30:37.6, Walker (Ariz) 30:38.8; *started but did not finish*—Griffin (Ak), Pryor (LB), Nuccio (Po), Keefer (In), Haviland (OU), Wallace (LB), Rogers (Pe), Savage (Or), Eden (Du), Krejci (MuS), Stanley (Ci), Hiefield (WaS).

110-METER HURDLES

FIRST HEAT—1. Hill (ArkS) 13.4, 2. Murray (Mic) 13.6, 3. High (Ten) 13.7, 4. Pivovar (Il) 14.0; *also competed*—Power (Fla) 14.1, Peters (Ky) no time. **SECOND HEAT**—1. Rich (UCLA) 13.5, 2. Hodges (Tex) 13.8, 3. McMannon (ND) 13.8, 4. Fegley (BG) 13.8; *also competed*—Mattina (Ten) 13.9, Coffman (SCal) 14.0, Novo (SCar) no time. **THIRD HEAT**—1. Wilson (SCal) 13.5, 2. Robinson (Ka) 13.5, 3. Lightfoot (Tex) 13.7, 4. Redfeam (BY) 13.8; *also competed*—Dobson (W&M) 13.9, Derr (CM) 14.0. **FOURTH HEAT**—1. Stubbs (LT) 13.6, 2. Harris (Or) 13.8, 3. Aboyade-Cole (IIS) 13.9, 4. Jacques (NI) 13.9; *also competed*—Whitley (SJS) 13.9, Flowers (Ten) 14.2, Barfield (Ariz) no time.

SEMI-FINAL—FIRST HEAT—1. Hill 13.3, 2. Rich 13.5, 3. High 13.8, 4. Hodges 13.9; *also competed*—Aboyade-Cole 14.0, Pivovar 14.1, Fegley no time. **SECOND HEAT**—1. Wilson 13.4, 2. Stubbs 13.7, 3. Murray 13.7, Lightfoot 13.8; *also competed*—McMannon 13.8, Harris 13.9, Jacques no time, Redfeam no time.

FINAL—1. Wilson 13.4, 2. Hill 13.5, 3. Rich 13.5, 4. Stubbs 13.5, Murray 13.7, 6. Lightfoot 13.8; *also competed*—Hodges 13.8, High 13.8.

400-METER HURDLES

FIRST HEAT—1. Bolding (OkS) 50.9, 2. Bornkessel (Ka) 51.2, 3. Ruby (LB) 51.3, 4. Sullivan (Al) 51.5; *also competed*—Primeaux (Tex) 51.5, Wilkinson (Or) 52.2, Bressler (Au) no time. **SECOND HEAT**—1. Corval (UCLA) 49.9, 2. Adsit (CS) 50.8, 3. Rondeau (UTEP) 50.9, 4. Wood (Rich) 51.1; *also competed*—Elwell (Tem) 52.3, Low (BY) 52.4, Maillie (MT) no time. **THIRD HEAT**—1. Collins (Pe) 49.7, 2. Lee (KaS) 50.0, 3. Cassleman (MicS) 51.1, 4. Cronholm (Rice) 51.2; *also competed*—Young (BY) 51.5, Hardwick (Ok) 53.4.

SEMI-FINAL—FIRST HEAT—1. Collins 50.3, 2. Cassleman 50.3, 3. Adsit 50.6, 4. Lee 51.1; *also competed*—Ruby 51.4, Sullivan 52.8. **SECOND HEAT**—1. Bolding 49.6, 2. Wood 50.3, 3. Rondeau 50.3, 4. Corval 50.3; *also competed*—Bornkessel 50.4, Cronholm disq.

FINAL—1. Collins 49.1, 2. Wood 50.3, 3. Corval 51.1, 4. Lee 50.9, 5. Rondeau 51.9, no sixth; *also competed*—Cassleman, Bolding, Adsit (all disqualified).

3000-METER STEEPLECHASE

FIRST HEAT—1. Johnson (Was) 8:46.7, 2. Larson (Wis) 8:47.9, 3. Gross (Il) 8:48.0, 4. Hutchinson (WaS) 8:48.2, 5. Myers (BS) 8:49.2, 6. Lucas (G) 8:49.3; *also competed*—Boatright (OkS) 8:52.6, White (Wab) 8:58.0. **SECOND HEAT**—1. Brown (Ten) 8:46.7, 2. Beardmore (Du) 8:46.7, 3. Hill (OrS) 8:46.7, 4. Koss (Was) 8:46.8, 5. Kelley (In) 8:46.8, 6. Childs (Pe) 8:46.8; *also competed*—Cook (Monta) 8:47.9.

FINAL—1. Lucas 8:30.2, 2. Johnson 8:32.4, 3. Brown 8:33.6, 4. Larson 8:35.0, 5. Beardmore 8:38.0, 6. Gross 8:41.8; *also competed*—Koss 8:43.2, Myers 8:44.2, Hutchinson 8:48.4, Childs 8:49.2, Kelley 9:10.0, Hill 9:12.2.

HIGH JUMP

FINAL—1. Woods (OrS) 7-3/4, 2. Schur (Ka) 7-2, 3. Stones (UCLA) 7-2, 4. Dunn (Colg) 7-0, 5. tie Bernard (SI) and Niehl (WaS) 6-10; *also competed*—Fletcher (UCLA) 6-10, Mann (Mic) 6-10, Halton (Pr) no height.

LONG JUMP

FINAL—1. Williams (SCal) 26-8 1/4, 2. Lanier (Ci) 26-2 3/4, 3. Rea (Pi) 26-1 1/4, 4. Bendixen (UCLA) 26-1/2, 5. Jackson (SCal) 25-8 1/4, 6. Brabham (Bay) 25-7 1/2; *also competed*—Bolin (Pu) 25-2 3/4, Metcalf (LB) 25-2, Blackman (Or) 25-3/4, Smith (LT) 24-11 1/4; *scratched*—Berry (Tex), Moore (Or).

POLE VAULT

FINAL—1. Roberts (Rice) 17-3, 2. Johnson (Al) 17-0, 3. Currow (UTEP) 17-0, 4. Hamer (CP) 16-9, 5. Bryde (Was) 16-9, 6. Struble (Md) 16-6; *also competed*—Pullard (SCal) 16-0, McMillen (FIS) 16-0, Cotton (Fla) no height, Hatcher (Ka) no height, Davies (NCol) no height, Strode (W&M) no height, Tracaneli (UCLA) no height, Wallick (Mia) no height.

SHOT PUT

FINAL—1. DeBernardi (UTEP) 66-6 1/2, 2. Shmook (Or) 64-10 1/4, 3. Lane (SCal) 64-6, 4. Walker (SMU) 64-4 1/2, 5. Hognlund (UTEP) 62-9 3/4, 6. Anderson (Min) 62-1 3/4; *also competed*—Arrhenius (BY) 62-0, Brosius (KaS) 61-7 3/4, Bilder (NI) 59-10, Adams (Mi) 59-7 1/2, LeDuc (Ka) 59-7 1/4, Born (SJS) 59-6, Price (Br) 59-6, Walker (OrS) 59-1 1/2, Tyms (NI) 56-5.

DISCUS

FINAL—1. DeBernardi (UTEP) 196-5, 2. Stadel (Rice) 191-0, 3. Gunzel (Ariz) 189-4, 4. Wilkins (Or) 183-7, 5. Gordon (UCLA) 183-2, 6. Pear (BY) 180-6; *also competed*—Brosius (KaS) 179-4, Born (SJS) 172-6, Enix (WK) 171-6, Thomas (Tex) 171-5, McCourtie (WaS) 171-5, Wolf (Or) no distance.

JAVELIN

FINAL—1. Dowswell (OU) 265-11, 2. Quitslund (Was) 261-4, 3. Colson (Ka) 255-5, 4. Morland (KaS) 251-8, 5. Strickland (Ariz) 245-11, 6. Pere (La) 242-8; *also competed*—Stiles (Monta) 241-0, Martin (Ten) 236-6, Tobin (UCSB) 227-9, Hollaway (IoS) 221-4, Ram (SCal) 216-9, Daniel (Or) 208-10.

HAMMER THROW

FINAL—1. Schoterman (KeS) 231-3, 2. Accambray (KeS) 227-1, 3. Farmer (UTEP) 221-11, 4. Bredice (SCon) 204-5, 5. McDermott (NYU) 203-1, 6. Parrott (CWP) 199-1; *also competed*—Nunn (UTEP) 192-4, Greenwood (Pr) 191-8, Tice (FrS) 180-11, Bolliger (Or) 176-10, Phillips (WMic) 171-9.

TRIPLE JUMP

FINAL—1. Butts (UCLA) 53-2 1/4, 2. McClure (MT) 52-11 1/2, 3. Freeman (UCLA) 52-10 1/4, 4. Tiff (UCLA) 52-9 1/4, 5. Witherspoon (Va) 51-9 1/2, 6. Steffes (NM) 50-11 1/4; *also competed*—Jackson (SCal) 50-9 1/2, Langeland (BY) 50-8 1/4, Harris (SI) 50-2 3/4, Hall (UTEP) 49-4 3/4, Kelly (NCar) 47-8 3/4, Peoples (AriS) scratched.

DECATHLON

FINAL—1. Evans (Con) 7571, 2. Pettes (Ok) 7461, 3. Albritton (NEM) 7328, 4. George (FrS) 7302, 5. Kotinek (UCLA) 7298, 6. Whitson (La) 7161; *also competed*—Harz (FD) 7077, Hackney (Tex) 6998, DeVries (EM) 6927, Hanson (UCSB) 6873, Wash (WaS) 6825, Reilly (Pr) 6766, Bajema (SDS) DNF, Hill (Colo) DNF, Monahan (WaS) DNF, Samara (Pe) DNF, Wedman (Colo) DNF.

440 RELAY

FINAL—1. Southern Cal (Williams, Brown, Garrison, Deckard) 39.6, 2. SW Louisiana (Porter, Gullett, Thompson, Credeur) 39.9, 3. Purdue (Grambo, Capria, Lichtenheld, Burton) 40.0, 4. Kansas (Scavuzzo, Lutz, Bornkessel, Stepp) 40.0, 5. UTex. El Paso (Stewart, Rondeau, H. Williams, Jackson) 40.3, 6. Oregon (Blackman, Buford, Mays, Hearvey) 40.4; *also competed*—Colorado DNF, Memphis St. DNF.

MILE RELAY

FINAL (run in sections)—1. UCLA (Echols, Gaddis, Brown, Smith) 3:05.3, 2. Oregon (Buford, Blackman, Chapman, Vance) 3:06.4, 3. Michigan (Rowe, Chapman, Bradford, Syphax) 3:07.8, 4. Southern Ill. (Smith, Brown, Erickson, Sutton) 3:09.8, 5. Okla. State (Stople, Kurrasch, Schultz, Bolding) 3:10.0, 6. Southern Cal (Krzyzosiak, Richardson, Brown, Garrison) 3:10.3; *also competed*—Texas 3:10.7, Ab. Christian 3:11.7, Oklahoma 3:12.0, Indiana 3:12.1, South Carolina 3:12.4, LSU DNF.

1972 All-America Team—University Division

Following the National Collegiate Championships, the NCAA Rules Committee selected the 1972 All-America Team. A certificate is awarded each member by the U.S. Track Coaches Assn. Listing is alphabetical, not in preferential order.

100-METER DASH	3000-METER STEEPLECHASE
JAMES AMERISON Lincoln	DOUG BROWN Tennessee
IVORY CROCKETT Southern Ill.	JIM JOHNSON Washington
WARREN EDMONSON UCLA	MARK LARSON Wisconsin
ERROL STEWART UTex. El Paso	JOE LUCAS Georgetown
200-METER DASH	HIGH JUMP
LEON BROWN Southern Cal	CHRIS DUNN Colgate
LARRY BURTON Purdue	BARRY SCHUR Kansas
MARK LUTZ Kansas	DWIGHT STONES UCLA
RICH HARDWARE Adelphi	TOM WOODS Oregon St.
400-METER DASH	LONG JUMP
BENNY BROWN UCLA	FINN BENDIXEN UCLA
EDESEL GARRISON Southern Cal	AL LANIER Cincinnati
LARANCE JONES NE Missouri	BILL REA Pittsburgh
JOHN SMITH UCLA	RANDY WILLIAMS Southern Cal
800-METER RUN	POLE VAULT
THOMAS BACH Northwestern	BILL CURNOW UTex. El Paso
RON PHILLIPS Illinois	DAVE HAMER Cal Poly
WILLIE THOMAS Tennessee	JAN JOHNSON Alabama
TONY WALDROP North Carolina	DAVE ROBERTS Rice
1500-METER RUN	SHOT PUT
WILLIE EASHMAN Hayward St.	FRED DEBERNARDI UTex. El Paso
JEROME HOWE Kansas St.	DOUG LANE Southern Cal
BOB WHEELER Duke	PETE SHMOCK Oregon
DAVE WOTTE Bowling Green	SAM WALKER SMU
5000-METER RUN	DISCUS
GREG FREDERICKS Penn State	FRED DEBERNARDI UTex. El Paso
JOHN HARTNETT Villanova	STEVE GUNZEL Arizona
GLENN HEROLD Wisconsin	KEN STADEL Rice
STEVE PREFONTAINE Oregon	MAC WILKINS Oregon
10,000-METER RUN	JAVELIN
JOHAN HALBERSTADT Okla. State	SAM COLSON Kansas
GORDON MINTY Eastern Mich.	RICK DOWSWELL Ohio U.
RICHARD REID Brigham Young	ED MORLAND Kansas St.
DONAL WALSH Villanova	GARY QUITSLUND Washington
110-METER HIGH HURDLES	HAMMER THROW
THOMAS HILL Arkansas St.	JACQUES ACCAMBRAY Kent State
CHARLES RICH UCLA	FRANK BREDICE Southern Conn.
RICKY STUBBS Louisiana Tech	PETER FARMER UTex. El Paso
JERRY WILSON Southern Cal	AL SCHOTERMAN Kent State
400-METER HURDLES	TRIPLE JUMP
BRUCE COLLINS Pennsylvania	JAMES BUTTS UCLA
JEAN-PIERRE CORVAL UCLA	HARRY FREEMAN UCLA
MIKE LEE Kansas St.	BARRY MCCLURE Middle Tenn.
CARL WOOD Richmond	MILAN TIFF UCLA

DECATHLON

DON ALBRITTON NE Missouri	ROGER GEORGE Fresno St.
RON EVANS Connecticut	ANDREW PETTES Oklahoma

440 RELAY—KANSAS (Tom Scavuzzo, Mark Lutz, Bob Borkmessel, Phil Stepp); PURDUE (Larry Grambo, Carl Capria, Dave Lichtenheld, Larry Burton); SOUTHERN CAL (Randy Williams, Leon Brown, Edesel Garrison, Willie Deckard); SW LOUISIANA (Harold Porter, Pat Gullett, Aaron Thompson, Don Credeur).

MILE RELAY—MICHIGAN (Kim Rowe, Eric Chapman, Reggie Bradford, Greg Syphax); OREGON (Vince Buford, Craig Blackman, Doug Chapman, Weldon Vance); SOUTHERN ILL. (Gerald Smith, Lonnie Brown, Terry Erickson, Eddie Sutton); UCLA (Reggie Echols, Ron Gaddis, Benny Brown, John Smith).

1972 All-America Team—College Division

Following the National College Division Championships, the Games Committee selected the 1972 All-America Team with approval of the NCAA Rules Committee. A certificate is awarded to each member by the U.S. Track Coaches Assn. Listing is alphabetical, not in preferential order.


100-METER DASH	3000-METER STEEPLECHASE
JAMES AMERISON Lincoln	KENNETH AULT SW Missouri
DAVE GILLIARD CP Pomona	MIKE KREMER St. John's, Minn.
CONDIE PUGH Norfolk St.	DAN MULLENS Humboldt St.
STEVE RIDDICK Norfolk St.	RAY WHITE Wabash
200-METER DASH	HIGH JUMP
BILL CUFFEE Norfolk St.	DON ALBRITTON NE Missouri
DAVE GILLIARD CP Pomona	STEVE BUSO Oswego St.
JOHN PETTUS San Francisco St.	KURT NIELSON Neb. Wesleyan
DENNIS WALKER Adelphi	GARRADE PETTUS Eastern Mich.
400-METER DASH	LONG JUMP
KERMIT BAYLESS Hayward St.	DON BARFIELD UC Riverside
LARANCE JONES NE Missouri	DARRELL BROWN Eastern Ill.
STEVE JORDON Kentucky St.	DAVID BOYD Fisk
STAN VINSON Eastern Mich.	ED WILLIAMS C.W. Post
800-METER RUN	POLE VAULT
GARY COLLINS Eastern Mich.	DON ALBRITTON NE Missouri
JAY FABIAN Ashland	CHARLES BEST Denison
JAY KEAL SW Missouri	VAN DAVIES Northern Colo.
EUGENE WEISS Montclair St.	DAVE HAMER Cal Poly
1500-METER RUN	SHOT PUT
GARRY BENTLEY South Dakota St.	DOUG ARENDELL Western Ill.
STEVE FOSTER Ashland	STEVE LAURIANO CP Pomona
FRED LAPLANTE Eastern Mich.	MIKE MCCREADY Northern Iowa
ROBERT SAMPSON Eastern Mich.	JAMES MCKERNAN Southern Conn.
5000-METER RUN	DISCUS
DICK BOWERMAN Wabash	TOM BEZRUTEZYK Central Conn.
TOM HOLLANDER Eastern Mich.	SYLVESTER MARSHALL San Fernando Val.
GORDON MINTY Eastern Mich.	ART MCCOLLUM Hayward St.
JOE SKAJA St. John's, Minn.	JOHN MORTON Oberlin
10,000-METER RUN	JAVELIN
JAMES ALEXANDER Denison	JIM FEENEY Fullerton St.
RICHARD BOWERMAN Wabash	ANTHONY HALL Norfolk St.
GORDON MINTY Eastern Mich.	KENNETH JOHNSON Puget Sound
MIKE SLACK North Dakota St.	ED LONG East Stroudsburg
110-METER HIGH HURDLES	HAMMER THROW
MIKE BETTIGA Humboldt St.	FRANK BREDICE Southern Conn.
ROD JACKSON Eastern Ill.	HAROLD CRAMER Springfield
DOUG JONES San Fernando Val.	ART MCCOLLUM Hayward St.
TONY NELSON Eastern Mich.	TOM PARROTT C.W. Post
400-METER HURDLES	TRIPLE JUMP
KEVIN BLIGH C.W. Post	TOM GEREDINE NE Missouri
KEN BRACY San Fernando Val.	HUGO JACOBMEYER Northern Colo.
BILL CARTWRIGHT Eastern Mich.	LEN JENKINS East Stroudsburg
ROD JACKSON Eastern Ill.	AUBREY TATE Colo. Western

DECATHLON

DON ALBRITTON NE Missouri	DAVID COAD Baldwin-Wallace
RALPH ALLEN Southwestern	RON DEVRIES Eastern Mich.

440 RELAY—EASTERN ILL. (Darrell Brown, Rod Jackson, Victor Brooks, Sandy Osei-Agyeman); EASTERN MICH. (Dennis Gilham, Ian Hall, Keith Swanston, Hasely Crawford); LINCOLN (Donnie Thomas, James Amerison, Tom Boyd, Willie Lyles); NORFOLK ST. (Condie Pugh, Steve Riddick, Zack Rodger, Bill Cuffee).

MILE RELAY—ADELPHI (Rich Hardware, Ray Lee, William McPherson, Clyde McPherson); EASTERN MICH. (Ian Hall, Bill Cartwright, Carry Thomas, Stan Vinson); LINCOLN (Donnie Thomas, Steve Conner, Willie Lyles, Tom Boyd); NORFOLK ST. (Dwight Briggs, Augusta Coleman, Lawrence Davis, Robert Colbert).



HIGH HURDLES WINNER in College Division was Humboldt State's Mike Bettiga (right, at tape), leaning in to nip Eastern Illinois' Rod Jackson, who goes "head first" to the wire. Bettiga's metric 13.8 time was a meet record in the event. Jackson set the mark of 13.9 in the preliminaries, later atoned for himself with winning effort in intermediate hurdles finals.

Eastern Michigan Swan Song Is Tops At Record-Happy Ashland 'Happening'

By DENNIS LUSTIG

Sports Writer, The Cleveland Plain Dealer

The 1972 National College Division track and field championships at Ashland College was more than just a gigantic exhibition of 611 athletes from 115 colleges and universities. It was a happening.

Athletes of all colors, shapes and sizes converged on the small Ohio city May 25-27 and truly and Olympic spirit in an Olympic year evolved.

The school's rooming houses and cafeterias all had SRO business. Rock music blared everywhere. And, most importantly, the performances were better than ever as athletes were competing in a major chapter of their lives' dreams of completing in the upcoming Olympic games at Munich.

The record books of the NCAA were never so savagely attacked as they were in this meet as 14 new marks were set.

EASTERN MICHIGAN DOMINATED THE COMPETITION as coach Bob Parks' Hurons staged a brilliant show in their College Division swan song. Starting in September, 1972, the Hurons stepped up to University Division stature.

Norfolk State finished a distant second to Eastern Michigan, 49 points to 93. Northeast Missouri was third with 46 points.

Kentucky State, which won the 1971 title in amazing fashion with only five runners, managed only a 19th-place tie with ten points in 1972.

Steve Riddick of Norfolk State was the fastest of all the whooshwonders present in the meet's fastest race, the 100-meter dash.

He broke the meet record and had the best time in the world in 1972 to that date by blazing to a 10.0 time in the semifinals. It broke the mark of 10.3 by Cecil Turner of Cal Poly, in 1968. A total of 15 times in the 100 bettered the previous meet record.

Riddick came back Saturday to nip Dave Gilliard of Cal Poly-Pomona in the finals as both ran 10.1.

RIDDICK'S TEAMMATE, Bill Cuffee, broke the record in the 200-meter dash, winning in 20.6.

In the 400-meter dash, Larence Jones of Northeast Missouri won in 45.8 to dethrone defending champion Steve Jordon of Kentucky State.

Eugene Weiss of Montclair State beat defending champ and favorite Jay Fabian of Ashland in

Once the vice-president of a large advertising agency in Cleveland, Dennis Lustig decided to "chuck it" for his first love, sports.



He took a tremendous pay cut to become "phone boy" in the Plain Dealer sports department.

Lustig has since worked his way up to Ohio College sports editor, and is the conductor of two of the Plain Dealer's leading columns, "Sound Off" and "Whatever Happened To."

Until he started covering track three years ago, Lustig didn't like it. But he admittedly was bitten by

the track bug, and hasn't recovered. Records show he is single at 28.

the 800-meter run. Weiss was timed in 1:48.3, while Fabian clocked 1:48.7.

In an uninspiring race clockwise, Garry Bentley of South Dakota State plodded to a 3:50 victory in the 1,500-meter run. He finished one-half second ahead of Fred LaPlante of Eastern Michigan.

Gordon Minty, Eastern Michigan's nonpareil distance runner, a 24-year-old sophomore from London, England, successfully defended his two titles by winning the 5,000 and 10,000 meter runs in record times.

He captured the 5,000 in 14:23.5 and the 10,000 in 29:29.6, snapping marks held by Grant Colehour of Eastern Kentucky, set in 1968. Dick Bowerman of Wabash was runnerup to Minty in both events.

Mike Bettiga of Humboldt State didn't miss Rod Milburn, the defending high hurdles champ who skipped the competition. He broke the meet mark with a 13.8 in the 110-meter high hurdles finals.

THE RECORD OF 13.9 HAD BEEN ESTABLISHED earlier in the meet by Rod Jackson of Eastern Illinois in the semifinals. He finished second, behind Bettiga, in the finals.

It was not all for naught for Jackson as he won the 400-meter intermediate hurdles in 51.2, ahead of Eastern Michigan's Bill Cartwright. The 1971 winner, Melvin Bassett of North Carolina Central, did not compete.

Ray White of Wabash won the steeplechase in a yawning 9:04.6.

The College Division championships at Ashland was a meet of super speed, but not super jumping.

Steve Buso of Oswego State won the high jump with a leap of 6-9¾. Don Albritton of Northeast Missouri, Kurt Nielsen of Nebraska Wesleyan and Garrade Pettus of Eastern Michigan all tied for second at 6-7¾.

DON BARFIELD OF UC RIVERSIDE, long jump runnerup in 1971, won the event at Ashland with a 25-4¼ leap. Tom Geredine of Northeast Missouri, the man who beat Barfield at Sacramento, managed only sixth place.

Geredine did find happiness at Ashland as he won the triple jump by springing 50-4½. He had been a runnerup in 1971 in this event.

Dave Hamer of Cal Poly lived up to his billing as favorite in the pole vault as he won with a record-setting vault of 16-8.

In the weight events, Steve Lauriano, Jr., of Cal Poly-Pomona beat defending champion Mike McCread of Northern Iowa in the shot put, 55-6 to 55-5¼. San Fernando Valley's Sylvester Marshall won the discus in 173-9, six feet better than Art McCollum of Hayward State.

Jim Feeney paced the throwers with a record hurl of 243-4 in the javelin. It broke the four-year mark of 239-8 by Darol Wintle of Weber State.

Frank Bredice of Southern Connecticut won his second straight hammer throwing championship and his 205-2 firing set a record in the process.

ALBRITTON, WHO FINISHED THIRD IN THE POLE VAULT and second in the high jump, won honors as the best all-around athlete, scoring 6999 points to capture the decathlon. Eastern Michigan's Ron DeVries was second.

The best events at track meets usually are the relays, and the 440 and mile relays at Ashland were no exceptions.

The blazing 440-yard quartet of Norfolk State, comprised of Cuffee, Riddick, Zack Rodger and Condie Pugh set a record in the semifinals of 39.4, winning the finals in 39.8 with Eastern Illinois second.

The most controversial finish occurred in the mile relay. After a 30-minute delay, judges decided Eastern Michigan and Adelphi had ended in a dead heat. Both were timed in 3:09.7.

The College Division championships truly were . . . a happening.

TEAM SCORES

Eastern Mich. (EM) 93	So. Dak. St. (SDS) 11	Neb. Wesleyan (NW) 6
Norfolk St. (NS) 49	Kentucky St. (KS) 10	Southwestern (Sw) 4
NE Missouri (NEM) 46	UC Riverside (UCR) 10	Central Conn. (CC) 4
Eastern Ill. (EI) 34	E. Stroudsburg (ES) 10	Colo. Western (CW) 4
C.P. Pomona (CPP) 29	Oswego St. (Os) 10	Western Ill. (WI) 4
Wabash (Wab) 26	St. John's, Minn. (SJ) 10	San Fran. St. (SFS) 4
San Fern. Val. (SFV) 22	Montclair St. (MoS) 10	Seattle Pac. (SP) 2
C.W. Post (CWP) 21	SW Missouri (SWM) 10	Wm. Paterson (WP) 2
Hayward St. (HaS) 21	Denison (D) 8	Millersville (Mi) 2
Adelphi (Ad) 21	Northern Iowa (NI) 8	Luther (Lu) 2
Humboldt St. (HuS) 18	Springfield (Sp) 7	PMC Colleges (PMC) 2
Lincoln (Li) 17	Oberlin (Ob) 7	Lock Haven (LH) 2
Southern Conn. (SCon) 16	Fisk (Fi) 6	St. Cloud (SCI) 2
Northern Colo. (NCo) 16	Baldwin-Wallace (BW) 6	Indiana, Pa. (I) 2
Ashland (As) 14	No. Dak. St. (NDS) 6	Akron (Ak) 1
Fullerton St. (FS) 14	Puget Sound (PS) 6	Mt. St. Mary's (MSM) 1
Cal Poly (CP) 14		

Also competed—Augustana, Ill. (Au), Baptist (Bap), Bates (Bat), Brandeis (Br), Cleveland St. (CS), Coast Guard (CG), Hiram (Hi), Johns Hopkins (JH), Mankato St. (MaS), Mt. Union (MU), N.Y. Tech (NYT), North Central (Nce), Ohio Wesleyan (OW), Olivet (Ol), St. Olaf (SO), Slippery Rock (SR), SE Missouri (SEM), Southern Colo. (SCol), Towson St. (T), UC Davis (UCD), UI Chicago (UIC), Wayne St. (WaS), Western Md. (WM), Worcester St. (WoS).

100-METER DASH

FIRST HEAT—1. Walker (Ad) 10.1, 2. Pugh (NS) 10.1, 3. Osei-Agyeman (EI) 10.2, 4. Ambush (MSM) 10.2; *also competed*—Gilham (EM) 10.7, Harris (SCol) 11.0.
SECOND HEAT—1. Gilliard (CPP) 10.2, 2. Johnson (PMC) 10.4, 3. Busch (NCo) 10.5, 4. Jefferson (D) 10.6; *also competed*—Lowell (CP) 10.9, Clendenny (Nce) 10.9, Morrison (Sw) 10.9. **THIRD HEAT**—1. Crawford (EM) 10.3, 2. Pettus (SFS) 10.3, 3. Frierson (CPP) 10.6, 4. Williams (FS) 10.8; *also competed*—Pryor (CW) 10.7, Wallace (CS) 10.9. **FOURTH HEAT**—1. Riddick (NS) 10.2, 2. Amerison (Li) 10.2, 3. Swanston (EM) 10.6, 4. Christensen (CWP) 10.7; *also competed*—Toler (CS) 10.8, Grant (SCol) 10.9.

SEMI-FINAL—FIRST HEAT—1. Pugh 10.2, 2. Walker 10.3, 3. Crawford 10.3, 4. Pettus 10.4; *also competed*—Frierson 10.6, Osei-Agyeman 10.6, Christensen 10.8, Jefferson 10.9. **SECOND HEAT**—1. Riddick 10.0, Gilliard 10.1, 3. Amerison 10.1, 4. Ambush 10.3; *also competed*—Swanston 10.6, Johnson 10.6, Busch 10.6, Williams 10.9.

FINAL—1. Riddick 10.1, 2. Gilliard 10.1, 3. Pugh 10.2, 4. Amerison 10.2, 5. Walker 10.3, 6. Ambush 10.4; *also competed*—Pettus 10.4, Crawford disq.

200-METER DASH

FIRST HEAT—1. Gilliard (CPP) 21.2, 2. Hardware (Ad) 21.5, 3. Busch (NCo) 22.0, 4. Thomas (EM) 22.2; *also competed*—Jordan (SFS) 22.3, Tipton (Hi) 22.5.
SECOND HEAT—1. Cuffee (NS) 20.9, 2. Amerison (Li) 21.4, 3. Kendrick (As) 21.8, 4. Toney (Hi) 21.8; *also competed*—Elion (Fi) 21.8, Williams (MU) 22.2. **THIRD HEAT**—1. Walker (Ad) 21.1, 2. Osei-Agyeman (EI) 21.2, 3. Pettus (SFS) 21.4, 4. Johnson (PMC) 21.6; *also competed*—Hall (EM) 21.8, Wallace (CS) 22.2, Williams (FS) 23.2.

SEMI-FINAL—FIRST HEAT—1. Cuffee 20.8, 2. Hardware 20.9, 3. Busch 21.5, 4. Osei-Agyeman 21.5; *also competed*—Kendrick 21.6, Thomas 22.1. **SECOND HEAT**—1. Walker 21.1, 2. Pettus 21.3, 3. Amerison 21.2, 4. Gilliard 21.4; *also competed*—Johnson 21.5, Toney 21.9.

FINAL—1. Cuffee 20.6, 2. Walker 20.8, 3. Gilliard 20.9, 4. Pettus 20.9, 5. Hardware 20.9, 6. Amerison 21.1; *also competed*—Busch 21.6, Osei-Agyeman 30.4.

400-METER DASH

FIRST HEAT—1. Jones (NEM) 46.7, 2. Colbert (NS) 47.7, 3. Thomas (Li) 47.8, 4. Wimmer (Bap) 48.0; *also competed*—W. McPherson (Ad) 48.5, Cleaver (KS) 49.3, Struebing (NW) 50.2. **SECOND HEAT**—1. Jordan (KS) 47.0, 2. C. McPherson (Ad) 47.7, 3. Ollie (SFV) 47.8, 4. Bayless (HaS) 48.1; *also competed*—Warren (WaS) 48.3, Boyd (Li) 48.5, Riley (WoS) 48.9. **THIRD HEAT**—1. Vinson (EM) 47.4, 2. Lyles (Li) 48.1, 3. Rolloff (NI) 48.1, 4. Wahlstrom (SDS) 48.2; *also competed*—McGill (CPP) 48.3, Gesell (NDS) 49.3, Hurst (NW) 50.2.

SEMI-FINAL—FIRST HEAT—1. Jones 46.2, Bayless 46.9, 3. Wimmer 47.0, 4. Colbert 47.1; *also competed*—C. McPherson 47.3, Thomas 48.1. **SECOND HEAT**—1. Vinson 46.6, 2. Jordan 47.2, 3. Lyles 47.2, 4. Roloff 47.8; *also competed*—Wahlstrom 49.0, Ollie 49.1.

FINAL—1. Jones 45.8, 2. Jordan 46.1, 3. Bayless 46.4, 4. Vinson 46.5, 5. Lyles 47.0, 6. Colbert 47.2; *also competed*—Roloff 47.5, Wimmer disq.

800-METER RUN

FIRST HEAT—1. Conner (Li) 1:54.2, 2. Weiss (MoS) 1:54.5, 3. Wells (EM) 1:54.5, 4. Graham (NW) 1:54.7; *also competed*—Parker (Bap) 1:59.1, Norris (T) 1:58.2, Schendel (SO) no time. **SECOND HEAT**—1. Nielsen (CP) 1:54.3, 2. Collins (EM) 1:54.7, 3. Johnson (CPP) 1:54.7, 4. French (NW) 1:54.9; *also competed*—Byndom (Li) 1:54.9, Silver (Ak) no time, Beron (NDS) no time. **THIRD HEAT**—1. Fabian (As) 1:52.7, 2. Couch (CPP) 1:53.2, 3. Rivera (Br) 1:53.5, 4. Giovannetti (HuS) 1:53.5; *also competed*—Lane (WaS) 1:54.8, Kinlow (NCe) no time, Steiner (MaS) no time. **FOURTH HEAT**—1. Green (CPP) 1:52.8, 2. Bohlayer (CG) 1:52.9, 3. Keal (SWM) 1:53.1, 4. Miller (Bap) 1:53.2; *also competed*—Jusseaimi (WoS) 1:53.5, Tonks (BW) no time, Lynch (EM) no time, Klick (PMC) no time.

SEMI-FINAL—FIRST HEAT—1. Fabian 1:51.2, 2. Coach 1:51.4, 3. Johnson 1:51.5, 4. Keal 1:51.5; *also competed*—Wells no time, Nielson no time, Giovannetti no time. **SECOND HEAT**—1. Conner 1:52.2, 2. Weiss 1:52.5, 3. Collins 1:52.8, 4. Green 1:52.8; *also competed*—Bohlayer 1:53.1, Miller no time, Divera no time, French no time.

FINAL—1. Weiss 1:48.3, 2. Fabian 1:48.7, 3. Collins 1:48.6, 4. Keal 1:49.4, 5. Green 1:50.1, 6. Couch 1:50.7; *also competed*—Conner 1:51.4, Johnson 1:55.0.

1500-METER RUN

FIRST HEAT—1. Eashman (HaS) 3:55.0, 2. Harms (UCD) 3:55.1, 3. Kamp (NDS) 3:55.7, 4. Samson (EM) 3:56.1; *also competed*—Parker (SEM) 3:57.5, Gralewski (SR) 3:59.9, Schendel (SO) no time, Baird (FS) no time. **SECOND HEAT**—1. Bentley (SDS) 3:56.7, 2. Foster (As) 3:57.1, 3. LaPlante (EM) 3:57.2, 4. Preston (UIC) 3:57.4; *also competed*—Brenny (SCI) 3:57.5, Schultz (NI) 3:57.6, Tubb (FS) no time, Lipper (NEM) no time.

FINAL—1. Bentley 3:50.0, 2. LaPlante 3:50.5, 3. Foster 3:50.5, 4. Sampson 3:51.1, 5. Brenny 3:53.4, 6. Eashman 3:53.9.

5000-METER RUN

FINAL—1. Minty (EM) 14:23.5, 2. Bowerman (Wab) 14:36.0, 3. Skaja (SJ) 14:39.9, 4. Hollander (EM) 14:41.2, 5. Podgajny (LH) 14:49.4, 6. Tubb (FS) 14:51.3; *also competed*—Casso (FS) 14:51.9.

10,000-METER RUN

FINAL—1. Minty (EM) 29:29.6, 2. Bowerman (Wab) 29:31.2, 3. Slack (NDS) 29:53.9, 4. Alexander (D) 29:54.1, 5. Flemming (WP) 30:07.9, 6. Griffin (AK) 30:10.4; *also competed*—Ryan (CPP) 30:23.3, White (FS) 30:32.9.

110-METER HURDLES

FIRST HEAT—1. Jackson (EI) 13.9, 2. Nelson (EM) 14.2, 3. Hamer (CP) 14.5, 4. Nelman (OW) 14.8; *also competed*—Hector (SFS) Vigne (Bap). **SECOND HEAT**—1. Bettiga (HuS) 14.2, 2. Carlson (SDS) 14.4, 3. Jessup (BS) 14.6, 4. Fulton (NEM) 14.9; *also competed*—Greenfield (JH) 14.9, Kottins (T) 15.1. **THIRD HEAT**—1. Jones (SFV) 14.2, 2. Tipton (EM) 14.2, 3. Ryall (Bap) 14.3, 4. Flynn (T) 14.7; *also competed*—Ralston (KS) 14.6, Perry (BW) 14.8.

SEMI-FINAL—FIRST HEAT—1. Jackson 14.0, 2. Carlson 14.0, 3. Tipton 14.3, 4. Hamer 14.4; *also competed*—Jessup 14.7, Fulton 14.8. **SECOND HEAT**—1. Bettiga 14.0, 2. Nelson 14.0, 3. Ryall 14.1, 4. Jones 14.0; *also competed*—Nelman 14.8, Flynn 14.8.

FINAL—1. Bettiga 13.8, 2. Jackson 13.9, 3. Jones 14.2, 4. Nelson 14.2, 5. Tipton 14.3, 6. Hamer 16.7.

400-METER HURDLES

FIRST HEAT—1. Jackson (EI) 51.5, 2. Aldridge (CPP) 52.2, 3. Cartwright (EM) 52.7, 4. Baum (As) 52.9; *also competed*—Miller (SEM) 53.2, Huckaby (Bap) 53.2, Ralston (KS) 55.8. **SECOND HEAT**—1. Hobday (OI) 52.7, 2. Weaver (PMC) 52.9, 3. Ankeny (MU) 52.8, 4. Larson (SDS) 53.1; *also competed*—Fagan (CWP) 53.4, Baker (As) 53.6, Cornelious (Au) 55.2. **THIRD HEAT**—Bracy (SFV) 52.3, 2. Carlson (SDS)

52.3, Bligh (CWP) 52.7, 4. Ryall (Bap) 52.9; *also competed*—Manley (Fi) 53.5, Smith (SJ) 53.6, Hoffman (T) 57.4.

SEMI-FINAL—FIRST HEAT—1. Aldridge 51.8, 2. Jackson 51.8, 3. Larson 52.4, 4. Weaver 52.6; *also competed*—Ankeny 52.8. **SECOND HEAT**—1. Bracy 52.5, 2. Cartwright 52.5, 3. Bligh 52.9, 4. Hobday 52.9; *also competed*—Baum 52.9.

FINAL—1. Jackson 51.2, 2. Carwright 51.6, 3. Bracy 51.6, 4. Bligh 51.9, 5. Weaver 52.2, 6. Larson 52.7; *also competed*—Aldridge 53.8, Hobday 54.7.

3000-METER STEEPLECHASE

FINAL—1. White (Wab) 9:04.6, 2. Mullens (HuS) 9:05.8, 3. Ault (SWM) 9:08.6, 4. Kremer (SJ) 9:18.3, 5. Rapp (Lu) 9:19.2, 6. Sooter (SP) 9:20.6; *also competed*—Layne (Bap) 9:20.5.

HIGH JUMP

FINAL—1. Buso (Os) 6-9¼, 2. tie among Albritton (NEM), Nielsen (NW), and Pettus (EM) 6-7¾, 5. Murphy (CP) 6-7¾, 6. Littrel (NEM) 6-7¾.

LONG JUMP

FINAL—1. Barfield (UCR) 25-4¼, 2. Brown (EI) 24-1¼, 3. Boyd (Fi) 24-½, 4. Williams (CWP) 24-½, 5. Colbert (KS) 23-11¼, 6. Geredine (NEM) 23-10¼.

POLE VAULT

FINAL—1. Hamer (CP) 16-8, 2. Davies (NCo) 16-4¼, 3. Albritton (NEM) 16-4¼, 4. Best (D) 15-6, 5. tie among Rutherford (HaS), Spaet (SP) and Pierce (CP) 15-0.

SHOT PUT

FINAL—1. Lauriano (CPP) 55-6, 2. McCready (NI) 55-5¼, 3. McKiernan (SCon) 53-10½, 4. Arendell (WI) 53-2¼, 5. Geltz (Mi) 53-1½, 6. Morton (Ob) 52-11; *also competed*—McCullum (HaS) 51-2½, Brooks (HaS) 51-½.

DISCUS

FINAL—1. Marshall (SFV) 173-9, 2. McCollum (HaS) 167-9, 3. Morton (Ob) 163-8, 4. Bezrutezyk (CC) 161-2, 5. Duncan (EM) 160-1, 6. Wenskus (CWP) 157-0; *also competed*—Wood (Bat) 152-10, Haugen (WM) 152-8.

JAVELIN

FINAL—1. Feeney (FS) 243-4, 2. Hall (NS) 237-10, 3. Johnson (PS) 230-4, 4. Long (ES) 227-6, 5. Elliott (I) 225-6, 6. Spaet (SF) 223-10; *also competed*—Hurley (SFS) 210-8, Crase (SWM) 210-6.

HAMMER THROW

FINAL—1. Bredice (SCon) 205-2, 2. Parrott (CWP) 200-9, 3. Cramer (Sp) 176-4, 4. McCollum (HaS) 170-3, 5. Trupia (CWP) 169-2, 6. Bould (CWP) 165-5; *also competed*—Bezrutezyk (CC) 163-2, Hall (Sp) 161-2.

TRIPLE JUMP

FINAL—1. Geredine (NEM) 50-4¼, 2. Jacobsmeier (NCo) 49-8¼, 3. Jenkins (ES) 49-2¼, 4. Tate (CW) 49-1¾, 5. Kirkland (EM) 48-11¼, 6. Davis (Sp) 48-10¼.

DECATHLON

FINAL—1. Albritton (NEM) 6999, 2. DeVries (EM) 6947, 3. Coad (BW) 6791, 4. Allen (Sw) 6390, 5. Ryan (FS) 6337, 6. Cox (FS) 6315; *also competed*—McGaugh (UCR) 6242, Sayre (WI) 5810, Cook (NI) 5670.

440-YARD RELAY

FINAL—1. Norfolk St. (Cuffee, Riddick, Rodger, Pugh) 39.8, 2. Eastern Ill. 40.9, 3. Eastern Mich. 40.9, 4. Lincoln 41.2, 5. C.P. Pomona 41.2, 6. C.W. Post 41.6; *also competed*—Denison 42.2, Cal Poly 43.3.

MILE RELAY

FINAL—1. tie Eastern Mich. (Hall, Cartwright, Thomas, Vinson) and Adelphi (Hardware, Lee, W. McPherson, C. McPherson) 3:09.7, 3. Lincoln 3:10.9, 4. Norfolk St. 3:11.2, 5. NE Missouri 3:11.3, 6. Hayward St. 3:11.6; *also competed*—C.W. Post 3:12.9, San Fran. St. 3:14.8.

Pacific Coast Club Outscores Rivals To Gain Second Straight USTFF Title

By **CARL W. COOPER**

Executive Director, U. S. Track & Field Federation

The Pacific Coast Track Club successfully defended their team title in the Tenth Annual United States Track and Field Federation men's championships, May 26-27 at Cessna Stadium in Wichita, Kansas.

The Los Angeles-based team collected 80 points, finishing well ahead of the Chicago Track Club, second with 42 points.

The 1972 meet showcased talent which was to perform later in the summer at the Olympic Games in Munich. Among the U. S. Olympic team members who participated were Preston Carrington, Jan Johnson, Brian Oldfield, Jim Ryun, Ken Swenson and George Woods.

The two-day championship meet attracted over 15,000 spectators and 800 athletes, the most successful USTFF meet to date.

The meet's only double winner was Ben Vaughan of the Georgia Tech Track Club, who won the 100-yard dash in 9.5 and the 220 in 20.7. Meet records were established in the discus by Brian Oldfield; in the intermediate hurdles by Efram Gibson; in the shot put by George Woods; and in the steeplechase by Randy Smith.

10th USTFF Championships

SCORING—Pacific Coast Club 80, Chicago TC 42, Kansas St. 34, SW Louisiana 26, Kansas 23, Ab. Christian 22, Georgia Tech TC 20, Texas 20, Lamar 20, Oklahoma 20, Okla. Christian 18, Wichita St. 18, Cincinnati 18, Louisiana Tech 16, New York AC 12, Alabama 10, Edinboro St. 10, Houston TC 10, Baylor 10, Iowa State 8, Miami 8, Texas Striders 8, McNeese St. 7, Georgia Tech 6, Bowling Green TC 6, Colorado 5, Iowa State TC 4, Texas A&M 4, TCU 4, Ottawa 4, Atomic City TC 4, Okla. State 3, Pittsburg St. 2, Florida St. 1, Tenn. Tech 1, U.S. Air Force 1.

100—Vaughan (GTTC) 9.5, Porter (SWL), Williams (KS), Collins (TCU), Walker (unatt), Scavuzzo (K); **220**—Vaughan (GTTC) 20.7, Porter (SWL), Mitchell (H), Goodrich (Ch), Garren (F); **440**—Musika (PCC) 46.0, Elbel (PCC), Colglazier (Ab), Stepp (K), Newsom (Ok), Shields (CS); **880**—Sparks (Ch) 1:49.3, Howe (KS), McSweeney (Mc), Paul (Ch), Vinson (KS), Manke (OS); **MILE**—Kaal (PCC) 3:59.9, Walker (WS), Carlberg (unatt), Rose (West. Ky. TC), Ortiz (West. Ky.), Blewett (unatt); **3-MILE**—Howe (KS) 13:29.36, Stewart (unatt), Geis (PCC), Ryan (N), Pearce (PCC), Hitchcock (KS); **6-MILE**—Antognoli (E) 28:24.7, Pearce (PCC), Majors (GT), Garcia (At), Stanley (C), Koch (unatt); **440-H**—Gibson (La) 49.9, Musika (PCC), Steele (unatt), Adsit (CS), Lee (KS), Cronholm (ice); **3000-M STEEPLE**—Smith (WS) 8:43.3, Ryan (N), Sink (BG), Callen (K), Boatwright (OS), Nightengale (USAF).

HJ—Kaffer (Ba) 6-10, tie Shepard (PCC) and Bowers (Ch), Stoner (Ok), Oates (Tex), Haupt (Ch), LJ—Carrington (unatt) 25-8½, Smith (LT), Lanier (C), Berry (Tex), Seay (K), Humphrey (TT); **SP**—Woods (PCC) 69-9¼, Matson (TS), Oldfield (Ch), Salb (unatt), Wilhelm (unatt), Brosius (KS); **DISC**—Oldfield (Ch) 193-9, Stoltman (WKy), Ordway (PCC), Lister (PCC), Brosius (KS), Eneix (WKy); **JAV**—Colson (K) 272-5, Hollaway (IS), Kouvofo (unatt), Winn (Ot), Morland (KS), Pere (La); **HAM**—Neugent (OC) 182-2, Hill (OC); **TJ**—Lanier (C) 50-6¼, Gratz (unatt), Burgher (unatt), Braunman (IS), Goodwin (WKTC), Briggs (WKTC); **DECATHLON**—Pettes (Ok) 7447, Miller (OhioU), Hackney (Tex), Whitson (La), Harris (K), Ward (WKTC).

RELAYS—440—SW Louisiana 40.5, Ab. Christian; **MILE**—Oklahoma (Cantrell, Hardwick, Easton, Newsom) 3:08.8, Ab. Christian, Texas, Houston TC, Kansas St., Colorado St.

Results of 20th Olympic Games

Munich, Aug. 31-Sept. 10

100—BORZOV (USSR) 10.14, Taylor (USA) 10.24, Miller (Jamaica) 10.33, Kornelyuk (USSR) 10.36, Fray (Jamaica) 10.40, Hirscht (W. Germany) 10.40, Nowosz (Poland) 10:46, Crawford (Trinidad) dnf. **200**—BORZOV (USSR) **20.00**, Black (USA) 20.19, Mennea (Italy) 20.30, Burton (USA) 20.37, Smith (USA) 20.55, Schenke (E. Germany) 20.56, Jenninghaus (W. Germany) 20.65, Zenk (E. Germany) 21.05.

400—MATTHEWS (USA) **44.66**, Collett (USA) 44.80, Sang (Kenya) 44.92, Asati (Kenya) 45.13, Schloske (W. Germany) 45.31, Kukkoaho (Finland) 45.49, Honz (W. Germany) 45.68, Smith (USA) dnf. **800**—WOTTE (USA) 1:45.9, Arzhanov (USSR) 1:45.9, Boit (Kenya) 1:46.0, Kemper (W. Germany) 1:46.5, Ouko (Kenya) 1:46.5, Carter (GB) 1:46.6, Kupczyk (Poland) 1:47.1, Fromm (E. Germany) 1:48.0.

1500—VASALA (Finland) 3:36.3, Keino (Kenya) 3:36.8, Dixon (New Zealand) 3:37.5, Boit (Kenya) 3:38.4, Foster (GB) 3:39.0, Mignon (Belgium) 3:39.1, Wellmann (W. Germany) 3:40.1, Pantely (USSR) 3:40.2. **5000**—VIREN (Finland) 13:26.4, Gamoudi (Tunisia) 13:27.4, Stewart (GB) 13:27.6, Prefontaine (USA) 13:28.4, Puttemans (Belgium) 13:30.8, Norporth (W. Germany) 13:32.6, Halle (Norway) 13:34.6, Sviridov (USSR) 13:39.4.

10,000—VIREN (Finland) 27:38.4, Puttemans (Belgium) 27:39.6, Yifer (Ethiopia) 27:41.0, Haro (Spain) 27:48.2, Shorter (USA) 27:51.4, Bedford (GB) 28:05.8, Korica (Yugoslavia) 28:15.2, Zadde (Tunisia) 28:18.2. **3000 STEEPLE**—KEINO (Kenya) 8:23.6, Jipcho (Kenya) 8:24.6, Kantanen (Finland) 8:24.8, Malinowski (Poland) 8:28.0, Moraveik (Czechoslovakia) 8:29.2, Biwott (Kenya) 8:33.6, Bite (USSR) 8:34.6, Paivarinta (Finland) 8:37.2.

110-HH—MILBURN (USA) 13.24, Drut (France) 13.34, Hill (USA) 13.48, Davenport (USA) 13.50, Siebeck (E. Germany) 13.71, Wodzynski (Poland) 13.72, Nadenicek (Czechoslovakia) 13.76, Cech (Czechoslovakia) 13.86. **400-H**—AKIL-BUA (Uganda) 47.82, Mann (USA) 48.51, Hemerv (GB) 48.52, Seymour (USA) 48.64, Schubert (W. Germany) 49.65, Galrilyenko (USSR) 49.66, Tziortzis (Greece) 49.66, Zorin (USSR) 50.25.

HIGH JUMP—TRAMAK (USSR) 7-3¼, Junge (E. Germany) 7-3, Stones (USA) 7-3, Magerl (W. Germany) 7-1¾, Szenesi (Hungary) 7-1¾, Beers (Canada) 7- ½, Major (Hungary) 7- ½, Akamyetov (USSR) 7- ½. **LONG JUMP**—WILLIAMS (USA) 27- ½, Baumgartner (W. Germany) 26-10, Robinson (USA) 26-4¼, Owusu (Ghana) 26-3½, Carrington (USA) 26-2½, Klaus (E. Germany) 26-1½, Lerwill (GB) 25-11½, Barkovskiy (USSR) 25-5¼.

POLE VAULT—NORDWIG (E. Germany) 18- ½, Seagren (USA) 17-8½, Johnson (USA) 17-6¾, Kurtzky (W. Germany) 17-4¾, Simpson (Canada) 17- ¾, Ohl (W. Germany) 17- ¾, Lagerqvist (Sweden) 17- ¾, Tracaneli (France) 16-8¾. **SHOT PUT**—KOMAR (Poland) 69-6, Woods (USA) 69-5½, Briesenick (E. Germany) 69-4¼, Gies (E. Germany), Feuerbach (USA) 68-11¼, Oldfield (USA) 68-7¼, Birkenbach (W. Germany) 66-10, Varju (Hungary) 65-11¼.

DISCUS—DANEK (Czechoslovakia) 211-3, Silvester (USA) 208-4, Bruch (Sweden) 208-0, Powell (USA) 206-1, Fejer (USSR) 205-5, Thorith (E. Germany) 204-9, Tegla (Hungary) 198-9, Vollmer (USA) 197-7. **JAVELIN**—WOLFERMANN (W. Germany) 296-10, Lusia (USSR) 296-9, Schmidt (USA) 276-11, Siitonen (Finland) 276-7, Grimnes (Norway) 272-7, Kinnunen (Finland) 269-3, Nefeth (Hungary) 268-11, Luke (USA) 262-8.


HAMMER—BONDARCHUK (USSR) 247-8, Sachse (E. Germany) 245-11, Khmylevskiy (USSR) 242-11, Bever (W. Germany) 234-7, Zsvotsky (Hungary) 234-2, Eck-schmidt (Hungary) 233-7, Klein (W. Germany) 233-4, Morofushi (Japan) 232-6. **TRIPLE JUMP**—SANEYEV (USSR) 56-11, Drehmel (E. Germany) 56-9¼, Prudencio (Brazil) 55-11¼, Corbu (Romania) 55-3¼, Craft (USA) 55-2½, Dia (Senegal) 55-2½, Joachimowski (Poland) 54-9, Flogstad (Norway) 53-11¼.

RELAYS—400—USA (Black, Taylor, Tinker, Hart) 38.19, USSR 38.40, W. Germany 38.79, Czechoslovakia 38.82, E. Germany 38.90, Poland 39.03, France 39.14, Italy 39.14. **1600**—KENYA (Asati, Nyaman, Onku, Sang) 2:59.8, Great Britain 3:00.5, France 3:00.7, W. Germany 3:00.9, Poland 3:01.1, Finland 3:01.1, Sweden 3:02.6, Trinidad 3:03.6.

DECATHLON—AVILOV (USSR) 8454, Litvenyenko (USSR) 8035, Katus (Poland) 7984, Bennett (USA) 7974, Schreyer (E. Germany) 7950, Herbrandt (Belgium) 7947, Smidt-Jensen (Denmark) 7947, Janczenko (Poland) 7861. **MARATHON**—SHORTER (USA) 2:12:19.8, Lismont (Belgium) 2:14:31.1, Wolde (Ethiopia) 2:15:08.4, Moore (USA) 2:15:39.8, Kimihara (Japan) 2:16:27.0, Hill (GB) 2:16:30.6, MacGregor (GB) 2:16:34.4, Foster (New Zealand) 2:16:56.2.

The Best Performances By Collegians

Compiled By BOB STEINER

Sports Information Director, University of California
In Cooperation With TRACK & FIELD NEWS

OVER THE TOP goes Oregon State high jumper Tom Woods, back-flopping 7-3/4 for national championship record. The unheralded freshman, who had failed to place in Pacific-8 meet two weeks before, beat a classy field with this performance.

100-YARD DASH

Name, College	Best	Mark
Crockett, Southern Ill.	9.2	
Porter, SW Louisiana	9.2	
Washington, Mich. State	9.2	
Brisco, Arizona	9.3	
Batie, Troy State	9.3	
Branch, Colorado	9.3	
Holloway, East Tennessee	9.3	
Jackson, UTex. El Paso	9.3	
Lide, Johnson C. Smith	9.3	
Robinson, Florida A&M	9.3	
H. Williams, UTex. El Paso	9.3	
S. Williams, UTex. El Paso	9.3	
Edmonson, UCLA	9.3	
<i>wind-aided</i>		
McGee, Alcorn A&M	9.0	
Taylor, Tex. Southern	9.0	

100-METER DASH

Robinson, Florida A&M	9.9
Branch, Colorado	10.0
Edmonson, UCLA	10.0
Jackson, UTex. El Paso	10.0
Riddick, Norfolk St.	10.0
Taylor, Tex. Southern	10.0

220-YARD/200-METER DASH

Black, N.C. Central	20.0m
Burton, Purdue	20.3
Crockett, Southern Ill.	20.3
S. Williams, UTex. El Paso	20.3
Quarrie, Southern Cal	20.4
Schultz, Okla. State	20.4
Baldwin, Dallas Bapt.	20.5m
Walker, Adelphi	20.6
H. Williams, UTex. El Paso	20.6
Edmonson, UCLA	20.6

440-YARD/400-METER DASH

Smith, UCLA	44.3m
S. Williams, UTex. El Paso	45.2
Garrison, Southern Cal	45.4
Jones, NE Missouri	45.1m
Sang, N.C. Central	45.2m
Peoples, Arizona St.	45.3m
Brown, UCLA	45.3m
Sang, N.C. Central	45.6
Wills, LSU	45.7
Redd, Southern U.	45.4m
Priestley, Nebraska	45.8m

440-YARD/400-METER DASH, cont.

Name, College	Best	Mark
Schultz, Okla. State	45.9	
Newsom, Oklahoma	46.0	
Norman, Missouri	46.0	

880-YARD/800-METER RUN

Wottle, Bowling Green	1:44.3m
Phillips, Illinois	1:45.3m
Brown, California	1:45.4m
Ouku, N.C. Central	1:46.0m
Philippe, Fordham	1:46.0m
R. Smith, LSU	1:47.6
Thomas, Tennessee	1:47.6
Waldrop, North Carolina	1:47.2m
Fulton, Tex. Southern	1:47.3m
Bach, Northwestern	1:47.4m
Hawkins, Tennessee	1:47.6m

1500-METER RUN

Howe, Kansas St.	3:38.2
Wheeler, Duke	3:38.8
Wottle, Bowling Green	3:39.7
Prefontaine, Oregon	3:39.8
Fisher, Syracuse	3:40.0
Hailu, Oregon St.	3:40.4
Savage, Oregon	3:40.6
Eashman, Hayward St.	3:41.0
Munson, Oregon St.	3:41.6
Carey, Oregon St.	3:41.8

MILE RUN

Prefontaine, Oregon	3:56.7
Wottle, Bowling Green	3:58.2
Wheeler, Duke	3:59.2
Hailu, Oregon St.	3:59.3
Popejoy, Mich. State	3:59.7

5000-METER RUN

Prefontaine, Oregon	13:22.8
Fredericks, Penn State	13:34.0
Hartnett, Villanova	13:43.4
Halberstadt, Okla. State	13:44.0
Herold, Wisconsin	13:45.8
Keogh, Manhattan	13:46.8
Hitchcock, Kansas St.	13:49.6
Duffy, UN Reno	13:55.8
Redd, Washington St.	13:59.0
Johnson, Washington	13:59.8

THREE-MILE RUN

Name, College	Best Mark
Minty, Eastern Mich.	13:11.0
Baldwin, Kentucky	13:17.4
Halberstadt, Okla. State	13:17.4
Slaney, Northern Ariz.	13:28.2
Howe, Kansas St.	13:29.4

10,000-METER RUN

Fredericks, Penn State	28:08.0
Cusack, East Tennessee	28:45.8
Halberstadt, Okla. State	28:50.4
Minty, Eastern Mich.	28:51.4
Walsh, Villanova	28:53.6
Reid, Brigham Young	29:02.6
Duffy, UN Reno	29:08.8
Baldwin, Kentucky	29:16.8
Gross, Illinois	29:17.6
Bowerman, Wabash	29:27.2

SIX-MILE RUN

Prefontaine, Oregon	27:22.4
Cusack, East Tennessee	27:40.6
Slaney, Northern Ariz.	27:46.0
Pryor, Long Beach St.	27:52.2
Halberstadt, Okla. State	27:54.2

110-METER/120-YARD HIGH HURDLES

Hill, Arkansas St.	13.3
Milburn, Southern U.	13.3
Wilson, Southern Cal	13.4
Stubbs, SW Louisiana	13.5
Rich, UCLA	13.5
Gipson, Lamar	13.6
Murray, Michigan	13.6
Lightfoot, Texas	13.6

440-YARD/400-METER HURDLES

Collins, Pennsylvania	49.1m
Bolding, Okla. State	49.8
Corval, UCLA	49.9
Gipson, Lamar	49.9
Cassleman, Mich. State	50.0m
Lee, Kansas St.	50.0m
Adsit, Colorado St.	50.3m
Rondeau, UTex. El Paso	50.3m
Wood, Richmond	50.3m
Bornkessel, Kansas	50.4m

3000-METER STEEPLECHASE

Lucas, Georgetown	8:30.2
Brown, Tennessee	8:31.8
Johnson, Washington	8:32.4
Larson, Wisconsin	8:35.0
Beardmore, Duke	8:38.0
Leddy, East Tennessee	8:39.2
Gross, Illinois	8:41.8
Koss, Washington	8:42.0
Kelley, Indiana	8:42.2
Smith, Wichita St.	8:43.4
Myers, Ball State	8:44.2

HIGH JUMP

Name, College	Best Mark
Woods, Oregon St.	7-3¼
Dunn, Colgate	7-3
Stones, UCLA	7-3
Schur, Kansas	7-3
Oates, Texas	7-1½
Fletcher, UCLA	7-1¼
Halton, Princeton	7-1
Tompkins, Texas	7-1
Nyman, New Mexico	7-1
Matzdorf, Wisconsin	7-1
Owens, Southern Cal	7-0¾

LONG JUMP

Williams, Southern Cal	27- 4¼
Rea, Pittsburgh	26- 7½
Bolin, Purdue	26- 2¼
Moore, Oregon	26- 1¾
Bendixen, UCLA	26- 1¾
Lanier, Cincinnati	26- 1¾
Humphries, Tenn. Tech	25-11¾
Jackson, Southern Cal	25- 9
Haynes, Middle Tenn.	25- 8½

POLE VAULT

Smith, Long Beach St.	18-0½
Johnson, Alabama	18-0½
Roberts, Rice	18-0½
Cotton, Florida	17-1¾
Craig, Oklahoma	17-1
Wallick, Miami, O.	17-1
Curnow, UTex. El Paso	17-0½
Hamer, Cal Poly	17-0
Pullard, Southern Cal	17-0
Wedman, Colorado	17-0

SHOT PUT

DeBernardi, UTex. El Paso	68- 7¾
Lane, Southern Cal	66-11¼
Shmook, Oregon	66- 5
Walker, SMU	65- 6
Arrhenius, Brigham Young	64- 4½
Hoglund, UTex. El Paso	63- 1¾
Anderson, Minnesota	62- 1¾
Brosius, Kansas St.	61- 5
Cathcart, Washington	61- 3¾

DISCUS

Gunzel, Arizona	203- 4
Penrose, California	201- 3
Stadel, Rice	197- 5
DeBernardi, UTex. El Paso	196- 5
Wilkins, Oregon	195-11
Wolf, Oregon	193- 2
Pecar, Brigham Young	190- 4
Thomas, Texas	189- 1
Corrigan, Maryland	185- 7
Adams, Michigan	185- 1

JAVELIN

Name, College	Best Mark
Colson, Kansas	272- 5
Dowswell, Ohio U.	265-11
Holloway, Iowa State	263- 4
Quitland, Washington	261- 4
Smiding, New Mexico	260-11
Feldmann, Washington	260- 5
Barnet, Southern Cal	256-10
Stiles, Montana	255-10
George, Maryland	255- 2
Strickland, Arizona	255- 0
Morland, Kansas St.	254- 0

HAMMER THROW

Schoterman, Kent State	231- 3
Accambray, Kent State	229-11
Farmer, UTex. El Paso	221-11
Bredice, Southern Conn.	216-11
McDermott, NYU	203- 1
Bregar, Navy	201- 5
Parrott, C.W. Post	200- 9
Furness, Rhode Island	199- 1
Greenwood, Princeton	195- 3
Nunn, UTex. El Paso	195- 1

TRIPLE JUMP

Butts, UCLA	54- 7½
McClure, Middle Tenn.	53- 4½
Tiff, UCLA	53- 2
Freeman, UCLA	53- 1
Lanier, Cincinnati	52- 9
Steffes, New Mexico	52- 9
Kelly, North Carolina	52- 8¾
Witherspoon, Virginia	52- 4½
Hall, UTex. El Paso	52- 3½
Onyango, Wisconsin	51-11¾
<i>wind-aided</i>	
Freeman, UCLA	54- 6½

DECATHLON

Jenner, Graceland	7846
Pettes, Oklahoma	7762
Samara, Pennsylvania	7669
Bakley, Westmont	7656
Hill, Okla. Christian	7584
Evans, Connecticut	7571
Hill, Colorado	7549
George, Fresno St.	7515
Wedman, Colorado	7471
Stern, Southern Cal	7334

440-YARD RELAY

Southern Cal	38.8
UTex. El Paso	39.2
Norfolk St.	39.4
N. C. Central	39.5
UCLA	39.8
Memphis St.	39.9
SW Louisiana	39.9
Purdue	40.0
Tex. Southern	40.0
Dallas Bapt.	40.0

880-YARD RELAY

College	Best Mark
Southern Cal	1:20.7
N. C. Central	1:21.8
UTex. El Paso	1:22.5
Southern Ill.	1:23.1
Arkansas AM&N	1:23.2
Colorado	1:23.7
SW Louisiana	1:23.7
Tennessee	1:23.8
Tex. Southern	1:24.0
Norfolk St.	1:24.0

MILE RELAY

N. C. Central	3:03.1
UCLA	3:04.4
Oregon	3:06.4
Okla. State	3:06.8
UTex. El Paso	3:07.0
LSU	3:07.1
Southern Cal	3:07.6
Adelphi	3:07.7
Michigan	3:07.8
Oklahoma	3:08.0

TWO-MILE RELAY


Illinois	7:21.0
Missouri	7:23.0
Tennessee	7:23.4
Oregon St.	7:23.8
LSU	7:24.2
Villanova	7:24.2
Georgetown	7:24.8
Nebraska	7:25.2
Manhattan	7:25.4
Michigan	7:26.0

SPRINT MEDLEY RELAY

N. C. Central	3:14.8
Tex. Southern	3:15.9
Kansas	3:16.5
Drake	3:17.5
Lincoln	3:17.5
LSU	3:18.1
Prairie View	3:18.4
Texas	3:18.4
Texas A&M	3:18.4
Dallas Bapt.	3:19.2

DISTANCE MEDLEY RELAY

Kansas St.	9:31.8
Illinois	9:34.2
Missouri	9:34.4
UTex. El Paso	9:34.6
Villanova	9:37.6
Duke	9:38.2
Manhattan	9:38.6
North Carolina	9:39.4
Mich. State	9:41.6
Pennsylvania	9:42.2



LETTING IT ALL HANG OUT is Southern Cal's Andy Barnett, hair flying as he uncorks javelin throw in qualifying at national meet in Eugene. Despite maximum effort here, Barnett's best of 217-4 wasn't good enough to get him into the finals.

Collegiate Championship Meet Results

19th Atlantic Coast Conference Championships

SCORING—Maryland 104½, North Carolina 44½, Duke 39, Clemson 35, Virginia 34, N.C. State 20, Wake Forest 11.

100—Merritt (V) 9.5, Canzonieri (NC), Nelson (C), Jacobs (M), VanBuren (WF); 220—Merritt (V) 21.6, Liskin (M), Brozey (M), VanBuren (WF), Krassy (D); 440—Koob (NCS) 49.5, D. Morris (V), Scheer (M), Long (C), Seesman (C); 880—Waldrop (NC) 1:49.7, Stewart (NC), Wilkins (NCS), Barron (V), Bailor (M); MILE—McAfee (NC) 4:04.8, Wilkins (NCS), S. Wheeler (D), Mandel (M), Fahey (NCS); 3-MILE—Eden (D) 14:11.8, Sparling (D), Browder (D), Ackley (NCS), Beardmore (D); 120-HH—Carney (M) 14.7, Goodrich (D), Lardieri (M), Bracey (NCS), Copeland (C); 440-H—Fullerton (M) 52.9, Copeland (C), Larkin (M), Carney (M), Witherspoon (V); 3000-M STEEPLE—Beardmore (D) 8:50.2, Forrester (D), Umbarger (M), Hustvedt (D), Allen (NCS).

HJ—White (WF) 6-11, Bozzone (M), Kostyk (M), Zeiher (C), Muir (M); LJ—West (NC) 23-11, Howle (C), Snowden (NC), Garrard (C), Brown (C); PV—Struble (M) 15-0, Permenter (M), Wackwitz (C), McQuade (M), tie Hauze (M) and Deacon (NC); SP—MacLachlan (M) 55-2½, Corrigan (M), Pisciotta (M), Mack (C), Hunt (C); DISC—Corrigan (M) 177-9, Johnson (M), Taylor (NC), Hunt (C), Mullinax (NC); JAV—George (M) 249-1, Fisher (M), Kuntz (M), Clepper (M), Rae (WF); TJ—Bilmanis (M) 50-5¼, Kelly (NC), Witherspoon (V), Goodman (M), Brown (C).

RELAYS—440—Virginia (Hawkins, Witherspoon, Davis, Merritt) 41.9, North Carolina, Duke, Clemson, Wake Forest; MILE—Virginia (Jesse, Solotrovsky, Hawkins, Morris) 3:16.8, Clemson, North Carolina, Duke, N.C. State.

Big Eight Conference Championships

SCORING—Kansas 100½, Kansas St. 87, Okla. State 82½, Colorado 73, Oklahoma 69, Missouri 55, Nebraska 41, Iowa State 18.

100—tie Daniels (C) and Williams (KS) 9.6, Brunson (C), Scavuzzo (K), tie Schultz (OS) and Levy (N); 220—Schultz (OS) 20.7, Daniels (C), Lutz (K), Bennett (C), tie Scavuzzo (K) and Levy (N); 440—Newsome (O) 46.0, Norman (M), Case (N), Cantrell (O), Stepp (K); 880—Hawkins (N) 1:50.0, Chadwick (N), Clifton (O), Vinson (KS), Daily (M); MILE—Howe (KS) 4:08.4, Halberstadt (OS), McMullen (M), Kelly (M), Manke (OS); 3-MILE—Halberstadt (OS) 14:09.9, Howe (KS), Gregario (C), Castenada (C), Rodriguez (KS); 120-HH—Robinson (K) 13.6, Bolding (OS), Vandaveer (K), McCurry (IS), Bornkessel (K); 440-H—Bolding (OS) 49.8, Lee (KS), Bornkessel (K), Lehwald (M), Hardwick (O).

HJ—Schur (K) 7-3, Hansbrough (M), Stoner (O), Smith (K), Holland (OS); LJ—Adams (C) 25-1, Kinney (O), Seay (K), Childs (N), Wright (OS); PV—McCorm (O) 16-0, Marrs (KS), Speer (C), Hatcher (K), Wedman (C), SF—Brosius (KS) 61-9¼, Frieze (M), LaDuc (K), Guevara (K), Marks (OS); DISC—Brosius (KS) 180-11, Bemien (OS), Amundson (IS), Marks (OS), Wedman (C); JAV—Colson (K) 264-0, Morland (KS), Holloway (IS), Obee (KS), Russell (M); TJ—Gray (M) 50-10¼, Kinney (O), Stull (K), Robinson (K), Nyumutei (C).

RELAYS—440—Colorado (Daniels, Brunson, Bennett, Branch) 39.8, Kansas, Okla. State, Nebraska, Oklahoma; MILE—Oklahoma (Cantrell, Gilham, Eastin, Newsome), Okla. State, Kansas State, Nebraska, Missouri.

Big Sky Conference Championships

SCORING—Montana 147, Idaho St. 124, Northern Ariz. 86, Idaho 70, Weber St. 69, Boise St. 33, Montana St. 23.

100—Lawson (IS) 9.4, Bailey (NA), Mack (I), Bond (W), Kerbal (M); 220—Lawson (IS) 20.8, Brown (M), Bergman (I), Bailey (NA), Kerbal (M); 440—Brown (M) 47.3, Knoll (IS), Williams (IS), Woolsey (BS), Patenaude (MS); 880—Cross (NA) 1:51.4, Ramack (I), Miller (M), Hale (IS), Howk (NA); MILE—Selby (NA) 4:21.0, Templeman (M), Jones (IS), Brooks (IS), Sawyer (NA); 3-MILE—Selby (NA) 13:51.0, Tocheri (NA), Darko (M), Sliney (NA), Priestly (M); 120-HH—Comer (IS) 14.5, Walker (M), Epler (M), Large (NA), Martin (I); 440-H—Comer (IS) 52.2, Collins (I), Knoll (IS), Titchenal (I), Nielson (W); 3000-M STEEPLE—Cook (M) 8:58.9, Sliney (NA), Darko (M), Tocheri (NA), Peterson (I).

HJ—Ramey (MS) 6-7, Hale (M), Hurley (NA), Luther (IS), Roberts (M); LJ—Cunningham (W) 24-2, Anderson (IS), Mack (I), Gunlikson (MS), Bell (BS); PV—Weidenbach (BS) 15-4½, Hamilton (I), Parker (W), Urbaniak (M), Urrutia (IS); SP—Byington (IS) 52-7¼, Vanmansart (M), Bruce (I), Reilly (W), Rubert (MS); DISC—Reilly (W) 161-11, Ralston (M), Bruce (I), McBrabb (NA), Byington (IS); JAV—Stiles (M) 242-9, Hill (W), Ashby (W), Tyler (I), Byington (IS); TJ—Chaffey (M) 47-10¼, Bell (BS), Kigame (M), Cunningham (W), Charlson (MS).

RELAYS—440—Idaho St. (Comer, P. Williams, Miller, Lawson) 41.8, Weber St., Montana, Northern Ariz., Montana St., MILE—Idaho St. (Hale, Hobdey, P. Williams, Lawson) 3:17.7, Montana, Boise St., Weber St., Northern Ariz.

Big Ten Conference Championships

SCORING—Mich. State 105, Illinois 104, Indiana 85, Michigan 68, Wisconsin 60, Purdue 54, Minnesota 31, Iowa 23, Ohio State 15, Northwestern 13.

100—Washington (MS) 9.4, Burton (P), Dill (MS), Love (In), Butcher (MS), Booker (II); 220—Dill (MS) 20.7, Burton (P), Washington (MS), Butcher (MS), Capria (P), Love (In); 440—Rowe (Mic) 47.2, Syphax (Mic), Dozier (II), Wallace (In), Taylor (In), Eisenlauer (Io); 660—Phillips (II) 1:16.5, Kaemerer (II), Close (In), Cordes (W), Nance (MS), Parrish (P); 880—Mango (II) 1:49.6, Bach (N), Kent (W), Cool (MS), York (In), LaBadie (II); MILE—Durkin (II) 4:03.5, Fleming (W), Somesan (In), Baker (W), Clark (Io), Smith (Min); 3-MILE—Herold (W) 13:28.4, Bjorklund (Min), Mander (In), Hackler (P), Scharnk (W), Gross (II); 120-HH—Murray (Mic) 13.9, Pivovar (II), Reeves (Mic), Morrison (MS), Hurd (MS), Jackson (In); 440-H—Casleman (MS) 52.4, Pasules (II), Keeler (In), Morgan (P), Caudill (In), Trospier (W); 3000-M STEEPLE—Gross (II) 8:42.8, Larson (W), Kelley (In), Cool (MS), Cobb (II), Johnson (W).

HJ—Adams (In) 6-10, Hodge (In), Buetow (Min), tie Mann (Mic) and Rogers (N), tie Dykstra (II) and Sweet (II); LJ—Bolin (P) 25-¾, Gregory (MS), Colucci (OS), Ross (MS), Booker (II), Gilchrist (Mic); PV—Tefer (Io) 16-0, Overson (Io), Bishop (W), Lintz (OS), Burgener (II), Boughman (In); SP—Anderson (Min) 61-4¼, Adams (Mic), Breiminger (P), Roberts (MS), Baietto (II), Perretta (P); DISC—Dykstra (II) 173-0, Davis (In), Adams (Mic), Buetow (Min), LaFrank (II), Roberts (MS); TJ—Onyango (W) 51-10, Vine (In), Gregory (MS), Colucci (OS), Moss (Min), Harper (N).

RELAYS—440—Mich. State (Washington, Butcher, Casleman, Dill) 40.2, Purdue, Michigan, Illinois, Iowa, Ohio State; MILE—Michigan (Chapman, Bradford, Rowe, Syphax) 3:09.9, Mich. State, Illinois, Indiana, Purdue, Northwestern.

California Collegiate Athletic Assn.

SCORING—C.P. Pomona 100, Northridge St. 73, Cal Poly SLO 65, Fullerton St. 49, UC Riverside 14.

100—Gilliard (P) 9.9, Frierson (P), Henry (S), Jones (N), Ramistella (N); 220—Gilliard (P) 21.5, McGill (P), Frierson (P), Haley (S), Markham (S); 440—McGill (P) 48-1, Ollie (N), Gold (S), Preston (N), Maikisch (F); 880—Green (P) 1:52.3, Nielsen (S), Couch (P), Goosens (F), Shapiro (N); MILE—Tubb (F) 4:08.4, Johnson (P), Green (P), Baird (F), Rayn (P); 3-MILE—Tubb (F) 13:59.5, Horton (S), Casso (F), White (F), Callahan (R); 120-HH—Jones (N) 14.3, Saavedra (N), Hamer (S), Bracy (N), Aldridge (P); 440-H—Bracy (N) 53.7, Aldridge (P), Marshburn (R), Edsall (S), Washington (N); 3000-M—STEEPLE—Brisbin (S) 9:25.0, Poling (P), Sanchez (N), Walline (S), Forester (F).

HJ—Murphy (S) 6-8, Jones (N), Pozzi (N), Mayo (P); LJ—Barfield (R) 24-11¼, Fellows (P), Taylor (N), Robinson (P), McCormick (S); PV—Hamer (S) 15-6, Bilbey (S), Pierce (S), Sauck (N), Feeny (F); SP—Lauriano (P) 53-6¼, Marshall (N), Murray (F), Torbert (F), Verda (N); DISC—Marshall (N) 166-8, Brisbois (N), Craig (S), Lauriano (P), Cox (F); JAV—Feeny (F) 222-7, Scruggs (P), McCaugh (R), Brisbois (N), Sansone (F); HAM—Pitts (P) 165-7, Larson (F), Venegas (N), Brisbois (N), Beil (F); TJ—Scruggs (P) 48-5, Huley (P), Taylor (S), Ramistella (N), Harper (S).

RELAYS—440—Cal Poly SLO (Henry, Haley, Gold, Hamer) 41.5, C. P. Pomona, Fullerton St., Northridge St., UC Riverside; MILE—C.P. Pomona (Green, McGill, Johnson, Couch) 3:20.0, Northridge St., Fullerton St., Cal Poly SLO, UC Riverside.

47th Central Collegiate Conference Championships

SCORING—Southern Ill. 165, Tennessee 98, Bowling Green 87, Western Mich. 64, Middle Tenn. 58, Missouri 30, Drake 30, Kent State 22, Illinois St. 20, Northern Ill. 18, Memphis St. 6, Indiana St. 4, Arkansas St. 4, Illinois Col. 2, Butler 0, Marquette 0, Murray St. 0, Richmond 0, Taylor 0; Others: Central Mich., Tennessee St.

100—Crockett (SI) 9.2, Turner (K), Holman (D), Patterson (SI), Smith (SI), Finazzo

(WM); 220—Crockett (SI) 20.7, Whigham (Te), Norman (Mo), Smith (SI), Homan (D), Patterson (SI); 440—Erickson (SI) 46.9, Sutton (SI), Farver (BG), Johnson (MT), Pinnix (WM), Petty (D); 880—Wottle (BG) 1:48.8, McMullen (Mo), Nauman (D), Dawson (K), Hawkins (Te), Nalder (SI); MILE—Hill (SI) 4:04.1, Harris (K), Johnson (MeS), Schnittker (BG), Breeze (BG), Lenarduzzi (Te); 3-MILE—Hill (SI) 13:40.6, Danforth (BG), Hogan (Mo), Elliott (BG), Brown (Te), St. John (SI); 6-MILE—Ferstle (BG) 29:44.6, Macdonald (BG), Craig (SI), Angel (TS), Carpenter (CM), Sullivan (WM); 120-HH—High (Te) 13.8, Mattina (Te), Stover (IS), Flowers (Te), Gaines (WM), Franklin (D); 440-H—Maille (MT) 51.7, Fegley (BG), Cromartie (MT), Stratton (WM), Bowers (Te), Clark (WM); 3000-M STEEPLE—Stintzi (WM) 8:57.1, Elliott (BG), St. John (SI), Danforth (BG), Vermilyea (BG), Upchurch (WM).

HJ—Hansbrough (Mo) 6-10¼, Hancock (SI), Bernard (SI), Cooksey (InS), Evald (WM), Borsos (WM); LJ—Geter (Te) 25-5¼, Haynes (MT), Hancock (SI), Bellis (A), Brown (SI), Radcliff (Te); PV—Robards (WM) 15-0, Ulom (SI), Zajonc (SI); SP—Bilder (NI) 59-7½, Tyms (NI), Stock (Te), Killian (TS), Summers (IC) Lintner (MT); DISC—Swan (IS) 156-11, DeGeorges (Te), Kasik (SI), Stock (Te), Canfield (WM), McCauley (WM); JAV—Martin (Te) 225-5, Scullen (D), Leone (BG), Kaiser (WM), Liesz (SI), Cromartie (MT); HAM—Phillips (WM) 173-4, McCauley (WM), Barrett (SI), Borcherding (IS), Canfield (WM); TJ—McClure (MT) 51-5, Harris (SI), Haynes (MT), Robins (SI), Turner (K), Newburn (BG).

RELAYS—440—Southern Ill. (Sutton, Patterson, Erickson, Crockett) 40.4, Tennessee, Drake, Middle Tenn., Bowling Green; MILE—Southern Ill. (Brown, Smith, Erickson, Sutton) 3:08.6, Middle Tenn., Tennessee, Bowling Green, Western Mich.

Central Intercollegiate Athletic Association Championships

SCORING—Norfolk St. 73, Virginia St. 30½, Johnson C. Smith 22, Winston-Salem 21½, Livingstone 12, Virginia Union 8, Fayetteville St. 7, Hampton Inst. 5, St. Augustine 3.

100—Riddick (N) 9.6, Lide (JCS), Pugh (N), Cuffee (N); 220—Riddick (N) 22.4, Cuffee (N), Pugh (N), Ijames (VS); 440—Colbert (N) 47.9, Allen (VS), Anderson (VS), Gibson (JCS); 880—Johnson (WU) 1:57.0, Johnson (H), Davis (N), Breedlove (L); MILE—Murray (L) 4:28.7, Diggs (N), tie McDow (VS) and Harri (WS); 2-MILE—Clarke (WS) 10:02.5, Yarborough (VU), Cohen (L), Coleman (N); 120-HH—Alfred (WS) 14.8, Camm (VS), Brown (VS), Griffin (JCS); 440-H—Alfred (WS) 55.6, Briggs (N), Everitt (N), Abrams (VS).

HJ—Heard (N) 6-4, Hayes (VS), Ransome (H), Reed (VS); LJ—Godwin (F) 23-1, Heard (N), White (CS), Applewhite (VS); PV—Baker (N) 13-0, Ballard (WS), Pickett (F), Long (VS); SP—Corbett (JCS) 53-7¼, Green (N), Taliaferro (VS), Hayes (VS); DISC—Corbett (JCS) 170-0, Hayes (VS), Green (N), Dillard (N); JAV—Hall (N) 229-3, Beale (N), Smith (L), Thompson (VS); TJ—Brockington (N) 48-0, Williams (SA), Beake (N), Jackson (L).

RELAYS—440—Norfolk St. (Pugh, Riddick, Cuffee, Rogers) 40.5, Virginia St., Johnson C. Smith, Livingstone; MILE—Norfolk St. (Colbert, Briggs, Barrett, Davis) 3:15.0, Johnson C. Smith, Virginia St., Winston-Salem.

College Athletic Conference Championships

SCORING—Southwestern 93, Washington U. 71, Wash. & Lee 45, Sewanee 45, Centre 18.

100—Morris (So) 9.7, Falkoff (So), Spencer (WU), Helms (WL), Sims (WU); 220—Keesee (So) 22.0, Rubin (WU), Morris (So), Helms (WL), Mayfield (So); 440—Keesee (So) 48.4, Rubin (WU), Herbert (WL), Mayfield (Se), Lisch (WU); 880—Darsie (WL) 2:00.5, Denson (Se), Palmer (Se), Edwards (So), Phelps (Se); MILE—Nibley (WL) 4:24.8, DeLano (C), Thoele (WU), Phelps (Se), Morgan (WU); 3-MILE—Allen (Se) 15:16.1, Harper (Se), Morgan (WU), Harder (WU), Kalal (WL); 120-HH—Allen (So), 14.9, Frazier (So), Wallace (WL), Burse (C), Fowler (WL); 440-H—Hume (So) 54.9, Fowler (WL), Frantz (Se), Hodges (Se), Wallace (WL).

HJ—Hume (So) 6-0, Doss (So), Allen (So), Burse (C), Wood (Se); LJ—Allen (So) 22-5, Blanchard (WU), Keesee (So), Lisch (WU), Dubello (C); PV—Taylor (WU) 13-7¼, Files (So), Bothwell (WU), Keller (So), Watkins (WU); SP—Gellis (WU) 47-6¼, Williams (WU), Jordan (WU), Landry (Se), Johnson (C); DISC—Falles (WL) 137-7, Costanzo (C), Jordan (WU), Newman (Se), Landry (Se); JAV—Rote (Se) 192-5, Clear (WU), Allen (So), Armstrong (WL), Landry (Se); TJ—Allen (So), 43-1, Keesee (So), Blanchard (WU), Dubelko (C), Armstrong (WL).

RELAYS—440—Southwestern (Keesee, Robbins, Falkoff, Morris) 42.7, Washington U., Wash. & Lee, Sewanee, Centre; MILE—Washington U. (Lisch, Tipograph, Greshman, Rubin) 3:22.5, Wash. & Lee, Southwestern, Sewanee, Centre.

College Conference of Illinois and Wisconsin

SCORING—Augustana 85½, North Central 62½, Carthage 59½, Carroll 21, Ill. Wesleyan 16½, Millikin 14, Wheaton 9, North Park 4, Elmhurst 0.

100—Shields (Cart) 10.0, Clendenny (NC), Smith (NC), McGee (NC), Krumlauf (NC); **220**—Shields (Cart) 22.6, Clendenny (NC), McGee (NC), P. Holmer (A), Dewith (A); **440**—P. Holmer (A) 49.7, Dewith (A), Dyzelski (Carr), Borero (Cart), Ware (IW); **880**—Kinlow (NC) 1:53.6, Barrett (NC), J. Holmer (A), Heller (NC), Beaumier (C); **MILE**—McGee (Cart) 4:14.5, Beaumier (Cart), Swanson (NP), Olsen (M), White-side (A); **3-MILE**—Behnke (NC) 14:25.4, Vitkus (NC), O'Connor (A), Wilson (A), Marovitch (A); **120-HH**—Babula (Cart) 14.4, Cornelious (A), Wood (A), Doss (IW), Potter (A); **440-H**—Cornelious (A) 53.5, Johnson (NC), Mendenhall (M), St. John (IW), Boudier (Cart).

HJ—Hoberg (Cart) 6-7¾, Johnston (A), Pogue (IW), Johnson (A), Christensen (NP); **LJ**—Smith (NC), 23-5½, Hess (A), Scott (A), Malmquist (W), Mierow (Cart); **PV**—Woodard (Carr) 14-0, Stirling (M), O'Connell (A), Williams (W), Naumann (NC); **SP**—Christianson (Carr) 49-6, Perry (A), Kmiecik (Cart), Carbone (A), Hale (M); **DISC**—Buesing (Cart) 143-8, Perry (A), Christianson (Carr), Smith (A), Meihofier (IW); **JAV**—Vanberschot (NC) 196-7, Malek (Cart), Turner (A), Meihofier (IW), Clousing (W); **TJ**—Hess (A) 46-9½, Malmquist (W), Smith (NC), Hoefz (NC), Lemke (A).

RELAYS—440—Carthage (Shields, Stokes, Bain, Borero) 43.0, Augustana, Carroll, Ill. Wesleyan, Millikin; **MILE**—Augustana (Stephens, Cornelious, Dewith, P. Holmer) 3:22.0, Ill. Wesleyan, Millikin, North Central, Carthage.

Collegiate Track Conference Championships

SCORING—C.W. Post 108, Adelphi 55, Southern Conn. 36, Trenton St. 25, Queens 20, N.Y. Tech 18, Kings Point 15, Stony Brook 11, Lehman 10, Marist 4, Hofstra 4, Fairfield 3, C.C.N.Y. 3, Brooklyn Col. 0.

100—Walker (A) 9.7, Hardware (A), Vitale (CWP), Seigal (A), Santo (T); **220**—Hardware (A) 21.5, Walker (A), Elliott (L), Carter (O), Vitale (CWP); **440**—Davis (A) 48.2, Lee (A), Ross (A), McPherson (A), Romano (CWP); **800**—Ancona (CWP) 1:56.1, Scalia (A), Perry (Q), Jones (L), Kotsky (SC); **MILE**—Green (NYT) 4:20.0, Biedrzycki (CWP), Servidio (T), Coyle (Q), Graham (B); **3-MILE**—Biedrzycki (CWP) 15:00.4, Newman (Q), Green (NYT), Milgrom (T), Lannana (CWP); **120-HH**—Piechota (T), McIntyre (T), Cirillo (SC), Vogel (CWP), Bruce (CWP); **440-H**—Bligh (CWP) 54.4, Vogel (CWP), Fagan (CWP), Lewis (CWP), Piechota (T); **3000-M STEEPLE**—Slighter (A) 9:43.0, Schaff (SB), Bledko (L); **2-MILE WALK**—Warren (KP) 16:01.1, Stuart (KP), Reynolds (KP), Seigle (SC), Demarra (H).

HJ—Farrell (CWP) 6-¾, Jean-Louis (CWP), Murphy (M), Porter (KP), Tryon (T); **LJ**—Williams (CWP) 24-0, Zapf (NYT), Henley (SB), Gripper (Q), Murphy (M); **PV**—Smith (CWP) 13-6, Lyman (H), Lapp (NYT); **SP**—McKiernan (SC) 55-2½, Wenskus (CWP), Grauer (SC), Ondrejack (T), Holt (F); **DISC**—Wenskus (CWP) 175-7, Desonier (CWP), Bould (CWP), Holt (F), Davis (SC); **JAV**—Coughlin (T) 210-10, Duell (CWP), Moustofsky (A), Algieri (T), Gould (O); **HAM**—Bredice (SC) 205-1, Parrott (CWP), Bould (CWP), Nelson (SC), Smith (SC); **TJ**—Williams (CWP) 48-7½, Grant (SC), Henley (SB), Jones (SB), Gripper (Q).

RELAYS—440—C.W. Post (Dantzler, Vitale, Lewis, Figueira) 42.5, Queens, Trenton St., Lehman, CCNY; **MILE**—C.W. Post (Romano, Anancona, Figueira, Fagan) 3:18.6, N.Y. Tech, Queens, Trenton St., Southern Conn.

Far Western Conference Championships

SCORING—Sacramento St. 150, Hayward St. 145, Humboldt St. 115, Chico St. 107, San Francisco St. 61, Sonoma St. 5, Other: UC Davis.

100—Pettus (SF) 9.8, Ligons (Sac), Holmes (C), Malysiak (D), Hatcher (C); **220**—Ligons (Sac) 21.4, Pettus (SF), Bayless (Ha), Holmes (C), Jordan (SF); **440**—Kermit Bayless (Ha) 48.2, Dunn (SF), Murphy (Ha), Ken Bayless (Ha), Griffith (Sac); **880**—Harms (D) 1:51.6, Giovannetti (Hu), Wood (C), Dunlap (Hu), Henderson (Sac); **MILE**—Eashman (Ha) 4:07.0, Ellison (C), Jenkins (Hu), McVay (C), Bickel (D); **120-HH**—Bettiga (Hu) 14.2, Ellis (Sac), Carr (Sac), Humdon (Ha), Webb (C); **440-H**—Parks (Sac) 53.1, Carr (Sac), Owen (Hu), Bettiga (Hu), Campbell (C); **3000-M STEEPLE**—Mullins (Hu) 9:10.9, Furey (Sac), Eljiah (Hu), McGuire (Hu), Brown (C).

HJ—Coleman (Sac) 6-6, Morrison (Hu), McKinnon (Hu), Walker (Hu), Robinson (Ha); **LJ**—Levingston (Ha) 23-7¾, Redding (SF), Harper (Sac), Hearne (C), Tyler (Sac); **PV**—Rutherford (Ha) 15-6¾, Shattuck (D), Jones (C), Simas (Hu), Brunn (D); **SP**—McCollum (Ha) 52-9, Brooks (Ha), Zackery (Sac), Watt (C), Hudson (Son); **DISC**—McCollum (Ha) 174-8, Landes (Ha), Holbrook (C), Watt (C), Brooks (Ha); **JAV**—Hurley (SF) 204-7, Harriman (Sac), Hobbs (Hu), Dinkler (Hu), Bracey (Hu); **HAM**—McCollum (Ha) 171-2, Franson (C), Hesse (C), Holbrook (C), Hudson (Son);

TJ—Moore (Sac) 48-8, Foreman (Ha), Fernandez (SF), Levingston (Ha), Lopez (Sac).
RELAYS—440—Sacramento St. 41.8, S. F. State, Chico St., Hayward St., UC Davis;
MILE—Hayward St. 3:18.3, Sacramento St., S. F. State, UC Davis, Humboldt St.

12th Greater Boston Championships

SCORING—Northeastern 94½, Harvard 91½, Boston U. 38, Boston Col. 36, Tufts 32, MIT 31, Brandeis 5.

100—Schneider (BC) 10.1, Akinkuoto (BU), Reid (H), Sabia (N), Wilson (H); **220**—Schneider (BC) 21.9, O'Connor (H), Wilson (H), Reid (H), Buchanan (N); **440**—Horrigan (N) 48.8, Wooten (N), Leone (H), O'Brien (BC), Knight (Br); **880**—Beatty (BU) 1:51.6, Rivera (Br), Carr-Locke (BU), Clayton (H), Cherry (BU); **MILE**—McDonald (BC) 4:08.4, Bowman (N), Seals (H), Goldsmith (N), Ferris (BU); **3-MILE**—Joseph (N) 14:14.0, Linsk (H), Flanders (N), Kaufman (MIT), Rojas (H); **6-MILE**—Moynihan (T) 29:33.2, Koerner (H), Crowley (N), Zabel (BC), McElroy (N); **120-HH**—Tronnier (MIT) 14.4, Slevin (T), Sabia (N), Bykowski (BC), Sweeney (N); **440-H**—Tronnier (MIT) 55.5, Bradford (BU), Charland (BC), Willis (BU), Dalesandro (N); **3000-M STEEPLE**—Amer (T) 9:21.4, Flynn (N), Rowe (N), Boyle (BC), Hammil (N).

HJ—Byron (BU) 6-8, Brennan (N), Lang (H), MacAlone (BC), Rockoff (BU); **LJ**—Vanderpool-Wallace (H) 23-6½, Martin (N), Peck (MIT), Gorham (T), Riggs (N); **PV**—Carisella (N) 15-3, Berg (H), Wilson (MIT), Heckel (H), Watson (N); **SP**—Taylor (N) 51-3, Moore (MIT), DeMars (H), Hughes (H), Rao (N); **DISC**—Taylor (N) 154-11, Gilbane (H), Moore (MIT), Zahn (N), Nash (T); **JAV**—Conboy (N) 215-7, Pade (H), Tew (H), Perez (T), Charette (MIT); **HAM**—DeMars (H) 173-0, Hughes (H), Tegan (N), Moore (MIT), Rao (N); **TJ**—Bejamin (H) 49-9¾, Corbin (H), Akoto (MIT), Martin (N), Riggs (N).

RELAYS—440—Harvard (O'Connor, Leone, Wilson, Reid) 42.5, Northeastern, Boston Col., Boston U., Tufts; **MILE**—Boston U. (Dwyer, Cherry, Carr-Locke, Beatty) 3:16.2, Harvard, Boston Col., Northeastern, Tufts.

38th Heptagonal Championships

SCORING—Pennsylvania 86, Navy 70, Princeton 31½, Brown 31, Cornell 25, Army 21, Harvard 12, Yale 12, Dartmouth 9, Columbia 6.

100—Rudasill (B) 9.5, Dedmond (A), tie Best (A) and Gansle (Pe), Meunier (N); **220**—Rudasill (B) 21.2, Collins (Pe), Meunier (N), Dedmond (A), McKeown (Cor); **440**—Schnurer (Pr) 48.4, Brilla (N), MacNeil (Cor), Phelan (N), Roach (Cor); **880**—Bateman (N) 1:53.9, Clayton (H), Weicksel (Pr), Roynes (Col), Lunne (Pe); **MILE**—Kramer (N) 4:06.4, Lakis (N), Alexander (Cor), Elliot (Pr), Piazza (Pe); **3-MILE**—Childs (Pe) 13:58.4, Shiland (D), Alm (A), Koerner (H), Mahon (Pr); **120-HH**—Lewis (Pe) 14.1, Kennard (N), Clune (Pe), McDonald (Y), Abitante (Pe); **440-H**—Collins (Pe) 51.7, Armstrong (Col), Hulse (Cor), McDonald (Y), Gutowski (Pe); **3000-M STEEPLE**—Fikes (Pe) 9:01.0, Childs (Pe), Potter (D), Lowman (N), Patterson (Cor).

HJ—Halton (Pr) 7-1, Harkins (N), Sperger (Pe), Fried (Pe), Baskauskas (H); **LJ**—Stachitis (Pe) 23-9¾, Couser (Pe), Campbell (N), Rasin (N), Samara (Pe); **PV**—Blair (Pe) 16-9, Hayes (Pr), Monschein (Pe), Samara (Pe), Heckel (H); **SP**—Price (B) 59.2, Haney (N), Ribar (N), Moody (D), Markowski (Pe); **DISC**—Nordt (Y) 156-4, Price (B), Murphy (N), Washington (B), Sample (A); **JAV**—Pozhke (Cor) 235-1, Anderson (Pe), DePalma (Pe), Wade (A), Charlson (N); **HAM**—McLaughlin (N) 192-0, Bregar (N), Greenwood (Pr), Wolak (Y), Luftman (B); **TJ**—Leonard (Cor) 49-8½, Benjamin (H), Couser (Pe), Faust (N), Cerny (A).

RELAYS—440—Army (Dedmond, Craven, Madera, Best) 41.3, Pennsylvania, Brown, Navy, tie Princeton and Cornell; **MILE**—Princeton (Schnure, Dyer, Van Kleek, Kappell) 3:14.6, Navy, Brown, Pennsylvania, Cornell.

96th ICAAAA Championships

SCORING—Pennsylvania 53, Penn State 40, Pittsburgh 25, Villanova 23, Navy 22½, Notre Dame 14, Wm. & Mary 14, Brown 12, Princeton 11½, NYU 10, Manhattan 10, Maryland 9, Leigh 8, St. Joseph's 7, Fordham 7, Rhode Island 6, Colgate 6, Cornell 4, Duke 4, Tufts 4, West Chester 4, West Virginia 4, Fair. Dickinson 3, Temple 3, Syracuse 3, Harvard 3, Yale 3, Delaware 2, Connecticut 2, St. John's 2, Morgan St. 1.

100—Scott (PS) 9.5, Rudasill (Bro), Gansle (Pe), Reid (WC), Collier (MS); **220**—Collins (Pe) 21.2, Rudasill (Bro), Singleton (PS), Reid (WC), Scott (PS); **440**—Black (SJo) 47.7, Watley (Pi), Brown (V), Schnure (Pr), Govan (V); **880**—Philippe (Fo) 1:49.7, Mosser (WV), Clark (WM), Schappert (V), Anastasia (Cor); **MILE**—Keogh (Man) 4:01.6, Gregan (V), Fischer (Sy), Wheeler (Du), Supulski (PS); **3-MILE**—Hartnett (V) 13:42.8, Maguire (PS), Schindler (NYU), Gittings (PS), Christ (Pe); **6-MILE**—Fredericks (PS) 27:54.3, Walsh (V), Chatwich (PS), Eden (Du), Rodgers (Pe); **120-HH**—McMannon (ND) 13.7, Dobson (WM), McDonald (Y), Tarulli (L),

Kennard (Na); **440-H—Collins** (Pe) 50.9, Slavín (Tu), Elwell (Te), Chatham (PS), Wiltshire (Sjoh); **3000-M STEEPLE—Childs** (Pe) 8:49.0, Allahand (PS), Wright (V), Shurko (Pi), Gsell (WM).

HJ—Dunn (Col) 7-2, Halton (Pr), Harkins (Na), Sperger (Pe), Fried (Pe); **LJ—Rea** (Pi) 25-1¼, Campbell (Na), Stachitas (Pe), Bowden (De), Rasin (Na); **PV—Blair** (E) 16-4, Struble (Mar), Strode (WM), Fındiesen (RI), Kleiger (H); **SP—Hill** (L) 60-1, Price (Bro), Hribar (Na), Cortina (ND), Haney (Na); **DISC—Polseffi** (ND) 176-10, Hein (Pi), Carrelle (FD), Brady (Man), Cortina (Sjos); **JAV—DiPalma** (Pe) 233-11, Gill (PS), Pozhke (Cor), Anderson (Pe), Fischer (Mar); **HAM—Greenwood** (Pr) 195-3, Furness (RI), McDermott (NYU), Paliwoda (Con), Bregar (Na); **TJ—Rea** (Pi) 50-8¼, Bilmanis (Mar), Stachita (Pe), Benjamin (H), Clark (Pe).

RELAYS—440—Pennsylvania (Gansle, Wilson, Clune, Granum) 41.1, Penn State, Wm. & Mary, Navy, St. John's; **MILE—Navy** (Watson, Brueckbauer, Nelan, Brilla) 3:11.8, NYU, Pittsburgh, Manhattan, Fordham.

Independent College Athletic Conference Championships

SCORING—RPI 114, Rochester Tech 61, St. Lawrence 44, Ithaca 22, Alfred 19, Hobart 14.

100—Tate (RPI) 10.1, Knotson (RPI), Williams (H), Newsome (RT), Frisinger (H); **220—Konston** (RPI) 21.9, Tate (RPI), Spiecher (RT), Newsome (RT), Williams (H); **440—Spiecker** (RT) 50.4, Collopy (RPI), Rittenburg (I), Wormer (S), Grabowski (RPI); **880—Crawford** (RPI) 1:57.4, Malmrose (RPI), Porter (RPI), Redfield-Lyon (I), Abt (S); **MILE—Pollock** (S) 4:22.2, Feuerriegel (RPI), Dochler (RPI), Post (I), Carney (RPI); **2-MILE—Swierczak** (RPI) 9:34.5, Lalley (RPI), Doehler (RT), Pulos (A), Pottety (RPI); **120-HH—Scott** (A) 15.0, Chaplin (RT), Smith (RPI), Lamiah (H), Driscoll (H); **440-H—Chaplin** (RT) 56.5, Dial (RT), Smith (RPI), Fontanella (I), Black (RT).

HJ—Kollen (S) 6-¾, Mooring (RPI), Williams (RT), Killmayer (RPI), Kochem (RPI); **LJ—Regan** (RPI) 21-10½, Koolen (S), Mooring (RPI), Byrd (RT), Pontius (S); **PV—Hamilton** (S) 13-9, Keig (I), Willbond (H), Tillotson (I), Hackett (RT); **SP—Masulius** (RT) 46-4¾, Theis (RPI), Poirier (S), Kannel (I), Thomas (H); **DISC—Masulius** (RT) 140-3, Ellis (RPI), Poirier (S), Farber (RPI), Tennis (RPI); **JAV—Gosysla** (RPI) 191-8, Laboo (RPI), Poirier (S), Bayley (RT), Gale (S); **TJ—George** (A) 46-11, Hommert (RPI), Koolen (S), Fontanella (I), Marrill (RPI).

RELAYS—440—RPI 44.2, Alfred, Rochester Tech, Hobart, St. Lawrence; **MILE—RPI** 3:24, St. Lawrence, Ithaca, Rochester Tech, Alfred.

Indiana Collegiate Conference Championships

SCORING—Wabash 68½, Butler 68, Ind. Central 61½, Valparaiso 40½, DePauw 37½, Evansville 12.

100—Adu (B) 10.1, Cooper (E), Kelly (B), Steckler (IC), Brunner (V); **220—Cooper** (E) 22.7, Kelly (B), Hawkins (IC), Bunnell (W), Adu (B); **440—Park** (D) 50.6, Clark (W), Stoops (D), tie Hall (IC) and Dumser (W); **880—Murray** (V) 1:55.7, Burleson (B), Musselman (IC), Palm (D), tie Moon (D) and Wiede (V); **MILE—Bowerman** (W) 4:09.6, Brleson (B), Romesser (IC), Brady (V), Hunt (V); **120-HH—Jones** (B) 15.3, Rustamier (B), Reynolds (W), Kingery (W), Tucker (B); **440-H—Carmichael** (B) 55.5, McGarvey (D), Goff (W), Hall (IC), Jones (B); **3000-M STEEPLE—White** (W) 9:08, Black (V), Oliver (D), Babcock (IC), Rust (D).

HJ—Layman (IC) 6-6, Rowe (B), Stone (IC), Heffernan (V), Thomas (D); **LJ—Jones** (D) 21-8¾, Skrupa (D), Kingery (W), Smith (W), Pruitt (B); **PV—Davis** (B) 14-0, Akers (W), Holder (IC), Ott (IC), Hood (B); **SP—Fursel** (W) 48-4, Allgood (IC), Hiatt (W), Gunyon (IC), Peterson (V); **DISC—Peterson** (V) 136-11, Strains (V), Zinn (W), Fursel (W), Allgood (IC); **JAV—Peterson** (V) 191-10, Hass (IC), Walkup (B), Mattingly (E), Vandeurse (W); **TJ—Stone** (IC) 43-10½, Pruitt (B), Smith (W), Williams (IC), Jagne (D).

RELAYS—440—Butler (Sparks, Kelly, Whitt, Carmichael) 43.1, Ind. Central, Wabash, DePauw, Valparaiso; **MILE—Ind. Central** (Brendel, Stover, Hall, Musselman) 3:21.6, DePauw, Butler, Wabash, Valparaiso.

37th Mason-Dixon Conference Championships

SCORING—Mt. St. Mary's 70¾, Towson St. 59¾, Western Md. 30¾, Bridgewater 28, Catholic U. 25, Roanoke 18¾, Hampden-Sydney 14, Gallaudet 6, Washington Col. 2, Loyola 1.

100—Ambush (MSM) 10.2, Brooks (MSM), Brockmeyer (WM), Wells (T), Boone (T); **220—Ambush** (MSM) 22.4, Brooks (MSM), Evans (T), Mahoney (C), Boone (T); **440—Mahoney** (C) 49.7, Fowlkes (T), Fisher (C), Elza (T), McCormick (WM); **880—Menschner** (MSM) 1:55.6, Keating (C), Johnson (T), Coleman (B), Meckel (L); **MILE—Coleman** (B) 4:21.8, Warner (R), Blackburn (C), Shoop (MSM), Burgraff (C); **3-MILE—Phillips** (B) 15:05.0, Warner (R), Hanlon (MSM), Bieganski (MSM), Nicoletti (MSM);

120-H—Kotting (T) 14.9, Hoffman (T), Flynn (T), Lubas (MSM), Zucco (WM); **440-H—Hoffman** (T) 56.6, Bartley (R), Hanger (B), McCaughran (WM), Pennington (T).

HJ—Gueheimer (HS) 6-1½, Purpuri (MSM), Bowers (WM), tie among Fowlkes (T), Walasek (R), Haugen (WM) and Hallinan (MSM); **LJ—Swomley** (MSM) 22-9¼, Fowlkes (T), Bager (HS), Verderossa (WM), Roulette (WM); **PV—Metzler** (B) 14-1, Mahon (MSM), Hoolko (MSM), Boniface (WM), Gunter (T); **SP—Haugen** (WM) 49-2½, O'Brien (T), Samuels (C), Commodore (Wa), Aquila (C); **DISC—Haugen** (WM) 160-0, Mulholland (MSM), McDearmon (B), Van de Castle (HS), Maio (MSM); **TJ—Wowlkes** (T) 45-½, Swomley (MSM), Bager (HS), Fontaine (MSM), Roulette (WM).

RELAYS—440—Mt. St. Mary's (Mahon, Swomley, Ambush, Brooks) 42.8, Towson St., Roanoke, Bridgewater, Gallaudet; **MILE—Catholic** (Fisher, Holtz, Keating, Mahoney) 3:20.9, Towson St., Roanoke, Western Md., Gallaudet.

39th Metropolitan Championships

SCORING—C. W. Post 84, St. John's 54½, Manhattan 46½, Adelphi 34, NYU 33, Rutgers 19, Fordham 17, Seton Hall 13, Fair, Dickinson 9, CCNY 3, Iona 1.

100—Walker (A) 9.6, Hardware (A), Vitale (CWP), Christensen (CWP), Owens (SJ); **220—Hardware** (A) 21.6, Figueira (CWP), Johnson (SJ), Schneider (SH), Goglas (SH); **440—W. McPherson** (A) 48.6, C. McPherson (A), Goodrich (Fo), Romano (CWP), Farrell (I); **880—Phillipe** (Fo) 1:53.0, Lovett (M), Bruce (M), Leidinger (SJ), Rosa (SH); **MILE—Savage** (M) 4:11.7, Kaiser (NYU), Novicki (Fo), Reese (SJ), Coyle (SH); **3-MILE—Vogel** (M) 14:25.9, Schindler (NYU), Brady (SJ), Walsh (M), DeBruin (NYU); **120-HH—Vogel** (CWP) 14.5, Keane (M), Garrity (SJ), Kirchoff (R), Manoni (SJ); **440-H—Fagan** (CWP) 53.3, Bligh (CWP), Vogel (CWP), Wiltshire (SJ), Spieker (R); **3000-M STEEPLE—Barbary** (NYU) 9:29, Biedrzycki (CWP), Reese (SJ), Slighter (A), Clark (CWP).

HJ—Riches (SJ) 6-8, LaCorte (SH), Farrell (CWP), tie Byron (M) and Bartlett (SJ); **LJ—Williams** (CWP) 22-4, Harris (SJ), Fallon (M), Goglas (SH), Blakeman (FD); **PV—Huff** (R) 14-4½, Smith (CWP), Goidich (R), Kenny (M), Poliseo (M); **SP—Lisc** (SJ) 53-3, Brady (M), McDermott (NYU), McCree (SJ), Wenskus (CWP); **DISC—Carrelle** (FD) 156-2, Brady (M), Gould (CWP), Wenskus (CWP), Desmier (CWP); **JAV—Riva** (R) 213-8, Wasp (Fo), Pasciuti (SJ), Gaul (FD), McTague (M); **HAM—McDermott** (NYU) 202-0, Parrott (CWP), Dierassi (NYU), McCree (SJ), Gould (CWP); **TJ—Williams** (CWP) 46-5¾, Wiltshire (SJ), McCall (CCNY), Phelan (M), Hurns (SJ).

RELAYS—440—Adelphi (Siegel, McPherson, Hardware, Walker) 42.0, C.W. Post, St. John's, Seton Hall, Rutgers; **MILE—NYU** (Cody, Epps, Corbett, Leonardi) 3:14.9, C. W. Post, Manhattan, St. John's, Fordham.

81st Michigan Intercollegiate Championships

SCORING—Hope 54, Calvin 51, Alma 47, Kalamazoo 45, Olivet 40, Adrian 21, Albion 14.

100—Blanchard (K) 10.4, Gouyd (H), Eldersveld (C), Willets (Ad), McClellan (Alb); **220—Haverdink** (H) 22.2, Willets (Ad), Blanchard (K), Eldersveld (C), Gouyd (H); **440—Haverdink** (H) 49.6, Kerr (Alm), VanKampen (C), Oliver (O), Wilder (K); **880—Arbour** (Alm) 1:54.9, VanKampen (C), Woldman (C), Powers (H), Winterbottom (K); **MILE—Daniels** (H) 4:20.2, Norris (K), Hare (Alm), Stokes (Alb), Rickard (Ad); **2-MILE—Daniels** (H) 9:26.2, Kregar (Alm), Norris (K), Freese (K), Rickard (Ad); **120-HH—Hobday** (O) 15.4, Robinson (K), Bishop (Alm), Schaap (H), Coughlin (Alb); **440-H—Hobday** (O) 53.4, Terborg (C), Timmer (C), Schaap (H), Copland (Alm).

HJ—Neitring (Alm) 6-4, Haynes (Ad), Gilbert (Ad), Westerbeek (C), Imre (Alb); **LJ—DeJonge** (C) 22-6½, Evers (H), Kuerth (O), Carey (Alm), Imre (Alb); **PV—Livock** (O) 14-0, Copland (Alm), Bleckley (H), Kaeminga (C), Smith (K); **SP—Deans** (K) 47-6½, Wangberg (Alm), Larke (K), Bosch (C), DeYoung (H); **DISC—Coyle** (C) 132-5, Bob Bosch (C), Ron Bosch (C), Went (Alb), Madden (Ad); **JAV—Day** (O) 198-0, Beachell (Ad), VanderHeide (C), Coyle (K), Ritter (O); **TJ—Imre** (Alb) 43-11½, Evers (H), Kuerth (O), Neitring (Alm), Haynes (Ad).

RELAYS—440—Hope 43.2, Calvin, Olivet, Alma, Adrian; **MILE—Alma** 3:22.9, Olivet, Calvin, Kalamazoo, Hope.

Mid-American Conference Championships

SCORING—Bowling Green 138, Western Mich. 132, Kent State 120, Ohio U. 91, Miami 85, Toledo 53.

100—Turner (K) 9.7, Watkins (BG), Finazzo (WM), O'Neal (T), Young (O); **220—Turner** (K) 21.8, Watkins (BG), Finazzo (WM), Young (O), O'Neal (T); **440—Farver** (BG) 47.8, Pinnix (WM), Totten (BG), Wiggins (O), Andrews (K); **880—Wottle** (BG) 1:49.9, Harris (K), Fant (WM), Barber (O), Schmittker (BG); **MILE—Wottle** (BG) 4:05.6, Harris (WM), McDonald (BG), Wilson (M), Dawson (K); **6-MILE—Harris**

(WM) 28:43.7, Haviland (O), Elliott (BG), Danforth (BG), Adams (M); **120-HH**—Gaines (WM) 14.3, Fegley (BG), Wallick (M), Stratton (WM), Wilson (O); **440-H**—Fegley (BG) 52.0 (new record), Rose (O), Clerkley (WM), Stratton (WM), Doerr (M); **3000-M STEEPLE**—Bayham (M) 8:55.5, Polacheck (O), Wesseling (M), Stinzi (WM), Reef (M).

HJ—Christoph (T) 6-8, Cameron (M), Brown (T), Evald (WM), Bachman (M); **LJ**—Smith (T) 25-6½, Turner (K), Dunn (WM), Schwann (M), Mack (WM); **PV**—Wallick (M) 16-7, Christoph (T), Robards (WM), tie Brezina (M) and Bennett (BG); **SP**—Schoterman (K) 53-8, Accambay (K), Kohl (M), Lawrence (M), Booms (BG); **DISC**—Fishler (T) 173-8, Schoterman (K), Dennis (O), Accambay (K), Lawrence (M); **JAV**—Dowswell (O) 256-1, Leone (BG), Williams (BG), Kiser (WM), McDowell (M); **HAM**—Schoterman (K) 218-5, Accambay (K), Kavanaugh (O), Phillips (WM), Kirkland (K); **TJ**—Turner (K) 47-11½, Mack (WM), Newbern (BG), Smith (WM), Parks (WM).

RELAYS-440—Bowling Green (Williams, Fegley, Miller, Watkins) 41.6, Ohio, Western Mich., Kent State, Toledo; **MILE**—Kent State (Clark, Andrews, Totten, Harris) 3:13.45, Ohio, Bowling Green, Western Mich., Miami.

1st Mid-Eastern Athletic Conference Championships

SCORING—N. C. Central 81, Delaware St. 29, UMD, Eastern Shores 24, Howard 17, Morgan St. 17, S. C. State 12, North Carolina A&T 4.

100—Black (NCC) 9.6, Horsley (NCC), Burges (UMES), Butler (UMES); **220**—Black (NCC) 20.6, Horsley (NCC), Perkins (SCS), Henderson (NCC); **440**—Sang (NCC) 47.0, Thompkins (NCC), Bassett (NCC), Smellie (H); **880**—Ouku (NCC) 1:53.9, Debnam (NCC), Nixon (H), Hawkins (DS); **MILE**—Ouku (NCC) 4:19.2, Nixon (H), Nelson (DS), Hawkins (DS); **2-MILE**—Wilson (DS) 9:50.8, Hawkins (DS), Buck (DS), Howell (DS); **120-HH**—Foster (NCC) 14.1, Johnson (NCC), Perry (UMES), Walker (UMES); **440-H**—Bassett (NCC) 53.0, Johnson (NCC), Foster (NCC), Payne (DS).

HJ—Hayes (UMES) 6-4, Spruill (NCAT), Bassett (NCC), Willis (UMES); **LJ**—Sang (NCC) 23-6½, Pealson (DS), Royale (UMES), Hayes (UMES); **PV**—Morgan (MS) 11-6, McIntyre (H); **SP**—McDonald (NCC) 49-7½, Minners (UMES), Joe (SCS), Brown (SCS); **DISC**—Brown (SCS) 148-0, Minners (UMES), Neal (UMES), McDonald (NCC); **TJ**—Nash (MS) 45-7¼, Royale (UMES), Lytle (H), Kemely (SCS).

RELAYS-440—N. C. Central (Bassett, Horsley, Black, Sang) 40.5, Morgan St., Howard, Delaware St.; **MILE**—N. C. Central (Thompkins, Debnam, Sang, Ouku) 3:14.0, Howard, Delaware St., North Carolina A&T.

Middle Atlantic Conference—University Division Championships

SCORING—West Chester 48, Lehigh 42, Temple 35½, Delaware 34, LaSalle 32, American U. 19, St. Joseph's 19, Bucknell 18, Lafayette 11, Drexel 7, Rider 6½.

100—Reid (WC) 10.0, Smith (A), Manges (LaS), Holden (A), Osbourne (T); **220**—Reid (WC) 22.3, Black (SJ), Osbourne (T), Holden (A), Smith (A); **440**—Black (SI) 48.3, Mears (De), Flickinger (De), Koons (Laf), McLanghlin (B); **880**—Hawkins (LaS) 1:51.6, Doman (SJ), Showers (WC), Payne (Laf), Vnuk (WC); **MILE**—Harp (A) 4:12.5, Showers (WC), Strockbine (Laf), Carroll (B), Jacovine (Laf); **3-MILE**—Jackuczewicz (Le) 14:21.7, Rogers (Le), Cohen (A), Scott (B), Reinhardt (A); **120-HH**—Tarulli (Le) 14.6, Lynn (Dr), Elwell (T), Schultz (R), Stradling (T); **440-H**—Elwell 52.7, Monyan (De), Lynn (Dr), Stradling (T), Thomas (LaS).

HJ—Jorne (T) 6-8, Edwards (R), Loschman (T), Hery (WC), Meek (Le); **LJ**—Bowden (De) 23-6, (Seiman (De), Rennix (WC), Murray (LaS), Bair (WC); **PV**—O'Neill (LaS) 14-6, Roup (WC), Talley (WC), Heddon (B), Antoniewicz (R); **SP**—Hill (Le) 58-0, Sutter (LaS), Jakkein (LaS), Pavelic (WC), Derwin (Le); **DISC**—Farbstein (B) 154-11, Crotina (SJ), Hill (Le), Resch (Le), Denver (De); **JAV**—Reifswyger (WC) 204-9, Nauman (B), Nasife (Laf), Cush (Laf), Boyer (B); **TJ**—Meyers (Le) 48-8½, Fisher (De), Guerrero (LaS), Mapes (WC), Murray (LaS).

RELAYS-440—Temple (Burnett, Osbourne, Ragucci, Elwell) 42.5, West Chester, Lafayette, Delaware, St. Joseph's; **MILE**—Delaware 3:15.6, Temple, LaSalle, Lehigh, West Chester.

Middle Atlantic Conference—College Division Championships

SCORING—PMC Colleges 43, Juniata 42, Dickinson 32, Susquehanna 29, Swarthmore 29, Ursinus 22, Albright 18, Delaware Valley 14, Johns Hopkins 9, Muhlenberg 8, Frank. & Marsh. 7, Haverford 6, Lycoming 5, Wagner 4, Lebanon Valley 2, Washington Col. 2.

100—Johnson (PMC) 9.7, Jackson (Di), Bracciale (Ly), Ellis (Su), Sparks (Tu); **220**—Johnson (PMC) 22.4, Ulrich (Di), Sparks (Ju), Bernecker (M), Alston (PMC); **440**—Taylor (Di) 49.3, Pratt (DV), Burns (PMC), Petre (Su), MacKenzie (U); **880**—Karver (Su) 1:56.2, Klick (PMC), Koval (Ju), Mosakowski (U), Kampe (Sw); **MILE**—

Kemp (Sw) 4:17.8, Weidler (Ju), Mauer (Ju), Schlitz (Was), Osuch (PMC); **2-MILE**—Kemp (Sw) 9:23.0, Lubar (Sw), Hargreaves (FM), Osuch (PMC), Mauer (Ju); **120-HH**—Keiper (A) 15.2, Greenfield (JH), Kromer (Di), Rugherford (LV), McAnney (A); **440-H**—Weaver (PMC) 53.6, Coradetti (Ju), Montgomery (U), Greenfield (JH), Haas.

HJ—McGarry (Di) 6-4, Snowberger (Su), McLeavy (Su), Keiper (A), MacMullen (M); **LJ**—Bowling (H) 22-9, Fortune (Di), Scagliotta (M), Coradetti (Ju), Schriber (JH); **PV**—Zimmerman (Ju) 13-9, Howard (DV), Saving (Sw), Musser (Di), Cody (Su); **SP**—Kuhn (A) 48-8¼, Owens (Su), Beach (DV), Yaniga (Ju), Breneman (Su); **DISC**—Alsapach (U) 142-0, Millen (Su), Kuhn (A), Owens (Su), Beach (DV); **JAV**—Sing (U) 206-2, Spratford (Wag), Truskey (FM), Nielson (DV), Nishiyama (Ju); **TJ**—Dell (Sw) 47-7¼, Coradetti (Ju), Muscara (U), Williams (PMC), Haines (M).

RELAYS-440—PMC (Johnson, Alston, Roberts, Williams) 42.9, Juniata, Susquehanna, Lycoming, Muhlenberg; **MILE**—PMC (Burns, Hargens, Klick, Johnson) 3:21.6, Juniata, Dickinson, Johns Hopkins, Ursinus.

50th Midwest Conference Championships

SCORING—Coe 83, St. Olaf 59, Cornell 34, Carleton 31, Grinnell 29, Lawrence 22, Knox 14, Beloit 8, Ripon 4, Monmouth 1.

100—McElrath (Ca) 10.1, Stevens (SO), Benson (Coe), Ophaug (Ca), Lytle (Coe); **220**—Korir (Coe) 21.8, Nishiyama (Ca), Lytle (Coe), Bundgaard (SO), High (SO); **440**—Korir (Coe) 48.4, Flagel (Coe), Van Dorn (Cor), Jilmers (Cor), Jones (Ca); **880**—Ririe (Cor) 1:55.7, Schendel (SO), Trimble (Coe), Stoltenberg (SO), Miller (Coe); **MILE**—Schendel (SO) 4:16.7, McGrath (G), Winegarden (SO), Donovan (B), Millen (Coe); **3-MILE**—Donovan (B) 15:11.5, Olmstead (SO), Hildebrand (G), McGrath (G); **440-H**—Shullak (SO) 14.9, Miller (Coe), Shullak (K), Lore (Cor), Hewitt Drake (B); **120-HH**—Wittrak (SO) 55.7, Witrak (SO), Miller (Coe), Rohlman (Coe), Piroli (G); **440-H**—Shullak (SO) 55.7, Wittrak (SO), Miller (Coe), Rohlman (Coe), Piroli (G).

HJ—Rohlman (Coe) 6-2½, Donaldson (Ca), Veldman (SO), Shullak (K), Stamp (K); **LJ**—Keith (L) 21-3¼, Korir (Coe), Toliver (L), Wright (G), Roberts (Ca); **PV**—Gilbert (L) 14-6½, Madsen (G), Hoffman (SO), Kuhlman (Cor), DeLaitch (SO); **SP**—Huff (G) 50-5, Grefe (Coe), Peterangelo (Ca), Berman (K), Seifert (K); **DISC**—Huff (G) 137-7, Iverson (SO), Grefe (Coe), Ramey (Cor), Moll (Ca), Radoski (K); **JAV**—Korir (Coe) 188-5, Fiore (Ca), Dicks (G), Hemberger (SO), Radosky (K), Powell (Cor); **TJ**—Korir (Coe) 47-11, Rohlman (Coe), Keith (L), Bundgaard (SO), Wright (G).

RELAYS-440—Cornell (Wilson, Hilmers, Ririe, Van Dorn) 43.0, Coe, St. Olaf, Ripon, Carleton; **MILE**—Coe (Cooper, Rohlman, Flagel, Korir) 3:20.0, Cornell, Lawrence, Carleton, St. Olaf.

Midwestern Conference Championships

SCORING—Southern Ill. 202, Ball State 147, Illinois St. 84, Indiana St. 77, Northern Ill. 73.

100—Crockett (SI) 9.4, Givens (BS), Patterson (SI), Smith (SI), Martin (InS); **220**—Crockett (SI) 20.7, Givens (BS), Patterson (SI), Smith (SI), Erickson (SI); **440**—Ijirigo (IIS) 46.7, Erickson (SI), Krainik (NI), Miles (BS), Sutton (SI); **880**—Hall (BS) 1:54.5, Davie (BS), Buses (BS), Pennington (InS), Oddou (BS); **MILE**—Hill (SI) 4:07.3, Berg (IS), Snyder (SI), Ellis (NI); **3-MILE**—Hill (SI) 14:03.0, Wynder (BS), Myers (BS), Warthan (InS), Craig (SI); **120-HH**—Jacques (NI) 14.2, Prince (InS), Stover (IIS), Abovade-Cole (IIS), Harris (BS); **440-H**—Brown (SI) 53.1, Geise (BS), Winterroth (IIS), Kirby (InS), Bramucci (SI); **3000-M STEEPLE**—Myers (BS) 9:09.0, Thomas (InS), St. John (SI), Fineran (BS), Pittenger (IIS).

HJ—Bernard (SI) 6-11½, Cooksey (BS), Harris (SI), Miller (InS), Brown (SI); **LJ**—Hancock (SI) 25-0¼, Cummins (BS), Johnson (IIS), Holton (BS); **SP**—Bilder (NI) 60-7, Tyms (NI), Carther (IIS), Shelhamer (IIS), Lee (BS); **DISC**—Bilder (NI) 161-10, Swan (IIS), Kasik (SI), Carther (IIS), Hanlon (BS); **JAV**—Liesz (SI) 199-4, Batina (NI), Neely (BS), Jasiewicz (InS), Sweat (IIS); **TJ**—Harris (SI) 51-8½, Cummins (BS), Robins (SI), Cooksey (InS), Adams (InS).

RELAYS-440—Southern Ill. (Sutton, Erickson, Patterson, Crockett) 41.0, Indiana St., Illinois St., Ball State; **MILE**—Southern Ill. (Brown, Smith, Erickson, Sutton) 3:14.0, Northern Ill., Indiana St., Ball State.

Missouri Intercollegiate Athletic Association Championships

SCORING—NE Missouri 76, Lincoln 63, SW Missouri 54, SE Missouri 49, NW Missouri 28, Central Mo. 10, UMo. Rolla 8.

100—Amerison (L) 9.8, Warner (NW), Lary (L), Warren (NE), Gonzales (NE); **220**—Jones (NE) 21.4, Amerison (L), Thomas (L), Boyd (L), Gonzales (NE); **440**—Jones (NE) 47.1, Thomas (L), Boyd (L), Sonnenmoser (NW), Gardner (SE); **880**—Keal (SW) 1:50.6, Conner (L), Smith (NE), Kolbach (NW), Stillwell (SE); **MILE**—Parker

(SE) 4:10.1. Kauffman (SE), Lipper (NE), Ault (SW), Wilson (SW); 3-MILE—Parker (SE) 14:19.2, Lipper (NE), Kauffman (SE), Norton (SW), Jensen (L); 120-HH—Lary 14.7, Fischer (SWS), Fulton (NE), Miller (SE), Lewis (SW); 440-H—Miller (SE) 53.2, Turler (SW), Lyles (L), Curl (SW), Watkins (L); 3000-M STEEPLE—Ault (SW) 9:22.1, Kauffman (SE), Lipper (NE), Moes (NE), Rice (R).

HJ—Allbritton (NE) 6-8½, Hansen (NW), James (SW), Ulsh (NW), Davenport (SW); LJ—Geredine (NE) 23-5¼, Musser (NW), Tieszen (CM), Belcher (NW), Gonzales (NE); PV—Allbritton (NE) 16-½, Hewett (CM), Oakley (L), Fraser (NE), Meathany (SE); SP—Simmons (R), 48-9¼, Hayes (NE), Bosse (NW), Leffler (NE), French (L); DISC—Bedford (SW) 146-9, French (L), Leffler (NE), Huls (SW), Coleman (SW); JAV—Attig (SE) 212-11, Crase (SW), Jackson (L), Morgan (CM), Lancaster (NW); TJ—Geredine (NE) 48-5¼, Sanders (SE), Yach (SW), Slaughter (SE), Maston (SE).

RELAYS—440-Lincoln (Thomas, Amerison, Boyd, Lyles) 41.7, NW Missouri, NE Missouri, SW Missouri, UMo. Rolla; MILE—Lincoln (Byndom, Watkins, Smotherman, Lyles) 3:16.1, SW Missouri, NE Missouri, SE Missouri, Central Mo.

Missouri Valley Conference Championships

SCORING—Wichita St. 138, North Texas St. 134, Drake 114, Memphis St. 93, West Texas St. 52, New Mexico St. 24, Tulsa 15, Bradley 12, Louisville 0.

100—Hammonds (M) 9.6, Holman (D), Williams (M), Fox (M), Anderson (D), Mitchell (NT); 220—Holman (D) 21.5, Mitchell (NT), Williams (M), Dickson (WT), Fox (M), Davis (NT); 440—Evans (NT) 47.7, Cape (D), Wilkerson (NT), Petty (D), Gay (M), Ray (Wi); 880—Walker (Wi) 1:50.3, Nauman (D), Petty (D), Smisor (Wi), McCallister (Wi), Curry (NT); MILE—Walker (Wi) 4:06.3, Smith (Wi), Johnson (M), Cassel (D), Johnson (D), Cole (NT); 3-MILE—Smith (Wi) 14:03.8, Pharr (Wi), Hess (NT), Hays (Wi), Walker (Wi), Cassel (D); 6-MILE—Garcia (NM) 29:51.2, Pharr (Wi), Hess (NT), Ream (Wi), Lee (D), Brewer (B); 120-HH—Brown (WT) 13.9, Franklin (D), Jubert (NT), West (M), McDaniel (D), Waldschmidt (M); 440-H—Henson (Wi) 53.2, West (M), Hillaker (NT), McCrary (NT), Parker (Wi), Ussery (D); 3000-M STEEPLE—Smith (Wi) 9:08.3, Lee (Wi), Brown (Wi), Hays (Wi), Hughes (D), TenEyck (Wi).

HJ—Iverson (NT) 6-8, Morgan (T), Six (WT), Wheeler (Wi), Daniels (NT), Murphy (D), LJ—Cady (D) 24-4¼, Knight (M), Scullen (D), Ramzy (NM), Fuller (WT), Potter (B); PV—Snow (WT) 15-0, Swenson (D), Brokaw (B); SP—Lemmons (NT) 54-9¼, Rohde (NT), Weigleb (T), Higgins (M), Johnson (WT), Grant (B); DISC—Parker (NT) 170-4, Higgins (M), Johnson (WT), Washington (NT), Neifeldt (Wi), Weigleb (T); JAV—LeBlanc (Wi) 203-8, Lemmons (NT), Percifield (NT), Scullen (D), Hopkins (NT), Cady (B); TJ—Ramzy (NM) 47-2¼, Knight (M), Meilandner (D), Cady (D), Childers (WT), Murphy (D).

RELAYS—440—Memphis St. (Knight, Fox, Williams, Hammonds) 39.7, North Texas St., West Texas St., Drake Wichita St., Bradley; MILE—North Texas St. (Brous, Wilkerson, Lott, Evans) 3:13.6, Wichita St., Memphis St., West Texas St., Drake, Bradley.

85th New England Intercollegiate Championships

SCORING—Northeastern 43, Brown 39, Massachusetts 32, Boston Col. 30½, Connecticut 20, Dartmouth 19, Boston U. 16, Springfield 16, Maine 15½, MIT 11, Rhode Island 10, Central Conn. 10, Tufts 9, Southern Conn. 9, Holy Cross 8, Williams 7, Colby 6, Coast Guard 5, Brandeis 3, Boston St. 2, Bates 2.

100—Metallo (Mass) 9.8, Schneider (BC), Rudasill (Bro), Akinkuoto (BU), Lender (Conn); 220—Rudasill (Bro) 21.5, Schneider (BC), Pendleton (Mass), Parkton (Conn), Beland (Mass); 440—Horrigan (N) 48.3, Comeau (HC), Wooten (N), Levine (Mass), Dumha (D); 880—Carr-Locke (BU) 1:52.4, Cherry (BU), Payton (HC), Bohlayer (CC), Rivera (Bra); MILE—McDonald (BC) 4:09.8, Bowman (N), Thomas (Mass), Kilis (CG), Kiri (D); 3-MILE—Joseph (N) 14:08.4, Thomas (Mass), Ellis (CC), Paisch (D), McCusker (Mass); 6-MILE—Moynihan (T) 29:34.9, Lees (CC), Flanders (N), Frongello (BS), Farwell (W); 120-HH—Trommer (MIT) 14.6, Sabin (N), Reed (W), Graves (Mass), Sweeney (N); 440-H—Hazel (Bro) 53.6, Bassaline (Conn), Reed (W), Charland (BC), Mounger (Mass); 3000-M STEEPLE—Zabel (BC) 9:03.6, Potter (D), Shirey (D), Duggan (Sp), Flynn (N).

HJ—Brennan (N) 6-6, Evans (Conn), Byron (BU), Byron (D), Barr (BC); LJ—Esta (Sp) 22-8¼, Clinton (Me), Ford (RI), Martin (N), Karafetias (Sp); PV—Findeisen (RI) 15-4, Wilson (MIT), Marshall (Mass), Carisella (N), McCumbe (N); SP—Price (Bro) 57-0, Moody (D), McKiernan (SC), Shiaris (D), Woodward (Sp); DISC—Washington (Bro) 160-9, Price (Bro), Taylor (N), Wood (Ba), Bezruczyk (CC); JAV—Turner (Me) 199-9, Santangini (RI), Patterson (CG), Viafore (Sp), Miller (Bro); HAM—Bredice (SC) 205-3, Luftman (Bro), Moore (MIT), Furness (RI), Paliwoda (Conn); TJ—Snyder (Col) 47-¼, Davis (Sp), Gill (Mass), Clinton (Me), Martin (N).

RELAYS—440—Massachusetts 42.3, Connecticut, Brown, Boston Col., Boston U.; MILE—Boston Col. 3:19.8, Connecticut, Tufts, Brandeis, Holy Cross.

New Jersey Championships

SCORING—Princeton 98, Rutgers 83, Seton Hall 36, Fair, Dickinson 35, Rider 17½, Wm. Paterson 11, Trenton St. 9, Montclair St. 6, Glassboro St. 4½, Jersey City St. 4, St. Peter's 0, Monmouth 0, Bloomfield 0, Newark Eng. 0.

100—Balla (FD) 10.0, Mass (Ru), Zapotoczny (SH), Reid (SH); 220—Balla (FD) 22.3, Schneider (SH), Mass (Ru), Noe (SH), Mielko (Ru); 880—Weickel (P) 1:57.2, 50.3, Weaver (Ru), Rosa (SH), Noel (SH), Nowak (T); MILE—Hatcher (SH) 4:19.8, Maher (SH), Neary (SH), Busheli (R), Kinsman (Ru); 3-MILE—Bates (P) 14:08.3, Sieben Elliot (P), Rubert (P), Kling (G), Kinsman (Ru); 120-HH—Schultz (Ri) 14.4, Harz (FD), (Ru), Fleming (WP), Good (P), Carpenter (Ru); 440-H—Spieker (Ru) 54.9, Schultz (Ri), Kirchhoff (Ru), Cargile (P), Zwick (FD); 3000-M STEEPLE—Carpenter (Ru) 9:27.7, Cargile (P), BrunDelRe (Ru), Zwick (FD); 440-H—Lapetoda (Unatt.), Bazley (P), Bunnell (P), Wolfe (Ru), Lapetoda (Unatt.).

HJ—Halton (P) 6-8, Planker (WP), Roushey (MS), McCann (G), Edwards (Ri); LJ—O'Neill (P) 21-2½, Lee (JC), Jones (R), Blakeman (FD), Yarmchuk (Ru); PV—Waltz (P) 11-0, Meagher (FD), Hayes (P), Huff (Ru), Goidich (Ru); SP—Barisch (P) 51-2, Ondrejack (T), Harz (FD), Carrelle (FD), Supelsa (JAV); JAV—Riva (Ru) 173-10½, 140-10, Campbell (P), Flayer (WP), Scott (T), Harz (FD); HAM—Greenwood (P) 191-10, Gaul (FD), Ogilvie (Ru), Russallo (MS), Coughlin (T); HAM—TJ—Schor (Ru) 43-¼, Steir (Ru), Hemberger (Ru), MacDonell (Ru), Campbell (P); Langston (P), Yarmchuk (Ru), Szczepanski (Ru), Raszczyk (MS).

RELAYS—440—Rutgers (Kirchhoff, Nielko, Rosenber, Mass), 44.0, Seton Hall, Princeton, Rider, Glassboro St.; MILE—Princeton (Brooks, Weickel, VanKleeck, Schnure) 3:23.6, Rutgers, Seton Hall, Rider, Trenton St.

25th New York State Collegiate Championships

SCORING—Colgate 57½, Cortland 40, RPI 35, Union 24, Rochester 23, Hamilton 22, Alfred 14, Buffalo 12, Brockport 12, Roberts Wesleyan 10½, Oswego 9, Buffalo St. 7, Fredonia 3, St. Lawrence 2, Binghamton 0, Lemoyne 0.

100—Houtman (Cor) 10.1, Lashbrook (Br), Tate (RPI), Lowrie (Cor), Snyder (H); 220—Lashbrook (Br) 22.6, Lowrie (Cor), Strelbe (Roc), Tate (RPI), Kontson (RPI); 440—Brooks (Col) 49.8, Murphy (Cor), Hollinsworth (A), Hardy (Br); 880—White (Col) 1:55.4, Crawford (RPI), Tylenda (H), McCabe (U), Burns (Cor); MILE—Verdo-liva (O) 4:16.6, Judson (H), Suarez (O), Delaney (H), Furey (Col); 3-MILE—Judson (H) 14:48.4, McClurkin (Bu), Clearihue (Col), Dunkelmen (Col), Johnson (RW); 120-HH—Scott (A) 15.4, Sutto (Cor), Ryan (Roc), Berming (Col), Smith (RPI); 440-H—Whippe (RW) 55.4, Heim (Bu), Hallahan (Col), Mackintosh (H), Mueller (Roc).

HJ—Berming (Col) 6-5, Suto (Cor), tie Marini (RW) and Mead (Col), Rich (U); LJ—McCarthy (BS) 22-6½, Regan (RPI), Cuffey (U), Troy (A), DeBrinc (RW); PV—Ricks (U) 13-1¼, Nelson (Roc), Stem (Col), Hamilton (SL), Landers (Cor); SP—Mowrey (U) 48-8¼, Trunzo (Col), Brunetti (Cor), Seigler (F), Halliday (Cor); DISC—Wolkes (Col) 141-4, Capen (Buf), Ellis (RPI), Ferraro (Cor), Strada (F); JAV—Gosz-tyla (RPI) 198-7, Cunningham (Roc), Laboo (RPI), Yates, Dickerson (Col); TJ—Walrath (U) 45-9¼, Grosnevind (Col), Palumbo (Roc), George (A), McCarthy (BS).

RELAYS—440—Cortland (Laurie, Murphy, Neal, Houtman) 43.5, RPI, Rochester, Colgate, Hamilton; MILE—Colgate 3:22.6, RPI, Hamilton, Cortland, Alfred.

North Central Conference Championships

SCORING—N.D. State 74½, S.D. State 66, Northern Iowa 59½, Morningside 36, Mankato St. 23, South Dakota 17, North Dakota 11, Augustana 1.

100—Berry (Mo) 9.7, Shook (NDS), Bigler (Mo) Asprey (Mo), Harskamp (NI); 220—Berry (Mo) 22.0, Fillaus (SDS), Roloff (NI), Freeburg (ND), Merhish (NDS); 440—Roloff (NI) 48.6, Gesell (NDS), Wahlstrom (SDS), Everett (Mo), Englund (A); 880—Beron (NDS) 1:57.0, Steiner (Ma), McCullough (NI), Schultz (NI), Lussenden MILE—Slack (NDS) 4:17.2, Bentley (SDS), Kampa (NDS), Schultz (NDS), Dunsmore (NDS); 3-MILE—Slack (NDS) 14:45.4, Bentley (SDS), Schwegel (NDS), (Ma), McCabe (NI); 6-MILE—Slack (NDS) 30:02.4, Twedt (NI), Schwegel (NDS), Solsvig (SDS), Dunsmore (Ma); 120-HH—Carlson (SDS) 14.5, Trudeau (SD), Butler (SD), Larson (SDS), Wesseley (NI); 440-H—Carlson (SDS) 54.9, Larson (SDS), Peltier (NDS), Wissink (NI), Rankin (SDS).

HJ—Morken (NDS) 6-4, tie Kowal (SDS) and Bennett (NDS), High (NI), tie Frank (SDS) and Kress (NI); LJ—Proell (Ma) 23-10½, Bigler (Mo), Larscheid (SDS), Cook (NI), Tapper (NI); PV—Frank (SDS) 14-6, Pettit (Mo), Johnson (SD), Evenson Hopkins (Ma); SP—McCready (NI) 52-10¼, Schindler (ND), Schwartz (NI), Evenson (NDS), O'Kerstrom (Ma); DISC—McCready (NI) 151-3, Johnson (SDS), Schwartz (NI), Johnson (NI), Moats (SDS); JAV—Erickson (NDS) 180-4, Burgess (NDS), Larson (ND), Dixon (NDS), Bright (NI); TJ—Proell (Ma) 49-5, Anstett (ND), Goede (SD), Frank

(SDS), Mosely (Ma).

RELAYS—440—Morningside (Bigler, Everett, Berry, Asprey) 42.7, N. D. State, S. D. State, South Dakota, Mankato St.; **MILE**—S. D. State (Fillaus, Carlson, Larson, Wahlstrom) 3:23.9, Northern Iowa, Morningside, South Dakota, N.D. State.

Ohio Conference Championships

SCORING—Baldwin-Wallace 120, Mount Union 82, Denison 64, Ohio Wesleyan 39, Wittenberg 37, Otterbein 33, Heidelberg 22, Capital 21, Oberlin 21, Wooster 20, Kenyon 18, Marietta 13, Muskingum 6.

100—Jefferson (D) 10.2, Williams (Mt), Graham (BW), Letts (K), Lewis (BW); **220**—Jefferson (D) 22.4, Lewis (BW), Cox (Ot), Williams (Mt), Letts (K); **440**—Lepp (BW) 48.6, Radigan (BW), Everett (BW), Polychron (Wo), Warner (Mt); **880**—Tonks (BW) 1:54.6, McDonald (H), Bonasorte (Mu), Book (OW), Resing (BW); **MILE**—King (Mt) 4:13.2, Alexander (D), Lewis (C), Gatsch (BW), Johns (W); **3-MILE**—Alexander (D) 14:25.2, Kombau (Mt), Knittle (K), King (Mt), Garman (C); **120-HH**—Perry (BW) 14.7, Helman (OW), Reid (Wi), Ankeny (Mt), Dobos (C); **440-H-Anke** (Mt) 52.3, Perry (BW), Sollman (Wo), Beauregard (Ma), Dobos (C).

HJ—Leifer (OW) 6-4, Lytle (BW), Blake (Ma), Jacobus (C), Fruit (OW); **LJ**—Thompson (K) 22-11½, VanWey (Ot), Jones (Wi), Thompson (D), Helm (Wo); **PV**—Best (D) 15-6, Coad (BW), Harbage (C), Nieheiser (Wi), Kroviak (Wi); **SP**—Morton (Ob) 51-1¼, Beckman (Mt), Fell (H), Popovich (H), Chittum (Ot); **DISC**—Morton (Ob) 164-8, Iovino (OW), Stewart (BW), Draxler (H), Ridgeway (Wi); **TJ**—Freshwater (Mt) 46-10½, VanWey (Ot), Evans (Wi), Rushing (BW), Johnson (Ma).

RELAYS—440—Denison (Thompson, Stone, Price, Jefferson) 41.8, Baldwin-Wallace, Wittenberg, Otterbein, Kenyon; **MILE**—Baldwin-Wallace (Lepp, Everett, Radigan, Lewis) 3:15.9, Wooster, Mount Union, Ohio Wesleyan, Wittenberg.

Ohio Valley Conference Championships

SCORING—Western Ky. 85½, East Tenn. 57, Murray St. 54, Middle Tenn. 39, Tenn. Tech. 14, Morehead St. 12½, Eastern Ky. 10, Austin Peay 0.

100—Holloway (ET) 9.4, Jacobs (Mu), Jackson (WK); **220**—Holloway (ET) 20.9, Jacobs (Mu), Smith (Mu); **440**—Knox (ET), Sowerby (Mu), Johnson (MT); **880**—Francis (Mu) 1:52.0, Lewis (EK), Johnson (Mo); **MILE**—Ortiz (WK) 4:09.7, Rose (WK), Kreici (Mu); **3-MILE**—Ledy (ET) 13:31.7, Cusack (ET), Ortiz (WK); **120-HH**—Fields (ET) 14.0, Verry (Mu), Cromartie (MT); **440-H-Maille** (MT) 52.0, Rice (WK), Cromartie (MT).

HJ—Reed (WK) 6-8, Agnew (MT), Heistand (Mu); **LJ**—Humphrey (TT) 24-8, Haynes (MT), Briggs (WK); **PV**—Michael (Mu) 14.9, Hudnall (Mo), Scider (EK); **SP**—Eniex (WK) 56-2, Ellison (WK), Lintner (MT); **DISC**—Eniex (WK) 174-6, Langdon (WK), Meade (ET); **JAV**—Meade (ET) 199-2, Ward (WK), Truelove (TT); **TJ**—Briggs (WK) 51-6½, McClure (MT), Beckham (Mo).

RELAYS—MILE—East Tenn. (Marcus, Stevens, Crockett, Knox) 3:10.7, Murray St., Western Ky.

Pacific-8 Conference Championships

SCORING—Southern Cal 140, UCLA 124, Oregon 86, Washington 64, California 63, Oregon St. 43, Stanford 23, Washington St. 14.

100—Edmonson (UCLA) 9.4, Brown (SC), Hearvey (O), Deckard (SC), Mays (O), Curl (S); **220**—Brown (SC) 20.8, Edmonson (UCLA), Deckard (SC), Brown (UCLA), Smith (UCLA), Quarrie (SC); **440**—Garrison (SC) 45.4, Smith (UCLA), Brown (UCLA), Buford (O), Vance (O), Kryzosiak (SC); **880**—Brown (C) 1:47.7, Bence (O), Smylie (O), Burks (SC), Collins (OS), Sanchez (UCLA); **MILE**—Ebba (OS) 4:03.2, West (C), Mittelstaedt (S), Albright (W), McClendon (O), Carr (SC); **3-MILE**—PREFontaine (O) 13:32.2, Johnson (W), Tyson (O), Hiefield (WS), Burkwith (WS), Koss (W); **120-HH**—(S); **440-H**—Corval (UCLA) 52.2, Long (S), Oveson (OS), Wilkinson (O), Jackson (SC), Lavery (W); **3000-M STEEPLE**—Koss (W) 8:42.0, Washington (W), Hill (OS), Long (O), Hansen (O), Clark (WS).

HJ—Stones (UCLA) 7-1, Fletcher (UCLA), Owens (SC), tie Hollins (SC) and Hill (O), Neihl (WS); **LJ**—Williams (USC) 25-8, Bendixen (UCLA), Conway (C), Delamere (WS), Jackson (SC), Kotimek (UCLA); **PV**—Bryde (W) 16-9½, Pullard (SC), Cryder (Walker), Sakala (UCLA), Skovbo (OS), Weiding (C); **SP**—Lane (SC) 66-11½, Shmock (O), Wilkins (O), Gordon (UCLA), Pemrose (C), Wilkins (O); **DISC**—Penrose (C) 185-6, Kennedy (C) 249-5, Feldman (W), Quitsland (W), Barnett (SC), Ram (SC), Judd (OS); **TJ**—Butts (UCLA) 54-4½, Jackson (SC), Conway (C), Tiff (UCLA), Williams (SC), Utley (S).

RELAYS—440—Southern Cal (Williams, Brown, Quarrie, Deckard) 40.2, Oregon, California, Stanford, Washington; **MILE**—UCLA (Echols, Williams, Gaddis, Brown) 3:06.7, Southern Cal, Oregon St., California, Stanford, Washington St.

Pacific Coast Athletic Association Championships

SCORING—Long Beach St. 151, San Jose St. 86, San Diego St. 72, UC Santa Barb. 57, Los Angeles St. 50, Fresno St. 29, Pacific 8.

100—Whitley (SJ) 9.6, Beasley (LB), Moch (SB), Ford (LA), Driver (LA); **220**—Ford (LB) 21.4, Beasley (LB), Lee (SB), Whitley (SJ), Driver (LA); **440**—Snyder (SB) 47.9, Davis (LA), Maas (SJ), Estin (P), Stevenson (LB); **880**—Larkin (SD) 1:51.0, Carnahan (LA), Marshall (SJ), Moses (LB), Burk (F); **MILE**—Dean (LA) 4:11.3, Ritchie (LB), Gans (SB), Whittle (SD), Greer (SJ); **3-MILE**—Evans (SJ) 13:55.8, Wood (LB), Lough (LA), Pryor (LB), Wallace (LB); **6-MILE**—Pryor (LB) 30:01.6, Stephens (LB), Wallace (LB), Wright (P), Carlson (LB); **120-HH**—Smith (LB) 14.2, Whitley (SJ), McClucas (LB), Greene (SD), Tolbert (SB); **440-H**—Ruby (LB) 51.7, Stanton (SB), Greene (SD), Rair (SG), Gayhart (SD); **3000-M STEEPLE**—Ritchie (LB) 9:13.2, Schweitzer (LA), Cour (SD), Sweeney (LB), Huber (LB).

HJ—Crawford (SJ) 6-8¼, Dansby (LA), McLaughlin (SB), Fisher (SJ), James (LB); **LJ**—Metcalf (LB) 25-2¼, Smith (SD), Phillips (SD), Brown (LB), Moods (SJ); **PV**—Smith (LB) 17-0, Sampson (SJ), Clark (SD); **SP**—Born (SJ) 59-8, Giroux (F), Senyoun (LB), Cleeland (LB), Jenkins (SJ); **DISC**—Born (SJ) 171-3, Sherman (SD), Jenkins (SJ), Griswold (SD), Henderson (SD); **JAV**—Hobin (SB) 242-3, Gierman (SD), Poure (SB), Elderidge (LB), Campbell (LA); **HAM**—Tice (F) 193-3, Lockwood (LB), Wadlington (SD), Weeks (LB), Partridge (SD); **TJ**—Metcalf (LB) 49-4, Smith (SD), Moody (SJ), Dansby (LA), Brown (LB); **DECATHLON**—George (F) 7,193, Bajema (SD), Hanson (SB), Petruskin (F), Rock (SJ).

RELAYS—440—Long Beach St. (Metcalf, Stevenson, Beasley, Ford) 40.8, Santa Barb., Los Angeles St., San Diego St.; **MILE**—Long Beach St. (Nickerson, Stevenson, Ruby, Moses) 3:12.6, Los Angeles St., San Jose St., San Diego St., UC Santa Barb.

Pennsylvania Conference Championships

SCORING—Slippery Rock 111, Bloomsburg 86½, Edinboro 77, Millersville 56, East Stroudsburg 44, Indiana 43, Clarion 33, Kutztown 32½, Mansfield 32, Lock Haven 28, Shippensburg 13, Cheyney 2, California 0.

100—Davis (B) 10.0, Diehl (SR), Williams (SR), Waros (E), Banks (Sh), Eckert (B); **220**—Davis (B) 21.7, Swanson (Ed), Waros (Ed), Williams (SR), Diehl (SR), Seamans (E); **440**—Stewart (Ed) 49.2, Paserba (SR), Ecker (Mk), Rhoads (K), Kennedy (Sh), Tanner (I); **880**—Strohl (B) 1:55.5, Jerolaman (Ma), Renick (ES), Nesgoda (Ed), Lee Sabol (ES), Keim (K); **MILE**—Gralewski (SR) 4:15.5, Bradley (Mi), Deemer (SR), Lee (B), Furlow (Mi), O'Neill (I); **3-MILE**—Antognoli (Ed) 13:56.0, Bradley (Mi), Podgajny (LH), Horwitz (B), Yeakel (SR), Burk (C); **6-MILE**—Antognoli (Ed) 30:12.1, Slusser (I), Horwitz (B), Wise (LH), Champ (Ed), McDonough (SR); **120-HH**—Covington (I), Horwitz (B), Yeakel (SR), Lipscomb (Ed), Walker (Ed), Garis (ES); **440-H**—Walker (Ed) 54.6, Morrissy (ES), Covington (LH), Lintz (Mi), Graham (B), Mc-Keithen (I).

HJ—Stephens (I) 6-3¼, Lacock (B), Kocker (K), Carson (Ma), tie Priser (B) and James (K); **LJ**—Hunt (SR) 22-3¼, Gerrety (Cl), Anderson (I), Kocher (K), Dennison (K), Keener (Mi); **PV**—Barker (Cl) 14-3, Jenkins (ES), Smith (SR), Hallman (Sh), Sipe (K), Miller (Mi); **SP**—Ficek (B) 52-10½, Geltz (Mi), Corbett (Cl), Bork (SR), Fidler (Sh), Oddi (Ed); **DISC**—Lack (SR) 145-8, Welsh (K), Wagner (Mi), Courter (B), Punell (Ch), McGuire (I); **JAV**—Elliot 219-8, Long (ES), Wilson (SR), Hughes (Cl), Shinkus (Mi), Bailey (JH); **TJ**—Baxter (SR) 48-9, Boyce (Ma), Dennison (K), Miller (Ma), McNeilis (LH), Lacock (B).

RELAYS—440—Slippery Rock (Williams, Diehl, Fletcher, Paserba) 42.5, Bloomsburg, Edinboro, Clarion, Millersville, Indiana; **MILE**—East Stroudsburg (Sabol, Stohl, Renick, Morrissy) 3:19.5, Slippery Rock, Millersville, Indiana, Shippensburg, Bloomsburg.

17th Presidents' Athletic Conference Championships

SCORING—Case Western Reserve 126, Hiram 114, John Carroll 78, Bethany 70, Allegheny 70, Thiel 61, Wash. & Jeff. 7.

100—Toney (H) 9.8, Richardson (CR), Pipon (H), Schied (JC), Edwards (A), Brandon (B); **220**—Toney (H) 22.3, Tippon (H), Scheid (JC), Kish (JC), Skala (CR), Glathofer (CR); **440**—Kish (H) 51.2, McGregor (JC), Hahn (CR), Skala (CR), Trippe (CR), (B), Clarke (W); **880**—Tanchon (CR) 1:59.9, Reid (H), Skrapak (B), Trippe (CR), Johnston (T), Hanson (CR); **MILE**—Space (A) 4:20.9, Tanchon (CR), McCarthy (CR), Hanson (CR), Knox (WJ), Shewning (B); **3-MILE**—Space (A) 15:16.1, Tanchon (CR), Blackmore (H), Nvlnder (WJ), Harding (A), McCarthy (C); **120-HH**—Wysenski (H) 14.8, Pruneski (CR), Joyce (T), Schroeder (CR), Kadez (A), Slaughter (CR); **440-H**—Wysenski (H) 54.9, Schroeder (CR), Matthews (B), Slaughter (CR), Pruneski (CR), Stein (B).

HJ—Haber (A) 6-7¼, Wysenski (H), Toatley (T), Freeberg (T), Hyland (JC), Matt-

hews (B); **LJ**—Wysenski (H) 21-8½, Freeburg (T), Yuan (CR), Hoffacker (B), Tippon (H), Richardson (CR); **PV**—Palmer (A) 13-3, Pellarin (T), Williams (CT), Murphy (H), Baroughs (H), Siconolfi (B); **SP**—S. Radakovich (B) 47-0, B. Radakovich (B), Mizer (B), Rody (JC), Sattler (CR), Edgreen (T); **DISC**—Rody (JC) 128-4, Edgreen (T), Harvia (B), Nicholson (B), Lipinski (B), Allen (T); **JAV**—Freeburg (T) 170-3, Crawford (A), Clough (CR), Carroll (JC), Ericson (A), Nicholson (B); **TJ**—Wysenski (H) 45-7½, Barrett (JC), Hoffacker (B), McKinney (A), Freeburg (T), Richardson (CR).

RELAYS—440—John Carroll 43.7, Case Western Reserve, Allegheny, Thiel, Bethany; **MILE**—Hiram 3:26.3, John Carroll, Case Western Reserve, Allegheny, Bethany, Thiel.

Rocky Mountain Athletic Conference Championships

SCORING—Ft. Hays St. 126, Emporia St. 77, Northern Colo. 70, Southern Colo. 56, Adams St. 50, UNeb. Omaha 46½, Pittsburg St. 44, Colo. Mines 30½, Colo. West-ern 20, Westminster 18, Southern Utah 12.

100—Busca (NC) 10.0, Walker (PS), Grant (SC), Harris (W), Comfort (UNO), Pryor (CW); **200**—Bailey (SC) 22.0, Busca (NC), Grant (SC), Harrison (W), Comfort (UNO), Kozub (FH); **400**—Kozub (FH) 47.8, Wynn (NS), Oliver (PS), Richateig (Su), Johnson (AS); **800**—McCormick (UNO) 1:53.3, Nelson (FH), Pittner (PS), Simms (CM), Zargosa (AS), Davidson (SU); **MILE**—Patterson (ES) 4:18.1, Lawrenz (FH), McCormick (UNO), Cliggett (CW), Wilson (AS), Roberts (AS); **3-MILE**—Nee (ES) 14:18.1, Penka (FH), Vigil (AS), Starback (CM), Birnbaum (FH), Muncin (CW); **120-HH**—Peals (ES) 15.0, Higgins (NC), Fleer (NC), Knox (ES), Knight (ES), Sisk (CM); **440-H**—Pearson (UNO) 54.8, Sisk (CM), Satagna (AS), Forney (UNO), Comford (SU), Knox (ES); **3000-M STEEPLE**—Birnbaum (FH) 9:37.5, Week (AS), Folger (NC), Florida (CM), Nixon (PS), Bradrick (FH).

HJ—Walker (PS) 6-8, Clark (W), tie Adams (FH) and Oetkin (NC), tie Putnam (CM) and Sherad (UNO); **LJ**—Grant (SC) 24-10, Walker (PS), Tatkenhorst (FH), Bailey (SC), Pettey (W), Cowles (AS); **PV**—Davies (NC) 15-6, Hogan (CM), Murphy (FH), Jarobe (NC), Elliott (ES), Cizek (UNO); **SP**—Armstrong (FH) 52-6½, Hinson (ES), Weber (FH), Love (ES), Hill (SC), Cochrane (SU); **DISC**—Hinson (ES) 156-1, Armstrong (FH), Scheufler (FH), Lutes (AS), Ewy (AS), Finesilver (NC); **JAV**—Hynek (ES) 228-9, Lervold (FH), Scheufler (FH), Shuckman (CW), Melvin (UNO), Jacobs-meyer (NC); **TJ**—Tate (CW) 50-4¾, Jacobsmeyer (NC), Bailey (SC), Pierce (ES), Tatkenhorst (FH), Okeson (FH).

RELAYS—440—Adams St. 42.2, Southern Colo., Ft. Hays; **MILE**—UNeb. Omaha (Woods, Davis, Bradgon, McCormick) 3:16.5, Ft. Hays, Adams St., Southern Utah, Pittsburg St., Northern Colo.

40th Southeastern Conference Championships

SCORING—Tennessee 154, Alabama 128, LSU 106, Florida 74, Kentucky 29, Georgia 25, Miss. State 23, Auburn 19.

100—Thomas (AL) 9.7, Coffee (L), Odom (AL), James (T), Whigham (T), Bates (MS); **200**—Shearouse (G) 21.2, Thomas (AL), Whigham (T), James (T), Coffee (L), DeSoto (L); **400**—Wills (L) 45.7, Stephens (L), Gibson (MS), Brown (F), Faust (AL), Shearouse (G); **800**—Smith (L) 1:47.6, Thomas (T), Hawkins (T), Epps (L), Hearn (L), Russell (AL); **MILE**—Stewart (L) 4:03.2, Zoeller (T), Brown (AL), O'Keefe (F), Edge-worth (AL), McKinnon (L); **3-MILE**—Baldwin (K) 13:51.3, Lenarduzzi (T), Brown (T), Smith (AL), Hayward (K), Stewart (L); **6-MILE**—Baldwin (K) 28:40.6, Brown (T), Emmerling (AL), Smith (AL), Nabers (F), Hadley (K); **120-HH**—Mattina (T) 14.1, Power (F), Anderson (F), Richards (Au), Flowers (T), Mobley (L); **440-H**—Sullivan (AL) 51.3, Bresler (Au), Bowers (T), Buckman (K), Herman (F), Lewis (MS).

HJ—Heroman (L) 6-11, West (T), Wilson (T), Purdum (F), Hobson (AL), Washburn (T); **LJ**—Geter (T) 25-1¼, Orum (AL), Radcliff (T), Johnson (AL), Heroman (L), Williamson (G); **PV**—Johnson (AL) 16-7¼, Hurley (F), Cotton (F), Hamilton (AL), Anding (L), Rosser (G); **SP**—Hannah (AL) 59-1, Scott (T), Griffin (G), Larrison (F), Nelson (F), Killian (T); **DISC**—Hannah (AL) 175-9, Addy (L), DeGeorges (T), Courtney (F), Stanfield (F), Birger (T); **JAV**—Martin (T) 239-4, Lewis (MS), Mathews (L), Bolig (F), Kozlesky (K), Chisholm (T); **TJ**—Coleman (F) 50-7½, Heroman (L), Wooden (Au), Radcliff (T), Williamson (G), Orum (AL).

RELAYS—440—Alabama (Odom, Cargile, Echols, Thomas) 40.3, LSU, Tennessee, Georgia, Florida, Miss. State; **MILE**—Alabama (Cargile, Sullivan, Russell, Faust) 3:10.3, Tennessee, Miss. State, LSU, Florida, Auburn.

Southern Conference Championships

SCORING—William & Mary 108, East Carolina 73, Furman 54, Richmond 44, Davidson 16, Citadel 13, VMI 12.

100—Ryce (W&M) 9.8, Phillips (EC), Macheras (R), Richardson (D), Swetenburg

(D); **220**—Ryce (W&M) 21.6, Napier (R), Maceras (R), Campbell (F), Richardson (D); **440**—Napier (R) 47.5, Cooke (W&M), Kelsey (F), Johnson (EC), Zieger (F); **800**—Kidd (EC) 1:49.5, Jezek (F), Clarke (W&M), Averette (W&M), Duckworth (W&M); **MILE**—Barker (F) 4:15.7, Gsell (W&M), Graham (W&M), Klas (EC), Pugh (C); **3-MILE**—Snyder (W&M) 14:19.6, Louw (W&M), Guest (R), Fields (W&M), Dowd (W&M); **6-MILE**—Louw (W&M) 30:04.8, Fields (W&M), Koss (F), Schultz (W&M), Chapman (F); **120-HH**—Dobson (W&M) 14.0, Swetenburg (D), Detwiler (R), Smith (EC), McCutcheon (W&M); **440-H**—Wood (R) 51.0, Ryan (W&M), Kelsey (F), Detwiler (R), Rosser (R); **3000-M STEEPLE**—Gsell (W&M) 9:15.7, Guest (R), Pope (EC), Moore (VMI), Bernacki (C).

HJ—Toepke (W&M) 6-6, Quick (EC), Holt (C), Bowles (EC), Wolfe (VMI); **LJ**—Davenport (EC) 23-5, Malone (EC), Frye (EC), Griffith (VMI), Hunley (C); **PV**—Strode (W&M) 16-3, McDuffie (EC), Calkins (C), Becker (F), Miller (EC); **SP**—Dimitrouleas (F) 49-8¼, Peacock (EC), Utley (F), Pavlich (W&M), Eitelman (W&M); **DISC**—Dimitrouleas (F) 156-10, Fox (C), Peacock (EC), Crumpler (D), Utley (F); **JAV**—Hoffman (EC) 201-1, Ruch (W&M), Daniel (W&M), Stevens (W&M), Popovich (R); **HAM**—Utley (F) 133-5, Sommers (VMI), Dimitrouleas (F), Daniel (W&M), Galantry (VMI); **TJ**—Davenport (EC) 50-4¾, Wilkerson (EC), Swetenburg (D), Malone (EC), Wingerd (W&M).

RELAYS—440—Richmond (Williams, Macheras, Edwards, Napier) 41.4, Wm. & Mary, Davidson, East Carolina, VMI; **MILE**—Wm. & Mary (Dobson, Helmandollar, Duckworth, Clarke) 3:16.3, Furman, East Carolina, Richmond, VMI.

Southern California IAC Championships

SCORING—Occidental 97, Whittier 63½, Pomona 43½, Redlands 26, Caltech 17, Claremont-Mudd 13, La Verne 12.

100—Debato (W) 9.6, Redburn (P), Robinson (CT); **220**—Redburn (P) 21.5, Tomeu (W), Debato (W); **440**—Toth (O) 47.7, Wiggins (P), Janto (O); **800**—Kleinsasser (CT) 1:53.2, Sutherland (W), Hill (O); **MILE**—Stegsdill (O) 4:14.6, Nilsson (W), Bernard (W); **3-MILE**—Rude (O) 14:10.4, Alejandro (O), Moffit (O); **120-HH**—Hughes (R) 14.9, Hamley (W), Fuhrman (W); **440-H**—Hamley (W) 53.5, Price (O), Alquist (CT).

HJ—Graham (CM) 6-4, McKniff (CM), Edwards (O), Lyles (W); **SP**—Tucker (R) (P), Jakle (P); **PV**—Henderson (O) 14-6, Semken (R), Lykes (W); **DISC**—Wigton (O) 53-1¼, Wigton (O), Fenton (W); **DISC**—Wigton (O) 158-6, Tucker (R), Miller (R), **JAV**—Omphrey (O) 205-8, Peters (P), Edwards (O); **TJ**—Jakle (P) 47-1¾, Jaeger (L), Morris (W).

RELAYS—440—Whittier 41.2, Occidental, Pomona; **MILE**—Occidental 3:18.5, Pomona, Whittier.

Southland Conference Championships

SCORING—SW Louisiana 87, Louisiana Tech 59, Lamar 55, Arkansas St. 48, Abilene Christian 36, Trinity 3, UTex. Arlington 0.

100—Porter (SL) 9.4, Gullett (SL), Littles (L), Hill (Ar), Lester (La); **220**—Porter (SL) 21.2, Gullett (SL), Hill (Ar), Newton (LT), Lester (La); **440**—Colbert (La) 47.0, Colglazier (AC), Thompson (SL), Creuder (SL), Crowe (LT); **800**—Scurto (Ar) 1:54.6, Davidson (Ar), Harper (AC), Melancon (SL), Hall (LT); **MILE**—Botterill (SL) 4:10.4, Melancon (SL), Scurto (Ar), Beaty (SL), Packer (AC); **3-MILE**—Botterill (SL) 14:40.4, Melancon (SL), Hobbis (LT), Senorski (La), Breaux (SL); **120-HH**—Hill (Ar) 13.8, Henderson (SL), Hobbs (LT), Medley (Ar), Charlton (La); **440-H**—Robichaux (LT) 52.8, Stubbs (LT), Prejean (La), Medley (Ar), Hinton (La); **3000-M STEEPLE**—Holt (Ar) 9:49.2, Henderson (SL), Senorski (La), Reeves (LT), Chandler (AC).

HJ—Thornton (LT) 6-9, Eberg (LT), Dunnagan (T), Bevil (Ar), Linden (La); **LJ**—Bellis (Ar) 24-8½, Smith (LT), Mitchell (La), Bowser (La), Cook (SL); **PV**—Dalton (SL) 15-6, Hess (Ar), Howard (AC), Whitson (La), Robinson (La); **SP**—Martin (AC) 58-6¼, Hogan (AC), Brigham (SL), McMahen (LT), Tarver (La); **DISC**—Rice (La) 158-8, McMahen (LT), Hogan (AC), Brigham (SL), Singleton (La); **JAV**—Bamberg (LT) 247-6, Pere (La), Allen (LT), Rachal (SL), Garrett (SL); **TJ**—Robinson (La) 49-7½, Smith (LT), Cook (SL), Blanchette (SL), Foreman (SL).

RELAYS—440—SW Louisiana (Thompson, Gullett, Creuder, Porter) 40.6, Lamar, Ab. Christian, Louisiana Tech, Arkansas St.; **MILE**—SW Louisiana (Gullett, Burnett, Creuder, Thompson) 3:11.9, Lamar, Ab. Christian, Louisiana Tech, Arkansas St.

Southwest Conference Championships

SCORING—Texas 141, Rice 93½, SMU 70, Baylor 55, Texas A&M 54½, TCU 35, Texas Tech 24, Arkansas 23.

100—G. Pouncey (S) 9.4, Simpson (R), Collins (TCU), F. Pouncey (TCU), Mills (A&M); **220**—J. Pouncey (S) 20.9, Mills (A&M), Wadley (R), Collins (TCU), Simpson

(R); **440**—Cronholm (R) 52.2, Stevens (B), Gailey (B), Primeaux (T), Hodges (T); **880**—Whitley (S) 1:50.2, Grant (A&M), Hardin (TCU), Blackmon (A&M), Ostermann (B); **MILE**—Yarbrough (T) 4:10.9, Mayfield (B), Yarbrough (T), Gamble (T), Schroeder (R); **3-MILE**—Geis (R) 14:24.5, Ayres (S), Houk (A), Baldwin (TT), Colovin (T); **120-HH**—Hodges (T) 13.8, Lightfoot (T), Primeaux (T), Jones (A&M), Gailey (B); **440-HH**—Cronholm (R) 52.2, Stevens (B), Gailey (B), Primeaux (T), Hodges (T); **HJ**—Oates (T) 7-1½, Taylor (A&M), McGuire (A&M), Kafer (B), Tompkins (T); **LJ**—Brabham (B) 25-11, Berry (T), Combest (S), Ford (TT), Shipley (TCU); **PV**—Smalley (T) 16-0, Roberts (R), McMahan (A&M), Lee (T), tie Hoffman (A&M) and Lemmons (R); **SP**—Walker (S) 65-6, Dolegiewicz (T), Stadel (R), Tanner (TT), Mungler (A); **DISC**—Stadel (R) 197-5, Thomas (T), Dolegiewicz (T), Thomas (S), Scheele (TCU); **JAV**—Pearce (R) 232-5, Bowman (T), Mordica (A), Schweder (Ar), Hackney. **RELAYS**—**440**—SMU (Bradley, J. Pouncy, Austin, G. Pouncy) 41.3, Texas, Baylor, Rice, Texas Tech; **MILE**—Texas (Leifeste, Baggett, Brooks, Wright) 3:15.2, TCU, Baylor, Arkansas, Texas Tech.

Southwestern Athletic Conference Championships

SCORING—Tex. Southern 112, Southern U. 73, Prairie View 44, Grambling 42, Alcorn 29, Jackson St. 14, Miss. Valley 12.
100M—Taylor (TS) 10.2, McGee (A), Sincere (G), Robinson (A), Capitol (A); **220**—McGee (A) 21.0, Taylor (TS), Buffington (G), Martin (PV), Sumpter (TS); **440**—Redd (S) 46.7, Jenkins (TS), Austin (PV), Taylor (TS), Jett (J); **880**—Fulton (TS) 1:50.1, Sharp (PV), Brown (MV), Ingram (G), Cheris (S); **MILE**—Fulton (TS) 4:14.9, Taylor (S), Ward (MV), Johnson (TS), Tally (S); **3-MILE**—Fulton (TS) 14:04.0, Taylor (S), Shaw (PV), Tennyson (TS), Lockley (A); **120-HH**—Milburn (S) 13.5, Washington (TS), Alexander (S), Holland (G), Haliburton (PV); **440-HH**—Thompson (TS) 51.8, Jones (TS), Haliburton (PV), Washington (TS), Holland (G); **3000-M STEEPLE**—Johnson (TS) 9:42.2, Tally (S), Shaw (PV), Tennyson (TS), Bennett (PV).
HJ—Clifton (TS) 6-6, Haliburton (PV), Evans (J), Spuelock (S), Batiste (S); **LJ**—Wilmington (G) 24-4½, Allen (S), Felippen (TS), Thompson (TS), Combs (S); **PV**—Lee (G) 15-0, Newsome (G); **SP**—Everett (TS) 53-9¼, Price (MV), Frazier (TS), Nelson (A), O'Neal (G); **DISC**—Broadnay (S) 146-8, Frazier (TS), Jones (J), Nelson (A), Blount (S); **JAV**—Neal (PV) 207-9, Givens (G), Combs (S), Frazier (TS), Woodland (S); **HAM**—Frazier (TS) 134-9, Nelson (A), Minniewether (J), Henderson (TS), Harris (TS); **TJ**—Hill (S) 48-9½, McKay (G), Batiste (S), Woods (S), Neal (PV).
RELAYS—**440**—Tex. Southern (Barthon, Polk, Sumpter, Taylor) 40.1, Alcorn, Grambling, Southern U., Prairie View; **MILE**—Southern U. (Redd, Presley, Spearman, Watson) 3:10.6, Prairie View, Tex. Southern, Jackson St., Miss. Valley.

SUNY Conference Championships

SCORING—Cortland 73, Albany 50, Oneonta 32, Brockport 29½, Oswego 26, New Paltz 24, Fredonia 15, Buffalo St. 13, Potsdam 7, Geneseo 2, Plattsburgh ½.
100—Houtman (C) 10.0, Lawrie (C), Lashbrook (B), Sobel (A), McCarg (A); **220**—Lashbrook (B) 22.4, Lawrie (C), Odonkor (On), Richardson (A), Reeves (NP); **440**—Leone (On) 49.1, Hardy (B), Rodriguez (A), White (NP), Murphy (C); **880**—Payne (A) 1:57.3, Burns (C), Neill (C), Rodriguez (NP), Snell (A); **MILE**—Verdoliva (Os) 4:18.6, Suarez (Os), Poulsen (C), Reid (C), Colton (G); **2-MILE**—Frederick (A) 14:55.1, Pfeiffer (C), Suarez (Os), Verdoliva (Os), Colton (G); **120-HH**—Jackman (NP) 15.8, Suto (C), Raymond (On), Jablonski (C), Moss (B); **440-HH**—Streeter (A) 57.6, Lee (C), Raymond (On), Portwora (On), Moss (B).
HJ—Buso (Os) 6-4, Suto (C), Munz (NP), Jablonski (C), tie Reynolds (A) and Roche (Pl); **LJ**—McCarthy (BS) 22-3, Dawkins (B), Lawrie (C), Cring (C), McCarg (A); **PV**—Williams (On) 13-0, Buso (Os), tie Bliss (B) and Miller (On), Moieschick (C); **SP**—Vido (A) 49-6¼, Brunetti (C), Seigler (F), Strada (F), Halliday (C); **DISC**—Strada (F) 135-7, Seigler (F), Ferraro (C), Van Cleve (A), Fenton (P); **JAV**—Kingston (Po) 195-8, Roslowski (B), Andersen (A), Van Cleve (A), Buso (Os); **TJ**—McCarthy (BS) 43-7, Reynolds (A), O'Reilly (B), Cring (C), Mead (On).
RELAYS—**440**—New Paltz 43.3, Cortland, Oneonta, Albany, Brockport; **MILE**—Cortland 3:22.6, New Paltz, tie Oneonta and Albany, Buffalo St.

Upstate New York Championships

SCORING—Rochester Tech 54, Oneonta 49, Niagara 32, Houghton 30, Hobart 29, St. Bonaventure 24, Siena 23, St. John Fisher 16, Canisius 13, Potsdam 6, Ithaca 4, Geneseo 3, Hartwick 3, Eisenhower 2.
100—Odonkor (O) 10.2, Ezzo (N), Williams (Hob), Pignato (N), Frisinger (Hob); **220**—Odonkor (O) 22.7, Robinson (Hou), Estabrook (Ha), Ezzo (N), Baker (Hou); **440**—Spiecker (RT) 50.5, Patwora (O), Scott (O), Gigliotti (SB), Maley (SB); **880**—

West (Hou) 1:56.0, Ort (SB), Fuhrman (O), Newsum (E), Littlefield (Hob); **MILE**—Rukanshazia (Si) 4:18.6, Carter (N), Doehler (RT), Burhans (O), Colton (G); **2-MILE**—Rukanshazia (Si) 9:38.5, Carter (N), Doehler (RT), Godemote (G), Anderson (O); **120-HH**—Taylor (Hou) 15.2, Lenihan (Hob), Chaplin (RT), Driscoll (Hob), Raymond (O); **440-HH**—Chaplin (RT) 57.5, Dial (RT), Raymond (O), Potworn (O), Ferguson (N).
HJ—Jacques (SJT) 6-0, Barbieri (N), Williams (RT), Grover (N), tie King (Hob) and Brumthall (Hob); **LJ**—Arnold (C) 22-3¼, Jacque (SJT), Robinson (Hou), Coppola (C), Knauf (N); **PV**—Stepien (RT) 14-0, King (I), Williams (O), Willbond (Hob), Nichols (O); **SP**—Masilius (RT) 47-11, Kennedy (N), Thomas (Hob), Murray (Si), Schacter (Hob); **DISC**—Masilius (RT) 142-0, Santagelo (Si), Zupan (Hob), Murray (Si), Brooks (O); **JAV**—Kingston (P) 193-2, Masilius (RT), Grace (SB), Styles (O), Nowlin (O); **HAM**—Rapaport (Hob) 121-9, Dill (SB), Grace (SB), Masilius (RT), Pence (SB); **TJ**—Jacques (SJT) 46-1¼, Robinson (Hou), Arnold (C), Coppola (C), Doyle (Si).
RELAYS—**440**—Oneonta 43.1, Niagara, Houghton, Rochester Tech, Hobart; **MILE**—St. Bonaventure 3:25.0, Oneonta, Houghton, Siena, Hobart.

Virginia State Championships

SCORING—William & Mary 73, Virginia Tech 69, Virginia St. 42, Richmond 41, Virginia 33, Virginia Union 18, VMI 9, Hampden-Sydney 5, Roanoke 3, Hampton Inst. 3, Bridgewater 3, Madison 2, Wash. & Lee 1, Chris. Newport 1.
100—Merritt (V) 9.6, Moss (VS), Macheras (Ri), Roberts (VU), Halsey (VU); **220**—Macheras (Ri) 21.7, Allan (VS), Moss (VS), Roberts (VU), Ryce (W&M); **440**—Banks (T) 47.5, Napier (Ri), Bolden (VS), Wright (VU), Turner (VS); **880**—Clark (W&M) 1:52.5, DeCamps (V), Charrett (W&M), Johnson (VU), Averett (W&M); **MILE**—Louv (W&M) 4:15.3, Smith (VT), Graham (A&M), Marquee (VT), Warner (Ro); **3-MILE**—Snyder (W&M) 14:07.1, Meter (V), Cook (W&M), Fields (W&M), Smith (VT); **6-MILE**—Dowd (W&M) 30:08.4, Fields (W&M), Schultz (W&M), Boetcher (VT), Alto (CN); **120-HH**—Bolin (VT) 14.5, Detwiler (Ri), McCutcheon (W&M), Kacz (VT), Ryan (W&M); **440-HH**—Wood (Ri) 52.4, Kacz (VT), Stregale (VT), Riley (M), Peyton (V); **3000-M STEEPLE**—Guest (Ri) 9:12.4, Gsell (W&M), Moore (VMI), Tabb (V), Beamer (W&M).
HJ—Toepke (W&M) 6-6¼, Wolfe (VMI), Ransom (HI), Genheimer (HS), Reed (VS); **LJ**—Williams (Ri) 22-10½, Flesham (VT), Witherspoon (V), Applewhite (VS), Waller (VT); **PV**—Nuttymcombe (VT) 14-6, McClurg (V), Metzler (B), Soderquist (Ri); **SP**—Alexander (VT) 54-1½, White (VT), Hayes (VS), Taliaferro (VS), Scott (VU); **DISC**—White (VT) 155-3, Alexander (VT), Hayes (VS), Bailly (VMI), Fallis (W&L); **JAV**—Daniel (W&M) 200-0, Ruch (W&M), Gatsch (VT), Davis (VT), Stevens (W&M); **TJ**—Witherspoon (V) 48-6, Thompson (VS), Barger (HS), Schlotthober (Ro), Wingerd (V).
RELAYS—**440**—Virginia St. 41.2, Va. Union, Richmond, Wm. & Mary, Virginia Tech; **MILE**—Virginia St. 3:16.5, Va. Union, Virginia, Virginia Tech, Richmond.

Western Athletic Conference Championships

SCORING—UTex. El Paso 177, Brigham Young 108, Arizona St. 73, New Mexico 72, Arizona 60, Colorado St. 35, Utah 22, Wyoming 11.
100—H. Williams (T) 9.3, Stewart (T), Jackson (T), Odum (U), Brisco (A); **220**—H. Williams (T) 20.6, Jackson (T), Stewart (T), S. Williams (T), Henderson (NM); **440**—S. Williams (T) 45.2, Peoples (AS), Shields (C), Webster (U), Kemp (T); **880**—Cole (NM) 1:49.1, DeLaCerdia (T), Jones (T), Henry (NM), Murdock (B); **MILE**—Ellison (T) 4:02.1, Cummings (B), Allison (NM), Engen (W), Sotutu (T); **3-MILE**—Reid (B) 13:45.8, Groarke (C), Bednarski (T), Brown (T), Span (AS); **120-HH**—Redfean (B) 13.9, Barfield (A), Clark (A), Adsit (C), Mauck (NM); **440-HH**—Adsit (C) 50.7, Rondeau (T), Low (B), Young (B), Welsh (U); **3000-M STEEPLE**—Span (AS) 8:58.8, Engen (W), Sotutu (B), Cramer (B), Slagle (B).
HJ—Alaruto (B) 6-11, Bradley (AS), Abugattas (NM), Hyman (NM), Allen (A); **LJ**—Palmen (B) 24-8¼, Peoples (AS), Holder (AS), Brown (A), Steffes (NM); **PV**—Jernberg (NM) 16-0, Gurnow (T), Eaton (AS), Petree (T), Ray (B); **SP**—DeBernardi (T) 65-10, Arrhenius (B), Hoglund (T), Andrews (A), Pihl (A); **DISC**—Gunzel (A) 195-6, DeBernardi (T), Pecar (B), Zabelski (T), Smith (C); **JAV**—Smiding (NM) 249-3, George (B), Bennett (AS), Strickland (A), Hawkins (A); **TJ**—Hall (T) 52-3½, Langeand (B), Peoples (AS), Steffes (NM), Welsh (U).
RELAYS—**440**—UTex. El Paso (Stewart, S. Williams, H. Williams, Jackson) 39.5, Arizona, tie Arizona St. and Utah, Wyoming; **MILE**—UTex. El Paso (Kemp, Gustafson, Rondeau, H. Williams) 3:09.8, New Mexico, Arizona St., Utah, Arizona.

Yankee Conference Championships

SCORING—Massachusetts 72, Rhode Island 58, Connecticut 51, Boston U. 36, Holy Cross 33, Vermont 15, New Hampshire 13, Maine 10.

100—Metallo (Mass) 9.4, Akinkuoto (BU), Parkton (C), King (NH), Linder (C); **220**—Akinkuoto (BU) 22.3, Parkton (C), Goe (Mass), Busa (Mass), Harrington (V); **440**—Comeau (HC) 49.6, Sher (C), Trow (Mass), Hulme (C), Fetzner (C); **880**—Carr-Locke (BU) 1:54.0, Cherry (BU), Croft (Mass), Vogel (NH), Hassard (RI); **MILE**—Beatty (BU) 4:14.8, Peyton (HC), Thomas (Mass), Ferris (BU), Crisci (Mass); **2-MILE**—Thomas (Mass) 9:19.1, Crisci (Mass), O'Connell (Mass), McKusker (Mass), McCormack (HC); **120-HH**—Graves (Mass) 15.5, McMahon (RI), Hennessey (Mass), King (NH), Gorski (C); **440**—Bassaline (C) 54.9, Rounger (Mass), Orr (HC), McMahon (RI), Bradford (BU).

HJ—Evans (C) 6-7½, Reeves (V), Hughes (RI), Hughes (Mass), Marceau (C); **LJ**—Ford (RI) 23-1, King (NH), Geraghty (Mass), Hartford (Mass), Glinton (Me); **PV**—Findeisen (RI) 15-0, Ford (RI), Raegel (NH), Marshak (Me), Evans (C); **SP**—Bilza (V) 50-1, Hickey (HC), Clines (I), Furness (RI), McAlaney (Mass); **DISC**—Kavanaugh (HC) 148-7, Biosvert (Mass), Bilza (V), Morrison (HC), Evans (C); **JAV**—Ianetta (RI) 239-4, Santangini (RI), Turner (Me), Cosentino (RI), Queeney (Mass); **HAM**—Furness (RI) 199-1, Bessette (C), Paliwoda (C), Morrison (HC), Beaulieu (Me); **TJ**—Weed (RI) 46-11½, Gillams (Mass), Geraghty (Mass), Ford (RI), Borden (Me).

RELAYS—**440**—Massachusetts 42.6, Connecticut, Boston U., Holy Cross, Vermont; **MILE**—Connecticut 3:19.6, Boston U., Holy Cross, Maine, Rhode Island.

Arlington Relays

SCORING—Okla. State 111, Texas A&M 64, SMU 38½, West Texas St. 24, TCU 13½, Texas Tech 13, UTex. Arlington 8.

100—Pouncy (SMU) 9.4, Schultz (O), Burks (O), White (O), Barre (A&M); **220**—Schultz (O) 20.7, Mills (A&M), Pouncy (SMU), Burks (O), White (O); **440**—Brodhed (A&M) 48.4, Stolpe (O), McCabe (TT), Brew (A&M), Stone (UTA); **880**—Whitley (SMU) 1:54.8, Blackmon (A&M), Hardin (TCU), Maltby (O), Manke (O); **MILE**—Halberstadt (O) 4:12.8, Boatright (O), Hogan (WT), Parsons (SMU), Dixon (SMU); **3-MILE**—Halberstadt (O) 14:05.0, Boatright (O), Ybarbo (A&M), Harter (O), Dixon (SMU); **120-HH**—Bolding (O) 14.0, Brown (WT), Jones (A&M), Harvey (A&M), Thomas (O); **440-H**—Bolding (O) 52.3, Prince (A&M), Cox (UTA), Kurrasch (O), Thornton (O).

HJ—McGuire (A&M) 6-6, Taylor (A&M), Mayo (A&M), tie Buck (SMU) and Brown (TCU); **LJ**—Wright (O) 23-8½, Twinting (O), Holland (O), Combest (SMU), Shipley (TCU); **PV**—McMahan (A&M) 15-6, Peterek (A&M), Hoffman (A&M), Snow (WT), Hoffman (A&M); **SP**—Walker (SMU) 57-11½, Marks (TT), Benien (O), Tanner (TT), Johnson (WT); **DISC**—Benien (O) 170-4, Johnson (WT), Reid (UTA), Bishop (TCU), Thomas (SMU); **JAV**—Ratliff (O) 213-8, Bowman (TT), Bishop (TCU), Snow (WT), McCasland (TT); **TJ**—Combest (SMU) 46-5, Childers (WT), Gunther (O), Wright (O), Shipley (TCU).

RELAYS—**440**—Okla. State (Burks, Kurrasch, Schultz, Bolding) 40.8, SMU, West Texas St., Texas A&M, Texas Tech; **MILE**—Texas A&M (Brew, Swaggerty, Blackmon, Brodhed) 3:13.6, Okla. State, TCU, Texas Tech, UTex. Arlington.

10th Carolina State-Record Relays

TEAMS—Auburn, Baptist, Catawba, Clemson, Colgate, Davidson, Duke, East Carolina, East Tennessee, Florida, Florida St., Furman, Georgia, Georgia Tech, Hamilton, Middle Tenn., North Carolina, N.C. State, Richmond, South Carolina, Valparaiso.

100—Holloway (ET) 9.8, Napier (R), Canzonieri (NC), Jenkins (FL), Macheras (R); **2-MILE**—Cusack (ET) 8:52.1, Majors (GT), Widgeon (NC), tie Browder (Du) and Ritchie (NCS); **120-HH**—Richardson (Au) 14.5, Power (FL), Porter (MT), Smith (EC), Swetenburg (Da); **440-H**—Wood (R) 51.5, Bresler (Au), Copeland (Cl), tie Koob (NCS) and Herman (FL); **3000-M STEEPLE**—Beardmore (Du) 8:54.5, Leddy (ET), Layne (B), Guest (R), Black (V).

HJ—Dunn (Co) 7-¾, Agnew (MT), tie among Head (B), Hilliard (NC) and Williams (G); **LJ**—Haynes (MT) 23-6¾, West (NC), Tucker (G), Coleman (FL), Moon (Cl); **PV**—McMillan (FS) 16-1, Cotton (FL), Rosser (G), tie Wachwitz (Cl) and Bryan (SC); **SP**—Nelsen (FL) 54-8, Larrison (FL), Crowder (FL), Sorin (SC), Taylor (Ca); **DISC**—Broom (SC) 166-11, Blair (B), Sorin (SC), Courtney (FL), Dimitrouleas (FL); **JAV**—Buck (FS) 217-5, Meade (ET), Dunn (FS), Crowell (NCS), Zehnder (Cl); **TJ**—Davenport (EC) 51-½, Kelly (NC), Coleman (FL), McClure (Mt), Haynes (MT).

RELAYS—**440**—Richmond (Williams, Macheras, Edwards, Napier) 41.9, North Carolina, tie Clemson and Georgia, Florida; **MILE**—South Carolina (Reid, McLeod, Schaper, Dempsey) 3:15.5, North Carolina, Florida, Auburn, tie Richmond and Middle Tenn.; **2-MILE**—South Carolina (Brown, Dempsey, Sheley, Schaper) 7:36.2, Baptist, Furman, Auburn, Florida St.; **SPRINT MEDLEY**—South Carolina (Small, Eidson, Dempsey, Schaper) 3:24.9, East Carolina, East Tennessee, Furman, N.C. State; **DISTANCE MEDLEY**—North Carolina (Stewart, Wheless, Waldrop, McAfee) 9:49.9, N.C. State, Georgia Tech, Clemson, Hamilton.

Colorado Relays

SCORING—Brigham Young 86, Colorado 58½, Colorado St. 51½, Utah 24½, Adams St. 16, Southern Colo. 7, Northern Colo. 5½, Colo. Western 6, Col. Mines 2.

100—Branch (C) 9.4, Ausbie (CS), Odum (U), tie Brunson (C) and Webb (unatt); **220**—Branch (C) 21.4, Webb (unatt), Bennett (C), Brunson (C), Ausbie (CS); **440**—Nichols (A) 47.5, Shields (CS), Brown (unatt), Sweeney (BY), Stadelman (BY); **880**—Zaragoza (A) 1:53.3, Sigley (CS), Muddock (BY), Cronin (C), Robertson (U); **MILE**—Cummings (BY) 4:10.6, Gregorio (C), Castaneda (C), Wilson (A), Roberts (A); **3-MILE**—Groatke (CS) 13:52.3, Reid (BY), Gregorio (C), McKinley (C), Ellis (U); **120-HH**—Fisher (unatt) 14.1, Redford (BYO), Adsit (CS), Kirby (BY), Ginther (CS); **440-H**—Adsit (CS) 52.4, Lowe (BY), Ginther (CS), Welshe (U), Fisher (unatt); **3000-M STEEPLE**—Sotuti (BY) 9:26.4, Cramer (BY), Kearns (BY), Moritz (C), Weeks (A).

HJ—Arkley (C) 6-6½, Biar (CS), Fisher (unatt), tie Morgan (CS), and Mounsey (C); **LJ**—Palmer (BY) 23-10, Grant (SC), Bailey (SC), Odum (U), Adams (C); **PV**—Bussabarger (C) 16-4, Yates (BY), Ray (BY), Hogan (CM), tie Speer (C) and Davies (NC); **SP**—Arrhenius (BY) 60-5½, Gatheright (CS), Pagnotta (C), Potter (NC), Briggs (CS); **DISC**—Pecar (BY) 181-1, Smith (CS), Olson (BY), Vest (C), Wedman (C); **JAV**—George (BY) 247-0, Pihl (BY), Spears (U), Baardson (C), Liddiard (U); **TJ**—Tate (CW) 49-5½, Nyumutei (C), Welsh (U), Jacobsmeier (NC), Baxter (BY).

RELAYS—**440**—Brigham Young (Redfearn, Himebaugh, Ketcheson, Lowe) 41.0, Utah, Colorado St., Northern Colo., Adams St.; **MILE**—Colorado St. (Lawrie, Ginther, Adsit, Shields) 3:15.7, Utah, Brigham Young, Colorado.

6th Dogwood Relays

TEAMS—Ann Arbor TC, Arkansas St., Auburn, Bowling Green TC, Canadian National, East Tennessee, Eastern Ky., Fisk, Florida St., Florida TC, Georgia Tech, Kentucky, Kentucky St. Knoxville TC, Lexington TC, Memphis St., Michigan, Middle Tenn., Murray St., New York AC, Ohio U., Ohio State, Ohio TC, Philadelphia Pioneers, Shore AC, Sports International, Tennessee, Tenn. Tech, Toronto Striders, U.S. Air Force, U.S. Army, Villanova, Va. Tech, Wabash, Western Carolina, Western Ky. TC.

100M—Hurd (PP) 10.6, Hammond (MeS), Holloway (ET), Vaughn (unatt), Harris (OS); **200M**—Vaughn (unatt) 20.9, Hurd (PP), Garrett (KS), Whigham (Ten), Knox (ET); **1500M**—Bailey (WC) 3:48.1, Mason (NY), Slaven (FTC), Kurtz (OS), Walton (GT); **5000M**—Lightfoot (AA) 14:18.6, Brown (Ten), Cusack (ET), Jones (USAF), Majors (GT); **10,000M**—Walsh (Vil) 29:30.0, Brown (Ten), Sink (BG), Bowerman (Wab), Cusack (ET); **110M-HH**—Murray (Mic) 13.9, Peters (Ky), Mattina (Ten), Reeves (Mic), Young (Fi); **400M-H**—Atkins (FTC) 51.1, Bruggeman (OTC), Steele (AA), Bresler (Au), Maille (MT); **3000-M STEEPLE**—Brown (FTC) 8:54.5, Baldwin (Ky), Leedy (ET), White (Wab), Hadley (Ky).

HJ—Jourdan (FTC) 7-1, Ferragne (CN), Bedgood (unatt), Muirhead (unatt), Fischer (FTC); **LJ**—Boston (KTC) 26-5½, Haynes (MT), Bellis (AS), Chilton (KTC), Russell (AA); **PV**—Hess (AA) 16-6, Barrett (AA), McMillen (FS), Rayford (unatt), Etheridge (GT); **SP**—Adams (Mic) 59-2½, Davis (AA), Stock (Ten), White (VT), Crowder (FS); **DISC**—Swartz (SAC) 209-9, Drescher (SI), Knop (unatt), Stoltman (WKTC), Miller (OTC); **JAV**—Dowswell (OU) 249-1, Sonsky (NY), Arbeau (TS), Wallis (USA), Beal (FTC); **HAM**—Zilincer (SAC) 182-9, Sabbatine (LTC), Fischer (Ky), Stimson (unatt); **TJ**—McClure (MT) 52-3, Haynes (MT), Larkins (AA), McBryde (unatt), Gaines (WC).

RELAYS—**440**—Memphis St. (Knight, Fox, Miller, Hammonds) 39.9, Tennessee, Michigan, Kentucky St., Middle Tenn.; **880**—Tennessee (Whigham, Hawk, James, Henderson) 1:23.8, Memphis St., Kentucky St., Georgia Tech, Florida St.; **MILE**—Murray St. (Jacobs, Francis, Samuels, Sowerby) 3:12.9, Tennessee, Kentucky St., Middle Tenn., Michigan; **2-MILE**—Villanova (Kell, Wright, McLoughlin, Schappert) 7:38.4, Arkansas St., Florida St., Tenn. Tech, Ohio State; **SPRINT MEDLEY**—Middle Tenn. (Kennedy, Wilson, Johnson, Huffman) 3:25.1, Murray St., East Tennessee, Memphis St., Tennessee; **DISTANCE MEDLEY**—Tennessee (Hawkins, Henderson, Thomas, Zoeller) 9:49.2, Michigan, Villanova, Kentucky, Florida St.; **480 SHUTTLE HURDLE**—Tennessee (Cutler, Mattina, Flowers, High) 58.2, Virginia Tech, Eastern Ky.

Drake Relays

TEAMS—Abilene Christian, Air Force, Alcorn A&M, Ashland, Augustana (Ill.), Ball State, Baylor, Bowling Green, Bradley, British Columbia, Buena Vista, Carleton, Central, Central Mich., Chicago, Cincinnati, Coe, Colorado, Concordia (Ill.), Cornell, Dallas Baptist, Doane, Drake, Dubuque, Eastern Ill., Eastern Ky., Eastern Mich., Eastern N.M., Eastern Tenn., Eastern Wash., Emporia St., Florida St., Ft. Hays St., Georgia, Graceland, Grambling, Grinnell, Hamline, Hastings, Houston, Illinois, Illinois St., Indiana St., Iowa, Iowa State, Iowa Wesleyan, Kansas, Kansas St., Kearney St., Kent State, Kentucky, Lincoln, Loras, LSU, Luther, Manitoba, Mankato St., Memphis

St., Miami (O.), Mich. State, Michigan Tech, Middle Tenn., Minnesota, Missouri, Montana, Morningside, Nebraska, Neb. Wesleyan, New Mexico, N. D. State, North Texas St., NE Louisiana, NE Missouri, Northern Ill., Northern Iowa, Northwestern, Northwestern (Ia.), Notre Dame, Ohio U., Oklahoma, Okla. Christian, Okla. State, Ottawa, Parsons, Peru State, Pittsburgh, Prairie View, Purdue, Rice, Richmond, St. Ambrose, St. Cloud St., St. John's (Minn.), St. John's (N.Y.), St. Olaf, Saskatchewan, Simpson, Sioux Falls, South Dakota, S.D. Springfield, S.D. State, Southern U. Southern Ill., SMU, SW Michigan, Tarkio, Tennessee, Texas, Texas A&M, TCU, Texas Southern, Texas Tech, UI Chicago, UNeb., Omaha, UTEx. El Paso UW Parkside, Wartburg, Washington, Washington (Mo.), Western Ill., Western Ky., Western Ont., West Texas St., Westmar, Whitworth, Wichita St., William Penn, Winona St., Wisconsin.

100-Washington (MicS) 9.6, Hammonds (MeS), McGee (Al), Crawford (EM), Ameron (Li); **100-M (Inv.)**—Crockett (SI) 10.5, Taylor (TS), Ware (PPC), Greene (Army), Washington (MicS); **800-M (Inv.)**—Van Zijl (unatt.) 1:46.4, Winzenried (Club West) Sparts (CTC), Swanson (unatt.), Peterson (MATCL); **MILE**—Bach (Northw) 4:03.1, Walker (WieS), Stewart (LSU), Corman (KaS), Yarbrough (TX); **MILE (Inv.)**—Maplestone (EW) 4:00.4, Rose (unatt.), Kaal (PCC), Van Dyke (Club West), Stewart (unatt.); **3-MILE**—McLaren (WO), Sink (BGTC), Minty (EM), Shorter (FTC), Bachelier (FTC); **6-MILE**—Shorter (FTC) 27:38.0, Bachelier (FTC), Cusack (ET), Halberstadt (OKS), Hale (Whi); **MARATHON**—Rosa (UWP) 2:22.13, Spencer (G), Warthan (IS), Harter (OKS), Roe (unatt.); **120-HH**—Milburn (SU) 13.6, Hodges (Tex), Lightfoot (Tex), Brown (WT), Abovade-Cole (IIS); **440-H**—Cronholm (Rice) 51.0, Bornkessel (Ka), Lee (KS), Hodges (Tex), Baker (As); **440-H (Inv.)**—Bolding (OKS) 50.1, Bruggeman (unatt.), Mann (unatt.), Wood (Rich), Druckry (KeTC); **3000-M STEEPLE**—Leddly (ET) 8:46.0, Boatright (OKS), Callen (KS), Myers (BS), Moritz.

HJ—Schur (Ka) 7-0, Matzdorf (Wis), Bernard (SI), Kafer (Bay), Hansbrough (Mo); **SI (Special)**—Matzdorf (Wis) 7-0, tie Bowers (CTC), Heikkila (Minn), and Bernard (SI), Radetich (Ore), Elliott (PCC); **LJ**—Bolín (Pu) 25-3½, Brabham (Bay), Rea (Pi), Gregory (MicS), Lanier (Cin); **PV**—Roberts (Rice) 17-5, Craig (Ok), Hatcher (Ka), Wallick (Mia), Marrs (KS); **PV (Special)**—Isaakson (Sweden) 17-0, Lagerquist (Sweden), Swenson (Dr); **SP**—DeBernardi (UTEP) 60-10½, Anderson (Min), LeDuc (Ka) Guevara (Ka), Brosius (KaS); **SP (Special)**—Feuerbach (unatt.), Oldfield (CTC), Stuart (CTC), Salb (Ka), Stuart (WKTC); **DISC**—DeBernardi (UTEP) 186-1, Stadel (NM), Eneix (WK), Brosius (KaS), Thomas (Tex); **JAV**—Winn (Ot) 254-3, Smiding (Rice), Morland (KaS), Colson (Ka), Holloway (IS); **HAM**—Accambray (KenS) 213-7, Kavenagh (Oh), Doherty (EM), Grayson (EM), Borcherding (IIS); **TJ**—Lanier (Cin) 52.9, Onyango-Sumba (Wis), Brown (DB), McClure (MT), Harris (SI); **DECATHLON**—Jenner (Grace) 7678, Hill (OkC), Miller (Athens), Harvey (USAF), Hackney (Tex).

UNIVERSITY RELAYS—440—Colorado (Branch, Bennett, Branson, Daniels) 40.1, Southern Ill., Memphis St., Purdue, Kansas St.; **880**—Southern Ill. (Sutton, Erickson, Patterson, Crockett) 1:23.1, Colorado, North Texas St., Purdue, Memphis St.; **MILE**—LSU (Coffee, Mobley, Stephens, Willis) 3:07.1, Okla. State, Illinois, Southern Ill., Rice; **2-MILE**—Illinois (Phillips, Durkin, Mango, LaBadie) 7:21.0, Missouri, Nebraska, Drake, LSU; **SPRINT MEDLEY**—Kansas (Scavuzzo, Lutz, Stepp, Jacques) 3:16.5, Illinois, Drake, LSU, Texas A&M; **DISTANCE MEDLEY**—Kansas St. (Vinson, Lee, Hitchcock, Howe) 9:31.8, Illinois, Missouri, Mich. State, Wisconsin.

COLLEGE RELAYS—440—Alcorn A&M (Sims, McGee, Brown, Capitol) 40.3, Eastern N.M., Dallas Bapt., Prairie View, Eastern Mich.; **880**—Texas Southern (Sumpter, E. Taylor, R. Taylor, Polk) 1:23.9, Dallas Bapt., Lincoln, Prairie View, Eastern Mich.; **MILE**—Dallas Bapt. (Evans, Baldwin, Williams, Pyle) 3:08.6, Prairie View, Southern U., Lincoln, Eastern Mich.; **2-MILE**—Ashland (Brown, Foster, Bovd, Fabian) 7:29.4, Eastern Mich., Prairie View, UNeb., Omaha, Ft. Hays; **SPRINT MEDLEY**—Texas Southern (E. Taylor, Polk, R. Taylor, Fulton) 3:15.9, Lincoln, Doane, Eastern Mich., Southern U.; **DISTANCE MEDLEY**—Eastern Mich. (Collins, Vinson, LaPlante, Minty) 9:45.4, N. D. State, Ft. Hays, Ashland, Eastern N.M.

UNIVERSITY-COLLEGE RELAYS—480 **SHUTTLE HURDLE**—Texas (Lightfoot, Herndon, Primeaux) 56.8, Kansas, Illinois, Pittsburgh; **4-MILE**—Mich. State (Ron Cool, Rob Cool, Kilpatrick, Popejoy) 16:26.6, Bowling Green, Okla. State, Wisconsin, Missouri.

Kansas Relays

TEAMS—Ab. Christian, Adams St., Baylor, Colorado, Colorado St., Dallas Bapt., Doane, Drake, Eastern N.M., Elmwood TC, Florida TC, Ft. Hays St., Graceland, Houston Striders, Illinois, Illinois St., Iowa, John Brown, Kansas, Kansas St., Kentucky St., Lincoln, Michigan, Mich. State, Minnesota, Missouri, Morningside, Navy, Nebraska, Neb. Wesleyan, NE Missouri, Northern Ill., Northwestern, Oklahoma, Okla. Christian, Okla. State, Ottawa, Pittsburg St., Prairie View, Rice, S. D. State, Southern Ill., SMU, SW Missouri, St. John's, Texas, Texas A&M, TCU, UNeb., Omaha, Wichita St., Wyoming.

100—Branch (C) 9.4, Schultz (S), Williams (KaS), Hargrett (DB), Brunson (C); **MILE**—Bach (Nw) 4:04.3, Walker (WS), Hill (SI), Bentley (SDS), Durkin (Il); **3-MILE**—Lukada (HS) 13:40.6, Shorter (FTC), Stewart (unatt), Geis (R), Groarke (CS); **6-MILE**—Heierding (O) 28:52.6, Pharr (WS), Hoelting (L), Eichner (IS), Lee (Cr); **120-HH**—Murray (Mic) 14.0, Hodges (Tex), Lightfoot (Tex), Jaques (NI), Abovade-Cole (IS); **440-H**—Bolding (OS) 50.4, Cronholm (R), Lee (KaS), Adsit (CS), Cassleman (MS); **3000-M STEEPLE**—Timm (unatt) 8:46.6, Gross (Il), Enger (Wy), Kilpatrick (MS), Callen (K); **MARATHON**—Ziegler (O) 2:23:07.0, Baer (CS), Hendricks (ETC), Brame (JB), Low (JB).

HJ—Schur (K) 7-4, Stoner (O), Bernard (SI), Taylor (TAM), Nielson (NW); **LJ**—Brabham (B) 25-7, Seay (K), Stull (K), Walker (PS), Gray (Mo); **PV**—Roberts (R) 16-6, Hatcher (K), Albritton (NEM), Marrs (KaS), Hardwick (KaS); **SP**—Walker (SMU) 62-2, Anderson (Min), Adams (Mic), Bilder (NI), Frieze (Mo); **DISC**—Stadel (R) 173-10, Brosius (KaS), Bemien (OS), Thomas (Tex), Neugent (OC); **JAV**—Morland (KaS) 254-0, Holloway (IS), Colson (K), Pearce (R), Winn (Ot); **HAM**—McLaughlin (Na) 188-7, Neugent (OC), Welihozkiy (Na), McGree (SI), Bilder (NI); **TJ**—Stull (K) 50-8½, Brown (DB), Gereidine (NEM), Gregory (MS), Gray (Mo); **DECATHLON**—Hill (OC) 7,530, Wedman (C), Jenner (C), Albritton (NEM), Frank (SDS).

UNIVERSITY RELAYS—440—Southern Ill. (Sutton, Erickson, Patterson, Crockett) 40.1, Colorado, SMU, Kansas St., Ab. Christian; **880**—Southern Ill. (Sutton, Erickson, Patterson, Crockett) 1:23.3, Kansas, SMU, Okla. State, Kansas St.; **MILE**—Okla. State (Stolpe, Kurrasch, Bolding, Schultz) 3:06.8, Oklahoma, Texas, Nebraska, Missouri; **2-MILE**—Illinois (Mango, Phillips, Kaemerer, LaBadie) 7:23.2, Missouri, Drake, Nebraska, Baylor; **4-MILE**—Illinois (Phillips, Durkin, Gross, LaBadie) 16:31.8, Missouri, Kansas St., Mich. State, Okla. State; **SPRINT MEDLEY**—Kansas (Scavuzzo, Stepp, Lutz, Jacques) 3:22.4, Drake, Texas, TCU, Nebraska; **DISTANCE MEDLEY**—Mich. State (Cool, Cassleman, Cool, Popejoy) 9:41.6, Kansas St., Missouri, Okla. State, Iowa.

COLLEGE RELAYS—440—Prairie View (Jackson, Martin, Jones, Deckard) 41.0, Eastern N.M., Dallas Bapt., Lincoln, Morningside; **880**—Dallas Bapt. (Hargrett, Pyle, Denton, Baldwin) 1:24.4, Lincoln, Prairie View, Kentucky St., Doane; **MILE**—Lincoln (Byndom, Lyles, Conner, Thomas) 3:10.8, Prairie View, NE Missouri, S. D. State, Ft. Hays; **2-MILE**—Dallas Bapt. (Martin, Evans, Bolser, Williams) 7:30.6, Prairie View, Lincoln, UNeb., Omaha, Ft. Hays; **SPRINT MEDLEY**—Dallas Bapt. (Denton, Baldwin, Pyle, Williams) 3:25.1, Lincoln, Prairie View, Doane, NE Missouri; **DISTANCE MEDLEY**—Eastern N.M. (Bigley, Yavala, Yochum, Maddaford) 9:52.0, Ft. Hays, SW Missouri, Adams St., S. D. State.

Kentucky Relays

TEAMS—Akron, Allegheny CC, Allegheny CC-South, Ann Arbor TC, Ashland, Auburn, Ball State, Boston AA, Bowling Green, Bowling Green TC, Central Mich., Chicago, Chicago TC, Cincinnati, Cincinnati TC, Clemson, Columbus Community TC, Cumberland, Cuyahoga CC, Delaware, Eastern Ky., Eastern Mich., Eastern Mich. TC, Edinboro St., Ferris St., Ferris St. TC, Fisk, Harvard, Hoskie TC Illinois, Illinois St., Illinois St. TC, Indiana, Indiana Striders, Kent State, Kent TC, Kentucky, Kentucky St., Kettering Striders, Knoxville TC, Kogonsa TC, Lexington TC, Lincoln Land CC, Louisville TC, Loyola, Marshall, Meramec CC, Miami TC, Middle Tenn., Milan TC, Northern Ill., Ohio U., Ohio State, Ohio TC, Philadelphia Pioneers, Pittsburgh, Purdue, Southern Ill., Southern Ill. TC, SW Michigan, Tennessee, Toledo, Toronto OC, UT Chattanooga, U.S. Air Force, Vincennes JC, Va. State, West Virginia TC, Western Ky., Western Ky. TC, Western Mich., Wisconsin, Wilberforce.

100M (open)—Ware (Cl) 10.4, Crawford (EM), Swanston (EM), Morton (V), Watkins (BG); **100M (inv.)**—Green (PP) 10.5, Crockett (SI), Love (In), Goodrich (ChTC), Vaughn (unatt); **660**—Fabian (As) 1:19.3, Jenkins (Cl), Ramsey (Loy), Hawkins (Te), Jordon (KyS); **1500M**—Wohlheuter (ChTC) 3:51.5, Foster (As), Berg (IIS), Sparts (ChTC), Snyder (BS); **5000M**—Herold (Wis) 14:07.6, Baldwin (Ky), Lightfoot (AA), Mandera (In), Harris (WM); **10,000M**—Minty (EM) 29:10.1, Baldwin (Ky), Gross (Il), Mandera (In); **110M-HH**—High (Te) 13.8, Derr (CM), Peters (Ky), Mattina (Te), Bouyer (FSTC); **400M-H**—Steele (AA) 52.7, Copeland (Cl), Baker (ChTC), Fasules (Il), tie Cartwright (EM) and Stratton (WM); **3000-M STEEPLE**—Brown (Te) 8:55.4, Kelly (In), Sink (BGTC), Myers (BS), Gorsalitz (WM).

HJ—Adama (In) 7-0, Matzdorf (Wis), Bernard (SI), Dykstra (Il), Agnew (MT); **LJ**—Bolín (Pu) 24-9½, Rea (Pi), Boyd (Fi), Lanier (Ci), Newben (BG); **PV**—Robards (WM) 15-0, Crail (Wis), Bruce (IIS), tie Ullom (SI) and Johnson (IS); **SP**—Bilder (NI) 58-2, Eneix (WK) tie Hein (Pi) and O'Dell (In), Carther (IIS); **DISC**—Eneix (WK) 175-8, Schoterman (KeS), David (In), Deming (In), Dykstra (Il); **JAV**—Downswell (OU) 245-4, Martin (Te), Kozlesky (Ky), Kiser (WM), Leone (BG); **HAM**—Accambray (KeS) 215-0, Schoterman (KeS), Phillips (WM), Kavanagh (OU), Kirkland (KeS); **TJ**—Onyango-Sumba (Wis) 49-3, Rea (Pi), Beckham (MoS), Osanife (IIS).

RELAYS-440—Southern Ill. (Sutton, Erickson, Patterson, Crockett) 40.9, Kentucky St., Tennessee, Illinois St., Eastern Mich.; **880**—Southern Ill. (Sutton, Erickson, Patterson, Crockett) 1:25.4, Indiana, Tennessee, Illinois St., Eastern Ky.; **MILE**—Indiana (Johnson, Close, Taylor, Wallace) 3:15.2, Eastern Mich., Wisconsin, Eastern Ky., Pittsburgh; **2-MILE**—Illinois (Mango, Kaemerer, Phillips, LaBadie) 7:36.4, Tennessee, Eastern Mich., Ball State, Indiana, Kent State; **4-MILE**—Bowling Green (Danforth, Breeze, Macdonald, Wottle) 17:05.7, Illinois, Wisconsin, Tennessee, Indiana; **SPRINT MEDLEY**—Bowling Green (Watkins, Fegley, Farver, Wottle) 3:23.4, Tennessee, Eastern Mich., Illinois, Southern Ill.; **DISTANCE MEDLEY**—Purdue (Parrish, Patrick, Priebe, Haacker) 10:00.9, Wisconsin, Western Ky., Southern Ill., Eastern Mich.; **SHUTTLE HURDLE**—Tennessee (Giltner, Flowers, Mattina, High) 57.8, Pittsburgh, Central Mich., Western Mich., Illinois.

Penn Relays

TEAMS—Adelphi, Alfred, American U., Amherst, Army, Auburn, Baldwin-Wallace, Baruch, Bloomsburg St., Boston Col., Boston U., Bridgeport, Brooklyn Col., Brown, Bucknell, C.W. Post, Catholic U., Central Conn., Cheyney St., CCNY, Clarion St., Coast Guard, Colgate, Columbia, Connecticut, Cornell, Cortland St., Dartmouth, Delaware, Delaware St., Dela. Valley, Dickinson, Drexel, Duke, East Stroudsburg, Eastern Ky., Edward Waters, Fairfield, Fair. Dickinson, Fairmont St., Federal City, Florida, Florida A&M, Fordham, Frank & Marsh., Furman, Gallaudet, Georgetown, Glassboro St., Hampton Inst., Harvard, Haverford, Hofstra, Holy Cross, Howard, Indiana, Iona, Jersey City St., Johns Hopkins, Johnson C. Smith, Juniata, Kent State, Kentucky, Kentucky St., Kings Point, Kutztown St., Lafayette, LaSalle, Lehigh, Lehman, Lincoln, Lock Haven, Loyola (Ill.), Manhattan, Marist, Maryland, Massachusetts, Mayaguez A&M, Miami, Michigan, Millersville, Montclair St., Morgan St., Mt. St. Mary's Muhl-enberg, Navy New Paltz, N.Y. Tech, NYU, Norfolk St., North Carolina, No. Caro. A&T N.C. Central, Northeastern, Notre Dame, Ohio State, Pennsylvania, Penn State, Pittsburgh, PMC Colleges, Princeton, Puerto Rico, Queens, Rhode Island, Rider, Rochester, Rutgers, St. John's, St. Joseph's, St. Peter's, Seton Hall, Shippensburg, Slippery Rock, South Carolina, Southern Conn., Springfield, Susquehanna, Swarthmore, Syracuse, Temple, Tennessee, Toronto, Towson St., Trenton St., Union, Ursinus, UMD, Eastern Shore, UTex. El Paso, Villanova, Virginia, Virginia St., Virginia Union, Wagner, Washington, Wayne St., Wesleyan, West Chester, West Virginia, Western Mich., William & Mary, Wm. Paterson, Worcester St., Yale, York.

100—Robinson (FAM) 9.3, Williams (UTEP), Butler (UMES), Lide (JCS), Jackson (UTEP); **3-MILE**—Fredericks (PS) 13:31.5, Harris (WMic), Keogh (Man), Hayward (Ky), Fischer (Sy); **120-HH**—Foster (NCC) 13.7, Murray (Mic), Mattina (Ten), Dodson (W&M), Johnson (NCC); **3000-M STEEPLE**—Lucas (Geo) 8:40.0, Kelley (In), Stintzi (WMic), Allahand (PS), Gorsalitz (WMic).

HJ—Dunn (Colg) 7-2, Adama (In), Halton (Pr), Harkins (Na), tie Mann (Mic) and Gronewaldt (Geo); **LJ**—Geter (Ten) 24-11½, Coleman (Fla), Radcliffe (Ten), Santos (PR), Colbert (KyS); **PV**—Hurley (Fla) 16-0, Strode (W&M), Klyop (Vil), Robaros (WMic), Boughman (In); **SP**—Hoglund (UTEP) 62-11½, Adams (Mic), Cortina (ND), Hill (Lehi), MacLachlen (Mary); **DISC**—Adams (Mic) 175-0, Schoterman (KentS), Corrigan (Mary), Zabelski (SCar); **JAV**—George (Mary) 245-10, DePalma (Penn), Hall (Norfs), Pozzike (Com), Gill (PS); **HAM**—Schoterman (KentS) 221-9, Bredice (SCon), McDermott (NYU), Furness (RI), McLaughlin (Na); **TJ**—Hall (UTEP) 50-5¼, Coleman (Fla), Witherspoon (Vir), Bilmanis (Mary), Watt (Tor).

RELAYS-440—Norfolk St. (Pugh, Riddick, Rogers, Cuffee) 39.9, UTex. El Paso, Florida A&M, Adelphi J.C. Smith; **880**—N.C. Central (Horsley, Bassett, Sang, Black) 1:21.8, UTex. El Paso, Norfolk St., Tennessee, Penn State; **MILE**—N.C. Central (Bassett, Ouku, Sang, Black) 3:03.1, Adelphi, Indiana, Norfolk St., Tennessee; **2-MILE**—Tennessee (Zoeller, Anderson, Hawkins, Thomas) 7:23.4, Villanova, Georgetown, Manhattan, Michigan; **4-MILE**—Duke (Forrester, S. Wheeler, Beardmore, B. Wheeler) 16:34.5, Pennsylvania, Villanova, Navy, Penn State; **SPRINT MEDLEY**—N.C. Central (Horsley, Black, Sang, Ouku) 3:14.8, Wm. & Mary, Howard, Fordham, Adelphi; **DISTANCE MEDLEY**—Villanova (Schappert, Govan, Gregan, Hartnett) 9:37.5, Duke, Manhattan, North Carolina, Pennsylvania; **480 SHUTTLE HURDLE**—Pennsylvania (Abitante, Clune, Lewis, Collins) 56.9, N.C. Central, Wm. & Mary, Western Mich.

Texas Relays

TEAMS—Ab. Christian, Alabama, Alcorn A&M, Angelo St., Arkansas, Arkansas AM&N, Arkansas St., Baylor, Colorado, Cornell, Dallas Bapt., Drake, Eastern N. M., Emporia St., Florida, Ft. Hays St., Houston, Howard Payne, Huston-Tillotson, Iowa State, Kansas, Kansas St., Lamar, LSU, Louisiana Tech, Lubbock Christian, Marymount, McMurry, McNeese St., Minnesota, Miss. State, Missouri, Nebraska, New Mexico, N. D. State, North Texas St., NE Louisiana, Oklahoma, Okla. State, Pan American, Paul Quinn, Pittsburg St., Prairie View, Rice, Southern Ill., SMU, SW

Louisiana, SW Texas, S. F. Austin, Sul Ross, Tarleton, Texas, Texas A&I, Texas A&M, TCU, Texas Southern, Texas Tech, Tulane, UTex. Arlington, UTex. El Paso, West Texas St., Western Ill., Wichita St.

100—Branch (Col) 9.6, Taylor (TS), Porter (SWL), Holman (Dr), Williams (KS); **880**—Ryun (unatt) 1:48.1, Swenson (unatt), Rose (unatt), Jacques (unatt), Peterson (unatt); **MILE**—Stewart (LSU) 4:06.6, Clifton (Ok), Walker (WS), Kampa (NDS), Hall (Neb); **2-MILE**—Stewart (unatt) 8:46.5, Hilton (unatt), Stageberg (unatt), Van Ruden (unatt), Hoelting (unatt); **6-MILE**—Bachelor (unatt) 27:47.6, Shorter (unatt), Garcia (unatt), Fordjour (HP), Elder (LSU); **120-HH**—Hill (ArS) 13.8, Brown (WT), Stubbs (LT), Hodges (Tex), Upton (NEL); **440-H**—Bolding (OS) 50.2, Sullivan (Ala), Ohoman (NM), Bornkessel (L), Britton (SFA).

HJ—Kafer (B) 7-0, tie Schur (K) and Buetow (Min), Tompkins (Tex), Shanklin (NEL); **LJ**—Owsu (AnS) 25-4½, Smith (LT), Brabham (B), Cook (SWL), Childs (Neb); **PV**—Johnson (Ala) 16-6, Hurley (F), Hatcher (K), Speer (Col), Whitson (La); **OPEN PV**—Isaakson (unatt) 18-1, Roberts (R), Lagerqvist (unatt), Carder (unatt), Heglar (unatt); **SP**—DeBernardi (UTEP) 65-8¼, Hoglund (UTEP), Walker (SMU), Anderson (Min), Brosius (KS); **DISC**—Stadel (R) 191-0, DeBernardi (UTEP), Brosius (KS), Thomas (Tex), Johnson (WT); **JAV**—Smiding (NM) 260-11, Bambang (LT), Colson (K), Moreland (KS), Hynek (ES).

UNIVERSITY RELAYS-440—UTex. El Paso (Stewart, S. Williams, H. Williams, Jackson) 39.9, SMU, Kansas St., Alabama, Okla. State; **880**—UTex. El Paso (H. Williams, Stewart, Jackson, S. Williams) 1:23.7, SW Louisiana, SMU, Miss. State, Oklahoma; **MILE**—Okla. State (Stolpe, Kurrasch, Bolding, Schultz) 3:07.8, UTex. El Paso, Nebraska, LSU, Texas; **2-MILE**—Nebraska (Wisemiller, Speck, Chadwick, Hawkins) 7:25.2, LSU, Texas A&M, New Mexico, Drake; **4-MILE**—Missouri (Rogies, Watson, McMullen, Kelly) 16:32.5, Kansas St., Okla. State, Texas, UTex. El Paso; **SPRINT MEDLEY**—LSU (DeSota, Coffee, Wells, Epps) 3:18.4, Drake, Texas A&M, Alabama, TCU; **DISTANCE MEDLEY**—Kansas St. (Vinson, Fields, Hitchcock, Howe) 9:34.3, UTex. El Paso, Missouri, Texas, Houston.

COLLEGE RELAYS-440—Tex. Southern (Washington, Polk, Sumpter, Taylor) 40.4, Dallas Bapt., Texas A&I, Lubbock Christian, Pittsburg St.; **800**—Dallas Bapt. (Hargett, Pyle, Denton, Baldwin) 1:25.3, Prairie View, Tex. Southern, Lubbock Christian, Sul Ross; **MILE**—Prairie View (Spencer, Austin, Brown, Gater) 3:10.1, Dallas Bapt., Tex. Southern, S. F. Austin, Ft. Hays; **2-MILE**—Dallas Bapt. (Martin, O'Brien, Bolser, Williams) 7:30.3, Prairie View, Ft. Hays, Howard Payne, Tex. Southern; **SPRINT MEDLEY**—Tex. Southern (Sumpter, Taylor, Jenkins, Fulton) 3:17.8, Prairie View, Dallas Bapt., Texas A&I, Pittsburg St.; **DISTANCE MEDLEY**—N. D. State (Beron, Gesell, Lussenden, Mampa) 9:53.5, Howard Payne, Ft. Hays, Dallas Bapt., Emporia St.

West Coast Relays

TEAMS—Armed Forces, Athletes In Action, Bay Area Striders, British Columbia, C.P. Pomona, Cal Poly SLO, California, California TC (South Africa), Club International, Club West, Fresno Pac., High Sierra TC, Humboldt St., Long Beach St., Los Angeles St., Nevada, New Way TC, New York AC, Occidental, Pacific Coast Club, Sacramento St., San Diego TC, San Fernando Valley St., San Jose St., Southern Cal, Southern Calif. Striders, Stanford, Stanislaus St., UCLA, UC Santa Barbara, U.S. International, Utah State, Vancouver OC, West Valley TC.

100M—Edmonson (UCLA) 10.0, Deckard (SC), Hart (BAS), Miller (SCS), Smith (SCS); **500M**—Bachus (SCS) 14:25.1, Brock (CW), Conley (unatt), Thomas (CW), Hazilla (CW); **120-HH**—Rich (UCLA) 13.6, White (SCS), Whitley (SJ), Coffman (SC), Ellis (Sac); **440-H**—Seymour (SCS) 50.8, Muska (PCC), Penner (FP), Whitney (SC), tie Walls (BAS) and Williams (SD); **3000-M STEEPLE**—Price (AA) 8:44.5, Clarke (AF), Haver (AA), Rix (CW), Dare (WV).

HJ—Burrell (BAS) 7-0, Fletcher (UCLA), Hawkins (BC), Culp (CI), Lisby (SCS); **LJ**—Robinson (AF) 26-8¾, Hines (SC), Williams (SC), McAlister (CTC), Royster (BAS); **PV**—Dias (PCC) 17-0, Caruthers (CI), Slover (BAS), Williamson (NYAC), Richards (PCC); **SP**—Feuerbach (PCC) 69-0, Wilhelm (AF), Born (SJ), Canfield (US), Penrose (Cal); **DISC**—Van Reenen (CTC-SA) 206-11, Silvester (unatt), Vollmer (AF), Kohler (SCS), Lister (PCC); **JAV**—Schmidt (AF) 265-0, Laville (SCS), Stuart (PCC), Bacon (NYAC), Burns (BAS); **HAM**—Frenn (PCC) 219-2, Hart (AF), Shuff (AF), Cairns (VOC), Pryde (BAS); **TJ**—Gill (CI) 53-10¼, Reader (BAS), Tiff (UCLA), Butts (UCLA), Jackson (SC).

RELAYS-440—Southern Cal (Williams, Brown, Quarrie, Deckard) 39.2, UCLA, tie Club International and Armed Forces; **880**—Southern Cal (Garrison, Brown, Deckard, Quarrie) 1:20.7, Armed Forces; **MILE**—UCLA (Gaddis, Edmonson, Brown, Smith) 3:04.4, S.C. Striders, Pacific CC, Bay Area Striders, U.S. International; **2-MILE**—Pacific Coast Club (Rose, Scott, Elbel, Von Ruden) 7:26.4, Southern Cal, San Jose St., High Sierra TC, New Way AC; **DISTANCE MEDLEY**—Nevada (Johnson, Sinnott, Risby, Duffy) 9:43.5, West Valley TC, Stanford, Pacific Coast Club.



HEADING INTO THE STRETCH, indoor mile winner Ken Popejoy (Michigan State) speeds toward 4:02.9 finish as third-place finisher Jim Johnson of Washington (on inside) and fast-closing Reggie McAfee of North Carolina, who took second, pursue.

Last-Gasp Spartan Rally Falls Short As One Point Preserves Trojan Title

By **JERRY LISKA**

Sports Writer, The Associated Press

The University of Southern California's Trojans came to conquer, but wound up a staggering champion saved by the bell in the National Collegiate Athletic Association's 1972 indoor track and field meet at Detroit's gleaming Cobo Hall.

Some 15 strong, its largest entry in the eight-year history of the University of Michigan and Detroit News-sponsored event, Southern Cal started fast in the opening March 10 session and then hung on desperately in the following day's big windup to win the team crown by a single point.

The Trojans wound up with 19 points, only one point ahead of Big Ten champion Michigan State and surprising Bowling Green, who deadlocked for second spot with 18. Defending champion Villanova, striving for its third NCAA indoor crown, failed to win a single event on the 17-event program and placed fourth with 13 points.

SOUTHERN CAL'S SECOND NCAA TRIUMPH—the Trojans took the 1967 meet with 26 points—turned out to be preserved by a paltry three points in the first final of the 10-event closing program, the 60-yard high hurdles.

In the preceding night's opening session, the Trojans got off like gang-busters. Henry Hines retained his long jump title with a respectable 25-10. Husky Doug Lane, a senior from Cedar Rapids, Iowa, gave USC an upset triumph in the shot put with a toss of 64-3½. And When Henry Jackson took a strong second in the triple jump closing the first day's competition, the Trojans had piled up 16 points.

Jackson finished less than an inch behind triple jump winner Barry McClure of Middle Tennessee, one of four meet record breakers who all happened to be field event stars.

Jerry Liska, a former varsity football and basketball player at Marquette, has worked for the Associated Press since 1941. He became the Chicago sports editor for the A.P. in 1956.



His beat has included top events in virtually all sports, including coverage of two Olympiads and four Pan-American Games.

The award-winning writer received Marquette's By-Line award for achievement in journalism, and an NCAA citation in 1972 for attaining success in his field after winning athletic letters in college.

Liska was president of the Football Writers Association of America in 1962.

McClure spring-legged to 52-10¼, shading the record of 52-9¾ set the previous year by Cal Poly's Mohinder Gill. Trojan Jackson was a slide-rule second with 52-9½.

BOWLING GREEN WAS USC's closest pursuer after the opening night competition, quickly piling up 12 points on back-to-back victories by Dave Wottle in the 880 and national steeplechase champion Sid Sink in the two-mile run.

Sink's 8:36.5 clocking was the best two-mile performance since 1967.

However, Southern Cal was destined to sweat it out in the final day of competition after heavily-favored Edesel Garrison overly-loafed in his 440 trial heat and world record-sharing 200-meter ace, Don Quarrie, also failed to qualify for the 60-yard dash.

Thus, the Trojans had a potential of six to 12 points go down the drain with Garrison's failure in the 440 won by lightly-reckoned Larence Jones of Northeast Missouri and Quarrie's flop in the 60 sprint captured by football star Herb Washington of Michigan State. Compounding the Trojan woe was Willie Deckard's no-count sixth place finish in the 60 dash final.

JONES HAD TO EXPLODE PAST NEBRASKA'S GARTH CASE to win the 440, with each clocked in 48.3. By way of comparison, Garrison earlier in the 1972 indoor campaign sped to a 45.7 in Houston's Astrodome. He won his 440 heat at Detroit, but failed to keep his eye on the clock, which brushed him out of the finals with a field he probably could have handled breezing.

Said Jones of Garrison, his hero since high school days, "He came to Detroit as the real, expected-to-win favorite, and I was really surprised when he failed to qualify. The last time I ran against Edesel was back in high school in 1968, when he went 46.9 and I went 47.3."

While Quarrie's failure to qualify in the 60-yard dash with a 6.4 heat clocking was not too surprising for the Jamaican swiftee who needs a while to get up a head of steam, it was that second event on the closing day program which launched Michigan State's title bid.

The flying Washington, who seemingly whipped runnerup Ed Hammonds of Memphis State by more than their identical 6.1 indicated, moved the Spartans into the scoring column for the first time with six points.

AT THAT POINT, SOUTHERN CAL HAD COLLECTED all the points they were to tally, with the fourth place by Lance Babb and fifth by Jerry Wilson in the high hurdles producing three vital points in Saturday's first final.

Bowling Green then threw a scare into the Trojans with newly-crowned 880 champion Wottle and two-mile titlist Sink pulling out a brisk triumph in the distance medley for six more points for a total of 18, leaving the Ohio school the only team scoring three firsts in the meet.

Wottle, after taking the baton from Sink on his three-quarter mile leg, turned loose another torrid finish in his mile anchor leg for a 4:02.5 clocking and a Bowling Green victory in 9:49.5. That snatched the distance medley crown from Kansas State, finishing second with 9:50.3 and only a few weeks later destined to race to an outdoor world record of 9:31.8.

So, now with seven more events to be completed, Southern Cal stood 19 and Bowling Green 18, both in an obvious holding pattern, with Michigan State running fourth with six, behind third-place Villanova.

NEXT UP, THE 600-YARD RUN went to another unheralded athlete, Dale Gibson of Mississippi State, with a comparatively slow 1:13.3. But Bob Cassleman grabbed third and Michigan State got three more points.

Then Michigan State captured its second individual title on the fine mile run triumph by another Big Ten champion, Ken Popejoy, in 4:02.9.

That gave the Spartans 15 points going into the meet's final running event, the mile relay. The Michigan State quartet, with No. 2 man Marshall Dill, a schoolboy sprint sensation, running a 48.1 440 leg, had the partisan crowd roaring with a 3:17.5 clocking in the first of two final sections. But the Spartan effort proved only good for third, behind Adelphi's winning 3:15.8 and Nebraska's runnerup 3:17.0.

Thus Michigan State's last-day charge ended just one point shy of giving the Big Ten at least a share of a national indoor title which has been won by Kansas three times, Southern Cal and Villanova twice and Missouri once since the highly-successful meet was launched in 1965.

A consistently solid gate attraction promoted by the Detroit News, the 1972 meet lured a two-day total of 18,820 to Cobo Arena, including a one-day record crowd of 9,867 at the March 11 closing session.

IN A WAY, IT WAS A "NO-NUM" MEET, at least as a prelude to the summer campaigning for the 1972 Munich Olympics and by comparison with the 1968 meet which tuned up such stars as Jim Ryun, Marty Liquori, Larry James, Dick Fosbury and Bob Beamon for the Mexico City Olympiad.

One of the 1972 meet's four record-breakers was a Frenchman, Kent State's Jacques Accambray, the national hammerthrow champion, who smashed the 35-pound weight throw mark by almost three feet with a toss of 71-3/4. The former record of 68-10 1/4 was set in 1971 by Accambray's Kent State colleague, Al Schoterman, who this time was runnerup with 69-5 1/4, also bettering his own meet mark.

Besides McClure with his triple jump record, the meet also produced new records in the pole vault and the high jump, events in which defending champions were unseated.

THE POLE VAULT WENT TO JAN JOHNSON OF ALABAMA, although defending champion Scott Wallick of Miami of Ohio and Mike Wedman of Colorado also cleared 17-1 1/4, but tied for second on more misses. The old record was 17- 1/4, set in 1967 by Southern Cal's Bob Seagren.

In the high jump, Chris Dunn of Colgate and world record holder Pat Matzdorf of Wisconsin, defending champion, both sailed over 7-2 3/4 to surpass Matzdorf's record 7-2. Dunn got first on fewer misses.

SCORING—Southern Cal 19, Bowling Green 18, Mich. State 18, Villanova 13, Kent State 10, Nebraska 10, Adelphi 8, Illinois 8, Middle Tenn. 8, UTex. El Paso 8, Alabama 7 1/2, Cincinnati 7, New Mexico 7, Colorado 6 1/2, Colgate 6, North Carolina 6, Miss. State 6, NE Missouri 6, Notre Dame 6, West Virginia 6, Manhattan 5, Oregon St. 5, Florida 4, Northwestern 4, Murray St., 4, Kansas St. 4, Memphis St. 4, Tennessee 4, Wisconsin 4, Western Mich. 4, Miami (O.) 3 1/2, Michigan 3, Northern Ariz. 3, Pennsylvania 3, Troy State 3, Southern Conn. 3, Tennessee Tech 3, Washington 3, Brigham Young 2, Connecticut 2, Eastern Mich. 2, Georgetown 2, Indiana St. 2, Kentucky 2, Syracuse 2, Ohio State 1 1/2, Long Beach St. 1, Fordham 1, Indiana 1, Kentucky St. 1, Minnesota 1, Pittsburgh 1.

60—Washington (MiC) 6.1, Hammonds (MeS), Batic (TS), tie Harris (OhS) and Whaley (Al); **440**—Jones (NEM) 48.3, Case (Neb), Daniels (Colo), McPherson (Ad), Jordan (Kys); **600**—Gibson (MiS) 1:11.3, Sowerby (MuS), Cassleman (MiC), Ohman (NM), Brown (Fl); **880**—Wottle (BG) 1:51.8, McElroy (V), Lovett (Man), Schappert (V), LaBadie (Il); **1000**—Mosser (WV) 2:08.9, Bach (Northw), O'Keefe (Fl), Waldrop (V). **LaBadie (Il); MILE**—Popejoy (MiC) 4:02.9, McAfee (NC), Johnson (Was), (NC), Durkin (Il); **1000**—Mosser (WV) 2:08.9, Bach (Northw), O'Keefe (Fl), Waldrop (V). **INVITATIONAL MILE**—Von Rudea (Pacific Coast Club) Fischer (Sv), Philippe (Fo); **500**—Murphy (New York AC), Mason (NYAC), Dice (United AA), Kaal (PCC); **4:04.3**. **2-MILE**—Sink (BG) 8:36.5, Harris (WM), Sliney (NA), Baldwin (Ky), Keogh (Man); **60-HH**—McMannon (ND) 7.2, High (Ten), Murray (Mic), Babb (ScaL), Wilson (ScaL).

60-HH—McMannon (ND) 7.2, High (Ten), Murray (Mic), Babb (ScaL), Wilson (ScaL). **HJ**—Dunn (Colg) 7-2 3/4, Matzdorf (Wis), Woods (OrS), Cookey (InS), Nyman (NM); **LJ**—Hines (ScaL) 25-10, Lanier (Ci), Humphrey (TT), Haynes (MT), Rea (Pi); **SP**—Lane (ScaL) 64-3 1/2, the Wedman (Colo) and Wallick (Mia), Blair (Pe), Smith (LB); **WT**—Fanner (UteP), DeBernardi (UteP), Hoglund (UteP), Arrhenius (BY), Anderson (Min); **35-LB** **WT**—Accambray (KeS) 71-3 1/4, Schoterman (KeS), Bredice (SCon), Paliwoda (Con), Farmer (UteP); **TJ**—McClure (MT) 52-10 1/4, Jackson (ScaL), Lanier (Ci), Reader (Or), Steffes (NM).

RELAYS—**MILE**—Adelphi (Lee, Davis, Walker, McPherson) 3:15.8, Nebraska. Mich. State, Eastern Mich., Indiana; **2-MILE**—Illinois (Kaemerer, Phillips, LaBadie, Mango) 7:29.9, Villanova, New Mexico, Nebraska, Manhattan; **DISTANCE MEDLEY**—Bowling Green (Macdonald, Farver, Sink, Wottle) 9:49.5, Kansas State, Villanova, Georgetown, Pennsylvania.

1972 Indoor All-America Team

60-YARD DASH
 JAMES BATTIE Troy State
 ED HAMMONDS Memphis St.
 HERB WASHINGTON Mich. State

440-YARD DASH
 GARTH CASE Nebraska
 GEORGE DANIELS Colorado
 LARANCE JONES NE Missouri

600-YARD DASH
 BOB CASSELMAN Mich. State
 DALE GIBSON Miss. State
 FRED SOWERBY Murray St.

880-YARD RUN
 JOHN LOVETT Manhattan
 BRIAN McELROY Villanova
 DAVE WOTTE Bowling Green

1000-YARD RUN
 THOMAS BACH Northwestern
 MORGAN MOSSER West Virginia
 EAMONN O'KEEFE Florida

MILE RUN
 JIM JOHNSON Washington
 REGINALD McAFEE North Carolina
 KEN POPEJOY Mich. State

TWO-MILE RUN
 GARY HARRIS Western Mich.
 SID SINK Bowling Green
 RICHARD SLINEY Northern Ariz.

MILE RELAY—Adelphi (Ray Lee, Keith Davis, Dennis Walker, Clyde McPherson); Mich. State (Al Henderson, Marshall Dill, Mike Murphy, Bob Cassleman); Nebraska (Leigh-ton Priestly, Ruben Givens, Wes Leonard, Garth Case).

TWO-MILE RELAY—Illinois (Dave Kaemerer, Ron Phillips, Lee LaBadie, Rob Mango); New Mexico (Matt Henry, Gary Easterly, Bob Dooley, Reid Cole); Villanova (Rick Kell, Tom Gregan, Bill McLaughlin, Ken Schappert).

DISTANCE MEDLEY RELAY—Bowling Green (Craig Macdonald, Ted Farver, Sid Sink, Dave Wottle); Kansas St. (Clardy Vinson, Jim Heggie, Rick Hitchcock, Jerome Howe); Villanova (Karl Kinscherf, Bob Carpenter, John Hartnett, Brian McElroy).

60-YARD HIGH HURDLES
 BILL HIGH Tennessee
 TOM McMANNON Notre Dame
 GODFREY MURRAY Michigan

HIGH JUMP
 CHRIS DUNN Colgate
 PAT MATZDORF Wisconsin
 TOM WOODS Oregon St.

LONG JUMP
 HENRY HINES Southern Cal
 RON HUMPHREY Tenn. Tech
 AL LANIER Cincinnati

POLE VAULT
 JAN JOHNSON Alabama
 SCOTT WALLICK Miami, O.
 MIKE WEDMAN Colorado

SHOT PUT
 FRED DEBERNARDI UTex. El Paso
 HANS HOGLUND UTex. El Paso
 DOUG LANE Southern Cal

35-LB WEIGHT THROW
 JACQUES ACCAMBRAY Kent State
 FRANK BREDICE Southern Conn.
 AL SCHOTERMAN Kent State

TRIPLE JUMP
 HENRY JACKSON Southern Cal
 AL LANIER Cincinnati
 BARRY McCLURE Middle Tenn.

1972 Indoor Meets

19th Atlantic Coast Conference Championships

SCORING—Maryland 66½, North Carolina 51½, Clemson 23, N.C. State 20, Virginia 18, Duke 8, Wake Forest 5.

60—Merritt (V) 6.3, Canzonieri (NC), Garrett (WF), Battle (M), Snowden (NC); 600—Jenkins (C) 1:13.7, Koob (NCS), Scheer (M), Spivey (NCS), Seesman (C); 1000—Waldrop (NC) 2:10.7, Bailor (M), Stewart (NC), Wood (V); **MILE**—McAfee (NC) 4:03.8, S. Wheeler (D), Wilkins (NCS), Waldrop (NC), Umbarger (M); **2-MILE**—Widgeon (NC) 8:55.1, Ackley (NCS), McAfee (NC), Beardmore (D), Rincon (M); **60-HH**—Lardieri (M) 7.5, Carney (M), Copeland (C), Bracey (NCS), Robinson (NCS); **HJ**—Bozzone (M) 6-6, Zeiher (C), Muir (M), Hilliard (NC), Blackwelder (D); **LJ**—Kelly (NC) 22-4, Witherspoon (V), Snowden (NC), Moon (C), Goodman (M); **PV**—Struble (M) 16-0, Hauze (NC), Deacon (NC), Permeter (M), Hayes (M); **SP**—MacLachian (M) 56-11, Pisciotta (M), Frame (M), Corrigan (M), Mack (C).

RELAYS—**MILE**—Clemson (Long, Copeland, Jenkins, Zungoli) 3:24.4, N.C. State, North Carolina, Virginia, Maryland; **2-MILE**—Maryland (Carroll, Garner, Spann, Umbarger) 7:52.8, Virginia, North Carolina, Wake Forest, Duke.

Big Eight Conference Championships

SCORING—Nebraska 46½, Colorado 44, Kansas 40½, Okla. State 29, Oklahoma 22, Kansas St. 21½, Missouri 16, Iowa State 5.

60—Branch (C) 6.0, Daniels (C), Williams (K), Levy (N), Edwards (K); 440—Daniels (C), 49.1, Schultz (OS), Newsome (O), Heggie (KS), Lutz (K); 600—Case (N) 1:10.3, Stepp (K), Leonard (N), Southwell (IS), Windle (C); 800—Rabuse (M) 1:54.2, Cimato (N), Cronin (C), Wisemiller (N), Vinson (KS); 1000—Hawkins (N) 2:12.0, Chadwick (N), Clifton (O), Rozles (M), Howe (KS); **MILE**—Howe (KS) 4:09.1, Speck (N), Kelley (M), Gregario (C), Gorman (KS); **2-MILE**—Halberstadt (OS), Unger (N), Hitchcock (KS), Heierding (O), Boatright (OS); **60HH**—Bolding (OS) 7.2, Bornkessel (K), Butts (N), Greessett (N), Robinson (K); **60-H**—Bolding (OS) 6.6, Pruitt (O), Bornkessel (K), Lockwood (C), Schneider (KS).

HJ—Stoner (O) 6-9, Wedman (C), Schur (K), Holland (OS), tie among Eyeman (N), Slifer (KS) and Smith (K); **LJ**—Stull (K) 25-3¼, Hill (C), Hawkins (IS), Gray (M), Kolarik (KS); **PV**—Hatcher (K), 16-3, Wedman (C), tie among Bussabarger (C), Speer (C) and McColm (O); **SP**—Cuevara (K) 58-11¼, Brosius (KS), Frieze (M), LaDuc (K), Marks (OS).

RELAYS—**MILE**—Nebraska (Priestly, Givens, Leonard, Case) 3:16.1, Colorado, Okla. State, Oklahoma, Kansas St.

62nd Big Ten Conference Championships

SCORING—Mich. State 65, Illinois 42, Wisconsin 33, Purdue 32, Michigan 25, Indiana 23, Ohio State 21, Minnesota 16, Iowa 9, Northwestern 6.

60—Washington (MS) 5.9, Harris (OS), Dill (MS), Butcher (MS), Bradshaw (OS); 300—Dill (MS) 29.6, Burton (P), Butcher (MS), Syphax (Mic), Wallace (In); 440—Eisenlauer (Io) 47.8, Dozier (Il), Taylor (In), Curtis (W), Collins (OS); 600—Cassleman (MS) 1:09.9, Kent (W), Phillips (Il), Gordon (W), Bradford (Mic); 880—Mango (Il) 1:51.0, Bach (N), Kaemerer (Il), Cool (MS), Cordes (W); 1000—Durkin (Il) 2:09.7, Kurtz (OS), Dieters (MS), Thomas (Min), Hildebrandt (Mic); **MILE**—Popejoy (MS) 4:05.4, LaBadie (Il), Clark (Io), Lawless (Min), Larson (W); **2-MILE**—Hackler (P) 8:50.6, Herold (W), Corry (OS), Pyatt (Mic), Manders (In); **3-MILE**—Bjorklund (Min) 13:43.3, Gross (Il), Priebe (P), Somesan (In), Brown (Mic), Reed (Io); **70-HH**—Murray (Mic) 8.3, Morrison (MS), DiMarzio (P), Pivovar (Il), Jackson (In); **70-H**—Morrison (MS) 7.8, Belin (P), Pivovar (Il), Morgan (P), Hurd (MS).

HJ—Adama (In) 7-1, Matzdorf (W), Dykstra (Il), Rogers (N), Mann (Mic); **LJ**—Bolin (P) 25-2½, Gregory (MS), Ross (MS), Johnson (W), Booker (Il); **PV**—Linta (OS) 15-6, Crail (W), Wolfe (Mic), Kingstad (W), Gillespie (P); **SP**—Anderson (Min) 61-1½, Adams (Mic), O'Dell (In), Peretta (P), Roberts (MS); **TJ**—Onyanggo (W) 52-0, Vine (In), Gregory (MS), Colucci (OS), Belin (P).

RELAYS—**MILE**—Mich. State (Henderson, Dill, Murphy, Cassleman) 3:12.6, Michigan, Illinois, Indiana, Wisconsin.

46th Central Collegiate Conference Championships

SCORING—Southern Ill. 96, Eastern Mich. 89, Bowling Green 74, Western Mich. 66, Air Force 40, Notre Dame 39, Drake 37, Kent State 33, Middle Tenn. 32, North-

Holman (D) 50.7, Dickson (WT), Taylor (MS), Wilkerson (NT), Parker (WS); **600**—Cape (D) 1:14.2, Petty (D), Henson (WS), Cooper (WS), Connelly (MS); **880**—Nauman (D) 1:56.2, Ramsey (L), Curry (NT), Hiscox (D), McAlister (WS); **1000**—Becker (D) 2:19.1, Johnson (MS), Perkins (D), Lee (WS), Brown (WS); **MILE**—Walker (WS) 4:13.1, Johnson (D), Mohundro (MS), Hess (NT), Hogan (WT); **2-MILE**—Garcia (NM) 9:08.5, Lee (D), Hess (NT), Pharr (WS), Smith (WS); **50-HH**—Brown (WT) 6.1, Franklin (D), McDaniel (D), Shaw (T), Graham (NT); **50-H**—Brown (WT) 6.0, Franklin (D), McDaniel (D), Ussery (D), Wise (NM).

HJ—Murphy (L) 6-7, Williford (MS), Morgan (T), Wheeler (WS), Varnell (NT); **LJ**—Potter (B) 23-7, Cady (D), Scrivner (T), Knight (MS); **PV**—Swenson (D) 15-6, Estes (NT), Snow (WT), Foster (NT), Kays (MS); **SP**—Lemmons (NT) 52-7 $\frac{1}{2}$, Rohde (NT), Byrnes (D), Weigleb (T), Ritter (WS); **TJ**—Scrivner (T) 46-1 $\frac{1}{2}$, Knight (MS), Murphy (D), Childers (WT), Ramzy (NM).

RELAYS—**MILE**—Drake (Holman, Cady, Petty, Cape) 3:25.8, North Texas St., West Texas St., Wichita St., New Mexico St.

New Jersey Championships

SCORING—Princeton 83, Rutgers 53, Fair, Dickinson 27, Montclair St. 18, Seton Hall 16, Trenton St. 12, Paterson St. 4, Jersey City St. 3, St. Peter's 3, Rider 1.

60—Balla (F) 6.5, Schneider (SH), Jinks (Ru), Morris (J), Efler (PS); **600**—Weiss (M) 1:11.7, Rosa (SH), Schure (P), Soteker (Ru), Weiss (SH); **1000**—Benson (P) 2:14.6, Weickel (P), Elliott (P), Selby (FD), Lowing (M); **MILE**—Elliott (P) 4:12.7, Good (P), Flenning (PS), Rubert (P), Lapetuda (FD); **2-MILE**—Carpenter (Ru) 9:07.6, Bates (P), Trachtenberg (P), Mizzone (M); **60-HH**—Harz (FD) 7.4, McIntyre (T), Cargile (P), Swick (FD), Kishhoff (Ru).

HJ—Halton (P) 6-8 $\frac{1}{4}$, Roushey (M), Edwards (Ri), DeLaura (FD), James (P); **LJ**—Jinks (Ru) 22-5 $\frac{1}{2}$, Szczepanski (Ru), Sorota (P), Culp (P), Blakeman (FD); **PV**—Huff (Ru) 14-3, Waltz (P), Roche (Ru), Sorota (P), Ewen (Ru); **SP**—Barisich (P) 53-7, Carrelle (FD), Harz (FD), Ondrejcek (T), Prohaska (Ru); **35-LB WT**—Greenwood (P) 57-5 $\frac{1}{2}$, Hemburger (Ru), McDonnell (Ru), Campbell (P), Stier (Ru); **TJ**—McIntyre (T) 44-7 $\frac{1}{2}$, Schor (Ru), Szczepanski (Ru), Hardison (Ru), Reilly (P).

RELAYS—**MILE**—Princeton (Gourdon, Wayne, Oylar, Schure) 3:23.0, Seton Hall, Rutgers, St. Peter's, Jersey City; **2-MILE**—Montclair St. (McGrath, Lowing, Mizzone, Weiss) 7:53.7, Princeton, Rutgers, Seton Hall, St. Peter's.

7th New York State Collegiate Championships

SCORING—Cortland 39 $\frac{1}{2}$, Colgate 35, Rochester 25, Union 23, Alfred 17, Hamilton 11, Oswego 10, Binghamton 8, Buffalo 7, Buffalo St. 6, St. Lawrence 5, Brockport 3, Fredonia 2, Roberts Wesleyan 1, LeMoyne 0, RPI 0.

50—Houtman (Cor) 5.6, Murphy (Cor), Ruess (H), Snyder (H), Hainge (RW); **600**—Jaszczak (U) 1:16.5, Laurie (Cor), Brooks (Col), Hardy (Br), Cleveland (A); **1000**—Colby (Br) 2:18.8, Miller (A), Shaw (Roc), Poulsen (Cor), Pederson (Roc); **MILE**—Verdolia (O) 4:24.5, Webb (Col), Moller (Roc), Mucci (Bi), Poulsen (Cor); **2-MILE**—Wallace (Bi) 9:31.6, Pfeiffer (Cor), McClurkin (Bu), Judson (H), Clearihue (Col), Millman (Cor); **55-HH**—Scott (A) 7.4, Ryan (Ru), Jablonski (Cor), Hipolit (Roc), Suto (Br).

HJ—Berning (Col) 6-6, Buso (O), Mead (Cor), Suto (Cor), Kooler (SL); **LJ**—McCarthy (BS) 22-6 $\frac{1}{2}$, Crews (Roc), Walrath (U), Lawrie (Cor), Koolen (SL); **PV**—Stem (Col) 13-9, Landers (Cor), Clayton (U), Nelson (Roc), Ricks (U); **SP**—Brunetti (Cor) 49-1 $\frac{1}{4}$, Frunzo (Col), Mowery (U), Seigler (F), Konowitz (Col).

RELAYS—**MILE**—Union 3:35.7, Colgate, St. Lawrence, Buffalo, Alfred; **2-MILE**—Rochester 8:07.7, Hamilton, Colgate, Buffalo, Union.

Ohio Conference Championships

SCORING—Baldwin-Wallace 145, Mount Union 102 $\frac{1}{2}$, Denison 41, Otterbein 34, Marietta 24, Capital 21 $\frac{1}{2}$, Heidelberg 20 $\frac{1}{2}$, Wooster 20, Oberlin 16, Ohio Wesleyan 14, Wittenberg 10 $\frac{1}{2}$, Kenyon 9, Muskingum 6.

55—Crump (OW) 6.0, Clifford (BW), Jefferson (D), Williams (Mt), Graham (BW); **300**—Williams (Mt) 32.3, Jessup (BW), Letts (K), Cox (Ot), Radigan (BW); **440**—Frederick (BW) 50.6, Lewis (BW), Bell (Ot), Sellman (Wo), Maguire (Wi); **600**—Radigan (BW) 1:13.4, Ankeny (Mt), Tonks (BW), Lepp (BW), Johnston (D); **880**—Higley (D) 2:01.1, Tonks (BW), Bonasorte (Mu), McDonald (H); **1000**—King (Mt) 2:18.3, Resing (BW), Gatsch (BW), Eaton (Mt), Graham (BW); **MILE**—Higley (D) 4:17.4, Barnum (Ma), Knittle (Mt), King (Mt), Lewis (C); **2-MILE**—Kornbau (Mt) 9:33.7, Knittle (Mt), Smith (Ob), Barnes (BW), Fish (Ma); **55-HH**—Dobos (C) 7.1, Ankeny (Mt), Reid (Wi), Blake (Ma), Jessup (BW).

HJ—Lytle (BW) 6-6, Rowland (Mt), Blake (Ma), Van Wey (Ot), tie Draxler (H) and Griffith (Mt); **LJ**—Van Wey (Ot) 22-6 $\frac{1}{2}$, Helm (Wo), Rushing (BW), Risser (Mt), Troth (BW); **PV**—Coad (BW) 15-0, Harbage (C), Fisher (BW), Sutton (Ma), Koch (D);

SP—Morton (Ob) 50-11 $\frac{1}{2}$, Fell (H), Popovich (H), Beckman (Mt), Pittenger (Wi).

RELAYS—**8-LAP**—Baldwin-Wallace (Frederick, Jessup, Ryall, Lewis) 2:10.3, Denison, Otterbein, Mt. Union, Kenyon; **MILE**—Baldwin-Wallace (Lepp, Frederick, Perry, Lewis) 3:33.0, Mt. Union, Wooster, Ohio Wesleyan, Otterbein.

16th Southeastern Conference Championships

SCORING—Alabama 63, Tennessee 62, Florida 44, LSU 31, Kentucky 20, Miss. State 9, Georgia 7, Auburn 4, Mississippi 0.

60—Whatley (Al) 6.2, Bates (MS), Hood (T), Hamilton (C), Hauk (T); **440**—tie Cargile (Al) and James (T) 49.4, Wills (LSU), Bowers (T), White (MS); **600**—Epps (LSU) 1:10.8, Brown (F), Gibson (MS), Bond (T), Faust (Al); **880**—Smith (LSU) 1:52.4, Russell (Al), Vaughn (F), Thomas (T), Hamn (Au); **1000**—Weber (C) 2:10.2, O'Keefe (F), Zoeller (T), Hicks (T), Anderson (T); **MILE**—O'Keefe (F) 4:06.0, Zoeller (T), Baldwin (K), Brown (T), Cromer (K); **2-MILE**—Baldwin (K) 8:42.3, Brown (T), Lenarduzzi (T), Smith (Al), Hayward (K); **60-HH**—Orum (Al) 7.3, Mattina (T), Richards (Au), Peters (K), Flowers (T).

HJ—Heroman (LSU) 6-8, Hobson (Al), Hill (F), Williams (G), West (T); **LJ**—Orum (Al) 25-6, Geter (T), Radcliff (T), Johnson (Al), Tucker (G); **PV**—Johnson (Al) 17-1, Hamilton (Al), Cotton (F), Rosser (G), Blake (Au); **SP**—Hannah (Al) 59-8 $\frac{1}{2}$, Stock (T), Nelson (F), Killian (T), Griffin (G); **TJ**—Coleman (F) 52-2 $\frac{1}{4}$, Heroman (LSU), Orum (Al), Jenkins (F), Radcliff (T).

RELAYS—**MILE**—Alabama (Sullivan, Cargile, Russell, Faust) 3:16.5, Tennessee, LSU, Florida, Miss. State; **2-MILE**—Tennessee (Bond, Zoeller, Hawkins, Thomas) 7:38.0, Florida, LSU, Alabama, Kentucky.

Southern Conference Championships

SCORING—William & Mary 103, East Carolina 53, Richmond 51, Furman 48, VMI 20, Citadel 8, Davidson 5.

60—Napier (R) 6.2, Williams (R), Macheras (R), Malik (F), Richardson (D); **220**—Macheras (R) 22.7, Campbell (F), Helmandollar (W&M), Malik (F), Cumberland (VMI); **440**—Cooke (W&M) 50.3, Napier (R), Campbell (F), Lovelace (EC), Clavton (VMI); **600**—Duckworth (WUM) 1:12.2, Johnson (EC), Dick (VMI), Martin (VMI), Zieger (F); **880**—Kidd (EC) 1:53.2, Jezek (F), McGehee (W&M), Chewning (R), Snyder (W&M); **1000**—Sharrett (W&M) 2:13.1, Clark (W&M), Barker (F), Martin (R), Marshall (VMI); **MILE**—Martin (W&M) 4:11.8, Johnson (W&M), Guest (R), Candler (VMI), Fields (W&M); **2-MILE**—Cook (W&M) 9:11.6, Snyder (W&M), Gsell (W&M), Harmon (W&M), Pope (EC); **3-MILE**—Guest (R) 14.24.5, Schultz (W&M), Fields (W&M), DiSciuolo (W&M), Harrison (VMI); **60-HH**—Dobson (W&M) 7.5, Swetenburg (D), Malik (F), Detwiler (R), Smith (EC).

HJ—Quick (EC) 6-6 $\frac{1}{2}$, Toepke (W&M), Holt (C), Bowles (EC), Pitte (EC); **LJ**—Williams (R) 22-10, Davenport (EC), Frye (EC), Hunley (C), Malone (EC); **PV**—Strode (W&M) 15-6, Becker (F), McDuffie (EC), Jones (F), Miller (EC); **SP**—Dimitrouleas (F) 50-8 $\frac{1}{4}$, Peacock (EC), Pavlich (W&M), Utley (F), Eitleman (W&M); **35-LB WT**—Daniel (W&M) 47-2, Dimitrouleas (F), Sommers (VMI), Utley (F), Creech (VMI); **TJ**—Davenport (EC) 48-6 $\frac{1}{4}$, Wingerd (W&M), Wilkerson (EC), Frye (EC), Zanca (W&M).

RELAYS—**MILE**—Furman (Kelsey, Campbell, Zieger, Keysey) 3:25.7, VMI, Richmond, Wm. & Mary, East Carolina; **2-MILE**—Wm. & Mary (Averett, Graham, Cook, Martin) 7:53.1, Richmond, Citadel, East Carolina, VMI.

Virginia Intercollegiate Championships

SCORING—William & Mary 98, Virginia Tech 55, Norfolk St. 39, Virginia 38, Richmond 19, Virginia St. 15, VMI 10, Ferrum JC 7, Old Dominion 3, Bridgewater 2, Roanoke 1, Wash. & Lee 1.

60—Merritt (V) 6.1, Riddick (N), Pugh (N), Napier (Ri), Cuffee (N); **440**—Napier (Ri) 49.8, Cuffee (N), Coleman (N), Allen (VS), Morris (V); **600**—Banks (Vt) 1:11.4, Colbert (N), Duckworth (W&M), Solotorovsky (V), Davidson (VS); **880**—Clark (W&M) 1:54.9, McGehee (W&M), Chowning (Ri), Barron (V), Winters (Wi) **1000**—Martin (W&M) 2:12.7, Sharrett (W&M), Neeves (Vt), Carbaugh (VT), Averette (W&M); **2-MILE**—Snyder (W&M) 9:08.2, Gsell (W&M), Cook (W&M), Harmon (W&M), Meyer (V); **3-MILE**—Louv (W&M) 14:27.0, Ormrod (VT), Guest (Ri), Meyer (V), Di Sciuolo (W&M); **60-HH**—Hodge (N) 7.1, Dobson (W&M), Bolin (VT), Davis (V), Stoner (VT); **60-H**—Dobson (W&M) 7.0, Hodge (N), Williams (Ri), Camm (VS), Stoner (VT).

HJ—Toepke (W&M) 6-7 $\frac{1}{4}$, Hayes (VS), Cheek (VT), Wirt (F), Pierce (VT); **LJ**—Witherspoon (V) 23-2, Heard (N), Chalmers (V), Johnson (F), Griffith (VMI); **PV**—Strode (W&M) 15-5 $\frac{1}{2}$, Nuttycombe (VT), Hollins (OD), Metzler (B), Ratcliff (F); **SP**—White (VT) 55-1 $\frac{1}{2}$, Hayes (VS), Eitleman (W&M), Pope (F), Pawlich (W&M); **35-LB WT**—Alexander (VT) 46-1 $\frac{1}{4}$, Daniel (W&M), Sommers (VMI), Barr (VMI), White (VT); **TJ**—Witherspoon (V) 49-2, Wingerd (W&M), Peters (W&M), Thompson

(VS), Zanca (W&M).

RELAYS-MILE—Norfolk St. (Everett, Coleman, Cuffee, Colbert) 3:23.0, Virginia Tech, Virginia, VMI, Wash. & Lee; **2-MILE**—Wm. & Mary (Snyder, Cook, Gsell, Graham) 7:53.0, Virginia, Virginia Tech, VMI, Richmond.

East Stroudsburg Invitational

SCORING—West Chester 46, Bloomsburg 32, Lehigh 29, East Stroudsburg 21, Lincoln 18, Temple 17, Drexel 11, Millersville 11, Wm. Paterson 11, Rider 9, Trenton St. 8, Lock Haven 7, Frostburg St. 5, Lafayette 3, Mansfield 2.

60—Davis (B) 6.3, Glass (LH), Smith (D), DeLeonardis (Mi), Clark (Le); **300**—Davis (B) 33.2, Anderson (Mi), Badayas (R), Seamans (ES), Roy (La); **440**—Agnew (WC) 51.0, Frazier (Te), Cohen (D), Thomsley (Ma), Kiltyroy (Le); **600**—Vnuk (WC) 1:13.7, Scott (Te), Johnson (Li), Renick (ES), Koons (Le); **1000**—Costello (WC) 2:16.9, Sabol (ES), Link (Li), Bushelli (R), Gulash (Le); **MILE**—Lerch (WC) 4:18.3, Showers (WC), Podgajny (LH), Bradley (Mi), Fleming (WP); **2-MILE**—Rogers (Le) 9:16.6, Fleming (WP), Bradley (Mi), Briner (ES), Lerch (WC); **70-HH**—McIntyre (T) 8.6, Kusma (B), Stradling (Te), Lynn (D), Schultz (R).

HJ—Planker (WP) 6-6½, Lacock (B), Edwards (R), Beers (B), Meek (Le); **PV**—Talley (WC) 13-1, Jewell (F), Yocum (B), Bell (ES), Meeckley (Le); **SP**—Hill (Le) 57-1, Fieck (B), Derwin (Le), Ondrejcek (TS), DeNicola (D).

RELAYS-MILE—Lincoln (Cauntlen, Fields, Johnson, Link) 3:27.4, Temple, West Chester, Drexel, Frostburg St.; **2-MILE**—West Chester (Dawson, Buchanan, Showers, Costello) 7:54.0, East Stroudsburg, Lehigh, Lafayette, Temple; **DISTANCE MEDLEY**—Lehigh (Ryan, Kiltyroy, Rogers, Strockbine) 10:22.6, East Stroudsburg, Bloomsburg, West Chester, Temple.

Michigan State Relays

TEAMS—Air Force, Aquinas, Bowling Green, Central Mich., Detroit, Drake, Eastern Mich., Ferris St., Kansas, Kent State, Loyola Miami (O), Michigan, Mich. State, Missouri, Northwestern, Notre Dame, Ohio U., Ohio State, Purdue, Tennessee, Toledo, Wayne State, Western Mich., Western Ont., Wisconsin.

60—Washington (MS) 5.8, Dill (MS), Turner (KS), Butchee (MS), Holman (Dr); **300**—Dill (MS) 29.5, Burton (P), Roe (Mic), Penick (ND), Collins (OS); **600**—Cassleman (MS) 1:11.8, Lang (L), Lehwald (Mo), Totten (KS), Bradford (Mic); **1000**—Jacques (Ka) 2:10.4, Kinkopf (O), Sinkel (CM), Breeze (BG), Lane (WS); **MILE**—Popejoy (MS) 4:08.5, Lenarduzzi (Te), Danforth (BG), Macdonald (BG); **2-MILE**—Brown (Te) 8:49.9, Kilpatrick (MS), Haviland (O), Carpenter (CM), Hollander (EM); **70-HH**—Murray (Mic) 8.1, Reeves (Mic), Morrison (MS), McMannon (ND), Derr (CM); **70-H**—Swanson (EM) 7.8, Robinson (Ka), Hurd (MS), Morrison (MS), Ussery (Dr).

HJ—Mann (Mic) 6-10, Eवाल (WM), DeVries (EM), tie Pettus (EM) and Hansbrough (Mo); **LJ**—Bolin (P) 24-11½, Gray (Mo), Kirkland (EM), Parks (WM), Gregory (MS); **PV**—Robards (WM) 15-4, Swenson (Dr), Wolfe (Mic), Brezima (Mia), Mitchell (Mic); **SP**—Cortina (ND) 59-7¾, Frieze (Mo), Adams (Mic), Stock (Te), Polsell (ND); **TJ**—Onyango (Wis) 49-8¾, Gray (Mo), Gregory (MS), Belin (P), Kirkland (EM).

RELAYS-MILE (College)—Wayne St. (Clark, Pape, Stewart, Warren) 3:22.3, Ferris St., Detroit, Aquinas; **MILE (University)**—Kansas (Scavuzzo, Lutz, Bornkessel, Stepp) 3:15.1, Purdue, Missouri, Michigan, Drake; **2-MILE**—Michigan (Hildebrandt, Cornwell, Bolster, Chapman) 7:32.1, Missouri, Eastern Mich., Tennessee Kent State; **SPRINT MEDLEY**—Mich. State (Murphy, Washington, Butchee, Cool) 3:24.1, Ohio State, Drake, Central Mich., Kent State; **DISTANCE MEDLEY**—Western Mich. (Jugan, Fant, Gorsalitz, Harris) 9:48.7, Mich. State, Eastern Mich., Tennessee, Bowling Green; **SHUTTLE HURDLE**—Western Mich. (Gaines, Jorgensen, Brest, Parks) 29.0, Purdue, Michigan, Notre Dame, Drake.

33rd Midwest Invitational

DIVISION I

SCORING—Loras 48, Loyola 45, Stevens Point 41, Parkside 30, Whitewater 27, UI Chicago 25, Augustana 18, Wheaton 8, Lewis 4, DePaul 3.

60—Bell (Lor) 6.4, Duff (UIC), Damitz (Loy); **MILE**—Rosa (P) 4:19.3, Newman (Loy), Wilhelm (D); **2-MILE**—Rosa (P) 9:15.3, Cassidy (Lor), Saunders (UIC); **60-HH**—Hermesen (Lor) 7.8, Damitz (Loy), McNett (Whi); **60-H**—Hermesen (Lor) 7.4, Damitz (Loy), McNett (Whi).

HJ—LaFond (SP) 6-3¾, McNett (Whi), Mumford (Le); **LJ**—Duff (UIC) 22-1, Wundrock (SP), Bullock (P); **PV**—Lehman (SP) 13-6, Merritt (P), Kraus (Whi); **SP**—Everson (Whi) 52-¾, Lindgren (UIC), Wundrock (SP); **TJ**—Malmquist (Whe) 45-5, Merritt (P), Wundrock (SP).

RELAYS-MILE—Loyola 3:31.1, Loras, Augustana; **2-MILE**—Loyola 7:57.9, Loras, UI Chicago; **SPRINT MEDLEY**—Loras 3:38.6, Loyola, Stevens Point.

Montgomery Jaycees Invitational

SCORING—Florida St. 36½, Georgia Tech 34, East Tennessee 29, South Carolina 29, Arkansas St. 27, Western Carolina 16, Jacksonville St. 9, Troy State 8, Florida A&M 6, Lipscomb 6, Tenn. Tech 6, Jefferson St. 5, Albany St. 4, Calhoun JC 4, Tulane 4, Miss. College 3½, Seminole JC 3½, Tuskegee 2½, Fisk 2, Florida JC 2, West Georgia 2, Morehouse 1.

60—Batie (TS) 6.1, Robinson (FAM), Bradley (Sem), Ramsey (FAM), Small (SC); **440**—Knox (ET) 49.5, Welch (Tul), Marcus (ET), Carter (C), Dempsey (SC); **600**—Beck (G) 1:11.3, Sparling (FS), tie Branning (Mi) and German (Tus), tie Cullity (Sem) and McEachin (FS); **880**—Scuto (Ar) 1:52.8, Craig (L), Kaiser (FS), Boggs (ET), Brown (SC); **1000**—Schaper (SC) 2:10.0, Probst (G), Wise (FS), Davidson (Ar), Walton (G); **MILE**—Bailey (WC) 4:06.2, Cusack (ET), Walton (G), Brooks (FS), Durbin (ET); **2-MILE**—Cusack (ET) 8:47.7, Majors (G), Brooks (FS), Hudson (G), Miller (SC); **60-HH**—Novo (SC) 7.4, Fields (ET), Basden (Ja), Medley (Ar), Jackson (Al).

HJ—Smith (Ja) 6-4, Bellamy (G), tie among Saunders (L), Porter (WG) and Bevil (Ar); **LJ**—Humphrey (TT) 25-¼, Gaines (WC), Bellis (Ar), Boyd (Fi), Hamilton (Je); **PV**—McMillen (FS) 15-7, Hess (Ar), Fletcher (FS), Rogers (Ar), Pitts (TS); **SP**—Crowder (LJ) 53-8¾, Sorin (SC), Montiel (G), Brown (FJC), Broom (SC); **TJ**—Gaines (WC) 50-6½, Hamilton (Je), Hayward (Al), Jones (C), Walker (TS).

RELAYS-MILE—South Carolina (Reid, McLeod, Dempsey, Schaper) 3:20.8, Georgia Tech, East Tennessee, Florida St., Miss. College; **2-MILE**—Arkansas St. 7:44.9, Florida St., Georgia Tech, South Carolina, Morehouse.

16th Union Invitational

SCORING—Springfield 36, Union 35, Cortland 28½, Rochester 28, Albany St. 16, Brockport 10, Williams 9½, Siena 8, RPI 8, Westfield St. 8, Plattsburg 2, Oneonta 1.

50—Houtman (C) 5.5, Davis (Sp), Pope (We), Devine (We), Miller (Roc); **600**—Jaszczak (U) 1:14.9, Colby (B), Latham (Sp), Callopy (RPI), Leone (O); **1000**—Shaw (R) 2:22.5, Shell (A), Parry (Roc), Derrig (Sp), Pederson (Roc); **MILE**—Quinn (A) 4:22.7, Rukanshagiza (Si), Poulsen (C), Feurrigal (RPI), Moller (Roc); **2-MILE**—Quinn (A) 9:30.9, Rukanshagiza (Si), Pfeiffer (C), Johnson (U), Swierczek (RPI); **55-HH**—Reed (Wi) 7.1, Provencal (Sp), Ryan (Roc), Rich (U), Suto (Sp).

HJ—Rich (U) 6-5, Mertz (Wi), Suto (Wi), Davis (Sp), DeStefano (U); **LJ**—Davis (Sp) 22-2, Crews (Roc), Walrath (U), Lawrie (C), Cring (C); **PV**—Landers (C) 13-6, Bliss (B), Nelson (Roc), Clayton (U), Ricks (U); **SP**—Woodward (Sp) 49¾, Mowery (U), Byunetti (C), Blanchard (P), Woodward (Sp).

RELAYS-MILE—Springfield 3:37.2, Union, Westfield St., Brockport; **2-MILE**—Rochester 8:15.9, Union, RPI, Springfield.

13th Western Michigan Relays

TEAMS—Ann Arbor TC, Aquinas, Detroit, Eastern Mich., Ferris St., Genesee JC, Glen Oaks CC, Grand Rapids JC, Grand Valley, Hillsdale, Kent State, Loyola, Macomb CC, Mall City Pacers, Michigan, New York AC, Philadelphia Pioneer TC, Spring Arbor CC, Western Mich.

60—Swanson (EM) 6.3, Hall (EM), Eubanks (GV), Hunt (FS), Gilham (EM); **300**—Vinson (EM) 1:10.8, Niemiec (D), Doyle (WM), Johnson (unatt), Hecker (AATC); **1000**—Collins (EM) 2:11.3, Reabe (unatt), Mock (NYAC), Pierce (M), Fant (WM); **MILE**—Harris (WM) 4:08.5, Gorsalitz (WM), Wells (EM), Torres (Gen), LaPlante (EM); **2-MILE**—Hollander (EM) 9:13.3, Torres (Gen), Dawson (GR), LaPlatte (M), Valentine (SACC); **60-HH**—Tipton (EM) 7.4, Bouyer (unatt), Brest (SAC), Gaines (WM), Kirkland (FS); **3000-M STEEPLE**—Morden (WM) 9:31.0, Kraus (MCP), Kleinow (WM), Vogt (GVCC), Lucas (L).

HJ—Pettus (EM) 6-8, Littlejohn (WM), Borsos (WM), Keeler (EM), Cooley (Aq); **LJ**—Joseph (GO) 24-¼, Kirkland (EM), Dunn (WM), Demos (WM), Fix (GV); **PV**—Steben (AATC) 15-6, Robards (WM), Kretchner (EM), Linton (WM), Ely (unatt); **SP**—Morgan (WM) 49-5½, Demar (WM), Carr (Aq), Toran (AATC), Heasley (EM); **35-LB WT**—Schoterman (KS) 68-11, Accambay (KS), Phillips (WM), Grayson (EM), McCauley (WM); **TJ**—Gratz (unatt) 48-11½, Larkins (AATC), Rencher (PPTC), Joseph (GO), Kirkland (EM).

RELAYS-MILE—Eastern Mich. (Hall, Sims, Collins, Vinson) 3:17.5, Ann Arbor TC, Western Mich., Western Mich. "B", Ferris St.; **2-MILE**—Western Mich. (Stintzi, Williams, Gorsalitz, Keswick) 7:47.3, Loyola, Ferris St., Aquinas; **SPRINT MEDLEY**—Eastern Mich. (Hall, Swanson, Gilham, Lynch) 3:30.6, Western Mich., Eastern Mich. "B", Western Mich. "B", Glen Oaks CC; **DISTANCE MEDLEY**—Eastern Mich. (Huyster, Budzyn, Williams, Hollander) 10:13.8, Western Mich., Aquinas, Ferris St., Grand Valley; **SHUTTLE HURDLE**—Western Mich. (Gaines, Jorgensen, Greest, Parks) 29.2, Eastern Mich., Aquinas.



UN-AMERICAN FINISH in 10,000-meter finals finds John Halberstadt (Oklahoma State) of South Africa breaking tape ahead of Gordon Minty (Eastern Michigan) of England in meet record 28:50.3. Third was Donal Walsh (Villanova) of Ireland.

RECORDS SECTION

On the following pages are listed the current official World, American, National Collegiate, and National Collegiate Championship records. Elsewhere in the Guide are listed the National Junior College and High School Records.

World Records

Following are the official World Records as accepted by the International Amateur Athletic Federation as of October 1972.

RUNNING EVENTS

100-yard-9.1-Bob Hayes (USA) St. Louis, Mo., June 21, 1963; James Hines (USA) Houston, Tex., May 13, 1967; Charlie Green (USA) Provo, Utah, June 15, 1967; J. Carlos (USA) Fresno, Cal., May 10, 1969.
 220-yard (straightaway)-19.5-Tommie Smith (USA) San Jose, Calif., Aug. 5, 1966.
 220-yard (turn)-20.0-Tommie C. Smith (USA) Sacramento, Cal., May 11, 1966.
 440-yard-44.5-John Smith (USA) Eugene, Ore., June 26, 1971.
 880-yard-1:44.9-Jim Ryun (USA) Terre Haute, Ind., June 10, 1966.
 One-mile-3:51.1-Jim Ryun (USA) Bakersfield, Cal., June 23, 1967.
 Two-mile-8:17.8-Emile Puttemans (Belgium) Edinburgh, Scotland, Aug. 21, 1971.
 Three-mile-12:50.4-Ron Clarke (Australia) Stockholm, Sweden, July 5, 1965.
 Six-mile-26:47.0-Ron Clarke (Australia) Oslo, Norway, July 14, 1965.
 Ten-mile-47:12.8-R. Clarke (Australia) Melbourne, Australia, Mar. 9, 1965.
 Fifteen-mile-1:12:48.2-R. Hill (G.B. & No. Ire.) Bolton, Eng., July 21, 1965.
 One-hour-12 miles, 1478 yds.-Gaston Roulants (Belgium) Leuven, Belgium, Oct. 28, 1966.

RUNNING EVENTS—METRIC DISTANCES

100-Meter-9.9-Jim Hines (USA) Sacramento, Cal., June 20, 1968; Ronnie R. Smith (USA) Sacramento, Cal., June 20, 1968; Charles E. Greene (USA) Sacramento, Cal., June 20, 1968; Eddie Hart (USA) Eugene, Ore., July 1, 1972; Rey Robinson (USA) Eugene, Ore., July 1, 1972.
 200-meter (straightaway)-19.5-Tommie Smith (USA) San Jose, Cal., Aug. 5, 1966.
 200-meter (turn)-19.8-Tommie Smith (USA) Mexico City, Mex., Oct. 16, 1968; Don Quarrie (Jamaica) Cali, Columbia, Aug. 3, 1971.
 400-meter-43.8-Lee Evans (USA) Mexico City, Mex., Oct. 18, 1968.
 800-meter-1:44.3-Peter Snell (New Zealand) Christchurch, N.Z., Feb. 3, 1962; Ralph Doubell (Australia) Mexico City, Mex., Oct. 15, 1968; Dave Wottle (USA) Eugene, Ore., July 1, 1972.
 1000-meter-2:16.2-J. May (E. Germany) Erfurt, E. Germany, July 20, 1965; F. J. Kemper (W. Germany) Hanover, W. Germany, Sept. 21, 1966.
 1500-meter-3:33.1-Jim Ryun (USA) Los Angeles, Cal., July 8, 1967.
 2000-meter-4:56.2-Michael Jazy (France) St. Maur, France, Oct. 12, 1966.
 3000-meter-7:39.6-K. Keino (Kenya) Halsingborg, Sweden, Aug. 27, 1965.
 5000-meter-13:13.6-Ron Clarke (Australia) Stockholm, Sweden, June 5, 1966.
 10,000-meter-27:38.4-Lasse Viren (Finland) Munich, W. Germany, Sept. 3, 1972.
 20,000-meter-58:06.2-Gaston Roulants (Belgium) Leuven, Belgium, Oct. 28, 1966.
 25,000-meter-1:15:22.6-R. Hill (G. B. & No. Ire.) Bolton, Eng., July 7, 1965.
 30,000-meter-1:31:30.4-Jim Alder (G.B. & No. Ire.) London, England, Sept. 5, 1970.
 3000-meter steeplechase-8:22.0-Kerry O'Brien (Australia) Berlin, Germany, July 4, 1970.

HURDLES

120-yard and 110-meter high-13.0-Rod Milburn (USA) Eugene, Ore., June 25, 1971.
 220-yard and 200-meter low (straightaway)-21.9-Don Styron (USA) Baton Rouge, La., Apr. 2, 1960.

TWO-MILE RUN

1965 Herald Hadley, Kansas	8:56.4
1966 Gerry Lindgren, Wash. State	8:41.3
1967 Gerry Lindgren, Wash. State	8:34.7
1968 Jim Ryun, Kansas	8:38.9
1969 Ole Oieson, So. Cal.	8:45.2
1970 Jerry Richey, Pittsburgh	8:39.2
1971 Marty Liquori, Villanova	8:37.1
1972 Sid Sink, Bowling Green	8:36.5

60-YARD HIGH HURDLES

1965 Gene Washington, Mich. State	7.2
1966 Jerry Cerulla, Utah State	7.2
1967 Earl McCullough, So. Cal.	7.0
1968 Richmond Flowers, Tenn.	7.0
1969 Erv Hall, Villanova	7.0
1970 Thomas Hill, Arkansas St.	6.9
1971 Marcus Walker, Colorado	7.0
1972 Tom McMannon, Notre Dame	7.2

HIGH JUMP

1965 Frank Costello, Maryland	6-10
1966 Otis Burrell, Nevada	7-0
1967 Ted Downing, Miami (O.)	7-0
1968 Dick Fosbury, Oregon St.	7-0
1969 Ron Jourdan, Florida	7-0 3/4
1970 Ken Lundmark, Brigham Young	7-0
1971 Pat Matzdorf, Wisconsin	7-2
1972 Chris Dunn, Colgate	7-2 3/4

LONG JUMP

1965 Mike Cole, Maryland	25-1
1966 Rainer Stenius, L.A. State	25-7
1967 Aaron Hopkins, Toledo	24-7 3/4
1968 Bob Beamon, UTex El Paso	27-2 3/4
1969 Ron Jessie, Kansas	25-2 1/2
1970 Bill Lightsey, Kentucky	25-2 1/4
1971 Henry Hines, Southern Cal	26-1 1/4
1972 Henry Hines, Southern Cal	25-10

MILE RELAY

1965 Morgan St. (Dennis Edgehill, Henry Hawthorne, Tim Johnson, Nick Lee)	3:15.6
1966 Morgan St. (Ray Pollard, Herman Hawthorne, Malbert Brown, Howard Stanback)	3:16.5
1967 Oklahoma (James Shields, Jim Hardwick, Tom Melton, Bill Calhoun)	3:15.5
1968 Villanova (Hal Nichter, Hardge Davis, Ken Prince, Larry James)	3:14.4
1969 Tennessee (Gary Womble, Larry Kelly, Audrey Hardy, Hardee McAlhaney)	3:14.6
1970 Villanova (Lamotte Hyman, Greg Govan, Hardge Davis, Larry James)	3:15.3
1971 Adelphi (Ray Lee, Keith Davis, Dennis Walker, Clyde McPherson)	3:15.5
1972 Adelphi (Ray Lee, Keith Davis, Dennis Walker, Clyde McPherson)	3:15.8

TWO-MILE RELAY

1965 Okla. State (Jim Metcalf, John Perry, Tom Von Ruden, Dave Perry)	7:27.9
1966 Okla. State (Arnold Droke, John Perry, Jim Metcalf, Tom Von Ruden)	7:30.9
1967 Southern Cal. (Richard Joyce, Dave Buck, Dennis Carr, Carl Trentadue)	7:30.1
1968 Harvard (Trey Burns, Royce Shaw, Jim Baker, Dave McKelvey)	7:26.8
1969 Kansas St. (Dave Peterson, Jerome Howe, Bob Barratti, Ken Swenson)	7:32.2
1970 Kansas (Dennis Stewart, Jim Neihouse, Roger Kathol, Brian McElroy)	7:25.7
1971 UTex. El Paso (Peter Romero, Fernando de la Cerda, Rod Hill, Kerry Ellison)	7:37.4
1972 Illinois (Dave Kaemerer, Ron Phillips, Lee LaBadie, Rob Mango)	7:29.9

DISTANCE MEDLEY RELAY

1967 Kansas St. (Charles Harper, Terry Holbrook, Wes Dutton, Conrad Nightingale)	9:44.6
1968 Villanova (Charles Messenger, Bob Whitehead, Tom Donnelly, Frank Murphy)	9:49.5
1969 Villanova (Andy O'Reilly, Ernie Bradshaw, Chris Mason, Frank Murphy)	9:45.8
1970 Manhattan (John Lovett, Mike Kenny, Al Novell, Tom Donahue)	9:49.2
1971 Pittsburgh (Ken Silay, Doral Watley, Mike Schurko, Jerry Richey)	9:45.7
1972 Bowling Green (Craig Macdonald, Ted Farver, Sid Sink, Dave Wottle)	9:49.5

POLE VAULT

1965 Bob Yard, Wash. State	15-8 1/4
1966 Bill Fosdick, So. Cal.	16-0 1/4
1967 Bob Seagren, So. Cal.	17-0 1/4
1968 Paul Wilson, So. Cal.	16-8
1969 Les Smith, Miami, O.	16-6
1970 Jim Williamson, Maryland	16-6
1971 Scott Wallick, Miami, O.	16-8
1972 Jan Johnson, Alabama	17-1 1/4

SHOT PUT

1965 Randy Matson, Texas A&M	63-2 1/4
1966 George Woods, Southern Ill.	61-3 1/4
1967 Ken Patera, Brigham Young	59-6
1968 John Van Reenan, Wash. St.	62-1
1969 Karl Saib, Kansas	66-8 3/4
1970 Karl Saib, Kansas	67-2 1/2
1971 Karl Saib, Kansas	65-9
1972 Doug Lane, Southern Cal	64-3 1/2

35-LB WEIGHT

1966 Bob Mead, Manhattan	59-0 1/2
1967 Andy Yuen, Connecticut	61-9 3/4
1968 Bob Narcessian, Rhode Is.	65-5 3/4
1969 Charles Ajootian, Harvard	61-8 1/2
1970 Ed Nosal, Harvard	63-6 1/4
1971 Al Schoterman, Kent State	68-10 1/4
1972 Jacques Accambray, Kent St.	71-3 1/4

TRIPLE JUMP

1968 Bob Beamon, UTex El Paso	52-3 1/2
1969 Lennox Burgher, Nebraska	52-0 1/2
1970 Milan Tiff, Miami, O.	51-11 1/2
1971 Mohinder Gill, Cal Poly	52-9 3/4
1972 Barry McClure, Middle Tenn.	52-10 1/4

JUNIOR COLLEGE SECTION

32nd Annual Event Produces NJCAA's First Eastern Junior College Champs

By GEORGE KILLIAN*Executive Director, National Junior College Athletic Assn.*

Essex County College of Newark, New Jersey, became the first eastern junior college ever to win the NJCAA Track and Field championships, capturing the title with 42 team points in the 32nd annual meet, held at Mesa, Arizona, May 25-27.

The Wolverines sped to victory in the meet's final event, the mile relay, for a six-point margin over runnerup Seminole (Okla.) Junior College. The host school, Mesa, was third with 35 team points.

Five meet records were broken or tied in the three-day championships.

High point award honors were collected by Vesco Bradley of Seminole, who scored 26 of his team's points on the strength of second-place finishes in both the 100 and 220-yard dashes and a winning leap of 24-5 in the long jump. The NJCAA Track Coaches Association "Coach of the Year" was Jerry Isom, coach at Miami-Dade South, Florida.

NJCAA Championships

SCORING—Essex 42, Seminole 36, Mesa 35, North Platte 33, Cuyahoga 30, Miami-Dade N. 26, Florida 24, Ranger 24, New Mexico 21, Genesee 20, South Plains 19, Odessa 19, Lincoln Land 18, Miami-Dade S. 17 1/2, Glendale 14, Phoenix 14, Blinn 12, John C. Calhoun 12, Camden 10, Worthington St. 9, Southern Idaho 8, Johnson & Wales 8, Platte 8, Pratt 6, Ricks 6, Thornton 6, Fairbury 6, Washtenaw 6, Gloucester 4, Eastern Okla. 4, Cumberland 4, Allegheny 4, Eastern Utah 4, SW Oregon 3, Brevard 2, Grand Rapids 2, Parkland 2, Hagerstown 2, Hutchinson 1 1/2, Neb. Western 1, Lake Region 1, Snow 1, Black Hawk 1, Kingsborough 1.

100—Armstrong (Es) 9.4, Bradley (Se), Ware (Cuy), Webb (NP), Dudley (Cuy), Outin (JC); **220**—Armstrong (Es) 21.2, Bradley (Se), Webb (NP), Dudley (Cuy), Bell (MDN), Mason (MDS); **440**—Shepherd (Ge) 47.7, Williams (Ra), Daley (Es), Haney (LL), Penny (SP), Patterson (Me); **880**—Griffith (MDS) 1:52.0, Frederick (MDN), Gibson (FI), Jones (Ra), DeFreeze (Cuy), Taylor (NP); **MILE**—Euell (Me) 4:11.0, Walton (JW), Zuck (Ph), McMullen (A), Dawson (GR), Griffith (MDS); **3-MILE**—Torres (Ge) 14:12.5, Carnahan (Pl), Mead (Me), Arebelo (Gle), Douple (Ha), Smith (K); **120-HH**—Fisher (NP) 13.8, Smith (MDN), Eddings (Ph), Roland (EO), Hillary (Ra), Robinson (MDS); **440-H**—Eberhart (SP) 52.1, Melichar (Me), Smith (Fa), Fisher (NP), Angel (Ph), Huff (Sn).

HJ—Fruze (O) 6-8, Gunter (SI), Underwood (Gle), O'Connor (Gle), Joseph (NM), Wallace (O); **LJ**—Bradley (Se) 24-5, Bryant (O), Brown (LL), Robinson (FI), Beasley (Br), Cashman (NV); **PV**—Porter (Ra) 15-7, Hock (Se), Anderson (Wa), tie Davis (SWO) and Lopez (SP), Vana (BH); **SP**—Brown (FI) 53- 1/4, Brown (WS), Wright (T), Clark (EU), tie Geist (Hu) and Suarez (MDS); **DISC**—Whitaker (Me) 167-6, Hardin (NM), Kuhn (Pr), Zalnas (Glo), Broaddus (Bl), Brown (WS); **JAV**—Chapman (Ca) 226-7, Morgan (NM), Lewis (Ri), Gerace (Cum), Milazzo (Ph), Bruner (LR); **TJ**—Jones (JC) 50-4, Brown (LL), Price (Cuy), Robinson (FI), Harris (Se), Fields (JC).

RELAYS—440—Blinn 41.0, North Platte, Essex, Cuyahoga, New Mexico, Miami-Dade S.; **MILE**—Essex 3:12.5, Miami-Dade N., Cuyahoga, South Plains, Miami-Dade S., New Mexico.

Balanced Bakersfield Brigade Scores Upset Triumph In California JC Meet

By GIL BISHOP

Chairman, California Junior College Track and Field Committee

Bakersfield College pulled a minor upset by winning the 1972 California Junior College Track championships over an outstanding field, held in conjunction with the California Relays at Modesto, May 13.

Forty colleges, represented by the top four finishers in each event in the California Junior College's two sectional competitions, participated.

Bakersfield's total of 72 team points far outdistanced second-place Los Angeles City College, which totaled 40 points. The Renegades had only one first place finish, but had the depth to score heavily.

Greg Tinnin of Pasadena City College was the meet's outstanding competitor, scoring a double triumph in the high hurdles and in the high jump, where he cleared seven feet.

L. A. Valley's Dave Babiracki established an automatic record with his 13:59.6 time in the three-mile run, the first year that distance has been competed in the junior college ranks.

Bakersfield's winning coach, Bob Covey, later headed the United States junior team in their meet against the Soviet Union in Sacramento in June.

California JC Championships

SCORING—Bakersfield 72, L. A. City 40, El Camino 30, Pasadena 29, Diablo Valley 28, American River 27, S. D. Mesa 24, San Joaquin Delta 23, L. A. Valley 20, Mt. San Antonio 20, CCSF 20, Chaffey 18, Compton 18, West Hills 14, Merritt 11, Cypress 8, Foothill 8, West Valley 8, Long Beach 8, Pierce 6, Hancock 6, Sequoias 6, Canyons 6, Cabrillo 4, Laney 4, Monterey 4, S. D. City 4, Santa Ana 4, Redley 4, West L. A. 4, Fresno 3, Fullerton 3, Hartnell 2, DeAnza 2, Solano 2, Glendale 1, Grossmont 1, Citrus 1, L. A. Southwest 1.

100—Chewing (SJ) 9.5, Breddell (SDM), Reddick (LAC), Ross (LAC), Ruffin (CCSF), Smith (SDC); **220**—Breddell (SDM) 21.4, Nichols (B), Cornell (SDM), Jefferson (Me), Butler (DV), Fletcher (Pa); **440**—Sanchez (LAV) 47.0, Sprink (Pa), Jefferson (Me), Fisher (Co), Grasha (Fu), Moring (Seq); **880**—Morgen (CCSF) 1:51.0, Baxter (LAC), Hockenberry (Can), Foster (B), Ross (Fr), Carlson (WV); **MILE**—Bentz (DV) 4:10.2, Granillo (B), Schaecher (WV), Lamb (SA), Patterson (EC), Walker (C); **3-MILE**—Babiracki (LAV) 13:59.6, Lozano (B), Schaechterle (AR), Granillo (B), Johnson (EC), Weed (AR); **120-HH**—Tinnin (Pa) 14.0, Mosley (B), Washington (LAC), Jackson (Seq), Hall (SJ), Kinsman (Fu); **440-H**—Guerrero (EC) 52.8, McGee (AR), Kring (Han), Todd (MSA), Claypool (SDC), James (G).

HJ—Tinnin (Pa) 7-0, Miller (DV), Redmond (DV), Brown (Co), Sanderson (DV), Haley (Seq); **LJ**—Todd (MSA) 25-3, Smith (WH), Drew (Co), Swillis (R), Lear (Har), Shaw (SDC); **PV**—Stillians (EC) 15-5¼, Ripley (Cy), Drew (Pi), Vallutini (Cab), Van Kirk (AR), Ellis (Gr); **SP**—Kirschesman (AR) 56-¼, Schiller (LB), Turri (EC), Bragg (Lan), Brown (B), Hembriek (LAS); **DISC**—Yourek (B) 170-3, Pompa (C), Lafave (B), Blake (Mo), Covey (DA), McNaughton (Fr); **JAV (non-scoring)**—Goldie (Ch) 232-3, Antolin (Fu), Rhoades (Gr), Meredith (Desert), Powell (Fr); **TJ**—Montana (SJ) 50-5, Krebs (Fo), Roberts (WH), Washington (LAC), Jones (LAC), Murphy (WV).

RELAYS—**440**—L. A. City 40.8, Bakersfield, Mt. San Antonio, Compton, CCSF, San Joaquin Delta; **MILE**—Chaffey 3:14.3, Bakersfield, CCSF, West L. A., Solano, Merritt.

National Junior College Records

Made by competitors attending a two-year college and accepted by the National Joint Junior College Track Records Committee. Claims for National Junior College records should be submitted to Dave Kamanski, Cerritos College, Norwalk, Cal., or George Killian, National Junior College Athletic Association, Hilton Inn, Hutchinson, Kan.

100-yard dash—9.2—Doug Hawken (Glendale CC), 1969.

220-yard dash—20.5—Mike Frey (Mesa CC, Ariz.), 1968.

440-yard dash—46.1s—Lee Evans (San Jose CC) Sacramento, Calif., June 11, 1966.

880-yard run—1:48.6—Ray Van Asten (Mt. San Antonio) Walnut, Cal., Apr. 28, 1962.

One-mile run—3m. 56.1s—Neill Duggan (Allan Hancock) San Diego, Calif., June 11, 1966.

Two-mile run—8:52.4—Phil Burkewit (Spokane CC) Spokane, Wash., Apr. 18, 1970.

Three-mile run—13:47.5—David Babiracki (L.A. Valley Col), Van Nuys, Cal., May 5, 1972.

120-yard high hurdles—13.5—Charles Rich (Los Angeles Southwest) San Diego, Cal., May 22, 1971.

440-yard intermediate hurdles—51.2s—Geoffrey Vanderstock (Mt. San Antonio) Walnut, Cal., Apr. 16, 1966.

High Jump—7-1½—Ed Caruthers (Santa Ana) Norwalk, Cal., Apr. 15, 1965; Ray Lisby (Mesa CC, Ariz.), 1971.

Long jump—26ft. 2¾in.—Henry Hines (Sacramento CC) Fresno, Cal., May 10, 1969.

Triple jump—51ft. 10 3/4in.—Maboney Samuels (Foothill Col.) Fresno, Calif., May 12, 1962; Robert Reader (Bakersfield) Fresno, Cal., May 10, 1969.

Pole vault—16-11—Terry Porter (Ranger, Tex., JC) 1972.

Shot put—62-1—Spike Walker (Spokane Falls CC) Spokane, Wash., May 15, 1971.

Discus—187ft. 5in.—Les Mills (Foothill Col.) Modesto, Calif., May 18, 1963.

Javelin—273ft.—Mark Murro (Mesa Comm. Col.) Garden City, Kan., Apr. 9, 1968.

Hammer throw—167-9—Casey Ballway (Fullerton Col.), Walnut, Cal., Apr. 28, 1972.

440-yard relay—40.4s—Merritt (Norbert Payton, Henry Stuckey, Larry Glenn, Warren Edmonson) Modesto, Cal., May 24, 1969.

880-yard relay—1m. 24.1s.—Merritt (Norbert Payton, Henry Stuckey, Larry Glenn, Warren Edmonson) Cupertino, Cal., Apr. 26, 1969.

One-mile relay—3m. 8.2s.—Merritt (Larry Glenn, Henry Stuckey, Warren Edmonson, Lamont Jackson) Cupertino, Cal., Apr. 26, 1969.

Two-mile relay—7m. 29.3s.—L.A. Pierce (Biff Newman, Terry Tubb, Paul Myers, Robert Hansen) Fresno, Cal., May 13, 1967.

Four-mile relay—17m. 0.4s.—L.A. Valley (Mark Covert, Bob King, Mike Wagenbach, Jim Estes) Walnut, Cal., Apr. 25, 1969.

Sprint medley relay—3m. 22.8s.—Mt. San Antonio (Ray Van Asten, Lee Phillips, Duane Reidenbach, Bob Miltz) Walnut, Cal. Apr. 28, 1961; Sacramento CC (Thomas Allen, Mike Bates, James Mott, Robert Martin) Los Altos, Cal., Apr. 27, 1968.

Distance medley relay—9:51.0—L.A. Valley Col. (David Sanchez, Mark Kennedy, John Loomis, David Babiracki) Fresno, Cal., May 13, 1972.

480-yard shuttle hurdle relay (low, high, low, high)—53.7s—Mt. San Antonio (Bob Seagen, Geoffrey Vanderstock, Bruce Johnson, Don Shy) Walnut, Calif., Apr. 23, 1969.

480-yard high hurdle shuttle relay—59.1—Fullerton Col. (Jeff Schreengost, John Stroot, Bryan Poland, Warm Kinsman) Bakersfield, Cal., Apr. 22, 1972.

HIGH SCHOOL SECTION

1972 High School Honor Roll

Compiled by **WILLIAM W. RUSSELL**
Commissioner, California Interscholastic Federation

Outstanding marks for inclusion in the 1972 Honor Roll should be forwarded to the secretaries of the various State High School Athletic Associations by whom they will be approved and forwarded to Wm. W. Russell, Commissioner, CIF, 470 South Patterson Ave., Santa Barbara, Cal.

Performances made by eligible high school athletes whose schools are members of their State High School Athletic Association; performances made in interscholastic competition at a meeting involving five or more schools; winning performances in races without wind assistance.

100-YARD DASH		<i>Best Mark</i>
Lawson, Libbey, Toledo, O.		9.4
Dawson, Elmore, Houston, Tex.		9.5
Jones, Evanston, Ill.		9.5
Kimbrough, Mobile, Ala.		9.5
McCullough, Sacramento, Cal.		9.5
Owens, Roosevelt, Gary, Ind.		9.5
Releford, Dobyns-Bennett, Tenn.		9.5
Saylor, Fremont, Cal.		9.5
Shavers, Albany, Cal.		9.5
Tassin, Compton, Cal.		9.5
Yann, South Bend, Ind.		9.5
Williams, Talledega, Ala.		9.5
Woodward, Hartford, Conn.		9.5
220-YARD DASH		
James, Monmouth, N.J.		20.9
Dierschke, Sealy, Tex.		21.0
Gilbreath, Amarillo, Tex.		21.0
Jackson, Kress, Tex.		21.0
Johnson, Berger, Tex.		21.0
McCullough, Sacramento, Cal.		21.0
Shavers, Albany, Cal.		21.0
Connolly, Mesa, Ariz.		21.1
Littlefield, Baytown, Tex.		21.1
Reid, Wilson, Beckley, W.Va.		21.1
440-YARD DASH		
Ray, Newport News, Va.		45.8
Son, Plainview, Tex.		47.3
Brown, Opelousas, La.		47.4
Harell, Santa Ana, Cal.		47.4
Lawson, Pittsburgh, Cal.		47.4
Randle, Central, K.C., Mo.		47.5
Robbins, Drestrehan, La.		47.7
Rollins, Lee, Tyler, Tex.		47.7
Taylor, Dunbar, Tex.		47.7
Thornton, Male, Louisville, Ky.		47.8
880-YARD RUN		
Scott, El Cerrito, Cal.		1:49.7
Harell, Santa Ana, Cal.		1:51.3
Garrison, Antioch, Tenn.		1:51.4
Crenshaw, Dallas, Tex.		1:51.5
Sellers, Evansville, Ind.		1:51.7
Spires, Klamath Falls, Ore.		1:52.3
Seaney, Manual Arts, L.A., Cal.		1:52.4

880-YARD RUN, cont.		<i>Best Mark</i>
Achgill, Greenwood, Ind.		1:52.5
Francis, New Bedford, Mass.		1:52.5
Hyatt, Placer, Auburn, Cal.		1:52.5
White, Thornton, Harvey, Ill.		1:52.5
MILE RUN		
Schilling, Garden Grove, Cal.		4:05.4
Virgin, Lebanon, Ill.		4:09.2
Voigt, Jackson, Manassas, Va.		4:10.1
Cotton, Valley, El Cajon, Cal.		4:10.6
Shipman, Bedford, Ind.		4:10.9
Addison, Rhodes, Cleveland, O.		4:11.0
Cormeans, Lanier, Austin, Tex.		4:11.0
Berger, St. Helens, Ore.		4:11.1
Scott, El Cerrito, Cal.		4:12.4
Schnell, DeVilbiss, Toledo, O.		4:12.7
TWO-MILE RUN		
Beck, Santa Monica, Cal.		8:48.8
Virgin, Lebanon, Ill.		8:51.9
Genet, Santa Ana, Cal.		8:53.3
Cotton, Valley, El Cajon, Cal.		8:54.7
Grubbs, Fremont, Cal.		9:00.0
Fee, White Bear Lake, Minn.		9:02.7
Innes, Upland, Cal.		9:04.0
Tulou, Maury, Norfolk, Va.		9:06.8
McFarland, Richmond, Ind.		9:07.0
Salcido, Fullerton, Cal.		9:07.4
120-YARD HIGH HURDLES		
Misher, Sterling, Houston, Tex.		13.5
Jones, Palo Verde, Blythe, Cal.		13.6
Romes, Hillside, Durham, N.C.		13.6
Littlefield, Baytown, Tex.		13.7
Patterson, Snyder, Tex.		13.7
Schwab, Centerearch, N.Y.		13.7
Blackshear, Metuchen, N.J.		13.8
Grant, Murphy, Mobile, Ala.		13.8
Mealy, Edison, Stockton, Cal.		13.8
Archer, Denison, Tex.		13.9
Royal, Poly, Long Beach, Cal.		13.9
180-YARD LOW HURDLES		
Jones, Palo Verde, Blythe, Cal.		18.5
Nealy, Edison, Stockton, Cal.		18.5
Skillman, Campbell, Cal.		18.7
Schwab, Centerearch, N.Y.		18.7

180-YARD LOW HURDLES, cont.		
<i>Name, School</i>	<i>Best</i>	<i>Mark</i>
Jones, Jackson, Charleston, W.Va.	18.8	
Pfersdorf, Catalina, Tucson, Az.	18.8	
Scully, Audubon, N.J.	18.8	
Wierson, Ames, Ia.	18.8	
Lewis, McKinley, Canton, O.	18.9	
Pierce, San Bruno, Cal.	18.9	
Reimer, Wasco, Cal.	18.9	
Taylor, Marina, Cal.	18.9	

POLE VAULT		
Brigham, South, Eugene, Ore.	16-4	
Riley, East, Wichita, Kan.	15-7	
Glackman, Lynnville, Ind.	15-6	
Baggett, Pasco, Wash.	15-5 ³ / ₄	
Eddy, Ferris, Spokane, Wash.	15-5 ³ / ₄	
Aide, Bismarck, N.D.	15-4	
Crews, Baton Rouge, La.	15-3	
Bailey, Nampa, Ida.	15-2	
Black, Fremont, Los Angeles	15-2	
Curran, Crespi, Cal.	15-2	
Johnson, Hoover, Glendale, Cal.	15-2	

HIGH JUMP		
Braach, Des Moines, Wash.	6-11 ¹ / ₂	
Bush, Campbell, Cal.	6-11	
Branch, Knoxville, Tenn.	6-10 ¹ / ₄	
Meisler, Farmingdale, N.Y.	6-10 ¹ / ₄	
Moore, Junction City, Kan.	6-10 ¹ / ₄	
DeLoach, Irvin, El Paso, Tex.	6-10	
Miles, Poly, Long Beach, Cal.	6-10	
Nowacki, Greenfield, Wis.	6-10	
Reese, Auburn, Ala.	6-10	

LONG JUMP		
Hardeman, Edison, Fresno, Cal.	25-9 ¹ / ₂	
McCullough, Sacramento, Cal.	25-5	
Robbins, Drestrehan, La.	25-2 ³ / ₄	
Duncan, Sacramento, Cal.	24-9	
Herdn, Cajon, Cal.	24-8 ¹ / ₂	
Edwards, Redlands, Cal.	24-5 ³ / ₄	
Scott, Alton, Ill.	24-5 ¹ / ₄	
Harrison, Beaumont, Tex.	24-4 ¹ / ₂	
Ray, Galveston, Tex.	24-4 ¹ / ₄	
Smith, Newport News, Va.	24-4	

TRIPLE JUMP		
Cochee, Tech, Oakland, Cal.	49-5 ³ / ₄	
Knapp, Atlanta, Ga.	49-2	
White, Harrison, Colo.	49-0 ³ / ₄	
Scott, Newport News, Va.	48-10	
Triplett, San Jose, Cal.	48-9	
Hay, Concord, Cal.	48-5 ¹ / ₂	
Rin, Clovis, Cal.	48-3	
Jones, Opelousas, La.	48-2	
Tucker, Fresno, Cal.	48-2	
Johnson, Jefferson, Ga.	48-1 ¹ / ₂	

SHOT PUT		
Semkiew, Baldwin, Pa.	66-5 ¹ / ₂	
Cross, No. Hollywood, Cal.	65-7 ¹ / ₄	
West, Mart, Tex.	65-2 ¹ / ₄	
Gerasimchuk, Narbonne, L.A.	64-8 ³ / ₄	
Albritton, Newport Harbor, Cal.	64-4 ³ / ₄	
Franklin, Lamar Consol., Tex.	64-0 ³ / ₄	
Mannon, Los Gatos, Cal.	63-5 ³ / ₄	
Budmich, South Gate, Cal.	62-6	
Starch, East, Madison, Wis.	62-4 ¹ / ₂	
Carter, Monterey, Lubbock, Tex.	61-11	

DISCUS		
Dull, Winter Haven, Fla.	199-5	
Paul, Galveston, Tex.	195-11	
Miller, Troutdale, Ore.	193-10	

DISCUS, cont.		
<i>Name, School</i>	<i>Best</i>	<i>Mark</i>
Hickson, San Jose, Cal.	188-7	
Pushkin, Los Altos, Cal.	187-9	
Overton, Los Altos, Cal.	185-10	
Mullen, Port Arthur, Tex.	183-11	
Lessman, East, Sioux City, Ia.	183-11	
Smith, Independence, Ia.	183-11	
Banich, Arvada, Colo.	183-10	
Groover, San Jose, Cal.	183-10	

JAVELIN		
Carter, South, Eugene, Ore.	236-8	
Dow, Hillsboro, Ore.	233-11	
Jackson, Providence, R.I.	227-8	
Keller, Marshall, Portland, Ore.	225-2	
Heide, Troutdale, Ore.	223-5	
Cummins, Grove City, Pa.	223-3	
Ott, Skyline, Salt Lake City	222-8	
Newton, Haven, Kan.	222-7	
Sage, Hobbs, N.M.	220-10	
Martindale, Gladstone, Ore.	220-3	

440-YARD RELAY		
Smiley HS, Houston, Tex.		40.9
Dunbar HS, Fort Worth, Tex.		41.0
Centennial HS, Compton, Cal.		41.3
Wilson HS, San Francisco, Cal.		41.3
Northside HS, Fort Worth, Tex.		41.4
Elmore HS, Houston, Tex.		41.4
Hall HS, Little Rock, Ark.		41.7
Crenshaw HS, Los Angeles, Cal.		41.7
Compton HS, Cal.		41.8
Hobbs HS, N.M.		41.9
Carver HS, Montgomery, Ala.		41.9

880-YARD RELAY		
Centennial HS, Compton, Cal.		1:26.4
LaGrange HS, Lake Charles, La.		1:26.4
Hall HS, Little Rock, Ark.		1:26.5
Sterling HS, Baytown, Tex.		1:26.8
Jackson HS, Miami, Fla.		1:26.8
South Terrebonne HS, Bourg, La.		1:26.9
Hobbs HS, N.M.		1:27.1
Evanston HS, Ill.		1:27.4
Roosevelt HS, Gary, Ind.		1:27.4
Hartford HS, Conn.		1:27.5

MILE RELAY		
Pinkston HS, Dallas, Tex.		3:14.2
Tech HS, Fort Worth, Tex.		3:15.9
McClymonds HS, Oakland, Cal.		3:16.0
Putnam City HS, Okla.		3:16.0
Santa Ana HS, Cal.		3:16.0
Lincoln HS, Port Arthur, Tex.		3:16.2
Roosevelt HS, Dallas, Tex.		3:17.2
Roosevelt HS, Canton, O.		3:17.2
Pampa HS, Tex.		3:17.4
El Cerrito HS, Cal.		3:17.6
Fair Park HS, Shreveport, La.		3:17.6

SPRINT MEDLEY RELAY		
El Cerrito HS, Cal.		3:28.5
Lanier HS, Austin, Tex.		3:29.1
Marshall HS, Rochester, Minn.		3:30.8
Sacramento HS, Cal.		3:30.8
Central HS, Davenport, Ia.		3:31.3
Sterling HS, Baytown, Tex.		3:31.6
McClymonds HS, Oakland, Cal.		3:32.6
McGill HS, Mobile, Ala.		3:32.9
Lincoln HS, Sioux Falls, S.D.		3:32.9
East HS, Sioux City, Ia.		3:33.3
Upland HS, Cal.		3:33.3

LOUISIANA STATE UNIVERSITY
Site of the 1973 National Collegiate
Track and Field Championships

