


1974

Official COLLEGIATE


Guide
TRACK and FIELD



Bruce Collins

N RELAYS

\$2



TAKING A TUMBLE on the last water jump in national collegiate steeplechase finals is Washington State's Dean Clark, as Duke's Roger Beardmore prepares to pass the fallen Cougar runner. Clark recovered from his untimely spill and nipped Beardmore at the finish line to nail down third place in the 3,000-meter event in the time of 8:46.0. Beardmore was fourth.

Should Bruins Share National Honor? Maybe, But Don't Bet That They Will

By **GEORG N. MEYERS**

Sports Editor, The Seattle Times

Three national championships in a row are gratifying. But the heart of Jim Bush will not disintegrate if UCLA does not make it four straight.

In fact, with a straight face, Bruin coach Bush suggests that the 1974 National Collegiate Athletic Association championship is "up for grabs, and it would be healthy for track and field if anybody else wins it besides Southern California, Oregon or UCLA"—the schools which have won or shared the crown in 12 of the past 13 years.

"We should not be greedy," said Bush. "My boss is going to hate me, but I honestly believe the championship should be shared, spread around. But that doesn't mean we're not going to try."

IN THAT GRACIOUS MOOD, BUSH RUEFULLY RECKONED that Southern California should be favored in 1974, and "the Texas Longhorns have a good shot at it on their home field, if they keep healthy."

Bush is not the only scholar who foresees a resurgence at Southern Cal, whose nine points in the 1973 meet placed them a shocking 24th. That is, of course, intolerable at a school which has won or shared the title an unmatched 25 times.

But the modesty of Bush cannot write off his Bruins for supremacy, despite the graduation of a trio of jumpers, long and triple, who provided exactly half of UCLA's winning total of 52 points in 1973.

Among other attributes, Bush returns three-fourths of the mile relay team which won an unprecedented fifth straight championship. Only Ron Gaddis is missing from the foursome of Benny Brown, Maxie Parks and Gordon Peppers. Implicit there is the threat for a bundle of points in the open 440.

Georg Meyers has been a track nut ever since the great sprinter Charlie Paddock taught him to play ping pong as a boy.

The Seattle Times sports chief covered his fifth Olympic Games in Munich in 1972. It marked the sixth Olympics he had witnessed—beginning in 1932 in Los Angeles as a gate-crasher.

Meyers was sports information director at College of Pacific in the Amos Alonzo Stagg days and also worked for a newspaper in Alaska.

He joined the Times in 1949 in the newsroom but switched to sports to become sports editor in 1956, a position he has held ever since.



For the first time ever, Bush laments, he has no high hurdler of high consequence. Clim Jackson, 1973 finalist, has quit to become, of all things, an actor.

AND JAMES McALISTER, world leader outdoors at 27- ½, is expected to jump into the long green of professional football, forfeiting his senior season in the sandbox.

Otherwise, Bush's principal veterans are Rory Kotinek in the high jump (7-1¼) and decathlon,

and possibly mercurial Dwight Stones, merely the world record holder at 7-6½, should he decide to return to the books after an academic sabbatical.

For one more hand on the relay baton, Bush has Dave Sanchez (47.2), California junior college state champion. And Clarence Taylor, national junior college record-holder (52-4½), will dry some of Bush's tears over the exodus of his triple king, Milan Tiff.

To challenge that Bruin nucleus as a contender for restoration to the throne room, Southern Cal's coach Vern Wolfe, who likes to build a team around the relays, has netted three junior-collegians with 9.4 or better in Guy Abraham, George Ross and David Thomas (California 220 champion), and a high school swiffling, Mike Shavers.

BELIEVING IN DRAWING TO STRENGTH, Wolfe has added the No. 1 and No. 2 prep long jumpers, Gerald Hardeman (26-¾) and Tody Hammond (25-6¼), to Randy Williams, 1972 Olympic champion. Bob Pullard (17-1) is still around to vault, and also returning are Dean Owens (7-2½) and Ken Randle (46.4), a football-oriented quartermiler like his predecessor, Edesel Garrison.

As to the prospect that Texas may celebrate hosting its first championship meet by winning it, coach Cleburne Price welcomes Robert Primeaux as the defending intermediate hurdles champion; most of his runner-up mile relay quartet, anchored by Don Sturgal (45.9), and Randy Lightfoot, sixth in the high hurdles.

Price will be heavy in the weights with Bishop Dolegiewicz (62-11) and two University of Texas-El Paso transfers, now eligible, Jim McGoldrick (190 discus) and Dana LeDuc (63-6 and 180).

AMONG THE PERENNIAL CONTENDERS, Bill Dellinger will embark on his first full season as successor to the retired old master, Bill Bowerman, with the customary stable of Oregon distance runners—just about enough to avert mass hara-kari over the graduation of the incomparable Steve Prefontaine.

Those riches include steeplechaser Todd Lathers (8:35); Tom Hall, NAIA six-mile champion before transferring from Whitman, and a mile trio of Mark Feig (3:59.5), Scott Daggatt (3:59.8) and Paul Geis (3:58.0, 8:24.8 two-mile, 13:09.2 three-mile), a former freshman at Rice.


Craig Brigham can score dual-meet points in any of a half dozen events and may challenge for the national decathlon after finishing fourth as a freshman in 1973.

If Dellinger can lure from spring football Russ Francis, who set the official and unofficial national prep records of 254-11 and 259-9 in 1971, the javelin will be in sturdy hands.

THE FLIP SIDE OF OREGON'S DISTANCE POWER is San Diego State's speed, with three redshirts now eligible for coach Dick Hill—Steve Williams, reigning claimant as the "world's fastest human;" his unrelated former UTEP teammate, Harold Williams (9.3, 20.6), and James Redd (45.4 for 400 meters).

The Western Athletic Conference, long a track stronghold, promises several national-quality teams for 1974. Brigham Young's strength will be in the field events, especially is the discus, where Zdravko Pecar and Thomas Andersson, both 190-plus throwers, are joined by Kenneth Gardenkranz, a 6-7, 255-pound freshman described by coach Clarence Robison as "the finest prospect we've ever had in this event."

BYU's triple jump corps is led by Sigurd Langeland (52-10¼), the longest of the Cougars' three 50-foot leapers. In the decathlon, Chris Lythell (7,253 points) and Runal Backman (7,239) should help make up for the departure of NCAA champion Raimo Pihl. A top recruit is Dale Con-



HIGH HURDLE BALLET—This trio of intense hurdlers competes in 120-yard finals of CD meet. Rod Milburn of Southern U. (center) was the winner, while Doug Jones of Northridge State (L) and Mitt Turner of Cal Poly Pomona were second and sixth.

nolly of Mesa, Ariz., who accounted for 40 of Westwood High School's state-title winning 44 points, capturing the 100, 220 and 440 and anchoring the winning mile relay.

Arizona State, which surprised everyone with its third-place finish in the national meet last year (tied with Brigham Young), will be young and talented this year. Major loss was Maurice Peoples, national 440 champ who ran that amazing 43.4 quarter anchoring the mile relay, fastest relay split ever recorded.

RETURNING FOR THE SUN DEVILS are a stable of fine sprinters, led by Charley Wells, Carl McCullough and Phil Chewning and joined by prep standouts Steve Williams and Dwaun Stewart. Coach Baldy Castillo recruited three top quartermilers and two national junior college champions—high jumper Paul Underwood (7-1) and discus man Cleve Whitaker (177-8). Long and triple jumper Trevor Hall, a transfer from Texas-El Paso, is now eligible.

Texas-El Paso, the third WAC power, welcomes back weightmen Hans Hoglund, a double NCAA champion in the shot indoors and out; and Peter Farmer, second in both the 35-pound weight indoors and the hammer throw.

THE FOUR MEMBERS of coach Ted Banks' fourth-place 440 relay team return, and that team clocked 39.9 in the nationals without Errol Stewart, who was injured. He's back also, along with a flock of redshirts led by Larry Jessee, 17-4 vaulter; Ben Cooper, seven-foot high jumper; and distance man Bob Wallace, who has a 28:45 six-mile to his credit.

Top Miner recruit is Wilson Wiagwa, from Kenya, who has run the mile in 4:00.3 and 1,500 meters in 3:40.8.

Tennessee builds its 1974 hopes around steeplechaser Doug Brown, who emerged as the top American in that event in 1973. His best is 8:26.8. He's joined by such notables as Darwin Bond, fourth in the 440 last year and anchor man on the Vols' fourth-place mile relay unit; and Willie Thomas, 1972 champion at 800 meters who suffered through an off-season in 1973

due to injury. Thom Garrison, who carried Tennessee colors to fourth in the 880 in Thomas' absence, also returns to form a strong half-mile team.

Prospects elsewhere around the country:

WEST COAST—In the potent Pacific-8 Conference, Oregon State may break up the traditional UCLA-Southern Cal-Oregon scramble with such as Tom Woods (7-4½, 1972 champion and 1973 runner-up) and Mike Fleer (7-1½) in the high jump; Ethiopian Hailu Ebba (3:57.8), and javelinists Jim Judd (258-0), Curt Heide (248-7) and Rich Davis (243-1).

Washington State will be aided by third-place steeplechaser Dean Clark (8:43.2); Kenyan John Ngeno at three and six miles; Dale Scott, 1:48.2 as a freshman half-mile, and three seven-foot jumpers in Bob Niehl and two freshmen, Al Darneille and Lee Braach, if the latter elects to pass up spring football.

RICK BROWN (1:46.7) MAY BE READY for his national-championship move in the half mile for California, and the Golden Bears have added Carl Florant, 13.6 as a prep high hurdler.

Ken Shannon's long line of javelin throwers—Fred Luke, Cary Feldmann, Gary Quitslund—frays slightly with the transfer of Quitslund, 1972 runner-up, who seeks technical courses not offered at Washington. Rod Ewaliko (244-4 as a freshman) and Duncan Atwood, national prep leader at 233-1, will try to take up the slack.

Washington also has erratic Jeff Taylor in the vault (17-2); impressive weight strength in freshmen Robin Earl and Russ Vincent and Casey Ballway, junior college hammer record holder (187-11), and the Huskies' first-ever national class sprinter out of high school, Pablo Franco (9.4 and 20.9) of Hartford, Conn.

STANFORD'S THIN RANKS were jeopardized by the indecision of Terry Albritton, school record shotputter as a freshman, on whether to return to school.

San Jose State returns Vince Breddell, fourth in the 220, and Mark Schilling, the Spartans' first sub-four miler, and adds Ron Whitaker (47.0), state high school 440 champion, and Ron Livers, national prep leader in the triple jump (51-7) and 6-10% high jumper.

Carl Lawson is the pride of Idaho State, with a wind-aided 19.9 in the 220 and third in the national collegiate 100.

SOUTHWEST—Rice bade farewell to Dave Roberts, three-time vault champion, but foresees national points from Ken Stadel, twice runner-up in the discus with a best of 209-2, plus 60-7 in the shot.

THE BROTHER ACT OF JOE AND GENE POUNCY sweetens Southern Methodist's outlook. Joe was fifth in the 220, and Gene has a 9.3 in the 100. They are back, intact, with Mike Rideau and Rufus Shaw for another crack at the sprint relay title, where they finished fifth last year.

Texas Christian looks for national attention in the mile relay with Lee Williams, Andrew McKinney and Gary Peacock—three-fourths of the fifth-place finisher.

MISSOURI VALLEY—Mark Lutz, perhaps the most improved sprinter of 1973, and Terry Porter, national indoor champion and third outdoors in the vault, will team with seven-foot leapers Randy Smith and Barry Schur for Kansas.

Colorado is excited over Ted Castaneda, three-mile runnerup and a 27:22.4 six-miler, and three sparkling imports from Ghana—Kingsley Adams, long jumper; Ohene KariKari (9.3 and 20.8 as a freshman), and James Nyumetei (53-9½ triple, indoors). Also aboard are Bill Jankunis, 7-½ as a

prep jumper, and Melvin Johnson, 9.3 in the 100.

Missouri looks on Charlie McMullen as a national factor with his 3:59.6 mile. Kansas State's sprint corps of Dean Williams (9.4, 21.0) and Fred Merrill (9.5 and 21.0) has been augmented by transfer Leonard Willis (9.3) and freshman Jim Hardin (9.6, 21.4).

MIDWEST—Kent State still savors the presence of France's Jacques Accambray, two-time hammer champion (1971, 1973) and 1972 runnerup to his teammate, Al Schoterman. Olympian Gerald Tinker, 220 runnerup and fourth in the 100, also returns.

So do Marshall Dill, 220 champion for Michigan State, and Bob Casselman, third in the intermediate hurdles.

WHAT'LL BOWLING GREEN DO WITHOUT DAVE WOTTE? The two-time mile champion and Olympic 800-meter king, as a graduate assistant, will help tutor coach Mel Brodt's quartet of middle-distance contenders, Craig Macdonald, Bruce Vermilyea, Rick Schnittker and Tom Preston.

Illinois hopes to launch a career for Craig Virgin appropriate to the freshman whose 8:41 two-mile wiped out the prep record of Prefontaine. Jim Fasules, intermediate hurdle finalist, tops the veterans.

Rick Dowswell, at Ohio University, aspires to retrieve the 1972 javelin championship he yielded last year to Kansas' Sam Colson, now graduated. Kevin Weitz, South African soph, has a 1:48.6 half and a 46.6 quarter.

Olympian Larry Burton, sixth in the 100, is Purdue's strongest national contender. Minnesota will welcome back redshirt Garry Bjorklund, 1971 six-mile champion and record holder at 27:43.1, to join Dennis Fee, sixth in that event as a freshman last year.

MICHIGAN HAS NATIONAL CONTENDERS in Kim Rowe, Jamaica Olympian and three-time Big Ten 440 champion (46.0), and another promising Jamaica newcomer, Jeff McLeod, with 46.8 for 400 meters—on grass.

Indiana's brightest hopes are Pat Mandera, six-mile runnerup; Dennis Adama (7-1); Glen Love (9.3, 20.7), and Doug Vine (51-3½ triple).

EAST—Charlie Maguire will defend his six-mile championship for Penn State. Ted Bregar of Navy will try to improve on his third in the hammer.

Manhattan College has Ken McBryde (53-7½), third in the triple jump, and four who have bettered four minutes for the mile or the metric equivalent—Mike Keogh, Joe Savage, Tony Colon and freshman Matt Centrowitz.

Pennsylvania returns Bruce Collins, intermediate hurdles runnerup in 1973 after winning the title the year before.




SOUTH—Duke has Olympian Bob Wheeler, coming off a season of injury, and Roger Beardmore, fourth in the steeplechase.

LOUISIANA STATE HAS STRENGTH IN THE HURDLES with Larry Shipp, indoor conqueror of Rod Milburn and 1973 fifth, and sophomore Allen Misher—and in the sprints with two junior collegians, Ainsley Armstrong of Trinidad (9.3 and 20.7) and Alfred Daley of Jamaica (9.3, 20.6, 46.1).

Ricky Stubbs, fourth and third the past two years, is a high hurdle threat (13.4) for Louisiana Tech. Wesly Smith (25-11½ and 50-plus) can jump, and Ronnie Bambang has a 253-2 best in the javelin.

Western Kentucky pins its hopes on shotputter Jesse Stuart (66-4½), distance man Nick Rose (3:58.4, 13:14.2) and triple jumper Emmett Briggs (51-11¼), all of whom placed in the national meet last year.

More than in any previous season, freshmen will be a factor in 1974, and many hitherto obscure names and faces may be accepting medals in June in Austin, Texas.



WINNING, NCAA STYLE—Showing delight as national champs are (from upper left, clockwise): Doug Brown (Tennessee), steeplechase; Ed Hammonds (Memphis St.), 440 relay; Robert Primeaux (Texas), 440 hurdles, and Benny Brown (UCLA), mile relay.

NATIONAL COLLEGIATE CHAMPIONSHIPS

As Records Wilt In Louisiana's Heat, UCLA Breezes To Third Straight Victory

By DICK MOORE

Sports Writer, Fort Worth Star-Telegram

There were those who clamored that Louisiana State University should never have been selected as host for the 1973 National Collegiate Track and Field Championships because of Baton Rouge's heat and humidity.

The Bruins of UCLA hummed merrily along to their third straight team championship with 52 points.

For the very first time, a "heat committee" was appointed. The three-man group was particularly concerned over the health of distance runners.

They came up with these suggestions for distance runners: (1) Drink plenty of liquids; (2) have a bucket of water poured over their heads before a race; (3) wear caps, and (4) run with shirttails out.

If the heat and humidity reached certain points, a physicist would decide whether the steeplechase and three-mile runs were to be switched from Saturday afternoon before the TV cameras to the evening.

LSU OFFICIALS SIZZLED AND NOT FROM THE HEAT. "Why, we haven't lost a distance runner yet," muttered host coach Joe May. "I tell you this. Any good runner will perform as well if not better than he has ever done."

May was so right. The meet produced incredible races, especially in the distance events.

For the first time ever, eight milers cracked the four-minute barrier, led by Olympian Dave Wottle's record-smashing 3:57.1. The Bowling Green senior spun the last quarter in 53.2.


Another Olympian, Steve Prefontaine of Oregon, erased his own preliminary record of 13:18.9 in the three mile with a sparkling 13:05.3—his best time at that point of the season—in winning his fourth NCAA title.

Then Doug Brown of Tennessee, at Munich with Wottle and Prefontaine, uncorked the third fastest steeplechase time by an American of 8:28.1. That was a new mark, too.

OLYMPIC GOLD MEDALIST Rod Milburn, from Southern University in Baton Rouge, stair-stepped to times of 13.4 in the prelims to 13.3 in the semis to 13.1 in the high hurdles finals.

Only Rod had ever hurled faster with his world record of 13.0. He rubbed

In the early years of her marriage, Janet Moore didn't ask her husband where they would vacation during the summer. She inquired as to the site of the NCAA track meet.



This lasted until the Fort Worth Star-Telegram began sending Dick Moore to the meets in 1956.

Moore staffed his first major meet when he cut his summer classes at the University of Texas to cover the 1948 Olympic Trials for the Daily Texan.

He joined the Star-Telegram in 1949, and has reported every Trials since then for that newspaper.

In addition, Moore has covered four Olympic Games, including one for the Associated Press.

out the NCAA record of 13.2, which matched the world mark when Erv Hall of Villanova set it in 1969.

And in the glamorous closing event, the mile relay, Maurice Peoples of Arizona State, upset winner Benny Brown of UCLA in the 440, went out fast and closed even faster with the swiftest relay quarter ever—43.4. He hauled his team from a distant sixth to a close third behind winning UCLA (3:04.3) and Texas (3:05.0).

What about the heat bugaboo? Two years ago, the NCAA was staged in the cool of Seattle, Wash. Of the 12 running events, nine of the winning performances at LSU were better than those in the far Northwest. Only the 100, 220 and six-mile were slower.

Did the distance runners follow the suggestions of the "heat committee"?

Wottle wore a cap. But he always does. Prefontaine ran with his shirttail out. But he always does.

"THE HEAT HELD US BACK in the sense that all of us ran a slow pace for the first three quarters," observed Wottle. "On that last lap, we all opened up. The weather didn't faze us."

Tony Waldrop of North Carolina, just hoping for a sixth place, blazed the final quarter in 52.8 for the runner-up spot in 3:57.3.

Brown confessed that he was more nervous than at the Olympics because "the pressure was greater on me. The newspapers and fans made it clear that I was supposed to win. I prepared myself for the heat by staying in the shade and drinking liquids."

Defending champions fell in alarming numbers. Ronald Evans of Connecticut in the decathlon, Jerry Wilson of USC in the high hurdles, John Halberstadt of Oklahoma State in the six-mile run, Bruce Collins of Penn in the 440 hurdles and Olympic gold medalist Randy Williams of Southern Cal in the long jump were victims.

UCLA, THOUGH, WAS NOT NUMBERED among the dethroned titlists with an easy team victory and 52 points. A distant second came Oregon at 31, followed by Brigham Young and Arizona State with 26 each.

"This is a meet where the toughest and luckiest team wins," said UCLA coach Jim Bush. "And you have to have some talent too. And we have."

The thundering crash was Southern California plummeting to an all-time low of nine points and 24th place. Considered a serious contender, the Trojans had never scored fewer than 22 points in the last 43 years, except during their probation years of 1957 and 1959.

Williams fouled four times in the long jump and was never higher than fourth as Finn Bendixen of UCLA, with a clutch last-jump leap of 25-10½, shoved Al Lanier of Cincinnati to second for the second straight year.

BENDIXEN, A NATIVE OF NORWAY, had to pinch himself. "I can't believe it. This is the greatest thing that ever happened to me. It was my final jump for UCLA, and I wanted to end it well." He did.

"You can't say anyone jumped well," suggested Williams. "I had the wind against me. I'm light and I had trouble with my step. I don't think I ever touched the board."

Big Sam Colson had no trouble in the javelin as the Kansas senior had three tosses of more than 270 feet, his record one being 279 feet even.

He loved the heat. "It cut down on my warmup time. Two throws and I was ready to go."

The heat didn't bother Mac Wilkins of Oregon, either. Mac, who came to Oregon as a javelin thrower but switched to the discus after an arm injury,

broke the meet's discus mark with a fling of 204-6 in the trials, then hit 203-11 in the finals as Ken Stadel of Rice once again wound up as the bridesmaid at 189-10.

"I was a little tight on the first three throws and concerned about Ken catching up. After the fourth one, everything was OK."

Dave Roberts of Rice overcame a twisted knee with clutch vaults at 17-0 and 17-4 on his last jumps to win the NCAA for an unprecedented third straight time. Roberts completely skipped the warmups because of a knee injury in the trial jumps.

"THIS WAS THE REASON I QUIT AT 17-4," he added. "When things are going great, it's funny, but it's hard for me to do well. Maybe I was better off because of my injury."

"Anybody who makes this jump in this heat . . . he deserves to win," said SEC champion Mike Cotton of Florida, who was leading Roberts.

Sophomore Robert Primeaux of Texas not only pulled a surprise in the 440 hurdles by beating 1972 champion Collins, but his time of 49.5 was the second fastest ever in the meet. He, Collins and Bob Cassleman of Michigan State, went over the last hurdle, side by side, together. Primeaux had more left than the others.

The 100 was slow but close as all of the top six clocked 9.4's. The camera picked out Ed Hammonds of Memphis State after favored Don Quarrie of USC got off dead last and never improved.

QUARRIE COLLAPSED BEFORE THE START OF THE 220, walked back to the starting line and was withdrawn. He was the meet's only heat prostration victim. Marshall Dill of Michigan State won in 20.9. There were only five placers as another runner did not finish and a third was disqualified.

Three other records fell in the Baton Rouge competition. Reynaldo Brown of Cal Poly and Tom Woods of Oregon State both high jumped 7-4 to break Woods' 1972 record of 7-3¼. Brown was the winner with fewer misses.

UCLA triple jumper Milan Tiff leaped to a meet mark of 54-2¾; and in the decathlon Brigham Young's (and Sweden's) Raimo Pihl, with a narrow five-point margin over Roger George of Fresno State, established a standard of 7,782 points. Evans, hobbled by a pulled hamstring, finished third.



FINAL STRIDES of all eight intermediate hurdles finalists are captured by camera behind finish line. L-R: Jim Fasules (Illinois), who finished 7th; Chris Adsit (Colorado St.), 5th; Rod Jackson (Eastern Ill.), 8th; Bruce Collins (Pennsylvania), 2nd; champion Robert Primeaux of Texas; Bob Cassleman (Michigan St.) 3rd; Efen Gipson (Lamar), 4th, and Mike Cronholm of Rice, 6th.

TEAM SCORES

UCLA	52	Washington St. (WaS)	10	Villanova (Vil)	6
Oregon (Or)	31	Bowling Green (BG)	10	SW Louisiana (SWL)	6
Brigham Young (BY)	26	Wisconsin (Wi)	10	East Tennessee (ET)	4
Arizona St. (AriS)	26	Southern Cal (SC)	9	Duke (Du)	4
Tennessee (Ten)	24	Fresno St. (FrS)	8	Lamar (La)	4
UTex. El Paso (UTEP)	22	SMU	8	Long Beach St. (LB)	4
Kent State (KeS)	22	Indiana (In)	8	TCU	2
Memphis St. (MeS)	20	Florida (Fl)	8	Pittsburgh (Pi)	2
Texas (Tex)	20	Pennsylvania (Pe)	8	LSU	2
Rice (Ri)	19	Illinois (Il)	8	Alabama (Al)	2
Mich. State (MicS)	19	Manhattan (Man)	8	Colorado St. (CoS)	2
Kansas (K)	18	Middle Tenn. (MT)	8	Kansas St. (KaS)	1½
Colorado (Co)	17½	N.C. Central (NCC)	8	Harvard (Har)	1½
North Carolina (NC)	14	Arizona (Ari)	7	UCSanta Barb. (UCSB)	1
Western Ky. (WK)	14	San Jose St. (SJS)	6½	Baylor (Bay)	1
Cincinnati (Ci)	14	Ohio U. (Oh)	6	Purdue (Pur)	1
Penn State (PeS)	13	Navy (Na)	6	Minnesota (Min)	1
Oregon St. (OrS)	13	Louisiana Tech (LT)	6	Murray St. (MuS)	1
California (Ca)	10	Idaho St. (IS)	6	Wm. & Mary (W&M)	1
Connecticut (Con)	10	Okl. State (OkS)	6		

Also competed—Ab. Christian (AC), Adelphi (Ad), American U. (Am), Arkansas St. (ArkS), Army (Arm), Ashland (As), Auburn (Aub), Austin Peay (AP), Ball State (BaS), Boise St. (BoS), Brown (Bro), C. W. Post (CWP), Cal Poly SLO (CPS), Chico St. (ChS), Colgate (Colg), Cornell (Cor), Dartmouth (Da), Drake (Dr), East Carolina (EC), Eastern Ill. (EI), Eastern Ky. (EK), Fisk (Fi), Florida St. (FlS), Fullerton St. (FuS), Georgetown (Gt), Georgia (Ga), Hayward St. (HS), Holy Cross (HC), Houston (Hou), Iowa (Io), Lincoln (Li), Maryland (Mar), Massachusetts (Mas), MIT, McNeese St. (McN), Miami-Ohio (Mia), Miss. State (MisS), Missouri (Mis), Montana (Mont), Mount Union (MU), Nebraska (Ne), Norfolk St. (NoS), N. C. State (NCS), North Texas St. (NT), NE Louisiana (NEL), Northeastern (Northe), Northern Ariz. (NA), Northern Ill. (NI), Notre Dame (ND), Ohio State (Ohs), Oklahoma (Ok), Pacific (Pa), Princeton (Pr), Puget Sound (PuS), Rutgers (Ru), St. John's (Sjoh), St. Joseph's (Sjoe), Seton Hall (SH), South Dakota (SD), Southern U. (SU), Southern Ill. (SI), Springfield (Sp), Stanford (Sta), Syracuse (Sy), Toledo (To), UC Davis (UCD), UI Chicago (UIC), UN Reno (UNR), Utah State (US), Virginia (Vir), Virginia Tech (VT), Washington (Wa), West Virginia (WV), Western Md. (WMD), Wichita St. (WIS).

100-YARD DASH

FIRST HEAT—1. Quarrie (SC) 9.3, 2. Amerison (Li) 9.4, 3. Fox (MeS) 9.5; *also competed*—Walter (NT) 9.5, Copeland (MT) 9.5, Archie (NEL) 9.5, Laws (SI) 9.8, Perkins (Ari) 9.8. SECOND HEAT—1. Porter (SWL) 9.4, 2. Brisco (Ari) 9.5, 3. Lawson (IS) 9.5; *also competed*—Turner (KeS) 9.5, Johnson (Hou) 9.6, Pettus (OkS) 9.8, Sutton (SI) 10.0, Littles (La) 10.3. THIRD HEAT—1. Whately (Al) 9.4, 2. Tinker (KeS) 9.4, 3. Burton (Pur) 9.4; *also competed*—Wells (AriS) 9.5, Curl (Sta) 9.5, G. Pouncy (SMU) 9.6, Jeffries (FrS) 9.7, Holman (Dr) 9.7. FOURTH HEAT—1. Breddell (SJS) 9.4, 2. Merritt (Vir) 9.6, 3. Riddick (NoS) 9.6; *also competed*—Ware (WK) 9.6, Mason (KeS) 9.6, Murphy (Dr) 9.7, Basciano (Mar) 9.9, Wesley (Wa) 10.0. FIFTH HEAT—1. Hammonds (MeS) 9.3, 2. Dill (MicS) 9.4, 3. Williams (KaS) 9.4; *also competed*—Lutz (K) 9.6, Cloud (LB) 9.6, Minor (WaS) 9.7, Mays (Or) 9.8, Best (Arm) disq.

SEMI-FINAL—FIRST HEAT—1. Hammonds 9.4, 2. Burton 9.5, 3. Porter 9.5, 4. Lawson 9.5; *also competed*—Breddell 9.5, Amerison 9.7, Brisco 9.7. SECOND HEAT—1. Quarrie 9.4, 2. Tinker 9.4, 3. Whately 9.4, 4. Riddick 9.4; *also competed*—Dill 9.5, Williams 9.5, Merritt 9.5, Fox 9.8.

FINAL—1. Hammonds 9.4, 2. Riddick 9.4, 3. Lawson 9.4, 4. Tinker 9.4, 5. Whately 9.4, 6. Burton 9.4; *also competed*—Quarrie 9.5, Porter 9.5.

220-YARD DASH

FIRST HEAT—1. Breddell (SJS) 21.0, 2. Dill (MicS) 21.1, 3. Amerison (Li) 21.3, *also competed*—Brisco (Ari) 21.4, Ware (WK) 21.5, Curl (Sta) 21.5, Jones (SC) 21.7. SECOND HEAT—1. Riddick (NoS) 21.1, 2. Johnson (Hou) 21.4, 3. Murphy (Dr) 21.5; *also competed*—Shearouse (Ga) 21.5, Misher (LSU) 21.5, James (Ten) 21.5, Perkins (Ari) 22.1. THIRD HEAT—1. Quarrie (SC) 20.8, 2. Wells (AriS) 20.9, 3. Reid (UTEP)

21.1; *also competed*—Sands (PeS) 21.2, Fox (MeS) 21.2, Mason (KeS) 21.4, Miller (IS) 21.8. FOURTH HEAT—1. Tinker (KeS) 20.7, 2. Lawson (IS) 21.1, 3. J. Pouncy (SMU) 21.1; *also competed*—Garpenborg (UTEP) 21.1, Gibson (UCLA) 21.5, Love (In) 21.5, Harbut (EK) 21.7. FIFTH HEAT—1. Hardware (Ad) 21.0, 2. Merrill (KaS) 21.2, 3. Turner (KeS) 21.3; *also competed*—Smith (SI) 21.7, Carr (Wa) 21.9, McCullough (AriS) 22.1, Copeland (MT) 22.1, Lutz (K) disq.

SEMI-FINAL—FIRST HEAT—1. Dill 20.6, 2. Quarrie 20.8, 3. Wells 20.8, 4. Pouncy 20.9; *also competed*—Hardware 21.1, Johnson 21.4, Turner 21.4, Murphy 21.4. SECOND HEAT—1. Reid 20.6, 2. Tinker 21.0, Amerison 21.3. *also competed*—Merrill 21.0, Lawson 21.0, Brisco 21.3. FINAL—1. Dill 20.9, 2. Tinker 21.0, 3. Riddick 21.0, 4. Breddell 21.4, 5. Pouncy 21.4; *also competed*—Wells disq., Reid DNF, Quarrie did not run.

440-YARD DASH

FIRST HEAT—1. Peoples (AriS) 46.3, 2. Parks (UCLA) 46.8, 3. Randle (SC) 46.8; *also competed*—Rowe (Mic) 47.2, Murphy (Du) 47.2, Eisenauer (Io) 47.7. SECOND HEAT—1. Schultz (OkS) 46.1, 2. Lyles (Li) 46.3, 3. Erickson (SI) 46.9; *also competed*—Wells (LSU) 47.1, Dicke (Ri) 47.1, Stroman (ArkS) 47.5, Taylor (MeS) 47.6. THIRD HEAT—1. Brown (UCLA) 45.9, 2. Bond (Ten) 46.5, 3. Sowerby (MuS) 46.8; *also competed*—Eneyart (US) 46.8, Brown (Fl) 47.3, Campbell (SC) 47.6, Blake (WV) 47.7. FINAL—1. Peoples 45.0, 2. Brown 45.6, 3. Schultz 45.9, 4. Bond 46.2, 5. Parks 46.3, 6. Sowerby 46.6; *also competed*—Lyles 46.7, Erickson 47.0, Randle 47.4.

880-YARD RUN

FIRST HEAT—1. Kent (Wi) 1:47.8, 2. Scott (WaS) 1:47.9, 3. Bence (Or) 1:48.1; *also competed*—Cool (MicS) 1:48.3, Griffith (Tex) 1:48.7, Smith (LSU) 1:56.5. SECOND HEAT—1. Mango (Il) 1:48.7, 2. Garrison (Ten) 1:49.2, 3. McElroy (Vil) 1:49.2; *also competed*—Frederick (FlS) 1:49.5, Lowrey (OrS) 1:49.8, Gibson (Wa) 1:50.5, Gibson (Fl) 1:57.1. THIRD HEAT—1. Brown (Ca) 1:47.8, 2. Schappert (Vil) 1:48.1, 3. Clark (W&M) 1:48.6; *also competed*—Baxter (SC) 1:48.6, Veney (UCLA) 1:49.9, Anderson (Ten) 1:50.7. FINAL—1. Kent 1:47.2, 2. Mango 1:47.4, 3. Schappert 1:47.4, 4. Garrison 1:48.2, 5. Brown 1:48.3, 6. Bence 1:48.5; *also competed*—Clark 1:48.9, Scott 1:49.4, McElroy 1:50.8.

MILE RUN

FIRST HEAT—1. Cummings (BY) 4:00.9, 2. Wottle (BG) 4:02.0, 3. Feig (Or) 4:02.4, 4. Popejoy (MicS) 4:04.0; *also competed*—Heidenreich (In) no time, Albright (Wa) 4:04.5, Manke (OkS) 4:05.9, Hackler (Pur) 4:11.1. SECOND HEAT—1. Kvalheim (Or) 4:01.6, 2. McAfee (NC) 4:02.0, 3. McMullen (Mis) 4:02.5, 4. Schilling (SJS) 4:03.1; *also competed*—Clark (Or) 4:03.9, Durkin (Il) no time, Selby (NA) 4:07.6, Macdonald (BC) 4:10.1, Wilkins (NCS) DNF. THIRD HEAT—1. Ebba (OrS) 4:04.0, 2. Waldrop (NC) 4:04.3, 3. Eashman (HS) 4:04.4, 4. Mittelstaedt (Sta) 4:04.4; *also competed*—Duggatt (Or) 4:04.5, Everett (NT) 4:05.2, Foster (As) 4:06.3, Fischer (Sy) 4:07.2, Vermilyea (BG) 4:12.9.

FINAL—1. Wottle 3:57.1, 2. Waldrop 3:57.3, 3. McAfee 3:57.8, 4. Ebba 3:57.8, 5. Popejoy 3:58.5, 6. Schilling 3:58.6; *also competed*—Kvalheim 3:58.9, McMullen 3:59.6, Cummings 4:01.3, Feig 4:03.0, Mittelstaedt no time, Eashman DNF.

THREE-MILE RUN

FIRST HEAT—1. Castaneda (Colo) 13:21.1, 2. J. Ngeno (WaS) 13:23.8, 3. Gittings (PeS) 13:30.7, 4. Martin (W&M) 13:30.7, 5. Mull (Gt) 13:31.4; *also competed*—Reinke (Mia) 13:38.7, Torres (MuS) 13:42.8, Buckley (Northe) 13:55.6, Darko (Mont) 14:00.4, Breen (ET) 14:02.4, Stapleton (Ci) 14:14.6, Wheeler (Du) 14:16.6, Barnard (Pa) 14:16.8, Bentz (Ten) 14:32.8, Mork (NT) 14:37.4. SECOND HEAT—1. Prefontaine (Or) 13:18.9, 2. Keogh (Man) 13:27.8, 3. Herold (Wi) 13:28.9, 4. Gregorio (Colo) 13:29.0, 5. Cohen (Am) 13:32.5; *also competed*—Bentley (SD) 13:34.7, Bannon (MeS) 13:46.4, Andersen (Wa) 13:47.2, Pearson (UTEP) 13:50.8, Brown (SC) 13:56.6, Addison (Ten) 13:59.0, Craig (SI) 13:59.4, Garcia (FrS) 14:01.6, Alm (Arm) 14:02.6, Garcia (NC) 14:26.0, Rincon (Mar) 15:13.2. THIRD HEAT—1. Hartnett (Vil) 13:42.9, 2. Louv (W&M) 13:43.0, 3. Danforth (BG) 13:43.6, 4. Rose (WK) 13:43.8, 5. Duffy (UNR) 13:44.0; *also competed*—Grubbs (Or) 13:44.3, Garner (Mar) 13:54.4, Tolleason

(Wa) 13:55.8, Yarbrough (Tex) 13:58.4, Babiracki (BY) 14:01.2, Meyer (Vir) 14:04.2, Brooks (Fls) 14:04.8, Somesan (In) 14:16.8, Flynn (Arm) 14:19.8, Jindra (NT) 14:50.4.
FINAL—1. Prefontaine 13:05.3, 2. Castaneda 13:10.5, 3. Gregorio 13:10.6, 4. Ngeno 13:13.0, 5. Keogh 13:14.7, 6. Rose 13:23.4; *also competed*—Martin 13:31.6, Hartnett 13:37.4, Gittings 13:46.4, Duffy 13:48.6, Herold 13:50.8, Mull 13:59.8, Danforth 14:07.6, Louv 14:07.6, Cohen DNF.

SIX-MILE RUN

FINAL—1. Maguire (PeS) 28:19.3, 2. Mandra (In) 28:20.0, 3. Wiley (BY) 28:21.1, 4. Stanley (Ci) 28:27.7, 5. Leddy (ET) 28:34.8, 6. Fee (Min) 28:53.8; *also competed*—Sieben (Ru) 29:11.8, Murphy (WaS) 29:14.8, Flanders (Northe) 29:20.8, Halberstadt (OkS) 29:23.8, Good (Pr) 29:56.4, Martinez (LB) 29:57.6, Eden (Du) 29:58.3; *started but did not finish*—Gavaghan (BaS), Cross (Mic), Pryor (LB), Elliott (BC), St. John (SI), Lenarduzzi (Ten), Keefer (In), Covert (FuS), Breen (ET), Nutter (WV).

120-YARD HURDLES

FIRST HEAT—1. Rich (UCLA) 13.6, 2. Lewis (Pe) 14.0, 3. Jubert (NT) 14.1; *also competed*—Vandaveer (K) 14.1, Bostin (Fl) 14.1, Carson (Aub) no time, Whitley (SJS) 14.4, Kennard (Na) DNF. **SECOND HEAT**—1. Lightfoot (Tex) 13.7, 2. Robinson (K) 13.7, 3. K. Ngeno (WaS) 13.8; *also competed*—Wilson (SC) 13.8, Graham (NT) 14.0, Fields (ET) 14.2, Gailey (Bay) 14.5, Franklin (Dr) 14.6. **THIRD HEAT**—1. Smith (Fls) 13.5, 2. Stubbs (LT) 13.6, 3. Tinnin (SJS) 13.6; *also competed*—Gipson (La) 13.7, Power (Fl) 14.3, Gressett (Ne) 14.4, Williams (Li) 15.5. **FOURTH HEAT**—1. Foster (NCC) 13.7, 2. Dobson (W&M) 14.0, 3. Jackson (EI) 14.0; *also competed*—Grant (Al) 14.0, Jackson (In) 14.0, McMannon (ND) 14.1, Redfeare (BY) 14.4, Johnson (UCLA) 14.4. **FIFTH HEAT**—1. Milburn (SU) 13.4, 2. Shipp (LSU) 13.8, 3. Jackson (UCLA) 13.9; *also competed*—Singleton (PeS) 14.0, Morrison (MicS) 14.1, Larry (Li) 14.2, Washington (SC) disc.

SEMI-FINAL—FIRST HEAT—1. Foster 13.5, 2. Shipp 13.8, 3. Jackson (UCLA) 13.8, 4. Lightfoot 13.9; *also competed*—Lewis 13.9, Ngeno 14.2, Smith 15.6. **SECOND HEAT**—1. Milburn 13.3, 2. Stubbs 13.4, 3. Rich 13.4, 4. Robinson 13.6 *also competed*—Tinnin 13.7, Jubert 14.1, Dobson 14.4, Jackson (EI) 14.6.
FINAL—1. Milburn 13.1, 2. Foster 13.4, 3. Stubbs 13.4, 4. Rich 13.5, 5. Shipp 13.6, 6. Lightfoot 13.6; *also competed*—Jackson 13.6, Robinson 14.0.

440-YARD HURDLES

FIRST HEAT—1. Gipson (La) 51.1, 2. Jackson (EI) 51.4, 3. Fasules (Il) 51.7; *also competed*—Guerrero (UCLA) 51.8, Hinton (AC) 52.0, Yates (WK) 52.5, Schwab (Pe) DNF, Stevens (Bay) disc. **SECOND HEAT**—1. Primeaux (Tex) 50.4, 2. Collins (Pe) 50.5, 3. Sullivan (Al) 50.9; *also competed*—Bornkessel (K) 51.1, Lee (KaS) 51.2, Mondschein (Wa) 52.3, Kacz (VT) no time, Coffman (SC) no time. **THIRD HEAT**—1. Casleman (MicS) 50.5, 2. Cronholm (Ri) 50.6, 3. Adsit (CoS) 50.9; *also competed*—Gailey (Bay) 51.7, Stevenson (SU) 51.8, Oveson (OrS) 52.4, Ankeny (MU) no time, Curry (Aub) no time.

FINAL—1. Primeaux 49.5, 2. Collins 49.8, 3. Casleman 50.3, 4. Gipson 50.3, 5. Adsit 50.5, 6. Cronholm 50.5; *also competed*—Fasules 52.0, Jackson no time; Sullivan did not run.

3000-METER STEEPLECHASE

FINAL—1. Brown (Ten) 8:28.1, 2. Cramer (BY) 8:45.1, 3. Clark (WaS) 8:46.0, 4. Beardmore (Du) 8:46.6, 5. Leddy (ET) 8:52.3, 6. Steele (Ten) 8:56.8; *also competed*—Wesseling (Mia) 9:06.2, Saunders (UIC) 9:15.0, McDonald (K) 9:18.0, Hill (OrS) 9:19.6, Reinhart (Am) 9:21.0, Hays (WiS) 9:27.4, Goldner (OrS) 9:35.4, Lathers (Or) 9:50.2.

HIGH JUMP

FINAL—1. Brown (CPS) 7-4, 2. Woods (OrS) 7-4, 3. Joseph (Ari) 7-3, 4. Kotinek (UCLA) 7-1, 5. Sliker (KaS) 7-0, 6. Smith (K) 7-0; *also competed*—Alarotu (BY) 6-10, Hansbrough (Mis) 6-10, Adama (In) 6-10, Niehl (WaS) 6-10, Owens (SC) 6-10, Schur (K) 6-8, Arnold (UCLA) 6-8, Durrant (WK) 6-8, Hancock (SI) 6-8, Diaz (BY) no height.

LONG JUMP

FINAL—1. Bendixen (UCLA) 25-10½, 2. Lanier (Ci) 25-7¼, 3. McAlister (UCLA) 25-7¼, 4. Williams (SC) 25-6¼, 5. Rea (Fi) 24-9, 6. Brabham (Bay) 24-8½; *also competed*—Carter (AP) 24-8¼, Boyd (Fi) 24-5¼, Gregory (MicS) 24-2¼.

POLE VAULT

FINAL—1. Roberts (Ri) 17-4, 2. Cotton (Fl) 17-0, 3. Porter (K) 17-0, 4. Pullard (SC) 16-6, 5. tie Kleiger (Har) and Rock (SJS) 16-0; *also competed*—Dankworth (Wa) 15-6, Winter (Ok) no height, Speer (Colo) no height.

SHOT PUT

FINAL—1. Høglund (UTEP) 64-6¾, 2. Stuart (WK) 64-3, 3. Wilkins (Or) 63-8, 4. Walker (SMU) 63-3¾, 5. Semkiw (AriS) 63-3, 6. Dolegiewicz (Tex) 62-1½; *also competed*—Bilder (NI) 61-8, Anderson (Min) 60-10½, Haney (Na) 60-3¾.

DISCUS

FINAL—1. Wilkins (Or) 203-11, 2. Stadel (Ri) 189-10, 3. Hjeltne (WMD) 182-2, 4. Eneix (WK) 181-9, 5. Gordon (UCLA) 181-6, 6. Gunzel (Ari) 180-6; *also competed*—Freberg (UCLA) 178-9, Pecar (BY) 177-8, Smith (CoS) 174-10.

JAVELIN

FINAL—1. Colson (K) 279-9, 2. Kennedy (Ca) 266-5, 3. Hall (NoS) 257-4, 4. Dowsell (Oh) 254-10, 5. Nummela (BY) 247-1, 6. Martin (Ten) 246-9; *also competed*—Judd (OrS) 245-10, Bamberg (LT) 241-1, Gustafsson (BY) 239-2.

HAMMER THROW

FINAL—1. Accambrey (KeS) 221-6, 2. Farmer (UTEP) 220-5, 3. Bregar (Na) 217-4, 4. Bessette (Con) 201-9, 5. Jackson (PeS) 196-0, 6. Moore (MIT) 194-3; *also competed*—Tenisci (WaS) 190-10, Butts (Arm) 188-7, Morrison (HC) 186-0.

TRIPLE JUMP

FINAL—1. Tiff (UCLA) 54-2¾, 2. McClure (MIT) 54-¾, 3. McBryde (Man) 53-7¼, Dupree (LB) 52-¾, 5. Briggs (WK) 51-1¼, 6. Lanier (Ci) 51-3; *also competed*—Davenport (EC) 50-10¼, Porbeni (MisS) 50-8¼, Haynes (MT) 49-10½.

DECATHLON

FINAL—1. Pihl (BY) 7782, 2. George (FrS) 7777, 3. Evans (Con) 7574, 4. Brigham (Or) 7527, 5. Miller (Oh) 7453, 6. Kenward (UCSB) 7373; *also competed*—Lythell (BY) 7198, Hancock (SI) 7187, Kring (Sta) 7129, Backman (BY) DNF.

440-YARD RELAY

FINAL—1. Memphis St. (Knight, Fox, Hammonds, Taylor) 39.6, 2. Arizona St. (Wells, McCullough, Cheewing, Peoples) 39.8, 3. SW Louisiana (Porter, Gullette, Credeur, Gullick) 39.9, 4. UTex. El Paso (Kemp, Garpenborg, Reid, Marbury) 40.0, 5. SMU (Rideau, J. Pouncy, Shaw, G. Pouncy) 40.0, 6. Penn State (Finkel, Singleton, Sands, Scott) 40.2; *also competed*—Norfolk St. 40.2, Texas 40.2, Southern Cal disc.

MILE RELAY

FINAL—1. UCLA (Gaddis, Peppers, Parks, Brown) 3:04.3, 2. Texas (Wright, Jackson, Lee, Sturgal) 3:05.0, 3. Arizona St. (Manning, McCullough, Lewis, Peoples) 3:05.0, 4. Tennessee (Hawkins, Bowers, James, Bond) 3:07.3, 5. TCU (Hardin, Peacock, McKinney, Williams) 3:07.4, 6. Southern Cal (Campbell, Baxter, Brown, Richardson) 3:08.0; *also competed*—Texas A&M 3:08.4, Norfolk St. 3:10.9, Alabama 3:11.4.

1973 All-America Team—University Division


Following the National Collegiate Championships, the NCAA Rules Committee selected the 1973 All-America Team. A certificate is awarded each member by the U.S. Track Coaches Assn. Listing is alphabetical, not in preferential order.

100-YARD DASH	3000-METER STEEPLECHASE
ED HAMMONDSMemphis St.	ROGER BEARDMOREDuke
CARL LAWSONIdaho St.	DOUG BROWNTennessee
STEVE RIDDICKNorfolk St.	DEAN CLARKWash. State
GERALD TINKERKent State	GARY CRAMERBrigham Young
220-YARD DASH	HIGH JUMP
VINCE BREDELLSan Jose St.	REYNALDO BROWNCal Poly
MARSHALL DILLMich. State	ROBERT JOSEPHArizona
STEVE RIDDICKNorfolk St.	RORY KOTINEKUCLA
GERALD TINKERKent State	TOM WOODSOregon St.
440-YARD DASH	LONG JUMP
DARWIN BONDTennessee	FINN BENDIXENUCLA
BENNY BROWNUCLA	AL LANIERCincinnati
MAURICE PEOPLESArizona St.	JAMES McALISTERUCLA
DENNIS SCHULTZOkla. State	RANDY WILLIAMSSouthern Cal
880-YARD RUN	POLE VAULT
THOM GARRISONTennessee	MIKE COTTONFlorida
SKIP KENTWisconsin	TERRY PORTERKansas
ROBERT MANGOIllinois	ROBERT PULLARDSouthern Cal
KEN SCHAPPERTVillanova	DAVE ROBERTSRice
MILE RUN	SHOT PUT
HAILU EBBAOregon St.	HANS HOGLUNDUTex. El Paso
REGINALD McAFEENorth Carolina	JESSE STUARTWestern Ky.
TONY WALDROPNorth Carolina	SAM WALKERSMU
DAVE WOTTLEBowling Green	MAC WILKINSOregon
THREE-MILE RUN	DISCUS
TED CASTENEDAColorado	CHUCK ENEIXWestern Ky.
JOHN GREGORIOColorado	KNUT HJELTNESWestern Md.
JOHN NGENOWash. State	KEN STADELRice
STEVE PREFONTAINEOregon	MAC WILKINSOregon
SIX-MILE RUN	JAVELIN
CHARLES MAGUIREPenn State	SAM COLSONKansas
PAT MANDERAIndiana	RICK DOWSWELLOhio U.
JAMES STANLEYCincinnati	ANTHONY HALLNorfolk St.
MITCH WILEYBrigham Young	BRUCE KENNEDYCalifornia
120-YARD HIGH HURDLES	HAMMER THROW
CHARLES FOSTERN.C. Central	JACQUES ACCAMBRAVYKent State
ROD MILBURNSouthern U.	ANDY BESSETTEConnecticut
CHARLES RICHUCLA	TED BREGARNavy
RICKY STUBBSLouisiana Tech	PETE FARMERUTex. El Paso
440-YARD HURDLES	TRIPLE JUMP
BOB CASSELMANMich. State	RAYFIELD DUPREELong Beach St.
BRUCE COLLINSPennsylvania	KEN McBRYDEManhattan
EFREM GIPSONLamar	BARRY McCLUREMiddle Tenn.
ROBERT PRIMEAUXTexas	MILAN TIFFUCLA
DECATHLON	
CRAIG BRIGHAMOregon	ROGER GEORGEFresno St.
RONALD EVANSConnecticut	RAIMO PIHLBrigham Young
440 RELAY —ARIZONA ST. (Charlie Wells, Carl McCullough, Phil Chewning, Maurice Peoples); MEMPHIS ST. (Maurice Knight, Lynn Fox, Ed Taylor, Ed Hammonds); SW LOUISIANA (Harold Porter, Pat Gullette, Don Credeur, Steve Guillick); UTEX. EL PASO (Jesse Kemp, Chris Garpenborg, Rudy Reid, Darryl Marburg).	
MILE RELAY —ARIZONA ST. (Ray Manning, Carl McCullough, Gary Lewis, Maurice Peoples); TENNESSEE (Wilbur Hawkins, Rick Bowers, Trevor James, Darwin Bond); TEXAS (Ed Wright, Billy Jackson, John Lee, Don Sturgal); UCLA (Ron Gaddis, Gordon Peppers, Maxie Parks, Benny Brown).	

1973 All-America Team—College Division

Following the National College Division Championships, the Games Committee selected the 1973 All-America Team with approval of the NCAA Rules Committee. A certificate is awarded to each member by the U.S. Track Coaches Assn. Listing is alphabetical, not in preferential order.

100-YARD DASH	3000-METER STEEPLECHASE
JAMES AMERISONLincoln	JOHN BIDRZYCKIC. W. Post
WILLIAM CUFFEENorfolk St.	STUART HOBBSUC Davis
SANDY OSEL-AGYEMANEastern Ill.	RICK LIVESAYEastern Ill.
STEVE RIDDICKNorfolk St.	WAYNE SAUNDERSUI Chicago
220-YARD DASH	HIGH JUMP
JAMES AMERISONLincoln	REYNALDO BROWNCal Poly
MAURIN AMOKEWestmont	BEN FIELDSNew Paltz St.
RICHARD HARDWAREAdelphi	CLARENCE FRAZIERNorthridge St.
STEVE RIDDICKNorfolk St.	CHRIS SCHNEIDERHayward St.
440-YARD DASH	LONG JUMP
HERMAN FRAZIERDenison	DAVID BOYDFisk
LARANJE JONESNE Missouri	DARRELL BROWNEastern Ill.
WILLIE LYLESLincoln	TOM GEREDINENE Missouri
DENNIS ROLOFFNorthern Iowa	CHUCK LARSUELMount Union
880-YARD RUN	POLE VAULT
JAMES COUCHC. P. Pomona	PAUL DELAITSCHSt. Olaf
BOB LINNAshland	KEN HAAGENCal Poly
ALBERT SEENEYC. P. Pomona	BILL SPAETSeattle Pac.
HAROLD SMALLBrandeis	DAVID WILSONMIT
MILE RUN	SHOT PUT
WILLIE EASHMANHayward St.	DAVID ARCIEREAdelphi
STEVE FOSTERAshland	DOUG ARENDELLWestern Ill.
DENNIS SCHULTZNorthern Iowa	DON TURRIFullerton St.
TOM STEINERMankato St.	RANDY WATTChico St.
THREE-MILE RUN	DISCUS
GARRY BENTLEYSo. Dak. St.	KNUT HJELTNESWestern Md.
TOM FLEMINGWm. Paterson	ARTHUR McCOLLUMHayward St.
ROBERT LEESCentral Conn.	BILL STOLTSMANWestern Ill.
DAVE WHITEFullerton St.	BOB YOUREKChico St.
SIX-MILE RUN	JAVELIN
MARK COVERTFullerton St.	JOHN ELLIOTTIndiana, Pa.
DANIEL MOYNIHANTufts	ANTHONY HALLNorfolk St.
CHUCK SMEADHumboldt St.	KEN JOHNSONPuget Sound
DAVE WHITEFullerton St.	BILL SPAETSeattle Pac.
120-YARD HIGH HURDLES	HAMMER THROW
ROD JACKSONEastern Ill.	HAROLD CRAMERSpringfield
DOUG JONESNorthridge St.	ARTHUR McCOLLUMHayward St.
ALFRED LARRYLincoln	BRIEN MOOREMIT
ROD MILBURNSouthern U.	PAUL TADDIESouthern Conn.
440-YARD HURDLES	TRIPLE JUMP
AARON ANKENYMount Union	RICHARD BROCKINGTONNorfolk St.
ROD JACKSONEastern Ill.	EMORY MONTGOMERYC. P. Pomona
ROGER PATTONNorthridge St.	CHESTER ROBERTSNorthridge St.
CARL STEVENSONSouthern U.	ANTHONY TERRYUC Davis
DECATHLON	
JIM BAUMAshland	CHESTER McGAUGHUC Riverside
PAUL FINKFullerton St.	CURT TESARCleveland St.
440 RELAY —DENISON (Tony Thompson, Ed Stone, Ralph Price, Herm Frazier); EASTERN ILL. (Darrell Brown, Rod Jackson, Sandy Osel-Agyeman, Vic Brooks); LINCOLN (Matthew Brown, Chandler Williams, James Amerison, Willie Lyles); NORFOLK ST. (Victor Jackson, Steve Riddick, Robert Colbert, William Cuffee).	
MILE RELAY —C. P. POMONA (Albert Seeney, David Frierson, Rudy Peters, James Couch); LINCOLN (James Cooper, Steve Conner, Willie Lyles, Robert Logan); NE MISSOURI (Gary Evans, Wayne Ventling, Bob Gonzales, Laranje Jones); NORTHERN IOWA (Steve DeSerano, Dave Anderson, Mike Byington, Dennis Roloff).	



SANDY SPLASHDOWN—David Boyd descends into the landing pit after leap of 24-3½ at National College Division championships in Crawfordsville, Ind. The effort was worth first place in the long jump to the Fisk University star.

NATIONAL COLLEGE DIVISION CHAMPIONSHIPS

Expectant Spartans, Hurdler Milburn Nab Wabash Extravaganza Headlines

By **BILL BENNER**

Sports Writer, Indianapolis Star

Norfolk State got something it's "waited a long time for" and Olympian Rod Milburn got just what he expected—another championship—to highlight a brilliant show in the 11th annual National College Division Track and Field Championships.

Wabash College's J. O. Huntsman Track was the site for the meet, which drew healthy crowds to go along with the nearly 600 participants representing more than 100 institutions.

Nine records fell and three more were equalled in the three-day extravaganza, which Norfolk State won going away by a 54-48 margin over runner-up Lincoln (Mo.) University.

THE MOST IMPRESSIVE OF THOSE RECORDS blown away came by the hands (or feet, if you please) of Milburn, the Southern University star who won the Olympic gold medal at Munich in the high hurdles.

Rod, who stepped into the spotlight in matching head and sweat bands of a distinctive powder blue, got the crowd going the opening day when he pranced to a 13.8 clocking in the 120-yard high hurdle trials, despite coasting the last ten yards.

But when he returned Friday for the semis, he didn't take it the least bit easy. Making it look spectacularly simple, Milburn danced to a meet record of 13.2, just a bit shy of his 13.0 world record.

The assembled witnesses were ready to testify to a world mark in the finals, but Milburn didn't supply the evidence, still winning in 13.4.


With that out of the way, the attention turned to the important business of determining a team champion. That had added significance this year,

since '72's champ, Eastern Michigan, wasn't around to defend its honor because it joined the major college ranks.

Norfolk's Spartans, trailing after the first day of scoring, got a big boost from javelin thrower Anthony Hall early in the final day.

HALL AWOKE EARLY that morning to attend a clinic on how to throw the spear. Proving himself the essence of the scholar-athlete, Hall studied his notes, then went out and threw the

Bill Benner's first love was theatre, until he became employed as a "score boy" in the Indianapolis Star sports department six years ago.



He changed his major at Indiana University from speech and theatre to journalism and moved into the regular sports writer ranks at the Star in 1968.

A former high school athlete who counted track among his endeavors, Benner has maintained his interest in the sport.

Benner covers high school sports in the fall and winter, including a weekly column, "The Bench."

He's 24 and single but is engaged to be married next summer.

javelin a meet record distance of 258-7.

That was fine for Norfolk State, but cruelly disappointing for Puget Sound's Ken Johnson, who seconds before Hall's throw had tossed the javelin to the 249-5 distance, a record until Hall topped it.

That doubtedly was the key to Norfolk's victory, but the lock was sprinter Steve Riddick.

James Amerison of Lincoln had set the pace in the 100 and 220 trials, but in the finals of both events Riddick did his thing.

The 100's defending titlist, Riddick burst to the tape in 9.3 but then, with Amerison, had to wait out a judges' decision on a photo finish. Riddick got the nod, but both tied the meet record.

THEN IN THE 220, IT WAS AN INSTANT REPLAY of the 100. Again a photo finish, again an agonizing wait and again Riddick first and Amerison second. The time was 20.6 for both.

Riddick then capped off his one-man barrage in the 440 relay by anchoring the team to the triumph in a time of 40 seconds flat. Joining him were Robert Colbert, Ralph Jackson and '72 220 champ William Cuffee.

But with that conquest, the Spartans had built an insurmountable lead in points, and Lincoln's closing mile relay win in 3:12.8 brought it nothing more than second. Eastern Illinois, a pre-meet favorite with Norfolk, was third and Fullerton State fourth.

"We've waited a long time for this," said Norfolk State coach Milton Reed as he clutched the splendid trophy with one hand and extended the other toward well-wishers. "We had one or two guys that we thought would score a little better than they did, but the rest of our team came through exactly as expected."

SPEARHEADED (NO PUN INTENDED) by Hall's record javelin throw, the weights took a heavy beating with records falling in the shot put and discus as well. Only the hammer survived the onslaught of the musclemen.

Knut Hjeltnes of Western Maryland erased the previous discus record of 178-11½ with a whirling throw of 183 feet. Hayward State's Art McCollum was a distant second.

Then Western Illinois' Doug Arendell, fourth in the shot put in 1972, heaved the steel to a 61-1 mark, a record by three inches. Second was Don Turri of Fullerton State.

McCollum was second again in the hammer, the triumph going to Springfield's Harold Cramer with a 191-1 throw. He lost by a mere four inches.

REYNALDO BROWN OF CAL POLY SLO proved to be another favorite by establishing a meet record in the high jump at 7-2. He barely missed in his next three shots at 7-4. It was Brown's second title, as he won this event at the previous record height back in 1971 as a sophomore.

Fisk's David Boyd was the long jump victor after a third-place finish in 1972. After establishing his winning distance in the trials, Boyd strained a leg muscle and merely ran through the pit in the finals. Second-place Chuck Larsuel of Mount Union was five inches short of the winning 24-4½ leap.

Defending triple jump champion Tom Geredine of Northeast Missouri didn't place in this year's finals, and that opened the victory door for Cal-Davis' Anthony Terry with a jump of 51-6.

A windy final day gave the pole vaulters all sorts of trouble, notably defending champ Dave Hamer of Cal Poly. He passed to 15 feet, failed three times, and St. Olaf's Paul DeLaitsch emerged the winner at 16-0. Multi-

talented Bill Spaet of Seattle Pacific was the runner-up in that event and was third behind the two pacesetters in the javelin.

Lincoln's Willie Lyles set a 46.1 record in the 440 Friday but then was beaten in the finals by Larance Jones of Northeast Missouri, the defending champ, who tied the second-place Lyles' one-day-old mark in the process.

Eastern Illinois' Rod Jackson won his second straight 440-yard intermediate hurdles crown and missed the meet record by only a tenth of a second. Jackson flew across the line in 51.1 with Southern's Carl Stevenson a good ten yards arrears in second.

James Couch, sixth in the 880 in 1972, led Cal Poly Pomona to a 1-2 finish in that event with a time of 1:51.8. Teammate Albert Seeney was second.

ASHLAND'S STEVE FOSTER WAS ANOTHER EASY WINNER in the mile with a 4:06.4 clocking. Third in the '72 1,500 meters, Foster outdistanced Hayward State's Willie Eashman.

Garry Bentley of South Dakota State won the three-mile in a relatively slow time of 13:50.2 with Central Connecticut's Robert Lees the runner-up.

Chuck Smead of Humboldt State led a record-shattering assault in the six-mile that barely beat the darkness Friday night. Smead's time of 28:28.6 blitized the old meet standard of 28:45.7, with the top five finishers in the gruelling race all besting that time. Mark Covert and Dave White, both of Fullerton State, had a 2-3 finish for their school.

Wayne Saunders easily whipped the 3,000-meter steeplechase field. The Illinois-Chicago Circle runner finished in a splashy 8:55.5, nearly 10 seconds ahead of Eastern Illinois' Rick Livesay.

PAUL FINK OF FULLERTON STATE SAVED a record-setting 1,500-meter run for last in the decathlon, and that boosted him to the top with a 6,960 total. His 4:24.1 decathlon meet record helped him overcome the early leaders—Jim Baum of Ashland and Curt Tesar of Cleveland State.

In a day when athletics is constantly questioned at all levels, it was heartening to see the friendship and keen competitive spirit which prevailed among the participants, coaches and officials.

The winners took home their awards, and the losers took home thoughts of what might have been. But all, win or lose, returned with the knowledge that they, for three days, became part of a unique union of competition that only the most dedicated athlete can join.

TEAM SCORES

Norfolk St. (Norf)	54	MIT	12	New Paltz St. (NeP)	5
Lincoln, Mo. (Li)	48	Western Md. (WM)	12	UC Riverside (UCR)	4
Eastern Ill. (EI)	45	Denison (Den)	11	Indiana, Pa. (I)	4
Fullerton St. (FS)	40	Springfield (Sp)	11	So. Conn. (SCon)	4
Hayward St. (HaS)	32	Adelphi (Ad)	10	E. Stroudsburg (ES)	2
C. P. Pomona (CPP)	29	Fisk (Fi)	10	Mt. St. Mary's (MSM)	2
Northridge St. (NortS)	25	UI Chicago (UIC)	10	Hartwick (Har)	2
Ashland (As)	22	So. Dak. St. (SDS)	10	Union (Un)	2
NE Missouri (NEM)	22	St. Olaf (SO)	10	N. D. State (NDS)	2
Cal Poly SLO (CPS)	19	Mankato St. (Mank)	9	Siena (Sie)	2
Southern U. (SU)	18	Central Conn. (CC)	8	Slippery Rock (SR)	2
UC Davis (UCD)	16	C. W. Post (CWPost)	8	UC Irvine (UI)	1½
Mount Union (MU)	16	Puget Sound (PS)	8	Augustana, Ill. (Au)	1
Western Ill. (WI)	16	Brandeis (Br)	6	Central (Ce)	1
Northern Iowa (NI)	14	Cleveland St. (CIS)	6	Kentucky St. (KS)	1
Seattle Pac. (SP)	14	Tufts (T)	6	Oswego St. (Os)	1
Chico St. (ChS)	13	Wm. Paterson (WP)	6	Northern Colo. (NCo)	1
Humboldt St. (HuS)	12	Westmont (Westm)	5½		

Also competed—Akron (Ak), Albany St. (Alb), Alfred (Alf), Allegheny (All), Amherst (Am), Baldwin-Wallace (BW), Bates (Bat), Bloomsburg St. (Bl), Bowdoin (Bo), California-Pa. (Cal), Capital (Cap), Catholic (Cat), Coast Guard (CG), Cortland St. (CoS), DePaul (DeP), Genesco St. (Ge), Gustavus Adolphus (GA), Hampton Inst. (HI), Ind. Central (IC), Johns Hopkins (JH), LeMoyné-Owen (Le), Lock Haven (LH), Luther (Lu), Mansfield St. (Mans), Marietta (Mar), Millersville (Mil), Neb. Wesleyan (NW), N. Y. Tech (NYT), North Central (NCE), North Park (NoP), Ohio Wesleyan (OW), Oneonta St. (On), Otterbein (Ot), Roanoke (Roa), Rochester Tech. (RT), Sacramento St. (Sac), San Fran. St. (SFS), St. John's-Minn. (SJ), St. Thomas (ST), South Dakota (SD), Southern Colo. (SCol), St. Edwardsville (SE), SW Missouri (SWM), Southwestern-Memphis (SwM), UMo. St. Louis (UMSL), Valparaiso (V), Wabash (Wab), Wartburg (War), Washington U. (Was), Wayne St. (WaS), Williams (Wil), Winston-Salem (WSa).

100-YARD DASH

FIRST HEAT—1. Cuffee (Norf) 9.7, 2. Williams (UCR) 9.8, 3. Amoke (Westm) 9.9, 4. Abernathy (KS) 10.0; *also competed*—Green (UIC) 10.0. **SECOND HEAT**—1. Osei-Agyeman (EI) 9.5, 2. Brownstein (NortS) 9.6, 3. Friarson (CPP) 9.6, 4. Jackson (Norf) 9.6; *also competed*—Newsome (RT) 9.7, Toler (CIS) 9.7, Frank (Ak) no time. **THIRD HEAT**—1. Gilkes (Fi) 9.6, 2. Riddick (Norf) 9.6, 3. McCarg (Alb) 9.8, 4. Brown (Li) 9.8; *also competed*—Diehl (SR) 9.9, Hudeck (EI) 10.0, Clendenny (NCE) 10.0, Geddes (SWM) 10.1. **FOURTH HEAT**—1. Amerison (Li) 9.5, 2. Algure (MU) 9.6, 3. Davis (CPS) 9.8, 4. Crump (OW) 9.8; *also competed*—Stone (Den) 9.9, Myers (NortS) 9.9, Ambush (MSM) 10.0.

SEMI-FINAL—FIRST HEAT—1. Riddick 9.4, 2. Gilkes 9.6, 3. Osei-Agyeman 9.6, 4. Jackson 9.7; *also competed*—Amoke 9.7, Algure 9.7, Brown 9.8, Davis 9.9. **SECOND HEAT**—1. Amerison 9.4, 2. Cuffee 9.5, 3. Abernathy 9.7, 4. Friarson 9.7; *also competed*—Brownstein 9.8, Williams 9.8, McCarg 9.8, Crump 9.9.

FINAL—1. Riddick 9.3, 2. Amerison 9.3, 3. Osei-Agyeman 9.4, 4. Cuffee 9.6, 5. Jackson 9.7, 6. Abernathy 9.7; *also competed*—Gilkes no time, Friarson no time.

220-YARD DASH

FIRST HEAT—1. Riddick (Norf) 21.2, 2. Brownstein (NortS) 21.4, 3. Friarson (CPP) 21.6, 4. Abernathy (KS) 21.8; *also competed*—Newsome (RT) 21.9, Bailey (SCol) 22.0, Geddes (SWM) 22.2. **SECOND HEAT**—1. Hardware (Ad) 21.0, 2. Cuffee (Norf) 21.3, 3. Carey (CWP) 21.5, 4. Amoke (Westm) 21.6; *also competed*—McGill (CPP) 21.8, Toler (CIS) 22.3, Nelson (Mar) 22.4. **THIRD HEAT**—1. Amerison (Li) 21.0, 2. Osei-Agyeman (EI) 21.1, 3. Gilkes (Fi) 21.3, 4. Haley (CPS) 21.3; *also competed*—Bartlett (CWP) 21.9, Diehl (SR) no time.

SEMI-FINAL—FIRST HEAT—1. Hardware 21.4, 2. Carey 21.5, 3. Cuffee 21.6, 4. Abernathy 21.8; *also competed*—Friarson 21.8, Osei-Agyeman no time. **SECOND HEAT**—1. Riddick 20.8, 2. Amerison 21.0, 3. Amoke 21.2, 4. Haley 21.2; *also competed*—Brownstein 21.3.

FINAL—1. Riddick 20.6, 2. Amerison 20.6, 3. Hardware 20.7, 4. Amoke 21.0, 5. Carey 21.0, 6. Haley 21.3; *also competed*—Abernathy 21.3, Cuffee 22.5.

440-YARD DASH

FIRST HEAT—1. Colbert (Norf) 47.4, 2. Roloff (NI) 47.8, 3. Keesee (SwM) 48.0, 4. Walker (Ad) 48.8; *also competed*—Cooper (LH) 49.0, Durden (WI) 49.3. **SECOND HEAT**—1. Jones (NEM) 47.2, 2. Bennett (Le) 47.3, 3. Frazier (Den) 47.8, 4. Larsuel (MU) 47.9; *also competed*—Logan (Li) 49.0, Rollins (KS) 49.1, Leone (On) 49.4. **THIRD HEAT**—1. Lyles (Li) 47.1, 2. Davis (Norf) 47.4, 3. Constantinou (NYT) 47.9, 4. Cleaver (KS) 48.5; *also competed*—Lee (Ad) 48.8, Jorgensen (Lu) 48.9, Struebing (NW) no time.

SEMI-FINAL—FIRST HEAT—1. Lyles 46.1, 2. Bennett 47.1, 3. Frazier 47.1, 4. Davis 47.3; *also competed*—Constantinou 48.1, Walker 53.6. **SECOND HEAT**—1. Jones 46.7, 2. Colbert 47.3, 3. Roloff 47.5, 4. Larsuel 47.7; *also competed*—Keesee 48.2, Cleaver 49.5.

FINAL—1. Jones 46.1, 2. Lyles 46.5, 3. Frazier 46.9, 4. Roloff 47.0, 5. Larsuel 47.2, 6. Colbert 47.4; *also competed*—Bennett 47.7, Davis no time.

880-YARD RUN

FIRST HEAT—1. Jacobi (EI) 1:52.3, 2. Lane (WaS) 1:52.4, 3. Conner (Li) 1:52.6, 4. Olson (WI) 1:53.2; *also competed*—Bellona (CG) 1:53.3, Fisher (Cat) 1:53.6. **SECOND HEAT**—1. Bohlayer (CG) 1:53.1, 2. Small (Br) 1:53.6, 3. Kahlike (CPS) 1:54.0, 4. Graham (NW) 1:54.1; *also competed*—Blackburn (Cat) 1:54.1, Green (NYT) 1:55.0, Hotz (War) no time. **THIRD HEAT**—1. Robinson (Cat) 1:53.4, 2. Seeney (CPP) 1:53.4, 3. McCabe (Un) 1:53.6, 4. Linn (As) 1:53.7; *also competed*—Heller (NCE) 1:54.1, Diggs

(Norf) 1:55.6. **FOURTH HEAT**—1. Rivera (Br) 1:53.4, 2. Couch (CPP) 1:53.4, 3. Tussing (Westm) 1:53.4, 4. Thun (SP) 1:53.4; *also competed*—Warren (I) 1:53.5, Sykes (Norf) 1:54.6.

SEMI-FINAL—FIRST HEAT—1. Seeney 1:51.3, 2. Jacobi 1:51.5, 3. Kahlike 1:51.7, 4. Rivera 1:51.7; *also competed*—Conner 1:52.6, Lane 1:53.3, Thun 1:54.9, Warren 1:57.4. **SECOND HEAT**—1. Linn 1:51.6, 2. Small 1:51.7, 3. McCabe 1:51.9, 4. Couch 1:52.1; *also competed*—Bohlayer 1:52.4, Robinson 1:52.5, Graham 1:52.6, Tussing no time, Olson no time.

FINAL—1. Couch 1:51.8, 2. Seeney 1:52.2, 3. Small 1:52.2, 4. Linn 1:52.5, 5. McCabe 1:52.5, 6. Kahlike 1:52.5; *also competed*—Jacobi 1:52.6, Rivera 1:53.7.

MILE RUN

FIRST HEAT—1. Steiner (Mank) 4:12.0, 2. Oliver (MSM) 4:14.1, 3. Lassegard (CPP) 4:13.4, 4. Eashman (HaS) 4:13.4, 5. Patterson (FS) 4:15.4; *also competed*—Gaige (LH) 4:21.0, Lipscomb (Norf) 4:23.7, Tussing (Westm) no time. **SECOND HEAT**—1. Schultz (NI) 4:14.8, 2. Larson (EI) 4:15.2, 3. Foster (As) 4:16.1, 4. Price (WI) 4:16.5, 5. Woodard (FS) 4:17.1; *also competed*—Newnham (Ak) 4:18.6, Clenard (NortS) 4:25.3.

FINAL—1. Foster 4:06.4, 2. Eashman 4:07.3, 3. Steiner 4:07.4, 4. Schultz 4:08.1, 5. Oliver 4:09.0, 6. Larson 4:10.0; *also competed*—Lassegard 4:10.9, Patterson 4:12.3, Price no time, Woodard no time.

THREE-MILE RUN

FIRST HEAT—1. Covert (FS) 13:57.1, 2. Bentley (SDS) 13:57.1, 3. Rukanshagiza (Sio) 14:02.5, 4. O'Connor (Au) 14:06.5, 5. Gutjahr (AS) 14:15.9, 6. Briner (ES) 14:15.9; *also competed*—Suarez (Os), Carlson (SJ), Eide (NDS), Romesser (IC), Warner (Roa), Schroeder (VP), Swanson (NoP). **SECOND HEAT**—1. Fleming (WP) 13:54.8, 2. Lees (CO) 14:00.7, 3. White (FS) 14:01.8, 4. Lancaster (EI) 14:01.9, 5. Verdolius (Os) 14:03.3, 6. Bradley (Mil) 14:03.6; *also competed*—Haug (Wil), King (MU), Brady (V), Griffin (Ak), Williamson (Lu), Lipper (NEM), Norton (SWM), Sutherland (NortS). **FINAL**—1. Bentley 13:50.5, 2. Lees 14:02.1, 3. White 14:08.7, 4. Fleming 14:10.1, 5. Rukanshagiza 14:15.1, 6. Covert 14:25.1; *also competed*—Gutjahr, Briner, Verdolius, O'Connor.

SIX-MILE RUN

FINAL—1. Smead (HuS) 28:28.6, 2. Covert (FS) 28:30.8, 3. White (FS) 28:31.6, 4. Moynihan (T) 28:33.0, 5. Fleming (WP) 28:44.6, 6. Alexander (Den) 29:20.3.

120-YARD HURDLES

FIRST HEAT—1. Jones (NortS) 13.9, 2. Vogel (CWP) 14.6, 3. Williams (Li) 14.7, 4. Higgins (NCO) 15.0; *also competed*—Greenfield (JH) 15.0, Banks (Ad) 15.4, Wilson (WM) 15.7. **SECOND HEAT**—1. Jackson (EI) 14.2, 2. Wallace (CWP) 14.3, 3. Patton (NortS) 14.4, 4. Richardson (HI) 14.4; *also competed*—Turner (FS) 14.5, Kovach (Ge) 15.0, Raymond (On) 15.2. **THIRD HEAT**—1. Larry (Li) 14.0, 2. Dewan (NortS) 14.3, 3. Norman (WI) 14.6, 4. Adams (WSa) 14.7; *also competed*—Presler (Was) 14.8, Trebnick (ST) 14.8, Retherford (Ot) 14.9. **FOURTH HEAT**—1. Milburn (SU) 13.8, 2. Turner (CPP) 14.1, 3. Kusma (Bl) 14.4, 4. Fischer (SWM) 14.4; *also competed*—Noltensmeier (NI) 14.5, Butler (SD) 14.5, Street (WI) 14.6.

SEMI-FINAL—FIRST HEAT—1. Milburn 13.2, 2. Jackson 14.0, 3. Wallace 14.1, 4. Williams 14.1; *also competed*—Dewan 14.2, Kusma 14.4, Richardson 14.5, Adams 15.0. **SECOND HEAT**—1. Jones 13.9, 2. Turner 13.9, 3. Larry 14.2, 4. Fischer 14.3; *also competed*—Vogel 14.3, Norman 14.6, Patton 15.8, Higgins no time.

FINAL—1. Milburn 13.4, 2. Jones 13.8, 3. Jackson 14.0, 4. Larry 14.1, 5. Williams 14.7, 6. Turner 14.2; *also competed*—Wallace 14.2, Fischer 14.2.

440-YARD HURDLES

FIRST HEAT—1. Stevenson (SU) 51.6, 2. Slevin (T) 51.8, 3. Patton (NortS) 52.2, 4. Ankeny (MU) 52.2; *also competed*—Adams (WSa) 52.2, Street (WI) 52.9, Peters (CPP) no time. **SECOND HEAT**—1. Jackson (EI) 52.3, 2. Huss (FS) 52.7, 3. Landwehr (Mank) 52.7, 4. Bracy (NortS) 53.1; *also competed*—Mead (CPS) 55.0, Turley (SWM) 55.6, Lapp (NYT) 55.7, Pierce (On) no time.

FINAL—1. Jackson 51.1, 2. Stevenson 51.5, 3. Ankeny 51.6, 4. Patton 51.8, 5. Slevin 51.8, 6. Landwehr 52.1; *also competed*—Bracy 52.7, Huss no time.

3000-METER STEEPLECHASE

FIRST HEAT—1. Saunders (UIC) 9:05.8, 2. Novak (EI) 9:12.8, 3. Harmon (NEM) 9:14.8, 4. Elijah (HuS) 9:20.2, 5. Brown (ChS) 9:21.4; *also competed*—Sooter (SP) 9:28.6, Smith (NortS), Siddens (FS), McGuire (HuS), Lyndgaard (SJ). **SECOND HEAT**—1. Livesay (EI) 9:11.8, 2. Owen (HuS) 9:12.3, 3. Villarreal (Westm) 9:12.5,

4. Hobbs (UCD) 9:12.5, 5. Biedrzycki (CWP) 9:12.7; *also competed*—Folger (NCo) 9:12.8, Ruddock (Was) 9:25.8, Forrester (FS), McCallion (Ak), Heisel (SJ).
FINAL—1. Saunders 8:55.5, 2. Livesay 9:04.3, 3. Hobbs 9:06.8, 4. Biedrzycki 9:13.2, 5. Owen 9:15.9, 6. Brown 9:18.5; *also competed*—Harmon 9:22.0, Novak 9:34.5, Elijah no time, Villarreal no time.

HIGH JUMP

FINAL—1. Brown (CPS) 7-2, 2. Schneider (HaS) 6-10, 3. tie Fields (NeP) and Frazier (NortS) 6-8, 5. Peterson (Har) 6-8, 6. Buso (Os) 6-8; *also competed*—Levoe (Westm) 6-6, Sullivan (ChS) 6-6, Littrell (NEM) 6-6, Rogers (WI) 6-6, Suto (CoS) 6-6, Barron (EI) no height, Dooley (SIE) no height, Jones (NortS) no height, Layman (IC) no height.

LONG JUMP

FINAL—1. Boyd (Fi) 24-3½, 2. Larsuel (MU) 23-11½, 3. Brown (EI) 23-9¼, 4. Geredine (NEM) 23-8¾, 5. Watson (CWP) 23-6¾, 6. Davis (Sp) 23-6¼; *also competed*—Williams (Li) 23-3½, Jenkins (ES) 23-1½, Heard (Norf) 22-11, Feldman (GA) 22-9¼, Williams (UCR) 22-6, Bailey (SCol) 21-4.

POLE VAULT

FINAL—1. DeLaitch (SO) 16-0, 2. Spaet (SP) 15-6, 3. tie Wilson (MIT) and Haagen (CPS) 15-6, 5. tie among Eulo (UCI), Jones (ChS) and Hughes (Westm) 15-0; *also competed*—Sauck (NortS) no height, Hamer (CPS) no height, Ellis (HuS) no height.

SHOT PUT

FINAL—1. Arendell (WI) 61-1, 2. Turri (FS) 59-11¼, 3. Watt (ChS) 58-½, 4. Arciere (Ad) 56-9, 5. Hjeltnes (WM) 55-9¼, 6. Anderson (CPS) 54-8; *also competed*—Tabron (SWM) 54-6, Vido (Alb) 54-4¼, Dienhart (ST) 54-1¼, Robichaud (NortS) 54-1¼, McCollum (HaS) 52-4, Torbert (FS) 50-10.

DISCUS

FINAL—1. Hjeltnes (WM) 183-0, 2. McCollum (HaS) 174-8, 3. Yourek (ChS) 166-4, 4. Stoltman (WI) 166-2, 5. Okerstrom (Mank) 162-6, 6. Perry (Au) 161-0; *also competed*—Pipes (UCD) 160-6, Arendell (WI) 159-1, Bezrutczyk (CCon) 154-11, Post (CWP) 147-8, Haugen (WM) 147-4, Turri (FS) 140-11.

JAVELIN

FINAL—1. Hall (Norf) 258-7, 2. Johnson (PS) 249-5, 3. Spaet (SP) 236-5, 4. Elliott (I) 227-11, 5. Bruner (NDS) 221-2, 6. Piester (Ce) 219-7; *also competed*—Womack (EI) 216-6, Probst (LH) 213-8, Crase (SWM) 205-10, Burgess (NDS) 204-2, Patterson (CG) 198-11, Zotovich (UCI) 198-9.

HAMMER THROW

FINAL—1. Cramer (Sp) 191-1, 2. McCollum (HaS) 190-7, 3. Moore (MIT) 186-6, 4. Taddie (SCon) 181-4, 5. Satchwell (WI) 175-6, 6. Pearson (MIT) 165-9; *also competed*—Franson (ChS) 164-1, Desonier (CWP) 162-5, Healey (Bo) 161-10, Blankenship (HaS) 158-7, Dowling (Am) 154-7, Waithe (Bo) 153-3.

TRIPLE JUMP

FINAL—1. Terry (UCD) 51-6, 2. Roberts (NortS) 51-2¼, 3. Brockington (Norf) 51-2, 4. Montgomery (CPP) 51-1½, 5. Jenkins (ES) 50-6½, 6. Jacobsmeier (NCo) 50-5½; *also competed*—Fernandez (SFS) 50-3¾, Geredine (NEM) 50-1, Goode (Ad) 49-4½, Boyce (Mans) 48-11¾, Rowe (PS) 47-8, Johnson (SU) 45-4.

DECATHLON

FINAL—1. Fink (FS) 6960, 2. Baum (As) 6834, 3. Tesar (CIS) 6819, 4. McGaugh (UCR) 6815, 5. Fletcher (SR) 6781, 6. Bayless (FS) 6712; *also competed*—Allen (SwM) 6572, Sayre (WI) 6472, Baumgartner (HaS) 6324, Lopez (Sac) 6214, Wessely (NI) 6155, Berbert (SWM) 5939, Copland (Aim) 4904, Haynes (FS) DNF.

440-YARD RELAY

FINAL—1. Norfolk St. (Jackson, Riddick, Colbert, Cuffee) 40.0, 2. Lincoln (Brown, Williams, Amerison, Lyles) 40.5, 3. Eastern Ill. (Brown, Jackson, Brooks, Osei-Agyeman) 41.0, 4. Denison (Thompson, Stone, Price, Frazier) 41.0, 5. C. W. Post (Jones, Carey, Lewis, Bartlett) 41.1, 6. Cal Poly SLO (Davis, Mead, Grimes, Haley) 41.2; *also competed*—Kentucky St. 42.0, Northridge St. disq.

MILE RELAY

FINAL—1. Lincoln (Cooper, Conner, Lyles, Logan) 3:12.8, 2. NE Missouri (Evans, Venting, Gonzales, Jones) 3:13.8, 3. Northern Iowa (DeSerano, Anderson, Byington, Roloff) 3:14.1, 4. C. P. Pomona (Seeney, Frierson, Peters, Couch) 3:14.5, 5. Eastern Ill. (Brown, Hudecek, Jacobi, Jackson) 3:15.1, 6. Norfolk St. (Jackson, Davis, Neely, Colbert) 3:17.3; *also competed*—Western Ill. 3:19.3, Fullerton St. no time.

USTFF CHAMPIONSHIPS**Olympians, Pacific Coast Club Shine In 11th Federation Track, Field Event**

By CONRAD DOWNING

Sports Information Director, Wichita State University

With seven Olympians entered in the competition, the 11th annual United States Track and Field Federation championship meet was one of the USTFF's best. The Pacific Coast Track Club topped the field for the third straight year, scoring 67 points.

The University of Texas finished second with 52 points, followed by the Chicago Track Club (48) and the University of Kansas (36).

Dwight Stones set a new USTFF record by leaping 7-3½ in the high jump, while teammate Gary Ordway threw the discus 201-5 to better the old mark. Both represented the Pacific Coast Club.

One of the highlights of the championships was Rick Wohlhuter's 3:58.8 time in the mile run. Wohlhuter, of the Chicago Track Club, bypassed the 880 in favor of the mile and brought the crowd to its feet with a spectacular finish. Al Feuerbach won the shot put with a 69-9¼ toss.

11th USTFF Championships

SCORING—Pacific Coast Club 67, Texas 52, Chicago TC 48, Kansas 36, Purdue 24, SMU 22, Okla. State 22, Cincinnati 20, Colorado 18, Wisconsin 18, Western Ky. 16, Louisiana Tech 16, Michigan 14, SW Louisiana 14, Texas A&M 14, Rice 12, Lamar 12, Colorado St. 11, Beverly Hills Striders 10, Cornell 10, Colorado TC 10, Florida St. 10, Georgetown AC 10, Kansas St. 10, Middle Tenn. 9, LSU 9, Idaho St. 8, North Texas St. 8, Okla. Christian 8, Athletes in Action 6, Syracuse 6, Houston 6, Missouri 6, Wichita St. 4, Murray St. 3, Arkansas St. 2, Hutchinson JC 2, Iowa State 2, Maryland 2, Baylor 1, Mississippi Col. 1, McNeese St. 1, Nebraska 1, Ft. Hays St. 1. Others; Chicago, Golden Triangle TC, Illinois, Terlingua TC, U.S. Marine Corps, West Kansas TC, Western Ky. TC, Western Mich., Bowling Green, Indiana, Oklahoma, Drake.

100—Burton (Pu) 9.2, Lawson (IdS), Lutz (K), Porter (SWL), Williams (KS), Pouncy (SMU); 220—Lutz (K) 20.5, Pouncy (SMU), Johnson (Ho), Shaw (SMU), Straman (AS), Copland (MT); 440—Schultz (OS) 45.8, Rowe (Mic), Sturgal (Tex), Dicke (R), Sowerby (MuS), Musika (PCC); 880—Griffith (Tex) 1:48.9, Paul (ChTC), Frederick (FIS), Anastasio (Cor), Everett (NT), Chadwick (Ne); 880 (Special)—Wottle (BG) 1:49.5, Kent (Wis), Sparks (Ch), Mango (Il), Durkin (Il), Mock (Ch); MILE—Wohlhuter (ChTC) 3:58.8, Rose (PC), Fisher (Sy), Castaneda (Col), Yarbrough (Tex), Torres (MuS); 3-MILE—Herold (Wis) 13:41.4, Hilton (PCC), Stanley (Ch), Hollander (GITC), McMullen (Mo); 6-MILE—Kocher (CoTC) 28:58.1, Lesch (ChTC), Rude (Ch), Peterson (Col), Koehn (HJC), Kleinow (WM); MARATHON—Delmont (UCMC) 2:29.40.7, Branley (CS), Berger (CS), Rosales (WKA TC), Hardin (TTC), Schemmel (KS); 120-High Stubs (LT) 13.4, Shipp (LSU), Lightfoot (Tex), Jones (TAM), Gipson (La), Vandaveer (K); 440-H—Gipson (La) 50.2, Bolding (PCC), Steele (ChTC), Lee (KS), Musika (PCC), Ginther (CS); 3000-M STEEPLE—Lucas (GAC) 8:46.0, McDonald (K), Timm (AA), Smith (WS), Umbarger (Md), Dukas (MC).

HJ—Stones (PCC) 7-3½, Oates (Tex), Thornton (LT), Hansbrough (Mo), Slifer (KS), Smith (K); LJ—Lanier (Ci) 26-4¾, Bolin (Pu), Rogers (TAM), Flana (FIS), Combust (SMU), Thompson (Ba); PV—Speer (Col) 16-3, Callaway (In), Williams (WM), tie Winters (Ok) and Richards (PCC); SP—Feuerbach (PCC) 69-9¼, Woods (PCC), Stuart (WK), Walker (SMU), Dolegiewicz (Tex), Brosius (KS); DISC—Ordway (PCC) 201-5, Stockman (WKyTC), Smith (CS), Roost (unatt), Eneix (WK), Brosius (KS); JAV—Colson (K) 260-2, Pearce (R), Stevens (OS), Vagneur (unatt), Holloway (IoS), Derwin (SMU); HAM—Galle (BHS) 194-10, Neugent (OC), Champion (Cor), Pfeiffer (CS); TJ—Craff (ChTC) 55-2, McClure (MT), Brown (NT), Lanier (Ci), White (WM), Deneaux (Mo).

RELAYS—440—SW Louisiana 40.1, Texas, Purdue, Texas A&M, SMU, Okla. State; MILE—Texas 3:05.7, Wisconsin, Michigan, Okla. State, Drake, LSU.



PRE AND HIS FOLLOWERS—Oregon's already legendary runner, Steve Prefontaine, attracts crowds wherever he goes. The three-mile run at the NCAA championships was no exception. No one caught him, of course, as Pre sailed to his fourth straight title.

FOR THE YEAR 1972-73

The Best Performances By Collegians

Compiled By **BOB STEINER**

Sports Information Director, University of California

In Cooperation With **TRACK & FIELD NEWS**

100-YARD DASH

Name, College	Best Mark
Hammonds, Memphis St.	9.3
Lawson, Idaho St.	9.3
Merritt, Virginia	9.3
Williams, C.P. Pomona	9.3
Tinker, Kent State	9.3
Osei-Agyeman, Eastern Ill.	9.3
Quarrie, Southern Cal	9.3
Whately, Alabama	9.3
Hiddick, Norfolk St.	9.3
Amerison, Lincoln	9.3
<i>wind-aided</i>	
Schultz, Okla. State	9.1
Merritt, Virginia	9.1
Tinker, Kent State	9.1
Burton, Purdue	9.1
Quarrie, Southern Cal	9.1

220-YARD DASH

Lawson, Idaho St.	20.2
Quarrie, Southern Cal	20.2
Lutz, Kansas	20.5
Dill, Mich. State	20.5
Hiddick, Norfolk St.	20.6
Reid, UTex. El Paso	20.6
Schultz, Okla. State	20.7
Love, Indiana	20.7
Reid, Baptist	20.7
Tinker, Kent State	20.7
<i>wind-aided</i>	
Lawson, Idaho St.	19.9
Tinker, Kent State	20.0

440-YARD DASH

Brown, UCLA	45.0
Peoples, Arizona St.	45.0
Schultz, Okla. State	45.8
Sturgal, Texas	45.9
Parks, UCLA	45.9
Rowe, Michigan	46.0
Lyles, Lincoln	46.0
Jones, NE Missouri	46.1
Bond, Tennessee	46.2
Sang, N.C. Central	46.2

880-YARD RUN

Wottle, Bowling Green	1:46.2
Kent, Wisconsin	1:46.4
Brown, California	1:46.7
Schappert, Villanova	1:46.9
Mango, Illinois	1:47.0
McAfee, North Carolina	1:47.6

880-YARD RUN, cont.

Name, College	Best Mark
Garrison, Tennessee	1:47.8
Popejoy, Mich. State	1:47.9
Scott, Wash. State	1:47.9
Ouko, N.C. Central	1:48.1
Bence, Oregon	1:48.1

800-METER RUN

Wottle, Bowling Green	1:45.3
Philippe, Fordham	1:45.8

MILE RUN

Wottle, Bowling Green	3:53.3
Prefontaine, Oregon	3:54.6
Hartnett, Villanova	3:54.7
Popejoy, Mich. State	3:57.0
Waldrop, North Carolina	3:57.3
McAfee, North Carolina	3:57.8
Fulton, Texas Southern	3:57.8
Ebba, Oregon St.	3:57.8
Kvalheim, Oregon	3:57.9
Rose, Western Ky.	3:58.4

1500-METER RUN

Wottle, Bowling Green	3:36.2
Prefontaine, Oregon	3:38.1

THREE-MILE RUN

Prefontaine, Oregon	12:53.4
Hartnett, Villanova	13:06.4
Castaneda, Colorado	13:10.6
Gregorio, Colorado	13:10.6
Minty, Eastern Mich.	13:10.8
Ngeno, Wash. State	13:13.0
Martin, Wm. & Mary	13:14.0
Rose, Western Ky.	13:14.2
Keogh, Manhattan	13:14.8
Herold, Wisconsin	13:16.4

5000-METER RUN

Prefontaine, Oregon	13:22.4
--------------------------	---------

SIX-MILE RUN

Prefontaine, Oregon	27:09.4
Minty, Eastern Mich.	27:20.8
Castaneda, Colorado	27:22.4
Bringhurst, Utah	27:23.0
Keogh, Manhattan	27:34.2
Mandera, Indiana	27:49.8
Hartnett, Villanova	28:07.2
Brown, Tennessee	28:15.2
Lenarduzzi, Tennessee	28:15.6



CAN'T BEAR TO LOOK—Kansas spearthrower Sam Colson closes his eyes as he uncorks mighty toss of 281-0 to win javelin competition at Texas Relays. Jayhawk southpaw enjoyed similar success at the NCAA championships, setting another meet record.

Collegiate Championship Meet Results

20th Atlantic Coast Conference Championships

SCORING—Maryland 110½, Duke 63, N.C. State 45, North Carolina 39, Virginia 21, Clemson 18½, Wake Forest 7.

100—Merritt (V) 9.3, Basciano (M), Smallwood (NCS), Battle (M), Jennings (M); **200**—Krasny (D) 21.6, Bracey (NCS), Smallwood (NCS), Murphy (D), Brozey (M); **400**—Murphy (D) 47.5, Cupka (M), Johnson (M), Fiore (NCS), Seesman (C); **800**—Waldrop (NC) 1:48.3, S. Wheeler (D), Jenkins (C), Weston (NCS), Senter (NCS); **MILE**—McAfee (NC) 3:59.3, B. Wheeler (D), Wilkins (NCS), Garner (M), Carey (M); **3-MILE**—Wheeler (D) 13:45.9, Garcia (NC), Meyer (C), Rincon (M), Ackley (NCS); **6-MILE**—Eden (D) 28:59.3, Browder (D), Coffey (M), Webster (M), Wilson (NCS); **120-HH**—Bracey (NCS) 14.2, Smallwood (NCS), Lardieri (M), Nichols (M), Goodrich (D); **400-H**—Fullerton (M) 53.2, Larkin (M), Copeland (C), Brown (NC), Ward (NC); **3000-M** **STEEPLE**—Beardmore (D) 8:40.9, Hustvedt (D), Allen (NCS), Umbarger (NC), McLee (NC).

1J—White (WF) 6-8, tie Fern (C) and Bozzone (M), Nalley (M), Edwards (NCS); **LJ**—Goodman (M) 25-4, West (NC), Hamlin (M), Freshwater (V), Gerrard (C); **PV**—Hayes (M) 16-4, Herndon (M), McClurg (V), Hauze (M), McGinnis (D); **SP**—MacLachlan (M) 52-1¼, Gaines (NC), Pisciotta (M), Waddell (NC), Reese (D); **DISC**—Johnson (M) 106.5, Taylor (NC), Browning (C), MacLachlan (C), McLaughlin (NC); **JAV**—Fisher (M) 222-5, Anthony (D), Renz (NCS), McQuade (M), Boynton (C); **TJ**—Bimmanis (M) 50-9¼, Kelly (NC), Freshwater (V), Leedy (M), Drake (WF).

RELAYS—**440**—Maryland (Jennings, Brozey, Battle, Basciano) 41.3, N.C. State, Virginia, Duke, Clemson; **MILE**—Duke (Saltiel, Ramsland, B. Wheeler, Murphy) 3:16.1, N.C. State, Maryland, Clemson, Virginia.

66th Big Eight Championships

SCORING—Kansas 137, Kansas St. 110, Okla. State 79, Nebraska 70, Colorado 66, Missouri 50, Iowa State 24, Oklahoma 22.

100—Lutz (K) 9.2, Williams (KS), Schultz (OS), Pettes (OS), Washington (KS), Scavuzzo (K); **200**—Lutz (K) 20.4, Schultz (OS), Robinson (K), Webb (N), Bodenhamer (O), Scavuzzo (K); **400**—Merrill (KS) 47.4, Stepp (K), Priestley (N), Kurrasch (OS), Cimato (N), Newsome (O); **800**—Chadwick (N) 1:54.1, Feltner (KS), Daily (M), Gnapp (N), Valentine (O), Holderman (OS); **MILE**—McMullen (M) 4:07.0, Manke (O), Palmer (KS), Halberstadt (OS), Settle (KS), Gregorio (C); **3-MILE**—Castaneda (C) 13:37.4, Halberstadt (OS), Gregorio (C), Peterson (C), Eichner (IS), Unger (N); **120-HH**—Robinson (K) 13.4, Vandaveer (K), Gressett (N), Fisher (N), Lockwood (C), Kehmeier (KS); **400-H**—Lee (KS) 51.5, Bornkessel (K), Kehmeier (KS), Shuski (OS), Owens (O), Gressett (N); **3000-M STEEPLE**—McDonald (K) 9:02.8, Callen (K), Moritz (C), Hall (N), Fertig (N), Lambert (C).

1J—Hansbrough (M) 6-10, Smith (K), tie Valentich (C) and Slifer (KS), Schur (K), Johnson (K); **LJ**—Adams (C) 25-10¼, Childs (N), Kolarik (KS), Todd (K), Cashman (IS), Kinney (O); **PV**—Porter (K) 17-4, Marrs (KS), Speer (C), Winter (O), Laz (IS), Hardwick (KS); **SP**—Brosius (KS) 61-5¾, Guevara (K), Marks (OS), Forester (O), Amundson (IS), Plucknett (M); **DISC**—Plucknett (M) 182-3, Brosius (KS), Amundson (IS), Jepson (N), Marks (OS), Huston (C); **JAV**—Colson (K) 261-7, Holloway (IS), Stevens (OS), Hammond (K), Ritchie (N), Williams (KS); **TJ**—Gray (M) 52-2¼, Nyumutei (C), Arkley (C), Robinson (K), Childs (N), Cashman (IS).

RELAYS—**440**—Kansas St. (Washington, Merrill, Fie'ds, Williams) 40.6, Okla. State, Kansas, Nebraska, Oklahoma, Missouri; **MILE**—Okla. State (Stolpe, Shumski, Kurrasch, Schultz) 3:12.5, Kansas St., Nebraska, Oklahoma, Missouri, Iowa State.

Big Sky Conference

SCORING—Idaho St. 141, Montana 133, Idaho 107, Weber St. 70, Northern Ariz. 52½, Boise St. 39, Montana St. 17½.

100—Lawson (IS) 9.2w, Bailey (NA), Mack (I), Williams (IS), tie among Bergman (I), Miller (IS) and Bartell (BS); **200**—Lawson (IS) 19.9w, Miller (IS), LaTrielle (M), Brown (M), Bailey (NA), Bergman (I); **400**—Brown (M) 49.3, Williams (IS), McKenzie (I), LaTrielle (M), Bronson (M), LaFranchi (W); **800**—Dean (W) 1:54.2, Jones (IS), Pitts (M), Ramack (I), Hawk (NA), Miller (M); **MILE**—Selby (NA) 4:11.8, Dean (W), Templeman (M), Brooks (IS), Sawyer (NA), Cook (M); **3-MILE**—Tocheri (NA) 14:21.0, Selby (NA), Darko (M), Yardley (W), Novak (I), Brooks (IS); **120-HH**—Kinsman (IS) 14.0, Comer (IS), Martin (I), Lofton (I), tie Stanbury (MS) and Segal (NA); **400-H**—Comer (IS) 53.8, Bennett (B), Taggart (W), Higgins (M), Segal (NA), Baldwin (I);

3000-M STEEPLE—Cook (M) 9:15.4, Darko (M), Collins (M), Walker (B), Hamilton (I), Strong (W).

HJ—Hale (M) 6-6, Bennett (B), tie among Lofton (I), Luther (IS) and Roberts (M), tie Murbrook (W) and Stringham (W); **LJ**—Coombs (W) 23-4½, Anderson (IS), Bell (B), Creston (NA), Weiber (I), Mack (I); **PV**—Hamilton (I) 15-0, Bramlette (I), White (M), Parker (W), Bailey (IS), Klein (I); **SP**—Byington (IS) 52-7½, Vanmansart (M), Morigeau (M), Roe (I), Smith (W), Schmidt (MS); **DISC**—Roe (I) 165-1, Byington (IS), Fisher (I), Herbert (I), Pompa (NA), Ralston (M); **JAV**—Hill (W) 233-7, Tyler (I), Byington (IS), Madden (M), Ashby (W), Brogdon (I); **TJ**—Charlson (MS) 48-10¼, Bell (B), Chaffey (M), Stanberry (MS), Luther (IS), Watts (W).

RELAYS—440—Idaho St. (Comer, Miller, Williams, Lawson) 41.2, Idaho, Montana, Weber St., Boise St., Montana; **MILE**—Idaho St. (Hobdey, Williams, Lawson, Miller) 3:19.3, Montana, Idaho, Weber St., Boise St., Northern Ariz.

73rd Big Ten Championships

SCORING—Indiana 153, Michigan 86, Mich. State 79, Purdue 68, Minnesota 47, Wisconsin 44, Illinois 42, Iowa 16, Ohio State 13, Northwestern 10.

100—Burton (P) 9.4, Dill (MS), Love (In), Edwards (N), Lefkwich (In), Jackson (In); **220**—Dill (MS) 21.1, Burton (P), Love (In), Wallace (In), Edwards (N), Sundberg (Min.); **440**—Rowe (Mic) 46.0, Syphax (Mic), Eisenlauer (Io), Lewis (Min), Wallace (In), Curtis (W); **880**—Kent (W) 1:46.6, Mango (II), Chapman (Mic), Cornwell (Mic), Wallace (In), Curtis (W), Parrish (P); **MILE**—Popejoy (MS) 3:59.2, Clark (I), Heidenreich (In), Kaemerer (II), Bolster (Mic), Hayes (In); **3-MILE**—Mandera (In) 13:44.9, Schott (Mic), Lawless (Min.), Corry (OS), Hayes (In), Somesan (In); **6-MILE**—Fee (Min) 28:54.1, Keefer (In), Herold (W), Oliver (Min), Cross (MIC), Teddy (MS); **120-HH**—DiMarzio (P) 14.1, Morrison (MS), Jackson (In), Pivovar (II), Reeves (Mic), Swank (OS); **440-H**—Cassleman (MS) 50.7, Fasules (II), Gilmore (Min), Caudill (In), Gibsch (N), Murphy (MS); **3000-M STEEPLE**—Rob Cool (MS) 8:49.7, Herold (W), Betz (In), Wycsong (In), Holl (Min), Johnson (W).

HJ—Adama (In) 6-10, Huff (W), Nowacki (Mic), tie Gibbs (Min) and Hodge (In), Knoedel (Io); **LJ**—Bolin (P) 25-5¼, Cobb (In), Wallace (II), Gregory (MS), Ross (MS), Butler (Mic); **PV**—Boughman (In) 16-½, Callaway (In), Green (OS), Ridden (In), Jenness (W), Gillespie (P); **SP**—Anderson (Min) 60-¾, Breininger (P), Adams (Mic), Baietto (II), Hannon (P), Lantry (Mic); **DISC**—Adams (Mic) 175-4, LaFrank (II), Davis (In), Breininger (P), Baietto (II), Rogers (OS); **TJ**—Vine (In) 51-3¼, Hogan (In), Murphy (In), Hill (Mic), Onyango-Sumba (W), Gregory (MS).

RELAYS—440—Purdue (DiMarzio, Lewis, Lichtenfeld, Burton) 40.1, Indiana, Mich. State, Minnesota, Michigan, Iowa; **MILE**—Michigan (Syphax, Chapman, Cornwell, Rowe) 3:08.5, Mich. State, Wisconsin, Indiana, Northwestern, Ohio State.

California Collegiate Athletic Association

SCORING—Fullerton St. 90, Northridge St. 89, Cal Poly Pomona 88, Cal Poly SLO 51, UC Riverside 16, Bakersfield St. 0.

100—Williams (P) 8, Davis (S), Haley (S), Jones (N), Frierson (P), 220—Haley (S) 21.5, Williams (P), Frierson (N), Brownstein (N), Davis (S); **440**—Patton (N) 47.8, Johnson (S), McGill (P), Ankerman (F), Evans (P); **880**—Seeney (P) 1:52.4, Lassegard (P), Aguirre (F), Kahike (S), Batiuk (F); **MILE**—Johnson (P) 4:09.7, Clenard (N), Lassegard (P), Woodard (F), Patterson (F); **3-MILE**—Covert (F) 13:58.5, White (F), Patterson (F), Sutherland (N), Smith (N); **6-MILE**—Covert (F) 29:30.5, White (F), Smith (N), Sutherland (N), Forrester (F); **120-HH**—Jones (N) 13.9, Turner (P), DeWan (N), Terry (P), Borden (R); **440-H**—Bracy (N) 52.8, Huss (F), Mead (S), Patton (N), Jones (N); **3000-M STEEPLE**—Smith (N) 9:15.2, Walline (S), Forrester (F), Siddons (F), Ryan (P).

HJ—Brown (S) 6-10, Bush (S), Kipley (P), Jones (N), Frazier (N); **LJ**—Williams (R) 23-11, Watson (P), Robinson (P), Terry (P), Roberts (N); **PV**—Sauck (N) 15-6, Hill (P), Anderson (N), Johnson (R), Pierce (S); **SP**—Turri (F) 59-1½, Robichaud (N), Anderson (S), Reabold (P), Torbert (F); **DISC**—Coffman (F) 160-6, Covey (S), Turri (F), Millward (F), Carrillo (P); **JAV**—Peeney (F) 210-9, Healy (N), O'Connor (P), Buck (F), Stout (P); **HAM**—Venegas (N) 167-9, Murray (F), DeShane (P), Coffman (F), Witt (N); **TJ**—Roberts (N) 50-10¼, Montgomery (P), Williams (R), Moffett (P), Hunt (N); **DECATH**—Fink (F) 6,819, McCaugh (R), Bayless (F), Beavers (P), Haynes (F).

RELAYS—440—Northridge St. (Jones, Myers, Brownstein, Bracy) 41.3, C.P. Pomona, Cal Poly SLO, Fullerton St.; **MILE**—C.P. Pomona (Seeney, Evans, Greene, Couch) 3:13.6, Fullerton St., Cal Poly SLO, Northridge St.

48th Central Collegiate Conference Championships

SCORING—Mich. State 89, Western Ky. 72, Indiana 50, Lincoln 47, Bowling Green 34, Eastern Mich. 33, Western Mich. 33, Michigan 30½, Missouri 29, Ball State 28,

Cincinnati 26, Western Ill. 24, Drake 20, Southern Ill. 16, Northern Ill. 14, Miami 12, Ohio State 11½, Notre Dame 10, Kentucky 9, Iowa 8, Wisconsin 8, Toledo 7, Illinois State 4, Central Mich. 3, Purdue 2.

100—Dill (MS) 9.4, Amerison (L), Love (In), Ware (WK), Jones (BS), Abernathy (KS); **220**—Dill (MS) 20.7, Ware (WK), Rowe (Mic), Murphy (D), Abernathy (KS), Decker (I); **440**—Lyles (L) 46.0; Eisenlauer (Io), Wallace (In), Petty (D), Cleaver (KS), Logan (I); **880**—Wottle (BS) 1:47.6, Popejoy (MS), Ron Cool (MS), Rogles (Mis), Achgill (In), Curtis (Wis); **MILE**—McMullen (Mis) 3:59.7, Rose (WK), Vermilyea (BG), Bolster (Mic), Macdonald (BG), Herold (Wis); **3-MILE**—Minty (EM) 13:21.5, Rose (WK), Mandera (In), Elliott (BG), Somesan (In), Stanley (Ci); **6-MILE**—Minty (EM) 27:34.3, St. John (ND), Gavaghan (BS), Stanley (Ci), Wynder (BS), Kleinow (WM); **120-HH**—McMannon (ND) 13.7, Larry (L), Morrison (MS), Nelson (EM), Franklin (D), Jackson (In), 440-H—R. Cassleman (MS) 50.5, Yates (WK), Geise (BS), C. Cassleman (MS), Street (WI), Murphy (MS); **3000-M STEEPLE**—Rob Cool (MS) 8:56.5, Elliott (BC), Wesseling (Mia), Danforth (BG), Reinke (M), Stapleton (Ci).

HJ—Adama (In) 6-10, Durrant (WK), Hansbrough (Mis), Hodge (In), tie Gibbs (Mic) and Stoienoff (OS); **LJ**—Lanier (Ci) 25-7¼, Gregory (MS), Cobb (In), Ross (MS), Williams (L), Butler (Mic); **PV**—Green (OS) 16-3, Swenson (D), Williams (WM), Brue (SI), Kulka (EM), Callaway (In); **SP**—Jesse Stuart (WK) 63-8¼, Bilder (NI), Eneix (WK), Arendell (WI), John Stuart (WK), Breininger (P); **DISC**—Eneix (WK), 178-5, Plucknett (Mis), Stoltman (WI), Fishler (T), Arendell (WI), Breininger (P); **JAV**—Neely (BS) 215-1, kiser (WML), Pauli (NI), Gault (Mia), Kelly (CM), Russell (Mis); **HAM**—Satchwell (WI) 176-8, Doherty (EM), McCauley (WM), Meyer (WM), Hanlon (BS), Kelly (CM); **TJ**—Lanier (Ci) 50-1¼, Robins (SI), Hill (Mic), Murphy (In), Hogan (In), White (WM).

RELAYS—440—Lincoln (Brown, Williams, Amerison, Lyles) 40.7, Mich. State, Western Mich., Kentucky St., Toledo, Eastern Mich.; **MILE**—Michigan (Syphax, Cornwell, Chapman, Rowe) 3:08.3, Lincoln, Wisconsin, Mich. State, Drake, Western Mich.

Central Intercollegiate Athletic Association

SCORING—Norfolk St. 83, Winston-Salem 30, Virginia St. 18, Johnson C. Smith 17, Hampton Inst. 12, Fayetteville St. 11, Elizabeth City 5, Virginia Union 5, Livingstone 3.

100—Riddick (N) 9.5, Roberts (VU), Cuffee (N), Davis (JCS), Draper (F); **220**—Cuffee (N) 21.5, Riddick (N), Jackson (N), Flood (N), Draper (F); **440**—Colbert (N) 47.8, Davis (N), Glaspay (H), Neely (N), Porter (JCS); **880**—Wilson (VS) 1:56.5, Sykes (N), Diggs (N), Blount (F), McPheason (F); **MILE**—Lipscomb (N) 4:19.0, Diggs (N), Harris (WS), Murray (L), Crockett (JCS); **2-MILE**—Wright (N) 10:13.9, Sykes (N), Murray (L), Jordan (WS), Mitchell (L); **120-HH**—Adams (WS) 14.0, Richardson (H), Robinson (VS), Camm (VS), McSwain (JCS); **440-H**—Adams (WS) 53.8, Faison (F), Richardson (H), Everett (N), Thompkins (WS).

HJ—Holt (WS) 6-6, Brockington (N), Henry (WS), McSwain (JCS), Jackson (L); **LJ**—Godwin (F) 23-11¼, Richardson (H), Kneels (EC), Brockington (N), Robinson (VS); **PV**—Ballard (WS) 12-6, Wright (EC); **SP**—Corbett (JCS) 54-9, Dillard (N), Green (N), Spindle (JCS), McKenneth (N); **DISC**—Corbett (JCS) 161-11, Green (N), Mitchell (N), Smalls (VS), Robinson (VS); **JAV**—Hall (N) 236-3, Robinson (VS), Smalls (VS), Bell (VS), Leavers (L); **TJ**—Brockington (N) 48-4¼, Thompson (S), Richardson (H), Robinson (VS), Moss (WS).

RELAYS—440—Norfolk St. (Jackson, Riddick, Colbert, Cuffee) 41.3, Winston-Salem, Virginia Union, J. C. Smith, Hampton; **MILE**—Norfolk St. (Everett, Davis, Neely, Colbert) 3:19.4, J. C. Smith, Winston-Salem, Fayetteville St.

College Athletic Conference

SCORING—Southwestern at Memphis 110, Washington & Lee 61, Sewanee 60, Centre 38.

100—Newman (WL) 10.1, Morris (Sw), Helms (WL), Falkoff (Sw), Burse (C); **220**—Keesee (Sw) 22.0, Helms (WL), Hill (Sw), Newman (WL), Mayfield (Se); **440**—Keesee (Sw) 48.6, Hill (Sw), Mayfield (Se), Herbert (WL), Leonard (Se); **880**—Johnson (Sw) 1:57.9, Lyons (Sw), Estes (WL), McLean (Se), Demic (C); **MILE**—Delano (C) 4:30.2, Morgan (Se), Warner (C), Phelps (Se), Edwards (Sw); **3-MILE**—Harper (Se) 15:05.7, Delano (C), Burns (WL), Clark (Se), Phelps (Se); **120-HH**—Suthern (WL) 15.1, Burse (C), Allen (Sw), Frazier (Sw), Harbison (Se); **440-H**—Allen (Sw) 57.7, Harbison (Se), Grimm (WL), Hodges (Se), Suthern (WL).

HJ—Burse (C) 6-0, Allen (Sw), George (WL), Harbison (Se); **LJ**—Allen (Sw) 21-2½, Suthern (WL), Timms (Se), Lowe (C), Burse (C); **PV**—Files (Sw) 12-6, Tipps (Se), Hagerman (C), Woolley (Sw), Radford (C); **SP**—Jackson (Sw) 46-5, Mackersie (Se), Allen (Sw), Newman (Se), Dunn (Se); **DISC**—Fallis (WL) 135-3, Newman (Se), Jackson (Sw), Rankin (Sw), Johnson (C); **JAV**—Allen (Sw) 171-8, Barry (WL), Jackson (Sw), Parr (Se), McLean (Se); **TJ**—Keesee (Sw) 43-4, Allen (Sw), Suthern (WL), Timms (Se), Burse (C).

RELAYS-440—Southwestern (Falkoff, Keese, Hill, Morris) 42.4, Washington & Lee, Sewanee, Centre; **MILE**—Southwestern (Sleasman, Johnson, Hill Keese) 3:23.0, Washington & Lee, Sewanee, Centre.

College Conference of Illinois and Wisconsin

SCORING—Augustana 81, Carthage 60, North Central 48, Wheaton 37, Carroll 13, Millikin 10, Illinois Wesleyan 8, North Park 8, Elmhurst 7.

100—McGee (NC), 9.9, Clendenny (NC), Rupnow (E), Humphrey (Carr), Krumlauf (NC); **220**—McGee (NC) 22.3, Humphrey (Carr), Rupnow (E), Dewith (A), Englebart (Carr); **440**—Dewith (A) 48.7, Olson (W), Stephens (A), Jodat (Cart), Hansen (Cart); **880**—Heller (NC) 1:52.4, Hartlaub (M), Holmer (A), Pennington (Cart), Seago (A); **MILE**—McGee (Cart) 4:12.4, Beaumier (Cart), Olson (M), Smith (W), Colbo (Cart); **3-MILE**—Swanson (NP) 13:57.4, Behne (NC), O'Connor (A), Joerres (Cart), Schumacher (Cart); **12:0-HH**—Gorsuch (W) 15.0, Cornelious (A), Startz (A), Anderson (A), Stokes (Cart); **440-H**—Cornelious (A) 54.4, Boudard (Cart), Lichtenberg (IW), Johnson (NC), Louden (Cart).

HJ—Stanek (A) 6-6, Gorsuch (W), Manuel (IW), Hoberg (Cart), Flannigan (Cart); **LJ**—Dewith (A) 22-½, Gorsuch (W), Scott (A), Hitz (W), Boero (Cart); **PV**—O'Connell (A) 14-6¾, Nauman (NC), Haynes (Cart), Newberg (M), Grunde (A); **SP**—Converse (Cart) 50-7½, Jagers (A), Konicek (Cart), Kmiecik (Cart), Perry (A); **DISC**—Buesing (Cart) 156-1, Perry (A) Scott (A), Konicek (Cart), Jagers (A); **JAV**—Vanberschot (NC) 205-5, Malek (Cart), Evans (W), Clausung (W), Renner (E); **TJ**—Hitz (W) 43-11½, Gorsuch (W), Scott (A), King (NP), Tammen (IW).

RELAYS-440—North Central (Clendenny, Krumlauf, Bruenic, McGee) 42.8, Augustana, Carthage, Carroll, Ill. Wesleyan; **MILE**—Augustana (Beveroth, Stephens, Holmer, Dewith) 3:19.3, Carroll, North Central, Carthage, Millikin.

Collegiate Track Conference

SCORING—C. W. Post 102, Adelphi 45, Queens 39, Southern Conn. 33, N.Y. Tech 26, Marist 18, Glassboro St. 17, Trenton St. 12, Kings Point 8, CCNY 5, Stony Brook 5, Bridgeport 3, Fairfield 2, Lehman 1, Hofstra 1.

100—W. Hardware (A) 9.6, Carey (CWP), Carter (O), Siegel (A), Bartlett (CWP); **220**—R. Hardware (A) 22.0, Carey (CWP), Castagna (KP), Siegel (A), Bligh (CWP); **440**—Walker (A) 48.1, Constantinou (NYT), Davis (A), Johnson (A), Romano (CWP); **880**—Perry (O) 1:55.9, Quecina (NYT), Nowak (T), Longo (CWP), Jones (L); **MILE**—Merkh (C) 4:18.1, Green (NYT), Haberkern (CWP), Ogle (SC), Rafferty (O); **3-MILE**—Butynes (CWP) 14:27.5, Adler (CWP), Graham (B), Rosen (SB), Quinn (SC); **12:0-HH**—Wallace (CWP) 14.4, Vogel (CWP), Banks (A), Corso (CWP), Pechoto (T); **440-H**—Bligh (CWP) 53.4, Fagan (CWP), Lapp (NYT), Streets (A), Pechoto (T); **3000-M STEEPLE**—Biedrzycki (CWP) 9:18.0, Clarke (CWP), Majoros (NYT), King (CCNY), Johnson (T); **2-MILE WALK**—Wilger (M) 17:09.5, Menendez (KP), Siegel (SC), Sabine (CWP), Sadowski (CWP).

HJ—Farrell (H) 6-4½, Boulden (G), tie Murphy (M) and Jean-Louis (CWP), McCann (G); **LJ**—Murphy (M) 22-6 Zaps (NYT), Krampe (M), Gripper (O), Noonan (NYT); **PV**—Liott (G) 13-0, Ciarleglio (SC), Smith (CQP), Massuhr (T), Murphy (A); **SP**—Gould (O) 54-3½, Post (CWP), Ondrejak (T), Holt (F), Andrews (T); **DISC**—Post (CWP) 158-10, Desonier (CWP), Gould (O), Sutherland (SC), Andrews (T); **JAV**—Gould (O) 212-11, Johnson (CWP) Golino (SC), Algieri (T), Zaneski (SC); **HAM**—Desonier (CWP) 166-5, Gould (O), Smith (SC), Gineti (SC), Howard (SC); **TJ**—Goode (A) 47-4½, Charonis (SC), Grant (CCNY), Henley (SB), Kefalos (SB).

RELAYS-440—C. W. Post (Jones, Carey, Lewis, Bartlett) 42.8, Queens, Southern Conn., Trenton St., Kings Point; **MILE**—Adelphi (Guter, Walker, Streets, Johnson) 3:18.6, Queens, N.Y. Tech.

Far Western Conference

SCORING—Chico St. 181, UC Davis 140, Humboldt St. 123, Hayward St. 106, Sacramento St. 51, San Francisco St. 45, Sonoma St. 1.

100—Roberts (Sac) 10.0, Washington (C), Relemypagos (F), Malysiak (D), Demek (C), Parker (Ha); **220**—Washington (C) 21.9, Roberts (Sac), Potts (C), Parker (Ha), Demek (C), Miles (Hu); **440**—Browning (D) 49.1, Colden (Ha), Moring (Hu), Ganiats (D), Tremaine (C), Lynde (Son); **880**—Eashman (Ha) 1:53.7, Wood (C), McVay (C), Harris (D), Jenkins (Hu), Harms (D); **MILE**—Eashman (Ha) 4:13.2, Harms (D), Owen (Hu), West (C), Sheehan (D), Shuman (C); **6-MILE**—tie Elijah (Hu) and Smead (Tu), Silva (C), Stordahl (C), Sheehan (D), Hobbs (D), Stordahl (C), Shuman (C); **12:0-HH**—Skinner (D) 15.2, Nielson (Hu), Loorz (Ha), Davis (C), Harris (SF), Butz (Sac); **440-H**—Faeth (C) 54.5, Skinner (D), Monte (D), Cain (SF), Owen (Hu), Haley (C); **3000-M STEEPLE**—Mullins (Hu) 9:08.0, McGuire (Hu), Hobbs (D), Brown (C), Anderson (Hu), Van de Erve (D).

HJ—Schneider (Ha) 6-8, Sullivan (C), Robinson (Ha), McKinnon (Hu), Ball (D), Lee (C); **LJ**—Ellis (Hu) 23-2½, Parnell (C), Terry (D), Lopez (Sac), Taggart (D), Colburn (C); **PV**—Jones (C) 15-0, tie Taylor (D) and Getchell (C), Shattuck (D); **SP**—Watt (C) 57-½, McCollum (Ha) Himan (Hu) Gray (SF), Pipes (D), Pope (Ha); **DISC**—McCullum (Ha) 181-7, Pipes (D), Yourek (C), Holbrook (C), Himan (Hu), Heilman (C); **JAV**—Nichols (C) 212-6, Parker (SF), Bracy (Hu), Finney (C), Seals (D), Ferguson (Hu); **HAM**—McCullum (Ha) 187-10, Franson (C), McGill (Sac), Bankenship (Ha), Valenzuela (C), Shaw (C); **TJ**—Terry (D) 51-1½, Fernandez (SF), Foreman (Ha), Moore (Sac), O'Neal (Ha), Taggart (D); **DECATH**—Lopez (Sac) 6:39.5, Shattuck (B), Baumgartner (Ha), Owen (Hu), Oross (SF), Lee (C).

RELAYS-440—Chico St. 42.2, San Francisco St., Humboldt St., UC Davis, Sacramento St.; **MILE**—UC Davis 3:18.4, Chico St., Sacramento St., Humboldt St., San Francisco St.

Great Lakes Colleges Association

SCORING—Denison 145, Ohio Wesleyan 114, Hope 69, Wabash 68, Oberlin 59, Kalamazoo 42, DePauw 29.

100—Crump (OW) 9.8, Bonner (Ob), Stone (Den), Price (Den), Blanchard (K), Hill (OW); **220**—Crump (OW) 21.9, Frazier (Den), Stone (Den), Bonner (Ob), Price (Den), Hill (OW); **440**—Frazier (Den) 49.1, Robinson (Ob), Thompson (Den), Schilling (OW), Stroops (DP), Park (DP); **880**—Higley (Den) 1:55.9, Gerlach (K), Book (OW), Bolster (Den), Powers (H), Klima (OW); **MILE**—Alexander (Den) 4:18.9, Higley (Den), Daniels (H), O'Connell (W), Claxton (H), Williamson (Den); **2-MILE**—Alexander (Den) 9:08.7, Smith (Ob), Scholl (H), O'Connell (W), Blackmore (Den), Kaomar (K); **12:0-HH**—Nelman (OW) 15.0, Himmelhauer (W), McMullen (Ob), Reynolds (W), Fruit (OW), Ritscheske (H), HJ—Mulligan (Den) 6-6, Leifer (OW), Wildgen (H), Knudsen (Ob), Jacobs (OW), Rowley (K); **LJ**—May (W) 23-2½, Thompson (Den), Skorupa (OW), Evers (H), Brugger (H), Knudsen (Ob); **PV**—Koch (Den) 14-0, Brown (OW), Bleckley (H), Boyak (H), Jansson (Ob), Barta (K); **SP**—Pursel (W) 48-3½, Miller (W), Graham (K), Hiatt (W), Groendyck (H), DeYoung (H); **DISC**—Iovino (OW) 148-10, Scott (DP), Coyle (K), Johnson (OW), Miller (W), Heusinkveld (H); **JAV**—Schiff (W) 201-4, Iovino (OW), Ehrnschwender (DP), Coyle (K), Jones (W), Lees (H); **TJ**—Thompson (Den) 43-4, Evers (H), Knudsen (Ob), Fruit (OW), Jones (W), Newton (OW).

RELAYS-440—Denison (Thompson, Stone, Price, Frazier) 42.3, Ohio Wesleyan, Oberlin, DePauw, Kalamazoo, Hope; **MILE**—Denison (Stone, Thompson, Bolster, Frazier) 3:21.7, Ohio Wesleyan, Oberlin, Hope, DePauw, Kalamazoo.

13th Greater Boston Championships

SCORING—Harvard 127, Northeastern 79, Boston Col. 30½, Boston U. 25, MIT 24, Tufts 18, Brandeis 15½.

100—Freeilon (N) 10.1, Akinkuoto (BU), Horton (H), Webb (Br), Dugué (N); **220**—Freeilon (N) 22.2, Massey (N), Wilkes (MIT), Akinkuoto (BU); **440**—Leone (H) 48.2, Vann (N), tie Charland (BC) and Knight (Br), Cherry (BU); **880**—Taylor (BU) 1:51.7, Rivera (Br), Okerman (H), Small (Br), Curtis (H); **MILE**—Quirk (H) 4:07.0, MacDonald (BC), Hickey (N), Hughes (H), Becker (BC); **3-MILE**—Buckley (N) 14:04.4, Linsk (H), Rojas (H), Swanson (BC), Crowley (N); **6-MILE**—Moynihan (T) 28:33.3, Flanders (N), Durette (H), Greer (N), Tsigidinos (H); **12:0-HH**—Hickman (H) 14.7, Valentine (N), Butler (H), McVane (BC), Sullivan (Br); **440-H**—Butler (H) 53.3, Slevin (T), Hinthian (T), Buckley (H), Leimkuoler (MIT); **3000-M STEEPLE**—Goldsmith (N) 9:12.8, Jones (H), Jaynes (N), Boyle (BC), Hamel (N).

HJ—Byron (BU) 6-8, Embree (H), MacAlvin (BC), tie Brennan (N) and Birlhe (H); **LJ**—Sharpe (H) 22-9½, Mahoney (BC), Gavin (BU), Vanderpool-Wallace (H), Kayali (H); **PV**—Kleiger (H) 16-0, tie Watson (N) and Heckel (H), Wilson (MIT), Gould (T); **SP**—Ito (N) 51-9, Dray (BC), Moore (MIT), Hughes (H), Taylor (N); **DISC**—Giblane (H) 151-7, Rao (N), Moore (MIT), Taylor (N), Grasso (MIT); **JAV**—Tew (H) 215-8, Pade (H), McDowell (T), Brammick (N), Walsh (N); **HAM**—Moore (MIT) 187-4, Hughes (H), Neimi (H), Pearson (MIT), Johnson (N); **TJ**—Kayali (H) 47-5, Sharpe (H), Corwin (H), Warner (BU), Mahoney (BC).

RELAYS-440—Harvard 42.7, Northeastern, MIT, Boston Col., Tufts; **MILE**—Harvard 3:18.2, Brandeis, Boston Col., Northeastern, Boston U.

Gulf South Conference

SCORING—SE Louisiana 81, Troy State 68, Mississippi Col. 52, NW Louisiana 48, Delta St. 31, Florence St. 5, Jacksonville St. 2.

100—Holmes (M) 9.8, Short (S), Turner (T), Batie (T), Stewart (M); **220**—Holmes (M) 21.6, Short (S), Batie (T), Turner (T), King (J); **440**—Oliver (T) 47.5, Moore (N), Woodson (T), Potter (D), Whiteside (M); **880**—Skaggs (N) 1:53.1, Raley (M),

Taylor (N), Bradley (S), Morrison (D); **MILE**—Morris (T) 4:13.2, Drevins (T), Gatson (N), Evans (M), Wood (M); **3-MILE**—Trammel (N) 14:31.7, Dukas (M), Devins (N), Bean (N), Gatson (N); **120-HH**—Martin (S) 14.3, White (D), Morris (D), Price (M), Phillips (F); **440-H**—Morris (D) 53.4, Phillips (F), Plummer (T), Brister (M), Craven (N); **HJ**—Curry (D) 6-8, Saul (M), Shirley (S), Thompson (N), Blalock (M); **LJ**—Brown (N) 23-10, Smith (S), Price (M), Curry (D), Thompson (N); **PV**—Saucier (S) 15-6, Nelson (S), Pope (N), Pitts (T), Harris (D); **SP**—Anderson (T) 51-0, Guillery (S), Kofonnie (N), Brantley (T), Faccini (D); **DISC**—Waterbury (M) 140-2, Price (S), Despeaux (S), Anderson (T), Brantley (T); **JAV**—Baker (S) 201-8, Stevens (S), Felton (M), Estapa (S), Kirchoff (N); **HAM**—Despeaux (S) 124-3, Brantley (T), Price (S), Baker (S); **KLIPP (T)**—Smith (S) 46-4½, McIntosh (N), Echols (T), Price (M), Thompson (N).

RELAYS—**440**—Troy State (Oliver, Turner, Townsend, Batie) 41.5, SE Louisiana, Mississippi Col., Delta St., Jacksonville St.; **MILE**—Troy State (Turner, Plummer, Oliver, Woodson) 3:12.7, NW Louisiana, Mississippi Col., Delta St.

39th Heptagonal Championships

SCORING—Pennsylvania 82, Navy 80, Harvard 41, Army 28, Cornell 23, Brown 23, Princeton 10, Dartmouth 10, Columbia 5, Yale 2.

100—Reid (H) 9.8, Gansle (F), Rudasill (B), Best (A), Morgan (B); **220**—Rudasill (B) 21.6, Owens (N), Best (A), Collins (P), Bivens (A); **440**—Stephan (N) 48.4, MacNeil (Cor), Leone (H), Worrell (B), McKeown (Cor); **880**—Anastasio (Cor) 1:52.0, Saddler (A), Roach (Cor), Fikes (P), Thurston (B); **MILE**—Fikes (Pe) 4:08.1, Kramer (N), Quirk (H), Fitzgibbon (Col), Elliot (Pr); **3-MILE**—DeMarco (Cor) 13:57.1, Rafferty (Pe), Vander Kraats (Pr), Kramer (N), Flynn (A), Good (Pr); **120-HH**—Lewis (Pe) 13.9, Schwab (Pe), Kennard (N), Martin (N), Cargile (Pr); **440-H**—Collins (P) 51.6, Schwab (Pe), Butler (H), Black (Col), Armstrong (Col); **3000-M STEEPLE**—Childs (E) 8:28.3, McKee (Pe), Jones (H), Walker (D), Lowman (N).

HJ—Harkins (N) 6-10, Sperger (P), Embree (H), Leach (D), Willis (N); **LJ**—Campbell (N) 24-5¾, Samara (Pe), Stachitas (Pe), Rasin (N), Sharpe (H); **PV**—Kleiger (H) 16-0, Heckel (H), Brannon (N), Samara (Pe), Zwingelberg (N); **SP**—Haney (N) 57-0, Shiaras (D), Hriber (N), Hughes (H), Hansen (D); **DISC**—Ostrand (A) 163-10, Beltz (Pe), Friedstedt (N), Dubinetz (Y), Pfandi (N); **JAV**—Charlesen (N) 230-2, Muchinski (Pe), Tew (H), Anderson (Pe), Garpenski (D); **HAM**—Bregar (N) 218-7, Bartlett (B), Greenwood (Pr), Butts (A), Hughes (H); **TJ**—Stachitas (Pe) 48-9¾, Faust (N), Kayali (H), Rasin (N), Clark (Pe).

RELAYS—**440**—Brown (Steinberg, Rudasill, Sussewell, Morgan) 41.3, Navy, Army, Pennsylvania, Princeton; **MILE**—Army (Birznicks, Bivens, Valant, Madera) 3:14.2, Navy, Cornell, Pennsylvania, Princeton.

97th ICAAAA Championships

SCORING—Navy 41, Maryland 29½, Penn State 29½, Manhattan 26, Pennsylvania 24, Adelphi 22½, Villanova 21, Pittsburgh 18, Seton Hall 17½, Harvard 16, Connecticut 11, Brown 9, C. W. Post 9, Massachusetts 7, Rutgers 7, William & Mary 7, Colgate Fordham 3, Cornell 2, Army 2, Springfield 2, American U. 2, Drexel 1, Delaware 1, Tufts 1.

100—Sands (PS) 9.8, Basciano (Mar), Walker (Ad), Hardware (Ad), Woodward (Con); **220**—Hardware (Ad) 21.3, Rudasill (Br), Collins (Pe), Brozey (Mar), Sands (PS); **440**—Zapoticzny (SH) 47.5, Brock (SH), Mozingo (Pi), Bivens (Ar), Leone (H); **880**—Schappert (V) 1:51.0, Francis (BC), Philippe (F), Anastasio (Cor), Moore (Pi); **MILE**—Colon (Man) 13:25.2, Fischer (Sy), Gittings (PS), Cohen (Am), Martin (WM); **3-MILE**—Keogh (Man) 28:07.1, Maguire (PS), Keogh (Man), Sieben (R), Flanders (No); **120-HH**—Dobson (WM) 13.8, Lewis (Pe), Singleton (PS), Kennard (Na), Lynn (Dr); **440-H**—Collins (Pe) 51.3, Schwab (Pe), Blich (CWP), Butler (H), Slevin, (T); **3000-M STEEPLE**—Hartnett (V) 8:54.2, Squires (Man), Gillin (Mas), Umbarger (Mar), Carpenter (R).

HJ—Dunn (Col) 7-1½, Harkins (Na), Nalley (Mar), Fitz (PS), Embree (H); **LJ**—Rea (Pi) 24-2¾, Campbell (Na), Goodman (Mar), Lennex (SJ), Davis (Sp); **PV**—Kleiger (H) 16-7¾, Hayes (Mar), Zwingelberg (Na), Wilson (MIT), Raab (Pe); **SP**—Haney (Na) 60-11½, Burgess (R), Arcieri (Ad), Rao (No), Brady (Man); **DISC**—Post (CWP) 170-0, Commins (Da), Johnson (Mar), Murphy (Na), Reiner (PS); **JAV**—Charlesen (Na) 234-4, Bessette (C), Fisher (Mar), Mushinski (Pe), Andrews (PS); **HAM**—Bregar (Na) 212-8, Belman (Cor), Bartlett (Br), Jackson (PS), Moore (MIT); **TJ**—McBryde (Man) 52-2, Samara (Pe), Stephan (Na), Miller (Br), Blewitt (Mar).

RELAYS—**440**—Adelphi (Siegel, Hardware, Streets, Walker) 41.0, Penn State, Navy, the Maryland and Seton Hall; **MILE**—Seton Hall (Tyson, Zapoticzny, Goglas, Brock) 3:13.0, Pittsburgh, the Penn State and Adelphi, Delaware.

Independent College Athletic Conference

SCORING—Rochester Tech 87½, St. Lawrence 55½, Alfred 54, RPI 50, Ithaca 18, Hobart 7.

100—Newsome (RT) 9.9, Kaplin (A), Rice (SL), Varga (A), Searles (RPI); **220**—Newsome (RT) 21.8, Rice (SL), Kaplin (A), Vargo (A), Fold (RPI); **440**—Rittenberg (I) 51.7, Worner (SL), Regan (RPI), Camerson (A), Fold (RPI); **880**—Miller (A) 2:02.2, Prass (A), Klafehn (RT), Rockwood (RPI), Chanry (SL); **MILE**—Pollock (SL) 9:45.0, Evans (A), Doehler (RT), Gibson (A), Pottey (RPI); **2-MILE**—Pollock (SL) 9:45.5, Doehler (RT), Pottey (RPI), Pulos (A), Shirley (RPI); **120-HH**—Chaplin (RT) 15.2, Murray (A), Dunlavy (RT), Friedman (RI), Serdakowski (RPI); **440-H**—Dunlavy (RT) 59.1, Chaplin (RT), Hagin (I), Friedman (RPI), Serdakowski (RPI); **3000-M STEEPLE**—Underwood (A), 11:19.0, Tupy (RT), Steinhart (A).

HJ—William (RT) 6-2, Scott (A), Whitebay (RT), Cornwell (H), Rath (SL); **LJ**—Reynolds (RT) 20-7½, Larson (A), Couchman (RPI), Nunn (I), Byrd (RT); **PV**—Stepien (RT) 13-6, tie Yankowski (RPI) and Cooper (SL), Rubin (A), Orszulak (RT); **SP**—Masulis (RT) 46-6, Lowell (RPI), O'Meara (A), Albinski (H), Northrup (SL); **DISC**—Masulis (RT) 143-9, Ellis (RPI), Lowell (RPI), Urban (I), Farber (RPI); **JAV**—Gosztyla (RPI) 187-3, Gale (SL), Dow (I), Albinski (H), Lococo (RPI); **HAM** (non-scoring)—Lowell (RPI) 149-6, Farber (RPI), Rapaport (H), Ellis (RPI), Koch (RT); **TJ**—Owens (A) 44-3½, George (A), Knowles (RT), Clark (RT), Shuster (SL).

RELAYS—**440**—RPI 43.7, Alfred, St. Lawrence, Rochester Tech, Hobart; **MILE**—Alfred 3:30.6, St. Lawrence, RPI, Ithaca, Rochester Tech.

Indiana Collegiate Conference

SCORING—Indiana Central 73, Butler 64, Valparaiso 54, Wabash 36, DePauw 30, Evansville 28.

100—Adu (B) 9.5, Cooper (E), Barnett (E), Johnson (E), Steckler (IC); **220**—Willoughby (E) 23.1, Cooper (E), Musselman (IC), Duff (D), Davis (IC); **440**—Brown (B) 1:53.3, (V) 50.4, Stoops (D), Musselman (IC), Semro (V), Park (D); **880**—Burleson (B) 4:11.4, Romesser Murray (V), Miller (B), Whitman (IC), Siuta (V); **MILE**—Burleson (B) 4:11.4, Romesser (IC), Brady (V), Miller (B), Carpenter (V); **3-MILE**—Romesser (IC) 14:23.9, Schroeder (V), O'Connell (W), Waterfil (B), Shallenberger (V); **120-HH**—Reynolds (W) 14.9, Phillips (IC), Himmelhaver (W), Knight (E), McCarvey (D); **440-H**—Brown (V), McCarvey (D), Hall (IC), Lawton (V), Brown (V); **3000-M STEEPLE**—Stover (IC) 9:45.1, Kesler (B), Shallenberger (V), Hanni (IC), Hawley (W).

HJ—Layman (IC) 6-6, Rowe (B), Harter (V), Tucker (B), Thomas (D); **LJ**—Adu (B) 23-4, Skorupa (D), Davis (IC), Brimm (E), Jacobson (V); **PV**—Holder (IC) 13-0, David (H), Hood (B), Adams (V); **SP**—Allgood (IC) 49-8, Pursel (M), Middeldorf (V), Miller (W), Cuyon (IC); **DISC**—Miller (W) 137-10, Middeldorf (V), Scott (D), Pursel (W), Allgood (IC); **JAV**—Walkup (B) 172-5, Hass (IC), Lautner (B), Ehrshwender (D), Schiff (W); **TJ**—Adu (B) 45-3, Jones (W), Jacobsen (V), Skorupa (D), Davis (IC).

RELAYS—**440**—Evansville 43.3, Indiana Central, DePauw, Valparaiso, Butler; **MILE**—Indiana Central 3:24.9, Valparaiso, DePauw, Butler.

51st Iowa Conference Championships

SCORING—Luther 113, Wartburg 56, Central 39, William Penn 27, Dubuque 23, Simpson 8, Buena Vista 6, Upper Iowa 0.

100—Crutchfield (D) 10.1, Gano (C), Spires (L), Dewey (W), Kurtz (C); **220**—Gray (L) 22.7, Youngblood (C), Jorgensen (L), McCall (D), Dewey (W); **440**—Youngblood (C) 48.7, Jorgensen (L), Gray (L), Patrick (S), Swenson (BV); **880**—Steger (L) 1:55.9, Iono (C), Hotz (W), Neubauer (L), Jacobsen (L); **MILE**—Williamson (L) 4:20.6, Schmidt (L), Rathje (W), Potter (L), Wuertz (W); **3-MILE**—Williamson (L) 14:39.8, Gustafson (L), Rathje (W), Murray (L), Oelschlaeger (W); **120-HH**—Schroeder (L) 15.4, Ellefson (W), Taucher (D), Busscher (C), Martin (WP); **440-H**—Schroeder (L) 55.1, Bies (L), Kosman (WP), Collett (D), Foltz (W).

HJ—Kunath (W) 6-2, Dodge (W), Rominger (WP), Kates (L), DeMann (BV); **LJ**—Steinberg (L) 22-7½, Young (WP), Berndt (W), Kuh (L), Steinmetz (W); **PV**—Jenkins (W) 14-4¼, Ebert (W), Frank (WP), Vande Berg (C), Hutchins (L); **SP**—Dirt (L) 49-7½, Wiltshire (W), Guthrie (W), Patik (WP), Howard (C); **DISC**—Campbell (S) 146-3, Berkas (L), Brown (D), Piester (C), Dirth (L); **JAV**—Piester (C) 210-7, Tower (WP), Brown (D), Vecovi (WP), Berkas (L); **TJ**—Steinberg (L) 44-3¼, Burmeister (L), Young (WP), Piester (C), Koch (BV).

RELAYS—**440**—Luther (Schwitzer, Jorgensen, Gray, Spires) 43.1, Dubuque, Central, Wartburg, William Penn; **MILE**—Luther (Steger, Schroeder, Jorgensen, Gray) 3:23.5, Wartburg, Buena Vista, Central, William Penn.

38th Mason-Dixon Conference Championships

SCORING—Mount St. Mary's 90, Towson St. 75, Bridgewater 50, Roanoke 29, UMD, Baltimore 17, Gallaudet 7, Loyola 2.

100—Ambush (M) 9.9, Stewart (Br), Glenn (UMB), Hartman (Br), Brooks (M); 220—Ambush (M) 22.2, Brooks (M), Glenn (UMB), Bell (R), Weaver (T); 440—Man ulich (M) 49.7, Williams (M), Fowlkes (T), Carpenter (R), Weaver (T); 880—Menschner (M) 1:55.6, Hanger (Br), LaRocco (R), Norris (T), Coleman (Br); MILE—Oliver (M) 4:13.7, Warner (R), Coleman (Br), Johnson (T), Hazel (R); 3-MILE—Warner (M) 13:00.7, Hanlon (M), Love (R), Amoss (M), Curley (M); 120-HH—Fowler (T) 15.7, Lubas (M), Fischer (M), Hoffman (T), Buller (Br); 440-H—Lubas (M) 53.5, Buller (Br), Pennington (T), Gaylor (T), Hoffman (T).

HJ—Fowlkes (T) 6-3, Walasek (R), Wise (UMB), Williams (G), Huffman (Br); LJ—Fowlkes (T) 22-2, Swomley (M), Thren (Br), McCrory (L), Taylor (UMB); PV—Metzler (Br) 13-10, Mahon (M), Hudson (Br), Hill (M), Hoolko (M); SP—Serafin (T) 46-10, O'Brien (T), Simons (T), Hurst (R), Aquila (C); DISC—McDearson (Br) 127-9, Serafin (T), Maio (M), Breeden (Br), Simons (T); JAV—Howell (T) 189-5, Maxey (Br), Flowers (T), Hoolko (M), Roznik (Br); TJ—Fowlkes (T) 44-10, Buckner (G), Taylor (UMB), Swomley (M), Hoolko (M).

RELAYS—440—Mount St. Mary's (Brooks, Swomley, Ambush, Williams) 42.2, Towson St., Bridgewater, Roanoke; MILE—Mount St. Mary's (Manulich, Oliver, Ambush, Brooks) 3:25.2, UMD, Baltimore, Towson St.

40th Metropolitan Championships

SCORING—C. W. Post 94, Manhattan 59½, Seton Hall 39½, Rutgers 34½, St. John's 33½, Fordham 18, Fair, Dickinson 10, Adelphi 9, NYU 3, CCNY 2, Iona 1.

100—Webb (SH) 10.0, Jones (CWP), Carey (CWP), Goglas (SH), Gritz (NYU); 220—Bligh (CWP) 21.7, Carey (CWP), Bartlett (CWP), Siegel (A), Webb (SH); 440—Zapocizny (SH) 47.4, Ancona (CWP), Brock (SH), Thurton (M), Tyson (SH); 880—Bruce (M) 1:51.6, Skeggs (SJ), Trammell (F), Holman (F), Leidinger (SJ); MILE—Colon (M) 4:05.0, Philippe (F), Speirs (R), Walsh (M), Kearney (M); 3-MILE—E-Keogh (M) 13:31.8, Colon (M), Sieben (R), Biedrzycki (CWP), Kinsman (R); 120-HH—Wallace (CWP) 14.3, Sutphen (RD), Vogel (CWP), McEvoy (SH), Corso (CWP); 440-H—Bligh (CWP) 52.5, Spicker (R), Fagan (CWP), Mustachio (SH), Streets (A); 3000-M STEEPLE—Biedrzycki (CWP) 9:06.7, Squires (M), Carpenter (R), Roche (R), Soto (SJ).

HJ—Riches (SJ) 6-6, Farrell (CWP), tie O'Connell (M) and LaCorte (SH), Jean-Louis (CWP), L-Williams (CWP) 23-5½, Kaiser, (SJ), McBryde (M), Goglas (SH), Phelan (M); PV—Huff (R) 15-0, Ewan (R), tie Christie (SJ) and Ogilvie (R), Byron (M); SP—Burgess (R) 60-½, Brady (M), Post (CWP), Arciere (A), McCree (SJ); DISC—Post (CWP) 157-6, Desonier (CWP), Carrelle (FD), Brady (M), McCree (SJ); JAV—Vasp (F) 222-11, Johnson (CWP), Gaul (FD), Pasciuti (SJ), McTigue (M); HAM—Parrott (CWP) 183-7, Powers (SJ), Mazer (M), McCree (SJ), Desonier (CWP); TJ—McBryde (M) 50-5, Goode (A), Williams (CWP), Grant (CCNY), Salter (I).

RELAYS—440—Seton Hall (Webb, Tyson, Zapocizny, Goglas) 41.7, C. W. Post, St. John's, NYU, Manhattan; MILE—Seton Hall (Tyson, Zapocizny, Mustachio, Brock) 3:13.7, Manhattan, Fordham, St. John's, C. W. Post.

82nd Michigan Intercollegiate Championships

SCORING—Calvin 83, Hope 49½, Kalamazoo 39, Olivet 37½, Alma 32, Albion 18, Adrian 13.

100—McClellan (Alb) 10.4, Gouyd (H), VanZee (C), Charles (Alm), Schalau (O); 220—Blanchard (K) 23.4, Gouyd (H), McClellan (Alb), VanZee (C), Charles (Alm); 440—Condon (O) 50.1, Okkema (C), Haddon (Alm), Gillespie (Alm), Neis (K); 880—Van Kampen (C) 1:57.3, Gerlach (K), Powers (H), Weldman (C), DeYoung (C); MILE—Daniels (H) 4:24.2, Van Kampen (C), Aldrich (Alb), Hare (Alm), Johnson (K); 2-MILE—Norris (K) 9:27.5, Schell (H), Claxton (H), Kregar (Alm), Webster (K); 120-HH—Stuparek (Alm) 14.7, Veurink (C), Coughlin (Alb), Terborg (C), Martin (Alb); 440-H—Terborg (C) 57.6, Timmer (C), Copland (Alm), Veurink (C), Coughlin (Alb).

HJ—Allen (O) 6-4, Gilbert (Ad), Wildgen (H), Bowly (K), Gillespie (Alm); LJ—DeJonge (C) 22-7½, Davis (Ad), Evers (H), Kuerth (O), McCormack (Alb); PV—Livock (O) 14-3, Boyak (K), Sutherland (O), Bleeckly (H), Copland (Alm); SP—Bosch (C) 49-3, Parsons (O), DeYoung (H), Groendyke (H), Lukow (H); DISC—Coyle (K) 134-2, Bosch (C), Nebil (Ad), Heusinkveld (H), Lang (Ad); JAV—Afman (C) 188-7, Bode (C), Stosick (Alm), Coyle (K), DeYoung (H); TJ—VanderPol (C) 45-½, Evers (H), Orlewski (Alm), Kuerth (O), DeJonge (C).

RELAYS—440—Calvin 43.6, Kalamazoo, Hope, Olivet, Adrian; MILE—Olivet 3:25.2, Calvin, Alma, Kalamazoo, Hope.

27th Mid-American Conference Championships

SCORING—Kent State 137, Eastern Mich. 111, Miami 106, Bowling Green 103, Ohio U. 68½, Western Mich. 67½, Toledo 15, Central Mich. 12.

100—Tinker (K) 9.6, Mason (K), Rome (M), L. Turner (K), Young (O), Woods (EM); 220—Tinker (K) 21.0, Mason (K), L. Turner (K), Long (M), Finazzo (WM), Woods (EM); 440—Vinson (EM) 47.0, Long (M). See (BG), Farver (BG), Wood (WM), De-ker (T); 880—Wottle (BG) 1:50.7, Harris (K) Burns (CM), Preston (BG), Schnittker (BG), Totten (K), MILE—Wottle (BG) 4:02.5, Minty (EM), Macdonald (BG), Vermilyea (BG), Diller (M), Hinz (CM); 3-MILE—Minty (EM) 13:27.3, Danforth (BG), Reef (M), Hollander (EM), Polet (M), Haviland (O), Stender (T); 120-HH—Nelson (EM) 14.5, Games (WM), Greene (O), Stratton (WM), Miller (O), Wallick (M); 440-H—Doerr (M) 53.0, Sherd (WM), Miller (O), West (M), Huffman (M), Greene (O); 3000-M STEEPLE—Wesseling (M) 8:58.8, Elliott (BG), Reef (M), Spiers (BG), Reimke (M), Harris (WM).

HJ—Adams (O) 6-6, Pettus (EM), Cameron (M), Brown (K), McGruder (BG), tie Booms (WM) and Keeler (EM); LJ—L. Turner (K) 24-5½, Pettus (EM), Curry (O), Helder (BG), Jacobs (M), Miller (O); PV—Williams (WM) 15-8, Anderson (WM), Brezise (M), Fisher (O), Wallick (M), tie Durham (EM) and Cromcher (O); SP—Accambray (K) 52-4, Kohl (M), Duncan (EM), Horansky (BG), Brown (M), Vrabel (K); DISC—Fisher (T) 171-1, Duncan (EM), Becker (O), Booms (BG), tie Accambray (K) and Miller (K); JAV—Dawson (O) 253-9, Smith (K), Gault (M), Kelly (CM), Kiser (WM), Verdine (EM); HAM—Accambray (K) 210-10, Kirtland (K), Judd (O), Doherty (EM), Allen (BG), Svica (K), Tl-Vinson (EM) 50-6½, White (WM), L. Turner (K), Selmer (WM), MacIn (BG), Neuhitt (CM).

RELAYS—440—Kent State (Mason, L. Turner, J. Turner, Tinker) 40.7, Miami, Ohio U., Western Mich., Toledo, Eastern Mich.; MILE—Kent State (Mason, Totten, Harris, Tinker) 3:13.4, Bowling Green, Western Mich., Eastern Mich., Miami, Toledo.

Mid-Eastern Athletic Conference

SCORING—N. C. Central 72, Delaware St. 59, Morgan St. 50, Umd. Eastern Shore 47, North Carolina A&T 20, S. C. State 20, Howard 14.

100—Hinton (M) 9.5, Reamons (ES), Monroe (NCC), Gibson (H), Butler (H); 220—Hinton (M) 21.6, Reamons (ES), Butler (H), Monroe (NCC), Perkins (SCS); 440—Sang (NCC) 46.6, Morris (D), Watson (NCAT), Horne (M), Thompkins (NCC); 880—Ouko (NCC) 1:51.6, Howell (D), Wilson (D), Majett (NCAT), Riddick (M); MILE—Wilson (D) 4:13.7, Ouko (NCC), Gumbs (M), Harcums (ES), Cottman (NCAT); 3-MILE—Wilson (D) 9:45.8, Gumbs (M), Langdon (D), Howell (D), Keith (SCS); 120-HH—Foster (NCC) 14.7, Johnson (NCC), Raeford (M), Perry (ES), Payne (D); 440-H—Johnson (NCC) 52.2, Raeford (M), Payne (D), Griffin (H), Waples (ES).

HJ—Rich (M) 6-8, Tullis (D), Morgan (M), tie among Hayes (ES), Thomas (H) and Jenkins (NCC); LJ—Handy (ES) 23-6½, Sang (NCC), Jenkins (NCC), Pearson (D), McAlpino (D); PV—Floyd (SCS) 13-0, Morgan (M), Speaks (SCS), Carroll (D), Maples (ES); SP—Montes (ES) 51-5, McDonald (NCC), Christian (NCAT), Layton (SCS), Brozka (O), DISC—McDonald (NCC) 152-6, Taylor (NCAT), Minters (ES), Hunter (M), Wells (M), JAV—White (D) 205-8, Brozka (D), Fullwood (SCS), Latta (M), Layton (SCS); TJ—Handy (ES) 46-6½, Jenkins (NCC), McCoy (NCAT), Turner (NCAT), Morgan (M).

RELAYS—440—N. C. Central (Foster, Johnson, Monroe, Sang) 40.9, Howard, Delaware St., Morgan St., Umd. Eastern Shore; MILE—N. C. Central (Thompkins, Monroe, Ouko, Sang) 3:10.8, Delaware St., S. C. State, North Carolina A&T, Howard.

Middle Atlantic Conference—University Division

SCORING—West Chester 55, LaSalle 33, St. Joseph's 33, Temple 32, American 30, Delaware 29, Bucknell 24, Lehigh 14, Drexel 13, Rider 5, Lafayette 4.

100—Baillif (WC) 9.8, Smith (A), Barr (WC), Deimer (B), Holden (A); 220—Black (SJ) 22.0, Smith (A), Barr (WC), McBrinn (De), Poole (B); 440—Griffin (WC) 47.6, Black (SJ), McLaughlin (B), Flickinger (De), Mears (De); 880—Cordasco (T) 1:53.1, Lamb (LaS), Stewart (Del), Murphy (T), Nagleburg (B); MILE—Reinhart (A) 4:07.5, Cordasco (T), Murphy (T), Carroll (B), Cohen (A); 3-MILE—Cohen (A) 13:50.6, Reinhart (A), Calvano (M), Dawson (WC), Hyde (B); 120-HH—Lynn (Dr) 14.3, Schultz (R), McKeeman (Del), Albright (Laf), Scully (Dr); 440-H—Mongan (De) 52.3, Vnuk (WC), Braedling (T), Mara (T), Lynn (Dr).

HJ—Horne (T) 6-8, Lennox (SJ), Riley (WC), Hulme (WC), Loschman (T); LJ—Lennox (SJ) 24-2¼, Bain (WC), Carter (LaS), Bowden (De), Schultz (R); PV—O'Neill (LaS) 15-0, Fetzer (T), Lrzeler (LaS), Davis (Dr), Gillespie (B); SP—Derwin (Le) 50-3, Purper (LaS), Keys (WC), DiNicola (Dr), Jakabcsin (LaS); DISC—Gielen (Le) 147-8, Skulski (WC), Purper (LaS), Orlando (SJ), Farbstein (B); JAV—Nauman (B) 224-7, Reynolds (LaS), Cross (WC), Nasife (Laf), Fitzpatrick (SJ); TJ—Lennox (SJ) 50-0, Fisher (De), Carter (LaS), Guerrero (LaS), Bowden (De).

RELAYS—440—West Chester (Baillif, Boldosser, Bair, Barr) 42.3, American, St. Joseph's, Delaware, Drexel; **MILE**—West Chester (Vnuk, Dougherty, Agnew, Griffin) 3:14.8, Bucknell, Delaware, Lehigh, St. Joseph's.

Middle Atlantic Conference—College Division

SCORING—Juniata 58, Widener 31, Western Md. 27, Dickinson 22, Swarthmore 22, Ursinus 19, Washington Col. 19, Johns Hopkins 18, Susquehanna 12, Frank & Marsh. 12, Delaware Valley 7, Haverford 7, Wagner 6, Lebanon Valley 5, Muhlenberg 4, Lycoming 3, Albright 0.

100—Todman (S) 9.9, Jackson (Di), Lucci (Ly), Williams (Wi), Ulrich (Di); **220**—Ulrich (Di) 22.4, Slough (Ju), Scharf (WC), Rudolph (Ju), Daquilla (Wag); **440**—Slough (Ju) 49.5, McClain (FM), Scharf (Was), Thompson (Ju), Burns (Wi); **880**—Klick (Wi) 1:55.7, Hansberry (U), Koval (Ju), Clement (WC), Pratt (DV); **MILE**—Osuch (Wi) 4:23.2, Schultz (Sw), Yoder (Su), Hargreaves (FM), Domanski (U); **2-MILE**—Schultz (Sw) 9:29, Lubar (Sw), Garner (Wi), Osuch (Wi), Hart (Wi); **120-HH**—Greenfield (JH) 14.5, Wilson (WM), Ruthford (LV), Priester (LV), Hauck (Sw); **440-H**—Coradetti (Ju) 54.9, Haas (FM), Montgomery (U), Greenfield (JH), Kobylinski (DV).

HJ—Murphy (WC) 6-2, Hargadow (Hi), Schaeffer (Su), Console (Di), McLeavy (Sw); **LJ**—Coradetti (Ju) 22-7½, Bowling (Hi), Schreiber (JH), James (U), Fortune (Di); **PV**—Zimmerman (Ju) 14-8¾, Bousher (Ju), Neuman (H), Musser (Di), Horrocks (DV); **SP**—Haugen (WM) 55-1½, Hjeltens (WM), Brenneman (Su), Yangina (Ju), Vorhies (Wag); **DISC**—Hjeltens (WM) 169-7, Haugen (WM), Altman (JH), Paugh (DV), Brenneman (Su); **JAV**—Kerwin (U) 206-10, Sprafford (Wag), Winterstein (Ju), Paugh (DV), Levengood (Su); **TJ**—Williams (Wi) 45-9½, Coradetti (Ju), Haines (M), James (U), Allwein (M).

RELAYS—440—Dickinson (Evans, Fortune, Ulrich, Jackson) 43.2, Juniata, Western Md., Wash. Col., Susquehanna; **MILE**—Juniata (Coradetti, Hoover, Thompson, Slough) 3:24.3, Johns Hopkins, Wash. Col., Frank & Marsh., Ursinus.

Midwest Conference

SCORING—Coe 66½, St. Olaf 64, Cornell 37, Carleton 33, Knox 21½, Grinnell 20, Monmouth 17, Lawrence 15, Ripon 9, Beloit 2.

100—Carter (M) 10.1, McElrath (Car), Forsyth (SO), Dawson (Cor), Clark (Car); **220**—Carter (M) 22.2, High (SO), Clark (Car), Korir (Coe), Dawson (Cor); **440**—Korir (Coe) 49.5, Flagel (Coe), Tesar (Cor), Falck-Pederson (K), Van Dorn (Cor); **880**—Ririe (Cor) 1:53.5, Deden (SO), Cruse (SO), Trimble (Coe), LaJones (L); **MILE**—Winegard (SO) 4:23.8, Raether (SO), Millen (Coe), Judge (B), Martin (Car); **3-MILE**—Muus (SO) 14:53.8, Johnston (Car), Ohman (Car), Hildebrand (G), Larsen (SO); **120-HH**—Miller (Coe) 15.0, Breed (K), DeLaitch (SO), Hewitt (SO), O'Brien (R); **440-H**—Miller (Coe) 55.3, Breed (K), Falck-Pederson (K), Rohlman (Coe), O'Brien (R).

HJ—Rohlman (Coe) 6-4, Veldman (SO), Staigler (Car), Wold (SO), Suedelck (K); **LJ**—Keith (L) 21-11½, Heeren (Coe), Wright (G), Morgan (Cor), Toliver (L); **PV**—DeLaitch (SO) 15-8¼, Novak (SO), Kuhlman (Cor), Baldwin (Coe), tie Nordstrom (L) and Rosene; **SP**—Huff (G) 51-3, tie Bowman (Coe) and Berman (K), Smith (M), Ebert (R); **DISC**—Huff (G) 145-1, Ebert (R), Smith (M), Carlson (SO), Neuman (L); **JAV**—Hall (G) 198-9, Powell (Cor), Cutler (L), Korir (Coe), Cella (SO); **TJ**—Korir (Coe) 47-9, Schuberg (SO), Keith (L), Bundgaard (SO), Rohlman (Coe).

RELAYS—440—Carleton 43.2, Cornell, Coe, Knox, Monmouth; **MILE**—Coe 3:21.0, Cornell, St. Olaf, Carleton, Ripon.

Minnesota Intercollegiate Athletic Conference

SCORING—St. John's 77, Hamline 74, St. Thomas 46, Macalester 38, Gustavus Adolphus 30, Concordia 21, Umm. Duluth 13, Augsburg 5.

100—Kusnierek (UMD) 10.3, Bellfield (ST), Ludwigson (H), Daniels (M), Coleman (M); **220**—Kusnierek (UMD) 22.5, Bellfield (ST), Ludwigson (H), Coleman (M), Neubauer (SJ); **440**—McMoore (M) 49.8, Heaton (H), Souther (H), Schofield (SJ), Seim (C); **880**—Schwen (H) 1:56.8, Schaffer (M), Boehlke (SJ), Racette (SJ), Perry (GA); **MILE**—Teague (H) 4:19.0, Seidl (SJ), Stevens (M), Pell (ST), Cich (H); **3-MILE**—Carlson (SJ) 14:14.3, Teague (SH), Sweeney (SJ), Overby (SJ), Feehan (SJ); **6-MILE**—Teague (H) 30:10.7, Heisel (SJ), Lyngaard (SJ), Jirsa (ST), Overby (SJ); **120-HH**—Harris (M) 15.1, Trebnick (ST), West (M), Wetzel (GA), Black (M); **440-H**—Traxler (SJ) 55.6, Williams (SJ), McMoore (M), Helman (SJ), Smith (SJ); **3000-M STEEPLE**—Heisel (SJ) 9:33.2, Liekhus (ST), Lyngaard (SJ), Shimek (ST), Smith (M).

HJ—Cohen (H) 6-4, Meckert (C), Husing (A), Fahey (ST), Kennedy (UMD); **LJ**—Feldman (GA) 23-8¾, Anderson (C), Vanlandshoot (SJ), Husing (A), Arnold (SJ); **PV**—Feldman (GA) 13-6, McKoe (ST), Lund (C), Straka (GA), Kisskies (H); **SP**—Lindgren (H) 52-11½, Deinhart (ST), Huss (ST), Wachler (SJ), McNamara (SJ); **DISC**—

Jacobsen (H) 143-7, Holsworth (GA), Schletty (SJ), Shumate (ST), McNamara (SJ); **JAV**—Sundby (C) 193-2, Schletty (SJ), Peterson (H), Larson (ST), Neubauer (SJ); **TJ**—Feldman (GA) 44-7, Jackson (H), Murphy (SJ), Claver (GA), Harvey (SJ).

RELAYS—440—Hamline (Ludwigson, Baden, Weller, Souther) 43.3, Macalester, St. Thomas, St. John's, Gustavus Adolphus; **MILE**—Hamline (Souther, Baden, Heaton, Schwen) 3:20.6, St. John's, Concordia, Macalester, St. Thomas.

45th Missouri Intercoll. Athletic Association Championships

SCORING—NE Missouri 79, Lincoln 75½, SW Missouri 43, SE Missouri 42, Central Mo. 22½, NW Missouri 15, Umo. Rolla 11.

100—Amerison (L) 9.5, Brown (L), Brown (R), Warner (NW), Cayce (SE); **220**—Jones (NE) 21.4, Amerison (L), Brown (R), Brown (L), Gonzales (NE); **440**—Jones (NE) 46.6, Lyles (L), Logan (L), Gardner (SE), Sonnenmoser (NW); **880**—Conner (L) 1:50.2, Coleman (CM), Urbach (SE), Johnson (L), Stillwell (SE); **MILE**—Lipper (NE) 4:13.1, Kauffman (SE), Jensen (L), Kimble (NW), Baker (SW); **3-MILE**—Harmon (NE) 14:26.0, Lipper (NE), Brous (SW), Norton (SW), Jensen (L); **120-HH**—Lary (L) 14.4, Williams (L), Fischer (SW), Belle (SE), Lewis (SW); **440-H**—Turley (SW) 53.4, Watkins (L), Belle (SE), Fleming (CM), Ware (SE); **3000-M STEEPLE**—Harmon (NE) 9:07.3, Welch (NW), Gray (CM), Crumm (CM), Haake (NE).

HJ—Littrell (NE) 6-8, Davenport (SW), Pirsch (SE), Fulton (NE), Ulsh (NW); **LJ**—Williams (L) 23-2, Geredine (NE), Mason (SE), Musser (NW), Lochlear (CM); **PV**—Turnbow (CM) 14-6, Neal (SE), Fraser (NE), Palacek (SE), tie Sardis (CM) and King (L); **SP**—Tabron (SW) 51-10¾, Hayes (NE), Leffler (NE), Simmons (R), Sweeney (SW); **DISC**—Franklin (L) 152-6, Rush (L), Tabron (SW), Leffler (NE), Coleman (SW); **JAV**—Attig (SE) 232-9, Crase (SW), O'Bryon (CM), Myer (SE), Davis (SE); **TJ**—Geredine (NE) 49-4¾, Yach (SW), Elliott (NE), Mason (SE), Smith (R).

RELAYS—440—Lincoln (Brown, Amerison, Williams, Lyles) 41.6, NE Missouri, NW Missouri, Umo. Rolla, SW Missouri; **MILE**—NE Missouri (Evans, Ventling, Gonzales, Jones) 3:14.6, Lincoln, SW Missouri, SE Missouri, Central Mo.

Missouri Valley Conference

SCORING—North Texas St. 143, Wichita St. 116, Memphis St. 107, Drake 94, West Texas St. 66, Bradley 45, New Mexico St. 14, Louisville 2.

100—Hammonds (M) 9.4, Fox (M), Holman (D), Murphy (D), Walter (NT), Anderson (D); **220**—Hammonds (M) 21.0, Murphy (D), Knight (M), Holman (D), Butler (NT), Walter (NT); **440**—Taylor (M) 47.2, Pettit (D), West (M), Givens (Wi), Butler (NT), Cooper (Wi); **880**—Curry (NT) 1:50.5, Mendenhall (D), Saisor (Wi), Lewis (D), Cape (D), Becker (D); **MILE**—Walker (Wi) 4:02.5, Everett (NT), Hogan (WT), Smith (Wi), Hays (Wi), Becker (D); **3-MILE**—Bannon (M) 13:45.6, Smith (Wi), Garcia (NM), Ream (Wi), Brown (Wi), Peigrew (NT); **6-MILE**—Bannon (M) 29:30.5, Garcia (NM), Ream (NT), Hoffman (NT), Martinez (Wi), Mork (NT); **120-HH**—Jubert (NT) 14.3, Graham (NT), Franklin (D), Hillaker (NT), Six (D), Felton (WT); **440-H**—Parker (Wi) 52.8, Hillaker (NT), Baumann (B), Felton (WT), McGovern (B), Six (D); **3000-M STEEPLE**—Hays (Wi) 8:57.3, Pettigrew (NT), Brown (Wi), Hughes (D), Smith (Wi), Blaney (D).

HJ—Melander (D) 6-6, tie Six (WT) and Murphy (D), tie Daniels (NT) and Terry (Wi), Hood (WT); **LJ**—Potter (B) 24-4.2, Cady (D), Knight (M), Brown (NT), Gilford (NT), Callison (NT); **PV**—Swonke (NT) 15-0, Brokaw (B), Snow (WT), Foster (NT), Rodriguez (NT), Tuttle (NT); **SP**—Briggs (WT) 53-8¾, Rhode (NT), Grant (B), Podreburac (Wi), Byrnes (D), Higgins (M); **DISC**—Higgins (M) 181-9, Briggs (Wi), Parker (NT), Self (WT), Bohde (NT), Washington (NT); **JAV**—Roberts (Wi) 209-1, Briggs (WT), Ivey (B), Hopkins (NT), Barkell (Wi), Potter (B); **TJ**—Brown (NT) 49-4.2, Gilford (NT), Dunn (Wi), Fuller (WT), Terry (Wi), Childers (WT).

RELAYS—440—Memphis St. (Knight, Fox, Taylor, Hammonds) 39.9, Wichita St., West Texas St., Bradley, Louisville; **MILE**—Memphis St. (Mitchell, Taylor, Fox, West) 3:13.0, North Texas St., Drake, Wichita St., Bradley.

New England Intercollegiate Championships

SCORING—Connecticut 43, Northeastern 39½, Brown 31, Massachusetts 30, Springfield 22, Central Conn. 20, Boston Col. 19, Rhode Island 18, Tufts 13, Dartmouth 13, Boston U. 12, Amherst 9, MIT 9, Providence 8, Brandeis 8, Holy Cross 6½, Coast Guard 5, Southern Conn. 5, Worcester Tech 2, Colby 2, Vermont 2, Bates 1, Bowdoin 1, Williams 1.

100—Woodward (Con) 9.9, Giaquinto (CC), Williams (A), Morgan (Bro), Hendricks (A); **220**—Freelew (N) 22.1, Pendleton (Ma), Giaquinto (CC), Beland (Ma), Lund (A); **440**—Worrell (Bro) 48.2, Walker (Con), Vann (N), Knight (Bra), Goe (Con); **880**—Francis (BC) 1:49.6, Taylor (BU), Verden (Con), Thurston (Bro), Behlenger (CC); **MILE**—McDonald (BC) 4:11.6, Hickey (N), Becker (BC), Murch (WT), Swart (P);

3-MILE—Lees (CC) 13:54.9, Duggan (Sp), Moyinhan (T), Buckley (N), Thomas (Ma); **6-MILE**—Flanders (N) 29:12.0, Smith (P), Kasov (P), Maquire (Ma), Farwell (Wi); **120-HH**—Sabia (N) 14.7, Hazel (Bro), O'Hara (CC), Valentine (N), Webster (Con); **440-H**—Slevin (T) 52.9, Hintlian (T), Kowal (CC), McKnight (Bro), O'Hara (SG); **3000-M STEEPLE**—Gillin (Ma) 9:10.4, Bertolotti (Con), Goldsmith (N), Wilson (Ma), Varsha (D).

HJ—Evans (Con) 7-1, Rom (HC), Byron (BU), Leach (D), tie Brennan (N) and MacAloon (BC); **LJ**—Davis (SP) 23-11, Ford (RI), Mahoney (BC), Garvin (BU), Hendricks (A); **PV**—Wilson (MIT) 15-3, Jerrow (RI), MacCraken (RI), Evans (Con), Watson (N); **SP**—Rao (N) 56-5, Lowe (Con), Woodward (Sp), Shiaras (D), Leavitt (Bow); **DISC**—Boisvert (Ma) 169-10, Bezrutzky (CC), Washington (Bro), Evans (Con), Wood (Ba); **JAV**—Cummins (D) 244-2, Santagini (RI), Innetta (RI), Craig (V), Capinski (D); **HAM**—Bessette (Con) 204-6, Bartlett (Bro), Moore (MIT), Cramer (Sp), Tadei (SC); **TJ**—Davis (Sp) 49-7, Chaconis (SC), Gillams (Ma), Snyder (Col), McCray (Sp).

RELAYS—440—Brown (Steinbert, Rudasill, Sussewell, Morgan) 41.7, Massachusetts, Amherst, Holy Cross, Dartmouth; **MILE**—Brandeis (Rivera, Small, Riccardone, Knight) 3:15.3, Connecticut, Boston U., Brown, tie Boston Col. and Holy Cross.

New Jersey State Championships

SCORING—Princeton 105, Rutgers 70, Seton Hall 57, Trenton St. 23, Fair. Dickinson 18, Montclair St. 18. Others: Glassboro St., Monmouth, Rider, St. Peter's, Wm. Paterson.

100—Goglas (SH) 10.0, Effler (WP), Zapotoczny (SH), Wilk (P), Pruden (P); **220**—Goglas (SH) 21.8, Wilson (P), Webb (SH), Zapotoczny (SH), Eason (T); **440**—Brock (SH) 48.1, Tyson (SH), Russell (P), Van Kleec (P), Eason (T); **880**—Weiss (Mont) 1:50.0, Nowak (T), Speirs (Ru), Weickel (P), Rosa (SH); **MILE**—Elliot (T) 4:15.0, Merkh (G), Hatcher (SH), Kinsman (Ru), Ferguson (SH); **3-MILE**—Sieben (Ru) 13:51.4, Vander Kraats (P), Konarkowski (Mont), Mahon (P), Veneman (P); **6-MILE**—Good (P) 30:29.8, Ross (P), Kuczynski (Ru), Gubbins (Ru), Macklin (G); **120-HH**—Sutphen (FD) 14.3, Schultz (Ri), Cargile (P), McIntyre (T), Epstein (P); **440-H**—Spieker (Ru) 53.8, Piechota (T), Mustachio (SH), Schultz (Ri), Cargile (P); **3000-M STEEPLE**—Carpenter (Ru) 9:07.5, Roche (Ru), McGrath (P), Bunnell (P), Sands (SH).

HJ—La Corte (SH) 6-8, Roushey (Mont), Planker (WP), James (P), Howell (Ru); **LJ**—Wilson (P) 23-6½, Schultz (Ri), Yarmchuck (Ru), Cope (P), Sutphen (FD); **PV**—Huff (Ru) 14-6, Waltz (P), Ewen (Ru), Meaghen (FD), Masuhr (T); **SP**—Burgess (Ru) 56-2½, Barisich (P), Ondrejack (T), DeBoer (Ru), Yorke (P); **DISC**—Carelle (FD) 157-4, Barisich (P), Campbell (P), Yorke (P), Andrew (T); **JAV**—Ogilvie (Ru) 196-2, Argeri (T), Grover (P), Gaul (FD), Ruffalo (Mont); **HAM**—Greenwood (P) 177-8, Steir (Ru), Campbell (P), Golden (Ru), Hunter (P); **TJ**—Wilson (P) 48-4, Langston (P), Yarmchuck (Ru), Fink (P), Howell (Ru).

RELAYS—440—Seton Hall (Webb, Tyson, Zapotoczny, Goglas) 42.4, Princeton, Monmouth, Trenton St., Fair. Dickinson; **MILE**—Seton Hall (Tyson, Zapotoczny, Mustachio, Brock) 3:13.8, Montclair St., St. Peter's, Princeton, Rutgers.

New Jersey State College Athletic Conference

TEAMS—Trenton St., Glassboro St., Montclair St., William Paterson, Jersey City St. **100**—Effler (WP) 10.1, Santo (T), Terrell (M), Miller (T); **220**—Effler (WP) 22.7, Alexander (T), Eason (T), tie Terrell (M) and Whitley (M); **440**—Alexander (T) 47.0, Eason (T), Meehan (M), Rogers (JC); **880**—Nowak (T) 1:55.9, Cambria (WP), Summonte (T), Wade (G); **MILE**—Merkh (G) 4:19.6, Veneman (WP), Fisher (M), Angelini (T); **3-MILE**—Fleming (WP) 14:12, Kornarkowski (M), Mackin (G), Johnson (T); **120-HH**—McIntyre (T) 14.8, Piechota (T), DeMenna (WP), Shmesser (G); **440-H**—McCarthy (T) 55.9, Piechota (T), Cohen (G), tie DeMenna (WP) and Yanoski (M).

HJ—Boulden (G) 6-4, Fortson (T), Handel (T), tie Stickel and McCann (G); **LJ**—Fortson (T) 22-0, Strehl (WP), Effler (WP), Terry (G); **PV**—Loitt (G) 14-0, Masuhr (T), tie Hoover (T) and Brereton (G); **SP**—Ondrejack (T) 51-8, Composto (M), Spelsa (WP), tie Andrew (T) and Waskiewicz (JC); **DISC**—Spelsa (WP) 149-6, DeBer (M), Andrews (T), Ondrejack (T); **JAV**—Algieri (T) 203-9, Ruffalo (M), Shilling (G), Samay (T); **TJ**—McIntyre (T) 43-4, Fortson (T), Terry (G), Shmesser (G).

RELAYS—440—Trenton St. 43.5, Montclair St., Glassboro St.; **MILE**—Montclair St. (Terrell, Weiss, Gan, Meehan) 3:20.5, Glassboro St., Trenton St.

26th New York State Collegiate Championships

SCORING—Brockport St. 54, Colgate 47, Cortland St. 35, Union 31½, RPI 21, Oswego St. 19, Rochester 17, Alfred 16, Binghamton St. 12, St. Lawrence 7½, Hartwick 5, Fredonia St. 4, Roberts Wesleyan 3.

100—Lineweaver (Br) 10.0, Kaplan (A), Swank (RW), Tate (RPI), Searles (RPI);

220—Lineweaver (Br) 22.3, Tate (RPI), Rice (SL), Kaplan (A), Doulides (U); **440**—Archie (Bi) 50.2, Pardois (Col), Hardy (Br), Regan (RPI), Kahn (A); **880**—McCabe (U) 1:56.0, White (Col), Neill (Cor), Anderson (Col), Jeffrey (Col); **MILE**—Jeffrey (Col) 4:18.8, Mucci (Bi), Wilson (Cor), Clark (F), Scricca (H); **3-MILE**—Verdoliva (O) 14:17.4, Suarez (G), Millham (Roc), Dunkelmann (Col), Gorney (Cor); **120-HH**—Drummond (Br) 14.5, Ryan (Roc), Scott (A), Jutting (Br), Suto (Cor); **440-H**—Drummond (Br) 55.9, Hallahan (Col), Madeira (Col), Lawrence (Roc), Munn (O).

HJ—Buso (O) 6-4, Peterson (H), Scott (A), Suto (Cor), Jackson (U); **LJ**—Destefano (U) 21-4, Lineweaver (Br), Cuffey (U), Drummond (Br), Hanger (Bi); **PV**—Landers (Cor) 14-0, Ricks (U), Baribeau (U), Ryan (Roc), Bowers (Roc); **SP**—Trunzo (Col) 49-5, Halliday (Cor), Miller (Cor), Mowrey (U), Lowell (RPI); **DISC**—Marchi (Cor) 154-10, Folkles (Col), Ferraro (Cor), Siegler (F), Mowrey (U); **JAV**—Ippolito (Col) 186-0, Gale (SL), Miller (Cor), Stolte (O), Gosztyla (RPI); **TJ**—Drummond (Br) 45-4½, Hardy (Br), Jutting (Br), Greeneveld (Col), Palumbo (Roc).

RELAYS—440—Brockport St. (Bostick, Drummond, Ceronie, Lineweaver) 42.9, RPI, Alfred, Rochester, tie Union and St. Lawrence; **MILE**—RPI (Folk, Martin, Searles, Regan) 3:23.4, Union, Colgate, Rochester, Binghamton St.

North Central Conference

SCORING—Northern Iowa 67, Mankato St. 61, S. D. State 56, N. D. State 55, Morningside 24, South Dakota 15, North Dakota 10, Augustana 0.

100—Berry (Mo) 9.8, Freeburg (NI), Fischer (Ma), Shook (NDS), Sorvik (NDS); **220**—Berry (Mo) 21.3, Wahlstrom (SDS), Roloff (NI), Krause (NDS), Fischer (Ma); **440**—Roloff (NI) 48.2, Everett (Mo), Wahlstrom (SDS), DeSerano (NI), Kiley (SDS); **880**—Stewart (SDS) 1:53.2, Schultz (NI), Anderson (NI), Egeberg (SDS), DeAnda (Ma); **MILE**—Bentley (SDS) 4:08.2, Steiner (Ma), Spee (Ma), Schultz (NI), Underwood (SDS); **3-MILE**—Bentley (SDS) 13:51.2, Buzby (NDS), Schwegel (NDS), Steiner (Ma), Dunsmore (Ma); **6-MILE**—Buzby (NDS) 29:28.9, Schwegel (NDS), Eide (NDS), Dunsmore (Ma), Solevig (SDS); **120-HH**—Noltensner (NI) 14.5, Wissink (NI), Madland (SDS), Vessely (NI), Deopere (SD); **440-H**—Landwehr (Ma) 52.6, Butler (SD), Wessely (NI), Macland (SDS), Everett (Mo).

HJ—Schacherer (Ma) 6-6½, Olson (Ma), Wessely (NI), Bennett (NDS), Morken (NDS); **LJ**—Chardouls (NI) 22-5½, Shook (NDS), Wessely (NI), Mossine (NDS), Goede (SD); **PV**—Hipkins (Ma) 14-6, Aids (NDS), Peterson (Ma), Plooster (SDS), Pratt (NDS); **SP**—Walczak (Ma) 50-8½, Okerstrom (Ma), Kortemeyer (SDS), Meyer (SDS), Evenson (NDS); **DISC**—Kortemeyer (SDS) 148-2, Cook (ND), Meyer (SDS), Schwartz (NI), Okerstrom (Ma); **JAV**—Burgess (NDS) 202-3, Bruner (NDS), Olson (Ma), Chimander (NI), Wisness (NDS); **TJ**—Anstett (ND) 45-7½, Johnson (SD), Christensen (SD), Hipkins (Ma), Goede (SD).

RELAYS—440—Northern Iowa (Freeburg, Mott, Schmidt, Roloff) 42.2, N. D. State, Morningside, S. D. State, Mankato St.; **MILE**—Northern Iowa (Desserno, Schaab, Hyington, Roloff) 3:17.7, Morningside, S. D. State, Mankato St., South Dakota.

Northern Intercollegiate Conference

SCORING—Moorhead St. 100, St. Cloud 59, Bemidji St. 53, Winona St. 36, UMinn. Morris 16, Michigan Tech 13, SW Minnesota 11.

100—Kimbrough (SC) 9.7, Tapper (MS), Eerge (B), Gravalin (MS), Kamani (B); **220**—Kimbrough (SC) 21.7, Gravalin (MS), Tapper (MS), Peplinski (W), Leister (B); **440**—Farwell (MS) 50.0, Marsh (MS), Woodbury (MS), Neidig (W), Alschlager (W); **880**—Lewandowski (SC) 1:54.6, Carrier (B), Woodbury (MS), Lapka (MS), Mueller (W); **MILE**—Tiemann (MS) 4:18.4, Brewington (W), Anderson (B), Beck (B), Bethel (B); **3-MILE**—Anderson (B) 14:54.0, Tieman (MS), Beller (MS), Phillips (B), Fidelity (MS); **6-MILE**—Bellar (MT) 30:50.5, Anderson (B), Phillips (B), Fidelity (MS), Tiemann (MS); **120-HH**—Griffin (UMM) 14.6, Johnson (MS), Tappe (MS), Gerats (B), Schwartz (SC); **440-H**—Gerats (B) 55.8, Marshel (SC), Grunst (UMM), Michels (MS), Nelson (SWM).

HJ—Kimbrough (SC) 6-6, Marchel (SC), Smith (W), Anderson (W), Puffer (MS); **LJ**—Allen (UMM) 22-7, Bunke (W), Scarborough (MS), Gerjets (MS), Wenner (SG); **PV**—Puffer (MS) 14-3½, Morzinski (SC), Noblet (MT), Hanson (SC), Bruggeman (MS); **SP**—Robley (MS) 53-8½, Deets (W), Thompson (SWM), Richman (MS), Delecke (MT); **DISC**—Thompson (SWM) 157-5, Robley (MS), Johnson (SC), Menzhuber (SC), Deets (W); **JAV**—Backes (B) 190-10, Gulbranson (W), Robley (MS), Henager (MS), Burman (B); **TJ**—Scarborough (MS) 46-10½, Bunke (W), Dokken (MS), Propeck (SC), Winterf (B).

RELAYS—440—St. Cloud (Streachek, Kimbrough, Anderson, Wenner) 43.8, Bemidji St., Moorhead St., Winona St., UMinn. Morris; **MILE**—St. Cloud (Lewandowski, Stallman, Hall, Anderson) 3:23.2, Moorhead St., Bemidji St., Winona St., SW Minnesota.

Ohio Athletic Conference

SCORING—Mount Union 114%, Denison 88%, Baldwin-Wallace 66, Wittenberg 63%, Otterbein 45, Ohio Wesleyan 36%, Capital 22%, Oberlin 22, Marietta 22, Heidelberg 10, Ohio Northern 4, Kenyon 1.

100—Alguire (MU) 9.8, Nelson (Ma), Bonner (Ob), Stone (D), Allio (BW), Clifford (BW); **220**—Frazier (D) 21.8, Alguire (MU), Nelson (Ma), Stone (D), Bonner (Ob), Larsuel (MU); **440**—Frazier (D) 47.4, Larsuel (MU), Everett (BW), Thompson (D), Roper (H), Ludwig (MU); **880**—Tonks (BW) 1:54.1, McDonald (H), Dittoe (O), Book (OW), Bolster (D), Walker (K); **MILE**—King (MU) 4:13.8, Alexander (D), Long (Ot), Ansberry (MU), Eaton (MU), Trent (BW); **3-MILE**—Alexander (D) 14:14.6, Barnes (BW), Knittle (MT), King (MU), Ernst (Ot), Smith (Ob); **120-HH**—Retherford (Ot) 14.3, Reid (W), Nelman (OW), Ankeny (MU), Jessup (BW), Evans (W); **440-H**—Ankeny (MU) 53.6, Jessup (BW), Retherford (Ot), Alexander (MU), Ott (BW), Hout (C).

HJ—Custer (C) 6-4, Blake (Ma), Leifer (OW), tie Knudsen (Ob) and Parker (C), tie Mulligan (D) and Jacobus (C); **LJ**—Larsuel (MU) 23-5.4, Thompson (D), Jones (W), Evans (W), Keller (MU), Colley (D); **PV**—Best (D) 15-0, Harbage (C), Belknap (Ot), Oatey (W), tie among Brown (OW), Koch (D), Neiheiser (W) and Smith (MU); **SP**—Beckman (MU) 50-2, Drummond (W), Mercer (MU), Derher (ON), Boethe (MU), Chittum (Ot); **DISC**—Iovino (OW) 158-5, Stewart (BW), Miller (OT), Ridgeway (W), Sutton (MU), Glaser (BW); **TJ**—Hunt (W) 46-5, Evans (W), Thompson (D), Fruit (OW), McKim (BW), Rushing (BW).

RELAYS—440—Denison (Thompson, Stone, Price, Frazier) 42.2, Oberlin, Baldwin-Wallace, Wittenberg, Ohio Wesleyan, Otterbein; **MILE**—Mount Union (Freund, Ankeny, Ludwig, Larsuel) 3:21.4, Baldwin-Wallace, Wittenberg, Ohio Wesleyan, Oberlin, Otterbein.

Ohio Valley Conference

SCORING—Western Ky. 90, Middle Tenn. 58, Murray St. 43, Eastern Ky. 40, East Tennessee 24, Austin Peay 11, Tenn. Tech 5, Morehead St. 0.

100—Ware (WK) 9.5, Copeland (MT), Livers (WK), Boyd (EK), Jackson (WK); **220**—Harbut (EK) 20.9, Copeland (MT), Sowerby (Mu), Jackson (WK), Jacobs (Mu); **440**—Sowerby (Mu) 47.2, Johnson (MT), Campbell (Mu), Flax (Mu), Skinner (SP); **880**—Boggs (ET) 1:50.3, Jagers (WK), Phipps (WK), Francis (Mu), Samuels (Mu); **MILE**—Rose (WK) 4:08.0, Torres (Mu), Young (EK), Leddy (ET), Moffett (EK); **3-MILE**—Rose (WK) 13:19.8, Leddy (ET), Torres (Mu), Breen (ET), Maloney (EK); **120-HH**—Fields (ET) 14.0, Cromartie (MT), James (EK), Gaines (TT), Porter (MT); **440-H**—Yates (WK) 50.7, Maille (MT), Johnson (MT), Seiss (EK), Rice (WK).

HJ—Durrant (WK) 6-9, Agnew (MT), Flint (EK), Hiestand (Mu), Martin (Mu); **LJ**—Haynes (MT) 23-7, Carter (AP), Briggs (WK), Copeland (MT), Ruckle (ET); **PV**—Watson (EK) 15-0, Norsworthy (WK), Guesetto (AP), Sandidge (WK), Welsh (WK); **SP**—Jesse Stuart (WK) 61-8, Eneix (WK), John Stuart (WK), Hardin (EK), Lintner (MT); **DISC**—Eneix (WK) 179-2, Langdon (WK), Hardin (EK), Roach (TT), Ward (WK); **JAV**—Ward (WK) 214-5, DeMunnick (Mu), Wagner (EK), Wright (Mu), Parks (TD); **TJ**—McClure (MT) 52-6, Briggs (WK), Haynes (MT), Buckley (Mu), Ruckle (ET).

RELAYS—440—Middle Tenn. (Porter, Haynes, Daniels, Copeland) 41.0, Eastern Ky., Murray St., East Tennessee; **MILE**—Middle Tenn. (Kennedy, Maille, Huffman, Johnson) 3:12.7, Murray St., Austin Peay, Western Ky., Eastern Ky.

Pacific Coast Athletic Association

SCORING—San Jose St. 152½, Long Beach St. 113, Fresno St. 70, Los Angeles St. 38, UC Santa Barbara 37½, San Diego St. 37, Pacific 15.

100—Breddell (SJ) 9.7, Douthert (SJ), Guld (LB), Henry (LA), Jones (LB); **220**—Breddell (SJ) 21.6, Davis (LA), White (LB), Curtin (SB), Henry (LA); **440**—Sprink (SJ) 47.1, tie Maas (SJ) and Snyder (SB), Muszynski (SD), Moses (LB); **880**—Schilling (SJ) 1:50.6, Michael (P), Giannoulas (SJ), Harmatz (SJ), Burk (F); **MILE**—Schilling (SJ) 4:06.9, Dean (LA), Butler (LB), Ebert (SJ), Garcia (F); **3-MILE**—Dean (LA) 13:51.0, Caldwell (P), Barnard (P), Garcia (F), Stephens (LB); **6-MILE**—Pryor (LB) 29:05.4, Martinez (LB), DeVoe (SJ), Stephens (LB), Huber (LB); **120-HH**—Whitley (SJ) 14.3, Tinnin (SI), Greene (SD), Zulim (F), Leek (SJ); **440-H**—Greene (SD) 52.9, Kaster (SJ), Mercer (SJ), Zulim (F), Ables (SD); **3000-M STEEPLE**—Hurst (SJ) 9:13.6, Polhill (LB), Sweeney (LB), Dowling (SD), Huber (LB).

HJ—Curtis (SJ) 6-8, Richardson (F), Pruitt (LB), Crawford (SJ), Hammock (F); **LJ**—Metcaif (LB) 24-5½, Phillips (SD), Wikkeling (SJ), Tucker (LB), Dupree (LB); **PV**—Rock (SJ) 16-0, Van Kirk (SJ), Block (SB), Livingston (SB), Buss (LA); **SP**—Giroux (F) 56-5½, Kirschenman (SJ), Lennyoun (LB), Nelms (F), Gherardi (SJ); **DISC**—Nelms (F) 165-2, Kenward (SB), Kirschenman (SJ), Lounsbury (SB), Comber (SJ); **JAV**—Pouze (SB) 228-9, Powell (F), Rhoads (SJ), Monson (LB), Davis (LB); **HAM**—Lockwood (LB)

170-4, Giroux (F), Weeks (LB), Nelms (F), Gibbons (LB); **TJ**—Tucker (LB) 50-9½, Metcaif (LB), Dupree (LB), Terry (SJ), Wroblicky (SB); **DECATH**—George (F) 7,455, Rogers (SD), Luke (LA), LeVa (F), Schoendube (SB).

RELAYS—440—San Jose St. (Douthert, Hamilton, Wright, Bredde) 41.3, Long Beach St., Los Angeles St., Fresno St., San Diego St.; **MILE**—San Jose St. (Sprink, Stewart, Leek, Maas) 3:12.5, Long Beach St., San Diego St., Los Angeles St., Fresno St.

Pacific-8 Conference

SCORING—UCLA 156, Southern Cal 111, Oregon 100, Washington St. 88, Oregon St. 78, Washington 34, California 26, Stanford 25.

100—Quarrie (SC) 9.6, Peppers (UCLA), Heavey (O), Curl (St), Minor (WS), Mays (O); **220**—Quarrie (SC) 20.7, Brown (UCLA), Curl (St), Heavey (O), Jones (SC), Nichols (C); **440**—Brown (UCLA) 46.2, Randle (SC), Parks (UCLA), Hagmeier (O), Atuahene (OS), Gaddis (UCLA); **880**—Brown (C) 1:46.7, Scott (WS), Venev (UCLA), Gibson (W), Baxter (SC), Lowrey (OS); **MILE**—Ebba (OS) 3:57.9, Kvalheim (O), Feig (O), Mittelstatedt (St), Albright (W), Gazel (WS); **3-MILE**—Prefontaine (O) 13:10.4, Ngeno (WS), Clark (WS), Murphy (WS), Anderson (W), Brown (SC); **6-MILE**—Ngeno (WS) 28:23.6, Murphy (WS), Burkwith (WS), Long (O), Maxwell (C), Sandoval (O); **120-HH**—Wilson (SC) 13.6, Rich (UCLA), Jackson (UCLA), Washington (SC), K. Ngeno (WS), Johnson (UCLA); **440-H**—Oveson (OS) 51.3, Coffman (SC), Mondschein (W), Lavery (W), Casey (OS), Petralia (C); **3000-M STEEPLE**—Hill (OS) 8:43.0, Clark (WS), Lathers (O), Goldner (OS), Davis (C), Williams (O); **DECATH**—Brigham (O) 7,673, Kring (St), Albanese (UCLA), Hodgson (WS), Sterner (SC).

HJ—Woods (OS) 7-0, Owens (SC), Fletcher (UCLA), Niehl (WS), Fleer (OS), Culp (SC); **LJ**—Williams (SC) 27-9w, McAlister (UCLA), Bendixen (UCLA), Delamere (WS), Blackman (O), Washington (SC); **PV**—Tracanelli (UCLA) 17-0, Mooers (UCLA), Taylor (W), Dankworth (W), Pullard (SC); **SP**—Wilkins (O) 63-7, Schiller (UCLA), Schmidt (OS), Freberg (UCLA), Albritton (St), Luka (C); **DISC**—Wilkins (O) 199-9, Gordon (UCLA), Miller (OS), Miller (WS), Freberg (UCLA), McCourtie (WS); **JAV**—Judd (OS) 250-0, Kotinek (UCLA), Dow (SC), Kennedy (C), Quitslund (W), Hodgson (WS); **TJ**—Tiff (UCLA) 54-3½, Freeman (UCLA), Washington (SC), Hadenfeld (O), Cochee (SC), Lopez (C).

RELAYS—440—Southern Cal (Williams, Jones, Randle, Quarrie) 39.9, Oregon, Washington St., Washington, California, Oregon St.; **MILE**—UCLA (Guerrero, Parks, Gaddis, Brown) 3:08.2, Southern Cal, Oregon, Oregon St., California, Washington St.

38th Pennsylvania Conference Championships

SCORING—Edinboro 124, Slippery Rock 76, Millersville 68, East Stroudsburg 64, Clarion 44, Bloomsburg 40½, Indiana 39, Lock Haven 33, Mansfield 32, Kutztown 13½, Shippensburg 13, California 9, Cheyney 0.

100—Waros (Ed) 10.3, Ward (Ed), Thomas (Cl), DiLeonardis (Mi), Peyton (Sh); **220**—Swanson (Ed) 22.2, Waros (Ed), Koetteritz (B), Thomas (Cl), Varela (SR), Langford (Mi); **440**—Ecker (Mi) 49.4, Anderson (Mi), Hayes (Cl), Ransom (Sh), Seamans (ES), Kennedy (Sh); **880**—Warren (I) 1:53.3, Keim (Cl), Matrunick (SR), McBride (SR), Newkirk (Cl), Thomas (ES); **MILE**—Gaige (LH) 4:13.0, Roche (Ed), Canan (I), Bradley (Mi), Evans (ES), Foreman (Ed); **3-MILE**—Antognoli (Ed) 13:53.2, Bradley (Mi), Briner (ES), Gotsch (Ed), Sorg (I), Burk (Cl); **6-MILE**—Antognoli (Ed) 29:55.2, Carr (SR), Briner (ES), Slusser (I), Champ (Ed), Baynon (Mi); **120-HH**—Kusma (B) 14.3, Lipscomb (Ed), Taulton (Ma), Covington (LH), Galloway (Sh), Posey (ES); **440-H**—Walker (Ed) 53.7, Gillespie (ES), McCutcheon (I), Lints (Mi), Duke (Sh).

HJ—Drozin (Ed) 6-6½, Carson (Ma), Weaver (LH), Kocker (K), Beckett (Ed), tie Benson (C) and Hammonds (B); **LJ**—Jenkins (ES) 23-1, Flecher (SR), Miller (Ma), Ward (Ed), Feteroff (ES), Hoke (LH); **PV**—Prentice (SR) 14-6, Jenkins (ES), Koetteritz (B), Motter (Ed), Carson (SR), Kress (LH); **SP**—Ficek (B) 48-8, Krankota (SR), Corbett (Cl), Fidler (Mi), Reck (Cl), Taras (Ca); **DISC**—Fidler (Mi), 160-2, Taras (Ca), Krankota (SR), Wagner (Mi), Lack (SR), Lawrence (Ed); **JAV**—Hughes (Cl) 217-1, Probst (LH), Thomas (I), Elliott (I), McNelis (LH), Franz (Cl); **TJ**—Jenkins (ES) 47-5, Boyce (Ma), Baxter (SR), Miller (Ma), Jones (Ed), Burns (LH).

RELAYS—440—Edinboro 42.3, Bloomsburg, Slippery Rock, East Stroudsburg, Shippensburg, Kutztown; **MILE**—Millersville 3:20.7, Slippery Rock, Clarion, East Stroudsburg, Edinboro, Indiana.

President's Athletic Conference

SCORING—Case Western 170, Allegheny 86, Carnegie-Mellon 67, Thiel 61, Bethany 56, John Carroll 45, Hiram 35, Washington & Jefferson 7.

100—Richardson (CW) 10.0, Pinkham (A), Pappas (A), Corpus (CM), Skala (SW), McGregor (JC); **220**—Richardson (CW) 22.4, Hahn (CW), Pappas (A), Corpus (CM),

Guta (JC), Heard (H); 440—McKay (CM) 49.1, Hahn (CW), Evans (CM), Small (A), Meden (JC), Pawloski (B); 880—Reid (H) 1:55.2, Tanchon (CW), Skrabak (B), Leary (CW), Milchiker (JC), Bickerton (WJ); **MILE**—Tanchon (CW) 4:19.0, Space (A), Bowser (CW), Zakelj (JC), Kloes (CM), Mayermik (WJ); **3-MILE**—Bowser (CW) 15:03.5, Space (A), Kloes (CM), Hanratty (CW), Nylander (WJ), Mayermik (WJ); **120-HH**—Joyce (T) 15.7, Prunesky (CW), Neihaus (H), Matthews (B), Sturtz (A), Fram (H); **440-HH**—Matthews (B) 56.0, Pruneski (CW), Silvis (CM), Neihaus (H), Miller (T), Ritchey (CW).

HJ—Evans (CW) 6-2, Toatley (T), Haver (A), Drake (CW), Freeburg (T), Miller (CM); **LJ**—McKay (CM) 21-1 $\frac{1}{4}$, Drake (CW), Barrett (JC), Richardson (CW), Darwin (B), Wolfe (A); **PV**—Williams (CW) 13-0, Pellarmin (T), Liscynsky (JC), Porter (A), Boroughs (H), Murphy (H); **SP**—Radakovich (B) 49-5, Slater (A), Mizer (B), Rody (JC), Lynn (CW), Kaluszyk (CW); **DISC**—Sattler (CW) 149-5, Nicholson (B), Rody (JC), Harvin (B), Edgerton (T), Timer (A); **JAV**—Freeburg (T) 183-3, Clough (CW), Crawford (A), Nicholson (B), Berlont (A), Salerno (T); **TJ**—Barrett (JC) 43-7, Freeburg (T), Richardson (CW), Litzinger (A), Joyce (T), Rossi (WJ).

RELAYS—440—Case Western (Skala, Hahn, Richardson, Williams) 43.4, Carnegie-Mellon, Hiram, Allegheny, Thiel, Bethany; **MILE**—Carnegie-Mellon (McKay, Silvis, Evans, McDonough) 3:26.5, Allegheny, Thiel, Hiram, John Carroll, Washington & Jefferson.

41st Southeastern Conference Championships

SCORING—Tennessee 190, Alabama 133, LSU 84, Florida 82, Auburn 36, Georgia 30, Miss. State 29, Kentucky 4.

100—Whately (Al) 9.3, Mishner (LSU), Cobb (LSU), Jenkins (F), Bates (MS), Hamilton (C); **220**—Shearouse (G) 20.8, Bond (T), James (T), White (MS), Bates (MS); **440**—Bond (T) 46.3, Wills (LSU), Faust (Al), Harris (Al), Stephens (LSU), Huggins (K); **880**—Thomas (T) 1:50.3, Garrison (T), Russell (Al), Smith (LSU), Gibson (F), Kisman (K); **MILE**—Zoeller (T) 4:07.9, Hicks (F), Brown (Al), McKinnon (LSU), Bridges (F), Anderson (T); **3-MILE**—Brown (T) 13:58.8, Bentz (T), Brown (Al), Angel (T), Addison (T), Shipman (Al); **6-MILE**—Brown (T) 29:14.4, Johnson (Al), Bonfiglio (T), Angel (T), Lenarduzzi (T), Jones (Au); **120-HH**—Orum (Al) 13.9, Misher (LSU), Bostic (F), Grant (Al), Carson (Au), Welsch (G); **440-HH**—Sullivan (Al) 50.5, Curry (Au), Bowers (T), Smith (Au), McCord (G), Lewis (MS); **3000-M STEEPLE**—Brown (T) 9:00.6, Addison (T), Steele (T), Edgeworth (Al), Evislizer (Au), West (T).

HJ—Hobson (Al) 7-0, West (T), Branch (T), Hill (F), Heroman (LSU), Thomas (K); **LJ**—Geter (T) 24-9, Orum (Al), Radcliff (T), Grant (Al), Vollmer (LSU), Heroman (LSU); **PV**—Cotton (F) 17-1 $\frac{1}{2}$, Freeman (F), Rayford (T), Hicks (Al), Worcester (F), Crews (LSU); **SP**—Griffin (G) 60-3 $\frac{3}{4}$, Larrison (F), Killian (T), Gerasimchuk (Al), Comarato (Au), Dehnart (K); **DISC**—Dull (Au) 166-11, Addy (LSU), Stanfield (F), Sandoz (LSU), Comarato (Au), DeGeorges (T); **JAV**—Martin (T) 246-1, Stites (F), Lewis (MS), Mathews (LSU), Keith (T), Saunders (G); **TJ**—Orum (Al) 49-9 $\frac{1}{4}$, Porbeni (MS), Heroman (LSU), Wooden (Au), Williamson (G), Glascoe (T).

RELAYS—440—Alabama (Sullivan, Echols, Orum, Whately) 40.1, Florida, LSU, Miss. State, Georgia, Auburn; **MILE**—LSU (Olack, Stephens, Smith, Wills) 3:08.5, Alabama, Florida, Tennessee, Miss. State, Georgia.

Southern Conference

SCORING—William & Mary 118 5/6, East Carolina 97 $\frac{1}{2}$, Furman 53, Richmond 18 $\frac{1}{2}$, Appalachian St. 16, VMI 6, Davidson 5 $\frac{1}{2}$, Citadel 5.

100—Dobson (WM) 9.8, Machares (R), Helmandollar (WM), Smith (F), Tiffany (EC); **220**—Campbell (F) 22.2, Helmandollar (WM), Connors (D), Smith (VMI), Ryce (WM); **440**—Lovelace (EC) 49.2, Johnson (EC), Campbell (F), Webster (F), Zeiger (F); **880**—Clark (WM) 1:51.3, Jezek (F), Wicker (A), Harris (VMI), Sherret (WM); **MILE**—Collins (WM) 4:10.6, Martin (WM), Louv (WM), Klas (EC), Barker (F); **3-MILE**—Louv (WM) 14:20.5, Snyder (WM), Gsell (WM), Greenplate (WM), Callahan (WM); **6-MILE**—Cook (WM) 30:33.4, Dowd (WM), Riggs (EC), Phillips (A), Schultz (WM); **120-HH**—Dobson (WM) 14.1, Detwiler (R), Phillips (EC), Smith (EC), Crumpler (EC); **440-HH**—Ryan (WM) 54.6, Detwiler (R), Smith (EC), Kelsey (F), Brown (A); **3000-M STEEPLE**—Gsell (WM) 9:17.7, Louv (WM), Martin (WM), Greenplate (WM), Cushman (F).

HJ—Toepke (F) 16-6, Quick (EC), Pitts (EC), Holt (C), Rixey (D); **LJ**—Davenport (EC) 23-6, Williams (R), Malone (EC), Jones (WM), Huntley (C); **PV**—McDuffie (EC) 15-0, McCall (F), Miller (EC), Ludt (VMI), tie among Bailey (EC), VanMeter (C) and Hammond (WM); **SP**—Dimitrouleas (F) 50-9 $\frac{1}{4}$, Peacock (EC), Pope (R), LeBaron (EC), Utley (F); **DISC**—Dimitrouleas (F) 165-9, Peacock (EC), Caruthers (EC), Toler (A), Utley (F); **JAV**—Rush (WM) 194-4, Hoffman (EC), Toler (A), McClure (C), Chirquotis (WM); **HAM**—Peacock (EC) 152-2, Caruthers (EC), Utley (F), Dimitrouleas (F), Creech (VMI); **TJ**—Davenport (EC) 50-5 $\frac{1}{2}$, Peters (WM), Malone (EC), Wilkerson

(EC), Wingerd (WM).

RELAYS—440—East Carolina (Crumpler, Huntley, Lovelace, Malone) 41.8, William & Mary, Appalachian St., Furman, Davidson; **MILE**—Furman (Campbell, Jezek, Webster, Zeiger) 3:19.4, William & Mary, East Carolina, Appalachian St., VMI.

Southern California Inter. Athletic Conference

SCORING—Occidental 119, Redlands 56 $\frac{1}{2}$, Pomona-Pitzer 36 $\frac{1}{2}$, Whittier 30, Cal Tech 22, Claremont-Mudd 20, La Verne 20.

100—Debato (W) 9.9, Osterholt (R), Robinson (CT), Getz (W), Hughes (R); **220**—Osterholt (O) 21.7, Robinson (CT), Debato (W), Getz (W), Williams (R) 440—Toth (O) 48.7, Young (O), Wiggins (P), Frierson (CM), Mason (Au); **880**—Kleinsasser (CT) 1:52.2, Tomelin (O), Thompson (O), Hill (O), Goff (W); **MILE**—Isaak (R) 4:11.6, Browning (O), Gollnick (O), Jameson (O), Kennedy (O); **3-MILE**—Isaak (R) 14:00.5, Griffin (CT), Akiyama (CM), Riggs (R), Moffitt (O); **120-HH**—Ewing (R) 14.4, Hughes (R), Odell (O), Chilbert (O), Smith (P); **440-HH**—Ewing (R) 53.6, Odell (O), Taylor (O), Brandt (O), Almqvist (CT); **3000-M STEEPLE**—Askron (O) 9:55.5, Parish (O), Long (O), Adams (P), Zarate (L).

HJ—Graham (CM) 6-2, tie Carter (P) and Rathbone (R), Nesom (L), Robertson (O); **LJ**—Kreuchie (O) 24- $\frac{3}{4}$, Parham (P), Jaeger (L), O'Neill (P), Brown (CM); **PV**—Henderson (O) 14-6, Semken (R), Lawler (O), Mason (P), Oliver (CM); **SP**—Fogg (P) 50-4, Coleman (L), Scott (O), Sweitzer (CT), Alvarez (R); **DISC**—Scott (O) 148-0, Fogg (P), Coleman (L), Bryn (P), Herbert (CT); **JAV**—Omphroy (O) 217-9, Peter (P), Chilbert (O), Enoch (W), Orell (P); **TJ**—Morris (W) 46-6 $\frac{1}{4}$, Parham (R), Kuechle (O), Brown (O), Jaeger (L).

RELAYS—440—Occidental 42.2, Whittier, Redlands, Cal Tech, Pomona-Pitzer; **MILE**—Occidental 3:17.4, Redlands, Pomona-Pitzer, Whittier, Claremont-Mudd.

Southland Conference

SCORING—Louisiana Tech 69, SW Louisiana 59, Lamar 46 $\frac{1}{2}$, McNeese St. 40, Abilene Christian 37, Arkansas St. 34, UTex. Arlington 2 $\frac{1}{2}$.

100—Porter (SL) 9.6; Lattimore (AS), Newton (LT), Gullick (SL), Love (AS); **220**—Porter (SL) 21.1, Newton (LT), Lester (La), Lattimore (AS), Gullick (SL); **440**—Stroman (AS) 46.3, Gullette (LT), Crowe (LT), Jackson (LT), Bizette (SL); **880**—Messer (MS) 1:51.8, Davis (AS), Scurto (AS), Lawson (LS), Garcia (AC); **MILE**—Blayler (AS) 4:08.2, Lawson (SL), Desmond (MS), McSweeney (MS), Hall (LT); **3-MILE**—McSweeney (MS) 14:16.5, Shanklin (LT), Senorski (La), Reeves (LT), Crowe (La); **120-HH**—Stubbs (LT) 13.5; Gipson (La), Barber (La), Edwards (MS), Prejan (La); **440-HH**—Stubbs (LT) 51.5, Gipson (La), Robichaux (LT), Hinton (AC), Wallace (LT); **3000-M STEEPLE**—McSweeney (MS) 9:27.8, Senorski (La), Boxie (MS), Eisenschek (La), Crowe (La).

HJ—Thornton (LT) 6-10, Rea (AC), Tart (La), tie Maxey (UTA) and Meyer (La); **LJ**—Cook (SL) 24-6, Smith (LT), Bowser (La), Newton (LT), Deveaux (MS); **PV**—Howard (AC) 15-6, Hess (AS), Avers (AC), Dalton (SL), Rogers (AS); **SP**—Martin (AC) 60-0, Hogan (AC), Crouch (LT), Miller (MS), McMahan (LT); **DISC**—Hogan (AC) 164-5, Martin (AC), McMahan (LT), Rice (La), Miller (MS); **JAV**—Pere (La) 241-2, Bamberg (LT), Allen (LT), Berken (SL), Davidson (AC); **TJ**—Cook (SL) 50-1, Deveaux (MS), Blanchette (SL), Foreman (SL), Scott (MS).

RELAYS—440—SW Louisiana (Gullick, Gullette, Creuder, Porter) 40.4, Lamar, Arkansas St., Louisiana Tech, McNeese St.; **MILE**—SW Louisiana (Bizette, Landry, Creuder, Gullette) 3:11.7, Lamar, Louisiana Tech, McNeese St., UTex. Arlington.

58th Southwest Athletic Conference Championships

SCORING—Texas 164, Texas A&M 77 $\frac{1}{2}$, Rice 75, SMU 57, Baylor 43, TCU 39 $\frac{1}{2}$, Houston 27, Arkansas 12, Texas Tech 1.

100—Johnson (H) 9.4, Dierschke (TAM), G. Pouncy (SMU), J. Pouncy (SMU), Porter (TAM), Williams (H); **220**—J. Pouncy (SMU) 21.1, Johnson (H), Williams (TCU), McKee (T), Lee (T), G. Pouncy (SMU); **440**—Sturgal (T) 45.9, Williams (TCU), Dicke (R), McKinney (TCU), Bingham (R), Carter (B); **880**—Griffith (T) 1:49.2, Blackmon (IAM), Craig (T), Lawless (B), Trup (R), Rollo (B); **MILE**—Craig (T) 4:11.3, Fischer (T), Yarborough (T), Nellums (R), Schroeder (R), Gamble (T); **3-MILE**—Yarborough (T) 14:07.4, Houk (A), Wells (R), Hendee (A), Stephenson (T), McCarty (SMU); **120-HH**—Jones (TAM) 13.5, Fulghum (R), Hodge (R), Jousan (H), Lightfoot (T), Gailey (B); **440-HH**—Primeaux (T) 50.8, Cronholm (R), Gailey (B), Stevens (B), Gnatzig (H), Colley (T).

HJ—Oates (T) 7-0, Greathouse (TAM), Bosch (T), Kafer (B), tie Blakney (TCU) and McGuire (TAM); **LJ**—Brahham (B) 25-8, Rogers (TAM), Thompson (B), Combest (SMU), Shivers (B), Berry (T); **PV**—Peterek (TAM) 16-0, Smalley (T), Hackney (T), Thompson

(TCU), McMahan (TAM), Brabham (B); **SP**—Walker (SMU) 63-11, Dolegiewicz (T), Stadel (R), Ausmus (T), Carter (TAM), Randall (SMU); **DISC**—Stadel (R) 202-11, Thomas (T), Dolegiewicz (T), Scheehle (TCU), Thomas (SMU), Daugherty (R); **JAV**—Pearce (R) 236-3, Busha (T), Derwin (SMU), Newton (TAM), Morgan (SMU), Hackney (T).

RELAYS—440—SMU (Rideau, J. Pouncy, Shaw, G. Pouncy) 39.8, Texas A&M, Texas, TCU, Houston, Baylor; **MILE**—Texas (Wright, Jackson, Lee, Sturgal) 3:06.7, TCU, Texas A&M, Rice, Baylor, Texas Tech.

Southwestern Athletic Conference

SCORING—Texas Southern 185, Southern U. 101, Prairie View 82, Mississippi Valley 72, Jackson State 50, Alcorn 46, Grambling 36.

100—Capitol (A) 9.4, McGee (A), Sims (A), Pugh (TS), Celestine (S), Jones (PV); **220**—Jacobs (J) 21.6, Pugh (TS), Carter (MV), Sumpter (TS), Patterson (J); **440**—Jenkins (TS) 47.4, Stevenson (S), Mallard (MV), Washington (TS), Ellis (J), Hilbert (J); **880**—Fulton (TS) 1:50.7, Jeter (PV), Sharp (PV), LaGrant (TS), Bell (J); **MILE**—Fulton (TS) 4:13.5, Ward (MV), Griffith (C), Scott (MV), Rule (J), Pipkins (PV); **3-MILE**—Fulton (TS) 14:23.8, Ward (MV), Griffith (C), Lolis (S), Pipkins (PV), Lauderdale (G); **120-HH**—Milburn (S) 14.3, Halliburton (PV), Alexander (S), Washington (TS), Celestine (S), Jones (PV); **440-H**—Thompson (TS) 52.6, Stevenson (S), Jones (PV), Washington (TS), Halliburton (PV), Raylor (TS); **3000-M STEEPLE**—Tulley (S) 9:18.1, Johnson (TS), Rule (TS), Lolis (S), Hamilton (S), Bennett (PV).

HJ—tie Halliburton (PV) and McNeal (MV) 6-2, Terry (TS); **LJ**—Wilmington (G) 23-4½, Nelson (MV), Thompson (TS), Combs (S), Frazier (TS); **DISC**—Frazier (TS), Benton (TS) 13-6, Dickson (PV), Allen (PV); **SP**—Everett (TS) 55-0, Frazier (TS), O'Neal (G), Lewis (PV), Bates (G), Armstrong (S), Frazier (TS); **JAV**—Wooley (A) 182-4, Frazier (TS), Combs (S), Jones (S), McNeal (MV), Tarnaux (S); **HAM**—Frazier (TS) 163-1, Everett (TS), Lewis (PV), Johnson (PV), Hunt (PV), Armstrong (S); **TJ**—Johnson (S) 50-5½, Hill (S), Terry (TS), Woods (S), McNeal (MV), Ademif (J).

RELAYS—440—Alcorn (Capitol, Sims, Brown, McGee) 41.1, Texas Southern, Jackson St., Prairie View, Southern; **MILE**—Mississippi Valley (Belsler, Gaddes, Carter, Davis) 3:13.1, Jackson St., Southern, Prairie View, Alcorn, Grambling.

State University of New York Conference

SCORING—Brookport 59, Cortland 55, Albany 51, Oneonta 39½, Oswego 21, New Paltz 12, Geneseo 11, Fredonia 8½, Plattsburgh 6, Buffalo St. 5, Potsdam 4.

100—McCarg (A) 9.6, Odonkor (On), Lineweaver (Br), Bostick (Br), Brown (Bu); **220**—McCarg (A) 22.5, Odonkor (On), Lineweaver (Br), Leone (On), Brehm (A); **440**—Leone (On) 51.1, Bilash (A), Hardy (Br), Rodriguez (A), Durr (Br); **880**—Neill (C) 1:57.3, Evans (Br), Paulson (C), Nagel (Bu), Davies (F); **MILE**—Verdolvila (Os) 4:20.0, Goodrich (Pl), Suarez (Os), Contario (C), Clark (F); **3-MILE**—Schrader (A) 14:24.7, Suarez (Os), Gorney (C), Goodrich (Pl), Reynolds (F); **120-HH**—Kouchak (G) 14.2, Drummond (Br), Raymond (On), Jutting (Br), Suto (C); **440-H**—Pierce (On) 56.1, Drummond (Br), Ksionczyk (C), Streeter (A), Katz (F).

HJ—Fields (NP) 6-8, Suto (C), Strickland (C), Buso (Os), Malone (A); **LJ**—Sammon (C) 21-¼, Drummond (Br), Lineweaver (Br), McCarthy (Bu), Suto (C); **PV**—Lander (C) 14-6, Williams (On), tie Nichols (On) and Whitehouse (F), Ross (C); **SP**—Vido (A) 51-6¾, Marchi (C), Halliday (C), Miller (C), Gutman (A); **DISC**—Marchi (C) 144-4, Fenton (Po), Ferraro (C), Seigler (F), Gutman (A); **JAV**—Moore (A) 195-9, Rozolowski (Br), Stolte (Os), Roberts (Br), Miller (C); **TJ**—Drummond (Br) 45-4½, Fields (NP), Streeter (A), Hardy (Br), Lynch (Os).

RELAYS—440—Brookport 43.2, Oneonta, Albany, New Paltz, Cortland; **MILE**—Brookport 3:24.6, Oneonta, Albany, Cortland, Oswego.

Upstate New York Championships

SCORING—Rochester Tech 81, Albany St. 62, Oneonta St. 39, Siena 32, Houghton 16, St. Bonaventure 13, Niagara 10, Ithaca 10, Geneseo St. 8, Plattsburgh St. 6, Hobart 4, Rochester 4, Potsdam St. 2, Hilbert 1, Alfred 0, Canisius 0, Eisenhower 0, Marist 0, St. John Fisher 0.

100—Newsome (RT) 9.9, McCarg (Alb), Robinson (Hou), Odonkor (O), Nunn (I); **220**—Newsome (RT) 21.2, McCarg (Alb), Leone (O), Odonkor (O), Brehm (Alb); **440**—Leone (O) 50.5, Bilash (Alb), Rodriguez (Alb), Rittenberg (I), Spieker (RT); **880**—Malay (Si) 1:57.6, Klafehn (RT), Crowley (Alb), Hower (Alb), Schoch (Ro); **MILE**—Goodrich (Pl) 4:14.9, Rukanshagiza (Si), Shrader (Alb), Carter (N), Bennett (Ro); **3-MILE**—Rukanshagiza (Si) 14:11.0, Shrader (Alb), Kearney (O), Carter (N), DeMarco (Alb); **120-HH**—Kovach (C) 14.5, Chaplin (RT), Dunlavy (RT), Raymond (O), Lee

(Ro); **440-H**—Dunlavy (RT) 56.3, Burden (Si), Chaplin (RT), Pierce (O), Streeter (Alb), HJ—Williams (R1) 6-2, Malone (Alb), Whitebay (RT), Reynolds (Alb), Strickland (C); **LJ**—Robinson (Hou) 22-9, Nunn (I), Ohwryk (Alb), Byrd (RT), Shiffler (Hi); **PV**—Stepien (RT) 14-0, Nichols (O), King (I), Yanklowski (RT), Orszulak (RT); **SP**—Vido (Alb) 50-0, Masulius (RT); Buchwald (O), Gutman (Alb), Myers (SB); **DISC**—Santangelo (Si) 142-6, Masulius (RT), Gutman (Alb), Fenton (Po), VanPeursem (RT); **JAV**—Bleeker (N) 173-4, Albinski (Hob), Will (Alb), Jacobs (SB), Torok (G); **HAM**—Dill (SB) 139-2, Masulius (RT), Koch (RT), Pardee (SB), McGahey (Si); **TJ**—Robinson (Hou) 46-5¼, Streeter (Alb), Byrd (RT), Clark (RT), Reynolds (Alb).

RELAYS—440—Oneonta St. 43.9, Albany St., Rochester Tech, Siena, Rochester; **MILE**—Oneonta St. 3:26.0, Rochester Tech, Siena, St. Bonaventure, Houghton.

Virginia College Athletic Association

SCORING—Virginia St. 65, Hampton Inst. 50½, Bridgewater 36, Lynchburg 32½, Roanoke 28, Washington & Lee 25, Madison 18½, Chris. Newport 10.

100—Richardson (H) 10.1, Brooks (H), Hartz (M), Breedlove (L), Johnson (VS); **220**—Helms (WL) 22.1, Hartz (M), Brooks (H), Talley (VS), Barnett (L); **440**—Gaspy (H) 49.0, Bolden (VS), Turner (VS), Harbert (WL), Carpenter (R); **880**—Wilson (VS) 1:55.5, Anderson (VS), Jackson (CN), Hanger (B); **MILE**—Warner (R) 4:13.5, Coleman (B), Hazell (R), Elmore (CN), Jean (M); **3-MILE**—Warner (R) 14:39.5, Love (R), Gerlach (M), Bowen (L), Mahone (M); **120-HH**—Richardson (H) 14.2, Suthern (WL), Dixon (VS), Robinson (VS), Markey (B); **440-H**—Richardson (H) 54.9, Clark (CN), Dixon (VS), Markey (B), Decot (L).

HJ—Breedlove (L) 6-1, Thompson (VS), Walasek (R), Decot (L), Collins (M); **LJ**—Richardson (H) 23-4½, Breedlove (L), Thompson (VS), Barger (H), Thren (B); **PV**—Metzler (B) 13-6½, Jones (B), Fitzgerald (M), Hudson (B), tie Briscoe (H) and Paschal (H); **SP**—Englesbee (L) 43-7½, Taliferio (VS), Hurst (R), Saunders (H), Breeden (B); **DISC**—Fallis (WL) 143-11, Decot (L), McDearmon (B), Robinson (VS), Hurst (R); **JAV**—Macey (B) 177-9, Decot (L), Ligon (M), Sales (VS), Hutchko (CN); **TJ**—Thompson (VS) 45-2, Richardson (H), Barger (H), Robinson (VS), Swanson (R).

RELAYS—440—Virginia St. (Johnston, Turner, Bowen, Talley) 42.9, Hampton Inst., Washington & Lee, Bridgewater, tie Lynchburg and Madison; **MILE**—Virginia St. (Turner, Johnson, Anderson, Bolden) 3:18.1, Washington & Lee, Hampton Inst., Bridgewater, Madison.

Virginia State Championships

SCORING—William & Mary 88, Norfolk St. 67, Virginia Tech 64, Virginia 36, Richmond 19, Hampton Inst. 15, Virginia Union 6, Roanoke 4, VMI 2, Washington & Lee 2, Bridgewater 1, Old Dominion 0, Chris. Newport 0, Madison 0.

100—Merritt (V) 9.3, Riddick (NS), Cuffee (NS), Roberts (VU), Macheras (R); **220**—Riddick (NS) 20.7, Cuffee (NS), Macheras (R), Merritt (V), Leonard (VU); **440**—Colbert (NS) 47.4, Gasly (H), Neely (NS), Waller (VT), Halsey (V); **880**—Clark (WM) 1:52.8, Sykes (NS), Diggs (NS), Sharrett (WM), Graham (WM); **MILE**—Clark (WM) 4:08.4, Martin (WM), Collins (WM), Neeves (VT), Steinberger (V); **3-MILE**—Louv (WM) 13:47.6, Martin (WM), Warner (Ro), Collins (WM), Cook (WM); **6-MILE**—Snyder (WM) 30:12.0, Gallaher (WM), Crom (VT), Day (V), Love (B); **120-HH**—Dobson (WM) 14.0, Richardson (H), Detwiler (R), Kacz (VT), Kossler (R); **440-H**—Kacz (VT) 53.2, Ryan (WM), Richardson (H), Stoner (VT), Detwiler (R); **3000-M STEEPLE**—Gsell (WM) 9:02.9, Greenplate (WM), Hart (V), Moore (VMI), Pace (V).

HJ—Toepke (WM) 6-8, Whitehouse (VT), Hastings (VT), Pierce (VT), Pirkko (V); **LJ**—Williams (R) 24-4¾, Jones (WM), Fleshman (VT), Richardson (H), Brockington (NS); **PV**—Nuttycombe (VT) 14-10½, Mattox (VT), Baker (NS), Samila (WM), Metzler (B); **SP**—White (VT) 55-½, Berdovich (VT), Pope (R), Dillard (NS), Greene (NS); **DISC**—White (VT) 155-9, Greene (NS), Baer (V), Fallis (WL), Mitchell (NS); **JAV**—Hall (NS) 235-9, Ruch (WM), Andrews (V), Davis (VT), Popovich (R); **TJ**—Freshwater (V) 49-10, Brockington (NS), Peters (WM), Wingerd (WM), Washington (VT).

RELAYS—440—Norfolk St. 40.8, Virginia, Virginia Union, Virginia Tech, Hampton Inst.; **MILE**—Norfolk St. 3:13.3, Virginia Tech, Virginia, William & Mary, Hampton Inst.

Western Athletic Conference

SCORING—Brigham Young 171, Arizona St. 120, Arizona 105, Colorado St. 88, UTex. El Paso 78, Utah 54, New Mexico 31, Wyoming 4.

100—Wells (AS) 9.5, Brisco (A), Chewning (AS), Perkins (A), Garpenberg (UTEP), Okom (U); **220**—Reid (UTEP) 20.8, tie Garpenberg (UTEP) and Wells (AS), Perkins (A), Chewning (AS), Galbaugh (W); **440**—Peoples (AS) 46.8, Webster (U), Fields (A), Manning (AS), Lewis (A), Abein (A); **880**—DeLaCorda (UTEP) 1:51.4, Cummings

(BY), Rafferty (AS), Cole (NM), Walton (UTEP), Pebler (AS); **MILE**—Cummings (BY) 4:11.3, Lawson (AS), Zuck (AS), Steele (CS), Robertson (U), Floto (CS); **3-MILE**—Bringhurst (U) 13:43.9, Broarke (CS), Wiley (BY), Brown (UTEP), Gerry (A), Cramer (BY); **6-MILE**—Bringhurst (U) 28:47.2, Groarke (CS), Gerry (A), Wiley (BY), Jensen (BY), Salazar (NM); **120-HH**—Redfeam (BY) 14.1, Adsit (CS), Whitfield (A), Godfrey (CS), Eitelbach (CS), Ginther (CS); **440-H**—Adsit (CS) 51.8, Powers (NM), Ginther (CS), Carlson (U), McQueen (CS), Matthews (A); **3000-M STEEPLE**—Cramer (BY) 8:55.0, Takach (U), Span (AS), Schnell (U), Miller (NM), Sotutu (BY).

HJ—Joseph (A) 6-11, Atarotu (BY), Brown (AS), Biar (CS), Diaz (BY), Morgan (CS); **LJ**—Brown (A) 25-2½, Drew (A), Baxter (BY), Robinson (A), Franz (CS), Kent (NM); **PV**—Blaylock (BY) 16-6½, Eaton (AS), Lindley (AS), Cunningham (CS), Kimes (CS), Steele (W); **SP**—Hoglund (UTEP) 65-3, Semkiw (AS), Johanson (AS), Andersson (BY), Withrow (NM), Anderson (NM); **DISC**—Smith (CS) 192-8, Gunzel (A), Pecar (BY), Andersson (BY), Olsen (BY), Pfeiffer (CS); **JAV**—Hawkinson (A) 260-9, Smiding (NM), Gustafsson (BY), Nummela (BY), Liddiard (U), Fraser (UTEP); **HAM**—Farmer (UTEP) 228-8, Andersson (BY), Gent (UTEP), Pfeiffer (CS), Jecar (BY), Dille (BY); **TJ**—Langeland (BY) 52-4¾, von Gerich (BY), Robinson (A), Loughridge (UTEP), Hayes (A), Baxter (BY).

RELAYS—440—Arizona St. (Wells, Peoples, Manning, CheWning) 40.2, UTex. El Paso, Arizona, Utah, Wyoming, Brigham Young; **MILE**—Arizona St. (Rafferty, Masterson, Manning, Peoples) 3:10.4, Brigham Young, Colorado St., New Mexico, UTex. El Paso, Utah.

26th Yankee Conference Championships

SCORING—Connecticut 106, Massachusetts 85, Rhode Island 36, Boston U. 28, Maine 13, New Hampshire 10, Vermont 8.

100—Woodward (C) 9.8, T. Pendleton (Mas), Busa, Thorne (C), Looker (V); **220**—T. Pendleton (Mas) 22.2, Walker (C), Busa (Mas), Goe (C), Whitfield (Mas); **440**—Walker (C) 48.5, Goe (C), tie Trow (Mas) and Levine (Mas), Fetzer (C); **880**—Verdon (C) 1:51.9, Miner (RI) Carr-Locke (BU), Hulme (C), Chery (BU); **MILE**—Cautin (C) 4:14.1, Gillin (Mas), Thomas (Mas), Ward (Me), Ferris (BU); **2-MILE**—Bortolotti (C) 9:08.1, Thomas (Mas), Maguire (Mas), Grundy (RI), Ashford (C); **120-HH**—Rendall (RI) 15.1, Stegerwald (Mas), Hennessee (Mas), Webster (C), Peterson (C); **440-H**—Stegerwald (Mas) 55.0, Bortolotti (BU), Bradford (BU), Padien (RI), Peterson (C).

HJ—Evans (C) 6-8, Byron (BU), Hughes (RI), Marceau (C), Hughes (Mas); **LJ**—Gavin (BU) 22-9½, Ryan (Mas), Maddox (NH), Looker (V), Nye (NH); **PV**—Jerrow (RI) 14-6, McCracken (RI), Evans (C), Walter (NH); **SP**—Lowe (C) 55-1, Mouratidis (C), Evans (C), McAleny (Mas), Boisvert (Mas); **DISC**—Boisvert (Mas) 167-3, Evans (C), Mouratidis (C), Bass (C), Greco (V); **JAV**—Ianetta (RI) 223-7, Turner (Me), Lorenzen (C), Craig (U), Christian (RI); **HAM**—Pescote (C) 197-9, Novak (C), Partridge (C), Szrom (RI), Storek (BU); **TJ**—Gilliams (Mas) 44-7, Adamson (Mas), Ryan (Mas), Butler (V).

RELAYS—440—Massachusetts (T. Pendleton, N. Pendleton, Busa, Beland) 42.1, Connecticut, New Hampshire, Maine; **MILE**—Connecticut (Fetzer, Hulme, Thorne, Verdon) 3:18.9, Boston U., Massachusetts, Maine, New Hampshire.

61st Drake Relays

TEAMS—Air Force, Akron, Alabama, Alcorn A & M, Arizona St., Arkansas, Ashland, Augustana (Ill.), Augustana (S. D.), Ball State, Baylor, Bowling Green, Bradley, Brigham Young, Buena Vista, Carleton, Central, Central Mich., Central St. (O.), Chicago, Cincinnati, Cre, Colorado, Colorado St., Concordia (Neb.), Cornell (Iowa), Dakota St., Dallas Baptist, Doane, Drake, Dubuque, East Tennessee, Eastern Ill., Eastern Mich., Eastern N. M., Eastern Wash., Emporia St., Florida St., Fort Hays St., Graceland, Grambling, Grinnell, Hamline, Harding, Hastings, Houston, Illinois, Illinois St., Indiana, Indiana St., Iowa, Iowa State, Kansas, Kansas St., Kearney St., Kent State, Kentucky, Lincoln, LSU, Loras, Loyola (Ill.), Luther, Manhattan, Mankato St., Marymount, Miami (O.), Mich. State, Middle Tenn. Midland, Minnesota, Missouri, Montgomery, Nebraska, Neb. Wesleyan, North Central, N. D. State, North Park, NE Louisiana, NE Missouri Northern Colo., Northern Ill., Northern Iowa, North Texas St., Northwestern, Northwestern (Iowa), Notre Dame, Ohio, Okla. Christian, Okla. State, Oklahoma, Peru State, Pittsburg St., Pittsburgh, Prairie View, Purdue, Rice, St. Ambrose, St. Cloud State, St. John's (Minn.), St. Olaf, Simpson, Sioux Falls, South Carolina, South Dakota, S. D. State, Southern Ill., SMU, Southern U., SW Minnesota, Texas, Texas A & M, Texas Christian, Texas Southern, Texas Tech, Toledo, UI Chicago, U Neb., Omaha, UW Platteville, UW Parks'ide, Utah, Wartburg, Washburn, Western Ill., Western Ky., Wichita St., William Penn, Wisconsin.

100—Dill (MiS) 9.6, Williams (KaS), Pomyry (SMU), Amerison (Li), Holman (Dr), Love (In); **100 (Inv.)**—Washington (unatt) 9.3, Crockett (unatt), McGee (Alc), Taylor

(unatt), Meriwether (unatt), Thurton (unatt); **880 (Inv.)**—Boit (ENM) 1:47.1, Wohlhuter (unatt), Luzins (unatt), Stewart (unatt), Sparks (unatt), Schaper (unatt); **MILE**—Durkin (U) 4:02.9, Cummings (BY), Rose (WK), Walker (WiS), Foster (As), McKinnon (LSU); **MILE (Inv.)**—Michael (unatt); **3-MILE**—Minty (EM) 13:10.8, Rose (WK), Bentley (SDS), Liguori (unatt), Sink (unatt), McLaren (unatt); **6-MILE**—Bringhurst (UT) 27:40.6, Keefer (unatt), Mandera (In), Grinnell (Mar), Shaughnessy (unatt), Stanley (C); **120-HH**—Milburn (U) 13.5, Jones (TAM), Smith (FIS), Lightfoot (Tex), Fisher (Ne), McMannon (ND); **440-H**—Jackson (El) 50.3, Adsit (CoS), Stevens (Bay), Sullivan (Ala), Lee (KaS), Galey (Bay); **440-H (Inv.)**—Cronholm (R) 50.7, Bolding (unatt), Steele (unatt), Mann (unatt), Maska (unatt), Bruggeman (unatt); **3000-M STEEPLE**—Cramer (BY) 8:50.8, McDonald (Ka), Sotutu (BY), Ndoo (ENM), Reef (Mia), Ledy (ET); **MARATHON**—Rosa (UWPa) 2:25:19.4, Brien (Mar), Hannula (unatt), Thornton (unatt), Burrows (unatt), Peters (UWPa).

HJ—Smith (Ka) 7-0, Slifer (KaS), Nielsen (NW), tie among Adama (In), Oates (Tex), Hansbrough (Mis), Kafer (Bay) and Pettus (WV); **HJ (Inv.)**—Stones (unatt) 7-9, Heikkila (unatt), Matzdorf (unatt), Hauptert (unatt); **PV**—Craig (Okla.) 16-6, Smalley (Texas), Wallick (Miami), McMillan (Fla. St.), tie Wintner (Ok), and Kessell (IoS); **PV (Inv.)**—Smith (unatt) 17-½, Hatcher (unatt), Blair (unatt), Porter (Ka); **LJ**—Rea (Pi) 26-4¾, Brubham (Bay), Lanier (Ci), Bolin (Fu), Adams (Col), Orum (Ala); **TJ**—McClure (MT) 51.7, Lanier (Ci), Haynes (MT), Vine (In), Geredine (NEM), Hogan (In); **SP**—Walker (SMU) 62-3¼, Brosius (KaS), Dolegiewicz (Tex), Anderson (Min), Guevera (Ka), Stadel (BU), SP (unatt)—Woods (unatt) 69-½, Feuerbach (unatt), Stuart (WK), Tyms (unatt); **DISC**—Stadel (R) 193-11, Smith (CoS), Eneix (WK), Stoltman (WI), Plucknett (Mis), Dolegiewicz (Tex); **HAM**—Satchwell (WI) 173-10, Doherty (EM), Davis (In), Sisson (AP), JAV—Hollaway (IoS) 256-7, Dowswell (Oh), Pearce (R), Stevens (OS), Newton (AM), Hammond (Ka); **DECATHLON**—Pihl (BY) 7,523, Wood (unatt), Hancock (SI), Lathell (BY), Jenner (unatt), Harvey (unatt).

UNIVERSITY RELAYS—440—Kansas St. (Washington, Merrill, Fields, Williams) 39.8, SMU, Texas, Okla. State, Houston, Alabama; **880**—Texas (Jackson, Sturgal, McKee, Lee) 1:24.3, LSU, Kansas, Houston, Indiana, SMU; **MILE**—Texas (Wright, Jackson, Lee, Sturgal) 3:06.4, Texas A&M, TCU, Wisconsin, Rice, LSU; **2-MILE**—Texas (J. Craig, Goldapp, Fischer, P. Craig) 7:25.6, Illinois, Texas A&M, Pittsburg, Nebraska, Arizona St.; **4-MILE**—Bowling Green (Danforth, Vermilyea, Macdonald, Wottle) 16:19.6, Manhattan, Missouri, Colorado, Indiana, Kansas St.; **SPRINT MEDLEY**—Okla. State (Pettes, Kurrasch, Schultz, Manke) 3:16.8, LSU, Rice, Wisconsin, Alabama, Kansas St.; **DISTANCE MEDLEY**—Missouri (Daily, Melicher, Rogies, McMullen) 9:41.8, Eastern Mich., Manhattan, Nebraska, Colorado, Iowa; **SHUTTLE HURDLE**—Kansas (Robinson, Bornkessel, Porter, Vandaveer) 56.1, Southern U., North Texas St.

COLLEGE RELAYS—440—Alcorn A&M (Sims, McGee, Brown, Capitol) 39.9, Texas Southern, Lincoln, Northern Iowa, Western Ill., NE Missouri, N. D. State; **880**—Texas Southern (Sumpter, Taylor, Redmon, Pough) 1:24.4, Lincoln, Alcorn A&M, Northern Iowa, Hastings, Southern U.; **MILE**—Lincoln (Amerison, Conner, Lyles, Logan) 3:10.9, Southern U., Prairie View, Western Ill., NE Missouri, Eastern Ill.; **2-MILE**—Texas Southern (Johnson, Jenkins, LaGrant, Fulton) 7:30.6, Prairie View, Ft. Hays St., Eastern Ill., Northern Iowa, Ashland; **SPRINT MEDLEY**—Texas Southern (Pough, Taylor, Jenkins, Fulton) 3:18.4, Eastern N. M., Northern Iowa, Prairie View, Loras, Central St. (O.); **DISTANCE MEDLEY**—Eastern N. M. (Ndoo, Yavala, Maddaford, Boit) 9:44.4, S. D. State, Mankato St., Texas Southern, Ft. Hays St., NE Missouri.

Kansas Relays

TEAMS—Adams St., Arkansas, Arkansas AM&N, Baylor, Bowling Green, Chicago TC, Colorado, Colorado St., Dakota St., Dallas Baptist, Drake, Eagle Club, Eastern Ill., Eastern N.M., Eastern Okla., Emporia St., Fort Hays St., Graceland, Houston, Houston Striders, Illinois, Illinois St. TC, Iowa, Iowa State, Kansas, Kansas St., Lincoln, LSU, Louisiana Tech, Marymount, McPherson, Memphis St., Michigan, Mich. State, Minnesota, Missouri, Nebraska, Neb. Southern, Neb. Wesleyan, New Mexico, New York AC, North Texas St., NE Missouri, Northern Ariz., Northern Colo., Northern Ill., NW Missouri, Oklahoma, Okla. Christian, Okla. State, Oregon TC, Pacific Coast Club, Pittsburg St., Plains TC, Platte, Rice, Sioux Falls, So. Dak. St., SE Missouri, Southern U., Southern Ill., Southern Ill. TC, SMU, SW Colorado, SW Missouri, S. F. Austin, Texas, Texas A&M, Umo, St. Louis, U Neb, Omaha, Western Ill., Westminster, Wichita St.

100—Dill (MiS) 9.3, Fox (MeS), Osei-Agyeman (El), Lutz (K), Williams (KS), Schultz (OS); **100 (Open)**—Washington (unatt) 9.2, Crockett (SITC), Hammonds (MeS), Willis (NS), Dill (MiS); **440**—Jones (NEM) 46.4, Rowe (Mic), Dicke (R), Newsome (Oh), Eisenlauer (Io), Crockett (SITC); **MILE**—Walker (WS) 4:04.5, Mango (Il), Clark

(Io), Maddaford (ENM), McKinnow (LSU), Allison (NM); **MILE (Open)**—Hilton (HS) 4:01.9, Wottle (BG), Paul (CTC), Clark (Io), Rose (PCC), Melancon (unatt); **3-MILE**—Geis (OTC) 13:39.6, Bannon (MeS), Fee (Min), Sink (NYAC), Williams (ENM), Houk (Ar); **6-MILE**—Ndoe (ENM) 29:03.8, Tighe (unatt), Bryn (Ma), Sink (NYAC), Williams (ENM), Elliott (BG); **MARATHON**—Ziegler (Ok) 2:21:15, Hrien (unatt), Leitwiler (UMSL), Busby (unatt), Baer (CS), Hendricks (PTC); **120-HH**—Vandaveer (K) 13.5, Jones (TAM), Murray (Mic), Fisher (Neb), Jackson (El), Fulghum (R); **120-HH (Open)**—Hill (unatt) 13.5, Stubbs (LT), Lightfoot (T), Roland (EO), Fegley (BG), Jaques (NI); **440-H**—Primeaux (T) 50.3, Adsit (CS), Stevens (Ba), Jackson (El), Bailey (Ba), Lee (KS); **3000-M STEEPL**—Ndoe (ENM) 8:50.6, McDonald (K), Livesey (El), Callen (K), Moritz (Co), Rob Cool (MicS); **1-MILE WALK**—Hirt (McP) 7:04.4, Ide (FH), Herold (UNO), Place (AS), Halem (OC), Renko (SF).

HJ—Schur (K) 7- $\frac{3}{4}$, Smith (K), Oates (T), Hancock (SI), Bernard (SI), Nielson (NW); **LJ**—Brabham (Ba) 26-0, Knight (MeS), Thompson (Ba), Seay (K), Rogers (TAM), Childs (Neb); **PV**—Porter (K) 17-0, Winter (Ok), Craig (Ok), Swenson (Dr), Laz (IoS), Hardwich (KS); **PV (Open)**—Smith (PCC) 17- $\frac{3}{4}$, Porter (K), Roberts (R), Speer (Co), Bennett (KS); **SP**—Walker (SMU) 63-9 $\frac{3}{4}$, Dolegiewicz (T), Bilder (NI), Brosius (KS), Stadel (R); **SP (Open)**—Feuerbach (PCC) 69-2 $\frac{1}{2}$, Woods (FCC), Walker (SMU), Dolegiewicz (T), Brosius (KS), Anderson (Min); **DISC**—Smith (CS) 189-10, Brosius (KS), Dolegiewicz (T), Plucknett (Mo), Thomas (T), Stoltman (WD); **JAV**—Stevens (OS) 255-11, Colson (K), Pearce (R), Hynek (ES), Smiding (NM), Attig (SEM); **HAM**—Neugent (EC), 180-10, Satchwell (WD), Hill (EC), Lutz (AS), Borcherding (ISTC), Galle (K); **TJ**—Arkley (Co) 51-7, Brown (NTS), Brown (DB), Geredine (NEM), Jacobsmeyer (NC), Kinney (Ok); **DECATH**—Hancock (SI) 7,223, Bahr (G), Robinson (DS), Brittenhom (Co), Berbert (SWM), Nixon (SWC).

UNIVERSITY RELAYS—440—Kansas St. (Washington, Merrill, Fields, Williams) 39.9, Kansas, Texas, Memphis St., Houston, Okla. State; **880**—LSU (Cobb, Stevens, Wills, Misher) 1:23.7, SMU, Kansas, Texas A&M, Southern Ill., Drake; **MILE**—Texas (Wright Lee, Jackson, Sturgal) 3:08.9, LSU, Michigan, Okla. State, Kansas St., Oklahoma; **2-MILE**—Illinois (Bell, Kaemerer, Durkin, Mango) 7:25.6, Texas, LSU, Wichita St., Nebraska, Drake; **4-MILE**—Bowling Green (Danforth, Vermilyea, Macdonald, Wottle) 16:24.0, Okla. State, Texas, Colorado, Nebraska, Missouri; **SPRINT MEDLEY**—Michigan (Murray, Syphax, Rowe, Chapman) 3:18.1, LSU, Texas A&M, Texas Nebraska, Kansas St.; **DISTANCE MEDLEY**—Missouri (Daily, Melichar, Rogles, McCormullen) 9:43.2, Okla. State, Colorado, Mich. State, Texas, Rice.

COLLEGE RELAYS—440—Lincoln (Brown, Williams, Amerison, Lyles) 40.7, Eastern Ill., Western Ill., Southern U., NW Missouri, S. F. Austin; **880**—Lincoln (Brown, Williams, Amerison, Green) 1:25.2, S. F. Austin, Okla. Christian, NW Missouri, So. Dak. St., Northern Colo.; **MILE**—S. F. Austin (Mayes, Britain, Coleman, McManus) 3:09.7, Eastern N.M., Arkansas A&N, Lincoln, Western Ill., NE Missouri; **2-MILE**—Eastern Ill. (Keith Jacobi, Nance, Larson, Kenneth Jacobi) 7:33.9, Okla. Christian, Fort Hays St., Neb. Wesleyan, Southern U., SE Missouri; **SPRINT MEDLEY**—Eastern N. M. (Yavala, Brathwaite, Brown, Boit) 3:15.5, Arkansas A&N, Lincoln, S. F. Austin, Adams St., So. Dak. St.; **DISTANCE MEDLEY**—Eastern N. M. (Brown, Yavala, Maddaford, Boit) 9:53.4, So. Dak. St., Fort Hays St., Westminster, Neb. Wesleyan, Okla. Christian.

Penn Relays

TEAMS—Adelphi, American U., Arizona St., Army, Auburn, Baptist, Baruch, Bloomsburg, Boston Col., Boston U., Bowling Green, Brooklyn Col., Brown, Bucknell, C. W. Post, Catholic, Central Conn., Cheyney St., Cleveland St., Coast Guard, Colgate, Columbia, Connecticut, Cornell, Dartmouth, Delaware, Delaware St., Delaware Valley, Dickinson, Drexel, Eastern Mich., East Stroudsburg, Edward Waters, Fairfield, Fairleigh Dickinson, Fairmont St., Fayetteville St., Federal City, Fisk, Florida, Florida A&M, Florida St., Fordham, Franklin & Marshall, Georgetown, Gettysburg, Hampton Inst., Harvard, Hofstra, Holy Cross, Howard, Iona, Jersey City St., John Hopkins, Johnson C. Smith, Juniata, Kent State, Kentucky, Kings Point, Lafayette, LaSalle, Lehman, Lehigh, Lincoln, Lock Haven, Lyscoming, Manhattan, Mansfield St., Marist, Maryland, Massachusetts, Memphis St., Michigan, Millersville St., NYU, Norfolk St., N. C. Central, Northeastern, Ohio State, Inceonta St., Pennsylvania, Penn State, Pittsburg, Potsdam St., Princeton, Queens, Rhode Island, Rider, Rutgers, St. John's, St. Joseph's, St. Peter's, Seton Hall, Slippery Rock, Springfield, Swarthmore, Syracuse, Temple, Tennessee, Toronto, Umd. Baltimore, Umd. Eastern Shore, UTex, El Paso, Ursinus, Villanova, Virginia St., Virginia Tech., Wagner, Washington Col., Wayne St., West Chester, West Virginia, W. Va. State, Western Md., Western Mich., Widener, Wilberforce, Wm. Paterson, Yale.

100—Hammonds (MeS) 9.4, Fox (MeS), Johnson (Wid), Ambush (MSM), Mason (MeS); **3-MILE**—Maguire (PeS) 13:41.6, Fischer (Sy), Lees (CC), Bannon (MeS), Mull

(Geo); **120-HH**—Foster (NCC) 13.4, Murray (Mic), Bostic (Fla), Lynn (Dr), Singleton (PeS); **440-H**—Collins (Pe) 51.4, Crummel (WVS), Bligh (CWP), Bobby (Pi), Kacz (VT); **3000-M STEEPL**—Brown (Ten) 8:43.0, Reinhart (Am), Harris (WMic), Addison (Ten), Childs (Pe).

LJ—Boyd (Fi) 25-0, Turner (KCC), Wilson (Pr), Knight (MeS), Geter (Ten); **TJ**—McBryde (Man) 50-8 $\frac{1}{2}$, Jenkins (NCC), Lennex (SJos), Leonard (Cor), Watt (Tor); **HJ**—Dunn (Colg) 7-0, Nowacki (Mic), Harkins (Na), Gronewaldt (Geo), West (Ten); **PV**—Cotton (Fla) 16-0, Sprung (Ten), Worcester (Fla), Williams (WMic); **SP**—Hoglund (UTEU) 62-8 $\frac{1}{2}$, Semkiw (ArS), Haney (Na), Larrison (Fla), Burgess (Ru); **DISC**—Holtmes (WMD), 193-4, Dull (Au), Higgins (MeS), Adams (Mic), Fitzwilliam (Vi); **JAV**—Martin (Ten) 230-5, Cummings (Da), Muchinski (Pe), Hall (NS), Santangini (RI); **HAM**—Farmer (UTEU) 222-11, Accambay (KS), Bessette (Con), Bartlett (Brow), Jackson (PeS).

RELAYS—440—Arizona St. (Wells, McCullough, Chewing, Peoples) 40.7, Norfolk St., UTex, El Paso; **880**—Norfolk St. (Jackson, Riddick, Colbert Cuffee) 1:26.5, Pennsylvania, Penn State, Arizona St., N. C. Central; **MILE**—Michigan (Syphax, Cornwell, Chapman, Rowe) 3:10.9, Tennessee, Adelphi, Norfolk St., Seton Hall; **2-MILE**—Villanova (Hartnett, Gregan, McElroy, Schappert) 7:25.7, Tennessee, Fordham, Georgetown, Temple; **4-MILE**—Villanova (Coghlan, McElroy, Schappert, Hartnett) 16:31.7, Bowling Green, Pennsylvania, Tennessee, Navy; **DISTANCE MEDLEY**—Villanova (McElroy, Garniewski, Schappert, Hartnett) 9:43.6, Fordham, Pennsylvania, Navy, St. John's; **SPRINT MEDLEY**—Michigan (Rowe, Murray, Syphax, Chapman) 3:19.7, N. C. Central; Georgetown, Florida, Northeastern; **480 SHUTTLE HURDLE**—Pennsylvania (Clune, Schwab, Lewis, Collins) 57.6, Penn State, Morgan St., Navy, Western Mich.

46th Texas Relays

TEAMS—Abilene Christian, Alabama, Alcorn, Angelo St., Arkansas, Arkansas A&M, Baylor, Brigham Young, Dallas Baptist, Drake, Duke, Emporia St., Ft. Hays, Houston, Huston-Tillotson, Howard Payne, Iowa State, Kansas, Kansas St., Lamar, LSU, Louisiana Tech, Lubbock Christian, Marymount, McMurry, McNeese St., Minnesota, Missouri, New Mexico, N. D. State, North Texas St., NE Louisiana, NW Louisiana, Oklahoma, Okla. Christian, Okla. State, Pan American, Pittsburg St., Prairie View, Rice, SE Louisiana, Southern U., SMU, SW Louisiana, SW Missouri, SW Texas, S. F. Austin, Sul Ross, Tarleton St., Texas, Texas A&I, Texas A&M, Texas Christian, Texas Southern, Texas Tech, Trinity, Tulane, UNeb, Omaha, UTex, Arlington, UTex, El Paso, West Texas St., Westminster, Wichita St.

100—Okvir (An) 9.4, Smith (SEL), Schultz (OS), Lutz (K), Williams (KS), McGowan (Alc), Larenz (Smith WS) 4:11.8, Kampa (NDS), Hogan (WT), Grinnell (Ma), Holderman (OS), Desmond (McN); **3-MILE**—Grinnell (Ma) 13:41.0, Jensen (BY), Wiley (BY), Patton (Tex), O'Connor (Ark), Levy (An); **120-HH**—Stubbs (LT) 13.3, Lightfoot (Tx), Jones (TAM), Orum (Ala), Washington (TS), Redfeam (BY); **440-H**—Cronholm (R) 50.3, Primeaux (Tex), Lee (KS), Stevens (B), Washington (TS), Thompson (ST).

HJ—Oates (Tex) 6-11, Smith (K), Shanklin (NEL), tie among Kafer (Ba), Schur (K) and Thornton (LT); **LJ**—Oswus (An) 25-7 $\frac{1}{2}$, Brabham (Ba), Orum (Ala), Thompson (Ba), Berry (Tex), Kolarik (KS); **PV**—Roberts (R) 17-1, Porter (K), Smalley (Tex), Shepherd (Tex), tie Hardwick (KS) and Jernberg (NM); **SP**—Hoglund (UTEU) 63- $\frac{1}{2}$, Dolegiewicz (Tex), Walker (SMU), Brosius (KS), Anderson (Min), Franklin (SFA); **DISC**—Stadel (R) 209-2, Dolegiewicz (Tex), Brosius (KS), Anderson (BY), Plucknett (Mis); **JAV**—Colson (K) 281-0, Busha (Tex), Stevens (OS), Hynek (ES), Smiding (NM), Bamburg (La).

UNIVERSITY RELAYS—440—Kansas (Scavuzzo, Stepp, Lutz, Edwards) 40.1, UTex, El Paso, Texas, Houston, SMU, Kansas St.; **880**—LSU (Cobb, Stephens, Wills, Misher) 1:23.3, Texas, SW Louisiana, Houston, Kansas, SMU; **MILE**—Texas (Jackson, Wright, Lee, Sturgal) 3:08.7, LSU, TCU, Alabama, Baylor, Rice; **2-MILE**—Texas (Griffith, Goldapp, J. Craig, P. Craig) 7:31.5, LSU, Minnesota, Texas A&M, Baylor, Missouri; **SPRINT MEDLEY**—Texas (Jackson, Sturgal, Wright, J. Craig) 3:18.6, SW Louisiana, Texas A&M, Drake, Kansas St., North Texas St.; **4-MILE**—Duke (Eden, Beardmore, S. Wheeler, B. Wheeler) 16:22.09; **DISTANCE MEDLEY**—Duke (Beardmore, Murphy, S. Wheeler, B. Wheeler) 9:36-2, Okla. State, Kansas St., Missouri, Texas, LSU.

COLLEGE RELAYS—440—Alcorn (Sims, McGee, Brown, Capitol) 40.1, Angelo St., S. F. Austin, Howard Payne, Prairie View, NW Louisiana; **880**—Texas Southern (Sumpter, Taylor, Redmon, Pough) 1:23.0, Alcorn, Howard Payne, Southern, Prairie View, Okla. Christian; **MILE**—S. F. Austin (Mayes, Britain, Coleman, McManus) 3:10.2, Texas Southern, Prairie View, Dallas Baptist, Okla. Christian, NW Louisiana; **2-MILE**—Prairie View (Taylor, Pippins, Sharpe, Geter) 7:33.9, Texas Southern, Howard Payne, Dallas Baptist, Westminster, Okla. Christian; **SPRINT MEDLEY**—Texas Southern (Pough, Redmon, Jenkins, Fulton) 3:19.5, Prairie View, NW Louisiana, S. F. Austin, Angelo St., Howard Payne; **DISTANCE MEDLEY**—Ft. Hays (Nelson, Kaufman, Birnbaum, Larenz) 9:52.2, Howard Payne, Pittsburg St., Westminster, Okla. Christian.



VICTORY DANCE—Manhattan anchorman Tony Colon crosses the finish line to cap a world indoor record distance medley relay triumph for the Jaspers, in a time of 9:43.8. Win spurred Manhattan to team title, its first national championship ever.

NATIONAL COLLEGIATE INDOOR CHAMPIONSHIPS

Manhattan's First First Highlighted By An Indoor World Record Relay Effort

By **RICHARD L. SHOOK**

Sports Writer, United Press International

You would think that in 115 years, Manhattan College would have finished something other than second, third or 45th in a National Collegiate Athletic Association championship event.

But no, the Jaspers' 1973 National Collegiate Indoor Track team title March 9-10 in Detroit was the first national championship ever for the New York school of 4,600 students. Manhattan's first first.

Manhattan didn't quite steal the Cobo Arena show, but it certainly did obscure a good deal of the meet.

BECAUSE IN ADDITION TO TAKING THE TEAM CHAMPIONSHIP from defender Southern California (aren't the Trojans always defending some national crown?), the seven men from Manhattan also participated in a world indoor record for an 11-lap board track.

Well, four of them did, anyway. Coach Fred Dwyer's distance medley foursome of John Lovett, Ray Johnson, Joe Savage and Tony Colon got its individual and collective names in the record book with a time of 9:43.8.

One additional finish ahead of the rest of the competition, plus a pair of thirds, gave Manhattan 18 points, six ahead of runnersup Kent State, Kansas and Texas-El Paso.

The Jaspers didn't leave many headlines for such performers as Rod Milburn, Gerald Tinker, Dave Wottle or Randy Williams—gold medalists in the 1972 Olympics all—or brilliant Barry McClure.

McClure's performance in the triple jump was the last of the seven events decided the night of March 9 and came too late to catch any but the West Coast morning newspapers.

The Middle Tennessee marvel increased his own meet record more than a foot, to 54-1½, to win his event for the second year in a row.

JUST AS ASTOUNDING were the four consecutive 6.9's turned in by Milburn to power his way to the 60-yard high hurdles winners' circle. The time was up to the meet record mark Tom Hill of Arkansas State set in 1970.

"I had thought it was a bad race," the Southern University senior said after


Rich Shook has been covering sports for United Press International out of Detroit since 1967.

He covered his first national collegiate indoor track meet that year and has seen every one since.

A 1966 graduate of Michigan State, Shook was employed by UPI that year, taking over sports coverage a year later.

He directs UPI's sports operation in Michigan, which includes all levels from the pros down to the high schools.

Among his assignments are all of the professional Detroit teams, plus the home football and basketball games of the University of Michigan.



his quarterfinal victory the evening before the semifinals and finals. "I know for sure I hit two hurdles and was sure it was crummy."

Milburn, selected in the pro football draft even though he played only his senior season at Southern, had been neglecting hurdle practice in favor of working on his pass patterns.

"I hung 6.9 four times," the colorful 22-year-old Milburn said. "That ain't walking. I've been running patterns, practicing catching a football and concentrating on making myself a flanker, I've got enough experience so that I don't need to work so much now on track."

Tinker, though only 5-9 and 170 pounds, is another whippet thinking along pass route lines. The Kent State junior sat out last season after transferring from Memphis State and was appearing in his first meet.

TINKER WAS WORTH SLIGHTLY MORE THAN A DARN in the 60-yard dash. The stocky Kent State Golden Flash equalled Herb Washington of Michigan State's NCAA indoor mark of 5.9 seconds in the quarterfinals and came back with consecutive 6.0's in the semifinals and finals.

Williams was just a 19-year-old freshman at the time of the 1972 finals, when he watched as teammate Henry Hines of SC won the long jump.

But "Teddy Bear" Williams let people know who he was by taking the NCAA out-of-doors and then proved himself no fluke by beating the world's best long jumpers in the Munich Olympics.

His 1973 indoor victory was as stirring a win as there was in the meet. Al Lanier of Cincinnati posted a 25-4 on his first jump. Williams did 25-9½ on his third attempt.

Lanier increased to 25-10½ on the jump after that, so Williams had to push out to 25-11½ on his next trip down the runway.

THAT LASTED ABOUT AS LONG AS IT TOOK LANIER to get out of his warmup pants. It looked like the Cincinnati kid's 26-3½ was going to stand up—until Williams leaped 26-4½ on his very last try.

Wottle had run the 880 in 1972 when the Falcons had Sid Sink and finished tied for second with Michigan State, just one point behind USC.

The man who made running in caps fashionable hoped to help Bowling Green over that hurdle in 1973 by taking the mile, two-mile double.

The trials for the mile final the last afternoon were held the evening before. Wottle eased through his heat in third place, the last qualifying spot, so he'd be fresher for the two-mile final, two hours later.

But Bowling Green's hope for the team championship trailed all the way, and with no finishing kick, Wottle was relegated to a non-scoring sixth-place finish—behind winner Mike Keogh of Manhattan, who timed 8:39.7.

DWYER HADN'T BEEN QUITE SURE whether to split his distance medley relay members to try for the team title or keep them together and let them wheel out for a world record. He decided on the latter and got both.

Lovett led off with a 1:53.2 half mile and then gave the baton to Johnson, who clocked 50.4 seconds for the quarter. Savage got the stick next, and the junior proceeded to rip off the fastest three-quarter mile of his career, a 2:55.9, before Tony Colon wound it up with a 4:04.3 mile.

Their 9:43.8 total beat the previous best indoors of 9:44.6, first set by Kansas State in the 1967 meet and equalled by Villanova in 1971.

Wottle eased his disappointment at not winning the two-mile by coming back to finishing-kick form in the mile, winning in 4:03.4. Defending champion Ken Popejoy of Michigan State was out of it at fifth.

One winner who felt "out of it" was Hans Hoglund, who took the shot

put at 64-1¼. "I really miss ice hockey, skating and skiing here," Hoglund said, noting "lots of sand" at his school, Texas-El Paso, rather than the snow and ice of his native Sweden.

The sight of the 6-foot-4, 278-pound Hoglund playing hockey must not be a comforting vision to anybody skating with the puck near the boards.

Terry Erickson of Southern Illinois sped over the 440 in 49.0 to win easily, while Ken Schappert of Villanova won the 880 in 1:50.4.

Beaufort Brown of Florida was the 600 winner, timing 1:10.0; while Fordham's foursome of Paul Nowicki, Alex Trammel, John Jurgens and Marcel Philippe was foremost in the two-mile relay. The new 1,000-yard champion was Tony Waldrop of North Carolina, who was timed in 2:10.0.

IT WAS NOT A MEET FOR DEFENDING CHAMPIONS—Only two winners repeated.

One of those was McClure; and the other was Chris Dunn of Colgate, whose winning high jump effort was 7-2.

Jan Johnson of Alabama couldn't defend his pole vault title because of injury. Terry Porter of Kansas won with 17-0.

Adelphi had taken the mile relay two years running, but second was the best the school could do in 1973. Seton Hall's four, Mike Tyson, Larry Mustachio, Orlando Greene and Howard Brock, won with a 3:17.0 time.

Jacques Accambray of Kent State was hoping for his second 35-pound weight throw title but wound up third behind Ted Bregar of Navy.

DWYER WAS KIND OF AN INTERESTING STORY HIMSELF. The fourth-year Manhattan coach of track went to Villanova during his running days and learned a lot from "Jumbo" Jim Elliott.

He ran the mile and was second in the country to Wes Santee with a best of 4:00.8. Four times Dwyer won the IC4A title before he went on to coaching high schoolers—one of them Marty Liquori.

"A national team championship just doesn't compare to an individual effort," Dwyer said after his Jaspers had won the meet.

SCORING—Manhattan 18, UTex. El Paso 12, Kent State 12, Kansas 12, North Carolina 10, Southern Ill. 9, Southern Cal 9, Middle Tenn. 8, Michigan 8, Nebraska 8, Tennessee 8, Wisconsin 8, Mich. State 7, Western Ky. 7, Navy 6, Colorado 6, Bowling Green 6, Fordham 6, Florida 6, Colgate 6, Southern U. 6, Seton Hall 6, Villanova 6, Pittsburgh 5, Illinois 5, Cincinnati 4, Boston Col. 4, Florida St. 4, Adelphi 4, Missouri 4, Memphis St. 4, Okla. State 4, Washington 4, Brigham Young 3, SMU 3, Utah State 3, Ohio State 3, Indiana 2½, Arizona 2, Alabama 2, Idaho St. 2, Illinois St. 2, Montclair St. 2, Princeton 2, Pennsylvania 2, New Mexico 2, William & Mary 2, Army 1, Austin Peay 1, Catholic 1, Georgia Tech 1, Iowa 1, Northern Ill. 1, Oklahoma 1, Cal Poly SLO ½.

60—Tinker (KS) 6.0, Hammonds (MeS), Dill (MiS), Lawson (IdS), Pettet (OkS); 440—Erickson (SD) 49.0, Rowe (Mic), Eneyart (US), Ijirighio (ILS), Eisenlauer (Io); 600—Brown (FL) 1:10.0, Kent (Wis), Cassleman (MiS), Kaemerer (IL), Beck (GT); 880—Schappert (V) 1:50.4, Chadwick (Neb), Harris (KS), Weiss (MoS), Manko (IL); 1000—Waldrop (NC) 2:10.0, Francis (BC), Bruce (Ma), Durkin (IL), Fikes (Pe); **MILE**—Wottle (DC) 4:03.4, McAfee (NC), Zoeller (T), Cummings (BY), Popejoy (MiS); 2-MILE—Keogh (Ma) 8:39.7, Herold (Wis), Rose (WK), Mandera (In), Brown (T); 60-HH—Milburn (SU) 6.9, Smith (FIS), Murray (Mic), Dobson (WM), Collins (Pe).

HJ—Dunn (Colg) 7-2, Schur (Ka), Culp (SC), Joseph (Ari), tie Adama (In) and Brown (CP); LJ—Williams (SC) 26-4½, Lanier (Gi), Rea (Pi), Adams (Colo), Carter (AP); PV—Porter (Ka) 17-0, Taylor (Wa), Green (OhS), Jernberg (NM), Craig (Ok); SP—Hoglund (UTEP) 64-1¼, Stuart (WK), Walker (SMU), Guevara (Ka), Bilder (NI); 35-LB WT—Bregar (NA) 68-1½, Farmer (UTEP), Accambray (KS), Greenwood (Fr), Ostrand (Arm); TJ—McClure (MT) 54-1¼, Gray (Mo), McBryde (Ma), Haynes (MT), Langeland (BY).

RELAYS—MILE—Seton Hall (Tyson, Mustachio, Greene, Brock) 3:17.0, Adelphi, Southern Ill., Alabama, Michigan; **2-MILE**—Fordham (Nowicki, Trammel, Jurgens, Philippe) 7:31.5, Tennessee, Nebraska, Pittsburgh, Catholic; **DISTANCE MEDLEY**—Manhattan (Lovett, Johnson, Savage, Colon) 9:43.8, Colorado, Okla. State, UTex. El Paso, Nebraska.

1973 Indoor All-America Team

60-YARD DASH

MARSHALL DILL Mich. State
ED HAMMONDS Memphis St.
GERALD TINKER Kent State

440-YARD DASH

MARK ENYEART Utah State
TERRY ERICKSON Southern Ill.
KIM ROWE Michigan

600-YARD RUN

BEAUFORT BROWN Florida
BOB CASSELMAN Mich. State
SKIP KENT Wisconsin

880-YARD RUN

ROGER CHADWICK Nebraska
TED HARRIS Kent State
KEN SCHAPPERT Villanova

1000-YARD RUN

CLIFFORD BRUCE Manhattan
KEITH FRANCIS Boston Col.
TONY WALDROP North Carolina

MILE RUN

REGINALD MCAFEE North Carolina
DAVE WOTLE Bowling Green
DANNY ZOELLER Tennessee

TWO-MILE RUN

GLENN HEROLD Wisconsin
MICHAEL KEOGH Manhattan
NICK ROSE Western Ky.

MILE RELAY—ADELPHI (Ray Lee, Richard Hardware, William Johnson, Dennis Walker); SETON HALL (Mike Tyson, Larry Mustachio, Orlando Greene, Howard Brock); SOUTHERN ILL. (Gerald Swift, Wayne Carmody, Lonnie Brown, Terry Erickson).

TWO-MILE RELAY—FORDHAM (Paul Nowicki, Alex Trammel, John Jorgens, Marcel Philippe); NEBRASKA (Jeff Wisemiller, Larry Cimato, Roger Chadwick, Jim Hawkins); TENNESSEE (Bill Anderson, Thom Garrison, Wilbur Hawkins, Willie Thomas).

DISTANCE MEDLEY RELAY—COLORADO (Mike Peterson, Brown Windle, Ted Castaneda, John Gregorio); MANHATTAN (John Lovett, Ray Johnson, Joe Savage, Tony Colon); OKLA. STATE (John Holderman, Dennis Schultz, Charles Boatright, Mike Manke).

60-YARD HIGH HURDLES

ROD MILBURN Southern U.
GODFREY MURRAY Michigan
DANNY SMITH Florida St.

HIGH JUMP

JERRY CULP Southern Cal
CHRIS DUNN Colgate
BARRY SCHUR Kansas

LONG JUMP

AL LANIER Cincinnati
BILL REA Pittsburgh
RANDY WILLIAMS Southern Cal

POLE VAULT

JIM GREEN Ohio State
TERRY PORTER Kansas
JEFF TAYLOR Washington

SHOT PUT

HANS HOGLUND UTex. El Paso
JESSE STUART Western Ky.
SAM WALKER SMU

35-LB. WEIGHT THROW

JACQUES ACCAMBRAY Kent State
TED BREGAR Navy
PETER FARMER UTex. El Paso

TRIPLE JUMP

LARRY GRAY Missouri
KEN MCBRYDE Manhattan
BARRY MCCLURE Middle Tenn.

1973 Indoor Meets

20th Atlantic Coast Conference Championships

SCORING—Maryland 81, North Carolina 36, Duke 31, Clemson 23, N.C. State 16, Virginia 14, Wake Forest 7.

60—Merritt (V) 6.3, Basciano (M), Brozey (M), Smallwood (NCS), Battle (M); **600**—Murphy (D) 1:10.5, Jenkins (C), Cupka (M), Solotorovsky (V), Seesman (C); **1000**—McAfee (NC) 2:10.9, Waldrop (NC), Spann (M), Rae (WF), Hart (V); **MILE**—B. Wheeler (D) 4:03.2, Waldrop (NC), S. Wheeler (D), Garner (M), Wilkins (NCS); **2-MILE**—tie Eden (D) and Beardmore (D) 8:48.7, Ackley (NCS), Rincon (M), Meyer (V); **60-HH**—Lardieri (M) 7.4, Smallwood (NCS), Nichols (M), Carney (M), Brown (NC).

HJ—Fern (C) 6-10, White (WF), Bozzone (M), Kostyk (M), Edwards (NCS); **LJ**—Goodman (M) 24-6½, West (NC), Brown (C), Howell (C), Hamlin (M); **PV**—Hayes (M) 16-6¾, Herndon (M), McQuade (M), Hauze (M), Deacon (NC); **TJ**—Kelly (NC) 49-2¼, Bilmanis (M), Freshwater (V), Goodman (M), Moon (C); **SP**—MacLachlan (M) 54-9½, Pisciotta (M), Mullinax (NC), Reese (D), Carter (WF).

RELAYS—**MILE**—Clemson (Zungoli, Copeland, Seesman, Jenkins) 3:19.9, North Carolina, Maryland, Duke, N.C. State; **2-MILE**—Maryland (Bailor, Umbarger, Carey, Meehan) 7:41.4, N.C. State, North Carolina, Duke, Virginia.

45th Big Eight Conference Championships

SCORING—Nebraska 52, Kansas 44, Missouri 31½, Okla. State 31, Colorado 30½, Kansas St. 26, Oklahoma 16, Iowa State 9.

60—Pettes (OS) 6.2, Webb (N), Williams (KS), Washington (KS), Edwards (K); **440**—Scavuzzo (K) 49.5, Schultz (OS), Newsome (O), Bodenhamer (O), Priestly (N); **600**—Southwell (IS) 1:12.1, Lee (KS), Stepp (K), Kurrasch (OS), Melichar (M); **880**—Chadwick (N) 1:53.2, Wisemiller (N), Feltner (KS), Holderman (OS), Hardwick (O); **1000**—Hawkins (N) 2:09.5, Rogles (M), McMullen (M), Manke (OS), Euell (K); **MILE**—Manke (OS) 4:05.8, McMullen (M), Gregorio (C), Watson (M), Hall (N); **2-MILE**—Halberstadt (OS) 8:54.9, Unger (N), Gregorio (C), Castaneda (C), Fertig (N); **60-HH**—Karikari (C) 6.7, Gressett (N), Fisher (N), Vandaveer (K), Kokhorst (M); **60-HH**—Vandaveer (K) 7.1, Fisher (N), Gressett (N), Robinson (K), Smith (O).

HJ—Schur (K) 6-11, tie Valentich (C) and Hansbrough (M), Johnson (K), Seay (K); **LJ**—Adams (C) 25-5, Childs (N), Gray (M), Seay (K), Kinney (O); **PV**—Porter (K) 17-¾, Marrs (KS), Speer (C), Laz (IS), Kessel (IS); **SP**—Brosius (KS) 64-3½, Guevara (K), Forrester (O), Marks (OS), Plucknett (M); **TJ**—Gray (M) 52-1¾, Adams (C), Kinney (O), Robinson (K), Gordon (N).

RELAYS—**MILE**—Nebraska (Webb, Leonard, Malito, Priestley) 3:20.4, Kansas St., Missouri, Oklahoma, Okla. State.

63rd Big Ten Championships

SCORING—Indiana 54½, Michigan 44½, Mich. State 35, Wisconsin 33, Illinois 28, Minnesota 18½, Purdue 18, Iowa 13½, Northwestern 6, Ohio State 5.

60—tie Burton (P) and Dill (MS) 5.9, Edwards (N), Beamon (IL), Love (In), **300**—Dill (MS) 30.1, Synhax (Mic), tie Love (In) and Sundberg (Min), Finnigan (OS); **440**—Rowe (Mic) 47.2, Eisenlauer (I) Smith (N), Caudill (In), Lewis (Min); **600**—Cassleman (MS) 1:08.8, Valle (In), Close (In), Kent (W), Lauzon (W); **880**—Mango (IL) 1:49.2, Clark (I) Parrish (P), Eklund (Min), Burley (OS); **1000**—Cordes (W) 2:10.4, Chapman (Mic), Phillips (IL), Beebe (Min), Bell (IL); **MILE**—Durkin (IL) 4:01.5, Popejoy (MS), Manderia (In), Herold (W), Clark (I); **2-MILE**—Manderia (In) 8:43.2, Somesan (In), Fleming (W), Schott (Mic), Johnson (W); **3-MILE**—Herold (In) 13:38.5, Keefer (In), Loechel (I), Hackler (P), Kowal (W); **70-HH**—Murray (Mic) 8.2, Jackson (In), Morrison (MS), Williams (W), Hurd (MS).

HJ—Adama (In) 6-11, Nowacki (Mic), Gibbs (Mic), Hodge (In), Huff (W); **LJ**—Bolin (P) 25-1¾, Wallace (IL), Gregory (MS), Cobb (In), Butler (Mic); **PV**—Bullick (Min) 15-6, Riddlen (In), Green (OS), tie Hart (Mic) and Niesen (I); **SP**—Adams (Mic) 58-6¼, Anderson (Min), Baietto (IL), Breninger (P), O'Dell (In); **TJ**—Onyango-Sumba (W) 50-½, Vine (In) Gregory (MS), Hogan (In), Butler (Mic).

RELAYS—**MILE**—Michigan (Syphax, Cornwell, Chapman, Rowe) 3:14.1, Mich. State, Illinois, Wisconsin, Minnesota.

47th Central Collegiate Conference Championships

SCORING—Southern Ill. 107, Eastern Mich. 83, Bowling Green 62, Kent State 57, Drake 54, Western Mich. 53½, Illinois St. 41, Northern Ill. 29, Western Ill. 24, Notre Dame 19, Middle Tenn. 18½, Central Mich. 11, Air Force 10, Wayne St. 10, Toledo 6, Indiana 3, Loyola O. 0ther: Kentucky St.

60—Turner (KeS) 6.3, Holman (D), Mason (KeS), Shirley (AF), Woods (EM), Abra-

ham (AF); **300**—Sherd (WM) 31.1, Smith (SI), Wood (WM), Patterson (SI), Campana (D), Jaques (NI); **440**—Ijirigbo (IS) 49.4, Krainik (NI), Carmody (SI), Sutton (SI), Finazzo (WM), Cleaver (KS); **600**—Vinson (EM) 1:09.3, Erickson (SI), Petty (D), Carver (BG), Totten (KES); **800**—Lane (WS) 1:53.5, Fant (WM), Icenogel (IS) Cape (D), Preston (BG), Mendenhill (D); **1000**—Harris (KES) 2:12.0, Hinton (SI), (IS) Cape (D), Keaton (BG), Macdonald (BG), Becker (D); **MILE**—Wottle (BG) Gahagen (ND), Vermilyea (BG), Macdonald (BG), Becker (D); **MILE**—Wottle (BG) 4:08.2, Macdonald (BG), Schnittken (BG), Minty (EM), Hanrath (IS), Hill (SI); **2-MILE** 4:08.2, Macdonald (BG), Furst (EM), Rodriguez (T), Kleinow (WM), Marszalek (NI), St. —Wottle (BG) 8:52.3, Furst (EM), Rodriguez (T), Kleinow (WM), Marszalek (NI), St. John (SI); **3-MILE**—Minty (EM) 13:27.4, Hollander (EM), Harris (WM), Elliott (BG), John (SI), Brugner (KES); **60-HH**—Aboyade-Cole (IS) 7.3, McMannon (ND), Nelson Graig (SI), Brugner (KES); **60-HH**—Aboyade-Cole (IS) 7.3, McMannon (ND), Nelson (EM), McIntosh (AF), Jaques (NI), Fegeley (BG).

HJ—Bernard (SI) 6-11½, Hancock (SI), Pettus (EM), Sweat (IS), tie Aghew (MT) and Borson (WM); **LJ**—Turner (KES) 24-0, Brown (SI), Perkins (SI), Cady (D), Copeland (MT), Helder (BG); **PV**—Swenson (D) 16-2, Williams (WM), Wells (IS), Zajone (SI), Taylor (EM), Wellman (EM); **SP**—Bilder (NI) 59-8½, Arendell (WI), Stoltman (WI), Byrnes (D), Dunean (EM), Vrabel (KES); **35-LB**—WT—Accambay (KES) 63-5, Kirkland (KES), Bilder (NI), Satchwell (WI), Davis (In), Demming (In); **TJ**—McClure (MT) 50-7½, Harris (SI), Robins (SI), Selmer (WM), Nesbitt (CM), Bernard (SI).

RELAYS—**MILE**—Eastern Mich. (Ancheril, Sims, Thomas, Vinson) 3:15.1, Southern Ill., Drake, Middle Tenn., Western Mich., Illinois St.; **2-MILE**—Eastern Mich. (Combs, Deren, Ford, Burkhardt) 7:47.0, Drake, Western Ill., Notre Dame, Western Mich., Air Force; **DISTANCE MEDLEY**—Bowling Green (Preston, Helder, Macdonald, Wottle) 10:00.4, Central Mich., Southern Ill., Eastern Mich., Illinois St., Notre Dame.

Greater Boston Championships

SCORING—Harvard 120, Northeastern 49, Boston Col. 33, Boston U. 25, Tufts 22, MIT 16, Brandeis 7.

60—Dennis (BU) 6.3, Milton (N), Reid (H), Vanderpool-Wallace (H), Freelow (N); **440**—Kildan (T) 50.4, Vann (N), Borden (MIT), Hintlian (T), O'Brien (BC); **600**—Leone (H) 1:09.9, Horrigar (N), Butler (H), Peters (H), Cherry (BU); **880**—Carr-Locke (BU) 1:53.3, Mabee (T), Curtis (H), Springate (H), Kennedy (N); **1000**—Clayton (H) 2:08.0, Francis (BC), Hickey (N), Rivera (Br), Taylor (BU); **MILE**—Quirk (H) 4:09.0, Lancaster (N), Hughes (H), Becker (BC), MacDonald (BC); **2-MILE**—Rojas (H) 8:48.5, Keefe (H), Diehl (BC), Mappuzzato (BC), Kaufman (MIT); **60-HH**—Hickman (H) 7.4, Slevin (T), Sabie (N), Dykowski (BC), D'Alesandro (N).

HJ—Byron (BU) 6-8, Embree (H), Brennan (N), MacAloon (BC), Judge (N); **LJ**—Vanderpool-Wallace (H) 23-6, Sharpe (H), Mahoney (BC), Gavin (BU), Martin (N); **PV**—Kleiger (H) 16-6, Heckel (H), Wilson (MIT), Watson (N), McCombie (N); **SP**—Rao (N) 52-9, Hughes (H), Dray (BC), McCafferty (H), Moore (MIT); **35-LB**—WT—Hughes (H) 57-½, Moore (MIT), Pearson (MIT), Conboy (N), Niemi (H); **TJ**—Vanderpool-Wallace (H) 48-4½, Kayali (H), Sharpe (H), McGlaston (Br), Martin (N).

RELAYS—**MILE**—Harvard (Buckley, Maggio, Peters, Leone) 3:19.1, Tufts, Boston Col., Brandeis, Northeastern; **2-MILE**—Harvard (Springate, Curtis, Quirk, Clayton) 7:40.4, Boston Col., Boston U., Northeastern, Brandeis; **DISTANCE MEDLEY**—Harvard (Okerman, Butler, Hughes, Jones) 10:14.2, Northeastern, Boston Col., Tufts, MIT.

Gulf South Conference

SCORING—NW Louisiana 69, SE Louisiana 46, Delta St. 33½, Mississippi Col. 32½, Florence St. 5.

60—Smith (S) 6.3, Sabers (N), Steele (N), Brown (N), Short (S); **440**—Potter (D) 51.2, A. Moore (N), Craven (N), Jones (N), Cranfield (S); **880**—Gatson (N) 1:58.6, Bradley (S), Morrison (D), Taylor (N), Wood (M); **MILE**—Underwood (S) 4:27.4, Evans (M), Perry (S), Blalock (M), Dukes (M); **2-MILE**—Trammel (N) 9:39.3, Dukes (M), McAndrew (N), R. Moore (N), Been (N); **60-HH**—White (D) 7.4, Martin (S), Morris (D), Phillips (F), Price (M).

HJ—Curry (D) 6-9, Saul (M), Evans (S), Harris (D), Blalock (M); **LJ**—Price (M) 23-1½, Brown (N), Smith (S), Soileau (N), Phillips (F); **PV**—Pope (N) 14-6, Saucier (S), Mitchell (N), Pittman (M), tie Shepherd (M) and Harris (D); **SP**—Guillory (S) 49-4½, Kofnovec (N), Faccini (D), King (F), Despeaux (S).

RELAYS—**MILE**—NW Louisiana (Craven, Jones, Skaggs, A. Moore) 3:27.2, Delta St., Mississippi Col.; **2-MILE**—NW Louisiana (Taylor, Skaggs, Lewis, Gatson) 7:56.5, SE Louisiana, Mississippi Col.

26th Heptagonal Championships

SCORING—Navy 69, Pennsylvania 48, Harvard 36, Cornell 27, Army 16, Dartmouth 12, Princeton 12, Yale 3, Brown 1, Columbia 0.

60—Owens (N) 6.2, Berryman (D), Collins (Pe), Owens (A), Reid (H); **440**—Leone (H) 1:10.5, McKeown (Cor), Nichols (D), MacNeil (Cor), Anthony (N); **1000**—Fikes (Pe) 2:10.4, Kramer (N), Clayton (H), Simcox (N), Bateman (N); **MILE**—Kramer (N) 4:10.0,

Childs (Pe), Christ (Pe), Gilmore (N), Wynne (N); **2-MILE**—Collins (Cor) 9:00.2, Alm (A), Rafferty (Pe), Durette (H), Rojas (H); **60-HH**—Collins (Pe) 7.2, Kennard (N), Hickman (H), Dellarocco (A), Clune (Pe).

HJ—Harkins (N) 6-10, Embree (H), Brubaker (Y), James (Pr), Griffith (N); **LJ**—Campbell (N) 23-10, Samara (Pe), Rasin (N), Wilson (Pr), Stephan (N); **PV**—Kleiger (H) 16-0, Samara (Pe), Zwillingberg (N), Raab (Pe), Heckel (H); **SP**—Haney (N) 60-2¾, Hribar (N), Barisich (Fr), Scharus (D), Hughes (H); **35-LB**—WT—Bregar (N) 63-1, Greenwood (Pr), Ostrand (A), Butts (A), Bartlett (B); **TJ**—Leonard (Cor) 49-4¼, Kayadi (H), Faust (N), Clark (Pe), Rasin (N).

RELAYS—**MILE**—Cornell (Ables, Roach, MacNeil, McKeown) 3:19.8, Pennsylvania, Army, Dartmouth, Princeton; **2-MILE**—Pennsylvania (Lunne, Christ, Childs, Fikes) 7:44.5, Harvard, Cornell, Navy, Dartmouth.

52nd ICAAAA Championships

SCORING—Manhattan 45, Navy 24, Pennsylvania 14½, Villanova 13, William & Mary 13, Maryland 13, Pittsburgh 13, Fordham 11, Adelphi 10, Harvard 8½, Georgetown 7, Boston U. 7, Colgate 6, Delaware 6, Connecticut 6, Duke 6, Seton Hall 6, C. W. Post 5, Princeton 5, St. John's 5, Springfield 4, Holy Cross 4, Penn State 4, Notre Dame 4, Widener 4, Brandeis 3, MIT 3, Montclair St. 3, Rutgers 3, West Chester 3, Boston Col. 2, Columbia 2, Union 2, Northeastern 2, N.Y. Tech 1, Morgan St. 1, Mt. St. Mary's 1, Army 1, St. Joseph's 1.

60—Ford (BU) 6.2, Johnson (Wid), Reid (WC), Gansle (Pe), Hardware (Ad); **440**—Mongan (De) 49.0, Murphy (Du), Lee (Ad), Howard (Colu), Constantino (NYT); **600**—Walker (Ad) 1:10.9, Ancona (CWP), Zink (C), Jackson (Pi), Comeau (HC); **880**—Schappert (V) 1:54.5, Lovett (Man), Weiss (Mon), McCabe (U), Carr-Locke (BU); **1000**—Bruce (Man) 2:10.6, Clark (WM), Rivera (Br), MacDonald (BC), Clayton (H); **MILE**—Fikes (Pe) 4:02.0, Colon (Man), Philippe (F), Savage (Man), Oliver (MSM); **2-MILE**—Keogh (Man) 8:43.8, Squires (Man), Gittings (PS), Eden (Du), Hartnett (V); **60-HH**—Dobson (WM) 6.2, McMannon (ND), Collins (Pe), Sabie (Nor), Daniel (M).

HJ—Dunn (Colg) 7-1, Evans (Con), Riley (Pi), Embree (H), Riches (Sjoh), LJ—Rea (H) 25-¾, Goodman (Mar), Campbell (Na), Samara (Pe), Jones (WM); **PV**—Hayes (Mar) 15-8, tie Kleiger (H) and Wilson (MIT), tie Heckel (H) and Raab (Pe); **SP**—Haney (Na) 59-11, Hribar (Na), Burgess (R), Brady (Man), Post (CWP); **35-LB**—WT—Bregar (Na) 66-10½, Greenwood (Pr), Morrison (HC), Atkinson (F), Jackson (PS); **TJ**—McBryde (Man) 51-¾, Davis (Sp), Birlmanis (Mar), Randall (Pi), Lennex (Sjos).

RELAYS—**MILE**—Seton Hall (Tyson, Mustachio, Greene, Brococo) 3:13.4, Georgetown, Manhattan, Connecticut, Army; **2-MILE**—Fordham (Nowicki, Trammel, Jurgens, Philippe) 7:30.8, St. John's, Villanova, Manhattan, Navy; **DISTANCE MEDLEY**—Manhattan (Naudain, Jones, Squires, Keogh) 9:53.5, Navy, Villanova, William & Mary.

Mason-Dixon Conference

SCORING—Mount St. Mary's 59 Catholic 50½, Towson St. 42½, Bridgewater 26, Roanoke 11, UMD, Baltimore 10, Gallaudet 7.

60—Ambush (M) 6.3, Brooks (M), Musgrove (C); **440**—Musgrove (C) 50.1, Ryan (C), Weaver (T); **880**—Menschner (M) 1:56.7, Cannon (T), Homan (C); **MILE**—Oliver (M) 4:11.0, Warner (R), Smith (C); **2-MILE**—Curley (M) 9:23.7, Hanlon (M), Phillips (Br); **60-HH**—Fogarty (C) 7.7, Powers (UMB), Lubas (M).

HJ—Fowlkes (T) 6-0, Walasek (R), Metzler (Br); **LJ**—Harris (T) 21-11, Mumbert (Br), Swomley (M); **PV**—Metzler (Br) 13-6, Hudson (Br), Mahon (M); **SP**—O'Brien (T) 47-9, Maffey (C), Serafin (T); **TJ**—Swomley (M) 43-10, Buckman (G), Aliba (C).

RELAYS—**MILE**—Catholic 3:29.7, Mount St. Mary's, Towson St.; **2-MILE**—Mount St. Mary's 8:07.0, Catholic, Towson St.

31st Metropolitan Championships

SCORING—Manhattan 65½, St. John's 32, C. W. Post 31, Rutgers 28, Adelphi 23, Seton Hall 16½, Fordham 15, Fair, Dickinson 6, NYU 4, Columbia 3, CCNY 0, Iona 0.

60—Walker (A) 6.2, Christenson (CWP), Hardware (A), Jones (CWP), Mass (R); **440**—Ancona (CWP) 1:11.1, Brock (SH), Jones (M), Armstrong (Co), Towey (F); **1000**—Bruce (M) 2:10.1, Leidinger (SI), Lovett (M), Skeggs (SI), Foynes (Co); **MILE**—Colon (M) 4:03.1, Lovett (M), Speirs (R), Philippe (F), Reese (S); **2-MILE**—Keogh (M) 8:51.5, Peter Squires (M), Siebens (R), Paul Squires (M), Butynes (CWP); **60-HH**—Sutphin (FD) 7.2, Wallace (CWP), McEvoy (SH), Vogel (CWP), Webb (SH).

HJ—Riches (SJ) 6-8½, Farrell (CWP), O'Connell (M), Thompson (NYU), Hundt (R); **LJ**—Phelan (M) 22-4, Kaiser (SJ), Sexton (SJ), Jones (R), Goglas (SH); **PV**—Huff (R) 14-6, tie Ewen (R) and Fisher (SH), tie Roche (R) and Byron (M); **SP**—Burgess (R) 50-9, Arcieri (A), Brady (M), Post (CWP), Wenskus (CWP); **35-LB**—WT—Atkinson (F) 67-¾, McCro (SI), Powers (SJ), McGee (M), Desonier (CWP).

RELAYS—**MILE**—Adelphi (Lee, Davis, Johnson, Walker) 3:16.2, Manhattan, C. W. Post, NYU, St. John's; **2-MILE**—Fordham (Holman, Jergens, Philippe, Trammel) 7:37.4, Seton Hall, Manhattan, St. John's, C. W. Post.

Missouri Intercollegiate Athletic Association Championships

SCORING—NE Missouri 72½, Lincoln 63, SE Missouri 40½, SW Missouri 35, NW Missouri 24½, Central Mo. 16½, Umo. Rolla 4.
60—Amerison (L) 6.3, Binion (SE), Brown (L), Elliott (NE), Cayce (SE); **300**—Amerison (L) 31.0, Jones (NE), tie Cayce (SE) and Sonnenmoser (NW), Gonzales (NE); **440**—Jones (NE) 49.1, Sonnenmoser (NW), Herman (SW), Luzton (SW), tie Coleman (C) and Malloy (NE); **600**—Lyles (L) 1:10.1, Evans (NE), Devereaux (C), Gardner (SE), Ventling (NE); **880**—Conner (L) 1:55.8, Smith (NE), Baker (SW), Urbach (SE), Skinner (NE); **1000**—Stillwell (SE) 2:16.6, Harmon (NE), Wilson (SW), Coleman (C), Kimble (NW); **MILE**—Lipper (NE) 4:15.9, Halleran (SE), Jensen (L), Ault (SW), Kimble (NW); **2-MILE**—Lipper (NE) 9:23.2, Clifford (NW), Jensen (L), Norton (SW), Skahill (C); **60-HH**—Lary (L) 7.4, Williams (L), Belle (SE), Fischer (SW), Turley (SW).
HJ—Littrell (NE) 6-6, Ulsh (NW), Davenport (SW), Yach (SW), Inge (NE); **LJ**—Williams (L) 24-2½, Geredine (NE), Musser (NW), Mason (SE), Belcher (SW); **PV**—Hewitt (C) 15-0, Fraser (NE), Palacek (SE), King (L), Stafford (SE); **SP**—Tabron (SW) 50-2¼, Hayes (NE), Simmons (R), Rush (L), Wunderlich (SE); **TJ**—Geredine (NE) 47-5, Yach (SW), Day (C), Williams (L), Smith (R).
RELAYS—**MILE**—Lincoln (Amerison, Lyles, Conner, Logan) 3:18.2, NE Missouri, SE Missouri, SW Missouri, NW Missouri; **2-MILE**—SE Missouri (Urbach, Faser, McAllister, Mitchell) 7:51.3, NE Missouri, NW Missouri, Lincoln, Central Mo.

Missouri Valley Conference

SCORING—Drake 92, North Texas St. 45½, Wichita St. 41, West Texas St. 40½, Memphis St. 32, Bradley 3, New Mexico St. 2, Louisville 0.
50—Hammonds (M) 5.4, Holman (D), Dickson (WT), Fox (M), Benning (Wi); **300**—Fox (M) 32.8, Murphy (D), Dickson (WT), Campana (D), Givens (Wi); **440**—Holman (D) 51.3, Ray (Wi), Westerlund (D), Butler (NT), Jordan (Wi); **600**—Petty (D) 1:13.8, (D) 51.3, Ray (Wi), Westerlund (D), Parker (Wi); **880**—Walker (Wi) 1:57.9, Leach Hiseoc (D), Eberhart (NT), Kralicek (D), Parker (Wi); **1000**—Becker (D) 2:15.8, Smisor (Wi), (M), Cape (D), Mendenhall (D), Monaghan (B); **MILE**—Walker (Wi) 4:17.5, Bell (D), McDaniel Weidman (D), Perkins (D), Brown (Wi); **2-MILE**—Bannon (M) 9:31.9, Ream (Wi), Cassel (D), (NT), Hogan (WT), Everett (NT); **50-IH**—Brown (WT) 6.1, Graham (NT), Franklin (D), Six (D), Garcia (NM), Blaney (D); **50-IH**—Brown (WT) 6.1, Graham (NT), Franklin (D), Six (D), Beeman (WT); **50-HH**—Brown (WT) 6.2, Franklin (D), Jubert (NT), Six (D), Butler (B).
HJ—Hood (WT) 6-4, Daniels (NT), Wheeler (Wi), Six (WT), Cano (Wi); **LJ**—Cady (D) 23-10½, Knight (M), Brown (NT), Meilander (D), Gilford (NT); **PV**—Swenson (D) 16-5, Snow (WT), tie Rodriguez (NT) and Foster (WT), Kramer (D); **SP**—Lemmons (NT) 54-5½, Rohde (NT), Brynes (D), Self (WT), Briggs (WT); **TJ**—Brown (NT) 50-9½, Dunn (Wi), Gilford (NT), Meilander (D), Greer (M).
RELAYS—**MILE**—Drake (Holman, Westerlund, Cape, Petty) 3:25.7, Wichita St., Memphis St., West Texas St., Bradley.

New Jersey Championships

SCORING—Princeton 96, Rutgers 61, Seton Hall 27, Trenton St. 9½, Wm. Paterson 9, Fair, Dickinson 8, Rider 6½, Montclair St. 5, St. Peter's 2, Jersey City St. 0, Monmouth 0.
60—Pruden (P) 6.4, Wilk (P), Mass (Ru), Effler (WP), Eason (T); **300**—Rosa (SH) 1:13.0, Wayne (P), Mustachio (SH), Hyndman (P), Tyson (SH); **1000**—Weicksel (P) 2:13.7, Weiss (Mont), Greene (SH), Hedrick (P), Nowak (T); **MILE**—Elliott (P) 4:12.2, Spiers (Ru), Rubert (P), Moore (WP), Hatcher (SH); **2-MILE**—Sieben (Ru) 9:01.3, Vanger Kraats (P), Good (P), Carpenter (Ru), Ross (P); **60-HH**—Sutphen (FD) 7.5, Cargile (P), McEvoy (SH), McIntyre (T), Schultz (Rl).
HJ—James (P) 6-4, Edwards (Rl), Fullerton (P), Hundt (Ru), Crouch (P); **LJ**—Sorota (P) 21-10, Effler (WP), Jones (Ru), Hardison (Ru), Strehl (WP); **PV**—Huff (Ru) 14-0, Ewing (Ru), Waltz (P), Roche (Ru), tie Bakunas (T) and Antoniewicz (Rl); **SP**—Burgess (Ru) 53-11½, York (P), Ondrejack (T), DeBoer (Ru), Composto (Mont); **35-LB** WT—Greenwood (P) 61-5¼, Steier (Ru), Campbell (P), MacDonnell (Ru), Golden (Rl) and TJ—Harrison (Ru) 45-5, Langston (P), Bates (P), Fink (P), McIntyre (T).
RELAYS—**MILE**—Seton Hall (Mustachio, Tyson, Rosa, Brock) 3:19.7, Princeton, Rutgers, St. Peter's, Rider; **2-MILE**—Princeton (Elliott, Monroe, Hedrick, Weicksel) 7:56.5, Seton Hall, Rutgers, Fair, Dickinson, Trenton St.

New York State Collegiate Championships

SCORING—Colgate 42, Union 35, Cortland St. 28, Alfred 23½, Oswego St. 23½, Brockport St. 19, Rochester 16, St. Lawrence 9, Buffalo St. 6, Fredonia St. 4, Hamilton 2.
60—Herring (U) 6.4, Lawrie (Cor), Rice (SL), Kaplan (A), Varga (A); **300**—McCabe (U) 1:13.8, Colby (Br), Neill (Cor), Warburton (O), Madiera (Col); **1000**—White (Col) 2:15.0, Anderson (Col), Jeffrey (Col), Mindel (U), Shaw (R); **MILE**—Jeffrey (Col)

4:16.0, Swarez (O), Pollock (SL), Verdoliva (O), Muller (R); **2-MILE**—Verdoliva (O) 9:23.7, Dunkelmann (Col), Clearibue (Col), Delaney (H), Pollock (SL); **60-HH**—Scott (A) 7.7, Ryan (R), Drummond (Br), Murray (A), Suto (Cor).
HJ—Buso (O) 6-6, Scott (A), Suto (Cor), Lee (R), Herasmitchuk (Cor); **LJ**—McCarthy (Bu) 23-7¼, Lawrie (Cor), Lineweaver (Br), Drummond (Br), Palumbo (R); **PV**—Lauden (Cor) 14-8, Ricks (U), Ross (Cor), Ksionsyk (Cor), Elkinton (Col); **SP**—Trunzo (Col) 51-1¾, Mowrey (U), O'Meara (A), Seigler (F), Gilewicki (U); **TJ**—Drummond (Br) 46-6¼, Greeneveld (Col), Lynch (O), George (A), Palumbo (R).
RELAYS—**MILE**—Union 3:26.5, Colgate, Rochester, St. Lawrence, Oswego St.; **2-MILE**—Union 7:52.3, Rochester, Alfred, Fredonia St., Brockport St.

North Central Conference

SCORING—Northern Iowa 66½, N. D. State 61½, Mankato St. 36½, S. D. State 34 1/6, South Dakota 30, Morningside 13½, Augustana 10, North Dakota 4.
60—Kelly (SDS) 6.4, Berry (Mo), Freeburg (ND), Meyer (A), Sorvig (NDS); **300**—Wahlstrom (SDS) 32.3, tie Everet (Mo), and Freeburg (ND), Krause (NDS), tie Kelly (SDS) and Mott (ND); **440**—Wahlstrom (SDS) 50.5, Roloff (ND), Larson (SDS), Everet (Mo), Dorsett (Ma); **600**—Roloff (ND) 1:16.0, Schaab (ND), Young (SD), Jorgenson (A), tie among Hearnen (SDS), Roby (SDS) and Moe (NDS); **800**—Schultz (ND) 1:55.7, Kampa (NDS), DeAnda (Ma), Stewart (SDS), Anderson (ND); **1000**—Schultz (ND) 2:14.8, Kampa (NDS), Smedsrud (NDS), Cain (SD), tie Villers (ND), and Kittleson (Ma); **MILE**—Steiner (Ma) 4:09.8, Buzby (NDS), Slack (NDS), Soulsby (ND), Edgerton (Ma); **2-MILE**—Bentley (SDS) 8:23.4, Buzby (NDS), Schweger (NDS), Wold (SDS), Twedt (NT); **60-IH**—Wessely (NI) 7.2, Meyer (A), Butler (SD), Noltensmeir (NI), Huether (NDS); **60-HH**—Butler (SD) 7.6, Wessely (NI), Noltensmeir (NI), Wissick (NI), Pelltier (NDS).
HJ—Bennett (NDS) 6-6, Morken (NDS), Murphy (NI), Schackerer (Ma), Olson (Ma); **LJ**—Junge (NDS) 23-3¾, Chardoulais (NI), Corey (SD), Johnson (SD), Massine (NDS); **PV**—Hofstrand (NDS) 15-0, Aide (NDS), Hipkins (Ma), Schmidt (NI), Peterson (Ma); **SP**—Okerstrom (Ma) 51-3, Evenson (NDS), Biesser (Ma), Meyer (SDS), Schwartz (NI); **TJ**—Johnson (SD) 46-7½, Chardoulais (NI), Mosely (Ma), Goede (SD), Anstett (ND).
RELAYS—**MILE**—Mankato St. (Landwehr, Kittleson, Doresett, Polzin) 3:30.3, Morningside, South Dakota, Augustana, North Dakota.

Northern Intercollegiate Conference

SCORING—Moorhead St. 105, St. Cloud 63, Bemidji St. 33, Winona St. 17, UMinn. Morris 14, SW Minnesota 5.
60—Kimbrough (SC) 6.3, Farwell (MS), Gravalin (MS), Marsh (MS), Cook (UMM); **300**—Farwell (MS) 33.1, Marsh (MS), Gravalin (MS), Norman (B), Peplinski (W); **600**—Woodbury (MS) 1:13.7, Ascheman (MS), Foss (B), Gereats (B), Hope (MS); **1000**—Lapka (MS) 2:16.4, Berscheid (MS), Woodbury (MS), Lewandowski (SC), Brewington (W); **MILE**—Tiemann (MS) 4:17.4, Anderson (B), Derkec (SC), Bethel (B), Schlundt (SC); **2-MILE**—Phillips (B) 9:29.1, Nelson (SC), Tiemann (MS), Ehrler (SC), Kurkowski (B); **60-IH**—Griffin (UMM) 7.2, Michels (MS), Johnson (MS), Marshall (SC), Gereats (B); **60-HH**—Johnson (MS) 7.5, Griffin (UMM), Schwartz (SC), Stoeve (SC), Gereats (B).
HJ—Marshall (SC) 6-2, Kimbrough (SC), Anderson (W), Puffer (MS); **LJ**—Kimbrough (SC) 21-10¼, Scarbrough (MS), Bunke (W), Winter (B), Stoeve (SC); **PV**—Hanson (SC) 13-0, Puffer (MS), Laverson (SC), Marzinske (SC); **SP**—Robley (MS) 53- ½, Thompson (SWM), Deets (W), Backes (B), Richman (MS); **TJ**—Scarbrough (MS) 44-8½, Stoeve (SC), Propeck (SC), Gerjets (MS), Winter (B).
RELAYS—**SPRINT**—Moorhead St. (Gravalin, Anderson, March, Farwell) 1:02.0, Winona St., UMinn. Morris, Bemidji St.; **MILE**—Moorhead St. (Marsh, Ascheman, Woodbury, Farwell) 3:29.1, Bemidji St., St. Cloud, Winona St., SW Minnesota.

Ohio Athletic Conference

SCORING—Mount Union 135, Denison 105, Baldwin-Wallace 59, Wooster 26, Otterbein 24, Ohio Wesleyan 23, Kenyon 23, Marietta 22, Wittenberg 17, Muskingum 15, Capital 14, Oberlin 2, Heidelberg 0.
55—Crum (OW) 5.8, Letts (K), Alguire (MT), Nelson (Ma), Larsuel (MT), Williams (MU); **300**—Letts (K) 32.1, Stone (D), Williams (MU), Freund (MU), Radigan (BW), Frederick (BW); **440**—Frazier (D) 50.2, Radigan (BW), Westfall (Ot), Ludwig (MU), Warner (MU), Larsuel (MT); **600**—Merten (Wo) 1:13.8, Ankeny (MU), Everett (BW), Tonks (BW), Risser (MU), Osicka (MU); **880**—Merten (Wo) 1:59.7, Higley (D), Hastings (Ot), Bonasorte (Mu), Walker (K), Flanagan (BW); **1000**—King (MU) 2:16.4, Bonasorte (Mu), Barnum (Ma), Higley (D), Dittoe (Ot), Book (OW); **MILE**—Alexander (D) 4:14.9, King (MU), Barnum (Ma), Ansberry (MU), Long (Ot), Torrey (Wo); **2-MILE**—Alexander (D) 9:12.6, Knittle (MU), Barnes (BW), Victor (MU), Mallory (Ob), Murphy (Wo); **55-HH**—Perry (BW) 6.9, Nelman (OW), Reid (Wi), Retherford (Ot), Smalak (MU),

RELAYS

- One-mile**—3:14.4—Villanova (Harold Nichter, Hardge Davis, Ken Prince, Larry James) Detroit, Mich., Mar. 16, 1968.
Two-mile—7:25.7—Kansas (Dennis Stewart, Jim Niehouse, Roger Kathol, Brian McElroy) Detroit, Mich., Mar. 14, 1970.
Distance medley (440-880-1320-mile)—9:43.8—Manhattan (Joe Savage, Ray Johnson, John Lovett, Tony Colon) Detroit, Mich., Mar. 10, 1973.

National Collegiate Championship Records College Division

The best performances made in the annual National Collegiate Athletic Association College Division Track and Field Championships and accepted by the NCAA Rules Committee.

RUNNING EVENTS

- 100-yard**—9.3—Darel Newman (Fresno St.) Fresno, Cal., June 13, 1964; Steve Riddick (Norfolk St.) Crawfordsville, Ind., June 1, 1973.
220-yard—20.5—Bob Hayes (Florida A&M) Fresno, Cal., June 13, 1964.
440-yard—46.1—Willie Lyles (Lincoln) Crawfordsville, Ind., June 1, 1973; Larence Jones (NE Missouri) Crawfordsville, Ind., June 2, 1973.
800-yard—1:48.3—Jay Fabian (Ashland) Sacramento, Cal., June 12, 1971.
1-mile—4:02.5—Tom O'Hara (Loyola) Chicago, Ill., June 13, 1963.
One-mile—4:02.5—Gordon Minty (Eastern Mich.) Sacramento, Cal., June 12, 1971.
Three-mile—13:36.4—Gordon Minty (Eastern Mich.) Sacramento, Cal., June 12, 1971.
Six-mile—28:28.6—Chuck Smead (Humboldt St.) Crawfordsville, Ind., June 1, 1973.

RUNNING EVENTS—METRIC DISTANCES

- 100-meter**—10.0—Steve Riddick (Norfolk St.) Ashland, O., May 26, 1972.
200 meter—20.5—Bob Hayes (Florida A&M) Fresno, Cal., June 13, 1964.
400-meter—45.8—Larence Jones (NE Missouri) Ashland, O., May 27, 1972.
800-meter—1:48.3—Eugene Weiss (Montclair St.) Ashland, O., May 27, 1972.
1500-meter—3:47.4—John Kerr (Ball State) Hayward, Cal., June 8, 1968.
5000-meter—14:23.5—Gordon Minty (Eastern Mich.) Ashland, O., May 27, 1972.
10,000-meter—29:29.6—Gordon Minty (Eastern Mich.) Ashland, O., May 26, 1972.
3000-meter steeplechase—8:51.1—Ed Haver (UC Davis) Sacramento, Cal., June 12, 1971.

HURDLES

- 120-yard high**—13.2—Rod Milburn (Southern U.) Crawfordsville, Ind., June 1, 1973.
110-meter high—13.8—Mike Bettiga (Humboldt St.) Ashland, O., May 26, 1972.
440-yard and 400-meter intermediate—51.0—Andrew Bell (American U.) Ogden, Utah, June 10, 1967.

FIELD EVENTS

- High jump**—7-2—Reynaldo Brown (Cal Poly SLO) Crawfordsville, Ind., June 2, 1973.
Pole vault—16-8—Dave Hamer (Cal Poly) Ashland, O., May 27, 1972.
Long jump—26-0—Sid Nickolas (Fresno St.) Fresno, Cal., June 13, 1964.
Shot put—61-1—Doug Arendell (Western Ill.) Crawfordsville, Ind., June 1, 1973.
Discus throw—183-0—Knut Hjeltmes (Western Md.) Crawfordsville, Ind., June 2, 1973.
Hammer throw—205-2—Frank Bredice (Southern Conn.) Ashland, O., May 26, 1972.
Javelin throw—258-7—Anthony Hall (Norfolk St.) Crawfordsville, Ind., June 2, 1973.
Triple jump—53-9—John Craft (Eastern Illinois) Ashland, O., June 13, 1969.

RELAYS

- 440-yard**—39.4—Norfolk St. (William Cuffee, Steve Riddick, Zack Rodger, Condie Pugh) Ashland, O., May 27, 1972.
One-mile—3:07.5—Adelphi (Ray Lee, Keith Davis, Dennis Walker, Clyde McPherson) Sacramento, Cal., June 12, 1971.

OTHER EVENTS

- Decathlon**—7269 points—Steve Gough (Seattle Pacific) St. Paul, Minn., June 11-12, 1970.

NATIONAL JUNIOR COLLEGE CHAMPIONSHIPS

Juco Meet A Record-Smashing Affair; Hokams Regain Crown In Tight Finish

By **GEORGE E. KILLIAN**

Executive Director, National Junior College Athletic Assn.

Mesa Community College of Mesa, Arizona, won the 33rd annual NJCAA Track and Field championships at San Jacinto College, Pasadena, Texas.

The Hokams collected 54 points to emerge on top in a tight team scoring race. Essex County (N.J.) was a close second with 51 points, followed by Lake City (Fla.) with 48 and New Mexico JC with 43 points.

Numerous records fell in the meet. On the track, Wardell Gilbreath of New Mexico set a new 220 record of 20.6; Alfred Daley of Essex broke the 440 meet standard with a 46.7 clocking; Bob Rambo of Miami-Dade South beat the intermediate hurdles mark in 51.6, and the Essex mile relay team won in 3:09.3 for another new record.

In the field events, records came in the discus, where Cleve Whitaker of Mesa flipped 177-5; in the long jump, as Theo Hamilton of Jefferson State (Ala.) leaped 24-11½, and in the triple jump, on a 51-5½ effort by Clarence Taylor of Forest Park (Mo.).

Gilbreath won the meet's high point award, and NJCAA "Coach of the Year" was Russ Rogers of Essex.

33rd NJCAA Championships

SCORING—Mesa 54, Essex County 51, Lake City 48, New Mexico 43, Miami-Dade S. 28, Cuyahoga 26, Lane 24, Eastern Okla. 24, South Plains 14, Jefferson St. 14, John C. Calhoun 12, Allegheny 12, Thornton 10, Platte 10, Florissant Valley 10, Forest Park 10, Glendale 10, Allen County 10, Brevard 10, Central Ariz. 9, Jackson 9, Lincoln Land 8, Florida 8, Blue Mountain 8, Central Ore. 8, Farmingdale 6, Meramec 6, Odessa 6, Hagerstown 6, Butler County 6, Gloucester County 2, Henry Ford 2, Hutchinson 2, N. D. Science 2, Worthington St. 2, San Jacinto 1, Snow 1, SW Oregon 1, Independence 1, Pensacola 1, Phoenix 1, Ranger 1, Grand Rapids 1, Champlain 1, DuPage 1. Others: Berks-Penn State, Macomb, Santa Fe, Neb. Western, Manatee.

100—Grisby (LC) 9.5, Gilbreath (NM), Outlin (JCC), McCollum (Mes), Sands (W), Wyatt (R); **220**—Gilbreath (NM) 20.6, Brown (Es), Grisby (LC), Bryant (O), Hasty (Es), Bracey (NM); **440**—Daley (E) 46.7, Penny (SP), Hale (Cu), Larkin (Cu), Williams (LC), Joseph (Es); **880**—Tuitt (Es) 1:49.1, Smith (Ja), DeFrees (Cu), Palmer (Mes), Peterson (NDS), Plasek (ST); **MILE**—McMullen (Alleg) 4:10.3, Williams (Lane), Harrison (Bu), Palmer (Mes), Stemmer (Alleg), Lundberg (Ja); **3-MILE**—Cranaham (Pl) 14:05.8, Sekerka (BM), Morgan (JCC), Hammit (Lane), Smith (HF), Foster (CA); **6-MILE**—Kulikowski (Be) 30:31.7, Koehn (Hu), Pinocci (O), McCool (Be), Prevatt (SF), Rizzo (Mac); **120-HH**—Robinson (MDS) 14.0, Romes (LC), Roland (EO), Reeves (FV), West (EO), Kilgore (GR); **440-H**—Rambo (MDS) 51.6, Roland (EO), Haley (LL), Pierce (Es), Ashfor (LL), Huff (Sn).

HJ—Underwood (Gle) 7-0, Jones (MDS), Williams (Mes), Tate (LC), Barnes (Florid), Record (Pe); **LJ**—Hamilton (JS) 24-11½, Beasley (Br), Lewis (SP), Robinson (Florid), Bryant (O), Zuger (NW); **PV**—Herman (Mes) 15-6, Andrew (Mes), Borcherdig (Mer), Haynie (CA), Engeland (Hu), Davis (SWO); **SP**—Wright (T) 53-6, Hill (CO), Stone (Ha), Green (CA), Weeks (Mes), Schomer (Mac); **DISC**—Whitaker (Mes) 177-5, Hardin (NM), Johnson (Fa), Aguayo (Mes), Weeks (Mes), O'Brian (I); **JAV**—Norris (AC) 239-0, Maryanski (Lane), McIntosh (Man), Daniels (Lane), Marz (GC), Johnson (Ch); **TJ**—Taylor (FP) 51-5½, Brown (LC), Fairfax (FV), Hamilton (JS), Beasley (Br), Robinson (Florid).

RELAYS—440—New Mexico 41.2, Lake City, Essex County, Eastern Okla., Cuyahoga, Phoenix; **MILE**—Essex County 3:09.3, Cuyahoga, New Mexico, Eastern Okla., Lake City, DuPage.

No Individual Champions, But CCSF's Depth Is Enough For California Title

By **BOB COVEY**
Track Coach, Bakersfield College

City College of San Francisco did not win an event, but the Rams proved the dopesters right with a hard-fought team triumph at the 1973 California Junior College Track championships May 26 in Bakersfield.

Coach Lou Vasquez' team rolled up 45 points to annex its first state track championship since 1958, also under Vasquez. CCSF edged Los Angeles City and Bakersfield for the title as 4,500 spectators watched in Bakersfield's Memorial Stadium. Forty-three colleges competed.

All but eight of CCSF's points came on the track, as the Rams recorded three seconds, three thirds, one fifth and one sixth.

Three meet records were set. Grossmont's Ed Mendoza ran away with the three-mile in 13:46.5. Bill Haynie of San Diego Mesa clipped a tenth off the 440 hurdle mark with his 52.4, and American River's Pat Phelan won the steeplechase in the inaugural running of this event in 9:15.3.

Karl Farmer of Los Angeles Southwest was named the meet's outstanding athlete, winning the 440 in 46.8 and running a strong mile relay anchor.

California JC Championships

SCORING—San Francisco 45. Los Angeles City 36. Bakersfield 29. Mount San Antonio 26. Foothill 24. Grossmont 24. San Diego Mesa 21. Laney 20. Chabot 20. San Diego City 18. Modesto 17. Long Beach 14. L. A. Southwest 13. Fullerton 12. West Los Angeles 12. Cypress 12. Fresno 10. San Joaquin Delta 10. Diablo Valley 10. San Mateo 10. West Valley 10. Citrus 8. San Jose 8. Compton 8. Contra Costa 7. East Los Angeles 7. Pasadena 7. Sacramento 6. Chaffey 6. Canyons 6. Skyline 6. Merced 6. Porterville 4. El Camino 4. Redwoods 4. Moorpark 4. American River 4. De Anza 4. Sequoias 4. West Hills 2. Harbor 2. Pierce 2. Mira Costa 1. Others: Desert, Orange Coast, Palomar, Santa Ana.

100—Ross (LAC) 9.7, Johnson (WLA), Wilder (SF), Jackson (Moo), Strong (Pas), Watson (CC); 220—Thomas (LAC) 21.2, Wilder (SF), Jenkins (MSA), Ross (LAC), Watson (CC), Everage (LAS); 440—Farmer (LAS) 46.8, Tyler (SDC), Washington (SF), Cooper (SJ), Alexander (Chaf), Berry (LAC); 880—Robinson (Lan) 1:51.5, Morgan (SF), Hockenberry (Ca), Bryan (AR), Boan (B), Foster (B); MILE—Buenrostro (SJC) 4:07.5, Walker (Ci), Lux (G), Robinson (WLA), Hayes (Lan), Gonzales (ELA); 3-MILE—Mendoza (G) 13:46.5, Hall (Fr), Lux (G), Van Dine (SM), Dulaney (H), Rodriguez (EC); 120-HH—Mosley (B) 14.3, Foster (Fo), Royal (LB), Harris (Pas), Ligons (Chab), Alexander (Fr); 440-H—Haynie (SDM) 52.4, Tolbert (Com), Wyatt (Sk), Roesky (DA), Fields (SF), Edson (Pas); 3000-M STEEPLE (non-scoring)—Phelan (AR) 9:15.3, Large (SA), Wester (Pal), Chamness (Fo), Immethun (Lan), Boyet (Sac).

HJ—Johnson (Mod) 6-10 $\frac{1}{4}$, Miles (LB), Miller (DV), Mackey (SJ), tie Madau (Fu) and Gordon (Fu); LJ—Shaw (SDC) 23-9 $\frac{1}{2}$, Davis (SF), Moreno (ELA), Carter (MSA), Smith (WH), Carter (EC); PV—Ripley (Cy) 16-0, Sandoval (MSA), Kearns (Mod), Daniels Aldrich (Se), Drew (Pi), Juarez (MC); SP—Adams (SDM) 54-11 $\frac{1}{2}$, Moretti (Fu), Daniels (Sac), Miller (R), Ott (EC), Boyd (Fr); DISC—Gardner (Chab) 168-0, Cowl (Chab), Frankewich (Me), Kirkham (DV), Vitters (Cy), Covarrubias (Fu); JAV (non-scoring)—Gorman (Fu) 230-6, Goldie (Chaf), Russel (Ci), Putnam (Des), Ciavelli (OC), Jarvis (Ci); TJ—Krebs (Fo) 49-3, Triplett (WV), Porter (Fo), Reed (CC), Baldwin (G), Shaw (SDM).

RELAYS—440—Los Angeles City 40.8, Mt. San Antonio, Bakersfield, Porterville, L. A. Southwest, San Francisco; MILE—Bakersfield 3:12.4, Laney, San Francisco, Chaffey, West Valley, Modesto.

National Junior College Records

Made by competitors attending a two-year college and accepted by the National Joint Junior College Track Records Committee. Claims for National Junior College records should be submitted to Dave Kamanski, Cerritos College, Norwalk, Cal., or George Killian, National Junior College Athletic Association, Hilton Inn, Hutchinson, Kan.

100-yard dash—9.2—Doug Hawken (Glendale CC), 1969.

220-yard dash—20.5—Mike Frey (Mesa CC, Ariz.), 1968.

440-yard dash—46.1—Lee Evans (San Jose CC) Sacramento, Calif., June 11, 1966.

880-yard run—1:48.6—Ray Van Asten (Mt. San Antonio) Walnut, Cal., Apr. 28, 1962.

One-mile run—3:56.1—Neill Duggan (Allan Hancock) San Diego, Calif., June 11, 1966.

Two-mile run—8:52.4—Phil Burkewit (Spokane CC) Spokane, Wash., Apr. 18, 1970.

Three-mile run—13:39.1—Ed Mendoza (Grossmont) Bakersfield, Cal., June 14, 1973.

120-yard high hurdles—13.5—Charles Rich (Los Angeles Southwest) San Diego, Cal., May 22, 1971.

440-yard intermediate hurdles—51.2—Geoffrey Vanderstock (Mt. San Antonio) Walnut, Cal., Apr. 16, 1966.

High Jump—7-1 $\frac{1}{2}$ —Ed Caruthers (Santa Ana) Norwalk, Cal., Apr. 15, 1965; Ray Lisby (Mesa CC, Ariz.), 1971.

Long jump—26-2 $\frac{3}{4}$ —Henry Hines (Sacramento CC) Fresno, Cal., May 10, 1969.

Triple jump—52-4 $\frac{1}{2}$ —Clarence Taylor (Forest Park) Bakersfield, Cal., June 14, 1973.

Pole vault—16-11—Terry Porter (Ranger, Tex., JC) 1972.

Shot put—62-1—Spike Walker (Spokane Falls CC) Spokane, Wash., May 15, 1971.

Discus—187-5—Les Mills (Foothill Col.) Modesto, Calif., May 18, 1963.

Javelin—273-0—Mark Murro (Mesa Comm. Col.) Garden City, Kan., Apr. 9, 1968.

Hammer throw—187-11—Casey Ballway (Fullerton) Fresno, Cal., May 12, 1973.

440-yard relay—40.4—Merritt (Norbert Payton, Henry Stuckey, Larry Glenn, Warren Edmonson) Modesto, Cal., May 24, 1969.

880-yard relay—1:24.1—Merritt (Norbert Payton, Henry Stuckey, Larry Glenn, Warren Edmonson) Cupertino, Cal., Apr. 26, 1969.

One-mile relay—3:08.2—Merritt (Larry Glenn, Henry Stuckey, Warren Edmonson, Lamont Jackson) Cupertino, Cal., Apr. 26, 1969.

Two-mile relay—7:29.3—L.A. Pierce (Biff Newman, Terry Tubbs, Paul Myers, Robert Hansen) Fresno, Cal., May 13, 1967.

Four-mile relay—17:00.4—L.A. Valley (Mark Covert, Bob King, Mike Wagenbach, Jim Estes) Walnut, Cal., Apr. 25, 1969.

Sprint medley relay—3:19.7—Essex County (Lawrence Brown, Alfred Daley, Horace Tuitt, Ainsley Armstrong) Gainesville, Fla., Mar. 30, 1973.

Distance medley relay—9:51.0—L.A. Valley Col. (David Sanchez, Mark Kennedy, John Loomis, David Babiracki) Fresno, Cal., May 13, 1972.

480-yard shuttle hurdle relay (low, high, low, high)—53.7—Mt. San Antonio (Bob Seagren, Geoffrey Vanderstock, Bruce Johnson, Don Shy) Walnut, Calif., Apr. 23, 1965.

480-yard high hurdle shuttle relay—59.1—Fullerton Col. (Jeff Schrecengost, John Stroot, Bryan Poland, Warm Kinsman) Bakersfield, Cal., Apr. 22, 1972.

HIGH SCHOOL SECTION

1973 High School Honor Roll

Compiled by **WILLIAM W. RUSSELL**
Commissioner, California Interscholastic Federation

Performances made by eligible high school athletes whose schools are members of their State High School Athletic Association; performances made in interscholastic competition at a meeting involving five or more schools; winning performances in races without wind assistance.

100-YARD DASH	
Name, School	Best Mark
Suggs, Tarboro, N.C.	9.3
Edmond, Ball, Galveston, Tex.	9.4
Franco, Hartford, Conn.	9.4
Johnson, So. Terrebonne Bourge, La.	9.4
White, Westside, Gary, Ind.	9.4
Boykin, LaGrange, Ga.	9.5
Burge, Dunbar, Dayton, O.	9.5
Parker, Clovis, N.M.	9.5
Patterson, Hobbs, N.M.	9.5
Releford, Dobyns-Bennett, Tenn.	9.5
Triplett, Scott, Toledo, O.	9.5
Whitaker, Wilson, San Francisco, Cal.	9.5

220-YARD DASH	
Name, School	Best Mark
McFarland, Parker, Chicago, Ill.	20.9
Jones, Saginaw, Mich.	21.1
Suggs, Tarboro, N.C.	21.1
Edwards, Santa Ana, Cal.	21.2
Hoagland, Somerville, N.J.	21.2

440-YARD DASH	
Name, School	Best Mark
Whitaker, Wilson, San Fran., Cal.	47.0
Clayborn, Trimble, Ft. Worth, Tex.	47.4
Kinney, Jones, Houston, Tex.	47.4
Collins, Eurlerson, Tex.	47.5
Crenshaw, Roosevelt, Dallas, Tex.	47.5
Deckard, McClymonds, Oakland, Cal.	47.6
Andrews, West, Bakersfield, Cal.	48.0
DeLor, Saginaw, Mich.	48.0

880-YARD RUN	
Name, School	Best Mark
Belger, Mephan, Bellmore, N.Y.	1:50.4
White, Thornton, Harvey, Ill.	1:51.0
Crenshaw, Roosevelt, Dallas, Tex.	1:51.1
Reinhart, Lincoln, Sioux Falls, S.D.	1:51.2
Beck, Santa Monica, Cal.	1:51.5
Masback, White Plains, N.Y.	1:51.7
Lopez, Alhambra, Cal.	1:52.4
Bolt, Grissom, Huntsville, Ala.	1:52.5
Norelli, Emmaus, Pa.	1:52.7
Garner, University, Memphis, Tenn.	1:52.9
Johnson, Malabar, Mansfield, O.	1:52.9

MILE RUN	
Name, School	Best Mark
Reinhart, Sioux Falls, S.D.	4:07.9
Bolt, Grissom, Huntsville, Ala.	4:08.1
Williams, Lompoc, Cal.	4:08.4

MILE RUN, cont.	
Name, School	Best Mark
Elder, Haddon Township, N.J.	4:10.2
O'Brien, Bellflower, Cal.	4:10.2
Sandrige, Parkdale, Md.	4:10.3
Brewster, Rogers, Puyallup, Wash.	4:10.4
Fritz, Glenbard W., Glen Ellyn, Ill.	4:11.4
Gilmore, Lompoc, Cal.	4:11.4
Kimball, DeLaSalle, Concord, Cal.	4:12.0

TWO-MILE RUN	
Name, School	Best Mark
Virgin, Lebanon, Ill.	8:42.6
Williams, Lompoc, Cal.	8:54.8
Braun, Shoreline, Seattle, Wash.	8:58.1
Kimball, DeLaSalle, Concord, Cal.	9:01.3
Alitz, Highland Falls, N.Y.	9:02.3
Conheeny, Catholic, Paramus, N.J.	9:04.3
Fulton, Benson, Portland, Ore.	9:04.6
Beck, Santa Monica, Cal.	9:05.4
MacKay, Pascaek Hills, N.J.	9:05.5
Johnson, Mason City, Ia.	9:06.3

120-YARD HIGH HURDLES	
Name, School	Best Mark
Andrews, West, Bakersfield, Cal.	13.6
Blackshear, Metuchin, N.J.	13.7
Johnson, Pasadena, Cal.	13.8
Bunting, Neptune, N.J.	13.9
Dahlberg, Castle Rock, Colo.	13.9
Jackson, So. Oak Cliff, Dallas, Tex.	13.9
Mitchell, Wayne, Fort Wayne, Ind.	13.9
Myatt, Plainfield, N.J.	13.9

180-YARD LOW HURDLES	
Name, School	Best Mark
Jeffrey, Los Angeles, Cal.	18.4
Baptiste, Pasadena, Cal.	18.7
Andrews, West, Bakersfield, Cal.	18.8
Parmer, Lemoore, Cal.	18.8

330-YARD INTERMEDIATE HURDLES	
Name, School	Best Mark
McPhail, Jones, Houston, Tex.	37.3
Ray, Ball, Galveston, Tex.	37.4
Blessing, Hillcrest, Dallas, Tex.	37.5
Gainey, Monahans, Tex.	37.5
Schliff, W. Branch, Chesapeake, Va.	37.5
Barnes, Washington, New Orleans, La.	37.8
Chris, Medford, Ore.	38.3
Lawrence, Hammond, La.	38.3
Bowlsby, Astoria, Ore.	39.0
Andrade, Sacramento, Cal.	39.0

POLE VAULT	
Name, School	Best Mark
Curran, Crespi, N. Hollywood, Cal.	16-2 $\frac{3}{4}$
Scales, Lawrence, Kan.	16-0
Smart, Liberty, Tex.	16-0
Scott, East, Madison, Wis.	15-8 $\frac{3}{4}$
Glackman, Tecumseh, Lynnve, Ind.	15-7 $\frac{3}{4}$
Rogers, Paschal, Fort Worth, Tex.	15-6 $\frac{3}{4}$
Hintz, Buchser, Santa Clara, Cal.	15-6 $\frac{1}{2}$
Rolle, Winter Park, Fla.	15-3 $\frac{3}{4}$
Fields, Greenville, O.	15-2
Johnson, Minot, N.D.	15-2
Smart, Liberty, Tex.	15-2

HIGH JUMP	
Name, School	Best Mark
Raver, Marshall, Rochester, Minn.	7- 1
Craig, Smithville, Mo.	6-10 $\frac{1}{2}$
Moore, Junction City, Kan.	6-10 $\frac{1}{2}$
Donahue, Palos Verdes Estates, Cal.	6-10 $\frac{1}{4}$
Fries, San Bernardino, Cal.	6-10 $\frac{1}{4}$
Guinn, North, Shawnee Mis'n, Kan.	6-10 $\frac{1}{4}$
Burris, Whitehall, Columbus, O.	6-10
Ridge, Merced, Cal.	6-10

LONG JUMP	
Name, School	Best Mark
Hammond, Compton, Cal.	25- 6 $\frac{1}{4}$
Herrndon, El Cajon, Cal.	25- 4 $\frac{1}{2}$
Hardeman, Edison, Fresno, Cal.	25- 2 $\frac{3}{4}$
Cleghorn, Berkeley, Cal.	25- 1 $\frac{3}{4}$
Spillame, Palos Verdes, Cal.	24-10
Mitchell, Bryan, Tex.	24- 9
Davis, Northeast, Atlanta, Ga.	24- 5 $\frac{1}{2}$
Clough, Jefferson, Lafayette, Ind.	24- 3 $\frac{1}{4}$
Clutter, Tecumseh, Lynnville, Ind.	24- 1 $\frac{1}{2}$
Stack, Mesquite, Tex.	24- 1 $\frac{1}{2}$

TRIPLE JUMP	
Name, School	Best Mark
White, Harrison, Colo. Spgs., Colo.	51- 3 $\frac{1}{4}$
Tucker, Washington, Fresno, Cal.	49- 9
Banks, Oceanide, Cal.	49- 7 $\frac{1}{4}$
Andrews, West, Bakersfield, Cal.	49- 4 $\frac{3}{4}$
McCarthy, Cupertino, Cal.	48-11 $\frac{1}{2}$
Livers, Norristown, Pa.	48-10
Williams, Hoover, Fresno, Cal.	48- 4 $\frac{3}{4}$
Harrrel, Edison, Cal.	48- 3
Thorp, Cupertino, Cal.	48- 2 $\frac{1}{2}$
Wells, Balboa, San Francisco, Cal.	48- 1 $\frac{1}{4}$

SHOT PUT	
Name, School	Best Mark
Doupe, Inglewood, Cal.	67- 8 $\frac{1}{4}$
Niedhard, Newport Harbor, Cal.	67- 5 $\frac{3}{4}$
Shelton, Foothill, Bakersfield, Cal.	65- 2 $\frac{1}{2}$
Watson, Morris Knolls, N.J.	63- 5
Weiss, Ballard, Seattle, Wash.	63- 1 $\frac{1}{2}$
Vincent, Memorial, Madison, Wis.	62- 4 $\frac{3}{4}$
Ringwall, Carteret, N.J.	62- 3
Klotzer, Union, N.J.	62- 2
Pulikowski, Maywood, Ill.	62- 2
Trick, Stevens, Rapid City, S.D.	61-11 $\frac{1}{2}$

DISCUS	
Name, School	Best Mark
Shelton, Foothill, Bakersfield, Cal.	195- 5
Hickson, Leland, San Jose, Cal.	194- 2
Fruguglietti, Albany, Cal.	194- 0

DISCUS, cont.	
Name, School	Best Mark
McNaughton, McLane, Fresno, Cal.	189- 3
Burton, Vacaville, Cal.	188-10
Doupe, Inglewood, Cal.	186- 0
Brown, Raines, Jacksonville, Fla.	185- 7
Farmer, Killeen, Tex.	185- 3
Voorhees, Tulelake, Cal.	185- 0
Treich, Stevens, Rapid City, S.D.	184- 9
Genther, Broadville Hts. O.	184- 1


JAVELIN	
Name, School	Best Mark
Wilcox, Holy Cross, N.O., La.	229- 1
Krby, Catholic, Essex, N.J.	225- 4
Blythe, Uniontown, Kan.	224-10
Kaiser, Mt. Angel, Benedict, Ore.	224- 9
Held, Carrington, N.D.	224- 0

440-YARD RELAY	
Name, School	Best Mark
Wilson HS, San Francisco, Cal.	41.0
Ball HS, Galveston, Tex.	41.2
Estacado HS, Lubbock, Tex.	41.3
Greenville HS, Tex.	41.5
Hammond HS, La.	41.5
So. Terrebonne Bourge HS, La.	41.5
Kennedy HS, Richmond, Cal.	41.7
Lincoln HS, San Diego, Cal.	41.7
Compton HS, Cal.	42.0
Centennial HS, Compton, Cal.	42.0

880-YARD RELAY	
Name, School	Best Mark
Jackson HS, Miami, Fla.	1:26.4
Hammond HS, La.	1:26.5
Somerville HS, N.J.	1:26.5
So. Terrebonne Bourge HS, La.	1:26.5
Charlton-Pollard HS, Beaum't, Tex.	1:26.9
Westside HS, Gary, Ind.	1:27.2
Haines City HS, Fla.	1:27.2
Ball HS, Galveston, Tex.	1:27.3
Hobbs HS, N.M.	1:27.3
Lincoln HS, N.J.	1:27.3

MILE RELAY	
Name, School	Best Mark
Roosevelt HS, Dallas, Tex.	3:15.2
Mt. Pleasant HS, Tex.	3:16.5
Snyder HS, N.J.	3:16.6
Jones HS, Houston, Tex.	3:17.2
Raines HS, Jacksonville, Fla.	3:17.2
Westside HS, Gary, Ind.	3:17.3
Morristown HS, N.J.	3:17.3
Cordova HS, Cal.	3:17.4
Thornton HS, Harvey, Ill.	3:17.7
Landry HS, New Orleans, La.	3:17.7

SPRINT MEDLEY RELAY	
Name, School	Best Mark
Lincoln HS, Sioux Falls, S.D.	3:28.4
Toms River South HS, N.J.	3:29.1
Roosevelt HS, Dallas, Tex.	3:29.6
Sioux City East HS, Iowa	3:31.4
Sterling HS, Houston, Tex.	3:31.6
Lanier HS, Austin, Tex.	3:31.7
Carlsbad HS, N.M.	3:31.8
Dickinson HS, N.J.	3:31.9
Jones HS, Houston, Tex.	3:32.0
Des Moines West HS, Ia.	3:34.3



TEXAS' MEMORIAL STADIUM
Site of the 1974
National Collegiate Championships