


1975



Charles Foster
N. C. Central

Official COLLEGIATE

TRACK and FIELD *Guide*



ON THE COVER: North Carolina Central senior high hurdler Charles Foster, who won the 1974 NCAA title in 13.3, equaling his personal best performance. The title was one of four national championships he won in 1974, and he capped his year by winning 12 of 13 races in international competition in Europe last summer. Beginning his hurdling career as a high school sophomore in Gaffney, S.C., Foster was a three-time national champ (at both high and low hurdles) and an all-conference football player as a prep before enrolling at the Durham campus under Dr. Leroy Walker. A therapeutic recreation major, Foster hopes to make a career of either his academic major or in coaching track at the university level.


PUBLISHED ANNUALLY by The National Collegiate Athletic Association, Alan J. Chapman, Rice University Professor of Mechanics and Aerospace Engineering, *President*; Richard P. Koenig, Valparaiso University Vice President for Public and Alumni Affairs, *Secretary-Treasurer*; Walter Byers, *Executive Director*.

EDITORIAL AND SALES OFFICES: NCAA Publishing Service, P.O. Box 1906, Shawnee Mission, Kan. 66222. (913-384-3220). Ted C. Tow, *Director*; Marie Montana, *Assistant Director*; Maxine Alejos, *Circulation Manager*; Jonathan Clark, *General Editor*; Gene Jacobs, *Publications Editor*; Wally Renfro, *Publications Editor*.

NCAA EXECUTIVE AND ADMINISTRATIVE OFFICES: U.S. Highway 50 and Nall Ave., P.O. Box 1906, Shawnee Mission, Kan. 66222 (913-384-3220). Walter Byers, *Executive Director*; Warren S. Brown, *Assistant Executive Director*; Thomas C. Hansen, *Assistant Executive Director*; Thomas W. Jernstedt, *Assistant Executive Director*; Louis J. Spry, *Controller*; James H. Wilkinson, *Assistant Executive Director*; David Berst, *Executive Assistant*; Dave Cawood, *Director of Public Relations*; Dave R. Daniel, *Editor, NCAA News*; Doug Dunlop, *Executive Assistant*; Marjorie Fieber, *Business Manager*; Grayle W. Howlett, *Promotion Director*; William B. Hunt, *Executive Assistant*; Ralph McFillen, *Assistant Director of Events*; Jerry Miles, *Director of Events*; Dennis Poppe, *Assistant Director of Events*; Fannie Vaughan, *Administrative Assistant*; Shirley Whitacre, *Administrative Assistant*.

STATISTICS AND SCHEDULES: National Collegiate Sports Services, 420 Lexington Ave., New York, N.Y. 10017 (212-725-5910). Jack Waters, *Director*; Jim Van Valkenburg, *Associate Director*; Steve Boda, *Research Director*; Chris Erles, Jerry Klein and Jules Winn, *Research-Compilations*; Ron Schwartz, *News Film Director*.

ADDRESS ALL CORRESPONDENCE to The Editorial and Sales offices, including requests for written permission to reprint any material appearing in this book.



PILOT TO GROUND CONTROL . . .—Bearing a strong resemblance to a 747 that has overshot its runway, Southern Illinois triple jumper Phil Robins looks for a landing spot as he soars through the air in windy 53-1/4 leap at Kansas Relays.

NATIONAL PREVIEW-REVIEW

South's First Track Win In 41 Years Could See Repeat Performance In '75

By **DICK MOORE**

Sportswriter, The Fort Worth Star-Telegram

A way down South in the Land of Cotton, the National Collegiate Track and Field Championship pennant flutters in the breeze for the first time in 41 years.

Many a bale of cotton has been lifted between 1933 when Louisiana State wrapped up an NCAA title in Chicago and last June when Tennessee ended UCLA's three-year reign at University of Texas Memorial Stadium.

Graduation bit deeply into champion Tennessee's ranks. Gone are two-time national steeplechase winner Doug Brown, last year's half-mile victor Willie Thomas and quarter-mile runnerup Darwin Bond.

Still, coach Stan Huntsman is optimistic over being the first "outside" team since Kansas to keep the title from the Pac-8 powers two years in succession. Kansas achieved back-to-back victories in 1959 and 1960.

"AT THIS STAGE WE'RE STRONG. But it would be nice," smiles Huntsman, "to find another Reggie Jones on the squad."

Jones was rather sensational as a freshman in his NCAA debut, providing 19½ points to Tennessee's championship cause by winning the 100, missing a sprint double by a half-step in the 220 and running on the third-place 440 relay team. For this, the Track and Field Writers honored him as the "Meet's Outstanding Performer."

Huntsman puts the finger on UCLA, Brigham Young and Oregon as those likely to dethrone him.

"UCLA has talent and depth. BYU will be back in there. Oregon should be tough although their distance men flaked out last year."

Dr. L. T. Walker, whose North Carolina Central team finished a surprising fourth last year with 35 points behind third-place BYU's 41, strings along with Tennessee.

Dick Moore's interest in track and field goes back to many years before the 25-year veteran of the Fort Worth Star-Telegram sports staff began covering meets for his newspaper.



Vacations in the Moore family always coincided with the dates and site of the National Collegiate Track Championships for that year.

He began working the meet on assignment from his employer in 1956. He's covered every Olympic Trial meet since 1948 and has witnessed three Olympics.

Moore, a graduate of TCU and Texas, is currently serving as president of the Track and Field Writers' Association.

"THEY HAVE so much depth. They will be tough as before. UCLA and USC will also be strong. I see no real challenge from the East. My team? How do you replace a Larry Black?" he asks.

Kansas coach Bob Timmons sees another scramble among Tennessee, UCLA, USC, Oregon and possibly Texas-El Paso.

"Oregon was down last

year. But they won't stay down. UTEP will be strong if they go out and get some world-caliber performers," added Timmons.

Both Huntsman and Timmons touched on the expected accelerated recruiting of older foreign athletes now that the gates are down.

"The recruiting of 25, 26 and 27-year-old foreign athletes will be unbelievable," predicts Huntsman.

"Some team that is only average now could go out and recruit the world's best runners and field men and be right in the championship picture next June," foresees Timmons.

IRONICALLY, THE 1975 CHAMPIONSHIPS will be staged on the picturesque campus of Brigham Young, one of the strongholds for foreign athletes.

Collegiate coaches still vividly recall the crowd enthusiasm, warm hospitality and delicious food at the 1967 meet at BYU.

A lightning-fast track that year produced a world record of 38.6 by Southern Cal's 440 relay team and a 9.1 100 by Charlie Greene of Nebraska.

The 1975 championship meet will bring back 11 individual champions including BYU's own Paul Cummings in the mile.

Others are sophomores Jerry Herndon of UCLA in the long jump, Charlton Ehizuelen of Illinois in the triple jump and Jones in the 100; juniors John Ngeno of Washington State in the six-mile, Paul Geis of Oregon in the three-mile and James Gilkes of Fisk in the 220, and seniors Pete Farmer of UTEP in the hammer, Jesse Stuart of Western Kentucky in the shot, Charles Foster of North Carolina Central in the high hurdles and Randy Smith of Kansas in the high jump.

IN ADDITION, TWO 1973 WINNERS who were slowed by injuries—shot putter Hans Høglund of UTEP and 440 hurdler Robert Primeaux of Texas—are back for their senior years.

Tennessee will have solid scoring potential from Jones; SEC high jump champion Mark Branch; Ron Addison, who chased teammate Brown home in the steeplechase; javelin thrower Danny Martin; John Johnson, high hurdles semifinalist; Bob Bentz, three-mile finalist, and putter Tom Stock.

Top newcomers include javelin thrower Mike Matter, a Pennsylvanian with the best distance of any schoolboy in the nation, as well as the top prep triple jumper in Paul Jordan and discus thrower Scott Genter.

One thing for sure, "4" was not a winning number for UCLA in 1974. Although the Bruins scored four more points than in 1973, they lost to Tennessee by four points (60-56) and their bid for a fourth straight NCAA team title. They also lost by four (134½-130½) to Southern Cal in the Pac-8 championship.

"I **HONESTLY BELIEVE WE'LL HAVE** a better team than last year," says UCLA coach Jim Bush, "because we are filling our weak spots with such talented newcomers. Also, our proven young veterans should be much better."

UCLA will have seven point winners from the NCAA meet—long jump champion Herndon, third-placer Rory Kotinek in the high jump, fourth-placers Ron Mooers in the pole vault and Gordon Innes in the steeplechase and fifth-placer Clarence Taylor in the triple jump.

And the Bruins will be after a seventh straight mile relay title with two members back in Lynnsey Guerrero and the great Benny Brown.

Southern Cal, winner or sharer of 25 national championships, should improve upon its tie for seventh place. However, the only returning NCAA point-maker is Olympic champion Randy Williams, second in the long jump.

High hurdler Ogie Williams, sprinter Mike Shavers and 440 hurdler Tom

Andrews all made the semifinals last year. The Trojans' strongest events should be the long jump, both hurdles races and the quarter mile.

The Troys have everyone back from their fourth-place mile relay team—Trevor Campbell, Ken Randle, Greg Jones and Claude Brown.

Cummings, who led all the way in his surprising mile victory, spearheads BYU's bid for a first undisputed NCAA crown. BYU shared it in 1970.

Among the Cougars' returning point producers are fourth-placers Bengt Gustafsson in the javelin and Kenth Cardenkrans in the discus and fifth-placer Anders Arrhenius in the shot.

TEXAS-EL PASO IS ANOTHER WESTERN Athletic Conference track power. Heading the Miners' returnees—UTEP finished sixth—are gold medalist Farmer in the hammer, silver medalist Wilson Waigwa in the mile and bronze medalist Høglund in the shot. Larry Brown took sixth in three-mile.

Coach Ted Banks' brightest newcomers are weightman Hans Almstrom from Sweden (66-8 and 184-0), high jumper Greg Joy from Canada (7-1½) and 440 hurdler Joseph Gichongeri from Kenya (51.0).

Oregon State, which finished a point ahead of UTEP with 26 points, builds its 1975 hopes around high jumpers Tom Woods and Mike Fleer. Others in the Beaver camp are sprinter Yaw Atuahene and triple jumper Steve Rimm, and newcomers include Rich Kimball, who led preppers in 1974 with a 4:06.2 mile.

Graduation wiped out three-fourth of Kansas' national championship 440 relay team, but coach Timmons feels he will be competitive in the mile relay due to the addition of Randy Benson and schoolboy Clifford Wiley, winner of the Golden West 440. Timmons looks for times under 3:06.

NCAA HIGH JUMP WINNER SMITH will be joined by 7-2 jumper Keith Guinn, coming back from a knee operation. Big Eight steeplechase winner Kent McDonald, and long jumpers Theo Hamilton and Danny Seay. A top newcomer is pole vaulter Ralph Haynie, who set a jaycee record of 17-¾.

Bill Dellinger's first venture as a head coach in an NCAA meet was a nightmare. Oregon, a second-place finisher with 31 points in 1973, managed only 10 points from Geis' three-mile victory.

Dellinger will rebuild from Geis (3:58, 8:24.8, 12:55.8), decathlon performer Craig Brigham, half-miler Steve Bence (1:48.2), javelinist Jeff Carter (253-2), milers Mark Feig (3:58.5) and Scott Daggatt (3:59.6), vaulter Judd Eddy, discus thrower David Voorhees, steeplechaser Tom McChesney and distance runners Terry Williams and David Taylor.

Washington State expects good performances from six-mile winner John Ngeno and Pac-8 champions Kip Ngeno in the high hurdles and Gary Minor in the 220. Other top returnees are sprinter Tim Geisa, half-miler Dale Scott and seven-foot jumpers Bob Niehl, Lee Braach and Al Darneille.

THREE NEWCOMERS FIGURE TO BRIGHTEN Stanford's picture. They are Golden West long jump winner James Lofton, jaycee pole vaulter Robert Flint and quarter-miler Alan Sheats.

Few teams can match San Diego State in sprinters with Steve Williams, who has a world record equaling time of 9.9 in the 100 meters and was second in the NCAA 100; Harold Williams (9.2) and fifth, and James Reed. Also around are quarter-miler Don Tyler and hurdler Gary Greene.

Fresno State's big hope is PCAA hammer and shot winner Mike Giroux. Long Beach State boasts PCAA champs in steepler Jim Sweeney and javelin thrower Keith Goldie, plus jaycee quarter-miler Albert Shorts (46.8).

Indiana, winner of the Big 10 outdoor title by an 86-point margin, has an

awesome lineup of talent and will be hard to dislodge in 1975.

Heading Indiana's cast are high hurdlers Phil Stapp and Charlie Jackson, miler Steve Heidenreich, quarter-miler Bill Wallace and Craig Caudill, second in the NCAA 440 hurdles.

Illinois has four outstanding performers. They are Ehizuelin, who set an NCAA triple-jump record; Big 10 mile champion Mike Durkin; weightman Mike Baquette, and sophomore Craig Virgin, who broke almost every schoolboy record in the books but was injury-prone last year.

OHIO STATE HAS BRILLIANT TOM BYERS, who failed to place in the NCAA mile, then bounced back to win the junior 800 and 1,500 titles and capture the USA-Russian junior 1,500.

Michigan expects to improve with Greg Meyer in the steeplechase, Dave Williams in the 880 and Andy Johnson in the 880 or mile.

Sprinter Marshall Dill, who won the conference 100 and 220 titles, headlines the Michigan State team.


Purdue will count on sophomores Harold Vaughn in the long jump and John Mitchell in the sprints and hurdler Alex DiMarzio.

Wisconsin will rely on sprinter Tariq Mughal and distance runners Jim Fleming, Mark Johnson, Tom Schumacher and Dan Lyndgaard.

Southern Illinois will field one of its strongest teams in years with triple jumper Phil Robins, the only collegian to beat Ehizuelin; Bill Hancock in the decathlon, and a recruiting harvest that includes jaycees George Haley in the 440 hurdles and Wilber Hancy in the 440 along with schoolboy Gary Hunter, the Golden West pole vault champion (16-8).

KENT STATE WILL REBUILD WITH Frenchman Bruno Cherrier in the sprints, high jumper Bob Francis and distance man Mike Irmen.

Kansas State will be strongest in the hurdles, middle distances and distances. The Wildcats boast distance runners in Keith Palmer (3:59.2), Jeff Schemmel (3:59.4), Don Akin (4:02.0) and Ted Settle (4:04.5). Also around are half-milers Lennie Harrison (1:49.7) and Jim Hinchliffe



COMEBACK CHAMPION—After an injury-prone 1973 season in which he failed to qualify to defend his 1972 880 title, Tennessee's Willie Thomas has good reason to celebrate his 1974 victory as he nips Keith Francis of Boston College in 1:48.7.

(1:48.3), hurdlers Vance Roland and Bill Kehmeier, high jumper Rick Slifer and javelin thrower Bob Obee (256-10).

Despite the loss of Tony Waldrop, North Carolina should be strong. Leading the Tars will be three-miler Dave Hamilton and miler Tommy Ward.

Manhattan has a good blend of experience with miler Matt Centrowitz (4:02); Tony Colon, a 3:58.8 miler and three-time indoor all-America; half-miler Warren Gordon (1:50); Ken McBryde, who was second in the NCAA triple jump (54-2), and sprinter Jim Nathaniel.

Penn will be strong in the sprints with Hep 100 and 220 champion Mike Seitz back along with Bernie Gansle, Colvin Grannum and Ed James. Not to be overlooked is 440 hurdler Howie Schwab, third in the NCAA.

CORNELL WILL FEATURE SHOT PUTTER Dave Doupe, sixth in the NCAA and winner in the USA-USSR junior meet, and triple jumper Jim Leonard, who has done 51-3. Another top field man is Carl Shields in the hammer.

High jumpers Tim Riley and George Jupin head Pittsburgh's returnees.

Texas will be strong again this year with the return of shot putter Dana LaDuc, fourth in the NCAA; SWC mile winner Paul Craig (3:59.8); Jim McGoldrick in the discus; high-hurdle finalist Nate Robinson (13.6); miler Reed Fischer (3:59.9), and sprinters Marvin Nash and Overton Spence. John Lee will bolster the mile relay team, as will national schoolboy 330-hurdle record holder Bill Blessing, who joins the talented Primeaux in the collegiate intermediate hurdle event.

Texas A&M will be improved with three SWC champions—high hurdler Scottie Jones (13.6), javelin thrower Bill Newton (237-7) and quarter-miler Doug Brodhead (47.0), also second in the SWC 220.

BAYLOR LANDED A PRIZE RECRUIT in Mark Collins, state 440 champion, who should help the Bears' outstanding mile relay team that won 10 straight meets. Collins will have to dislodge someone for the foursome returns intact—Steve Lang, Michael Carter, James Jordan and Tim Son.

TCU welcomes back SWC 100 champion Bill Collins, 440 hurdler Greg Roberts, high hurdler Gary Patterson and quarter-miler Sam McKinney.

Arkansas will lean heavily on distance runners Steve Houk, Randy Melancon and Niall O'Shaughnessy, while Rice has sprinter Zoe Simpson, half-miler Bob Nellums, Buddy Briscoe's discus and hurdler Mike Fulghum.

Clifford Outlin, who upset Reggie Jones in the SEC 100 and has a wind-aided 9.28, heads Auburn's cast. David McKannan set school records in the three and six-mile runs, though only a freshman.

LSU should be stronger with high hurdler Larry Shipp (13.4), who was second in the NCAA, and miler Bob Smith (4:02.3), along with hurdler Allen Misher and sprinter Barney Cobb. Coach Joe May also signed Texas' No. 1 schoolboy sprinter, Greg Edmond.

HIGH JUMPER WARREN SHANKLIN returns at Northeast Louisiana.

Marshall Smith, who swept the discus titles on the Midlands relay circuit and was third in the NCAA, tops Colorado State's veterans.

Michael Solomon, the 1974 WAC champion in the 440 and 600, is the best of the returnees at New Mexico. Long jumper Robert Nance (25-4), hurdler Mal Powers (14.1 and 51.6) and distance runners John Allison and Blair Johnson will lend depth.

A recruiting violation penalty that prohibits Arizona from signing anyone for two years will leave the Cats depending on sprinters Larry Brown and Wardell Gilbreath, WAC six-mile champion Ed Mendoza and Ed Arriola in the mile and 880.



SLEEP-RUNNERS—The national 440-yard dash final hardly seems like the place for a quick snooze, but that's what Tennessee's Darwin Bond (left) and Northeast Missouri's Larance Jones appear to be doing as they hit the tape in race won by Jones.

NATIONAL COLLEGIATE CHAMPIONSHIPS

Tennessee Halts Bruin Track Dynasty With A Little Help From Its Friends

By **DON PIERSEN**

Sportswriter, The Chicago Tribune

A bunch of midwesterners from Tennessee got a little help from Nigeria and New York City to dethrone a UCLA dynasty deep in the heart of Texas.

It sounds like a poker game in the United Nations, but it was the 53rd National Collegiate Track and Field Championships.

With the competition as hot as the weather, the race for the team title went to the final event—the triple jump—before Tennessee's Volunteers ended UCLA's three-year stranglehold by four points, 60 to 56.

"We wanted to win," said the Vols' Willie Thomas, who won the half mile. "But we knew UCLA wanted to win, too. We knew they weren't going to give us the title, so we knew the only way we'd get it was to go out and take it. And that's what we did."

INDEED, IT WAS THAT WAY on the track as Reggie Jones won the 100 and was second in the 220; Doug Brown and Ron Addison ran 1-2 in the steeplechase; Thomas won the 880; Darwin Bond was second in the 440, and Greer Radcliff, Jones, Jon Young and Bond placed third in the 440 relay.

But things weren't so orange-colored in the field, where Tennessee was shut out as UCLA's Jerry Herndon won the long jump and the Bruins picked up points in the high jump, discus and pole vault. When a UCLA foursome made it six mile-relay titles in a row, the score was Tennessee 60, UCLA 54, and it all depended on the triple jump.


If UCLA's Clarence Taylor could finish first or second, Tennessee's quest would be in vain. Third would create a tie. Taylor, jumping with an injured knee, clung to third behind Middle Tennessee's Tommy Haynes and Long Beach State's Rayfield Dupree through four rounds.

But Manhattan's Ken McBryde fought a crosswind to take the lead with a 54-1½ jump and Illinois' Charlton Ehizuelen, a freshman from Nigeria, came through with the only meet record of the week—54-8.

TAYLOR FINISHED fifth and Tennessee's happy athletes chased coach Stan Huntsman into the steeplechase water pit.

It was a fitting place to celebrate, because the 1-2 finish by Brown and Addison in Saturday's first run-

Don Pierson has been writing about track and field for nearly half of his 30 years. He was hooked on the sport when his high school coach left the relay lineups to him.



He wrote about it at Ohio State, where he became the first journalism student ever to request the cross country beat. He has been covering it for the Chicago Tribune since 1967.

Pierson's primary assignment is football. He has written a book on the history of football at the University of Southern California. He's covered tennis, baseball and basketball.

But if he had his choice, he would be "sitting at a finish line somewhere with a stop watch."

ning event seemed to provide the momentum the Vols needed to capture their first track title.

For the first time ever outdoors, professional athletes competed under new NCAA rules allowing a pro in one sport to remain an amateur in another. Larence Jones of Northeast Missouri, who had signed a football contract, repeated his indoor victory by winning the 440-yard dash. UCLA's Roger Freberg, another pro grinder-to-be, placed second in the discus.

Tennessee won without a foreign athlete on its squad, a feat of no small proportion since foreigners scored 25 per cent of the meet's points. Brigham Young, third with 41 points, got 31 from foreigners.

SWEDEN LED THE PARADE OF FOREIGN countries with 33 points and it was a Swede from Brigham Young who got things started by winning the declathon on Tuesday and Wednesday. Runald Backman scored 7,784 points on two humid nights to beat Fresno State's Roger George by 35 points.

Australia's Peter Farmer of Texas-El Paso set an Australian record of 230-6 in winning the hammer throw as the first defending champion fell in Friday's first event. Kent State's Jacques Accambray was fifth.

Next up to the victory stand was UCLA's Herndon in the long jump. The 5-7, 135-pound freshman leaped 26-6½ on his first attempt.

North Carolina Central, another pre-meet favorite, got a boost in Friday's first running final when Charles Foster edged LSU's Larry Shipp by a tenth of a second, 13:35 to 13:45, in the high hurdles.

Moments later Tennessee asserted itself in spectacular fashion. Reggie Jones, a 20-year-old freshman from Saginaw, Mich., beat San Diego State's Steve Williams, who had been vying all spring with ex-Southern Illinois sprinter Ivory Crockett for the title of "World's Fastest Human."

"I JUST WANTED TO SHOW EVERYONE Reggie can run, too," said Jones, who pounded down the Tartan surface in 9.18 seconds with a 10.3 m.p.h. wind. Williams, a notoriously slow starter, closed fast with a 9.20.

Western Kentucky's Jesse Stuart won the shot put at 66-5¼ as defending champion Hans Hoglund of Texas-El Paso was third.

The last event on Friday's schedule—the six-mile run—was delayed an hour because of the heat, but when the race started at 8:45 p.m., it was still above 90 degrees.


Under those conditions it was remarkable that 20 of 29 starters finished the 24-lap grind, won by John Ngeno, a Kenyan from Washington State, in 28:14.6. Defending champion Charlie Maguire of Penn State took a giant lead at the start only to fade after a mile and finish 18th. Dropouts included Boston Marathon winner Neil Cusack of East Tennessee State, 1971 six-mile champion Garry Bjorlund of Minnesota and Tennessee's Doug Brown, who decided he had a better chance in the steeplechase.

HE WAS RIGHT. LEADING ALMOST from the start, the senior from St. Claire Shores, Mich., won in 8:36. Step for step on Brown's shoulder was Addison, a Tennessee soph who added second-place points with an 8:36.8. Brown was the only one of six returning champions to defend his title.

UCLA kept pace in the field, however. Freberg placed an unexpected second to Brigham Young's Zdravko Pecar (Yugoslavia) in the discus.

The Bruins got third and fourth in the pole vault from Francois Tracaneli and Ron Mooers in a 6½-hour competition won at 17-3 by Oregon State's Ed Lipscomb.

Rory Kotinek high jumped 7-2 to get third place for UCLA behind Kansas' Randy Smith and Indiana's Dennis Adama—both also at 7-2.



UPSIDE-DOWN LONG JUMPING—The photo above isn't turned upside down, only the competitor, Washington State's John Delamere, thus far the most successful long jump "flipper," demonstrates the novel technique in NCAA championship action.

Oregon State got another first from Jim Judd in the javelin as the senior set a personal record of 271-3.

The 440-yard relay followed the steeplechase, and Kansas got a brilliant third leg from Mark Lutz to enable the Jayhawks' quartet of Tom Scavuzzo, Eddie Lewis, Lutz and Emmett Edwards to win in 39.54 over Texas Southern and Tennessee. The Vols got a swift second leg from Jones.

The mile run had been ballyhooed as the feature race of the meet because of North Carolina's Tony Waldrop, a senior who had run nine straight sub-four-minute miles earlier in the year. But the 89-degree heat, 66 per cent humidity and 12 m.p.h. wind held the time to 4:01.1. The winner was Brigham Young's Paul Cummings, who collapsed at the finish line and had to be helped up. "I was just hot, that's all," he said. Waldrop finished third in 4:02.3.

Another defending champion abdicated in the 440-yard hurdles as Texas' Robert Primeaux, hindered by injury all season, failed to advance from his qualifying heat. But Penn's Bruce Collins, who won the race in 1972, came back with a victory over N. C. Central's Mel Bassett in 50.30.

In the 440-yard dash, Jones turned back Tennessee's Bond and UCLA's Maxie Parks in a close finish in 45.46.

The half mile brought Tennessee 10 unexpected points, even though win-

ner Thomas was the 1972 champion. The senior from Chicago hadn't even qualified for the 1973 meet and returned in 1974 as a darkhorse at best.

"But I knew if I made the finals I would win," he said. He almost didn't, finishing third in quarterfinals and fourth in semifinals.

That set the stage for the 220-yard dash. Defending champion Marshall Dill of Michigan State and 1972 winner Larry Burton of Purdue had been eliminated and scratches and injuries cut the final to six men.

The talented Jones, voted the meet's outstanding performer, seemed to build an insurmountable lead heading into the stretch before James Gilkes of Fisk University and Guyana blitzed the final 50 yards like he was shot out of a cannon and won in an amazing 19.9 seconds. The wind was slightly illegal at 7.4 m.p.h., but the time equalled the fastest wind-aided 220 ever run on a curve. Jones was second in 20 seconds flat. The race was timed manually because the electronic timers was not turned on.

Oregon's Paul Geis, a native Texan, won the three-mile as expected but in a cautious 13:39. That set up the final running event—the mile relay.

Favored North Carolina Central led going into the anchor lap. Third was UCLA's Parks, who followed teammates Lynnsey Guerrero, Benny Brown and Jerome Walters. Parks blazed a 45.3 and the Bruins had made it six times in a row in the mile relay, this one in 3:06.6.

It only set up the triple jump finish, however, and for the first time since 1970 UCLA had to learn how the other half lives.

TEAM SCORES

Tennessee (Ten) . . .	60	Oregon (Or)	10	Southern Ill. (SI) . . .	4
UCLA	56	Tex. Southern (TexS) . . .	8	Lamar (La)	4
Brigham Young (BY) . . .	41	Manhattan (Man)	8	Auburn (Au)	4
N. C. Central (NCC)	35	Boston Col. (BC)	8	Long Beach St. (LB) . . .	4
Oregon St. (OrS)	26	Fresno St. (FrS)	8	Missouri (Mo)	4
UTex.ElPaso (UTEP)	25	Louisiana Tech (LT)	8	Arizona St. (AriS)	2
Kansas (Ka)	22	Northeastern (Northe)	8	Rice (R)	2
Southern Cal (SC)	22	LSU	8	Pittsburgh (Pi)	2
Washington (Was)	18	California (Cal)	6	Kent State (KeS)	2
Western Ky. (WK)	18	No. Carolina (NCa)	6	American (Am)	2
Indiana (In)	17	Connecticut (Con)	6	Massachusetts (Mas)	2
Colorado (Col)	16	Florida St. (FlaS)	6	TCU	2
Pennsylvania (Pe)	16	UN Reno (UNR)	6	Troy State (TrS)	2
Texas (Tex)	15	SMU	6	Baylor (Ba)	1
Wash'gton St. (WaS)	15	Colorado St. (CoS)	6	Purdue (Pur)	1
San Diego St. (SanD)	12	E. Tennessee St. (ET)	6	Nebraska (Ne)	1
Middle Tenn. (MT)	10	William&Mary (WM)	6	Wichita St. (WiS)	1/2
Illinois (Il)	10	Seton Hall (SH)	6	NE Louisiana (NEL)	1/2
Arizona (Ar)	10	Cornell (Cor)	5		

Also competed—Adelphi (AD), Alabama (AI), Arkansas St. (ArKS), Ashland (As), Bowling Green (BG), Catholic (Cat), Chico St. (ChS), Cincinnati (Ci), Duke (D), Eastern Mich. (EM), Fisk (Fi), Florida (Fla), Harvard (Ha), Holy Cross (HC), Iowa State (IS), Kansas St. (KaS), Maryland (Mar), Miss. State (MS), Navy (Na), Norfolk St. (NS), N. C. State (NCS), North Central (NCe), NE Missouri (NEM), Ohio State (OhS), Okla. State (OKS), Prairie View (PV), Puget Sound (PS), San Jose St. (SJS), South Dakota St. (SoDakS), Stanford (St), Temple (Tem), Texas A&M (TAM), UC Davis (UCS), Utah State (US), Villanova (V), Wisconsin (Wis).

100-YARD DASH

FINAL—1. Jones (Ten) 9.18w, 2. S. Williams (SanD) 9.20, 3. Riddick (NS) 9.36, 4. Outlin (Au) 9.37, 5. H. Williams (SanD) 9.41, 6. Gilkes (Fi) 9.48; *also competed*—Collins (TCU) 9.48, Carpenberg (UTEP) 9.49, Love (In) 9.53.

220-YARD DASH

FINAL—1. Gilkes (Fi) 19.9w, 2. Jones (Ten) 20.0, 3. Gilbreath (Ar) 20.1, 4. Brown (Ar) 20.2, 5. Black (NCC) 20.2, 6. McCullough (AriS) 20.5; *also competed*—Hardware (Ad) did not run, Pough (TexS) did not run.

440-YARD DASH

FINAL—1. Jones (NEM) 45.46, 2. Bond (Ten) 45.63, 3. Parks (UCLA) 45.76, 4. Erickson (SI) 46.19, 5. Oliver (TrS) 46.38, 6. Sang (NCC) 46.48; *also competed*—Sturgal (Tex) 46.77, Brown (UCLA) 49.10.

880-YARD RUN

FINAL—1. Thomas (Ten) 1:48.72, 2. Francis (BC) 1:49.00, 3. Brown (Cal) 1:49.13, 4. Geter (PV) 1:49.20, 5. Ouko (NCC) 1:49.25, 6. Griffith (Tex) 1:49.51; *also competed*—Robinson (Cat) 1:49.57, Kaemerer (Il) 1:52.09.

MILE RUN

FINAL—1. Cummings (BY) 4:01.08, 2. Waigwa (UTEP) 4:01.81, 3. Waldrop (NCa) 4:02.29, 4. McMullen (Mo) 4:02.30, 5. Ebba (OrS) 4:02.43, 6. Heidenreich (In) 4:03.14; *also competed*—Craig (Tex) 4:03.98, Foster (As) 4:03.99, Savage (Man) 4:10.80, Hartnett (V) 4:11.6, Durkin (Il) 4:12.04, Byers (OhS) 4:18.01.

THREE-MILE RUN

FINAL—1. Geis (Or) 13:38.89, 2. Rose (WK) 13:41.38, 3. Martin (WM) 13:41.49, 4. J. Ngeno (WaS) 13:51.89, 5. Peterson (Col) 13:54.41, 6. Bentley (SoDakS) 13:55.69; *also competed*—Tibaduiza (UNR) 14:12.60, Minty (EM) 14:16.10, Mendoza (Ar) 14:36.10, 10. Buckey (Northe) 14:41.98, Wilkins (NCS) 14:42.40, Thomas (Mas) 14:42.8, Macdonald (BG) DNF, Bentz (Ten) DNF.

SIX-MILE RUN

FINAL—1. J. Ngeno (WaS) 28:14.46, 2. Castaneda (Col) 28:18.85, 3. Tibaduiza (UNR) 28:28.23, 4. Mandra (In) 29:08.26, 5. Cohen (Am) 29:10.58, 6. Wallace (UTEP) 29:11.14; *also competed top 14*—Stanley (Ci) 28:26.20, Eden (D) 30:00.10, McCarey (V) 30:19.6, Behnke (NCe) 30:27.4, Rafferty (Pe) 30:34.2, Brown (UTEP) 30:45.2, Murphy (WaS) 30:49.4, Williams (Or) 31:03.2.

120-YARD HIGH HURDLES

FINAL—1. Foster (NCC) 13.35w, 2. Shipp (LSU) 13.45, 3. Smith (FlaS) 13.62, 4. Gipson (La) 13.68, 5. Stubbs (LT) 13.68, 6. K. Ngeno (WaS) 13.71; *also competed*—Jones (TAM) 13.83, Robinson (Tex) 13.92.

440-YARD HURDLES

FINAL—1. Collins (Pe) 50.30, 2. Bassett (NCC) 50.71, 3. Schwab (Pe) 51.41, 4. Caudill (In) 51.57, 5. Greene (SanD) 51.65, 6. Gailey (Ba) 51.98; *also competed*—Thompson (TexS) 52.29, Kehmeier (KaS) DNF.

3000-METER STEEPLECHASE

FINAL—1. Brown (Ten) 8:35.94, 2. Addison (Ten) 8:36.76, 3. Leddy (ET) 8:46.37, 4. Innes (UCLA) 8:46.69, 5. Gillin (Mas) 8:51.00, 6. McDonald (Ka) 8:51.00; *also competed*—Wilson (Mas) 8:54.50, Staynings (WK) 9:03.60, Imren (KeS) 9:08.08, Holmes (Was) 9:10.6, Lohman (CoS) 9:11.2, Brown (ChS) 9:11.20, Johnson (Wis) 9:19.6, Steele (Ten) DNF.

HIGH JUMP

FINAL—1. Smith (Ka) 7-2, 2. Adama (In) 7-2, 3. Kotinek (UCLA) 7-2, 4. Woods (OrS) 7-1, 5. Jankunis (Col) 7-1, 6. tie Shanklin (NEL) 7-1 and Terry (Wis) 7-1; *also competed*—Branch (Ten) 7-1, Embree (Ha) 7-0, Johnson (BY) 7-0, Braach (WaS) 7-0, Schur (Ka) 7-0, Home (Tem) no height.

LONG JUMP

FINAL—1. Hemdron (UCLA) 26-6¼, 2. Williams (SC) 26-4, 3. Smith (LT) 26-3, 4. Haynes (MT) 26-2¼, 5. Rea (Pi) 26-¾, 6. Bolin (Fur) 25-11½; *also competed*—Hamilton (Ka) 25-11¼, Seay (Ka) 25-7¾, Adams (Col) 25-7.

POLE VAULT

FINAL—1. Lipscomb (OrS) 17-3, 2. Taylor (Was) 17-3, 3. Tracanelli (UCLA) 17-0, 4. Mooers (UCLA) 17-0, 5. Pullard (SC) 17-0, 6. Porter (Ka) 16-8; *also competed*—Hess (Arks) 16-8, Bell (Arks) 16-8, Aldrich (FrS) 16-8, Freeman (Fla) 16-8, Rogers (SC) 16-4, Raab (Pe) 16-4, Hamilton (Al) 16-4, Selzer (UCLA) 16-0, Laz (IS) 16-0, Rayford (Ten) no height.

SHOT PUT

FINAL—1. Stuart (WK) 66-5¼, 2. LeDuc (Tex) 65-7½, 3. Hoglund (UTEP) 65-5, 4. Dolegiewicz (Tex) 64-9¼, 5. Arrhenius (BY) 62-3, 6. Doupe (Cor) 61-5¾; *also competed*—Schiler (UCLA) 61-5½, Schmidt (OrS) 59-10½, Marks (OKS) 59-8¾.

DISCUS

FINAL—1. Pecar (BY) 190-2, 2. Freberg (UCLA) 187-0, 3. Smith (CoS) 186-5, 4. Gardenkranz (BY) 183-7, 5. Stadel (R) 183-7, 6. Chambul (Was) 182-6; *also competed*—McGoldrick (Tex) 182-0, Blake (US) 173-10, Zabelski (UTEP) 172-3.

JAVELIN

FINAL—1. Judd (OrS) 271-3, 2. Ewaliko (Was) 254-1, 3. Derwin (SMU) 247-3, 4. Gustafsson (BY) 244-8, 5. Johnson (PS) 241-5, 6. Sorchik (Ne) 240-1; *also competed*—Martin (Ten) 236-5, Bamberg (LT) 229-4, Goldie (LB) 224-3.

HAMMER THROW

FINAL—1. Farmer (UTEP) 230-6, 2. Djerassi (Northe) 205-9, 3. Bessette (Con) 204-3, 4. Shields (Cor) 200-4, 5. Accambray (KeS) 199-0, 6. Ballwey (Was) 190-4; *also competed*—Morrison (HC) 189-3, Giroux (FrS) 187-8, Bregar (Na) 184-2.

TRIPLE JUMP

FINAL—1. Ehizuelen (Il) 54-8, 2. McBryde (Man) 54-1½, 3. Haynes (MT) 53-6¼, 4. Dupree (LB) 53-3¾, 5. Taylor (UCLA) 52-10½, 6. Terry (UCD) 52-4¾; *also competed*—Livers (SJS) 51-3¼, Langelund (BY) 51-2¾, Briggs (WK) 51-¾.

DECATHLON

FINAL—1. Backman (BY) 7,874, 2. George (FrS) 7,839, 3. Sterner (SC) 7,657, 4. Hill (Col) 7,645, 5. Coffman (SC) 7,623, 6. Lythall (BY) 7,514; *also competed*—Hackney (Tex) 7,475, Hancock (SI) 7,405, Weber (BG) 7,140, Kring (St) 7,109, Hamlin (Mar) 7,406, Brigham (Or) 6,737, Gant (MS) 6,693, Albanese (UCLA) DNF.

440-YARD RELAY

FINAL—1. Kansas (Scavuzzo, Lewis, Lutz, Edwards) 39.54, 2. Southern (Sumpter, Pough, Taylor, Armstrong) 39.60, 3. Tennessee (Radcliff, Jones, Young, Bond) 39.69, 4. N. C. Central (Foster, Bassett, Sang, Black) 39.72, 5. TCU (Collins, Peacock, Delancy, Williams) 39.94, 6. Arizona S. (Robinson, McCullogh, Hughes, Williams) 40.04; *also competed*—UTex. El Paso 40.22, Southern Cal 40.23.

MILE RELAY

FINAL—1. UCLA (Guerrero, Brown, Walters, Parks) 3:06.63, 2. N. C. Central (Bassett, Ouko, Sang, Black) 3:07.44, 3. Seton Hall (Brock, Greene, Daley, Joseph) 3:07.52, 4. Southern Ca (Brown, Jones, Randle, Campbell) 3:07.66, 5. Texas (Goss, Wright, Brooks, Sturgal) 3:08.94, 6. Norfolk St. (Davis, Penny, Colbert, Neely) 3:08.97; *also competed*—Baylor 3:09.73, Florida 3:10.34.

1974 Division I All-America Team

Following the National Collegiate Championships, the NCAA Track and Field Committee selected the 1974 All-America team. A certificate is awarded each member by the U. S. Track Coaches Assn. Listing is in alphabetical, not in preferential order.

100-YARD DASH	Tennessee	3000-METER STEEPLECHASE	Tennessee
REGGIE JONES	Tennessee	RON ADDISON	Tennessee
CLIFFORD OUTLIN	Auburn	DOUG BROWN	Tennessee
STEVE RIDDICK	Norfolk St.	GORDON INNES	UCLA
STEVE WILLIAMS	San Diego St.	EDWARD LEDDY	East Tenn. St.
220-YARD DASH	Arizona	HIGH JUMP	Indiana
LARRY BROWN	Arizona	DENNIS ADAMA	Indiana
WARDELL GILBREATH	Arizona	RORY KOTINEK	UCLA
JAMES GILKES	Fisk	RANDY SMITH	Kansas
REGGIE JONES	Tennessee	TOM WOODS	Oregon St.
440-YARD DASH	Tennessee	LONG JUMP	Middle Tenn.
DARWIN BOND	Tennessee	TOMMY HAYNES	Middle Tenn.
TERRY ERICKSON	Southern Ill.	JERRY HERNDON	UCLA
LARANCE JONES	NE Missouri	WESLEY SMITH	Louisiana Tech
MAXIE PARKS	UCLA	RANDY WILLIAMS	Southern Cal
880-YARD RUN	California	POLE VAULT	Oregon St.
RICK BROWN	California	ED LIPSCOMB	Oregon St.
KEITH FRANCIS	Boston Col.	RON MOOERS	UCLA
RAY GETER	Prairie View	JEFF TAYLOR	Washington
WILLIE THOMAS	Tennessee	FRANCOIS TRACANELLI	UCLA
MILE RUN	Brigham Young	SHOT PUT	Texas
PAUL CUMMINGS	Brigham Young	BISHOP DOLEGIEWICZ	Texas
CHARLIE McMULLEN	Missouri	HANS HOGLUND	UTex. El Paso
WILSON WAIGWA	UTex. El Paso	DANA LEDUC	Texas
TONY WALDROP	North Carolina	JESSE STUART	Western Ky.
THREE-MILE RUN	Oregon	DISCUS	UCLA
PAUL GEIS	Oregon	ROGER FREDERICK	UCLA
RON MARTIN	William & Mary	KENTH GARDENKRANS	Brigham Young
JOHN NGENO	Wash. State	ZDRAYKO PECAR	Brigham Young
NICK ROSE	Western Ky.	MARSHALL SMITH	Colorado St.
SIX-MILE RUN	Colorado	JAVELIN	SMU
TED CASTANEDA	Colorado	GLEN DERWIN	SMU
PAT MANDERA	Indiana	ROD EWALIKO	Washington
JOHN NGENO	Wash. State	BENGT GUSTAFSSON	Brigham Young
DOMINGO TIBADUEZA	UN Reno	JIM JUDD	Oregon St.
120-YARD HIGH HURDLES	N. C. Central	HAMMER THROW	Connecticut
CHARLES FOSTER	N. C. Central	ANDY BESSETTE	Connecticut
EPHEN GIPSON	Lamar	BORIS DJERASSI	Northeastern
LARRY SHIPP	LSU	PETER FARMER	UTex. El Paso
DANNY SMITH	Florida St.	CARL SHIELDS	Cornell
440-YARD HURDLES	N. C. Central	TRIPLE JUMP	Long Beach St.
MELVIN BASSETT	N. C. Central	RAYFIELD DUPREE	Long Beach St.
CRAIG CAUDILL	Indiana	CHARLTON EHIZUELEN	Illinois
BRUCE COLLINS	Pennsylvania	TOMMY HAYNES	Middle Tenn.
HAROLD SCHWAB	Pennsylvania	KENNETH MCBRYDE	Manhattan
DECATHLON	Brigham Young	DECATHLON	Colorado
RUNALD BACKMAN	Brigham Young	MIKE HILL	Colorado
ROGER GEORGE	Fresno St.	BO STERNER	Colorado
440 RELAY —Kansas (Tom Scavuzzo, Eddie Lewis, Mark Lutz, Emmett Edwards); N. C. Central (Charles Foster, Melvin Bassett, Julius Sang, Larry Black); Tennessee (Greer Radcliff, Reggie Jones, John Young, Darwin Bond); Tex. Southern (Amos Sumpter, Ernest Pough, Robert Taylor, Ainsley Armstrong).			
MILE RELAY —N. C. Central (Melvin Bassett, Robert Ouko, Julius Sang, Larry Black); Seton Hall (Howard Brock, Orlando Greene, Al Daley, Charlie Joseph); Southern Cal (Claude Brown, Greg Jones, Ken Randle, Trevor Campbell); UCLA (Lynnsey Guerrero, Benny Brown, Jerome Walters, Maxie Parks).			



DIVISION III's FIRST MILE RELAY TITLE is won for Mount Union by Milt Snodgrass, anchor runner in Raider's 3:15.7 effort for the victory. Bob Linn of Ashland, the overall team championship squad, was second in first year's competition.

NATIONAL DIVISION II AND III CHAMPIONSHIPS

Ashland Cops Division III Inaugural While Eastern Ill., Norfolk St. Tie

By **JOHNIE MEISNER**

Sportswriter, The Mattoon (Ill.) Journal-Gazette

Eastern Illinois, Norfolk State, Ashland, the best quarter-miler in the country and a retiring coach got most of the spotlight in the first and last (unless the format is changed) combination National Collegiate Division II and Division III Track and Field Championships held at O'Brien Field on the Eastern Illinois University campus.

The 12th annual meet was held in two divisions; and after rain, high winds and lightning caused all sorts of problems in the decathlon, the meet was nothing short of outstanding—both on the performance level and on the management level.

THE TEAM BATTLE IN DIVISION II went down to the final event, the mile relay. Norfolk State had to take the relay to tie Eastern Illinois (which didn't have a team in the final), but Northridge State could better them both with at least a fourth-place finish.

Bill Neely's 46.1 third leg paced defending champion Norfolk State to a 3:09.6 victory, while Northridge finished last in the eight-team field and fell to fourth in the standings. Norfolk and Eastern Illinois finished with 51 points each, with Cal Poly SLO taking third with 48½ and Northridge getting 48 points for the meet.

Ashland really never had much to worry about after Jim Baum got the Ohioans off and running to the title in the first Division III championship with a first in the decathlon.

Ashland, seventh last year under the old one-division format, totaled 61 points, while Southern U. of New Orleans took second with 48, Mount Union third with 44 and Fisk fourth with 40.


Four meet records were broken and two bettered but wind-aided, while 16 O'Brien Field records fell.

Only Division II performers could break meet records as all best performances in Division III established division records.

LARANCE JONES of Northeast Missouri and Steve Riddick of Norfolk State became only the third and fourth three-time champions.

Jones was the crowd favorite as he ran way with the 440. The Texas, Kan-

Track has always been Johnie Meisner's first love in sports. As a high jumper, he has flopped as high as 6-7—an Eastern Illinois University intramural record and good enough to have scored some points at the meet he covers in this Guide article.



After five years with the Illinois State Journal-Register in Springfield, Meisner went to work for the Mattoon Journal-Gazette when he finished junior college and enrolled at EIU in 1972. At Lincoln Land Community College, he was MVP in basketball.

Since authoring this Guide article, Meisner has accepted a teaching and coaching position at Athens, Ill., H.S.

sas and Drake Relays champion broke the old meet record of 46.1 that he shared with Willie Lyles of Lincoln as he sped around the track in 45.9.

Riddick had all he wanted from freshman Clancy Edwards of Cal Poly in the 100. Riddick, winner in 1972 and 1973, needed a photo decision to nip Edwards, both timed in a windy 9.2.

Edwards got his revenge in the 220, showing tremendous acceleration in the final 40 yards for a 20.4 and a two-tenth victory over defending champ Riddick. Again, the wind was a little too strong.

IN DIVISION III, KIP KORIR of Coe ran away with the 440, posting a 47.3 victory. Korir also took third in the triple jump.

The big talk of Division III was James Gilkes of Fisk. The sophomore from Guyana ran away and hid from all other Division III sprinters. He took the 100 in an easy 9.4 and breezed to a 20.7 victory in the 220.

In the pole vault, Dave Hamer of Cal Poly returned, after failing to clear a height last year, to break the meet record. Hamer, champion in 1972, sailed over 16-9 $\frac{1}{4}$ to break the record of 16-8 he set in 1972. In Division III, Steve Hughes of Westmont sailed 15-6 for the victory.

In the 440 hurdles, Carl Stevenson of Southern U. broke the meet record of 51.0 set in 1967 by Andrew Bell of American. Stevenson skimmed over the barriers in 50.8. Tony Cornelious of Augustana (III.) won in Division III at 53.3. Baum gave Ashland fuel by finishing third in 53.7.

THE FINAL MEET RECORD BROKEN was in the three-mile. Garry Bentley of South Dakota State successfully defended his title with a record 13:33 effort, breaking the mark of 13:36.4 set in 1971 by Gordon Minty of Eastern Michigan. Bentley now has won the 1,500 meters (as a freshman in 1972), the three-mile last year and captured the Division II cross country title last fall. David Moller of Rochester took Division III in 13:54.6.

Eastern Illinois' lone victory came in the long jump where senior Darrell Brown sailed 25-7 $\frac{1}{4}$ for a 5 $\frac{1}{4}$ -inch victory. The Panthers of coach Maynard "Pat" O'Brien performed almost to their maximum all meet long.

But the best jump of the meet came from David Boyd of Fisk, the champion last year at Wabash. Boyd took just one jump and landed 25-8 into the pit. He finished nearly two feet ahead of Chuck Larsuel of Mount Union.

The mile was tough in both divisions. In Division II, Dennis Schultz of Northern Iowa, fourth last year, led a pack of runners home under 4:08 with his 4:03.7 victory. In Division III, Steve Foster of Ashland won in 4:05.1. Foster was defending champion.

Chuck Smead defended his six-mile title with a 29:17 effort in Division II, while Glenn Behnke of North Central took Division III in 29:30.8.

SECOND PLACE SEEMS TO BE the place for Ken Johnson of Puget Sound. Johnson finished second last year in the javelin behind the record-setting effort of Anthony Hall of Norfolk State, and this year Johnson took second. Bob Parker of San Francisco State won at 242-11, with Johnson throwing 240-0. Robert Sing of Ursinus won Division III at 234-11.

Rick Livesey of Eastern Illinois is in the same boat as Johnson. The junior steeplechaser took second for the second straight year. Steve Sooter of Seattle Pacific won in 8:56. Gary Johanson of Westmont won Division III in 9:17.8 with Lee Pollock of St. Lawrence second.

The 440 relays were scorchers. Northridge State nipped the Riddick-anchored Norfolk State team with both getting 40.2s. In Division III, Mount Union won in 41.1 with Southern U. of New Orleans second in 41.2.

Anthony Terry of Cal-Davis defended his triple jump crown easily. He

rode a tail wind to a 52-7 $\frac{1}{2}$ three-stepper, with Len Jenkins of East Stroudsburg second at 51-7 $\frac{1}{4}$. Anthony (seems to run with triple jumpers) Palumbo of Rochester took Division III with a 49-11 effort.

Wet approach areas forced the high jump inside, where Clarence Frazier of Northridge bested the field with a 6-10 victory. John Barron of Eastern Illinois took a surprising and very important second as the next seven jumpers cleared 6-8. Kurt Nielsen of Nebraska Wesleyan captured Division III at 6-7, the same height as Greg Gorsuch of Wheaton.

The 880 was also an outstanding event with Mark Robinson of Catholic sneaking up on the field for a 1:48.7 victory. Ray Geter of Prairie View finished second in 1:49.6.

ASHLAND PROBABLY SALTED AWAY its title after the 880. Barry King led an Ashland 1-2 sweep by winning in 1:51.2, with Bob Linn taking second.

The weights supplied Hayward State with most of its points. Brad Nave took the discus for Hayward with a fling of 175-3, while Greg Blankenship gave Hayward 10 points with a 183-11 hammer victory. Richard Leavitt of Bowdoin won the shot by one-quarter inch over David Arciere of Adelphi, 55-4 to 55-3 $\frac{1}{4}$.

Bill Iovino of Ohio Wesleyan won the Division III discus at 171-1, with John Pearson of MIT taking the hammer at 170-5 and Steve Lindgren of Hamline winning the shot at 55-10 $\frac{1}{4}$.

Robert Martin of Southeastern Louisiana sped over the high hurdles in a quick 13.5. In Division III, Roger Retherford of Otterbein bested the field with a 14.2 win.

The decathlon was closer to a water sport than a land sport. It rained both days; and due to the two-division setup and the weather, the javelin, the first day's final event, was held only with the aid of automobile headlights. But the many inconveniences didn't bother the "super athletes," with the first six placers in Division II notching personal records.

PAUL FINK OF FULLERTON STATE DEFENDED his title and topped the field with 7,067 points, followed by Bill Fletcher of Slippery Rock.

In Division III Baum led from start to finish. He turned in some outstanding performances enroute to his 7,030 total.

But Dr. O'Brien took home more awards and honors than anyone at the meet. The 68-year-old legend was voted Division II Coach of the Year, and it was announced that the track and football field (formerly Lincoln Field) would be renamed O'Brien Field. And he was presented with a championship after having produced such outstanding athletes as John Craft, Rodney Jackson and Sandy Osei-Agyeman during his 28 years at EIU.

The two divisions presented Dr. O'Brien and EIU assistant coach Neil Moore with many problems and much work. But every coach who was asked about the meet had nothing but praise for the running of the program. In the future each division will be held at a different site, but the 1974 meet will be remembered as one of the smoothest-run meets ever.

12th NCAA Division II Championships

SCORING—Eastern Ill. 51, Norfolk St. 51, Cal Poly SLO 48 $\frac{1}{2}$, Northridge St. 48, Northern Iowa 28, Fullerton St. 28, SE Louisiana 22, Southern U. 21, Hayward St. 20 $\frac{1}{2}$, NE Missouri 29, Lincoln (Mo.) 19. C. W. Post 18, Bowdoin 16, Chico St. 16, Adelphi 16, Humboldt St. 16, SW Missouri 14, Prairie View 14, Catholic 14, San Fran. St. 12, South Dakota St. 11, Seattle Pac. 11, Western Caro. 10, Grambling 10, Mankato St. 10, UC Davis 10, Sacramento St. 9, Central Mo. 9, Slippery Rock 8, N. D. State 8, Puget

Sound 8, E. Stroudsburg 8, St. Thomas 6½, Springfield 6, SE Missouri 6, Tufts 6, Western Ill. 4½, UC Irvine 4, Kentucky St. 4, Fayetteville St. 4, Mount St. Mary's 1, Southern Colo. 1, Ind. Central 1, Roanoke 1, SI Edwardsville 1.

100—Riddick (Norf) 9.2w, Edwards (CPS), Sincere (G), Osei-Agyeman (EI), Hardware (Ad) tie Bellfield (ST) and Clark (Ha); 220—Edwards (CPS) 20.4w, Riddick (Norf), Hardware (Ad), Osei-Agyeman (EI), Wooten (Fa), Brownstein (Nort); 440—Jones (NEM) 45.9, Douglass (SEL), David (Norf), Musgrove (Cat), Bradley (WD), Preston (Nort); 880—Robinson (Cat) 1:48.7, Geter (PV), Woodard (Fu), Melville (G), Jacobi (EI), Thun (SP); MILE—Schultz (NI) 4:03.7, Gonzalez (Nort), Steiner (Ma), Larson (EI), Lipper (NEM), McCann (Sp); 3-MILE—Bentley (SDS) 13:33.0, Norton (SWM), Prasuhn (SWM), Elijah (Hu), Schmickrath (Fu), Lancaster (EI); 6-MILE—Smead (Hu) 29:14.7, Schwegel (NDS), Twedt (NI), Burke (EI), Dunsmore (Ma), Warner (R); 120-HH—Martin (SEL) 13.5, Larry(L), Williams (L), Ellis (SS), Holtersmeier (NI), McCraney (SU); 440-H—Stevenson (SU) 50.8, Colbert (Norf), Hintlian (T), Williams (KS), Patton (Nort), Allen (SIE); 3000-M STEEPLE—Sooter (SP) 8:56.0, Livesey (EI), Harmon (NEM), Brown (Ch), Anderson (Hu), Hermann (SDS).

HJ—Frazier (Nort) 6-10, Barron (EI), tie Coleman (SS) and Wessely (NI), Olson (Ma), tie Rogers (WI) and Roberts (CPS); LJ—Brown (EI) 25-7¼, Urmann (Ch), Gaines (C), Sims (SU), Godwin (Fa), Bailey (SC); PV—Hamer (CPS) 16-9¼, Hewitt (CM), Anderson (Nort), Goto (UCD), Baxter (Nort), Ford (NI); SP—Leavitt (B) 55-4, Arciere (Ad), Dienhart (ST), Post (CWP), Verda (Nort), Allgood (IC); DISC—Nave (Ha) 175-3, Coffman (Fu), Desonier (CWP), Dattoli (Sp), Yourek (Ch), Edwards (WD); JAV—Parker (SFS) 242-11, Johnson (PS), Attig (SEM), Womack (EI), Healy (Nort), Raouls (CM); HAM—Blakenship (Ha) 183-11, Desonier (CWP), Waith (B), Venagas (Nort), Francon (Ch), Sherman (Sp); TJ—Terry (UCD) 52-7½, Jenkins (ES), Johnson (SU), Gaines (WC), Fernandez (SFS), Brockington (Nort); DECATH—Fink (Fu) 7,067, Fletcher (SR), Hougen (CPS), Cook (NI), Bayless (Fu), Stebbins (MSM).

RELAYS—440—Northridge St. (C. Brown, V. Brown, Brownstein, Fletcher) 40.2, Norfolk St., Cal Poly, SE Louisiana, Eastern Ill., Lincoln; MILE—Norfolk St. (Davis, Penny, Colbert, Neely) 3:09.6, Cal Poly, Prairie View, Lincoln, NE Missouri, Western Ill.

1st NCAA Division III Championships

SCORING—Ashland 61, Southern (NO) 48, Mount Union 44., Fisk 40, Pomona-Pitzer 36, Augustana (Ill.) 35½, Rochester 28, Westmont 24, Queens 22, Baldwin-Wall, 19, North Central 18, Wheaton 16, Neb. Wesleyan 16, Rochester Tech 16, Coe 16, Albany St. (N.Y.) 14, Otterbein 14, Oswego St. 12, Brandeis 12, Luther 12, Hamline 11, MIT 10, Ursinus 10, St. Olaf 10, St. John's 10, Ohio Wesleyan 10, Lock Haven 8, St. Lawrence 8, Kalamazoo 8, Boston St. 7, Brockport St. 7, Central 4, Washington (Mo.) 4, Wittenberg 4, Case Western 4, Johns Hopkins 4, RPI 3, Trenton St. 2, Worcester St. 2, Calvin 2, Denison 2, Chicago St. 2, Cal Tech 2, Widner 2, Alfred 2, Cortland St. 1½, Baruch 1, Wabash 1, Susquehanna 1, Southwestern 1, Hope 1, Capital 1, Alma 1, Western Md. 1.

100—Gilkes (F) 9.4w, Franklin (SU), Kendrick (As), Virden (SU), Alguire (MU), Mintz (BW); 220—Gilkes (F) 20.7, Virden (SU), Franklin (SU), Elion (F), Kendrick (As), Williams (ChS); 440—Korir (Coe) 47.3, Williams (MU), Bethune (SU), Youngblood (Ce), Taylor (PP), Hill (Sw); 880—King (As) 1:51.2, Linn (As), Small (Bra), Tonks (BW), Kleinsasser (CT), Rivera (Bra); MILE—Poster (As) 4:05.1, Barrett (NC), Suarez (Os), Muus (SO), Horton (Bra), Spear (Ha); 3-MILE—Moller (Ro) 13:54.6, O'Connor (Au), Karthausner (NV), Copper (Au), Luce (PP), Bradford (Bra); 6-MILE—Behnke (NC) 29:30.8, Shrader (Alb), Verdoliva (Os), Murray (Lu), Cheubino (Alb), Doherty (BoS); 120-HH—Retherford (Ot) 14.2, Covington (LH), Smith (PP), Greenfield (JH), Wolling (RT), Wilson (WM); 440-H—Cornelius (Au) 53.3, Wolling (RT), Baum (As), Smith (PP), Traxler (SJ), Kozma (As); 3000-M STEEPLE—Johanson Westm) 9:17.8, Pollock (LJ) Duggan (BoS), Coy (BW), Hanson (Lu), Hawley (Wab).

HJ—Nielsen (NW) 6-7, Gorsuch (Wh), Miller (BW), Crowe (Was), Stanek (Au), Wildgen (Ho); LJ—Boyd (F) 25-8, Larsuel (MU), Steinberg (Lu), Snodgrass (MU), Bethune (SU), Harvey (Alm); PV—Hughes (Westm) 15-6, Boyak (K), Novak (SO), Mason (PP), tie Thompson (Au) and Ksionzyk (CoS); SP—Lindgren (Ha) 55-10½, Fogg (PP), Gould (Q), Vido (Alb), Ondrejacek (TS), Dupuis (WS); DISC—Iovino (OW) 171-1, Liset (Wh), Scott (Au), Ridgeway (Wit), Bruce (Alf), Dupuis (WS); JAV—Sing (U) 234-11, Gould (Q), Peter (PP), Orell (PP), Afman (Calv), Levengood (Sus); HAM—Pearson (MIT) 170.4, Gould (Q), Koch (RT), Shank (Westm), Lowell (RPI), Farber (RPI); TJ—Palumbo (Ro) 49-11, Sawyer (SJ), Korir (Coe), Jensen (Ot), Williams (Wid), Drummond (BrS); DECATH—Baum (As) 7,030, Ryan (Ro), Lineweaver (BrS), Williams (CW), Griffith (MU), Hout (Cap).

RELAYS—440—Mount Union (Snodgrass, Larsuel, Williams, Alguire) 41.1, Southern U., Fisk, Baldwin-Wall, Denison, Chicago St.; MILE—Mount Union (Larsuel, Freund, Williams, Snodgrass) 3:15.7, Ashland, Southern U., Augustana, Brandeis, Baruch.

USTFF CHAMPIONSHIPS

PCC's Fourth Successive Team Title Takes Back Seat To Wohlhuter's Mile

By STEVE BARCUS

Sports Information Director, Wichita State University

The Pacific Coast Club successfully defended the team title and five meet records were set in men's competition at the 12th U. S. Track and Field Federation Championship meet in Wichita, Kansas, May 31-June 1.

The PCC's fourth straight title was won with 78 points, besting the University of Chicago Track Club, which had 66, and Kansas, with 53.

The record breakers were led by the Chicago TC's Rick Wohlhuter in the mile. In one of the greatest mile races every run, seven runners dropped under four minutes, led by Wohlhuter's 3:55.1.

In an exciting shot put contest, both Al Feuerbach and George Woods bettered the previous USTFF record. Feuerbach of the PCC topped Woods by inches with a toss of 70-10½.

Randy Lussenden of the Chicago TC set a steeplechase record of 8:38.2. In the three-mile, John Halberstadt of PCC ran 13:22.8 for a record, and in the pole vault, the PCC's Casey Carrigan sailed 17-6 for a new mark. The Pacific Coast Club's other individual titlist was Jim Bolding, who copped the 440 hurdles in 50.0.


12th USTFF Championships

SCORING—Pacific Coast Club 78, Chicago TC 66, Kansas 53, Kansas St. 45, Texas 43½, Penn State 32, SMU 26, Wisconsin 23, Middle Tenn. 16, Missouri 11, Lamar 11, Beverly Hills Striders 10, Cornell 10, Eastern Mich. 10, Florida St. 10, Louisiana Tech 10, Murray St. 10, TCU 10, South Carolina 10, Auburn 9, Western Mich. 8, Arkansas 8, Rice 8, Nebraska 7, Oklahoma 7, Gulf Coast TC 7, North Texas St. 6, Houston 6, Western Ky. 6, Colorado 4, Florissant Valley 4, Idaho St. 4, Indiana 4, Wake Forest 2, McPherson 2, Oklahoma St. 2, Arkansas St. 2, Bethel 1, Manhattan TC 1, Michigan 1, Iowa State 1, Iowa ½, Wichita St. ½.

100—Williams (KS) 9.5, G. Pouncy (SMU), Edwards (K), Simpson (R), Lawson (IdS), Goodrich (CTC); 220—Collins (TCU) 21.0, Jacobs (MS), Johnson (H), Lutz (K), McFarland (CTC), Lewis (K); 440—Vinson (EM) 46.7, Schultz (PCC), Sands (PS), Wehrwein (CTC), Godd (T), Rowe (Mic); 880—Hinchliffe (KS) 1:48.3, tie Griffith (T) and Rogles (Mo), Frederick (FS), Manke (OS), Chadwick (Ne); MILE—Wohlhuter (CTC) 3:55.1, Hilton (PCC), Fisher (CTC), Castaneda (Col), Palmer (KS), Schemmel (KS); 3-MILE—Halberstadt (PCC) 13:22.8, Melancon (Ar), Gray (unatt), Fleming (Wis), Torres (MS), Fick (O); 6-MILE—M. Johnson (Wis) 28:58.6, Mailey (PS), Franklin (O), Rickman (FV); 120-HH—Gipson (La) 13.6, Stubbs (LT), Roland (KS), Shine (PS), Jubert (NT), Carson (Au); 440-H—Bolding (PCC) 50.0, Steele (CTC), Shine (PS), Sheley (SC), Comer (IdS), Gipson (La); 3000-M STEEPLE—Lussenden (CTC) 8:38.2, Gray (unatt), McDonald (K), Hutchinson (unatt), Raw (WF), R. Johnson (Wis).

HJ—Smith (K) 7-2, Stones (PCC), Schur (K), Adama (In), Hansbrough (Mo), tie among Knoedel (Io), Terry (WS) and Tompkins (T); LJ—Hamilton (K) 25-11½, Seay (K), Haynes (MT), Berry (T), Smith (LT), Humphrey (CTC); PV—Carrigan (PCC) 17-6, Porter (K), Carter (GC), Johnson (CTC), Bell (AS), Kessel (IoS); SP—Feuerbach (PCC) 70-10½, Woods (PCC), Stuart (SK), LeDuc (T), Dolegiewicz (T), Walker (GC); DISC—McGouldred (T) 191-0, Dull (Au), Jepsen (Ne), Briscoe (R), Kamla (Mc), Plucknett (Mo); JAV—Hollaway (unatt) 248-8, Derwin (SMU), Schmidt (PCC), Obee (KS), Andrews (PS), Perbeck (Ma); HAM—Galle (BHS) 199-4, Shields (Cor), Meyer (WM), Satchwell (CTC), McCauley (WM), Stucky (Bet); TJ—Haynes (MT) 53-6½, Craft (CTC), Harris (FS), Gilford (NT), Leonard (Cor), Gentry (Mo).

RELAYS—440—SMU 40.0, Chicago TC, Kansas St., Texas, Penn State; MILE—Texas 3:08.2, Wisconsin, South Carolina, Penn State.



PAUSE THAT REFRESHES—One of John Ngeno's first acts as national collegiate six-mile champion was a feet-refreshing wade in the steeplechase water pit. The Washington State runner from Kenya was the fastest collegian in his event in 1974.

FOR THE YEAR 1973-74

The Best Performances By Collegians

Compiled by **BOB STEINER**

Vice-President for Public Relations, International Track Assn.

In Cooperation With **TRACK & FIELD NEWS**

100-YARD DASH

Name, College	Best Mark
Dill, Mich. State	9.2
Carpenborg, UTex. El Paso	9.2
Jones, Tennessee	9.2
Robinson, Florida A&M	9.2
S. Williams, San Diego St.	9.2
Basciano, Maryland	9.3
Black, N. C. Central	9.3
Brown, Arizona	9.3
Burton, Purdue	9.3
Galbaugh, Wyoming	9.3
Gilkes, Fisk	9.3
Hopkins, Florida A&M	9.3
Outlin, Auburn	9.3
Porter, SW Louisiana	9.3
Stewart, UTex. El Paso	9.3
Whatley, Alabama	9.3
<i>wind-aided</i>	
Gilkes, Fisk	9.1
Jones, Tennessee	9.1

100-METER DASH

S. Williams, San Diego St.	9.9
Jones, Tennessee	10.1
Riddick, Norfolk St.	10.1
Lutz, Kansas	10.2
Carpenborg, UTex. El Paso	10.2
<i>wind-aided</i>	
Joseph, Seton Hall	10.0

220-YARD DASH

Burton, Purdue	20.5
Joseph, Seton Hall	20.5
S. Williams, San Diego St.	20.5
Connolly, Brigham Young	20.6
Brown, Arizona	20.6
Edwards, Cal Poly SLO	20.6
Gilkes, Fisk	20.6
Black, N. C. Central	20.7
Breddell, San Jose St.	20.7
Jones, Tennessee	20.7
Lutz, Kansas	20.7
Reid, UTex. El Paso	20.7
Sands, Penn State	20.7
Webster, Utah	20.7
<i>wind-aided</i>	
Gilkes, Fisk	19.9
Jones, Tennessee	20.0
Gilbreath, Arizona	20.1
Joseph, Seton Hall	20.1

440-YARD DASH

Jones, NE Missouri	45.2
Bond, Tennessee	45.2

440-YARD DASH—cont.

Name, College	Best Mark
Jennings, Miss. State	45.7
Parks, UCLA	45.8
Brown, UCLA	45.8
Oliver, Troy State	45.8
Sang, N. C. Central	45.9
Erickson, Southern Ill.	46.0
Jennings, Tex. Southern	46.2
Vinson, Eastern Mich.	46.2

400-METER DASH

Erickson, Southern Ill.	45.5
Bond, Tennessee	45.6

880-YARD RUN

Ebba, Oregon St.	1:47.7
Francis, Boston Col.	1:47.8
Brown, California	1:48.1
Hinchliffe, Kansas St.	1:48.3
Bence, Oregon	1:48.4
Geter, Prairie View	1:48.5
Melville, Grambling	1:48.5
Robinson, Catholic	1:48.5
Griffin, Texas	1:48.6
Rogles, Missouri	1:48.6

800-METER RUN

Ouko, N. C. Central	1:46.0
Robinson, Catholic	1:46.0
Francis, Boston Col.	1:46.2

MILE RUN

Waldrop, North Carolina	3:53.2
Fikes, Pennsylvania	3:55.0
Hartnett, Villanova	3:56.3
Cummings, Brigham Young	3:56.4
McMullen, Missouri	3:56.4
Waigwa, UTex. El Paso	3:57.2
Geis, Oregon	3:58.1
Castaneda, Colorado	3:58.5
Feig, Oregon	3:58.5

1500-METER RUN

Byers, Ohio State	3:37.5
Hartnett, Villanova	3:38.1
McMullen, Missouri	3:41.7
Waldrop, North Carolina	3:41.9

THREE-MILE RUN

Geis, Oregon	12:55.8
J. Ngeno, Wash. State	13:01.9
Staynings, Western Ky.	13:14.4

THREE-MILE RUN—cont.

Name, College	Best Mark
Rose, Western Ky.	13:16.0
Cusack, East Tenn. St.	13:19.2
Minty, Eastern Mich.	13:23.8
Castaneda, Colorado	13:24.6
Coghlan, Villanova	13:26.6
Keogh, Manhattan	13:26.6

5000-METER RUN

Geis, Oregon	13:23.6
Castaneda, Colorado	13:35.8
J. Ngeno, Wash. State	13:40.0
Tibaduiza, UN Reno	13:43.4
Staynings, Western Ky.	13:44.2

SIX-MILE RUN

J. Ngeno, Wash. State	27:20.4
Maguire, Penn State	27:45.8
Brown, Tennessee	27:53.6
Mandera, Indiana	28:01.4
Williams, Oregon	28:03.0
Torres, Murray St.	28:06.0
Eden, Duke	28:09.0
Virgin, Illinois	28:10.8
Bjorklund, Minnesota	28:13.2

10,000-METER RUN

J. Ngeno, Wash. State	28:05.6
Bjorklund, Minnesota	28:28.4
Maguire, Penn State	28:29.4

120-YARD HIGH HURDLES

Foster, N. C. Central	13.3
Shipp, LSU	13.4
Smith, Florida St.	13.4
Coleman, Florida A&M	13.5
Gipson, Lamar	13.5
Martin, SE Louisiana	13.5
Stubbs, Louisiana Tech	13.5
Robinson, Texas	13.6
Allen, South Carolina	13.7
Collins, Pennsylvania	13.7

120-YARD HIGHS—cont.

Name, College	Best Mark
K. Ngeno, Wash. State	13.7
wind-aided	
Shipp, LSU	13.1

440-YARD HURDLES

Collins, Pennsylvania	50.2
Lee, Kansas St.	50.4
Bassett, N. C. Central	50.5
Gayley, Baylor	50.5
Shine, Penn State	50.5
Cassleman, Mich. State	50.6
Stevenson, Southern U.	50.6
Caudill, Indiana	50.8
Ginther, Colorado St.	50.8
Primeaux, Texas	50.9

400-METER HURDLES


Shine, Penn State	49.8
Cassleman, Mich. State	50.2

3000-METER STEEPLECHASE

Brown, Tennessee	8:23.2
Addison, Tennessee	8:35.2
Leddy, East Tenn. St.	8:35.2
Fleet, Wash. State	8:37.8
Lathers, Oregon	8:38.4
Innes, UCLA	8:38.8
Staynings, Western Ky.	8:40.6
McDonald, Kansas	8:40.6
Fikes, Pennsylvania	8:45.0
Squires, Manhattan	8:47.6

HIGH JUMP

Woods, Oregon St.	7-3½
Jankunis, Colorado	7-3½
Fleer, Oregon St.	7-3
Underwood, Arizona St.	7-3
Kotinek, UCLA	7-3
Adama, Indiana	7-2¾
Branch, Tennessee	7-2¼
Lennox, St. Joseph's	7-2



CENTER STAGE—Intermediate finals action pits four hurdlers ranked in collegiate "bests" for 1974. From left: champion Bruce Collins, Pennsylvania; Melvin Bassett, N.C. Central; Jimmy Gayley, Baylor, and Craig Caudill, Indiana.

HIGH JUMP—cont.

Name, College	Best Mark
Owens, Southern Cal	7-2
Schur, Kansas	7-2
Smith, Kansas	7-2

LONG JUMP

Haynes, Middle Tenn.	26-8½
Hernond, UCLA	26-7½
Carter, Austin Peay	26-2
Adams, Colorado	26-1¾
Blackman, Oregon	26-1
Rea, Pittsburgh	26-¾
Williams, Southern Cal	26-½
Berry, Texas	26-0
Boyd, Fisk	26-0
Seay, Kansas	26-0

wind-aided

Seay, Kansas	26-9
Bolin, Purdue	26-6¼
Hamilton, Kansas	26-6¼

POLE VAULT

Tracaneli, UCLA	17- 6
Lipscomb, Oregon St.	17- 4½
Jesse, UTex. El Paso	17- 4
Taylor, Washington	17- 3
Hamer, Cal Poly SLO	17- 1¼
Hess, Arkansas St.	17- ½
Mooers, UCLA	17- 0
Porter, Kansas	17- 0
Pullard, Southern Cal	17- 0
Laz, Iowa State	16-11

SHOT PUT

Hoglund, UTex. El Paso	67-9½
Stuart, Western Ky.	67-4½
LeDuc, Texas	65-8¾
Arhenius, Brigham Young	65-1¼
Dolegiewicz, Texas	64-9¼
Neidhart, UCLA	63-7¾
Schiller, UCLA	62-6
Doupe, Cornell	61-8½
Marks, Okla. State	61-7
Freberg, UCLA	61-6¼

DISCUS

Gardenkrans, Brigham Young	203- 4
Pecar, Brigham Young	199- 3
Smith, Colorado State	198- 7
Stadel, Rice	192- 6
McGoldrick, Texas	191- 9
Dolegiewicz, Texas	190-10
Chambul, Washington	189- 9
Hannan, Nebraska	189- 2
LeDuc, Texas	188- 7
Freberg, UCLA	187- 9

JAVELIN

Judd, Oregon St.	271- 3
Strickland, Arizona	264- 7
Dowswell, Ohio U.	262- 0
Gustafsson, Brigham Young	257- 7
Obee, Kansas St.	256-10
Held, Arizona	254- 2
Ewaliko, Washington	254- 1
Kotinek, UCLA	253- 8

JAVELIN—cont.

Name, College	Best Mark
Carter, Oregon	253- 2
Tennis, Kansas	251-10

HAMMER THROW

Farmer, UTex. El Paso	230- 1
Bregar, Navy	218- 6
Accambray, Kent State	217- 9
Djerassi, Northeastern	211- 3
Bessette, Connecticut	204- 8
Giroux, Fresno St.	202- 0
Shields, Cornell	200- 4
Ballway, Washington	200- 0
Morrison, Holy Cross	192- 1
Perkins, Oregon	188- 0

TRIPLE JUMP

Ehizuelen, Illinois	55- 2¼
Taylor, UCLA	54-11¾
Haynes, Middle Tenn.	54- 6¾
McBryde, Manhattan	54- 1½
Washington, Southern Cal	53- 9
Dupree, Long Beach St.	53- 3
Bilmanis, Maryland	52- 9
Terry, UC Davis	52- 8½
wind aided	
Robins, Southern Ill.	53-10
Nyumetei, Colorado	53- 6½
Fairfax, Memphis St.	53- 6¼
Langeland, Brigham Young	53- 5½

DECATHLON


Backman, Brigham Young	7874
George, Fresno St.	7839
Sternor, Southern Cal	7657
Hill, Colorado	7645
Brigham, Oregon	7636
Coffman, Southern Cal	7623
Lythell, Brigham Young	7618
Albanese, UCLA	7508
Hackney, Texas	7475
Hancock, Southern Ill.	7419

440-YARD RELAY

UTex. El Paso	39.4
Kansas	39.5
Tex. Southern	39.6
N. C. Central	39.7
Tennessee	39.7
UCLA	39.8
Florida A&M	39.9
Southern Cal	39.9
Texas Christian	39.9
Washington,	39.9

MILE RELAY

N. C. Central	3:05.0
Baylor	3:06.6
Texas Southern	3:06.6
UCLA	3:06.6
Texas	3:06.9
Florida	3:06.9
Seton Hall	3:07.1
Southern Cal	3:07.2
Norfolk St.	3:07.7
Kansas St.	3:08.1



HIGH JUMPER: R.I.P.—After clearing a seasonal best of 6-8, Purdue's Dick Knotts half buried himself in landing pit. Dick couldn't decide what color shoe to wear, and did that gentleman in the background actually kick him over the bar?

Collegiate Championship Meet Results

21st Atlantic Coast Conference Championships

SCORING—Maryland 127, North Carolina 52, N.C. State 49, Duke 41, Clemson 13, Wake Forest 12, Virginia 10.

100—Basciano (M) 9.6, Ray (NCS), Beasley (NC), Brozey (M), Jennings (M); **220**—Basciano (M) 21.6, Brozey (M), Johnson (M), Krassny (D), Ray (NCS); **440**—Johnson (M) 48.7, Parker (NCS), O'Keefe (M), Cupka (M), Saltiel (D); **880**—Watt (M) 1:52.7, Phillips (NCS), Spann (M), Southeran (NC), Zanes (C); **MILE**—Waldrop (NC) 3:59.8, Wheeler (D), Carey (M), Garner (M), Conheaney (M); **3-MILE**—Wilkins (NCS) 14:10.7, Perkins (D), MuGarry (M), Mayer (D), Smith (M); **6-MILE**—Eden (D) 29:44.5, Kulikowski (C), Quance (D), Hamilton (NC), Naylor (M); **120-HH**—Nichols (M) 14.5, Lardieri (M), Bracey (NCS), Goodrich (D), Voight (NC); **440-H**—Nichols (M) 53.7, Larkin (M), Robinson (NCS), Brown (NC), Allen (C); **3000-M STEEPLE**—Rae (WF) 9:14.0, Hustvedt (D), Pace (V), Royce (D), Ritchie (NCS).

HJ—Fern (C) 6-10, Bozzone (M), Hill (NCS), White (WF), McCabe (NC); **LJ**—Beasley (NC) 24-9 $\frac{3}{4}$, Goodman (M), Davenport (M), Hamlin (M), Quick (NC); **PV**—Deacon (NC) 15-6, Remus (M), Garber (M), Herndon (M), Turley (M); **SP**—Medlin (NCS) 52- $\frac{3}{4}$, Holladay (NCS), Carter (WF), Reese (D), Terry (NC); **DISC**—Taylor (NC) 153-1, Medlin (NCS), Vance (NC), McLaughlin (NC), Gawn (M); **JAV**—Fisher (M) 234-1, Kirby (M), Gorski (NC), Turi (M), Renz (NCS); **TJ**—Bilmanis (M) 50-9, Beasley (NC), Goodman (M), Freshwater (V), Evans (WF).

RELAYS—**440**—Maryland (Jennings, Johnson, Brozey, Basciano) 41.2, North Carolina, Duke, N.C. State, Virginia; **MILE**—Duke (Ramsland, Ford, Saltiel, Krassny) 3:17.2, Virginia, Maryland, N.C. State, Clemson.

67th Big Eight Championships

SCORING—Kansas 140, Kansas St. 117, Colorado 75, Missouri 56, Nebraska 54, Oklahoma 44 $\frac{1}{2}$, Oklahoma St. 38, Iowa State 33 $\frac{1}{2}$.

100—Lutz (K) 10.0, Edwards (K), Williams (KS), Sands (IS), Bodenhamer (O), Garrison (O); **220**—Lutz (K) 21.3, Pryor (C), Bodenhamer (O), Sands (IS), Merrill (KS), Edwards (K); **440**—Malito (N) 48.7, Lewis (K), Krzyzosiak (C), Lee (KS), Cooper (O), Akers (IS); **880**—Veltkamp (O) 1:50.3, Chadwick (N), Hinchliffe (KS), Rogies (M), Manke (OS), Harrison (KS); **MILE**—C. McMullen (M) 4:08.4, Palmer (KS), Schemmel (KS), Unger (N), Musgrave (C), T. McMullen (M); **3-MILE**—Castaneda (C) 13:24.6, Peterson (C), McDonald (K), Anderson (K), Unger (N), Fick (O); **120-HH**—Roland (KS) 14.1, Kehmeier (KS), Brack (K), Long (K), Combs (KS), Dunn (O); **440-H**—Schumski (OS) 51.6, Melichar (M), Kehmeier (KS), Lee (KS), Roland (KS), McHardy (M); **3000-M STEEPLE**—McDonald (K) 8:56.2, Settle (KS), Moritz (C), Schobert (IS), Mason (K), Cole (OS).

HJ—Schur (K) 7-2, Jankunis (C), Smith (K), Stoner (O), Slifer (KS), Moore (KS); **LJ**—Seay (K) 26-8, Hamilton (K), Adams (C), Kolarik (KS), Todd (K), Cashman (IS); **PV**—Porter (K) 16-0, Kessell (IS), Marrs (KS), Borchering (M), tie Greenberg (O) and Laz (IS); **SP**—Marks (OS) 56-1 $\frac{3}{4}$, Geist (KS), Ringwall (OS), Millard (N), Hodge (IS), Plucknet (M); **DISC**—Plucknet (M) 171-8, Jepsen (N), Hannan (N), Franz (IS), Huston (C), Paul (C); **JAV**—Sorchik (N) 243-7, Hammond (K), Obee (KS), Stevens (OS), Ritchie (N), Williams (KS); **TJ**—Nyumutei (C) 52- $\frac{3}{4}$, Gentry (M), Adams (C), Gray (M), Cashman (IS), Hamilton (K).

RELAYS—**440**—Kansas (Scavuzzo, Lewis, Lutz, Edwards) 40.2, Kansas St., Oklahoma, Missouri, Iowa State, Oklahoma; **MILE**—Oklahoma (Reed, Bodenhamer, Veltkamp, Cooper) 3:13.6, Kansas St., Kansas, Oklahoma St., Colorado, Missouri.

Big Sky Conference

SCORING—Idaho St. 168, Boise St. 94, Weber St. 71, Montana 64, Northern Ariz. 47, Idaho 46, Montana St. 13.

100—Lawson (IS) 9.89, Bailey (NA), Amartieffio (IS), Jenkins (B), Bartell (B), Woolsey (B); **220**—Lawson (IS) 20.99, Bailey (NA), Miller (IS), Jenkins (B), Bartell (B), Brown (M); **440**—Miller (IS) 47.65, Bolden (IS), Brown (M), Stark (B), Tullock (IS), Anderson (M); **880**—Couture (IS) 1:52.52, Ramach (I), Jones (IS), Hockenberry (B), Guerin (IS), Dean (W); **MILE**—Jones (IS) 4:12.2, Dean (W), Darko (M), Brooks (IS), Fields (I), Walker (W); **3-MILE**—Yardley (W) 14:18.67, Hess (IS), Erhard (M), Brooks (I), Price (W), Bonnell (B); **120-HH**—Kinsman (IS) 14.29, Carter (B), Comer (IS), Martin (I), Epler (M), Bennett (B); **440-H**—Comer (IS) 52.21, Bennett (B), Woolsey (B), Barker (W), Stark (M), Lundy (IS).

HJ—Shaw (W) 6-11 $\frac{1}{4}$, Schroeder (B), Hale (M), Johnson (MS), Hurley (NA), Nelson

(W); PV—Sampson (NA) 15-9, Hamilton (I), Parker (W), Bramlett (I), Andrew (B), Johnson (NA); SP—Crull (I) 54-7, David (B), Nyington (IS), Popovich (M), Vannansart (M), Gorrell (B); JAV—Hill (W) 227-2, Dahlistrom (M), Page (W), Byington (IS), Cichose (MS), Higfield (M); TJ—Bell (B) 50-10, Ebo (IS), Rucker (NA), Charlson (MS), Fields (IS), Carter (B).

RELAYS—440—Idaho 40.88, Northern Ariz., Montana, Montana St., Weber St.; MILE—Idaho St. 3:16.87, Boise St., Montana, Weber St., Montana St., Idaho.

74th Big Ten Championships

SCORING—Indiana 150, Michigan 64, Wisconsin 62½, Mich. State 61, Illinois 56, Iowa 40, Minnesota 39½, Purdue 34, Ohio State 32, Northwestern 19.

100—Dill (MS) 9.5, Love (In), Edwards (N), Johnson (I), Powell (In), Mitchell (P); 220—Dill (MS) 20.9, Love (In), Edwards (N), Johnson (I), Powell (In), Fimmigan (OS); 440—Rowe (Mic) 46.5, Wallace (In), Eisenlauer (Io), Rappe (W), Smith (N), Williams (Mic); 880—Kaemerer (I) 1:49.0, Byers (OS), Eklund (Min), Johnson (Mic), Brown (N), Curtis (W); MILE—Durkin (I) 4:01.4, Heidenreich (In), Hayes (In), Mavis (MS), Lyndgaard (W), Kurtz (OS); 3-MILE—Bjorklund (Min) 13:31.6, Hayes (In), Fleming (W), Smith (OS), Cleary (In), Teddy (MS); 6-MILE—Mandera (In) 28:01.4, Virgin (I), Bryant (OS), Johnson (W), Fee (Min), Cross (Mic); 120-HH—Stapp (In) 14.2, DiMarzio (P), Jackson (In), Melton (I), Young (OS), Williams (W); 440-H—R. Casselman (MS) 50.7, Caudill (In), Gilmore (Min), C. Casselman (MS), Neely (MS), Valle (In); 3000-M STEEPLE—Meyer (Mic) 8:57.1, Johnson (W), Cray (Min), Sewell (MS), Holl (Min), Betz (In).

HJ—Adama (In) 7-2¾, Knoedel (Io), Armstrong (OS), Hodge (In), Grzeisak (W), tie Bohan (Min) and Sather (W); LJ—Bolin (P) 25-1¼, Cobb (In), Wilson (In), Ross (MS), Buchanan (In), Vaughn (P); PV—Kingstad (W) 16-0, Nielsen (Io), Scott (W), Bullick (Min), Jarems (N), Burns (In); SP—Baietto (I) 58-8¾, Adams (Mic), Stieve (W), Perretta (P), Lanry (Mic), Breininger (P); DISC—Adams (Mic) 169-7, Baietto (I), Davis (In), Stieve (W), Perretta (P), Bailey (Min), TJ—Hogan (In) 50-10, Butler (Mic), Buchanan (In), Nipwak (I), Johnson (OS), Childers (P).

RELAYS—440—Iowa (Johnson, Lake, Eisenlauer, Wellington) 41.2, Mich. State, Purdue, Michigan, Minnesota, Ohio State; MILE—Indiana (Caudill, Sanders, Taylor, Wallace) 3:10.0, Wisconsin, Michigan, Mich. State, Illinois, Northwestern.

California Collegiate Athletic Association

SCORING—Northridge St. 145, Cal Poly SLO 68, Cal Poly Pomona 61, Fullerton St. 51, UC Riverside 4, Bakersfield St. 4.

100—Edwards (S) 9.5, Brown (N), Fletcher (N), Brownstein (N), Prince (S); 220—Prince (S) 21.6, McGill (P), Brownstein (N), Brown (N), D. Frierson (P); 440—McGill (P) 48.2, Preston (N), Gold (S), Byrd (S), Curry (P); 880—Gonzalez (N) 1:52.7, Woodard (F), Smith (N), Maggart (N), Marlow (S); MILE—Gonzalez (N) 4:13.4, Granillo (N), Woodard (F), Armstrong (P), Beatson (S); 3-MILE—Schmickrath (F) 14:10.5, Villaloves (N), Lozano (N), Granillo (N), Norton (F); 6-MILE—Smith (N) 29:26.2, Schmickrath (F), Norton (F), Schultz (N), Warrick (S); 120-HH—H. Frierson (P) 14.4, DeWan (N), Turner (F), Mead (S), tie Wallace (S) and McNamara (S); 440-H—Patton (N) 52.5, Joyner (P), Mead (S), McNamara (S), Haynie (F); 3000-M STEEPLE—Smith (N) 9:22.7, Korn (N), Large (N), Walline (S), Schultz (N).

HJ—Frazier (N) 6-10, Roberts (S), Hougren (S), Chumley (P), Gordon (S); LJ—Butler (N) 23-0, DeWan (N), Thomas (P), Montgomery (P), Moffett (P); PV—Hamer (S) 16-5, Anderson (N), Baxter (N), Yap (B); SP—Verda (N) 54-½, Beeler (N), Coffman (F), Reabold (P), Ryan (F); DISC—Coffman (F) 166-7, Covey (S), Reabold (P), Morris (B), Roberts (P); JAV—Healy (N) 213-3, Oliver (S), Zorn (P), O'Connor (P), Bertalucci (S); HAM—Venezgas (N) 169-5, Sheard (N), Witt (N), Beeler (N), DeShane (P); TJ—Montgomery (P) 48-8¾, Williams (R), Hunt (N), Fuller (F), Thomas (P); DECATH—Fink (F) 6:25.5, Hougren (S), Bayless (F), Hazelman (P), Carrillo (P).

RELAYS—440—Northridge St. (Brown, Fletcher, Brownstein, Brown) 40.6, Cal Poly SLO, C. P. Pomona, Fullerton St.; MILE—Cal Poly SLO (Johnson, Mead, Gold, Byrd) 3:12.6, C. P. Pomona, Fullerton St., Northridge St.

49th Central Collegiate Conference Championships

SCORING—Indiana 157, Eastern Mich. 96, Bowling Green 94, Western Mich. 88, Kent State 39, Drake 30, Northern Ill. 20, Kentucky St. 15, Wayne St. 15, Notre Dame 12, Toledo 10, Mich. State 10, Central Mich. 6, Illinois St. 6, Loyola 5, DePaul 5, Indiana St. 1, Others: Alabama, Ashland, Ball State, Butler, Central St., Cincinnati, Ind. Central, Iowa, Kentucky, Miami (O.), Michigan, Missouri, Ohio U. Ohio State, Purdue, Wheaton.

100—Love (In) 9.4, Woods (EMO), Johnson (Io), Storm (BG), Leftwich (In), Powell (In); 220—Love (In) 20.8w, Kolkhorst (Mo), Krainik (NI), Barnes (Dr), Wallace (In), Johnson (Io); 440—Rowe (Mic) 47.2, Vinson (EM), Eisenlauer (Io), See (BG), Holman (Dr), Williams (Mic); 880—Rogles (Mo) 1:50.5, Bolster (Mic), Hall (BS), Achgill (In), Mounts (OS), Bauls (EM); MILE—Heidenreich (In) 4:02.1, Byers (OS), Foster (As), Macdonald (BG), Berg (IIS), Diller (Mia); 3-MILE—Minty (EM) 13:23.8, Mandera (In), Ellis (EM), Hayes (In), Burkhardt (EM), Bryant (OS); 6-MILE—Cleary (In) 29:41.8, Kier (KentS), Zumbaugh (BC), Krol (De), Stanley (Ci), LoBianco (WM); 120-HH—Fegley (BG) 13.9, Stapp (In), Jenkins (EM), Jackson (In), Green (OU), Gause (OU); 440-H—Casselman (MS) 50.6, Caudill (In), Fegley (BG), Williams (KyS), Melicher (MO), Cole (Cf); 3000-M STEEPLE—Irmen (KentS) 9:02.6, Spiers (BG), Hinck (T), Wesseling (Mia), Shoemaker (BS), Stintzi (WM).

HJ—Knoedel (Io) 6-10, Hodge (In), Francis (KentS), Gorsuch (Wb), Stoimenoff (OS), Van Auken (Dr); LJ—Bolin (P) 25-9¼, Cobb (In), Gentry (Mo), Miles (WM), Wilson (In), Newbern (BG); PV—Borcharding (Mo) 16-0, Nielsen (Io), Taylor (EM), Williams (WM), Krause (CM), Wellman (EM); SP—Long (OU) 56-7½, Lawrence (Mia), Allgood (IC), Engand (A), Thomas (OS), Shumaker (Mia); DISC—Phucknett (Mo) 173-1, Lawrence (Mia), Duncan (EM), Davis (In), George (ND), Norton (BS); JAV—Dowswell (OU) 249-1, McIntosh (OU), Kozlesky (ky), Maes (WS), Dickun (BG), Neely (BS); HAM—Meyer (WM) 174-11, McCauley (WM), Willis (KentS), Ruple (Mia), Duncan (EM); TJ—Hogan (In) 50-10½, Gentry (Mo), Maclin (BG), Butler (Mic), White (WM), Stone (Bu).

RELAYS—440—Bowling Green (Johnson, Storm, Taylor, See) 41.8, Miami, Kentucky St., Western Mich., Eastern Mich., Ohio State; MILE—Indiana (Cox, Sanders, Caudill, Wallace) 3:12.0, Drake, Michigan, Bowling Green, Central St., Eastern Mich.

Central Intercollegiate Athletic Association

SCORING—Norfolk St. 103, Johnson C. Smith 35, Winston-Salem 34, Fayetteville St. 30, Virginia St. 30, Virginia Union 11, St. Augustine's 0. Others: Livingstone, Elizabeth City.

100—Riddick (N) 9.4, Wooten (F), Roberts (VU), Anthony (VU); 220—Riddick (N) Wooten (F), Carmichael (J), Macklin (W); 440—Penny (N) 48.0, Neely (N), Flood (N), Griswell (N), Adams (N); 880—Sykes (N) 1:54.3, Diggs (N), Blount (F), Moore (N), Austin (F); MILE—Diggs (N) 4:18.2, Sykes (N), Harris (W), Clarke (J), Coleman (N); 2-MILE—Clarke (J) 9:48.0, Coleman (N), Bradley (W), Knight (J), Mitchell (L); 120-HH—Brown (VS) 14.5, Colbert (N), Larry (F), Dixon (VS), Leake (J); 440-H—Colbert (N) 54.2, Saunders (W), Ballard (W), Everett (N), Dixon (VS).

HJ—tie Brockington (N) and Holt (W) 6-6, Heard (N), Cooney (L), Gambell (VU); LJ—Godwin (F) 24-6, Gamble (VU), Heard (N), Keals (E), Brockington (N); PV—Baker (N) 14-0, Ballard (W); SP—Spindle (J), Jones (J), Smith (J), Small (VS), Edwards (L); DISC—Leaver (L) 130-4, Small (VS), Miller (L), Curry (N), Jones (J); JAV—Robinson (VS) 161-10, Smalls (VS), Sanders (W), Leaver (L), Bells (F); TJ—Brockington (N) 47-8¾, Williams (VS), Moss (W), Jackson (L), Larry (F).

RELAYS—440—Norfolk St. (L. Adams, G. Adams, Colbert, Riddick) 41.7, J. C. Smith, Fayetteville St., Winston-Salem, Virginia Union; MILE—Norfolk St. (Flood, Penny, Colbert, Neely) 3:14.3, Fayetteville St., J. C. Smith, Winston-Salem, Virginia St.

Collegiate Conference of Illinois and Wisconsin

SCORING—Augustana 87½, North Central 48, Carthage 46, Wheaton 37½, Illinois Wesleyan 30, Millikin 23, Elmhurst 10, Carroll 5, North Park 1.

100—McGee (NC) 9.9, Bushong (IW), Rupnow (E), Lee (A), Humphrey (Carr); 220—Cosand (W) 21.5, Bushong (IW), Rupnow (E), McGee (NC), Humphrey (Carr); 440—Dewith (A) 49.7, Hansen (Cart), Stanek (NC), Stephens (A), Alrich (IW); 880—Hanke (NC) 1:55.6, Todd (A), Hartz (A), Yemm (A), Davies (NC); MILE—Barrett (NC) 4:16.9, Smith (W), Garrity (A), Enright (Cart), Whiteside (A); 3-MILE—Behnke (NC) 14:11.4, Cooper (A), Barrett (NC), Schumacher (Cart), O'Connor (A); 6-MILE—Behnke (NC) 30:16.6, Thompson (W), Marovitch (A), Schumacher (Cart), Fink (Cart); 120-HH—Schepper (M) 14.9, Gorsuch (W), Lichtenberg (IW), Cornelious (A), Cipolle (A); 440-H—Cornelious (A) 54.7, Schepper (M), Lichtenberg (IW), Benson (NC), Nelson (NP).

HJ—Hoberg (Cart) 6-8, Flannigan (Cart), Gorsuch (W), Van Pogue (IW), tie Stanek and Aram (W); LJ—Phillips (M) 22-3, Larson (A), Hess (A), tie Scott (A) and Gorsuch (W); PV—Thompson (A) 14-0, Felder (A), Naumann (NC), Allen (M), Estes (M); SP—Scott (A) 49-3, Konicek (Cart), Buesing (Cart), Kmiecik (Cart), Nitz (W); DISC—Buesing (Cart) 152-6, Liset (W), Scott (A), Konicek (Cart), Gordon (NC); JAV—Kiel (Cart) 186-1, Burris (M), Evans (W), McCoy (A), Finn (E); TJ—Hess (A) 44-9¼, Gorsuch (W), Rexroat (IW), Tammen (W), Carter (NC).

RELAYS-440—Augustana (Carbone, Kozlowsky, Cornelious, Dewith) 43.9, Ill. Wesleyan, Elmhurst, Wheaton, Carthage; **MILE**—Augustana (Stephens, Yemm, Cornelious, Dewith) 3:20.0, Ill. Wesleyan, Carroll, North Central, Carthage.

22nd Collegiate Track Conference Championships

SCORING—Adelphi 86½, C. W. Post 59, Queens 30, Central Conn. 27, Trenton St. 17½, Montclair St. 14, Baruch 13, N.Y. Tech 12, Fairfield 12, Kings Point 10, Brooklyn Col. 10, Southern Conn. 9, Fair, Dickinson 7, Glassboro St. 6, CCNY 4, Stony Brook 3, Jersey City St. 1, Lehman 0, Hofstra 0, Marist 0.

100—Hardware (A) 9.7, Henderson (A), Bailey (CCNY), Bella (FD), White (G); **220**—Hardware (A) 21.8, Calder (Br), Campanella (CCo), Devenger (Br), Bailey (CCNY); **440**—Davis (A) 49.5, Johnson (A), Ross (A), Harper (NYT), Mascio (Q); **880**—Ancona (CWP) 1:54.8, Quednau (NYT), Scalia (A), Rhodes (CWP), Wade (G); **MILE**—Papain (A) 4:20.5, Sheehan (CCo), Oglia (SC), Callahan (A), Wienka (G); **3-MILE**—Biedrzycki (CWP) 14:21, Field (A), Butynes (CWP), Swanson (CWP), Balavender (CCo); **120-HH**—Hamilton (A) 14.7, Cunningham (Ba), Banks (A), Stevens (G), Von Ehr (Fairf); **400-H**—Fagan (CWP) 55.3, Cowell (CCo), Von Ehr (Fairf), Sulley (T), Cohen (G); **3000-M STEEPLE**—Biedrzycki (CWP) 9:09.2, Connor (FD), Johnson (T), Collins (Fairf), Majores (NYT); **2-MILE WALK**—Semar (Fairf) 15:58.9, Bulke (KP), Hungleman (KP), Davenport (KP), Cosgriff (KP).

HJ—McRae (A) 6-5, Farrell (CWP), Cunningham (Ba), Cassell (CCo), Cooper (NYT); **LJ**—Flippen (A) 21-10, Hill (CCo), Cunningham (Ba), Farrell (CWP), Gripper (Q); **PV**—Lange (M) 13-0, Pendlebye (M), tie Murphy (A) and Hoover (T), Coombs (NYT); **SP**—Gould (Q) 54-6½, Post (CWP), Ondrjack (T), Martens (M), Desonier (CWP); **DISC**—Gould (Q) 160-3, Post (CWP), Desonier (CWP), DeLuise (T), Raguseo (FD); **JAV**—Gould (Q) 227-4; **HAM**—Desonier (CWP) 179-7, Gould (Q), Sandas (SC), Ginnett (SC), Castaldi (SC); **TJ**—Googe (A) 48-6, Gripper (Q), Hill (CCo), Henly (SB), Thompson (CWP).

RELAYS-440—Adelphi (Banks, Hardware, Henderson, Davis) 42.3, Brooklyn Col., Baruch, Central Conn., Jersey City; **MILE**—Adelphi (Scalia, Ross, Johnson, Davis) 3:19.9, N.Y. Tech, Central Conn., Queens, C. W. Post.

Far Western Conference

SCORING—Sacramento St. 125, Chico St. 124, Humboldt St. 106, San Francisco St. 104, Hayward St. 103, UC Davis 84, Sonoma St. 4.

100—Pettus (SF) 9.8, Clark (Ha), Ligons (Sac), Smith (Ha), Roberts (Sac), Parker (Ha); **220**—Pettus (SF) 21.3, Clark (Ha), Ligons (Sac), Smith (Ha), Tierney (D), Potts (C); **440**—Colden (Ha) 48.6, Bolton (Sac), Miller (Hu), Ferguson (C), Gestri (Son), Salem (SF); **880**—Nicholls (Sac) 1:53.0, Mijares (Sac), Butler (C), Scott (C), Harris (D), Swearingen (Sac); **MILE**—Smead (Hu) 4:15.7, Silva (C), Price (C), McGrath (D), Heilman (Ha), Elias (Hu); **3-MILE**—Smead (Hu) 14:06.6, Furey (Sac), Delaney (Hu), Price (C), Yeo (D), Silva (C); **6-MILE**—Smead (Hu) 29:16.9, Furey (Sac), Lowry (Hu), Delaney (Hu), Elias (Hu), Anderson (Ha); **120-HH**—Ellis (Sac) 14.7, Gravenburg (Hu), Davis (SF), Hull (D), White (Ha), Mulligan (SF); **440-H**—Fath (C) 54.0, Ellis (Sac), Giblin (D), Davis (SF), Brooker (SF), Anzilotti (Ha); **3000-M STEEPLE**—Brown (C) 9:01.0, Elijah (Hu), Anderson (Hu), Davis (D), Cano (SF), Berquist (D);

HJ—Coleman (Sac) 6-8, Sullivan (C), Platt (D), Jackson (Hu), Cox (Sac), Kahn (D); **LJ**—Uraman (C) 24-8½, Terry (D), Fernandez (SF), Jones (SF), Taylor (Sac), Emigh (D); **PV**—Jones (C) 15-0, Lynn (SF), Ballou (C), McCray (Sac), tie Nelson (Ha), Garber (Ha) and Starmer (D); **SP**—Godsey (Hu) 51-7½, Rogge (Ha), Cobbler (Hu), Schnell (Ha), Greg (SF), Reno (Sac); **DISC**—Nave (Ha) 171-3, Yourek (C), Kirkham (D), Heilman (C), Catron (D), Houser (C); **JAV**—Parker (SF) 228-8, Seals (D), Lister (Sac), Finney (C), Dinkler (Hu), Salini (Ha); **HAM**—Blankenship (Ha) 177-7, Franson (C), Dyer (Ha), McGill (Sac), Szelle (SF), Serafino (Ha); **TJ**—Terry (D) 51-3½, Fernandez (SF), Taylor (D), Butler (SF), Schneider (Ha), Taylor (Sac); **DECATH**—Mulligan (SF) 6,561, Mesbacher (C), Moriscoli (Ha), Heilman (Hu), Fisher (Son), Woolridge (C).

RELAYS-440—Sacramento St. 41.4, Hayward St., San Francisco St., UC Davis, Humboldt St., **MILE**—Sacramento St. 3:16.6, San Francisco St., UC Davis, Hayward St., Chico St.

Greater Boston Championships

SCORING—Harvard 151, Northeastern 63, Boston Col. 53, Tufts 24, MIT 16, Boston U. 12.

100—Horton (H) 10.0, Akinkowitz (BF), Donlin (T), Nance (H), Guarente (BC); **220**—Horton (H) 22.1, Nance (H), Wilkes (MIT), Donolov (T), Davenport (N); **440**—Leone (H) 49.2, Peters (H), Trovato (BC), Davenport (N), McCrory (BC); **880**—Mabee (T) 1:53.9, Becker (BC), Lowell (BC), Svenson (N), Goggin (BC); **MILE**—Francis (BC)

4:09.4, Rojas (H), Scribner (N), Okerman (H), Campbell (H); **3-MILE**—Buckley (N) 14:07, Keefe (H), Richardson (MIT), Linsk (H), Ciano (T); **6-MILE**—Greer (N) 30:16.2, Muller (H), Graham (H), Carlson (MIT), Kelly (BU); **120-HH**—Tyler (BU) 14.9, Butler (H), Himlin (T), Valentine (N), Queen (BU); **440-H**—Butler (H) 53.5, Hintlian (T), Buckley (H), Charland (BC), Okine (MIT); **3000-M STEEPLE**—Skinner (H) 9:18.2, Hamel (N), Boyle (BC), Paul (T), Dunn (H).

HJ—Embre (H) 6-10, McCulloh (H), Quigley (N), Leppo (BC), Brennan (N); **LJ**—Vanderpool-Wallace (H) 23-0, Heckel (H), Mahoney (BC), Ebbetts (N), Reno (N); **PV**—Kleiger (H) 15-0, Hanes (H), Berg (H), Devane (BC), Williams (MIT); **SP**—Dray (BC) 53-10½, Ray (N), McCafferty (H), Hughes (H), Witten (H); **DISC**—Niemi (H) 151-5, Ray (N), Dray (BC), Hackett (N), Queen (H); **JAV**—Johnson (N) 209-11, Lincoln (H), Cusher (T), Walsh (N), Brannick (N); **HAM**—Hughes (H) 186-5, Niemi (H), Dray (BC), Gistaro (BC), Jiggetts (H); **TJ**—Vanderpool-Wallace (H) 47-1, Kayali (H), Sharpe (H), Ebbetts (N), Reno (N).

RELAYS-440—Harvard (Horton, Nance, Boyer, Vanderpool-Wallace) 42.7, Northeastern, MIT, Tufts, Boston Col.; **MILE**—Boston Col. (McCrory, Vercollone, Riordan, Trovato) 3:24.4, Harvard, Northeastern, MIT.

Gulf South Conference

SCORING—NW Louisiana 94½, SE Louisiana 92, Mississippi Col. 38, Troy State 34, Delta St. 21½, Florence St. 21, Jacksonville St. 0.

100—Hardy (SE) 9.4, Stewart (M), Lawrence (SE), Denton (NW), Babers (NW); **220**—Hardy (SE) 21.4, Oliver (T), Denton (NW), Babers (NW), Stewart (M); **440**—Oliver (T) 45.8, Douglas (SE), Moore (NW), Campbell (M), Jones (D); **880**—Skaggs (NW) 1:53.8, tie Hopkins (D) and Gatson (NW), Taylor (NW), Bedell (T); **MILE**—O'Rourke (T) 4:13.5, Gatson (NW), Marino (SE), Evans (M), Wallace (M); **3-MILE**—Trammell (NW) 14:24.5, Bolt (F), Marino (SE), Taul (SE), Been (NW); **120-HH**—Martin (SE) 14.5, Lawrence (SE), Blue (SE), Phillips (F), Richards (NW); **440-H**—Phillips (F) 53.1, Martin (SE), Blue (SE), Whiteside (M), Skaggs (NW); **3000-M STEEPLE**—Dukes (M) 8:54.1, Moore (NW), Taul (SE), Gatson (NW), Been (NW).

HJ—Curry (D) 6-10, Saul (M), Brown (F), McMullen, Nations (T); **LJ**—Brown (NW) 24-8, Thomas (NW), Denton (NW), Smith (SE), Echolls (T); **PV**—Huffman (D) 14-0, Mitchell (NW), Pope (NW); **SP**—Guillory (SE) 52-9½, Waterbury (M), Aikens (F), Kofnovce (NW), Hale (D); **DISC**—Lee (NW) 156-8, Price (SE), Guillory (SE), Yates (M), Waterbury (M); **JAV**—McCannell (NW) 214-8, Swett (SE), Felton (M), Bickham (SE), Baker (SE); **HAM**—Santangini (T) 142-6, Price (SE), Nelson (SE) Kofnovce (NW), Raines (D); **TJ**—McIntosh (NW) 49-4, Echolls (T), Smith (SE), Curry (F), Saul (M).

RELAYS-440—SE Louisiana (Hardy, Lawrence, Stevenson, Douglas) 40.6, NW Louisiana, Troy St., Mississippi Col., Delta St.; **MILE**—NW Louisiana (Thomas, Morning, McKinney, Moore) 3:13, SE Louisiana, Mississippi Col., Delta St., Florence St.

40th Heptagonal Championships

SCORING—Pennsylvania 84, Navy 79, Cornell 53, Harvard 24½, Princeton 21½, Brown 17, Army 15, Dartmouth 8, Columbia 1, Yale 1.

100—Seitz (Pe) 9.7, Meter (B), Ganzle (Pe), Barron (Cor), Redden (Cor); **220**—Seitz (Pe) 21.2, Rudasill (B), Craven (A), Barron (Cor), James (Pe); **440**—Stephan (N) 47.6, McNeill (Cor), Waye (Pr), Abels (Cor), Nepola (Y); **880**—Anastasio (Cor) 1:49.3, Roach (Cor), Bateman (N), Masback (Pr), Weicksell (Pr); **MILE**—Kramer (N) 4:03.5, Gilmore (N), Christ (Pe), Patterson (Cor), Foyne (Col); **3-MILE**—Vander Kraats (Pr) 13:40.8, Kramer (N), Rafferty (Pe), Trujillo (A), DeMarco (Cor); **120-HH**—Collins (Pe) 13.8, Schwab (Pe), Mondschein (Pr), Clune (Pe), Dellarocco (A); **440-H**—Collins (Pe) 50.9, Schwab (Pe), Escallier (B), Butler (H), Angelini (Pr); **3000-M STEEPLE**—Fikes (Pe) 8:45.0, McKee (Pe), Lowman (Ne), Hubbard (N), Fiori (Pe).

HJ—Embre (H) 7- ¼, Willis (N), Coppins (N), McCulloh (H), Sperker (Pe); **LJ**—Vanderpool-Wallace (H) 24- ¾, Rasin (N), High (N), Stephan (N), Sharpe (H); **PV**—Rabb (Pe) 16-0, Williges (Pr), Zwingleberg (N), Caputo (A), Brannon (N); **SP**—Doupe (Cor) 59-8½, Hribar (N), Shields (Cor), Mundt (B), McCafferty (H); **DISC**—Sample (A) 164-7, Murphy (N), Beltz (Pe), Herman (N), Davis (A); **JAV**—Hummins (D) 234-2, Charsen (N), Franks (Pr), Garinski (D), DePalma (Pe); **HAM**—Bregar (N) 204-5, Shields (Cor), Hughes (H), Fackrell (N), Bessette (Pe); **TJ**—Leonard (Cor) 50-11½, Rasin (N), Granger (Cor), Perry (Pe), Vanderpool-Wallace (H).

RELAYS-440—Pennsylvania (Gansle, James, Seitz, Grannum) 40.7, Brown, Cornell, Navy, tie Harvard and Princeton; **MILE**—Pennsylvania (Hall, Gansle, Schwab, Collins) 3:12.2, Cornell, Navy, Harvard, Princeton.

98th ICAAAA Championships

SCORING—Penn State 50, Navy 30, Seton Hall 27, Manhattan 27, Pennsylvania 25½, Villanova 23, Maryland 17, Cornell 15, Pittsburgh 13, C. W. Post 13, Catholic 10, Temple 9, Massachusetts 9, William & Mary 8, St. Joseph's 7, Rutgers 6, West Chester 6, Boston Col. 6, Connecticut 5, Northeastern 4, Harvard 4, Adelphi 3, Queens 3, Princeton 3, Columbia 2, Georgetown 2, Drexel 2, American 1½, Tufts 1, Holy Cross 1, Bucknell 1, Lafayette 1, Brown 1.

100—Joseph (SH) 9.4, Sands (PS), Hardware (Ad), Basciano (Mar), Meyer (Br); **220**—Joseph (SH) 20.5, Sands (PS), Black (SJ), Musgrove (Ca), Seitz (Pe); **440**—Brook (SH) 46.9, Musgrove (Ca), Griffin (WC), Stephan (Na), McLaughlin (Bu); **880**—Francis (BS) 1:47.8, Robinson (Ca), Clark (WM), Anastasio (Cor), Bruce (Man); **MILE**—Hartnett (V) 4:00.4, Gegan (V), Savage (Man), Foynes (Col), Kramer (N); **3-MILE**—Coghlan (V) 13:26.6, Martin (WM), Thomas (Mas), tie Fiko (Pe) and Cohen (Am); **6-MILE**—Maguire (PS) 28:48.8, McCarey (V), Sieben (R), Collins (Cor), Gittings (PS); **120-HH**—Collins (Pe) 13.7, Shine (PS), Singleton (PS), Lynn (D), Bunting (Sh); **440-H**—Collins (Pe) 50.2, Shine (PS), Schwab (Pe), Eckman (V), Hmitlian (T); **3000-M STEEPLE**—Squires (Man) 8:49.6; Wilson (Mas), Maguire (PS), Gillian (Mas), Roche (R).

HJ—Horne (Te) 6-11, Embree (Ha), Riley (Pi), Lennex (SJ), Rom (HC); **LJ**—Rea (Pi) 25-9½, Davenport (Mar), Nathaniel (Man), Brown (SH), Rasin (N); **PV**—Brannon (Na) 15-9, Gifford (PS), Williges (Pr), Huff (R), Zwingelberg (Na); **SP**—Doupe (Cor) 59-11½, Brady (Man), Gould (O), Lowe (Con), Shields (Cor); **DISC**—Desonier (CWP) 172-6, Post (CWP), Reihner (PS), Dilks (PS), Brady (Man); **JAV**—Charlsen (Na) 239-4, DePalma (Pe), Fisher (Mar), Kirby (Mar), DeLape (Na); **HAM**—Bregar (Na) 207-9, Dierassi (No), Bessette (Con), Desonier (CWP), Shields (Cor); **TJ**—McBryde (Man) 51-11½, Rea (Pi), Leonard (Cor), Lennex (SJ), Rasin (Na).

RELAYS—**440**—Penn State (Shine, Hackman, Singleton, Sands) 40.4, Pennsylvania, Temple, Maryland, Lafayette; **MILE**—Seton Hall (Presley, Lewis, Brock, Daley) 3:10.8, Penn State, West Chester, Georgetown, Villanova.

Independent College Athletic Conference

SCORING—Rochester Tech 83, St. Lawrence 68, RPI 61, Alfred 55, Ithaca 21, Hobart 0.

100—Jones (RPI) 9.71, Rice (SL), Newsome (RT), Varga (A), Searfoss (RT); **220**—Rice (SL) 22.39, Jones (RPI), Newsome (RT), Searfoss (RT), Varga (A); **440**—Spieker (RT) 50:38, Wormer (SL), Germain (A), Kahm (A), Cameron (A); **880**—Osborn (RPI) 1:57.70, Miller (A), Byrne (A), Chantry (SL), Forrister (RPI); **MILE**—Pollock (SL) 4:17.85, Evans (SL), Gibson (A), McGann (SL), Pulos (A); **2-MILE**—Pollock (SL) 9:30.88, Pulos (A), Shirley (RPI), Gibson (A), Palmer (RT); **120-HH**—Wolling (RT) 15.06, Greene (RPI), Varga (A), Dunlavy (RT), Serdakowski (RPI); **440-H**—Wolling (RT) 55:41, Dunlavy (RT), Greene (RPI), Stanley (A), Lane (A).

HJ—Fahy (I) 6-2, Grant (I), Rath (SL), Pontanovic (RT), George (A); **LJ**—Clark (RT) 21-10½, Reynolds (RT), McNamara (I), McGuire (SL), Shuster (SL); **PV**—King (I) 14-4¼, Long (SL), Rubin (A), Cooper (SL), Green (RT); **SP**—Lowell (RPI) 49-8, Burke (RT), Masulius (RT), Allen (SL), Bruce (A); **DISC**—Bruce (A) 142-3, Lowell (RPI), Ellis (RPI), Masulius (RT), Kriznik (RT); **JAV**—Gale (SL) 193-8, Laboo (RPI), Burback (RT), Herstein (SL), Stanley (A); **HAM**—Koch (RT) 157-4, Farber (RPI), Lowell (RPI), Ellis (RPI), Freel (RPI); **TJ**—George (A) 45-0, Clark (RT), Reynolds (RT), Appel (SL), Shuster (SL).

RELAYS—**440**—Rochester Tech 43.1, RPI, St. Lawrence, Alfred, Ithaca; **MILE**—St. Lawrence 3:25.10, Rochester Tech, Alfred, RPI, Ithaca.

Indiana Collegiate Conference

SCORING—Indiana Central 73, Butler 64, Valparaiso 54, Wabash 36, DePauw 30, Evansville 28.

100—Adu (B) 9.5, Cooper (E), Johnson (E), Steckler (IC); **220**—Willoughby (E) 23.1, Cooper (E), Musselman (IC), Duff (D), Davis (IC); **440**—Brown (V) 50.4, Stoops (D), Musselman (IC), Semro (V), Park (D); **880**—Burleson (B) 1:53.3, Murray (V), Miller (B), Whitman (IC), Siuta (V); **MILE**—Burleson (B) 4:11.4, Romesser (IC), Brady (V), Miller (B), Carpenter (W); **3-MILE**—Romesser (IC) 14:23.9, Schroeder (V), O'Connell (W), Waterfil (B), Shallenberger (V); **120-HH**—Reynolds (W) 14.9, Phillips (IC), Himmelhaver (W), Knight (E), McGarvey (D); **440-H**—Brown (V) 54.6, McGarvey (D), Hall (IC), Lawton (W), Brown (W); **3000-M STEEPLE**—Stover (IC) 9:45.1, Kelsner (B), Shallenberger (V), Hanni (IC), Hawley (W).

HJ—Layman (IC) 6-6, Rowe (B), Harter (V), Tucker (B), Thomas (D); **LJ**—Adu (B) 23-4, Skorupa (D), Davis (IC), Brimm (E), Jacobson (V); **PV**—Holder (IC) 13-0, David (B), Hood (B), Adams (V); **SP**—Allgood (IC) 49-8, Pursel (W), Middeldorf (V), Miller

(W), Gunyon (IC); **DISC**—Miller (W) 137-10, Middeldorf (V), Scott (D), Pursel (W), Allgood (IC); **JAV**—Walkup (B) 172-5, Hass (IC), Lautner (B), Ehrhshwender (D), Schiff (W); **TJ**—Adu (B) 45-3, Jones (W), Jacobson (V), Skorupa (D), Davis (IC).

RELAYS—**440**—Evansville 43.3, Ind. Central, DePauw, Valparaiso, Butler; **MILE**—Ind. Central 3:24.9, Valparaiso, DePauw, Butler.

52nd Iowa Conference Championships

SCORING—Luther 110, William Penn 60, Wartburg 45, Central 27, Buena Vista 15, Simpson 8, Dubuque 7, Upper Iowa 0.

100—Olson (WP) 10.0, Dewey (W), Spires (L), Cannon (L), Gano (C); **220**—Youngblood (C) 22.4, Olson (WP), Cannon (L), Bell (L), tie Keuhl (S) and Patrick (S); **440**—Youngblood (C) 48.8, Jorgenson (L), Wilson (C), Patrick (S), Gray (L); **880**—Hotz (W) 1:56.9, Neubauer (L), Jacobsen (L), Tower (BV), Howell (L); **MILE**—Williamson (L) 4:20.1, Potter (L), Bleckwehl (W), Oelschlaeger (W), Herrig (D); **3-MILE**—Williamson (L) 14:53.6, Murray (L), Hansen (L), Bleckwehl (W), Oelschlaeger (W); **120-HH**—Ellefson (W) 14.9, Schroeder (L), Buscher (C), Harrison (WP), Dunn (WP); **440-H**—Schroeder (L) 55.9, Foltz (W), Kosman (WP), Bies (L), Ebert (W).

HJ—Graves (WP) 6-6, Dodge (W), Harrison (WP), Wilson (S), Meeker (WP); **LJ**—Steinberg (L) 22-5½, Kuh (L), Cannon (L), Koch (BV), Sieroe (BV); **PV**—Hahn (L) 12-6, Tryon (BV), Frank (WP), Reeder (WP), Cunningham (S); **SP**—Patik (WP) 52-½, Dirth (L), Guthrie (W), Howard (C), Schumacher (BV); **DISC**—Dirth (L) 147-7, Brown (D), Berkas (L), Tower (WP), Groh (L); **JAV**—Tower (WP) 202-2, Vesconvi (WP), McGee (WP), Brown (D), Johnson (S); **TJ**—Steinberg (L) 44-3½, Burmiester (L), Graves (WP), Koch (BV), Hichman (S).

RELAYS—**440**—Luther (Gray, Jorgenson, Cannon, Bell) 43.5, William Penn, Wartburg, Central, Buena Vista; **MILE**—Wartburg (Hilden, Foltz, Dewey, Hotz) 3:24.0, Central, Luther, Buena Vista, William Penn.

39th Mason-Dixon Conference Championships

SCORING—Catholic 89, Bridgewater 52, Towson St. 48, Mt. St. Mary's 40, Gallaudet 19, Umd. Baltimore 13, Roanoke 9, Loyola 1.

100—Hartman (B) 9.9, Musgrove (C), Stewart (B), Brooks (M), Watson (L); **220**—Musgrove (C) 22.0, Homan (C), Banks (M), Brooks (M), Magill (UMB); **440**—Musgrove (C) 48.2, Banks (M), Homan (C), Magill (UMB), Fisher (C); **880**—Robinson (C) 1:53.3, Robinson (C), Smith (C), Menschner (M), LaRocco (R); **MILE**—Robinson (C) 4:14.5, Smith (C), Burgragh (C), Dayhoff (C), Johnson (T); **3-MILE**—Phillips (B) 14:25.7, Warner (R), Amoss (M), Dayhoff (C), Talarico (M); **120-HH**—Fogarty (C) 14.7, Lubas (M), Monroe (C), Hoffman (T), Harris (T); **440-H**—Monroe (C) 55.1, Miller (B), Hoffman (T), Markey (B), Pennington (T).

HJ—Ellis (T) 6-0, Wisse (UMB), Bruner (B), Brand (R); **LJ**—Mumbert (B) 22-7, Randall (M), Ellis (T), Swomley (M), Haring (G); **PV**—Metzler (B) 13-6, Aherne (B), Jones (B), Scheffel (C), Fischetti (T); **SP**—Serafini (T) 48-7½, Maffey (C), O'Brien (T), Aquila (C), Fitzpatrick (G); **DISC**—Aquila (G) 135-10, Maffey (C), Fitzpatrick (G), Serafini (T), Boyd (G); **JAV**—Flowers (T) 168-6, Maxey (B), Hoolko (M), Harris (T), Reznik (B); **TJ**—Ellis (T) 44-5½, Swomley (M), Monroe (C), Brand (R), Mondres (B).

RELAYS—**440**—Mt. St. Mary's (Adkins, Swomley, Banks, Brooks) 44.1, Umd. Baltimore, Catholic, Bridgewater, Towson St.; **MILE**—Catholic (Monroe, Robinson, Musgrove, Homan) 3:23.0, Towson St., Gallaudet, Umd. Baltimore, Bridgewater.

41st Metropolitan Championships

SCORING—Seton Hall 71, Manhattan 45, C. W. Post 45, Rutgers 37, Adelphi 35, St. John's 27, Fordham 23, Columbia 19, Fair, Dickinson 1, NYU 1.

100—Joseph (SH) 9.4, Hardware (A), Treadwell (SH), Nathaniel (M), Carey (CWP); **220**—Joseph (SH) 20.6, Hardware (A), Treadwell (SH), Nathaniel (M), Basile (Fo); **440**—Brook (SH) 47.7, Ancona (CWP), Ross (A), Tyson (SH), Johnson (A); **880**—Savage (M) 1:50.8, Greene (SH), Skeggs (SJ), Trammel (Fo), Long (SJ); **MILE**—Foynes (Co) 4:01.7, Savage (M), Jurgens (Fo), Lament (Co), Gaughan (M); **3-MILE**—Biedrzycki (CWP) 13:58.2, Colon (M), Sieben (R), Field (A), Clark (SJ); **120-HH**—Bunting (SH) 14.3, McEvoy (SH), Hamilton (A), Myatt (SH), Corso (CWP); **440-H**—Fagan (CWP) 53.0, Spicker (R), Webb (SH), Streets (A), Armstrong (Co); **3000-M STEEPLE**—Squires (M) 8:55.0, Roche (R), Keating (SJ), Davis (R), Soto (SJ).

HJ—Howell (R) 6-8, Bell (SJ), McRae (A), O'Connell (M), Thompson (NYU); **LJ**—Brown (SH) 23-6½, Nathaniel (M), Webb (SH), Flippen (A), Cestero (SH); **PV**—Huff (R) 15-7½, Ewers (B), Prunty (M), Testa (SJ), Meagher (FD); **SP**—Arciere (A) 54-11, Wallace (Fo), McDonald (Co), Post (CWP), Davis (R); **DISC**—Desonier (CWP) 169-3, Otterstetter (Co), Atkinson (Fo), Post (CWP), Brady (M); **JAV**—Rivra (R) 220-9, Wasp (Fo), Johnson (CWP), Horan (Fo), Gerhart (R); **HAM**—Desonier (CWP) 184-8, McCree

(SJ), Atkinson (Fo), Post (CWP), Chiciorelli (Co); **TJ**—McBryde (M) 50-5, Brown (SH), Nathaniel (M), Gode (A), Elsmann (A).

RELAYS—440—Seton Hall (Treadwell, Joseph, Webb, Greenwood) 41.7, St. John's, C.W. Post, Adelphi, Fordham; **MILE**—Seton Hall (Presley, Lewis, Cooper, Brock) 3:14.5, St. John's, C.W. Post, Columbia, Manhattan.

83rd Michigan Intercollegiate Championships

SCORING—Calvin 62, Alma 60, Kalamazoo 42, Olivet 41, Albion 32, Hope 29, Adrian 6.

100—McClellan (Alb) 9.9, Gorecki (K), Charles (Alm), Baxter (Alm), Blanchard (K); **220**—McClellan (Alb) 22.8, Gorecki (K), Ferguson (O), Baxter (Alm), Condon (O); **440**—Condon (O) 49.6, Beversluis (C), Hadden (Alm), Moss (Alm), Damaska (Alb); **880**—Eskelson (Alm) 1:57.6, Powers (H), DeYoung (C), Van Kampen (C), Apol (C); **MILE**—Aldrich (Alb) 4:18.8, Scholl (H), Norris (K), Hummel (O), Vandenberg (C); **2-MILE**—Norris (K) 9:26.7, Hummel (O), Graham (K), Stark (H), Spencer (Alb); **4:20-HH**—Bakeman (K) 15.1, Strother (Alb), Veurink (C), Martin (Alb), Stuparek (Alm); **4:40-H**—Veurink (C) 55.2, Timmer (C), Harvey (Alm), Nelson (Alm), Crawford (K).

HJ—Wildgen (H) 6-4, Allen (O), Harvey (Alm), Bedore (Alm), VanderPol (C); **LJ**—Harvey (Alm) 21-7, Beversluis (C), Querth (O), Gorecki (K), VanderPol (C); **PV**—Boyak (K) 14-10½, Wildger (H), Livock (O), Peterson (Alm), Volkema (H); **SP**—Parsons (O) 47-6, Lothrop (Alm), Bosch (C), tie DeYoung (H) and Lukow (H); **DISC**—Nobal (A) 139-2, Went (Alb), Bosch (C), Staal (H), DeYoung (H); **JAV**—Afman (C) 203-3, Stosiek (Alm), Bode (C), DeYoung (H), Coyle (K); **TJ**—Harvey (A) 45-8¼, VanderPol (C), Breems (C), VanderWerff (C), Orlowski (Alm).

RELAYS—440—Olivet (Ferguson, Oliver, Schalan, Condon) 44.0, Alma, Kalamazoo, Albion, Calvin; **MILE**—Calvin (DeYoung, Heiminga, Van Kampen, Beversluis) 3:24.9, Alma, Olivet, Kalamazoo, Hope.

28th Mid-American Conference Championships

SCORING—Eastern Mich. 123, Bowling Green 120, Western Mich. 109, Kent State 97, Ohio U. 59, Miami 43, Northern Ill. 35, Central Mich. 26, Ball State 25, Toledo 14.

100—Woods (E) 9.6, Cherrier (K), Storm (BG), Chapman (E), Knox (M), Childress (W); **220**—Cherrier (K) 21.2, Krainik (N), Woods (E), See (BG), Bradshaw (C), Childress (W); **440**—Vinson (E) 46.2, Krainik (N), See (BG), Taylor (BG), Long (M), LoDico (BG); **880**—Vermilyea (BG) 1:51.4, Baulis (E), Scott (N), Hall (BS), Davie (BS), Combs (E); **MILE**—Macdonald (BG) 4:04.8, Burns (C), Diller (M), Minty (E), Benge (BS), Hassett (W); **3-MILE**—Minty (E) 13:52.5, Hince (T), Macdonald (BG), Ellis (W), Shoemaker (BS), Burkhardt (E); **6-MILE**—Minty (E) 29:30.9, Macdonald (BG), Ellis (E), Hince (T), Zumbough (BG), Kier (K); **120-HH**—Baker (W) 14.0, Greene (O), Cause (O), Hull (K), Jenkins (E), Cornwell (W); **4:40-H**—Fegley (BG) 52.5, Clerkley (W), Cornwell (W), Alexia (C), Gregory (K), Lanning (W); **3000-M STEEPLE**—Irmen (K) 8:58.5, Spiers (BG), Shoemaker (BS), Stintzi (W), Dunfee (O), Hince (T).

HJ—Francis (K) 6-8, tie Adams (O) and Johnson (C), Brown (K), tie Edwards (BG) and Brown (T); **LJ**—Miles (W) 24-1, Cherrier (K), Chapman (E), Newbern (BG), Harden (K), Larson (N); **PV**—Anderson (W) 16-6, Williams (W), Taylor (E), Hochuli (O), Dewitt (W), Brazleton (BG); **SP**—Long (O) 58-3¼, Lawrence (M), Shumaker (M), Schomer (W), Accambay (K), Ruple (M); **DISC**—Duncan (E) 167-1, Lawrence (M), Wettenhall (E), Becker (O), Scrugham (M), Schomer (W); **JAV**—Downsoll (O) 262-0, Pauli (N), Dickun (BG), MacIntosh (O), Neely (BS), Tymczek (C); **HAM**—Accambay (K) 217-1, Willis (K), Meyer (W), McCauley (W), Skica (K), Wettenhall (E); **TT**—White (W) 49-3¼, MacLin (BG), Vinson (E), Hardin (K), Nesbitt (C), Clerkley (W); **DECATE**—Weber (BG) 7.206, DeBruin (W), Howell (BS), Anderson (W), Hoops (C), Rubins (BG).

RELAYS—440—Kent State (Gregory, Spivery, Cherrier, Mason) 41.5, Miami, Bowling Green, Northern Ill., Eastern Mich., Western Mich.; **MILE**—Eastern Mich. (Travis, Arnold, Soens, Vinson) 3:18.9, Bowling Green, Western Mich., Ohio, Kent State, Ball State.

Mid-Eastern Athletic Conference

SCORING—N. C. Central 77, Delaware St. 68, S. C. State 52, North Carolina A&T 28, Morgan St. 22, Howard 13, Umd. Eastern Shore 9.

100—Black (NCC) 9.4, Hinton (M), Bellamy (AT), McCarthy (SCS), Shavis (H); **220**—Black (NCC) 20.7, McCarthy (SCS), Sang (NCC), Cook (M), Tullis (D); **440**—Ray (NCC) 46.9, Sang (NCC), Morris (D), Dempsey (M), Corley (H); **880**—Onko (NCC) 1:51.4, Wilson (D), Howell (D), Majetta (AT), Walden (M); **MILE**—Wilson (D) 4:09.5, Onko (NCC), Savage (D), Escobar (D), Smith (SCS); **2-MILE**—Wilson (D) 9:36.6, Savage (D), Gooden (NCC), Ames (H), Smith (SCS); **120-HH**—Foster (NCC) 14.4, Miller

(AT), Griffin (H), Oliver (SCS), Morton (SCS); **4:40-H**—Bassett (NCC) 52.6, Brown (SCS), Foster (NCC), Miller (AT), Wilson (H).

HJ—Patton (SCS) 6-6, Brown (SCS), Lewis (D); **LJ**—Sang (NCC) 24-5, Hinton (M), Pearson (D), Kenley (SCS), Tullis (D); **PV**—Speaks (SCS) 12-6, Floyd (SCS), Carroll (D), Hawkins (D), Waples (UMES); **SP**—Christian (AT) 48-4½, Broszka (D), Layton (SCS), Smith (AT), Powell (D); **DISC**—Smith (AT) 142-11, Neal (UMES), Wells (M), Broszka (D), Carney (D); **JAV**—White (D) 212-9, Fulwood (SCS), Broszka (D), Lofton (SCS), Carney (D); **TJ**—Scott (NCC) 45-3½, Royale (UMES), Turner (AT), Pearson (D), Tullis (D).

RELAYS—440—N. C. Central (Bassett, Ray, Sang, Black) 40.6, Morgan St., S. C. State, Delaware St., Howard; **MILE**—N. C. Central (Ray, Ouko, Black, Sang) 3:13.1, Howard, S. C. State, Morgan St., Delaware St.

Middle Atlantic Conference—University Division

SCORING—West Chester 55, Bucknell 48, LaSalle 41, Temple 35, St. Joseph's 31, Lafayette 27, Drexel 23, American 18, Lehigh 11, Delaware 8, Gettysburg 7, Hofstra 0, Rider 0.

100—Bailiff (WC) 9.7, Reid (WC), Siemniecki (Laf), Black (SJ), Diemer (B); **220**—Black (SJ) 21.6, Wister (T), Reid (WC), Scott (B), Diemer (B); **440**—Griffin (WC) 47.6, Fauntleroy (LaS), McLaughlin (B), Cross (Laf), Baumann (Laf); **880**—McLean (B) 1:52.8, Stewart (De), Naglerberg (B), Bonasorte (B), Cullen (T); **MILE**—Carroll (B) 4:08, Thoren (Le), Butler (B), Jacovini (LaS), Cohen (A); **3-MILE**—Cohen (A) 14:04.3, Roddy (G), Calvano (B), eKriehard (A), Michael (Le); **6-MILE**—Hyde (B) 30:04.8, Brown (LaS), Davis (A), Pesce (T), Scarbrough (G); **120-HH**—Lynn (Dr) 14.2, Scully (Dr), Albright (Laf), Harmon (Laf), Reimold (Laf); **4:40-H**—Scully (Dr) 53.6, Stradling (T), Mara (T), Agnew (WC), Schoeffler (B); **3000-M STEEPLE**—Reinhart (A) 9:11.8, Patterson (WC), Hager (B), Davis (B), McCoy (B).

HJ—Lennex (SJ) 7-0, tie Horn and Irion (T), Gilbert (Laf), Klotz (Laf); **LJ**—Lennex (SJ) 24-4¼, Green (Le), Carter (LaS), Cannelli (T), Wadsworth (WC); **PV**—O'Neal (LaS) 14-6, Kovic (T), Gorman (WC), Vallone (C), Gladu (Dr); **SP**—Sekulski (WC) 53-9½, Purper (LaS), Keys (WC), Dmicola (Dr), Omensetter (LaS); **DISC**—Purper (LaS) 155-10, Sekulski (WC), Michaels (De), DiNicola (Dr), Tobia (LaS); **JAV**—Reynolds (LaS) 217-10, Cush (Laf), Cross (WC), Lankenau (Le), Palmer (De); **TJ**—Lennex (SJ) 52-5, Gravelly (B), Carter (LaS), Gilbert (Laf), Grady (B).

RELAYS—440—Temple (Wister, Albanese, Petizman, Moore) 41.3, West Chester, Lafayette, Drexel, St. Joseph's; **MILE**—West Chester (Vnuk, Attarian, Agnew, Griffin) 3:14.4, St. Joseph's, Lafayette, Temple, LaSalle.

Middle Atlantic Conference—College Division

SCORING—Widener 70, Johns Hopkins 41, Lebanon Valley 27, Ursinus 20, Washington Col. 19, Dickinson 16, Juniata 13, Delaware Valley 11, Susquehanna 11, Wagner 11, Muhlenberg 10, Swarthmore 10, Frank & Marsh 8, Western Md. 4, Lycoming 1.

100—Johnson (Wi) 9.4w, Todman (Sw), Priestler (LV), Gassert (LV), Williams (Wi); **220**—Johnson (Wi) 22.3, Priestler (LV), Scharf (Was), Ulrich (Di), Gassert (LV); **440**—Allen (Wag) 49.3, Scharf (Was), Schreiber (JH), Koval (Ju), Wilson (DV); **MILE**—Clement (Was) 1:58.1, Burns (Wi), Klick (Wi), Koval (Ju), Mick (JH); **3-MILE**—Clement (Was) 4:22.1, Kennedy (JH), Garner (Wi), Guy (Wi), Yoder (Su); **2-MILE**—Hargreaves (FM) 9:29.8, Guy (Wi), Kennedy (JH), Wilson (DV), Rutherford (JH); **120-HH**—Greenfield (JH) 14.5, Wilson (WM), Priestler (LV), Rutherford (JH), Kobylynski (DV); **4:40-H**—Greenfield (JH) 54.6, Kobylynski (DV), Montgomery (U), Schallerup (Sw), Hyland (JH).

HJ—McMahon (Wi) 6-4, Knisely (M), Schaeffer (Su), Ruth (U), McCommon (Di); **LJ**—Miles (JH) 22-6¼, Halbleib (LV), Kostecki (Wi), Schreiber (JH), Burkholder (Di); **PV**—Zimmerman (Ju) 14-3, McGinnis (Sw), Bausher (Ju), Erisman (Wi), Bowen (Ju); **SP**—Growth (Wi) 49-1¼, Zimba (DV), Gassert (LV), Troutman (FM), Schiff (JH); **DISC**—Winfrey (Di) 140-9, Orens (M), Popelka (U), Klein (Wi), Reimouer (Wi); **JAV**—Sing (U) 226-4, Levensgood (Su), Yoder (Su), Marles (M), Kramer (LV); **TJ**—Williams (Wi) 47-0, Burkholder (Di), Miles (JH), Schreiber (JH), Egan (Ly).

RELAYS—440—Widener (Williams, Ivery, Foster, Johnson) 43.1, Lebanon Valley, Wagner, Ursinus, Dickinson; **MILE**—Widener (Burns, Williams, Klick, Johnson) 3:24.6, Ursinus, Johns Hopkins, Wagner, Dickinson.

Midwest Conference

SCORING—Coe 89½, St. Olaf 66, Carleton 36, Knox 25½, Lawrence 22, Beloit 13, Grinnell 13, Monmouth 11, Cornell 8, Ripon 4.

100—Olson (SO) 10.2, tie Friling (K) and Kelly (Coe); **220**—Korir (Coe) 22.4, Flagel (Coe), Goldsmith (L); **440**—Korir (Coe) 48.0, Flagel (Coe), Freihofner (B); **880**—Cruse (SO) 1:54.6, Deden (SO), Jones (Ca); **MILE**—tie Schendel (SO) and Muus (SO) 4:14.3,

Hiebert (Coe); **3-MILE**—tie Schendel (SO) and Muus (SO) 14:24.1, Reynolds (Ca); **6-MILE**—Johnston (Ca) 31.00.0, Ohman (Ca), Hartnett (B); **120-HH**—Miller (Coe) 15.4, Birkholz (Ca), Meade (Coe); **440-H**—Miller (Coe) 55.2, Breed (K), Falck-Peterson (K). **HJ**—Wold (SO) 6-2, Rohlman (Coe), Veldman (SO); **LJ**—Birkholz (Ca) 22-2, Keith (L), Wright (G); **PV**—Kuhlman (Cor) 15-0, Baldwin (Coe), DeLaitch (SO); **SP**—Walton (K) 46- $\frac{1}{2}$, Bowman (Coe), Baker (M); **DISC**—Baker (M) 145-9, Seeger (B), Neuman (L); **JAV**—Korir (Coe) 196-7, Gelle (SO), Hall (C); **TJ**—Korir (Coe) 46-9 $\frac{1}{4}$, Wright (G), Keith (L).

RELAYS—440—Coe 42.5, Knox, St. Olaf; **MILE**—Coe (Mullen, Rohlman, Flagel, Korir) 3:20.7, St. Olaf, Carleton.

Minnesota Intercollegiate Athletic Conference

SCORING—Hamline 72, Concordia 60, St. John's 57, St. Thomas 40, Macalester 27, UM Duluth 26, Augsburg 13, Gustavus Adolphus 9.

100—Bellfield (ST) 9.6, Kusnierek (D), Ludwigson (H), Grinaker (C), Daniels (M); **220**—Bellfield (ST) 21.8, Ludwigson (H), Kusnierek (D), Carlson (A), Hammond (St); **440**—Carlson (A) 50.1, McMoore (M), Seim (C), Southern (H), Shoffman (SJ); **880**—Frichtel (C) 1:56.2, Gossett (C), Seidl (SJ), Bierman (H), Hildebrandt (G); **MILE**—Spear (H) 4:21.9, Teague (H), Anderson (C), Cich (H), Stevens (M); **3-MILE**—Hanson (D) 14:41.3, Spear (H), Sweeney (ST), Faletti (SJ), Carlson (SJ); **6-MILE**—Hanson (D) 29:43.2, Teague (H), Hunt (H), Lyndgaard (SJ), Heisel (SJ); **120-HH**—Harris (M) 14.7, Grinaker (C), Thauwald (G), Johnson (C), Kennedy (D); **440-H**—Grinaker (C) 54.2, Traxler (SJ), Harris (M), Bauer (SJ), Eisert (C); **3000-M STEEPLE**—McClung (M) 9:40.5, Lyndgaard (SJ), Miles (SJ), Cook (ST), Heisel (SJ).

HJ—Hecker (C) 6-4, Cohen (H), Hasing (A), Kennedy (D), Osmanski (SJ); **LJ**—Watson (SJ) 21-8 $\frac{1}{2}$, Atchison (C), Sawyer (SJ), Vanlandshoot (SJ), Hussing (A); **PV**—Comer (H) 13-8, Kiskeys (H), Westland (C), Lund (C), Poupore (D); **SP**—Dienhart (ST) 56-9 $\frac{1}{4}$, Lindgren (H), Huss (ST), Wachtler (SJ), Forseth (H); **DISC**—Schletty (SJ) 158-0, Ryan (H), Rowley (H) Knutson (H), Schumate (TJ); **JAV**—Sundby (C) 184-2, Ryan (H), Schletty (SJ), Jacobson (H), Seymour (C); **TJ**—Sawyer (SJ) 45-5 $\frac{1}{2}$, Vanlandshoot (SJ), Schletty (C), Maggitt (C), Husing (A).

RELAYS—440—St. Thomas 43.5, Macalester, Hamline, Concordia, Gustavus Adolphus; **MILE**—St. Thomas (Bellfield, Hammond, Busch, Gores) 3:24.6, Gustavus Adolphus, UM Duluth, Macalester, Hamline.

46th Missouri Intercollegiate Athletic Association Championships

SCORING—NE Missouri 61 $\frac{1}{2}$, Lincoln 61, SE Missouri 51, SW Missouri 47, Central Mo. 34, NW Missouri 26, UMo. Rolla 6 $\frac{1}{2}$.

100—Brown (L) 9.7, Hornsby (SE), Jones (NE), Williams (L), Warner (NW); **220**—Jones (NE) 21.3, Hornsby (SE), Brown (L), Warner (NW); **440**—Jones (NE) 48.3, Thomas (L), Walker (L), Luxton (SW), Gonzales (NE); **880**—Wellerding (NW) 1:54.5, Newton (SE), Ventry (NE), Coleman (C), Dunlap (L); **MILE**—Norton (SW) 4:09.8, Lipper (NE), Prasuhan (SW), White (SE); **3-MILE**—Norton (SW) 14:09.6, Prasuhan (SW), Tideman (SW), Tabb (C), Lipper (NE); **120-HH**—Larry (L) 14.4, Williams (L), Belle (SE), Hilderbaumer (SE), Dunlap (R); **440-H**—Bell (SE) 53.7, Cheeks (L), Jacobson (NE), Gladstone (NW), Watkins (L); **3000-M STEEPLE**—Harmon (NE) 9:11.5, Ault (SW), Gray (C), Crumm (C), Williams (SE).

HJ—Littrell (NE) 6-6, Brownfield (C), Klie (R), Smith (C), Piroh (SE); **LJ**—Williams (L) 22-8 $\frac{1}{2}$, Musser (NW), Haynes (NE), Pritchett (SW), Seifert (NW); **PV**—Hewitt (C) 15-0, King (L), Brownrigg (NW), Fraser (NE); **SP**—Tabron (SW) 53-9, Franch (L), Hayes (NE), Wunderlich (SE), Eskew (C); **DISC**—Tabron (SW) 164-10, Huls (SW), Bateman (C), Rhattigan (SE), Tippitt (NE); **JAV**—Attig (SE) 222-1, Raouls (C), Lancaster (NW), O'Bryan (C), Mayer (SE); **TJ**—Mason (SE) 46-3 $\frac{1}{4}$, Haynes (NE), Sylvester (L), Mitchell 45-3, Smith (R).

RELAYS—440—Lincoln (Thomas, Brown, Larry, Williams) 41.8, SE Missouri, NW Missouri, tie NE Missouri and UMo. Rolla; **MILE**—NE Missouri (Evans, Ventling, Gonzales, Jones) 3:15.3, Lincoln, SE Missouri, Central Mo., NW Missouri.

Missouri Valley Conference

SCORING—North Texas St. 198, Wichita St. 176, Drake 94, West Texas St. 64, Bradley 32, New Mexico St. 16, Louisville 6.

100—Murphy (D) 9.8, Mitchell (NT), Carter (NT), Anderson (D), Freeman (NT), Ray (Wi); **220**—Murphy (D) 21.4, Holman (D), Barnes (D), Butler (NT), Ray (Wi), Mitchell (NT); **440**—Holman (D) 47.6, Butler (NT), Lucas (Wi), Morris (Wi), Wilkerson (NT), Marlar (WT); **880**—Cromeans (NT) 1:51.5, Smisor (Wi), Kralicek (D), Rodriguez (NM), Mendenhall (D), Perkins (D); **MILE**—Smith (Wi) 4:11.3, Everett (NT), Davis (Wi), Bell (D), Hays (Wi), Glenn (Wi); **3-MILE**—Smith (Wi) 14:06.1, Lee (Wi), Davis (Wi), Mork

(NT), Ream (Wi), Shaad (Wi); **6-MILE**—Mork (NT) 30:25.4, Hoffman (NT), Koehn (Wi), Lee (Wi), Thomas (D), Bair (Wi); **120-HH**—Jubert (NT) 14.2, Graham (NT), Franklin (D), Randle (L), Malveaux (NT), Penn (WT); **440-H**—Eberhart (NT) 53.6, Parker (Wi), Fitch (Wi), Six (D), Franklin (D), Malveaux (NT); **3000-M STEEPLE**—Smith (Wi) 9:14.1, Shaad (Wi), Hays (Wi), Pettigrew (NT), Christensen (Wi), Hughes (D).

HJ—Terry (Wi) 7-0, Van Auken (D), Ferguson (B), tie Six (WT) and Penn (WT), Cady (D); **LJ**—Gilford (NT) 24-7 $\frac{1}{2}$, Brown (NT), Blackwell (NM), Cady (D), Potter (B), Bowers (NT); **PV**—Foster (NT) 15-7, Swonke (NT), Walker (WT), Grandon (Wi), Humphries (WT), Kramer (D); **SP**—Briggs (WT) 55-8 $\frac{1}{2}$, Podrebarac (Wi), Haddad (WT), Self (WT), McMahon (B), Lemmons (NT); **DISC**—Briggs (WT) 173-11, Parker (NT), Self (WT), McMahon (B), Lemmons (NT), Delaney (WT); **JAV**—Roberts (Wi) 206-8, Ivey (B), Barkell (Wi), Cady (D), Potter (B), Nunn (WT); **TJ**—Gilford (NT) 52-5 $\frac{1}{4}$, Brown (NT), Bowers (NT), Dunn (Wi), Gelaro (B), Randle (L).

RELAYS—440—North Texas St. (Butler, Carter, Mitchell, Freeman) 41.2, Wichita St., West Texas St., Bradley; **MILE**—North Texas St. (Eberhart, McDonald, Wilkerson, Butler) 3:16.5, Wichita St., New Mexico St., West Texas St., Bradley, Louisville.

New England Intercollegiate Championships

SCORING—Massachusetts 49, Northeastern 38 $\frac{1}{2}$, Connecticut 37, Dartmouth 33, Springfield 19, Brown 18, Boston Col. 17, Holy Cross 12, Brandeis 11, Coast Guard 9, Rhode Island 9, New Hampshire 9, Williams 9, Central Conn. 9, Bowdoin 8, Providence 7, Tufts 6, Maine 5, Worcester St. 4, Trinity 4, Vermont 3 $\frac{1}{2}$, Boston Col. 2, Bates 2.

100—Berrymann (D) 9.7, Duckett (Tr), Morgan (Bro), Meyer (Bro), Frelow (No); **220**—Rudasill (Bro) 22.0, Giaquinto (CC), Hein (CG), Berrymann (D), Frelow (No); **440**—Goe (Con) 49.2, Durham (D), Crimmin (Mas), Kelley (Con), Quirk (RI); **880**—Francis (BC) 1:48.7, Small (Bra), Rivera (Bra), Conte (S), Fitchet (D); **MILE**—Scribner (No) 4:10.2, Swart (P), Savoie (P), Horton (Bra), Hickey (No); **3-MILE**—Buckley (No) 13:46.8, Thomas (Mas), Reed (NH), Bradford (Bra), Carlson (D); **6-MILE**—Segersten (Mas) 29:45.9, McGrail (Mas), Maquire (Mas), Hamel (No), Doherty (BS); **120-HH**—Reed (Wi) 14.5, Hennessey (Mas), Webster (Con), Fetzer (NH), Kayser (CG); **440-H**—Hintlian (Tu) 52.7, Escallier (Bro), Reed (Wi), Getchell (Bow), Kowal (CC); **3000-M STEEPLE**—Wilson (Mas) 9:04.0, Gillin (Mas), Walker (D), Portolotti (Con), Duggan (BS).

HJ—Rom (HC) 6-9, tie Lindgren (V) and Quigley (No), Gray (D), Lamai (Me); **LJ**—Geraghty (Mas) 23-5, Hill (CC), Davis (S), Mahoney (BC), R. Adamson (Mas); **PV**—MacCracken (RI) 15-4, Rich (NH), Watson (No), Jerrow (RI), Carmony (D); **SP**—White (Con) 55-8 $\frac{1}{2}$, Rao (No), Lowe (Con), Dupuis (WS), Dray (BC); **DISC**—Dattoli (S) 157-10, Rao (No), White (Con), Dupuis (WS), Cedrone (Ba); **JAV**—Cummins (D) 219-0, Turner (Me), Dreher (D), Viafore (S), Neary (Bro); **HAM**—Djerassi (No) 211-3, Bessette (Con), Morrison (HC), Dray (BC), Hunter (D); **TJ**—Davis (S) 47-11, R. Adamson (Mas), K. Adamson (Mas), Bigelow (Con), Geraghty (Mas).

RELAYS—440—tie Bowdoin (McLean, Vaughn, Littleton, Uffer) and Coast Guard (Langford, Kayser, Hein, Washington) 43.4, Holy Cross, Connecticut, Northeastern; **MILE**—Boston Col. (Charland, Fitzmaurice, Trovato, Francis) 3:15.7, Connecticut, Dartmouth, Brown, Bowdoin.

New Jersey State Championships

SCORING—Seton Hall 90, Rutgers 82 $\frac{1}{2}$, Princeton 79, Wm. Paterson 18 $\frac{1}{2}$, Trenton St. 15, Monmouth 10, Rider 10, Montclair St. 7, Fair, Dickinson 3, Glassboro St. 3, St. Peter's 2.

100—Joseph (SH) 9.7, Treadwell (SH), Webb (SH), Wilk (P), White (G); **220**—Joseph (SH) 21.5, Treadwell (SH), Webb (SH), Gourdon (P), Crawford (P); **440**—Brock (SH) 48.4, Presley (SH), Tyson (SH), Cook (Ri), Wayne (P); **880**—Green (SH) 1:53.3, Masback (P), Solomon (SH), Hedrick (P), Weickels (P); **MILE**—Sieben (Ru) 4:14.0, Elliot (P), Dames (Ru), O'Donoghue (Mont), Skislak (Monm); **3-MILE**—Sieben (Ru) 14:08.9, Mahon (P), Konarkowski (Mont), Elliot (P), Kinsman (Ru); **6-MILE**—Pasternak (WP) 30:38.2, Gubbins (Ru), Barker (Ri), Hipsher (P), Ross (P); **120-HH**—Bunting (SH) 14.5, DeMenna (WP), Cestero (SH), Epstein (P), Cargile (P); **440-H**—Spieker (Ru) 54.3, Angelini (P), tie Mustachio (SH) and DeMenna (WP), Sulley (T); **3000-M STEEPLE**—Roche (Ru) 9:02.4, Bunnell (P), Davis (Ru), Connor (FD), Nostrano (Monm).

HJ—Howell (Ru) 6-6, Edwards (Ri), Riso (Nonm), Hundt (Ru), Fullerton (P); **LJ**—A. Brown (SH) 22-7 $\frac{1}{2}$, Harr (Monm), Webb (SH), Cope (P), Cestero (SH); **PV**—Huff (R) 15-8, Williges (P), Carabasi (P), tie Ewen (Ru) and H. Brown (SH); **SP**—Ondrejcek (T) 52-7, Davis (Ru), Jacobowski (Ru), Martins (Mont), Raguseo (RD); **DISC**—Sopolsa (WP) 136-6, Davis (Ru), Johnson (P), Manni (T), Kraus (SH); **JAV**—Franks (P) 232-11, Mirabelli (T), Riva (Ru), Delvise (T), Gerhart (Ru); **HAM**—Steier (Ru) 151-11, Hunter (P), Johnson (P), Treadway (P), Golden (Ru); **TJ**—A. Brown (SH) 47-3, Bates (P), Hardison (Ru), Fink (P), Howell (Ru).

RELAYS—440—Seton Hall (Treadwell, Joseph, Webb, Greenwood) 42.3, Princeton, Rutgers, Glassboro St., Monmouth; **MILE**—Seton Hall (Presley, Tyson, Brock, Lewis) 3:18.9, Princeton, Rutgers, St. Peter's, Rider.

New Jersey State College Athletic Conference

TEAMS—Glassboro St., Jersey City St., Montclair St., Trenton St., Wm. Paterson. **100**—White (G) 9.91, Alexander (T), Lee (JC); **220**—Alexander (T) 23.0, Morgan (JC), Whitley (P); **440**—Tompkins (T) 50.2, MacRae (M), Leestma (T); **880**—Fogarty (P) 1:56.2, Wade (G), Pawling (G), Singura (T), McCullough (P); **MILE**—Merkh (G) 4:19.9, O'Donoghue (M), Heck (T), Murray (G), Weber (G); **3-MILE**—O'Donoghue (M) 14:32.8, Hill (T), Edwards (G), Tucker (G); **6-MILE**—Pasternack (P) 30:43.3, Konarkowski (M), Gettings (G), Corbi (T), tie Hasenfus (G) and DeGeorge (G); **120-HH**—McIntyre (T) 14.9, DeMenna (P), Whitley (M); **440-H**—Sulley (T) 55.6, DeMenna (P), Cohen (G), Yanoski (M), Stevens (G).

HJ—Kniekwee (P) 6-2, Handel (T), Yarbrough (JC); **LJ**—Taylor (T) 23-2½, Summa (T), Lee (JC), Erpler (P), Terry (G); **PV**—Lange (M) 12-6, tie Lewis (G) and Brereton (G); **SP**—Ondrejacek (T) 52-½, DeLuise (T), Sopelsa (P), Martens (M), Composto (M); **DISC**—DeLuise (T) 142-1, Campbell (G), Sopelsa (P), Nanni (T), Andrew (T); **JAV**—Zambell (M) 211-9, Mirabelli (T), Algeri (T), Wagner (G), DeLuise (T); **TJ**—Genovesi (T) 43-3½, McIntyre (T), Terry (G), Summa (T), Schmessen (G).

RELAYS—440—Glassboro St. 43.9, Trenton St., Jersey City St., Montclair St., Wm. Paterson; **MILE**—Glassboro St. 3:24.8, Trenton St., Wm. Paterson.

27th New York State Collegiate Championships

SCORING—Colgate 44, Union 42, Brockport 34, RPI 33, Rochester 33, Cortland 29½, Oswego 20, Alfred 16, St. Lawrence 14, Hamilton 10½, Buffalo St. 8, Roberts Wesleyan 7, Buffalo 6, Fredonia 4, Binghamton 3, Hartwick 0.

100—Herring (U) 10.0, Jones (RPI), Snyder (Ham), Alkens (Cor), Lawrie (Cor); **220**—Rice (SL) 22.2, Herring (U), Jones (RPI), Lineweaver (Br), Lewis (BS); **440**—Parchois (Col) 49.3, Allard (Col), Hardy (Br), Broomes (U), Nagel (Bu); **880**—Anderson (Col) 1:55.5, Worden (Col), Shaw (Roc), Osborne (RPI), Chantry (SL); **MILE**—Suarez (O) 4:09.5, Moller (Roc), Pollock (SL), Parker (Col), Anderson (Col); **3-MILE**—Suarez (O) 14:14.6, Cleariuh (Col), Carter (Ham), Moller (Roc), Pederson (Col); **6-MILE**—Verdolina (O) 29:33.5, Jones (U), Pulos (A), Zulak (Roc), Schmeyer (Ham); **120-HH**—Ryan (Roc) 14.9, Drummond (Br), Jutting (Br), Varga (A), Straub (Roc); **440-H**—Scheurer (U) 54.4, Whippo (RW), Skorney (Bi), Greene (RPI), Mackintosh (Ham).

HJ—Ricks (U) 6-2, George (A), Helwig (RW), Plumer (U), tie Lee (Roc) and Clark (Roc); **LJ**—McCarthy (BS) 22-7¼, Stephens (Bu), Palumbo (Roc), Drummond (Br), Lineweaver (Br); **PV**—Ksionzyk (Cor) 14-6½, Lander (Cor), Ricks (U), LaPolla (O), Whitehouse (F); **SP**—Mowery (U) 52-¼, Lowell (RPI), Trunzo (Col), Kelly (Cor), Clark (Roc); **DISC**—Marchi (Cor) 150-6, Bruce (A), Seigler (F), Folkes (Col), Trunzo (Col); **JAV**—Roberts (Br) 188-9, LaBoo (RPI), Huson (Col), Norman (U), Gale (SL); **HAM**—Lowell (RPI) 157-6, Farber (RPI), Ellis (RPI), Folkes (Col), Halady (Bu); **TJ**—Palumbo (Roc) 48-2½, Drummond (Br), Hardy (Roc), Pottle (Col), Stephens (Bu).

RELAYS—440—Brockport (Ceron'e, Drummond, Lineweaver, Mardsden) 42.6, Colgate, tie Cortland and Hamilton, RPI; **MILE**—Cortland (Kirchoff, Zenker, Paprocki, Jenkins) 3:22.8, Rochester, Alfred, Union, St. Lawrence.

48th North Central Conference Championships

SCORING—Northern Iowa 95, South Dakota St. 78, Mankato St. 50, North Dakota St. 46, Morningside 19, South Dakota 11, North Dakota 4, Augustana 1.

100—Berry (Mo) 9.6, Mott (NI), Shook (NDS), Freeburg (NI), Lohmeim (SDS); **220**—Berry (Mo) 21.6, Mott (NI), Roloff (NI), Soulliere (SD), Merhly (NDS); **440**—Roloff (NI) 49.0, Dorsett (Ma), Kiley (SDS), Larson (SDS), Polzin (Ma); **880**—Schultz (NI) 1:57.2, Axtnan (NDS), Peterson (NDS), Stewart (SDS), Rasmussen (A); **MILE**—Bentley (SDS) 4:19.2, Schultz (NI), Steiner (Ma), Trege (SDS), Berger (NDS); **3-MILE**—Bentley (SDS) 14:24.8, Schwegel (NDS), Buzby (NDS), Wold (SDS), Twedt (NI); **6-MILE**—Bentley (SDS) 29:09.4, Twedt (NI), Schwegel (NDS), Buzby (NDS), Wold (SDS); **120-HH**—Moltensmeier (NI) 14.0, Smith (SDS), Wissink (NI), LaVelle (SDS), Waller (NDS); **440-H**—LaVelle (SDS) 53.2, Landwehr (Ma), Smith (SDS), Larson (SDS), Wissink (NI); **3000-M STEEPLE**—Hermann (SDS) 9:44.6, Schwegel (NDS), Crookshaw (Ma), Eide (NDS), Gerats (SDS).

HJ—Wessely (NI) 6-8½, Bennett (NDS), Olson (Ma), Kromminga (SDS), Schackerer (Ma); **LJ**—Christensen (SD) 22-7¼, Chardoulas (NI), Marchus (NDS), Pratt (Ma), Cook (NI); **PV**—Schmidt (NI) 15-0, Petersen (Ma), Ford (NI), Johnson (NDS), Hovey (Ma); **SP**—Walczak (Ma) 51-10½, Meyer (SDS), Somsen (SDS), Schwartz (NI), Kortemeyer (SDS); **DISC**—Kortemeyer (SDS) 155-8, Meyer (SDS), Schwartz (NI), Cook (ND), Kreibis

(Ma); **JAV**—Chinander (NI) 184-4, High (NI), Erickson (NDS), Olson (Ma), Walczak (Ma); **TJ**—Pratt (Ma) 45-6½, Chardoulas (NI), Bastian (Ma), Goede (SD), Christenson (SD).

RELAYS—440—Northern Iowa (Schmidt, Mott, Freeburg, Roloff) 42.6, Morningside, S. D. State, N. D. State, Mankato St.; **MILE**—Northern Iowa (DeSerano, Schultz, Byington, Roloff) 3:21.1, Mankato St., Morningside, North Dakota, N. D. State.

Northern Intercollegiate Conference

SCORING—Moorhead St. 123, St. Cloud State 73, Bemidji St. 49, Winona St. 40, UM Morris 9, Michigan Tech 7, SW Minnesota 3.

100—Kimbrough (SC) 10.2, Gravalin (Mo), Kanne (Mo), Long (UMM), Berge (B); **220**—Kimbrough (SC) 22.1, Gravalin (Mo), Long (UMM), Berge (B), Kanne (Mo); **440**—Marsh (Mo) 49.3, D. Woodbury (Mo), Ascheman (Mo), Webb (B), Hawton (UMM); **880**—L. Woodbury (Mo) 1:56.4, Berscheid (Mo), Jensen (SW), Davidson (MT), Dirkes (SC); **MILE**—Tiemann (Mo) 4:17.9, Anderson (B), Dirkes (SC), Brewington (W), Johnson (SC); **3-MILE**—Francis (Mo) 14:36.1, M. Nelson (SC), Erler (SC), P. Nelson (SC), Brewington (W); **6-MILE**—Francis (Mo) 30:12.7, M. Nelson (SC), Erler (SC), P. Nelson (SC), Eisel (W); **120-HH**—Jappe (Mo) 14.6, Johnson (Mo), Gerats (B), Stoeve (SC), Kimbrough (SC); **440-H**—Michels (Mo) 54.6, Osborne (Mo), Thompson (SC) Bestul (W), Gerats (B); **3000-M STEEPLE**—Francis (Mo) 9:07.1, M. Nelson (SC), Dirkes (SC), Brewington (W), Herold (SC).

HJ—Smith (W) 6-2, Schafer (MT), Kimbrough (SC), Jappe (Mo), Manion (W); **LJ**—Scarborough (Mo) 23-½, Manion (W), Carlasco (Mo), Musch (Mo), Stoeve (SC); **PV**—Hanson (SC) 13-6, Pelkey (B), Halter (W), tie among Dradofsky (B), Middleton (UMM) and Newberg (UMM); **SP**—Deets (W) 48-10½, Rasch (B), Backes (B), Wohlsdorf (Mo), Richman (Mo); **DISC**—Backes (B) 139-9, Deets (W), Menzhuber (SC), Frieberg (SC), Larson (B); **JAV**—Backes (B) 193-4, Burman (B), Henegar (Mo), Gulbrandson (W), Severson (SC); **TJ**—Scarborough (Mo) 44-4, Klossner (Mo), Horner (Mo), Manion (W), Stoeve (SC).

RELAYS—440—Moorhead St. (Marsh, Kanne, Jappe, Gravalin) 42.7, St. Cloud, Bemidji St., Winona St., UM Morris; **MILE**—Moorhead St. (Marsh, Osborne, Ascheman, Woodbury) 3:22.5, Bemidji St., St. Cloud, Winona St., Michigan Tech.

Ohio Athletic Conference

SCORING—Mount Union 130, Wittenberg 73, Baldwin-Wallace 67, Denison 56, Otterbein 43, Ohio Wesleyan 41, Capital 20, Oberlin 15, Marietta 14, Muskingum 14, Ohio Northern 13, Kenyon 10, Wooster 6, Heidelberg 5.

100—Alguire (MU) 10.0, Mintz (BW), Stone (D), Snodgrass (MU), Letts (K), Allio (BW); **220**—Stone (D) 22.0, Alguire (MU), Mintz (BW), Letts (K), Wechter (ON), DiMarzio (BW); **440**—Larsuel (MU) 48.0, Williams (MU), Smith (Wi), DiMarzio (BW), Roper (H), Freund (MU); **880**—Bates (D) 1:54.0, Book (OW), Merten (Wo), Bailey (ON), Walker (K), Bolster (D); **MILE**—Bates (D) 4:13.7, Barnum (Ma), Smith (Ob), Eaton (MU), Rippy (Ot), McDonald (H); **3-MILE**—Folsom (C) 14:39.7, Sassa (MU), Smith (Ob), Goodch (MU), Mallory (Ob); **120-HH**—Retherford (Ot) 14.6, Reid (Wi), Evans (Wi), Vadini (B), Jessup (BD), Smolak (MU); **440-H**—Evans (Wi) 55.3, Danneam (Mu), Retherford (Ob), Haut (C), Frederick (BW), Everet (ON); **3000-M STEEPLE**—Gold (BW) 9:48.7, Brown (Ot), Sparks (BW), Yoest (Ot), Dobski (BW), Delaplaine (Ob).

HJ—Miller (BW) 6-8, Leiffer (OW), Mulligan (D), Knudsen (Ob), Pearson (ON), Calloway (H); **LJ**—Larsuel (MU) 22-11½, Evans (Wi), Snodgrass (MU), Biegler (Ma), Keller (MU), Jensen (Ot); **PV**—Schneider (Ot) 14-0, Balbo (BW), Koch (D), Sutton (Ma), Cron (Ma), Neiheiser (Wi); **SP**—Beckman (MU) 50-11, Mercer (MU), Schlepfi (C), Bloodgrove (ON), Boothe (MU), Stewart (BW); **DISC**—Ridgeway (Wi) 159-7, Iovino (OW), Stewart (BW), Sutton (MU), Woloschak (MU), Miller (Ot); **TJ**—Evans (Wi) 46-0, Jensen (Ot), Fruit (OW), Ward (MU), Biegler (Mu), Hunt (Wi).

RELAYS—440—Mount Union (Snodgrass, Larsuel, Williams, Alguire) 41.6, Baldwin-Wallace, Denison, Wittenberg, Ohio Wesleyan, Otterbein; **MILE**—Mount Union (Snodgrass, Freund, Alguire, Larsuel) 3:17.7, Wittenberg, Baldwin-Wallace, Otterbein, Kenyon, Heidelberg.

Ohio Valley Conference

SCORING—Western Ky. 166, Middle Tenn. 107, Murray St. 64, Eastern Ky. 59½, Austin Peay 54½, Tennessee Tech 36½, East Tennessee 24, Morehead St. 15½.

100—Jacobs (Mu) 9.3, Copeland (MT), Ware (WK), Dudley (WK), Anderson (TT), Livers (WK); **220**—Jacobs (Mu) 20.8, Ware (WK), Copeland (MT), Dudley (WK), Carter (AP), Grooms (WK); **440**—Harbut (EK) 47.4, Johnson (MT), Flax (Mu), Campbell (Mu), Thornton (WK), Marcus (ET); **880**—Jaggars (WK) 1:49.9, de Freeze (WK), Smith (EK), Hartel (WK), Sweat (AP), Kaczmarek (TT); **MILE**—Rose (WK) 4:02.6, Munto (WK),

Benfield (Mu), Torres (Mu), Young (EK), Tinius (WK); 3-MILE—Cusack (ET) 13:21.4, Staynings (WK), Leddy (ET), Morgan (AP), Ridler (WK), Torres (Mu); 120-HH—Payne (WK) 14.4, Porter (MT), Cromartie (MT), Dudley (TT), die Fischer (TT) and Reed (AP); 440-H—Bemikow (AP) 52.5, Cromartie (MT), Seiss (EK), Cotton (MT), Craft (Mu), Moore (TT).

HJ—Durrant (WK) 6-11½, Martin (Mu), Osborne (AP); LJ—Haynes (MT) 26-8½, Carter (AP), Briggs (WK); PV—Treiber (TT) 15-7½, tie Sandidge (WK) and Lyons (AP), Segerlin (Mu), Crafford (TT), Studebaker (AP); SP—Stuart (WK) 64-2, Lintner (MT), Marksbury (Mo); DISC—Salami (MT) 155-3, Hardin (EK), Langdon (WK), Putman (AP), Lintner (MT), Riden (TT); JAV—Prockazka (WK) 215-4, Powers (EK), Oskin (Mo); TJ—Haynes (MT) 52-3½, Briggs (WK), Washington (MT), Trowell (TT), Waller (WK), Pilot (AP).

RELAYS—440—Western Ky. (Dudley, Ware, Livers, Thornton) 41.1, Tennessee Tech, Austin Peay, Murray St., Eastern Ky., Middle Tenn.; MILE—Western Ky. (Thornton, Jagers, deFreeze, Barling) 3:13.4, Eastern Ky.

Pacific Coast Athletic Association

SCORING—San Jose St. 143, Fresno St. 101, Long Beach St. 98, San Diego St. 77, UC Santa Barbara 31.

100—S. Williams (SD) 9.45, H. Williams (SD), Cloud (LB), Breddell (SJ), Jeffries (FS); 220—H. Williams (SD) 21.25, Breddell (SJ), Jeffries (FS), Ford (LB); 440—Campbell (FS) 48.26, Tyler (SD), Sprink (SJ), Skala (LB), Lozano (SB); 880—Schilling (SJ) 1:52.55, Moses (LB), Branch (LB), Harmatz (SJ), Mecker (LB); MILE—Schilling (SJ) 4:14.00, Lux (SD), Walker (S), Lopez (LB), Polhill (LB); 3-MILE—Genet (SJ) 14:03.21, Lux (SD), Gruber (SJ), Artherholt (FS), Wheeler (S); 6-MILE—Razzeto (SB) 30:08.39, Huber (LB), MacMitchell (SJ), Dunning (FS), DeVoe (SJ); 120-HH—Timin (SJ) 14.35, Greene (SD), Wallace (FS), Gibson (SB), Leek (SJ); 440-H—Greene (SD) 52.48, Kaster (SJ), Ables (SD), Leek (SJ), Fields (SJ); 3000-M STEEPLE—Sweeney (LB) 9:11.95, Schweitzer (SB), Phelan (FS), Hurst (SJ), Aguayo (LB).

HJ—Livers (SJ) 6-10, Heitchev (LB), Mackay (SJ), Hammock (FS), Robinson (LB); LJ—Davis (SJ) 24-4¾, Wright (SJ), Moreno (LB), Walters (SB), Batista (SB); PV—Ripley (SJ) 16-3, Aldrich (FS), Collings (SD), Lewis (FS), Van Kirk (SJ); SP—Giroux (FS) 57-1, Gherardi (SJ), Tarabanovic (LB), Perry (LB), Sorensen (FS); DISC—Gherardi (SJ) 167-6, Gardner (LB), Cow (LB), Congi (SJ), Tarabanovic (LB); JAV—Goldie (LB) 243-7, Powell (FS), Garrity (SJ), Cantrell (SB), Rodgers (SD); HAM—Giroux (FS) 194-10, Sorensen (FS), Congi (SJ), Rodarte (FS), Gardner (LB); TJ—Livers (SJ) 51-11¾, Dupree (LB), Wroblisky (SB), Greenman (FS), Johnson (FS); DECATH—George (FS) 7:39.0, Foster (FS), LeVa (FS), Rogers (SD), Bennett (FS).

RELAYS—440—San Jose St. McBee, Whitaker, Wright, Breddell) 41.40, San Diego St., Long Beach St., Fresno St., UC Santa Barbara; MILE—San Diego St. (Tyler, Anderson, Greene, Evola) 3:17.95, Long Beach St., Fresno St., UC Santa Barbara.

Pacific-8 Conference

SCORING—Southern Cal 134½, UCLA 130½, Oregon 94, Washington St. 76, Oregon St. 64, California 53½, Washington 50½, Stanford 17.

100—Davis (W) 9.7, Shavers (SC), Peppers (UCLA), Strickland (C), Wilson (UCLA), Walker (C); 220—Minor (WS) 21.2, Shavers (SC), Walker (C), Strickland (C), Randle (SC), Thomas (SC); 440—Parks (UCLA) 46.4, Campbell (SC), Strickle (SC), Jones (SC), Brown (SC), Hicks (W); 880—Brown (C) 1:48.1, Bence (O), Baxter (SC), Veney (UCLA), Scott (WS), Kovacich (UCLA); MILE—Ebba (OS) 4:00.5, Feig (O), Daggatt (O), Lathers (O), Beck (UCLA), Spir (O); 3-MILE—J. Ngeno (WS) 13:16.0, Geis (O); T. Williams (O), McChseney (O), Murphy (WS), Ritcherson (SC); 6-MILE—J. Ngeno (WS) 28:28.0, T. Williams (O), Murphy (WS), Ritcherson (SC), Bellah (S), Smith (O); 120-HH—K. Ngeno (WS) 13.8, Mosley (C), O. Williams (SC), Andrews (SC), Florant (C), Johnson (SC); 440-H—Hogsett (S) 51.3, Guerrero (UCLA), Andrews (SC), Oveson (OS), Lavery (W), Belur (W); 3000-M STEEPLE—Lathers (O) 8:48.0, Innes (UCLA), G. Williams (O).

HJ—Fleer (OS) 7-1¼, Kotinek (UCLA), Culp (SC), Darneille (WS), tie Ritterath (C) and Clark (W); LJ—R. Williams (SC) 25-6¾, Delamer (WS), Blackman (O), Kotinek (UCLA), Hardeman (SC), Brown (OS); PV—Lipscomb (OS) 17-4¾, Mooers (UCLA), Fullard (SC), Tracanello (UCLA), tie Rogers (SC) and Seizer (UCLA); SP—Schiller (UCLA) 61-10½, Freberg (UCLA), Neidhart (UCLA), Vincent (W), Cramer (OS), Moore (WS); DISC—Freberg (UCLA) 187-9, Miller (WS), Chambul (W), Fruguglietti (SC), McCourtie (WS), Earl (W); JAV—Judd (OS) 253-0, Heide (OS), Eweliko (W), Atwood (W), Carter (O), Hopkins (S); TJ—Taylor (UCLA) 53-4¾, Cochee (SC), Washington (SC), Hinkley (W), Kimball (WS), Krebs (C); DECATH—Brigham (O) 7:63.6, Albanese (UCLA), Coffman (SC), Kring (S), Sterner (SC), Lucas (OS).

RELAYS—440—California (Walker, Mosley, Strickland, Burns) 40.1, Southern Cal, Washington, Oregon St., UCLA, Oregon; MILE—UCLA (Guerrero, Wallers, Parks, Brown) 3:07.7, Southern Cal, California, Oregon, Oregon St., Washington St.

43rd Pennsylvania Conference Championships

SCORING—Edinboro 127, Indiana 100, East Stroudsburg 76, Millersville 62½, Slippery Rock 58, Clarion 50, Lock Haven 29½, Bloomsburg 26, Kutztown 25, Shippensburg 13, Cheyney 12, Mansfield 7, California 2.

100—Blue (SR) 9.9, Waros (Ed), Steele (I), DeLeonardis (Mi), Williams (Ch), Buono (ES); 220—Steele (I) 22.3, Swanson (Ed), Waros (Ed), Ransom (Sh), DeLeonardis (Mi), Buono (ES); 440—Wooding (I) 48.9, Klinger (Ed), Rhoads (K), Purvis (ES), Hess (Sh); 880—Matrunick (SR) 1:53.6, Keim (K), McBride (SR), Newkirk (Cl), Post (SR), Logue (Ed); MILE—Roche (Ed) 4:14.5, Brown (Cl), Gaige (LH), Beck (SR), Johnson (Ed), Martin (Cl); 3-MILE—Bradley (Mi) 14:21.1, Foley (Ed), Briner (ES), Foreman (Ed), Burk (Cl), Trayer (Mi); 6-MILE—Bradley (Mi) 29:44.7, Martin (Cl), Foley (Ed), McGuire (I), Boyd (Ca), Trayer (Mi); 120-HH—Walker (Ed) 14.5, Covington (LH), Taulton (Ma), Posey (ES), Williams (SR), Holmes (ES); 440-H—Walker (Ed) 52.9, Wohlgenuth (B), Wilhour (I), Posey (ES), Emanuel (Mi), Andrews (Ed); 3000-M STEEPLE—Friedrich (I) 9:14.4, McDowell (I), Heesen (ES), Ramer (Mi), Prpich (SR), Linder (Ed).

HJ—Wooding (I) 6-8, Sundburg (LH), Williams (Ch), Drozin (Ed), tie Koehler (K) and Weaver (LH); LJ—Jenkins (ES) 23-5½, Romilly (I), Craig (B), Williams (Ch), Fetterolf (ES), Schoonover (Ma); PV—Jenkins (ES) 15-2, Kocetritz (B), Motter (Ed), Christenson (Mi), tie Harlan (K) and Althaus (Mi); SP—Reck (Cl) 48-9, Corbett (Cl), Stoneback (Mi), Partridge (Mi), Fidler (Mi), Kosher (I); DISC—Fidler (Mi) 148-10, Williams (K), Lawrence (Ed), Burns (LH), Trapp (SR), Toci (I); JAV—Pancerev (Ed) 211-7, Flecher (SR), Edwards (Sh), Korkoski (Cl), Hoffman (LH), Dougherty (ES); TJ—Jenkins (ES) 49-1¾, Romilly (I), Baxter (SR), Fatz (ES), Anderson (ES), Redmond (Mi).

RELAYS—440—Edinboro (Schleicher, Klinger, Swanson, Waros) 42.4, Indiana, East Stroudsburg, Clarion, Bloomsburg, Shippensburg; MILE—Indiana (Bocz, Wilhour, Steele, Wooding) 3:17.8, Edinboro, Slippery Rock, East Stroudsburg, Bloomsburg, Clarion.

19th President's Athletic Conference Championships

SCORING—Case Western 165, Hiram 70, Carnegie-Mellon 68, Bethany 65, Thiel 63, Allegheny 53, John Carroll 36, Washington & Jefferson 6.

100—Richardson (CW) 9.9, Brown (H), Rivera (B), Cowie (A), Dorris (WJ), Handel (H); 220—Richardson (CW) 22.2, Hahl (CW), Berger (CM), Small (A), Evans (CM), Rivera (B); 440—E. Niehaus (H) 49.8, Small (A), Powlaski (B), Evans (CM), McKay (CM), Meden (JC); 880—Tanchon (CW) 1:57.8, Leary (CW), Wetzel (B), Tierney (A), Craig (JC), Milchiker (JC); MILE—Tanchon (CW) 4:18.5, Leary (CW), Bowser (CW), Manning (JC), Wetzel (B), Carlom (CM); 3-MILE—Kloes (CM) 14:47.1, Bowser (CW), Mahoney (B), Cassidy (JC), Homitsky (T), Hanratty (CW); 120-HH—L. Niehaus (H) 15.2, Joyce (T), Jruneski (CW), Vaccaro (JC), McGuiness (CM), Silvis (CM); 440-H—L. Niehaus (H) 55.6.

HJ—Haver (A) 6-2, Evans (CW), Yanchak (A), Freeburg (T), Fram (H), Hunter (A); LJ—Richardson (CW) 21-7, Freeburg (T), McKay (CM), Mickel (T), Yuan (CW), Newsome (H); PV—Pellarin (T) 13-4, Bartosheky (B), Williams (CW), Pruneski (CW), Newsome (H), McMeekin (CW); SP—Radakovich (B) 45-2½, Forms (H), Mizer (B), El Sandi (CW), Rody (JC), Woodhouse (CM); DISC—Rody (JC) 134-5, Sattler (CW), Kotyk (CM), Timer (A), Forms (H), Allen (T); JAV—Clough (CW) 185-11, Freeburg (T), Salerno (T), Mizak (WJ), Erickson (A), Zakelj (JC); TJ—Gregson (CM) 44-7, Richardson (CW), Freeburg (T), Yanchak (A), Joyce (T), Vaccaro (JC).

RELAYS—440—Case Western (Chamberlain, Hahn, Richardson, Williams) 44.6, Bethany, Hiram, Allegheny, John Carroll; MILE—Hiram (Smith, Reid, L. Niehaus, E. Niehaus) 3:24.4, Carnegie-Mellon, Bethany, Case Western, Allegheny, John Carroll.

42nd Southeastern Conference Championships

SCORING—Tennessee 207½, Florida 103, LSU 76, Auburn 60, Miss. State 55, Alabama 54½, Georgia 39, Kentucky 25.

100—Outlin (Au) 9.4, Jones (T), Young (T), Jenkins (F), Bates (MS), White (MS); 220—Jones (T) 20.8, Bond (T), Bates (MS), Goings (F), Rochee (G), Cobb (LSU); 440—Bond (T) 46.0, Brown (F), Stephens (LSU), Goings (F), Rochee (G), Westphal (F); 880—Thomas (T) 1:49.6, Alexander (F), Gauschino (T), Garrison (T), Sellers (Al), Johnson (MS); MILE—Smith (LSU) 4:03.0, Betts (F), Addison (T), Edgeworth (Al), Anderson (T), Bridges (F); 3-MILE—Brown (T) 13:38.6, Addison (T), Bentz (T), DePeiza (F), Angel (T), Hayward (K); 6-MILE—Brown (T) 29:12.8, McKannan (Au), Ellis (T), Spencer (G), Duple (LSU), Angel (T); 120-HH—Shipp (LSU) 13.7, Carson (A), Flowers (T), Johnson (T), Misher (LSU), Joiner (G); 440-H—Rambo (F) 52.0, Smith (Au),

Frazier (Au), Thornhill (MS), Schlipf (Al), Atkinson (T); **3000-M STEEPLE**—Brown (T) 8:51.2, Addison (T), Steele (T), Hadley (K), Cox (T), Bernardy (K).

HJ—Branch (T) 7-0, Hobson (Al), Whitehead (MS), Miller (F), Barrineau (G), Kleykamp (K); **LJ**—Tucker (G) 24-7½, Wills (LSU), Radcliff (T), Grant (Al), Vollmer (LSU), Porbeni (MS); **PV**—Freeman (F) 16-0, Glackman (Al), tie Rayford (T) and Anding (LSU), Gant (MS), tie Hicks (Al) and Sprung (T); **SP**—Stock (T) 59-2¾, Griffin (G), Allshouse (K), England (Al), Gerasimchuk (Al), Killian (T); **DISC**—Kovach (F) 174-10, Dull (Au), McMahon (T), Addy (LSU), Griffin (G), Schrader (F); **JAV**—Kozlesky (K) 235-11, Blythe (Al), Stites (F), Martin (T), Lewis (MS), Gorman (K); **TJ**—Porbeni (MS) 51-4, Wooden (Au), Heroman (LSU), Ludwig (G), Briede (LSU), Williamson (G); **DECATH**—Hicks (Al) 7,084, Gant (MS), Heroman (LSU), Fritts (T), Ussery (F), Ashburn (K).

RELAYS—440—Tennessee (Radcliff, Jones, Young, Bond) 40.3, Florida, Miss. State, LSU, Alabama, Georgia; **MILE**—Florida (Goings, Rambo, Alexander, Brown) 3:10.4, LSU, Miss. State, Auburn, Georgia, Tennessee.

Southern Conference

SCORING—William & Mary 209, East Carolina 167, Furman 119, Richmond 54, Citadel 25, VMI 20, Appalachian St. 18, Davidson 8.

100—Huntley (EC) 9.7, Dobson (WM), Macheras (R), Helmandollar (WM), Williams (R), Cumberland (VMI); **220**—Huntley (EC) 21.6, Helmandollar (WM), Macheras (R), Lisane (EC), Cumberland (VMI), Phillips (EC); **440**—Lisane (EC) 48.8, Stortz (WM), Conners (D), Nizolek (WM), McClure (C), Freeman (A); **880**—Jezek (F) 1:52.8, Barker (F), Graham (WM), Del Rio (F), Collins (WM), Dye (WM); **MILE**—Martin (WM) 4:06.5, Clark (WM), Koss (F), Pugh (C), Clark (A), Louv (WM); **3-MILE**—Tolou (WM) 14:03.9, Rasch (F), Klas (EC), Baquis (WM), Cushman (F), Lott (WM); **6-MILE**—Martin (WM) 28:18.6, Louv (WM), Greenplate (WM), Rasch (F), Schultz (WM), Strabel (A); **120-HH**—Dobson (WM) 14.3, Phillips (EC), Detwiler (R), McRee (EC), Linkenauer (F), Burks (R); **440-H**—Anderson (F) 52.9, Detwiler (R), McRee (EC), Edwards (WM), Becker (WM), Kelsey (F); **3000-M STEEPLE**—Klas (EC) 9:07.5, Cushen (F), Howdeshell (F), Moore (VMI), Lott (WM), Strabel (A).

HJ—Irving (WM) 6-8, Wolf (VMI), McCrimman (EC), Anderson (F), Hegyi (WM), Quick (EC); **LJ**—Malone (EC) 24¾, Jones (WM), Harvey (EC), Williams (R), Peters (WM), Hunley (C); **PV**—McCall (F) 15-6, Becker (F), Hammond (WM), Tucker (R), Miller (R), Natusch (WM); **SP**—George (WM) 52-11¾, Watson (EC), Peacock (EC), Hiles (F), Fox (C), Shankweiler (D); **DISC**—Fox (C) 160-1, Peacock (EC), Hiles (F), Watson (EC), Barnett (R), Shankweiler (D); **JAV**—Ruch (WM) 196-0, Hoffman (EC), Taylor (R), Diamondopolis (VMI), Toler (A), Cross (EC); **HAM**—Peacock (EC) 144-3, Watson (EC), Utley (F), Rhodes (A), Gay (R), Barnett (L); **TJ**—Malone (EC) 48-4¾, Peters (WM), Irving (WM), Jones (WM), Wingerd (WM), Zanca (WM).

RELAYS—440—William & Mary (Jones, Ryce, Helmandollar, Dobson) 41.7, East Carolina, Appalachian St., Furman, Richmond, VMI; **MILE**—William & Mary (Nizolek, Becker, Stortz, Clark) 3:17.0, Furman, Citadel, East Carolina, Richmond, Appalachian St.

Southern California Intercollegiate Athletic Conference

SCORING—Occidental 138, Pomona-Pitzer 79, Caltech 29, Redlands 22, Whittier 20, Claremont-Mudd 7, La Verne 2.

100—Robinson (CT) 9.7, Debato (W), Brown (O); **220**—Young (O) 21.7, Robinson (CT), Brown (O); **440**—Young (O) 48.6, Odell (O), Taylor (P); **880**—Fischer (O) 1:54.8, DeWindt (P), Godfrey (R); **MILE**—Kleinsasser (CT) 4:10.8, Kennedy (O), Kryscok (O); **3-MILE**—Luze (P) 14:16.0, Gollnich (O), Griffin (CT); **120-HH**—Davis (O) 14.8, Knighten (O), Smith (P); **440-H**—Taylor (O) 52.9, Odell (O), Steinhouser (O); **3000-M STEEPLE**—Parish (O) 9:49.6, Patterson (O), Estrada (P).

HJ—Robertson (O) 6-4, Harter (P), Rathbone (P); **LJ**—Kuechle (O) 24-1½, Knighten (O), Parham (R); **PV**—Henderson (O) 15-4, Mason (P), Selters (P); **SP**—Fogg (P) 54-8, Scott (O), Alvarez (R); **DISC**—Scott (O) 157-3, Fogg (P), Herbert (CT); **JAV**—Orell (P) 224-10, Carpenter (O), Prudhomme (P); **TJ**—Knighten (O) 47-10½, Kuechle (O), Parham (R).

RELAYS—440—Occidental (Brown, Knighten, Young, Edwards) 42.3, Whittier, Redlands; **MILE**—Occidental (Taylor, Beasley, Odell, Young) 3:23.6, Pomona-Pitzer, Whittier.

Southern Intercollegiate Athletic Conference

SCORING—Albany St. 133, Florida A&M 126, Fisk 66, Tuskegee 53, Morehouse 44, Ft. Valley 33. Others: Alabama State, Bethune-Cookman, Clark.

100—Robinson (FAM) 9.3, Gilkes (Fi), McCoy (Ala); **220**—Gilkes (Fi) 20.8, Robinson

(FAM), McCoy (Ala); **440**—Strong (M) 49.0, Moore (FV), Hall (Alb); **880**—Banks (FAM) 1:56.9, Morris (T), Burney (T); **MILE**—Burney (T) 4:20.0, Washington, Flowers (T); **3-MILE**—Washington (Fi) 15:04, Burney (T), Townsend; **120-HH**—Coleman (FAM) 13.9, Jackson (Alb), Price (M); **440-H**—Fleming (Alb) 53.2, Brown (C), Russell (FAM).

LJ—Boyd (F) 24-1, McKinnon (Ala), Whitley (FAM); **PV**—Brown (Alb) 14-4, Norris (Alb), Harris (Alb); **SP**—Frazier (FAM) 52-3, Jackson (BC), Johnson (Alb); **DISC**—Frazier (FAM) 153-0, Jackson (BC), tie Johnson (Alb) and McKinnon (Ala); **JAV**—Little (Alb) 195-2, Nichols (Alb), Reddick (Alb); **TJ**—Hargray (FAM) 49-10½, Chatman (Alb), Toogle (FV).

RELAYS—440—Fisk 40.8, Florida A&M, Albany St.; **MILE**—Albany St. 3:15.9, Ft. Valley, Morehouse.

Southland Conference

SCORING—Louisiana Tech 85, McNeese St. 84, Lamar 70, Arkansas St. 41, UTex. Arlington 17.

100—Dunn (M) 9.4, Bell (La), Gipson (La), Lattimore (A), Newton (LT); **220**—Dunn (M) 21.1, Bell (La), Newton (LT), Lattimore (A), Moore (LT); **440**—Collins (M) 48.2, Crowe (LT), Schindler (UTA), Spears (La), Lightfoot (La); **880**—Messer (M) 1:54.1, Owens (La), Hill (La), Ochs (LT), Scurto (A); **MILE**—Hobbs (LT) 4:17.3, Foley (M), Boxie (M), Mack (A), Martorano (La); **3-MILE**—O'Callaghan (M) 14:12.7, Hobbs (LT), Martorano (La), Kramer (La), Stelly (M); **120-HH**—Stubbs (LT) 13.3, Gipson (La), Barber (LT), Medley (A), Hayes (UTA); **440-H**—Stubbs (LT) 52.4, Medley (A), Barber (LT), Joseph (M), Price (La); **3000-M STEEPLE**—Hobbs (LT) 9:10.0, O'Callaghan (M), Martorano (La), Boxie (M), Kramer (La).

HJ—Smith (LT) 6-8, Schultz (M), Blanchard (UTA), Sibley (La), tie Tart (La) and Myers (La); **LJ**—Smith (LT) 25-9½, Tate (A), Williams (A), Bowser (La), Deveaux (M); **PV**—Hess (A) 17-½, Bell (A), Smart (La), Ducote (M), Brinkley (UTA); **SP**—Smith (M) 55-9¾, Crouch (LT), Humphries (A), Miller (M), Hughes (LT); **DISC**—Rice (La) 169-6, McMahon (LT), Reid (UTA), Davis (La), Vincent (M); **JAV**—Bamburg (LT) 237-0, Prudhomme (M), Bourgeois (M), Edwards (LT), Robbins (La); **TJ**—Deveau (M) 50-¾, Williams (A), Smith (LT), Tate (A), Pennington (UTA).

RELAYS—440—Lamar (Littles, Jones, Bell, Gipson) 41.0, Louisiana Tech, McNeese St., UTex. Arlington, Arkansas St.; **MILE**—McNeese St. (Dunn, Joseph, Brownlee, Collins) 3:14.4, Louisiana Tech, UTex. Arlington, Arkansas St., Lamar.

59th Southwest Athletic Conference Championships

SCORING—Texas 182, Texas A&M 73, SMU 54, Baylor 50, Rice 46, TCU 42, Arkansas 24, Houston 18, Texas Tech 6.

100—Collins (TCU) 9.5w, G. Pouncy (SMU), Spence (T), Simpson (R), J. Pouncy (SMU), Johnson (H); **220**—J. Pouncy (SMU) 20.8, Brodhead (TAM), Collins (TCU), Williams (H), G. Pouncy (SMU), Johnson (H); **440**—Brodhead (TAM) 47.2, Sturgal (T), Williams (TCU), Goss (T), Son (B), Wright (T); **880**—Griffith (T) 1:50.6, Craig (T), Rollo (B), Lawless (B), O'Shaughnessy (A), Bryant (TCU); **MILE**—Craig (T) 4:03.2, Fischer (T), Melancon (A), Klonower (T), Brennan (H), Nellums (R); **3-MILE**—Patton (T) 13:56.8, Melancon (A), Maldonado (T), Houk (A), Dixon (SMU), Hendee (A); **120-HH**—Jones (TAM) 14.0, Robinson (T), Baker (TAM), Hodge (R), Lightfoot (T), Patterson (TCU); **440-H**—Colley (T) 51.9, Gailey (B), Baker (TAM), Hodge (R), Stevens (B), Workman (T).

HJ—DeLorey (B) 6-10, Tompkins (T), tie among Fruge (H), McMenamin (H) and Blakney (TCU), McGuire (TAM); **LJ**—Berry (T) 26-0, Thompson (B), Robinson (T), McIntyre (TT), Owens (TAM), Shivers (B); **PV**—Blair (TAM) 15-0, tie Hackney (T) and McElveen (R), tie Pecheux (R) and Revelle (A); **SP**—LeDuc (T) 63-9¼, Dolegiewic (T), Randall (SMU), Stadel (R), Carter (TAM), McGoldrick (T); **DISC**—Stadel (R) 192-6, McGoldrick (T), Briscoe (R), Dolegiewic (T), LeDuc (T), Daugherty (R); **JAV**—Newton (TAM) 237-5, Derwin (SMU), Goldbach (SMU), Knigynsky (T), Hackney (T), Fulghum (R).

RELAYS—440—SMU (Rideau, J. Pouncy, Shaw, G. Pouncy) 40.5, TCU, Texas, Texas A&M, Houston, Baylor; **MILE**—Texas (Goss Wright, Jackson, Sturgal) 3:09.0, Baylor, TCU, Texas A&M, Texas Tech, Rice.

Southwestern Athletic Conference

SCORING—Texas Southern 172, Southern 139, Prairie View 74, Jackson St. 65, Grambling 54, Mississippi Valley 48, Alcorn A&M 30.

100—Sincere (G) 9.4, Thomas (J), Robinson (A), Pough (TS), Sumpter (TS), Dennis (J); **220**—Armstrong (TS) 20.8, Pough (TS), Robinson (A), Lovell (G), Dennis (J), Bell (TS); **440**—Jenkins (TS) 46.2, Brown (S), Ellis (J), Mallard (MV), Davis (MV), Tolen (TS); **880**—Melville (G) 1:48.5, Geter (PV), LaGrant (TS), Sharpe (PV), Ingram (G),

Bell (J); **MILE**—Lee (J) 4:14.3, Chevis (S), LeGrant (TS), Stewart (J), Ward (MV), Lolis (S); **3-MILE**—Lolis (S) 14:48.3, Stewart (J), Ward (MV), Chevis (S), Griffin (G), Pipkins (PV); **120-HH**—Kneeland (MV) 14.2, McCraney (S), Mosby (S), Taylor (TS), Jones (PV), Stevenson (S); **440-H**—Stevenson (S) 50.6, Thompson (TS), Washington (TS), Kneeland (MV), Hulbert (J), Jones (PV); **3000-M STEEPLE**—Lolis (S) 9:25.6, Wilkins (S), Foster (TS), Shaw (PV), Fountain (PV), Boutte (S).

HJ—Clifton (TS) 6-6, Mitchell (PV), Bowles (G), Mosby (S); **LJ**—Thompson (TS) 24-6½, Sims (S), Bean (A), Adetemi (J), Mitchell (PV), McNeal (MV); **PV**—Lloyd (PV) 14-0, Benton (TS), Shelton (TS), Matthews (S); **SP**—Everett (TS) 54-5, Lewis (PV), Lincoln (PV), Fonteno (TS), Caxoun (S), Ray (S); **DISC**—Carter (G) 135-2, Everett (TS), Fonteno (TS), Tate (MV), Lloyd (S), Brady (J); **JAV**—Combs (S) 192-0, Hunt (PV), McNeal (MV), Wooley (A), Hulbert (J), Tate (MV); **HAM**—Fonteno (TS) 142-0, Everett (TS), Owes (TS), Beal (TS), Lewis (PV), Hunt (PV); **TJ**—Johnson (S) 50-9¾, Combs (S), Woods (S), Bean (A), Mitchell (PV), Sims (S).

RELAYS—440—Texas Southern (Pough, Sumpter, Taylor, Armstrong) 39.9, Grambling, Jackson St, Alcorn, Miss. Valley, Prairie View; **MILE**—Jackson St (Handy, Ellis, Wells, Thomas) 3:08.8, Southern, Miss. Valley, Prairie View, Grambling.

State University of New York Conference

SCORING—Brookport 67, Cortland 52, Albany 40, Buffalo St. 33, Oneonta 22½, Oswego 18-, Binghamton 13, Fredonia 9, Geneseo 7, Potsdam 6, Plattsburgh 4, New Paltz 0.

100—Lineweaver (Br) 10.0, Lewis (Bu), Lawrie (C), Ksionzyk (C), Marsden (Br); **220**—Lineweaver (Br) 22.0, Lewis (Bu), Ceronie (Br), Johnson (A), Marsden (Br); **440**—Loucks (Po) 51.7, Hardy (Br), Shuford (Bi), Jefson (A), C. Nagel (Bu); **880**—Neill (C) 1:57.6, Painting (Bu), Clark (F), Kwiatkowski (Bu), Weber (F); **MILE**—Suarez (Os) 4:15.0, Hasan (A), Contario (G), Webb (Bu), Wilson (C); **3-MILE**—Suarez (Os) 14:19.2, Shrader (A), Siembor (Os), DeMarco (A), Parker (G); **120-HH**—Drummond (Br) 14.9, Raymond (On), Juttings (Br), B. Malone (A), Fox (Bi); **440-H**—Pierce (On) 56.0, Skorney (Bi), Drummond (Br), Kirchoff (C), Streeter (A).

HJ—Brooks (On) 6-4, Galster (Pl), Shutt (G), R. Malone (A), Cring (C); **LJ**—Lawrie (C) 21-3½, McCarthy (Bu), Jutting (Br), Drummond (Br), Lineweaver (Br); **PV**—tie Lander (C) and Ksionzyk (C) 13-0, tie LaPolla (Os) and Williams (On), Whitehouse (F); **SP**—Vido (A) 50-5½, Marchi (C), Buchwald (On), Guttman (A), Holloway (A); **DISC**—Marchi (C) 146-1, Siegler (F), Holloway (A), Guttman (A), Flaum (Br); **JAV**—Roberts (Br) 203-6, Cleary (A), Bory (C), Sayers (Br), Lineweaver (Br); **TJ**—Drummond (Br) 43-2, Hardy (Br), McCarthy (Bu), Moore (A), Doran (Os).

RELAYS—440—Brookport (Ceronie, Drummond, Lineweaver, Marsden) 44.0, Cortland, Buffalo, Binghamton, Oneonta; **MILE**—Buffalo (Kwiatkowski, C. Nagel, J. Nagel, Painting) 3:26.7, Cortland, Binghamton, Brookport, Albany.

Upstate New York Championships

SCORING—Rochester Tech 93, Siena 53, St. Bonaventure 36, Oneonta 33, Canisius 22, Geneseo 17, Niagara 17, Houghton 14, Ithaca 10, Plattsburgh 8, Eisenhower 0.

100—Harrison (SB) 9.9, Newsome (RT), Winters (Si); **220**—Newsome (RT) 22.2, Harrison (SB), Kropski (C); **440**—Kropski (C) 49.9, Burke (RT), Donahue (Si); **880**—Larios (N) 1:57.2, Malov (Si), Hooks (SB); **MILE**—Rukanshagiza (Si) 4:20.7, Sheff (N), Contario (G); **3-MILE**—Rukanshagiza (Si) 14:44.5, Koehler (O), Parrer (G); **6-MILE (non-scoring)**—Sammarco (C) 33:07, Ferris (RT), tie Lampazzi (N) and Scopa (N); **120-HH**—Wolling (RT) 14.9, Raymond (O), Chaplin (RT); **440-H**—Wolling (RT) 54.1, Pierce (O), Chaplin (RT); **3000-M STEEPLE**—Contario (G) 9:48.7, Palmer (RT), Colton (G).

HJ—Brooks (O) 6-5, Hollis (SB), Galster (P); **LJ**—Ikpeze (H) 20-10, Reynolds (RT), Horst (H); **PV**—King (I) 13-6, Williams (O), Green (RT); **SP**—Masilius (RT) 47-8, Burke (RT), Kriznik (RT); **DISC**—Santangelo (Si) 149-5, Masilius (RT), McGahey (Si); **JAV**—Ahern (SB) 167-11, Bruner (RT), Jacobs (SB); **HAM**—Koch (RT) 157-1, Masilius (RT), Pardee (SB); **TJ**—Clark (RT) 44-½, Ikpeze (H), Doyle (Si).

RELAYS—440—Rochester Tech 44.0, Oneonta, Canisius; **MILE**—Canisius 3:28.5, Ithaca, Niagara.

Virginia College Athletic Association

SCORING—Virginia St. 75, Madison 58, Lynchburg 40½, Washington & Lee 37½, Bridgewater 33, Christopher Newport 12, Eastern Mennonite 10, Roanoke 6, Emory & Henry 0.

100—Johnson (VS) 9.9, Talley (VS), Barnett (L), Hartz (M), Breedlove (L); **220**—Helms (WL) 22.2, Talley (VS), Hartman (B), Judson (VS), Hartz (M); **440**—Marrow (VS) 50.4, Hilton (M), Lawson (WL), Yarborough (VS), Hurley (L); **880**—Wilson (VS), Good

(M), LaRocco (R), Hanger (B), Howes (M); **MILE**—Phillips (B) 4:17.5, McDonald (M), Thompson (WL), Hazel (R), Frederick (EM); **3-MILE**—Frederick (EM) 14:50.4, Wright (M), Gardner (B), McDonald (M), Smith (B); **120-HH**—Napier (L) 14.7, Brown (VS), Dixon (VS), Derringer (M), Grimm (WL); **440-H**—Napier (L) 53.8, Davis (M), Duller (B), Miller (B), Miller (M).

HJ—Perry (WL) 6-3¾, Brewer (L), Brown (VS), Hilton (M), Decot (L); **LJ**—Crewe (VS) 22-¾, Barnett (L), Galle (CN), Walton (M), Bland (M); **PV**—Metzler (B) 13-9, Clay (M), Godshall (EM), tie Bridwell (L) and Hartman (WL); **SP**—Schweizerhof (WL) 42-5, Sales (VS), Brentlinger (M), Seager (M), Robertson (VS); **DISC**—Smalls (VS) 138-6, Hostetter (CN), Decot (L), Robinson (VS), Fowler (R); **JAV**—Maxey (B) 174-5, Jewell (M), McSweeney (CN), Berry (WL), Decot (L).

RELAYS—440—Washington & Lee (Banks, Tucker, Newman, Helms) 43.3, Virginia St., Lynchburg, Madison, Chris. Newport; **MILE**—Virginia St. (Dixon, Brown, Yarborough, Marrow) 3:26.2, Madison, Washington & Lee, Lynchburg, Bridgewater.

Virginia State Championships

SCORING—William & Mary 124, Virginia Tech 91, Richmond 31, Virginia 27, Others: Hampton Inst., Roanoke, VMI.

100—Releford (VT) 9.9, Blueford (VT), Cumberland (VMI), Helmandollar (WM), Ryce (WM); **220**—Blueford (VT) 21.9, Dobson (WM), Macheras (Ri), Helmandollar (WM), Releford (VT); **440**—Stortz (WM) 49.3, Walter (VT), Nizolek (WM), Halsey (V), Austin (H); **880**—Clark (WM) 1:50.6, Monteiro (VT), Collins (WM), Graham (WM), Courtney (WM); **MILE**—Martin (WM) 4:01, Moore (WM), Collins (WM), Steinberger (V), Wood (V); **3-MILE**—Martin (WM) 13:45.1, Hairston (VT), Hedley (Ri), Baguis (WM), Rose (Ri); **6-MILE**—Warner (Ro) 29:07.8, Tulou (WM), Smith (VT), Pecht (V), Crom (VT); **120-HH**—Dobson (WM) 13.8, Detwiler (Ri), Kacz (VT), Price (VT), Burks (Ri); **440-H**—Kacz (VT) 53.0, Detwiler (Ri), Becker (WM), Edwards (WM), Robinson (VMI); **3000-M STEEPLE**—Greenplate (WM) 9:11.5, Baldino (VT), Moore (VMI), Lott (WM), Brown (VT).

HJ—Irving (WM) 6-8¼, Pierce (VT), Woll (VMI), Morris (V), Werkstein (V); **LJ**—Jones (WM) 22-9½, Waller (VT), Williams (Ri), Hegyi (WM), Payne (VT); **PV**—Nuttly-combe (VT) 15-0, Harrison (VT), Natusch (WM), Samita (WM), Tucker (Ri); **SP**—George (WM) 50-1¾, Llewellyn (VT), Codutti (VMI), Bikowski (V), Switalski (V); **DISC**—Baer (V) 149-2, Bulbin (V), Barnett (Ri), Jamison (VT), Daniel (VT); **JAV**—Gatch (VT) 196-9, Ruch (WM), Sutherland (H), Diamontopolus (VMI), Taylor (Ri); **TJ**—Jones (WM) 50-3, Peters (WM), Zanca (WM), Irving (WM), Freshwater (V).

RELAYS—440—Virginia Tech (Payne, Waller, Blueford, Releford) 41.9, Richmond, Hampton Inst., VMI, Virginia; **MILE**—William & Mary (Nizolek, Becker, Stortz, Clark) 3:18, Virginia Tech, Richmond, Virginia, Hampton Inst.

Western Athletic Conference

SCORING—Brigham Young 154, UTex. El Paso 138, New Mexico 87, Arizona 85, Arizona St. 77, Colorado St. 47, Utah 38, Wyoming 24.

100—Brown (A) 9.6, Stewart (UTEP), Garpenborg (UTEP), McCullough (AS), Henderson (NM), Walker (CS); **220**—Brown (A) 20.6, Henderson (NM), McCullough (AS), Galbaugh (W), Walker (CS), Robinson (AS); **440**—Webster (U) 46.8, Solomon (NM), Lawson (A), Connolly (BY), McKenzie (U), Robinson (AS); **880**—Cummings (BY) 1:50.8, Manene (UTEP), Waigwa (UTEP), Snowden (NM), Franek (AS), Walton (UTEP); **MILE**—Cummings (BY) 4:04.6, Maiyo (W), Waigwa (UTEP), Lawson (AS), Miller (NM), Arriola (A); **3-MILE**—Wallace (UTEP) 14:05.6, Mendoza (A), Pearson (UTEP), Brown (UTEP), Johnson (NM), B. Johnson (BY); **6-MILE**—Mendoza (A) 30:37.2, Johnson (NM), Babiracki (BY), Webster (BY), Brown (UTEP), Burtleson (BY); **120-HH**—Ginther (CS) 14.3, Senesac (BY), Burl (AS), Walker (AS), Godfrey (CS), Smith (AS); **440-H**—Ginther (CS) 50.8, Low (BY), McQueen (CS), Gardner (U), Powers (NM), Senesac (BY); **3000-M STEEPLE**—Wallace (UTEP) 9:08.0, Miller (NM), Takach (U), Cramer (BY), Lohman (CS), Barbay (UTEP).

HJ—Underwood (AS) 6-11¼, Joseph (A), Orange (W), A. Johnson (BY), Shields (BY), Biar (CS); **LJ**—Haynes (AS) 25-4¾, Nance (NM), Joseph (A), Hughes (AS), Asare (UTEP), Robinson (A); **PV**—Jernberg (NM) 16-6, Cotton (UTEP), White (A), Yates (BY), Bowlder (U); **SP**—Hoglund (UTEP) 63-¾, Arrhenius (BY), Gardenkranz (BY), Winchester (AS), Withrow (NM), Clark (CS); **DISC**—Smith (CS) 195-9, Pecar (BY), Gardenkranz (BY), Zabelski (UTEP), Park (UTEP), Winchester (AS); **JAV**—Gustafsson (BY) 257-7, Strickland (A), Liddiard (U), Prater (NM), Fraser (UTEP), Geist (A); **HAM**—Farmer

(UTEF) 227-5, Park (UTEF), Gent (UTEF), Zabelski (UTEF), Gartenkranz (BY), Pecar (BY); **TJ**—Langland (BY) 53-5½w, Hall (AS), Von Gerich (BY), Robinson (A), Asare (UTEF), Kent (NM); **DECATH**—Backman (BY) 7,449, Lythell (BY), Orange (W), Joseph (NM), Von Gerich (BY), Cooper (CS).

RELAYS—440—UTex, El Paso (Stewart, Kemp, Garpenborg, Reid) 40.0, Arizona St., Arizona, New Mexico, Brigham Young, Colorado St.; **MILE**—New Mexico (Glover, Skinner, Henry, Solomon) 3:11.8, Utah, Brigham Young, Arizona St., UTex, El Paso, Arizona.

27th Yankee Conference Championships

SCORING—Connecticut 93, Massachusetts 72½, Rhode Island 36½, Maine 31, New Hampshire 24, Boston U. 20, Vermont 9.

100—Woodward (C) 9.8, Akinkoutu (BU), Horne (Me), Thorne (C); **200**—Woodward (C) 21.5, Akinkoutu (BU), Van Peurseum (ME), Kelley (C), Berk (V); **440**—tie Bassaline (C) and Quirk (RI) 49.6, tie Van Peurseum (Me) and Kelley (C), Crimmin (Ma); **880**—Croft (Ma) 1:54.2, Hulme (C), Brough (C), DeClemente (RI), Segersten (Ma); **MILE**—Thomas (Ma) 4:10.9, Gillan (Ma), Keeling (Me), Hague (RI), Farmer (Ma); **2-MILE**—Reed (NH) 9:01.4, McGrail (Ma), Segersten (Ma), Wilson (Ma), LaFlamme (Me); **120-HH**—Fetzner (NH) 14.8, Tyler (BU), Webster (C), Henessey (Ma), Hecker (RI); **440-H**—Stegerwald (Ma) 54.4, Janiak (BU), Ballaline (C), Deppe (Me), Braccio (C).

HJ—Bigelow (C) 6-6, Leathe (Me), Lammi (Me), Lindgren (V), tie Lever (Me) and Osborne (Ma); **LJ**—R. Adamson (Ma) 22-8, K. Adamson (Ma), Boyce (RI), Geraghty (Ma), Ryan (Ma); **PV**—Jerrow (RI) 15-6, Rich (NH), tie Acosta (C) and McCracken (RI), Reilly (C); **SP**—Lowe (C) 52-5, White (C), Mouratidis (C), McAleney (Ma), Bilsza (V); **DISC**—White (C) 148-9, Mouratidis (C), Bilsza (V), Mason (Ma), Irving (NH); **JAV**—Lorenzen (C) 204-11, Turner (Me), Shea (Ma), Iannetta (RI), Cosentino (RI); **HAM**—Bessette (C) 200-4, Szrom (RI), Sturm (RI), Bilsza (V), Valvo (C); **TJ**—Geraghty (Ma) 48-2¾, Bigelow (C), R. Adamson (Ma), K. Adamson (Ma), MacArthur (RI).

RELAYS—440—New Hampshire (Torie, Buckley, Shevenell, Dennehy) 44.0, Boston U., Massachusetts, Maine; **MILE**—Connecticut (Goe, Bassaline, Thorne, Hulme) 3:23.2, Rhode Island, Maine, Massachusetts, New Hampshire.

62nd Drake Relays

TEAMS—Air Force, Arkansas, Baylor, Bowling Green, Bradley, Central Mich., Cincinnati, Colorado, Colorado St., Drake, Eastern Mich., East Tennessee, Florida St., Houston, Illinois, Illinois St., Indiana St., Iowa, Iowa State, Jackson St., Kansas, Kansas St., Kent State, Kentucky, LSU, Loyola, Memphis St., Miami (O.), Mich. State, Middle Tenn., Minnesota, Missouri, Nebraska, NE Louisiana, Northern Ill., North Texas St., Northwestern, Notre Dame, Oklahoma, Okla. State, Oregon St., Pittsburgh, Rice, Southern Ill., SMU, SW Louisiana, Texas, Texas A&M, TCU, Texas Southern, Texas Tech, Toledo, Tulane, Western Ky., Western Mich., Wichita St., Wisconsin, Adams St., Akron, Alcorn St., Ashland, Augustana (Ill.), Augustana (S.D.), Buena Vista, Carleton, Central Chicago, Cleveland St., Coe, Concordia (Ill.), Cornell Col., Dakota Wesleyan, Dallas Bapt., Doane, Eastern Ill., Eastern N.M., Fisk, Fort Hays, Graceland, Grambling, Grinnell, Hamline, Hastings, Kearney St., Lincoln, Loras, Luther, Macalester, Mankato St., Moorhead St., Morningside, UNeb, Omaha, Neb. Wesleyan, North Central, N.D. State, NE Missouri, Northern Iowa, Northwestern (Ia.), Okla. Christian, Pittsburg St., Prairie View, St. Ambrose, St. Cloud State, St. John's, St. Olaf, St. Thomas, Simpson, Sioux Falls, South Dakota, S. Dak. State, Southern, SI Edwardsville, Tarkio, UNeb, Omaha, UW Parkside, Wartburg, Washburn, Wayne St., Western Ill., Westmar, William Penn.

100—Dill (MicS) 9.3, Gilkes (Fk), Porter (SWL), Sands (ISU), Holman (DU); **100 (Inv.)**—Crockett (PPC) 9.3, Goodrich (PPC), Nuttall (CTC), G. Pouncy (SMU), McFarland (CTC); **200 (Inv.)**—Jones (NMS) 45.5, Bolding (PCC), Vinson (EM), Eisenlauer (UI), Beal (PV); **880 (Inv.)**—Wohlhuter (CTC) 1:46.8, Boit (ENM), Ebba (OS), Paul (CTC), Fulton (FTC); **MILE**—Boit (ENM) 4:08.5, Smith (WSU), Durkin (Ill), Palmer (KS), Larson (EI); **3-MILE**—Slack (unatt) 13:20.8, Herold (CTC), Ndoe (ENM), Anderson (KU), Bentley (SDS); **6-MILE**—Ndoe (ENM) 28:07.8, Shughnessy (TOC), Bjorklund (Minn), Caszak (ETS), Bringham (Utah); **MARATHON**—Lesch (CTC) 2:26:03.2, Seaman (SCS), Garza (unatt), Norris (unatt), Seethaler (unatt); **120-HH**—Smith (Fla) 13.4, Shipp (LSU), Roland (KSU), Jones (TAM), Robinson (Tex); **440-H**—Cailey (Bav) 50.5, Casselman (McS), Ginter (COS), Stevenson (SU), Stevens (Bay); **3000-M STEEPLE**—Ledy (ETS) 8:55.0, Staynings (WnK), McDonald (KU), Ndoe (ENM), Stintzi (WnM).

HJ—Smith (KU) 7-1, Shanklin (NeL), Rogers (WnI), Terry (McS), Jankunis (Col); **HJ (Special)**—Fleer (OS) 7-3, Woods (OS), Matzdorf (CTC), Stones (PCC); **LJ**—Adams (Col) 26-1¾, Rea (Pitt), Seay (KU), Hamilton (KU), Ehizuelen (Ill); **PV**—Porter (KU)

17-0, Shepherd (Tex), Nielson (Iowa), Borcharding (Mo), Anderson (WnM); **SP**—Stuart (WnK) 64-2½, Dolegiewicz (Tex), LeDuc (Tex), Marks (OkS), Baietto (Ill); **SP (Special)**—Feuerbach (PCC) 69-5½, Stuart (WnK), Marks (OkS); **DISC**—Smith (CoS) 192-2, Stadel (Rice), LeDuc (Tex), McGoldrick (Tex), Dolegiewicz (Tex); **JAV**—Stevens (OkS), Obee (KSU), Kozlesky (Ken), Sorchik (Neb), Thompson (AF); **HAM**—Meyer (WnM) 169-9, Ruple (MO), Peterson (AF), Coxworth (Ill), Schwartz (UNI); **TJ**—Ehizuelen (Ill) 55-2¼, Robins (Sol), Haynes (MTS), Nyumutei (Col), White (WnM); **DECATH**—Wanamaker (unatt) 7543, Hupp (OTC), Whitson (BRTC), Hackney (Tex), Bah (unatt).

UNIVERSITY RELAYS—440—Texas Southern (Sumpter, Pough, Taylor, Armstrong) 40.1, NE Louisiana, SW Louisiana, TCU, Southern Ill.; 880—Southern Ill. (Smith, Erickson, Brown, Monroe) 1:23.0, Texas Southern, NE Louisiana, LSU, Colorado; **MILE**—Texas Southern (Thompson, Armstrong, LaGrant, Jenkins) 3:10.9, Texas, Oklahoma, Baylor, Wisconsin; **2-MILE**—Okla. State (Chancellor, Meade, Holderman, Manke) 7:19.2, Kansas St., Texas, Baylor, Minnesota; **SPRINT MEDLEY**—Oklahoma (Garrison, Bodenhammer, Cooper, Veltkamp) 3:22.1, North Texas St., Drake, Texas, Texas Southern; **DISTANCE MEDLEY**—Kansas St. (Harrison, Merrill, Schemmel, Akin) 9:46.4, Missouri, Eastern Mich., Colorado, Baylor.

COLLEGE RELAYS—440—Grambling (Logan, Lovell, Nesbitt, Sincere) 40.4, Wiley, Lincoln, Eastern Ill., Northern Iowa; 880—Grambling (Sincere, Nesbitt, Lovell, Smith) 1:24.0, Fisk, So. Dak. St., Hastings, Kearney St.; **MILE**—Prairie View (Evans, Beal, Geter, Smith) 3:13.0, Dallas Bapt., Western Ill., Lincoln, UNeb, Omaha; **2-MILE**—Prairie View (Taylor, Evans, Sharpe, Smith) 7:23.7, Ashland, Grambling, Northern Iowa, Eastern Ill.; **SPRINT MEDLEY**—Grambling (Sincere, Lovell, Smith, Melville) 3:22.0, Southern, Northern Iowa, Prairie View, UNeb, Omaha; **DISTANCE MEDLEY**—Eastern N.M. (T. Boit, Carls, Mengich, M. Boit) 9:47.9, Ashland, NE Missouri, So. Dak. St., Mankato St.

UNIVERSITY-COLLEGE RELAYS—SHUTTLE HURDLE—Baylor (Gailey, Stevens, Malone, Jackson) 57.3; Mich. State, Lincoln, Illinois; 4-MILE—Kansas St. (Settle, Palmer, Akin, Schemmel) 16:23.8, Western Ky., Eastern Mich., Wisconsin, Missouri.

Kansas Relays

TEAMS—Ab. Christian, Adams St., Arkansas St., Arkansas St., Arkansas St. TC, Bethel, Beverly Hills Striders, Bowling Green, Chicago TC, Colorado, Colorado St., Colorado TC, Columbia TC, Concordia, Dallas Bapt., Drake, Eagle TC, Eastern Ill., Eastern Ill. Striders, Eastern N.M., Emporia St., Florida TC, Fort Collins TC, Fort Hays St., Hastings, Illinois, Iowa, Iowa State, John Brown, Kansas, Kansas St., Kearney St., Lamar, Lincoln, Lincoln Land CC, LSU, Mankato St., McPherson, Memphis St., Michigan, Minnesota, Miss. State, Missouri, Nebraska, New Mexico, North Central Kansas TC, North Texas St., NE Louisiana, NE Missouri, NW Missouri, Oklahoma, Okla. Christian, Okla. State, Phila. Pioneers TC, Pittsburg St., Plains TC, Purdue, Rice, St. John's (N.Y.), Shocker Striders, So. Dak. St., SE Missouri, SE Oklahoma, Southern Ill., SMU, SW Louisiana, SW Missouri, Texas, Texas A&M, Tulsa RC, UNeb, Omaha, Warrensburg, Western Ill., Western Ky., Wichita St., Wyoming.

100—G. Pouncy (SMU) 9.2w, J. Pouncy (SMU), Holman (Dr), Osei-Agyeman (EI), Walker (CS); **100 (Inv.)**—Crockett (PP) 9.3, Lutz (K), Quarrie (BHS), G. Pouncy (SMU), Sands (IS); **200 (Inv.)**—Lutz (K) 20.3w, J. Pouncy (SMU), Burton (Pu), Crockett (PP), Murphy (Dr); **440 (Inv.)**—Jones (NEM) 46.1, Mills (PP), Jennings (MiS), Frazier (PP), Rowe (Mic); **MILE**—Durkin (Il) 4:01.0, Bentley (SDS), Castaneda (Colo), Maiyo (Wyo), Craig (Tex); **MILE (Inv.)**—Wohlhuter (CHTC) 4:08.1, Dyce (FTC), Paul (CHTC), Fulton (PP), Walker (SS); **3-MILE**—Ndoe (ENM) 13:37.3, Norton (SWM), Macdonald (BG), Anderson (K), Cloeter (Con); **6-MILE**—Ndoe (ENM) 28:22.2, Castaneda (Colo), Vigil (AdS), Cloeter (Con), Busby (Wa); **MARATHON**—Ziegler (TRC) 2:21:58, Hoffman (NTS), Vann (JB), Stirrett (EIS), Lower (Colo); **120-HH**—Shipp (LSU) 13.1w, Gipson (La), Jones (TAM), Franklin (Dr), Robinson (Tex); **440-H**—Gipson (La) 51.2, Haley (LL), Ginther (CS), Kahmeier (KaS), Shumski (OS); **3000-M STEEPLE**—Timm (unatt) 8:42.1, Gray (ASTC), McDonald (K), Hutchinson (unatt), Laham (CS); **MILE WALK**—Herold (PTC) 7:08.5, Hirt (ColuTC), Bucher (ColuTC), Souppk (KeS), Ozias (NKCTC).

HJ—Smith (K) 6-11, tie Knoedel (Io) and Terry (WS); **LJ**—Seay (K) 26-9w, Bolin (Pu), Adams (Colo), Ehizuelen (Il), Berry (Tex); **PV**—Jernberg (NM) 16-10, Porter (K), Bell (ArK), Laz (IS), Nielson (Io); **PV (Inv.)**—Dias (BHS) 17-0, Porter (K), Jernberg (NM), Winters (Ok), Curnow (Colo); **SP**—Stuart (WK) 64-5¼, Dolegiewicz (Tex), LeDuc (Tex), Baietto (Il), Marks (O S); **DISC**—Smith (CS) 194-11, McGoldrick (Tex), Stadel (R), Hannan (Neb), Kamla (Mo); **JAV**—Obee (KaS) 237-8, Stevens (OS), Hammond (K), Derwin (SMU), Attig (SEM); **HAM**—McCree (SI) 183-10, Neugent (OC), Pfeiffer (FCTC), Stucky (Bet), Barret (SI); **TJ**—Ehizuelen (Il) 54-6w, Fairfax (MeS), Robins (SI), Amoah (ENM), Hale (EL); **DECATH**—Jenner (unatt) 8,240, Bennett (ETC), Hancock

(SI), Bahr (unatt), Cooper (CS).

UNIVERSITY RELAYS—440—Kansas (Scavuzzo, Lewis, Lutz, Edwards) 40.0, Texas, Oklahoma, Purdue; **880**—Southern Ill. (Smith, Erickson, Brown, Monroe) 1:24.1, Texas, NE Louisiana, Missouri, Drake; **MILE**—Texas (Goss, Wright, Brooks, Jackson) 3:14.1, Southern Ill., Texas A&M, Oklahoma, Missouri; **2-MILE**—Kansas St. (Feltner, Hinchliffe, Prince, Harrison) 7:33.8, Okla. State, Minnesota, Texas, Colorado; **4-MILE**—Kansas St. (Settle, Palmer, Schemmel, Harrison) 16:25.2, Nebraska, Missouri, Eastern N.M., Kansas; **SPRINT RELAY**—LSU (Schupf, Cobb, Mobley, Smith) 3:18.2, SW Louisiana, Texas, Oklahoma, Wichita St.; **DISTANCE MEDLEY**—Illinois (Brooks, App, Kaemerer, Durkin) 9:47.7, Kansas St., Missouri Oklahoma, Minnesota.

COLLEGE RELAYS—440—SE Oklahoma (Burks, Harris, Morris, Smith) 41.5, Eastern Ill., SE Missouri, Emporia St., Lincoln; **880**—Lincoln (Thomas, Brown, Cooper, Williams) 1:26.8, Hastings, Pittsburg St., So. Dak. St., SE Oklahoma; **MILE**—Dallas Bapt. (Pyle, Davis, Revada, Hill) 3:19.1, Lincoln, Western Ill., So. Dak. St., NE Missouri; **2-MILE**—Eastern N.M. (Menglich, T. Boit, Ndo, M. Boit) 7:41.1, Eastern Ill., NE Missouri, UNEB, Omaha, Fort Hays St.; **SPRINT MEDLEY**—Eastern N.M. (Carls, Amoah, Esikhati, M. Boit) 3:22.1, Ab. Christian, Western Ill., NW Missouri, NE Missouri; **DISTANCE MEDLEY**—Eastern N.M. (T. Boit, Esikhati, Williams, M. Boit) 10:00.6, So. Dak. St., Fort Hays St., Western Ill., Pittsburg St.

Penn Relays

TEAMS—Adelphi, Akron, American, Arizona St., Army, Auburn, Baruch, Birmingham, Bloomsburg, Brandeis, Central Col., Boston U., Bowdoin, Brooklyn, Brown, Bucknell, C. W. Post, Catholic, Colgate, Columbia, Colorado, Connecticut, Cornell, Duke, Dartmouth, C.A.S.T. Jamaica, Colgate, Columbia, Connecticut, Cornell, Duke, Dartmouth, Delaware St., Delaware, Dela. Valley, Dickinson, Drexel Edward Waters, E. Stroudsburg, Essex, Fairfield, Fair, Dickinson, Farmingdale, Florida, Fordham, Fayetteville, Frank & Marsh, Florida A&M, Georgetown, Gettysburg, Harvard, Hofstra, Holy Cross, Howard, Indiana, Iona, Jersey City, Johnson C. Smith, Juniata, Johns Hopkins, Kent State, Kentucky St., Kings Point, Kutztown, Lafayette, LaSalle, Lincoln, Lock Haven, Lehigh, Lehman, Maryland, Manhattan, Montclair, Marist, Massachusetts, Mansfield, Michigan, Millersville, Morgan St., Monmouth, Mt. St. Mary's Morehouse, New Paltz, North Carolina N. C. Central, Norfolk St., NYU, Navy, N. Y. Tech, Northeastern, Ohio State, Ohio U., Penn State, Pennsylvania, Pittsburg, Pitt-Johnstown, Providence, Purdue, Princeton, Queens, Rhode Island, Rider, Rochester, Rutgers, San Diego St., St. John's, St. Joseph's, St. Peter's, Seton Hall, Shippensburg, Swarthmore, Syracuse, Siena, Slippery Rock, Staten Island, Stockton St., Temple, Tennessee, Toronto, Towson, Trenton, UMD, Baltimore, UMD, Eastern Shore, UTex. El Paso, Ursinus, Villanova, Virginia St., Virginia Tech, Wagner, Washington Col., Wayne, West Chester, West Virginia, W. Va. State, Widener, Wilberforce, William & Mary, Wm. Paterson, Yale.

100—Garpenberg (UTEP) 9.4, Burton (Pur) Young (Ten), Robinson (For); **3-MILE**—Maguire (PeS) 13:27, Rojas (Har), Kearns (Bir), Fultz (Geo), Thomas (Mass); **120-HH**—Shine (PeS) 13.9, Singleton (PeS), Johnson (Ten), Burke (WVa), Raeford (MoS); **440-H**—Shine (PeS) 51.1, Collins (Pe), Bassett (NCC), Caudill (Ind), Schwab (Pe); **3000-M STEEPLE**—Squires (Man) 8:47.6, Addison (Ten), Gillin (Mass), Wilson (Mass), Irmen (KeS).

LJ—Bolin (Pur) 25-8½, Sinclair (Ess), Radcliff (Ten), Jones (W&M), Godwin (Fay); **TJ**—McBryde (Man) 52-3, Bilmanis (Ind), Jenkins (E.St), Hogan (Ind), Leonard (Cor); **HJ**—Underwood (ArS) 7-2¼, Adama (Ind), Lennox (Sjos), Branch (Ten), Embree (Har); **PV**—Remus (Md) 16-0, tie Freeman (Fla) & Rayford (Ten), tie among Raab (Pe), Brannon (Nav) and Jerrow (RI); **JAV**—Dowswell (O) 257-9, Cummins (Dar), Fisher (Md), Doider (Que), Sing (Urs); **HAM**—Bregar (Nav) 212-2, Accambay (KeS), Bessette (Con), Djerrasi (Neas), Fackrell (Nav); **DISC**—Dull (Aub) 178-1, Zabelski (UTEP), Adams (Mic), McMahen, Reihner (PeS); **SP**—Stock (Ten), 58-10¼, Doupe (Cor), Hrihar (Nav), Post (CWP).

RELAYS—440—Tennessee (Walker, Jones, Young, Bond) 40.0, San Diego St., Arizona St., UTex. El Paso, Penn State; **880**—Tennessee (Radcliff, Jones, Young, Bond) 1:23.3, N. C. Central, San Diego St., Norfolk St., Pennsylvania; **MILE**—N. C. Central (Ray, Onku, Sang, Black) 3:05.3, Florida, Norfolk St., Morgan St., Indiana; **2-MILE**—Tennessee (Gauschino, Anderson, Garrison, Thomas) 7:23.6, Villanova, Cornell, Manhattan, Fordham; **4-MILE**—Villanova (Gegan, McElroy, Coghlan, Hartnett) 16:10.6, Manhattan, Navy, William & Mary, Indiana; **SPRINT MEDLEY**—Essex Cty. CC (Joseph, Brown, Marchan, Tuitt) 3:18.4, Catholic, Delaware St., St. John's, Georgetown; **DISTANCE MEDLEY**—Villanova (McElroy, Eckman, Coghlan, Hartnett) 9:36.8, Navy, Manhattan, Cornell, Indiana; **480 SHUTTLE HURDLE**—Pennsylvania (Mondschein,

Clune, Schwab, Collins) 57.1, Penn State, Seton Hall.

OPEN—100—Hammonds (Phila. Pio) 9.7, Randolph (AATC), Jones (BOHAA), Ray (AATC); **MILE**—Waldrop (NC) 3:53.2, Fikes (Pe), Smedley (Bir), Thornton (Phila. T&FC), Waigwa (UTEP); **3-MILE**—Liquori (NYAC) 13:27.8, Oliver (GeoAA), Satgeberg (GeoAA), Ryan (NYAC), Brown (Bir); **6-MILE**—Eden (Duke) 28:09.0, Thomas (Bir), Haviland (KnocTX), Sieben (Rut), Cross (Mic); **MARATHON**—Patterson (Unat) 2:33:03, Alitz (HS), Goldcamp (Unat), Pierce (MonC), Hanson (Col).

OPEN—HJ—White (PeAC) 7-0, McCrae (Phila Pio), Fried (GeoAA); **JAV**—Hall (BruTC) 257-4, Reiss (Phila Pio), Kouvalo (BruTC), White (Unat), Hagy (PacAC); **HAM**—Paliwoda (NYAC) 188-3, Stein (NYAC), Yuen (NYAC), Turrelas (NYAC), Isaacson (Unat); **DECATH**—Samara (NYAC) 7,864, Bennett (EagleTC), Carter (NYAC), Taehon (Nav), Fletcher (Slir).

47th Texas Relays


TEAMS—Alabama, Alcorn A&M, Arizona, Arizona St., Arkansas, Auburn, Baton Rouge TC, Baylor, Brigham Young, Colorado St., Dallas Bapt., D. C. Striders, Drake, Florida, Flying Tiger TC, Fort Hays St., Grambling, Hillcrest HS, Houston, Iowa State, Kansas, Kansas St., Lamar, LSU, Louisiana Tech, Minnesota, Missouri, N. D. State, North Texas St., NE Louisiana, NE Missouri, NW Louisiana, Oklahoma, Okla. Christian, Okla. State, Pacific Coast Club, Pittsburg St., Prairie View, South Carolina, SE Louisiana, Southern, Southern Cal, SMU, SW Louisiana, SW Texas, Texas, Texas A&I, Texas A&M, TCU, Texas Southern, Texas Striders, UNEB, Omaha, UTex. El Paso, Wichita St., Wiley.

100—Brown (Ari) 9.44w, Sands (IS), Porter (SWL), Kutz (K), Okyir (Ang), J. Pouncy (SMU); **440 (Open)**—Jones (NEM) 45.24, Peoples (DCS), Bolding (PCC), Schultz (PCC), Blessing (Hi), Holman (Dr); **MILE**—Arriola (Ari) 4:04.53, Mendoza (Ari), Scott (PS), Bell (Dr), Taylor (SCar), Barbray (UTEP); **MILE (Open)**—Slack (unatt) 3:59.72, Cummings (BY), Halberstadt (PCC), Fulton (FTTC), Lawson (ArS), Lussenden (unatt); **3-MILE**—Bjorklund (Min) 13:39.85, Fee (Min), Levey (Ang), Pearson (UTEP), Houk (Ark), Douple (LSU); **120-HH**—Stubbs (LT) 13.33w, Gipson (La), Roland (KS), Jones (TAM), Jubert (NTS), Martin (SEL); **440-H**—Lee (KS) 50.38, Gailey (Bay), Rambo (Fla), Tolbert (Ari), Kehmeier (KS), Smith (Au).

HJ—Owens (SCal) 7-2, Smith (K), Delorey (Bay), Tompkins (Tex), Schur (K), tie McMenamin (Ho) and Terry (WS); **HJ (Open)**—Stones (PCC) 7-1, Underwood (ArS), Oates (unatt), Blakeney (TCU), Taylor (unatt); **LJ**—Owusu (Ang) 25-9½, Hamilton (K), Berry (T), Seay (K), Heroman (LSU), Asare (UTEP); **PV**—Hamilton (Ala) 16-0, Marrs (KS), Smart (La), Shepherd (Tex), White (Ari), Laz (IS); **PV (Open)**—Jesse (UTEP) 17-0, Carter (TSt), Rogers (SMU); **SP**—LeDuc (Tex) 64-8¼, Arrhenius (BY), Dolegiewicz (Tex), Marks (OS), Randell (SMU), Ringwall (OS); **SP (Open)**—Feuerbach (PCC) 70-1¼, Walker (unatt); **DISC**—Smith (CS) 197-10, Pecar (BY), Gardenkranz (BY), Zabelski (UTEP), Kuhn (FH), McGoldrick (Tex); **JAV**—Stevens (OS) 242-6, Strickland (Ari), Obee (KS), Tennis (K), Robichaux (NEL), Blythe (Ala); **DECATH**—Bennett (unatt) 7,789, Lythell (BY), Hackney (Tex), Coffman (SCal), Whitson (BRTC), Heroman (LSU).

UNIVERSITY RELAYS—440—UTex. El Paso (Stewart, Addison, Garpenberg, Reid) 39.80, Tex. Southern, Kansas, Texas, NE Louisiana, SW Louisiana; **880**—Tex. Southern (Bell, Taylor, Pough, Armstrong) 1:22.32, UTex. El Paso, Houston, Arizona St., NE Louisiana, SW Louisiana; **MILE**—tie Baylor (Lang, Carter, Jordan, Son) and Tex. Southern (Thompson, Armstrong, LaGrant, Jenkins) 3:06.64, Texas, Florida, Kansas St., Arizona; **2-MILE**—Kansas St. (Feltner, Hinchliffe, Prince, Harrison) 7:24.26, South Carolina, Texas, Okla. State, UTex. El Paso, Florida; **4-MILE**—Kansas St. (Settle, Palmer, Akin, Schemmel) 16:35.16, Texas, Minnesota, Wichita St., Arkansas, Oklahoma; **SPRINT MEDLEY**—Tex. Southern (Bell, Pough, Jenkins, LaGrant) 3:18.48, LSU, North Texas St., Oklahoma, Texas, Florida; **DISTANCE MEDLEY**—Missouri (T. McMullen, Crawford, Rogles, C. McMullen) 9:38.18, Okla. State, Wichita St., South Carolina, UTex. El Paso, Arizona; **480 SHUTTLE HURDLE**—Baylor (Stevens, Malone, Jackson, Gailey) 57.11, Texas, North Texas St.

COLLEGE RELAYS—440—Alcorn A&M (Suddarth, Robinson, Oliver, Capitol) 40.88, Texas A&I, Wiley, SE Louisiana, Grambling, NW Louisiana; **880**—Wiley (Eddington, Spencer, Revada, Shorts) 1:24.60, Texas A&I, SE Louisiana, NW Louisiana, Prairie View; **MILE**—Southern (Stevenson, Henderson, Rose, Brown) 3:09.18, Dallas Bapt., Prairie View, Grambling, UNEB, Omaha, SW Texas; **2-MILE**—Prairie View (Taylor, Evans, Sharpe, Geter) 7:31.22, Grambling, Fort Hays, UNEB, Omaha, N. D. State, NW Louisiana; **SPRINT MEDLEY**—Southern (Jackson, Brown, Stevenson, Chevis) 3:21.73, NW Louisiana, Texas A&I, SW Texas, Dallas Bapt.; **DISTANCE MEDLEY**—NE Missouri (Ventling, Jones, Harmon, Lipper) 9:54.34, Pittsburg St., Fort Hays, Angelo St., Okla. Christian, NW Louisiana.



IN THE STARS—Texas-El Paso vaulter Larry Jesse reaches incredible height as shown in this worm's eye view of NCAA indoor pole vault proceedings. This leap of 16-6 was good enough for championship for Jesse and for the Miners.

NATIONAL COLLEGIATE INDOOR CHAMPIONSHIPS

While Tony Waldrop Steals The Show, Miners Steal Team Win From Colorado

By **BOB FACHET**

Assistant Sports Editor, *The Washington Post*

A professional football player won the 440-yard dash, seven foreign athletes collected first-place medals and Texas-El Paso took team honors in a suspenseful photo finish with Colorado.

But challenge someone to describe the 10th National Collegiate Indoor Track and Field Championships in two words and the reply is as certain as death and inflation: Tony Waldrop.

The North Carolina senior left a Saturday afternoon crowd of 9,756 with an epidemic of tennis-fan neck—swiveling from his floppy blond hair to the Cobo Hall clock—as he surged through the final quarter in 55 seconds to produce his seventh straight sub-four-minute mile, 3:59.5.

When Mike Durkin of Illinois set the pace through the three-quarter mark in 3:03.8, it appeared that Waldrop's incredible string was about to be snapped. Then, 250 yards from the finish, Waldrop raced into the lead.

THE CLOCK FAILED TO TICK FOUR, and the faithful celebrated their presence at a happening. The man who made it happen was more restrained.

"This is the one I really wanted to win," he said. "A national championship is something. Truthfully, whether it was under four wasn't nearly as important as winning."


Jim Ryun's meet record of 3:58.6 remained inviolate, but in surpassing—in less than two months—Ryun's career mark of six sub-four indoor miles, Waldrop had accomplished a far greater feat. Besides, among the sensational seven was the world record of 3:55.0.

While the suspense surrounding Waldrop's clash with the clock was quickly resolved, the struggle for the team title created heart thumping that stretched into hours.

Texas-El Paso, on a meet record shot put by Swede Han Hoglund and Aussie Peter Farmer's second place in the 35-pound weight throw, matched the first-day production of 10 points by Colorado—Ghanaian Kingsley Adams' long-jump title and Ted Castaneda's second in the two-mile.

THE GHANA connection sent Colorado coach Don Meyers higher than the pole vaults of his undergraduate days when Ohene

As assistant sports editor of the *Washington Post*, Robert Fachet wears several hats. His primary duties are layout and makeup, but his principal satisfaction comes from covering track and field.



The multiple duties had his hats spinning last Feb. 17. He called Tony Waldrop that evening to discuss an upcoming meet, only to learn that a change of plans had sent Tony flying to the San Diego Indoor Games.

At 2 a.m., Fachet was in the composing room supervising a sports page tearup for a new banner: "Waldrop Races to 3:55."

The Northwestern graduate is father of five children and is a soccer referee in his spare time.

Karikari produced four surprising points in the 60-yard dash. Twenty minutes later, the Buffaloes led the distance medley relay at the final baton pass.

They were, however, able to muster only a fourth-place finish, while Wilson Waigwa's 4:00.6 anchor mile brought UTEP home third. So it was Colorado 16, Texas-El Paso 13, and two men held the balance of power: UTEP pole vaulter Larry Jessee and Colorado high jumper Bill Jankunis.

Jessee was the first to be tested. He cleared 16 on his second try, then topped 16-3 and 16-6 on his initial attempts. Tim Hamilton of Alabama matched Jessee at 16-6, while Bob Pullard of Southern California needed two tries. Defending champion Terry Porter of Kansas and Jim Green of Ohio State passed at 16-6 and the quintet moved up to 16-9.

NOT ONE GOT OVER. THIS LEFT JESSEE and Hamilton tied for first place and required a jumpoff. Each attempted 16-9 once more, each failed and the bar was lowered to 16-6. Jessee went over and UTEP was in front, 19-16.

Now, with all other events completed, the pressure shifted to freshman Jankunis, and for a time he responded admirably. When he matched his personal best of 7-1 on his second attempt, he held second place, behind Oregon State's Mike Fleer. Had Jankunis finished in that spot, Colorado would have been the team champion. Third place would have created a tie.

Dennis Adama of Indiana, the next jumper, equalled Jankunis' leap and moved ahead on the basis of fewer attempts. Favored Tom Woods of Oregon State managed 7-1 on his third attempt and the bar was raised to 7-2.

A week later Jankunis would clear 7-3½, but for this day he had reached his limit. Woods matched Fleer's 7-2 clearance on the first try to flop from fourth place to second. Jankunis' two points for fourth place left Colorado one shy, permitting UTEP coach Ted Banks to celebrate his school's first NCAA track title.

THE FRIDAY NIGHT CROWD OF 8,245 witnessed an historic first, as Larence Jones captured the 440 in 48.6. Jones, from Northeast Missouri, had signed a three-year pro football contract a month before, but was eligible to run under the recently enacted NCAA rule that a professional in one sport could compete as an amateur in another.

The massive foreign contingent grabbed four of the seven titles at stake Friday, with three resulting in meet records.

Jacques Accambay, of France and Kent State, literally threw the 35-pound weight out of sight at Bowen Fieldhouse in Ypsilanti. On his second effort, measured at a record 71-5½, the implement disappeared from sight. Accambay, after a 60-second search, located it nestling in a rolled-up canvas against the wall of the fieldhouse.

On his next try Accambay threw the ball beyond the line marking George Frenn's world indoor record of 73-3½, but he lost his balance and his right hand touched outside the circle. "That was the foulest foul of my life," Accambay said. "I was going all out. I was ready on that throw."

IN THE FINALS, HE RAISED his meet record to 71-10½.

Hoglund and Jesse Stuart of Western Kentucky, drawn for the same flight, shot their bolts in the trials of the 16-pound event. Stuart hit 65-11 on his first attempt, then Hoglund achieved 66-8. Stuart's second throw was 67-4½, two inches beyond the meet record. Hoglund replied with 67-7¼.

Hoglund was the only individual champion to repeat, although Waldrop had won the 1,000 in 1973.

John Hartnett, of Ireland and Villanova, trimmed the meet record in the two-mile to 8:33.6. He galloped through the first mile in 4:09.9.

Adams survived keen competition to win the long jump at 25-3¼, as only 2¼ inches separated the top three.

When John Ngeno of Kenya and Washington State opened Saturday's program by winning the three-mile in 13:20.8, the foreign delegation was batting five for eight. It simmered a bit thereafter, with only Danny Smith and Wesley Maiyo intruding on the home-based talent.

Smith, from the Bahamas and Florida State, breezed through the 60-yard high hurdles in 7.0. His task was made easier when favored Larry Shipp of Louisiana State was caught in the blocks in the quarterfinals.

Maiyo, from Kenya and Wyoming, became the only freshman titlist when he ran away with the 1,000 in 2:08.1.

Tommy Haynes of Middle Tennessee succeeded graduated teammate Barry McClure as triple jump champion and surpassed McClure's meet record by five inches with a startling 54-6¼. Haynes barely advanced to the finals, managing 51-8 on his last qualifying attempt.

Two heroes of the U.S.-Russia meet the previous week came back to win NCAA titles. Cliff Outlin of Auburn, the 60-meter winner at Moscow, took the 60-yard dash in 6.0. Stan Vinson of Eastern Michigan, who beat the Russians at 400 meters, won the NCAA 600 in 1:10.1.

Seton Hall retained its mile relay crown in a meet-record 3:14.0. Howard Brock's 48.5 anchor was preceded by the Caribbean trio of Alf Daley (48.7), Charles Joseph (48.4) and Art Cooper (48.4).

The Pirates sweated more the night before than they did on the track. The honest effort committee wanted Brock barred from the relay because of his two false starts in the 600 semifinals Friday night, but its decision was overruled by the games committee.

Missouri won the distance medley in 9:44.9 as Charlie McMullen (4:01.1) fought off Pennsylvania's Dennis Fikes (4:00.4). South Carolina nipped Oklahoma State in 7:27.4 in the two-mile relay.

10th NCAA Indoor Championships

SCORING—UTex. El Paso 19, Colorado 18, South Carolina 12, Oregon St. 10, Seton Hall 10, Illinois 9, Eastern Mich. 8, Florida St. 8, Alabama 7, Villanova 7, Pennsylvania 7, Kansas St. 7, Tennessee 7, Kent State 6, NE Missouri 6, Florida 6, Penn State 6, Brigham Young 6, Middle Tenn. 6, William & Mary 6, Wash. State 6, Missouri 6, Auburn 6, Wyoming 6, North Carolina 6, Louisiana Tech 6, Western Ky. 5, Indiana 5, Mich. State 5, Kansas 5, Adelphi 5, Pittsburgh 4, East Tennessee 4, Nebraska 4, Okla. State 4, Manhattan 4, Boston Col. 4, Texas 3, Northeastern 3, Purdue 3, Southern Cal 3, Ashland 3, Washington 3, Army 2, Michigan 2, Miss. State 2, LSU 2, Navy 1, N. C. State 1, Lamar 1, Columbia 1, Ohio State 1.

60—Outlin (Au) 6.0, Karikari (Colo), Whatley (Al), Burton (Pu), Williams (KaS); **440**—Jones (NEM) 48.6, Daley (SH), Sands (PS), Brown (F), Lee (Ad); **600**—Vinson (EM) 1:10.1, Bond (Ten), Cassleman (MicS), Williams (Mic), Alexander (F); **880**—Clark (WM) 1:52.2, Schaper (SCar), Chadwick (Neb), Frederick (FS), Kaemerer (Il); **1000**—Maiyo (Wy) 2:08.1, Francis (BC), Gibson (Wa), Smith (LSU), Foynes (Coln); **MILE**—Waldrop (NC) 3:59.5, Durkin (Il), Cummings (BY), Schemmel (KaS), Colon (Ma); **2-MILE**—Hartnett (V) 8:33.6, Castaneda (Colo), Fikes (Pe), Mandera (In), Wilkins (NCS); **3-MILE**—Ngeno (WS) 13:20.8, Cusack (ET), Maguire (PS), Minty (EM), Rose (WK); **60-HH**—Smith (FS) 7.0, Stubbs (LT), Roland (KaS), Allen (SCar), Gipson (La).

HJ—Fleer (OrS) 7-2, Woods (OrS), Adama (In), Jankunis (Colo), Branch (Ten); **LJ**—Adams (Colo) 25-3¼, Rea (Pi), Seay (K), Smith (LT), Bolin (Pu); **PV**—Jessee (UTEP) 16-6, Hamilton (Al), Pullard (SCal), Porter (K), Green (OhS); **SP**—Hoglund (UTEP) 67-7¼, Stuart (WK), Dolegiewicz (Tex), Arrhenius (BY), LeDuc (Tex); **35-LB WT**—Accambay (KeS), 71-10½, Farmer (UTEP), Djerassi (Northe), Sample (Ar), Bregar (Na); **TJ**—Haynes (MT) 54-6¼, Ehizuelen (Il), McBryde (Ma), Porbeni (MisS), Langeland (BY).

RELAYS—**MILE**—Seton Hall (Daley, Joseph, Cooper, Brock) 3:14.0, Adelphi, Florida, Mich. State, Kansas St., **2-MILE**—South Carolina (D. Brown, Shelley, J. Brown, Schaper) 7:27.4, Okla. State, Ashland, Tennessee, Nebraska; **DISTANCE MEDLEY**—Missouri (Rabuse, Crawford, Rogles, McMullen) 9:44.9, Penn, UT El Paso, Colorado, Villanova.

1974 Indoor Meets

1974 INDOOR MEETS

57

21st Atlantic Coast Conference Championships

SCORING—Maryland 88½, North Carolina 45½, N.C. State 29, Duke 21, Virginia 10, Clemson 7, Wake Forest 7.

60—Basciano (M) 6-8¼, Ray (NCS), Brozey (M), Beasley (NC), Richardson (C); **600**—Cupka (M) 1:12.4, Ohlmacher (M), Phillips (NCS), Watt (M), Parker (NCS); **1000**—Bailor (M) 2:12.8, McLee (NC), Rae (WF), Senter (NCS), Southerland (NC); **MILE**—Waldrop (NC) 3:56.4, Ward (NC), Schwartz (D), Steinberger (V), Carey (M); **2-MILE**—Wheeler (D) 8:36.1, Wilkins (NCS), Eden (D), Hamilton (NC), Rincon (M); **60-HH**—Voight (NC) 7.4, Lardieri (M), Gwaltney (M), Nichols (M), Goodrich (D).

HJ—Bozzone (M) 6-8¼, Fern (C), White (WF), Hill (NCS), Hamlin (M); **LJ**—Beasley (NC) 24-4¾, Goodman (M), Davenport (M), Brown (C), Burlingame (NC); **PV**—Herdon (M) 16-1, Turley (M), Remus (M), tie Watson (M) and Robinson (NC); **TJ**—Bilmanis (M) 51-½, Beasley (NC), Freshwater (V), Goodman (M), Woltz (NC); **SP**—Holliday (NCS) 52-11, Medlin (NCS), Gaines (NC), Pisciotto (M), Carter (WF).

RELAYS—**MILE**—Maryland (Johnson, Watt, O'Keefe, Ohlmacher) 3:19.2, Duke, North Carolina, Virginia, N.C. State; **2-MILE**—Maryland (Ham, Naylor, Driscoll, Spann) 7:44.6, Duke, Virginia, N.C. State, North Carolina.

46th Big Eight Conference Championships

SCORING—Kansas St. 55, Missouri 48, Colorado 46½, Nebraska 22, Kansas 21, Okla. State 20, Oklahoma 15½, Iowa State 12.

60—Williams (KS) 6.1, Karikari (C), Tyson (IS), Sands (IS), Perry (C); **440**—Lee (KS) 48.9, Bodenhamer (O), Scavuzzo (K), Lewis (K), Pryor (C); **600**—Chadwick (N) 1:12.6, Prince (KS), Edean (C), Osafe (M), Akers (IS); **880**—Chadwick (N) 1:53.7, Meade (OS), Robuse (M), Feltner (KS), Musgrave (C); **1000**—Rogles (M) 2:12.6, Holderman (OS), McMullen (M), Manke (OS), Whitaker (N); **MILE**—McMullen (M) 4:08.6, Schemmel (KS), Palmer (KS), Akin (KS), Castaneda (C); **2-MILE**—Unger (N) 8:53.2, Castaneda (C), Peterson (C), Settle (KS), Eichner (IS); **60-LH**—Karikari (C) 6.7, Roland (KS), Kolkrost (M), Reed (O), Laneheart (C); **60-HH**—Roland (KS) 7.2, Kehmeier (KS), Kolkrost (M), Combs (K), Reed (O).

HJ—Smith (K) 7-½, Jankunis (C), Slifer (KS), Hansbrough (M), tie Mounsey (C) and Stoner (O); **LJ**—Adams (C) 25-7½, Seay (K), Hamilton (K), Gentry (M), Cushman (IS); **PV**—Winter (O) 16-1, Kessell (IS), Borcharding (M), Curnow (C), Seltam (M); **SP**—Marks (OS) 59-8½, Ringwold (OS), Plucknett (M), Millard (N), Geist (KS); **TJ**—Gray (M) 51-½, Adams (C), Seay (K), Gentry (M), Nyumutei (C).

RELAYS—**MILE**—Kansas St. (Merrill, Prince, Roland, Lee) 3:19.1, Colorado, Missouri, Oklahoma, Nebraska.

64th Big Ten Championships

SCORING—Indiana 57, Mich. State 36, Illinois 36, Wisconsin 29, Michigan 22, Ohio State 19, Purdue 17, Minnesota 16½, Iowa 12, Northwestern 11½.

60—Burton (P) 5.9, Dill (MS), Edwards (N), Mughal (W), Ezzo (OS); **440**—Rowe (Mic) 47.6, Wallace (In), Eisenlauer (Io), Lewis (Min), Nance (MC); **600**—Cassleman (MS) 1:10.0, Smith (N), Cox (In), Moss (W), Gibsch (N); **880**—Kaemerer (Il) 1:51.0, Humes (Min), Much (P), Achgill (In), Kurtz (OS); **1000**—Byers (OS) 2:06.6, Heidenreich (In), Johnson (Mic), Fortney (MS), Beebe (Min); **MILE**—Durkin (Il) 4:02.7, Schumacher (W), Purves (Min), Mavis (MS), Wysong (In); **2-MILE**—Durkin (Il) 8:43.4, Mandera (In), Wysong (In), Fleming (W), Slater (W); **3-MILE**—Kowal (W) 13:43.7, Johnson (W), Jayes (In), Fee (Min), Bolster (Mic); **70-HH**—Hurd (MS) 8.2, Stapp (In), Jackson (In), Zolynsky (MS), Williams (W).

HJ—Adams (In) 6-11, Knoedel (Io), Stoimenoff (OS), Muschler (Il), Grzesiak (W); **LJ**—Ehizucena (Il) 25-2¼, Bolin (P), Upchurch (Min), Cobb (In), Ross (MS); **PV**—Green (OS) 16-4, Scott (W), Nielsen (Io), tie Bullick (Min) and Jarems (N); **SP**—Adams (Mic) 58-4¼, O'Dell (In), Baietto (Il), Lantry (Mic), Perreta (P); **TJ**—Ehizucena (Il) 51-8½, Hogan (In), Childers (P), Johnson (OS), Nipinak (Il).

RELAYS—**MILE**—Mich. State 3:11.7, Michigan, Indiana, Iowa, Wisconsin.

48th Central Collegiate Conference Championships

SCORING—Eastern Mich. 126½, Southern Ill. 96, Kansas 51, Notre Dame 48, Bowling Green 42, Western Mich. 39, Kent State 36, Drake 26½, Middle Tenn. 24, Air Force 22, Northern Ill. 19, Illinois St. 14, Toledo 12, Western Ill. 11, Central Mich. 9, Loyola 6, Kentucky St. 5, Wayne St. 2, DePaul 0.

60—Chapman (EM) 6.1, Holman (Dr), Woods (EM), Copeland (MT), Monroe (WM), Childless (WM); **300**—Monroe (SI) 31.0, Cherrier (KeS), Joseph (EM), Woods (EM), Harte (L), Abernathy (KyS); **440**—Krainik (NI) 48.2, Carmody (SI), Sutton (SI), Rollins (KyS), Soens (EM), Scavuzzo (Ka); **600**—Vinson (EM) 1:10.2, Erickson (SI), Wardzala (SI), Cromwell (Ka), Arnold (EM), Williams (F); **880**—Brown (WM) 1:57.1, Housley (ND), Vermilyea (BG), Dunton (BG), Lewis (Dr), Scott (NI); **1000**—Gahagan (ND) 2:12.3, Burns (CM), Preston (BG), Perkins (Dr), Hanrath (IS), Icenogle (IS); **MILE**—Danforth (BG) 4:09.9, Minty (EM), Housley (ND), Anderson (Ka), Ellis (NI), Reinhart (ND); **2-MILE**—Rodriguez (T) 9:00.0, Elis (EM), Burkhart (EM), McDonald (Ka), Yates (ND), Axt (WI); **3-MILE**—Goodman (EM) 14:02.8, Minty (EM), Craig (SI), Wheeler (WI), Richardson (WS), Hubbard (EM); **60-HH**—Jenkins (EM) 7.2, McIntosh (AF), Fegley (BG), Stover (IS), Gaines (WM), Parker (AF).

HJ—Smith (Ka) 6-11½, Francis (KeS), Rogers (WI), Butterfield (Ka), Murphy (Dr), Pettus (EM); **LJ**—Seay (Ka) 24-4¾, Brown (SI), Haynes (MT), Hancock (SI), Joseph (EM), Cannon (AF); **PV**—Porter (Ka) 16-1, DeWildt (WM), Hogan (ND), Wellman (EM), Taylor (EM), Wells (IS); **SP**—Pilkowski (ND) 55-4, Baldwin (AF), Carther (IS), Lintner (MT), Accambray (KeS), Frericks (ND); **35-LB** WT—Accambray (KeS) 70-10, Willis (KeS), Wetenhall (EM), Meyers (WM), Duncan (EM), McCauley (WM); **TJ**—Haynes (MT) 51-7, Robins (SI), Lorraway (SI), White (WM), Pensing (T), Selmer.

RELAYS—**MILE**—Southern Ill. (Erickson, Sutton, Carmody, Brown) 3:16.7, Eastern Mich., Northern Ill., Kansas, Air Force, Drake; **2-MILE**—Drake (Perkins, Weidman, Mendenhall, Lewis) 7:43.0, So. Ill., Western Mich., Loyola, Eastern Mich., Central Mich.

Greater Boston Championships

SCORING—Harvard 93, Northeastern 82, Boston Col. 43, Brandeis 24, Tufts 16, Boston U. 6, MIT 5.

50—Freeol (N) 5.5, Milton (N), Thomas (Br), Akinkuoto (BU), Horton (H); **440**—Leone (H) 50.7, Davenport (N), Wilkes (MIT), Rowe (H), Gill (N); **600**—Small (Br) 1:13.3, Peters (H), Buckley (H), Trovato (BC), Hintlian (T); **880**—Francis (BC) 1:53.4, Brown (H), Scribner (N), Rivera (Br), Springate (H); **1000**—Graham (N) 2:12.2, Okerman (H), Goggin (BC), Svenson (N), MacIntyre (BC); **MILE**—Buckley (N) 4:11.0, Francis (BC), Hickey (N), Becker (BC), Campbell (H); **2-MILE**—Moynihn (T) 8:55.5, Flanders (N), Bradford (Br), Rojas (H), Bissonette (N); **45-HH**—Tyler (BU) 5.7, Valentine (N), Sabia (N), Butler (H), Debosc (T).

HJ—Embree (H) 6-10, Quigley (N), Vanderpool-Wallace (H), Leppo (BC), McCullogh (H); **LJ**—Mahoney (BC) 22-11, Vanderpool-Wallace (H), Sharpe (H), Ebbetts (N), Hintlian (T); **PV**—Heckel (H) 15-0, Berg (H), Watson (N), Devane (BC), Hegland (MIT); **SP**—Roa (N) 52-6½, Dray (BC), McCafferty (H), Hughes (H), Queen (H); **35-LB** WT—Djerassi (N) 61-11, Hughes (H), Niemi (H), Dray (BC), Pearson (MIT); **TJ**—Vanderpool-Wallace (H) 47-1, Sharpe (H), Kayali (H), Mahoney (BC), Ebbetts (N).

RELAYS—**MILE**—Harvard (Buckley, Brown, Peters, Leone) 3:24.4, Brandeis, Northeastern, Boston Col., Tufts; **2-MILE**—Northeastern 7:53.9, Boston Col., Brandeis, Harvard; **DISTANCE MEDLEY**—Tufts 10:26.0, Northeastern, Brandeis, Harvard.

27th Heptagonal Championships

SCORING—Navy 79, Cornell 38, Pennsylvania 34, Harvard 31, Army 17½, Brown 9½, Columbia 9, Princeton 4, Dartmouth 2, Yale 0.

60—Owens (N) 6.3, tie Barron (Cor) and Meyer (B), Owens (A), Seitz (Pe); **600**—Stephan (N) 1:11.2, Leone (H), MacNeil (Cor), Escallier (B), Peters (H); **1000**—Bate-man (N) 2:10.5, Foynes (Col), Patterson (Cor), Fikes (Pe), Saddler (A); **MILE**—James Kramer (N) 4:09.0, Jeff Kramer (N), Fitzgibbon (Col), Anastasio (Cor), Cvrk (N); **2-MILE**—Gilmore (N) 8:56.4, Rojas (H), Collins (Cor), Rafferty (Pe), VanderKraats (Pr); **60-HH**—Collins (Pe) 7.4, Schwab (Pe), Madden (A), Cargile (Pr), Dellarocco (A).

HJ—Coppins (N) 6-10, Embree (H), Willis (N), Woody (D), Vanderpool-Wallace (H); **LJ**—Rasin (N) 23-4, Stachits (Pe), Vanderpool-Wallace (H), Sharpe (H), Collins (A); **PV**—Raab (Pe) 16-0, Zwingleberg (N), Mondschein (Pe), Caputo (A), Berg (H); **SP**—Hribar (N) 56-4¼, Doupe (Cor), Shields (Cor), McCafferty (H), Hutchinson (N); **35-LB** WT—Bregar (N) 65-2¼, Sample (A), Bartlett (B), Hughes (H), Niemi (H); **TJ**—Leonard (Cor) 51-1½, Vanderpool-Wallace (H), Rasin (N), Bellizeare (Pe), Granger (Cor).

RELAYS—**MILE**—Navy (Stefanik, Young, Brueckbauer, Stephan) 3:20.6, Cornell, Army, Harvard, Brown; **2-MILE**—Cornell (Boots, Patterson, Roach, Anastasio) 7:37.7, Pennsylvania, Navy, Columbia, Princeton.

53rd ICAAAA Championships

SCORING—Villanova 29, Seton Hall 28, Manhattan 28, Navy 22, Pennsylvania 16, Maryland 16, Cornell 12, Pittsburgh 11, Adelphi 11, William & Mary 10, Penn State

9, West Virginia 9, St. Joseph's 8, Harvard 7, Boston Col. 6, Fordham 6, Connecticut 5, Northeastern 5, Temple 5, Holy Cross 4, Columbia 4, Georgetown 4, Rhode Island 4, Princeton 3, C. W. Post 3, Army 2, American 1, St. John's 1, Brandeis 1, Catholic 1, E. Stroudsburg 1. Others: Kings Point, Syracuse.

60—Owens (Na) 6.3, Henderson (Ad), Seitz (Pe), Daley (SH), Hardware (Ad); 440—Joseph (SH) 47.7, Buggs (WV), Sands (PS), Daley (SH), Blake (WV); 600—Brook (SH) 1:11.4, Stephens (Na), Jackson (Pi), Ross (Ad), Hulme (Con); 880—Coghlan (V) 1:51.7, Green (SH), Bruce (Man), Clark (WM), Small (Br); 1000—Francis (BC) 2:08.3, Foynes (Col), Anastasio (Cor), McCafferty (Ar), Blackburn (Ca); MILE—Gegan (V) 4:00.6, Colon (Man), Centrowitz (Man), Collins (WM), Moscali (S)oh; 2-MILE—Hartnett (V) 8:33.2, Fikes (Pe), McCarey (V), Maguire (PS), Cohen (Am); 60-HH—Dobson (WM) 7.2, Burke (WV), Singleton (PS), Collins (Pe), Myatt (SH); MILE WALK (non-scoring)—Minkow (Sy) 7:36.9, Darkner (S)oh, Hungelman (KP), Loub (KP), Menendez (KP).

HJ—Lennex (S)os 11.1, Harme (T), Embree (Ha), Rom (HC), Willis (Na); LJ—Rea (Pi) 25-7, Vanderpool-Wallace (Ha), Goodman (Mar), Nathaniel (Man), Brown (SH); PV—Herdman (PM) 16-0, Jerrow (RI), Raab (Pe), Brannon (Na), Garber (Mar); SP—Doupe (Cor) 58-9%, Arciere (Ad), Hribar (Na), Rao (No), Brady (Man); 35-LB WT—Bregar (Na) 65-2, Bessette (Con), Djerassi (No), Morrison (HC), Jackson (PS); TJ—Bilmanis (Mar) 52-9, McBryde (Man), Leonard (Cor), Nathaniel (Man), Jenkins (ES).

RELAYS—MILE—Seton Hall (Cooper, Joseph, Daley, Brock) 3:13.3, Manhattan, C. W. Post, St. Joseph's, Georgetown; 2-MILE—Fordham (Nahon, Nowicki, Trammell, A. Trammell) 7:31.8, Manhattan, Princeton, Villanova, Temple; DISTANCE MEDLEY—Villanova (Kane, Eckmull, Bouma, Hartnett) 9:45.6, Pennsylvania, Georgetown, Pittsburgh, Manhattan.

Maine Intercollegiate Athletic Association

SCORING—Maine 59, Bates 46½, Bowdoin 38½, Colby 10, 45—Horne (M) 5.1, Soule (B), Frazar (M), Littlefield (Ba); 600—Wicks (Ba) 1:14.7, Van Peuren (M), Dunn (Bo), Richardson (Ba); 1000—tie Taylor (Ba) and Keeling (M) 2:21.4, tie Bierman (Ba) and Brust (Bo); MILE—LaFlamme (M) 4:21.5, Sanborn (Bo), Graf (Ba), Groothoff (C); 2-MILE—LaFlamme (M) 9:32.9, Radis (Ba), Warner (M), Merrill (Ba); 45-HH—Fiftal (C) 5.9, White (M), Getchell (Bo), Collette (M).

HJ—Bardaglio (Ba) 6-6, Leathe (M), Elwell (Bo), Irace (M); LJ—Wiebe (M) 21-7%, Morris (M), Hwa (Ba), Bruce (Ba); PV—Wells (Ba), 13-8½, Jordan (M), Peckham (C), Queeney (Ba); SP—Leavitt (Bo) 52-2, Cedrone (Ba), Waithe (Bo), Joly (M); 35-LB WT—Waithe (Bo), 54-6½, Cedrone (Ba), Hoyt (M), Carlson (Bo); TJ—McLean (Bo) 44-1½, Lammi (M), Harrison (M), Shute (M).

RELAYS—MILE—Bates (Littlefield, Coumbe, Egan, Wicks) 3:30.7, Maine, Bowdoin, Colby; 2-MILE—Bowdoin (Brust, Carey, Sanborn, Dunn) 8:08.5, Bates, Maine, Colby.

Mason-Dixon Conference

SCORING—Mt. St. Mary's 67½, Catholic 65½, Towson St. 37, Bridgewater 15, Roanoke 13, Umd. Baltimore 9.

60—Stebbins (M) 6.3, Musgrove (C), Stewart (B), Reuben (UMB), Hartman (B); 440—Musgrove (C) 49.4, Banks (M), Homan (C), Magill (UMB), Monroe (C); 880—Smith (C) 1:59.1, Jehle (C), Homan (C), Menschner (M), LaRocco (R); MILE—Robinson (C) 4:12.4, Warner (R), Blackburn (C), Johnson (T), Smith (C); 2-MILE—Warner (R) 9:10, Phillips (B), Dayhoff (C), Amoss (M), Draper (M); 60-HH—Stebbins (M) 7.6, Matthews (M), Fogarty (C), Lubas (M), Harris (T).

HJ—Ellis (T) 6-6½, Stebbins (M), Hoolko (M), Purpuri (M), Hoffman (T); LJ—Stebbins (M) 22-2½, Ellis (T), Swomley (M), Harris (T), Monroe (C); PV—Metzler (B) 13-6, tie Hill (M) and Wappel (C), Stebbins (M), Hoolko (M); SP—Maffey (C) 48-9¼, Serafin (T), O'Brien (T), Guy (R), Husion (T); TJ—Ellis (T) 45-1, Swomley (M), Hoolko (M), Stebbins (M), Hoffman (T).

RELAYS—MILE—Catholic (Ryan, Homan, Monroe, Musgrove) 3:27.3, Mt. St. Mary's, Umd. Baltimore, Towson St., Bridgewater; 2-MILE—Catholic (Burggraf, Robinson, Jehle, Smith) 8:01.0, Towson St., Mt. St. Mary's, Umd. Baltimore.

33rd Metropolitan Championships

SCORING—Manhattan 73, Seton Hall 41, Adelphi 26, Rutgers 21, St. John's 18, Fordham 15, Columbia 14, C.W. Post 7, Fair, Dickinson 4, CCNY 1, NYU 1, Iona 0.

60—Daley (SH) 6.2, Henderson (A), Hardware (A), Nathaniel (M), Stewart (A); 600—Brook (SH) 1:10.9, Davis (A), Thurton (M), Ross (A), Ancona (CWP); 1000—Foynes (Co) 2:08.4, Bruce (M), Greene (SH), Skeggs (SJ), Gordon (M); MILE—Colon (M) 4:05.8, Centrowitz (M), Fitzgibbon (C), Wall (M), Lammert (Co); 2-MILE—Keogh (M) 8:48.0, Squires (M), Sieben (R), Kelly (Jo), Heck (Co); 60-HH—Myatt (SH) 7.3, Sutphen (FD), Bunting (SH), Wallace (CWP), McEvoy (SH).

HJ—Howell (R) 6-10, Bell (SJ), Byron (M), O'Connell (M), Thompson (NYU); LJ—Nathaniel (M) 23-8½, Phelan (M), Brown (SH), Flippin (A), James (SH); PV—Huif (R) 15-9, Roche (R), Testa (SJ), Ewen (R), Stephens (SJ); SP—Brady (M) 56-1, Arciere (A), McDonald (Co), Post (CWP), Burke (M); 35-LB WT—Atkinson (Fo) 60-6, McCree (SJ), Desonier (CWP), Marrone (M), Magee (M); TJ—McBryde (M) 51-3½, Nathaniel (M), Phelan (M), Brown (SH), Grant (CCNY).

RELAYS—MILE—Seton Hall (Cooper, Tyson, Brock, Daley) 3:16.8, Adelphi, St. John's, Manhattan, C.W. Post; 2-MILE—Fordham (Bobet, Nahon, E. Trammell, Nowicki) 1:53.4, Seton Hall, St. John's, Adelphi, Manhattan.

Mid-American Conference Invitational

TEAMS—Ball State, Bowling Green, Central Mich., Eastern Mich., Northern Ill., Ohio U., Toledo, Western Mich.

60—Woods (EM) 6.3, Adams (CM), Fitzgerald (NI), Childress (WM), Johnson (BG), Storm (BG); 300—Krainik (NI) 31.0, Green (OU), Woods (EM), tie between Childress (WM) and Johnson (BG), Harsen (CM); 440—Gesell (NI) 49.5, Joseph (EM), Burger (WM), Fegley (BG), Larson (NI), Taylor (BG); 600—Brown (WM) 1:12.6, Luvert (NI), Zimmerman (BG), Wood (T), Aardema (NI), Anderson (BG); 880—Scott (NI) 1:54.2, Bengo (BS), Keswick (WM), Norman (WM), Baulls (EM), Doyle (NI); 1000—Vermilyea (BG) 2:10.9, Davie (BS), Preston (BG), Labotka (NI), McCune (NI), Combs (EM); MILE—Minty (EM) 4:10.6, Danforth (BG), Ellis (NI), Collins (BS), Hinz (CM), Burkhardt (EM); 2-MILE—Stintzi (WM) 9:01.8, Rodriguez (T), Hubbard (EM), Sauer (BG), Dunfee (OU), Crosley (BS); 3-MILE—Ellis (EM) 13:49.8, Kincaid (EM), Shoemaker (BS), Schwartz (T), Boyd (WM), LoBianco (WM); 60-HH—Gaines (WM) 7.3, Jenkins (EM), Greene (OU), Fegley (BG), Cornwell (WM), Baker (WM).

HJ—Pettus (EM) 6-8, Gills (NI), Weber (BG), Koch (NI), Borsos (WM), Brown (T); LJ—Joseph (EM) 23-7½, Miles (WM), Mimms (OU), Pettus (EM), Larson (NI), Crapo (CM); PV—Anderson (WM) 15-7, Wellman (EM), Cronacher (OU), tie Hochuli (OU) and Williams (WM), Taylor (EM); SP—Long (OU) 53-9½, McIntosh (OU), Duncan (EM), Meyer (MW), Kerrigan (BS), Schomer (WM); 35-LB WT—Meyer (WM) 52-8½, Wetenhall (EM), McCauley (WM), Duncan (EM), Sting (CM), Ackerman (OU); TJ—White (WM) 48-5½, Mimms (OU), Nesbitt (CM), Pensinger (T), Klein (CM), Howett (BG).

RELAYS—MILE—Northern Ill. (Luvert, Larson, Krainik, Gesell) 3:17.6, Eastern Mich., Western Mich., Ohio U., Ball State, Central Mich.; 2-MILE—Central Mich. (Brandenberg, Newton, Hicks, Hinz) 7:54.3, Eastern Mich.; DISTANCE MEDLEY—Eastern Mich. (Arnold, Travis, Goodman, Deren) 10:12.4, Bowling Green, Western Mich.

Missouri Intercollegiate Athletic Association

SCORING—NE Missouri 67½, Lincoln 58½, Central Mo. 41, SW Missouri 38, SE Missouri 34½, NW Missouri 12½, Umo. Rolla 5.

60—Williams (L) 6.2, Hornsby (SE), tie Brown (L) and Jones (NE), Murrell (C); 300—Jones (NE) 30.7, Luxton (SW), Gonzales (NE), Brown (L), tie Hornsby (SE) and Warner (NW); 440—Jones (NE) 48.4, Walker (L), Gonzales (NE), Thornbury (SW), Johnson (C); 600—Lyles (L) 1:12.6, Newton (SE), Cleveland (C), Wellerding (NW), Thomas (L); 880—Wellerding (NW) 1:56.8, White (SE), Keal (SW), Dunlap (L), Franklin (NE); 1000—Wehmeyer (C) 2:16.8, Smith (SE), Henderson (SW), Ault (SW), Harmon (NE); MILE—Lipper (NE) 4:18.0, Harmon (NE), Partee (SW), Kauffman (SE), Kimble (NW); 2-MILE—Norton (SW) 9:10.0, Prasuhn (SW), Lipper (NE), Gray (C), Crum (C); 60-HH—Larry (L) 7.2, Williams (L), Milkenbauer (SE), Belle (SE), Goff (C).

HJ—Littrell (NE) 6-8, Brownfield (C), Pirsch (SE), Inge (NE), Checks (L); LJ—Williams (L) 23-3¼, Haynes (NE), Pickens (C), Musser (NW), Sims (SW); PV—Hewitt (C) 14-6, Fraser (NE), King (L), Stock (SW), Neal (SE); SP—Tabor (SW) 53-2, French (L), Nicolini (C), Hayes (NE), Eskew (C); TJ—Haynes (NE) 46-2, Smith (R), Mason (SE), Sylvester (L), Pickens (C).

RELAYS—MILE—Lincoln (Cooper, Walker, Lyles, Logan) 3:17.4, NE Missouri, SE Missouri, Central Mo., NW Missouri; 2-MILE—Central Mo. (Wehmeyer, Wilcox, Young, Coleman) 7:50.2, NE Missouri, Lincoln, SW Missouri, Umo. Rolla.

Missouri Valley Conference

SCORING—Drake 87, North Texas St. 61, Wichita St. 56, West Texas St. 40, Bradley 10, Louisville 2.

50—Holman (D) 5.4, Carter (N), Freeman (N), Murphy (D), Benning (Wi); 300—Holman (D) 32.4, Murphy (D), Barnes (D), Butler (N), Lucas (Wi); 440—Holman (D) 51.0, Cady (D), Ray (Wi), Morris (Wi), Todd (D); 600—Curry (N) 1:14.8, Parker (Wi),

Carlson (D), Batzer (B), Tyler (D); **880**—Mendenhall (D) 1:58.1, Lewis (D), Davis (Wi), Karila (WT), Aitken (Wi); **1000**—Smisor (Wi) 2:15.0, Perkins (D), Weidman (D), Glenn (Wi), French (N); **MILE**—Smith (Wi) 4:16.7, Davis (Wi), Christensen (Wi), Everett (N), Lewis (D); **2-MILE**—Lee (Wi) 9:14.8, Smith (Wi), Dooley (D), Jindra (N), Pettigrew (N); **50-H**—Brown (WT) 5.9, Six (D), Franklin (D), Jubert (NT), Penn (WT); **50-HH**—Brown (WT) 6.1, Jubert (N), Six (D), Penn (WT), Malveaux (N).
HJ—Van Auken (D) 6-6, Ferguson (B), Penn (WT), Terry (Wi), Murphy (D); **LJ**—Cady (D) 23-6/8, Potter (B), Gilford (N), Jackson (N), Fuller (WT); **PV**—Walker (WT) 15-0, Foster (N), Kramer (D), Grandon (Wi), Swonke (N); **SP**—Briggs (WT) 54-10, Lemmons (N), Haddad (WT), Self (WT), Podrebarac (Wi); **TJ**—Brown (N) 49-1 1/4, Bowers (N), Gilford (N), Murphy (D), Dunn (Wi).
RELAYS—**MILE**—North Texas St. (Wilkinson, Butler, McDonald, Curry) 3:25.1, Wichita St., Drake, West Texas St., Louisville.

New Jersey Championships

SCORING—Princeton 73, Seton Hall 70, Rutgers 44, Trenton St. 14, Rider 9, Fair Dickinson 7, St. Peter's 3, Monmouth 2, Glassboro St. 1. Others: Montclair St., Wm. Paterson.

60—Webb (SH) 6.4, Treadwell (SH), Pruden (P), Wilk (P), Cooper (SH); **600**—Brock (SH) 1:11.9, Waye (P), Masback (P), Mustachio (SH), Hyndman (P); **1000**—Greene (SH) 2:13.9, Weicksel (P), Hedrick (P), Solomon (SH), Mervine (SH); **MILE**—Sieben (Ru) 4:12.2, Rubert (P), Hatcher (SH), Strockbine (SH), Elliot (P); **2-MILE**—VanderKraats (P) 9:06.9, Bunnell (P), Roach (Ru), Skislak (Monm), Konarkowski (Mont); **60-HH**—Sutphin (FD) 7.4, Myatt (SH), McEvoy (SH), Cargile (P), Bunting (SH).
HJ—Edwards (Ri) 6-8, Howell (Ru), Davis (T), James (P), Hunt (R); **LJ**—Brown (SH) 23- 1/2, James (SH), Cestero (SH), Savage (Ri), Effler (WP); **PV**—Huff (Ru) 14-6, Ewen (Ru), Waltz (P), Williges (P), Carabasi (P); **SP**—Ondrejcek (T) 53-4, Yorke (P), Deluise (T), Martins (Mont), Composto (Mont); **35-LB WT**—Steier (Ru) 48-11 1/2, Hunter (P), Campbell (P), Gallup (Ru), Golden (Ru); **TJ**—Brown (SH) 47-2 3/4, Fink (P), Bates (P), Hardison (Ru), Howell (Ru).

RELAYS—**MILE**—Seton Hall (Joseph, Cooper, Tyson, Brock) 3:18.9, Princeton, St. Peter's, Rutgers, Fair Dickinson; **2-MILE**—Princeton (Hedrick, Elliot, Weicksel, Masback) 7:44.4, Rutgers, Trenton St., Rider.

North Central Conference

SCORING—South Dakota St. 71, Northern Iowa 62, Mankato St. 54, North Dakota St. 48, North Dakota 10, South Dakota 6, Augustana 5, Morningside 0.
60—Kelly (SDS) 6.4, Shook (NDS), Mott (NI), Uhlich (NDS), Lowe (ND); **300**—Kelly (SDS) 31.5, Stroup (ND), Mott (NI), Lowe (ND), Krause (NDS); **440**—Larson (SDS) 49.4, Roloff (NI), Kiley (SDS), Dorsett (Ma), DeSerano (NI); **600**—Landwehr (Ma) 1:11.9, Roloff (NI), Larson (SDS), Anderson (NDS), Orthmeyer (ND); **880**—Schultz (NI) 1:54.1, Kampa (NDS), MacTaggart (NI), Bell (A), Hemm (NDS); **1000**—Schultz (NI) 2:10.7, Axtman (NDS), Stewart (SDS), Steiner (Ma), Kittleson (Ma); **MILE**—Bentley (SDS) 4:07.0, Kampa (NDS), Twedt (NI), Eide (NDS), Wold (SDS); **2-MILE**—Bentley (SDS) 9:00.5, Twedt (NI), Raddatz (NDS), Landwehr (Ma), LaVelle (SDS); **60-HH**—Noltensmeier (NI) 7.1, Smith (SDS), Raddatz (NDS), Butler (SD), Landwehr (Ma).
HJ—Olson (Ma) 7-1 1/2, Schacherer (Ma), Kromminga (SDS), Bennett (NDS), Kinnunen (Ma); **LJ**—Pratt (Ma) 23- 3/4, Marchus (NDS), Garland (A), Chardonlais (NI), Anderson (NDS); **PV**—Johnson (NDS) 15-3, Schmidt (NI), Petersen (Ch), Nichols (Ma), Ehrichs (SDS); **SP**—Meyer (SDS) 50-3/4, Walczak (Ma), Somsen (SDS), Kortemeyer (SDS), Fritz (Ma); **TJ**—Pratt (Ma) 45-4 1/4, Olson (Ma), Goede (SD), Little (NI), Hugh (NI).
RELAYS—**MILE**—South Dakota St. (Madland, Roby, Larson, Kelly) 3:22.9, Northern Iowa, Mankato St., North Dakota, South Dakota.

Northern Intercollegiate Conference

SCORING—Moorhead St. 113, St. Cloud State 63 1/2, Winona St. 38 1/6, Bemidji St. 21 1/2, SW Minnesota 4.
60—Kimbrough (SC) 6.5, Kanne (MS), Alschlager (W), Leister (B), Streachek (SC); **300**—Aschman (MS) 34.0, Marsh (MS), Gravalin (MS), Wilson (SW), Lapham (SC); **600**—D. Woodbury (MS) 1:13.8, Aschman (MS), Neidig (W), Osborne (MS), Grelson (SC); **1000**—Tiemann (MS) 2:17.0, L. Woodbury (MS), Berscheid (MS), Dirkes (SC), Herold (SC); **MILE**—Tiemann (MS) 4:15.7, Anderson (B), Brevington (W), M. Johnson (SC), Dirkes (SC); **2-MILE**—P. Nelson (SC) 9:47.2, M. Nelson (SC), Francis (MS), Erier (SC), Anderson (B); **60-H**—Jappe (MS) 7.2, Michels (MS), Johnson (MS), Geraets (B), Vierzba (SC); **60-LH**—Jappe (MS) 7.5, Kimbrough (SC), Johnson (MS), Michels (MS), Geraets (B).

HJ—Kimbrough (SC) 6-2, Smith (W), Manion (W), Anderson (W), Propeck (SC); **LJ**—Musch (MS) 21-9, Scarbrough (MS), Schiesser (W), Kimbrough (SC), Manion (W); **TJ**—Scarbrough (MS) 44-6, Musch, Propeck (SC), Geraets (B), Manion (W); **PV**—Marzinski (SC) 13-6, Laursen (SC), Wanna (MS), Hanson (SC), Schiesser (W); **SP**—Deets (W) 47-6 1/2, Clark (W), Rasch (B), Wohlsdorf (MS), Fritsche (MS).

RELAYS—**SPRINT**—Moorhead St. (Marsh, Kanne, Anderson, Gravalin) 1:16.3, St. Cloud, tie Bemidji St. and Winona St., SW Minnesota; **MILE**—Moorhead St. (Marsh, Aschman, Anderson, D. Woodbury) 3:30.8, St. Cloud, Bemidji, Winona, SW Minn.

24th Ohio Athletic Conference Championships

SCORING—Mount Union 129, Baldwin-Wallace 116 1/4, Denison 93, Otterbein 43, Ohio Wesleyan 27 1/2, Wittenberg 26, Marietta 18, Oberlin 15 1/4, Kenyon 11, Heidelberg 5, Ohio Northern 4 1/4, Muskingum 3, Wooster 3, Capital 1.

50—Mintz (BW) 5.5, D. Paul (Ot), tie G. Paul (Ot) and Snodgrass (MU), Alguire (MU), Bonner (Ob); **300**—Mintz (BW) 32.5, Stone (D), Frederick (BW), Price (D), Roper (H); **440**—Larsuel (MU) 51.3, Freund (MU), Radigan (BW), Thompson (D), Di-Marzio (BW), Roper (H); **600**—Bates (D) 1:15.8, Everett (BW), Gsell (OW), Ludwig (MU), O'Brien (OW), Merten (Wo); **880**—Tonks (BW) 2:00.8, Ciszewski (HU), Walker (K), Coda (D), Alexander (BW), Babson (BW); **1000**—Book (OW) 2:18.0, Dittoe (Ot), Bolster (D), Gold (BW), Doucett (K), Kempe (MU); **MILE**—Barnum (Ma) 4:23.8, Ansberry (MU), Eaton (MU), Coy (BW), Day (Wo), Kempe (MU); **2-MILE**—Smith (Ot) 9:20.8, Volk (BW), Lintz (Ot), Chlasta (MU), Sassa (MU), Folsom (C); **50-HH**—Reid (Wi) 6.5, Retherford (Ot), Jessup (BW), Heun (BW), Dannemann (Mu), Vadini (BW).

HJ—Smolak (MU) 6-6, Mulligan (D), tie among Leifer (OW), Pearson (ON), Hanabaum (BW) and Knudson (Ob); **LJ**—Heard (BW) 22-1, Larsuel (HU), Snodgrass (MU), Colley (D), Nalle (H), Thompson (D); **PV**—Koch (D) 14-6, Cron (Ma), Smith (MU), Neiheiser (Wi), Blackwell (BW), DeWeese (ON); **SP**—Beckman (MU) 48-5, Mercer (MU), Ridgeway (Wi), Stewart (BW), Booth (MU), Tillotson (BW); **TJ**—Thompson (D) 45-2 3/4, Colley (D), Hunt (Wi), Fruit (OW), Griffith (MU), Knudson (Ob).

RELAYS—**8-LAP**—Denison (Thompson, Stone, Price, Colley) 2:08.9, Mt. Union, Baldwin-Wallace, Otterbein, Ohio Wesleyan, Kenyon; **MILE**—Mt. Union (Snodgrass, Ludwig, Williams, Larsuel) 3:30.6, Baldwin-Wallace, Denison, Otterbein, Kenyon.

18th Southeastern Conference Championships

SCORING—Tennessee 69, Alabama 45, Florida 43, LSU 24, Georgia 20, Miss. State 19, Auburn 16, Kentucky 4.

60—Whately (Al) 6.0, Outlin (Au), Jones (T), Young (T), Jankins (F); **440**—Coings (F) 48.6, White (MS), James (T), Rochee (C), Botley (LSU); **600**—Bond (T) 1:09.7, Alexander (F), Cornelius (MS), Kremer (G), Brown (F); **880**—Garrison (T) 1:53.2, Thomas (T), Gauschino (T), Davis (G), Johnson (MS); **1000**—Smith (LSU) 2:10.1, Anderson (T), Gomez (F), Nicholson (K), Mather (Al); **MILE**—Ogles (Au) 4:07.7, Betts (F), Bolt (Al), Brown (T), Addison (T); **2-MILE**—Brown (T) 8:41.4, Betts (F), Addison (T), DePieza (F), McKennan (Au); **60-HH**—Shipp (LSU) 7-1, Misher (LSU), Smith (F), Carson (Au), Orum (Al).

HJ—West (T) 6-10, Branch (T), Ott (F), Hobson (Al), Barrineau (G); **LJ**—Robinson (Al) 25-3, Orum (Al), Radcliff (T), Tucker (G), Grant (Al); **PV**—Freeman (F) 16-4, Hamilton (Al), Hicks (Al), Glackman (Al), Gant (MS); **SP**—Stock (T) 58-10 1/4, Gerasimchuk (Al), Griffin (G), Nespoli (MS), England (Al); **TJ**—Porbeni (MS) 52-8, Orum (Al), Wooden (Au), Robinson (Al), Williamson (G).

RELAYS—**MILE**—Florida (Rambo, Alexander, Brown, Goings) 3:15.6, LSU, Georgia, Miss. State, Tennessee; **2-MILE**—Tennessee (Houchin, Anderson, Gauschino, Garrison) 7:38.4, Georgia, LSU, Kentucky, Alabama.

Southern Conference

SCORING—William & Mary 90, Furman 74, East Carolina 52, Richmond 32, Appalachian St. 12, VMI 7, Citadel 4, Davidson 0.

60—Edwards (R) 6.3, Dobson (WM), Huntley (EC), Johnson (EC), Helmandollar (WM); **440**—Middleton (F) 50.5, Macheras (R), Johnson (EC), Lovelace (EC), Huntley (EC); **600**—Anderson (F) 1:13.2, Stortz (WM), Lisane (EC), Kelsey (F), Zeiger (F); **880**—Collins (WM) 1:54.8, Jezek (F), Del Rio (F), Courtney (WM), O'Connor (VMI); **1000**—Clark (WM) 2:11.8, Barker (F), Brown (F), Koss (F), Graham (WM); **MILE**—Collins (WM) 4:11.6, Klas (EC), Koss (F), Clark (A), Moore (WM); **2-MILE**—Louv (WM) 8:55.5, Rasch (F), Rigby (EC), Cushman (F), Tulou (WM); **60-HH**—Detwiler (R) 7.4, Dobson (WM), Phillips (EC), Linkenauger (F), McRee (EC).

HJ—Irving (WM) 6-8, Dowdy (EC), Hegyi (WM), Quick (EC), McCrimman (EC); **LJ**—Williams (R) 23-1 1/2, Malone (EC), Jones (WM), Harvey (EC), Jacobs (R); **PV**—McCall (F) 15-0, Hammond (WM), Miller (EC), Samila (WM), Tuckel (R); **SP**—Watson

(EC) 52-1¼, George (WM), Peacock (EC), Fox (C), Lebel (C); TJ—Smith (F) 47-8¾, Irving (WM), Jones (WM), Taylor (R), Malone (EC); 35-LB WT—Uley (F) 45-9½, Rhodes (A), George (WM), Barnett (R), Watson (EC).
RELAYS—MILE—Furman (Kelsey, Zeger, Anderson, Middleton) 3:23.9, William & Mary, VMI, Richmond, Appalachian St.; **2-MILE—William & Mary** (Courtney, Graham, Collins, Clark) 7:42.1, Furman, VMI, Appalachian St.

Virginia College Athletic Association

SCORING—Hampton Inst. 52, Lynchburg 40, Madison 37, Virginia St. 29, Bridgewater 28, Roanoke 27, Washington & Lee 10, Christopher Newport 1.

60—Stewart (B) 6.2, Richardson (H), Glaspy (H), Judson (VS), Barnett (L); **600—tie** Hurley (L) and Sanders (H) 1:17.4, Lawson (WL), Yarborough (VS), Donaldson (M); **880—Wilson** (VS) 2:02.0, Good (M), Vigelous (R), Thompson (WL), Jackson (CN); **MILE—Warner** (R) 4:20.1, Phillips (B), McDonald (M), Wazell (R), Jean (M); **2-MILE—Warner** (R) 9:21.2, Phillips (B), McDonald (M), Veazey (L), Smith (B); **60-LH—Richardson** (H) 7.1, Napier (L), Gingell (L), Metzler (B), Decot (L); **60-HH—Richardson** (H) 7.4, Brown (VS), Jackson (H), Napier (L), Macon (H).

HJ—Brewer (L) 6-3, Decot (L), Bland (M), Davis (M), Perry (WL); **LJ—Richardson** (H) 21-3¼, Crew (VS), Yarborough (VS), Bland (M), Barnett (L); **PV—Metzler** (B) 13-0, Sable (R), Jones (B), Olstad (L), Arnette (B); **SP—Guy** (R) 43-7, Sales (VS), Brenthinger (M), Evans (H), Stevenson (M); **35-LB WT—Decot** (L) 37-7, Senger (M), Evans (H), Sales (VS), Stevenson (M); **TJ—Richardson** (H) 43-9½, Davis (M), Bland (M), Burwell (VS), Simmons (H).

RELAYS—MILE—Hampton 3:29.5, Wash. & Lee, Lynchburg, Madison, Bridgewater.

Western Athletic Conference

SCORING—UTex. El Paso 107, Brigham Young 106, New Mexico 101½, Colorado St. 76, Arizona 66, Wyoming 28½, Utah 11.

60—Garpenborg (UTEPA) 6.0, Odum (U), Henderson (NM), Brown (A), Gilbreath (A), Walker (CS) 440—Solomon (NM) 48.3, Connolly (BY), Skinner (NM), Lawson (A), Reid (UTEPA), Glover (NM); **600—Solomon** (NM) 1:09.6, Henry (NM), Perry (CS), Skinner (NM), Lewis (A), Ginther (CS); **880—Cummings** (BY) 1:53.8, Maiyo (W), Muenne (UTEPA), Bradford (A), Morton (CS), Arriola (A); **1000—Cummings** (BY) 2:09.6, Maiyo (W), Walton (UTEPA), Tubb (A), Sigley (CS), Naylor (U); **MILE—Waigwa** (UTEPA) 4:12.1, Babiracki (BY), Steele (CS), Allison (NM), Duhaime (CS), Johnson (BY); **2-MILE—Groarke** (CS) 8:48.9, Mendoza (A), Wallace (UTEPA), Lohman (CS), Brown (UTEPA), Duhme (CS); **60-HH—Godfrey** (CS) 7.5, Senesac (BY), Ginther (CS), Bonham (W), Powers (NM), Nance (NM).

HJ—Lisby (CS) 7-0, Alarotu (BY), Joseph (A), Johnson (BY), tie James (NM) and Orange (W); **LJ—Asare** (UTEPA) 24-6¾, Nance (NM), Kent (NM), Joseph (A), Black (W), Harris (UTEPA); **PV—Jernberg** (NM) 16-4, Yates (BY), Jesse (UTEPA), tie Blaylock (BY) and White (A), Cunningham (CS); **SP—Hoglund** (UTEPA) 65-6, Arrhenius (BY), Gardenkranz (BY), Withrow (NM), Pihl (A), Anderson (W); **TJ—Langeland** (BY) 51-9½, Hayes (A), Asare (UTEPA), Harris (UTEPA), Tubb (A), Erickson (W).

RELAYS—MILE—New Mexico (James, Henry, Skinner, Solomon) 3:14.7, UTex. El Paso, Arizona, Brigham Young, Wyoming, Utah; **2-MILE—UTex.** El Paso (Barbray, Pearson, Zuniga, Munene) 7:43.0, New Mexico, Colorado St., Brigham Young, Arizona, Wyoming; **DISTANCE MEDLEY—UTex.** El Paso (Kemp, Martinez, Brown, Waigwa) 9:54.4, Colorado St., Brigham Young, Arizona, New Mexico, Utah.

Yankee Conference

SCORING—Connecticut 81½, Massachusetts 69, Vermont 19, Maine 18½, Boston U. 15, Rhode Island 12, New Hampshire 7.

50—Akinkuotu (BU) 5.5, Horne (Me), Ciminello (C), Looker (V), Allen (C); **600—Hulme** (C) 1:11.2, King (C), Littlefield (Ma), tie Van Peursen (Me) and Basselle (C); **1000—Maloney** (Ma) 2:14.25, Croft (Ma), Steigert (C), Brough (C), Hunt (Ma); **MILE—Gartolotti** (C) 4:15.3, Gillin (Ma), Bryon (Ma), Hague (RI), LaFlamme (Me); **2-MILE—Thomas** (Ma), 9:09.2, McGrail (Ma), Wilson (Ma), McGuire (Ma), Berry (M); **50-HH—Tyler** (BU) 6.25, Webster (C), Queen (BU), Hennessy (Ma), Walker (C).

HJ—Bigelow (C) 6-8, Leath (Me), Reeves (V), Lindgren (V), Lynch (V); **LJ—Geraghty** (Ma) 21-10, K. Adamson (Ma), Thompson (C), Looker (V), Wiebe (Ma); **PV—MacCracken** (RI) 15-0, Rich (NH), Acosta (C), Jerrow (RI), Reily (C); **SP—Lowe** (C) 52-11½, White (C), Mouratidis (C), Bilsza (V), Herman (Ma); **35-LB WT—Bessette** (C) 61-10, Bilsza (V), Novak (C), Szrom (RI), Valvo (C); **TJ—Bigelow** (C) 47-9½, Geraghty (Ma), K. Adamson (Ma), Rayn (Ma), B. Adamson (Ma).

RELAYS—MILE—Connecticut 3:22.7, Massachusetts, Maine, Vermont; **2-MILE—Massachusetts** 7:34.3, Maine, New Hampshire, Connecticut.

1973 Cross Country Championships

35th National Collegiate Championships

Spokane, Wash., Nov. 19, 1973

(First 25 Finishers)

1973 CROSS COUNTRY ALL-AMERICA TEAM		
Pos.	Name, Team	Time
1	Fontaineau, Oregon	28:14.8
2	Rose, Western Ky.	28:20.0
3	Minty, Eastern Ky.	28:22.0
4	Cusack, East Tenn. St.	28:28.0
5	Waigwa, UTex. El Paso	28:32.6
6	Mandera, Indiana	28:38.8
7	Brown, Tennessee	28:40.4
8	Bentley, S. Dakota St.	28:44.0
9	Ngenou, Wash. State	28:45.6
10	Virgin, Illinois	28:47.8
11	Castaneda, Colorado	28:55.0
12	Ridler, Western Ky.	28:56.8
13	Brown, UTex. El Paso	28:58.2
14	Leddy, East Tenn. St.	28:59.4
15	Mendoza, Arizona	28:59.6
16	Murphy, Wash. State	28:59.8
17	Eden, Duke	29:05.4
18	Durkin, Illinois	29:06.2
19	Lou, Wm. & Mary	29:07.2
20	Peterson, Colorado	29:08.2
21	Bannon, Memphis St.	29:10.0
22	Williams, Oregon	29:12.4
23	Maguire, Penn State	29:13.6
24	Torres, Murray St.	29:15.2
25	Hayes, Indiana	29:16.2

Pos.	Name, Team	Time
26	Koster, Air Force	29:17.6
27	Halberstadt, Okla. State	29:17.8
28	Addison, Tennessee	29:20.0
29	Centrowitz, Manhattan	29:23.4
30	Taylor, Oregon	29:24.0
31	Speirs, Rutgers	29:24.6
32	Macdonald, Bowling Green	29:25.6
33	James, Oregon	29:26.5
34	Waldrop, North Carolina	29:32.2
35	Griffin, Colorado	29:34.6
36	Pearson, UTex. El Paso	29:35.4
37	Rukanshagiza, Siena	29:36.0
38	Buckley, Northeastern	29:37.2
39	Collins, William & Mary	29:37.5
40	Sandoval, Stanford	29:38.4
41	Squires, Manhattan	29:39.6
42	Groarke, Colorado St.	29:40.4
43	Schumaker, Wisconsin	29:41.0
44	Flanders, Northeastern	29:42.0
45	Kowal, Wisconsin	29:42.4
46	Jones, Idaho St.	29:43.2
47	Stintzi, Western Mich.	29:43.2
48	Wells, Rice	29:43.4
49	Amaya, Oregon St.	29:43.6
50	Barger, Oregon	29:44.8
51	Cumming, Okla. State	29:45.4
52	Anderson, Washington	29:45.4
53	Manke, Okla. State	29:46.8
54	Burkhart, Eastern Mich.	29:47.2
55	Sieben, Rutgers	29:47.4
56	Rakoczy, Okla. State	29:48.0
57	Schwegel, N. D. State	29:48.4
58	Walker, Boise St.	29:49.4
59	Fee, Minnesota	29:49.8
60	Craig, Southern Ill.	29:51.0
61	Wysong, Indiana	29:52.4
62	Tolleson, Washington	29:54.0
63	Anderson, Kansas	29:54.6
64	Davis, Wichita St.	29:55.0
65	Neeves, Virginia Tech	29:55.6
66	Capwell, Idaho St.	29:55.6
67	Rincon, Maryland	29:55.6
68	Cohen, American	29:55.8
69	Clark, Wash. State	29:57.4
70	Dugan, Syracuse	29:57.8
71	Malley, Penn State	29:58.6
72	Greenplate, Wm. & Mary	29:59.6
73	Harper, Wash. State	30:00.4
74	Cook, William & Mary	30:01.2
75	Thomas, Massachusetts	30:01.6
76	Brown, Alabama	30:02.8
77	Zungatt, Oregon	30:04.4
78	Danna, UTex. El Paso	30:05.4
79	Young, L. A. State	30:06.0
80	Rodriguez, Toledo	30:07.4
81	Sharder, Albany St., NY	30:07.6
82	Buell, Kentucky	30:08.0
83	Tekach, Utah	30:09.2
84	Stender, Toledo	30:11.4
85	Munro, Western Ky.	30:11.6
86	Mull, Georgetown	30:14.4
87	Jackson, Oregon St.	30:14.8
88	Hubbard, Eastern Mich.	30:15.0
89	Koehn, Wichita St.	30:15.2
90	Bonnell, Boise St.	30:15.8

Course—6 miles.

Weather—cloudy, 46 degrees.

SCORING—Oregon 89, UTex. El Paso 157, Wash. State 166, William & Mary 174, Okla. State 194, Colorado 217, Western Ky. 217, East Tenn. St. 246, Wisconsin 250, Penn State 252, Indiana 255, Eastern Mich. 277, Tennessee 286, Oregon St. 305, Massachusetts 326, Alabama 352, Boise St. 354, Wichita St. 362, Minnesota 381, Weber St. 509, McNeese St. 518, Fresno St. 584.

16th National Division II Championships

Wheaton, Ill., Nov. 10, 1973

Pos.	Name, Team	Time	16 Griffin, Akron	24:39
1	Bentley, So. Dakota St.	23:49	17 Lancaster, Eastern Ill.	24:41
2	Duggan, Springfield	24:09	18 Buzby, N. D. State	24:43
3	Rukansbagiza, Siena	24:10	19 Biedrzycki, C. W. Post	24:44
4	Schwegel, N. D. State	24:15	20 Larson, Eastern Ill.	24:45
5	Wold, So. Dakota St.	24:17	21 Sheehan, UC Davis	24:46
6	Steiner, Mankato St.	24:26	22 Twedt, Northern Iowa	24:47
7	Kampa, N. D. State	24:27	23 Shuman, Chico St.	24:50
8	Furey, Sacramento St.	24:29	24 Wheeler, Western Ill.	24:51
9	Granillo, Northridge St.	24:30	25 Peters, Northern Iowa	24:53
10	Moller, Rochester	24:31	26 Martinez, UC Davis	24:54
11	Norton, SW Missouri	24:31	27 Burke, Eastern Ill.	24:54
12	Mencin, Colo. Western	24:32	28 Ault, SW Missouri	24:55
13	Garver, SW Missouri	24:32	29 Gavin, Eastern Ill.	24:56
14	Saunders, UI Chicago	24:34	30 Stewart, So. Dakota St.	24:57
15	White, Fullerton St.	24:36	31 Axt, Western Ill.	24:59

SCORING—So. Dakota St. 88, SW Missouri 93, Eastern Ill. 99, N. D. State 102, Western Ill. 161, Chico St. 180, Northridge St. 205, Northern Iowa 266, Akron 272, Central Mo. 274, St. Cloud 310, Mankato St. 311, SE Missouri 360, NW Missouri 380, C. W. Post 382, Wayne St. 407, SE Louisiana 450, SI Edwardsville 451, South Dakota 511, Western Caro. 541, Valparaiso 589, Roanoke 637, King's 641, Augustana (S.D.) 688, Kentucky St. 688, Stony Brook 719.

1st National Division III Championships

Wheaton, Ill., Nov. 10, 1973

Pos.	Name, Team	Time	16 Bowser, Case Western	25:08
1	Foster, Ashland	24:27	17 Smith, Oberlin	25:09
2	Behnke, North Central	24:35	18 O'Donoghue, Montclair St.	25:09
3	Shrader, Albany St.	24:38	19 O'Connor, Augustana	25:10
4	Verdoliva, Oswego St.	24:41	20 Hogue, Ashland	25:10
5	Suarez, Oswego St.	24:44	21 McQuon, Ashland	25:11
6	Karthauser, Neb. Wesleyan	24:47	22 Lyndgaard, St. John's	25:12
7	Muus, St. Olaf	24:53	23 Gutjahr, Ashland	25:13
8	O'Connell, Wabash	24:58	24 Eaton, Mount Union	25:13
9	Barnum, Marietta	24:59	25 Harper, Sewanee	25:14
10	Teague, Hamline	25:00	26 Barrett, North Central	25:14
11	Welsh, Ashland	25:02	27 Phillips, Bridgewater	25:22
12	Murray, Luther	25:03	28 Doop, Hamline	25:27
13	Whitseite, Augustana	25:04	29 Mitchel, North Central	25:28
14	Bradley, Millersville	25:05	30 Long, Baldwin-Wall.	25:28
15	Tanchon, Case Western	25:07	31 Hunt, Hamline	25:31

SCORING—Ashland 66, Albany St. (N.Y.) 172, North Central 172, Hamline 200, St. John's 217, Augustana (Ill.) 226, Millersville 230, Luther 238, Mount Union 242, St. Olaf 251, Carleton 256, Case Western 311, Baldwin-Wall. 357, Oswego St. 380, Hope 428, Wooster 438, Neb. Wesleyan 439, Wabash 498, Grove City 506, Fredonia St. 526, Wheaton 531, Kalamazoo 580, Lowell Tech 592, Macalester 607, North Park 645, Alma 659, DePauw 688, Allegheny 679, Central 817, Adrian 819, Chicago 833, Grinnell 868, Olivet 1035.

12th USTFF National Championships

Course—6 miles, San Diego, Cal.

SCORING—Santa Monica TC 65, Nevada TC 113, San Diego TC Orange 125, Colorado 125, Beverly Hills Striders 132, L. A. Valley 170, West Valley TC 193, Sun Devil TC 195, SDTC White 278, Eagle TC 240, SDTC Blue 425, SDTC Green 501.

1. Mendoza (SDO) 29:49.6, 2. Menet (N) 29:39.6, 3. Babiracki (BHS) 30:18, 4. Waldrop (North Carolina) 30:25, 5. Kluyvers (SM) 30:30, 6. Innes (SM) 30:31, 7. Griffen (C) 30:36, 8. Span (Sun) 30:37, 9. Harms (Aggie TC) 30:42, 10. Mathews (SDO) 30:51, 11. Camp (BHS) 30:54, 12. Kissin (WV) 30:57, 13. Valentine (unatt) 30:57, 14. Carr (SM) 30:58, 15. Harter (SM) 30:59, 16. Kurlie (BHS) 30:59, 17. Alexander (LAV) 31:06, 18. Falla (N) 31:12, 19. Morden (LAV) 31:13, 20. Dagg (N) 31:20.

RECORDS SECTION

On the following pages are listed the current official World, American, National Collegiate, and National Collegiate Championship records. Elsewhere in the Guide are listed the National Junior College and High School Records.

World Records

Following are the official World Records as accepted by the International Amateur Athletic Federation as of September, 1974.

RUNNING EVENTS

100-yard—9.1—Bob Hayes (USA) St. Louis, Mo., June 21, 1963; Harry Jerome (Canada) Edmonton, Alb., July 15, 1966; James Hines (USA) Houston, Tex., May 13, 1967; Charlie Greene (USA) Provo, Utah, June 15, 1967; John Carlos (USA) Fresno, Cal., May 10, 1969; Steve Williams (USA) Fresno, Cal., May 12, 1973.
220-yard (straightaway)—19.5—Tommie Smith (USA) San Jose, Calif., Aug. 5, 1966.
220-yard (turn)—20.0—Tommie C. Smith (USA) Sacramento, Cal., May 11, 1966.
440-yard—44.5—John Smith (USA) Eugene, Ore., June 26, 1971.
880-yard—1:44.6—Rick Wohlhuter (USA) Los Angeles, Cal., May 27, 1973.
One-mile—3:51.1—Jim Ryun (USA) Bakersfield, Cal., June 23, 1967.
Two-mile—8:13.8—Brendan Foster (G.B. & No. Ire.) London, England, Aug. 27, 1973.
Three-mile—12:47.8—Emiel Puttemans (Belgium) Brussels, Belgium, Sept. 20, 1972.
Six-mile—26:47.0—Ron Clarke (Australia) Oslo, Norway, July 14, 1965.
Ten-mile—46:04.2—Willy Pollemis (Belgium) Brussels, Belgium, Sept. 20, 1972.
Fifteen-mile—1:12:22.6—Seppo Nikkari (Finland) Jyvaskyla, Finland, Oct. 14, 1973.
One-hour—12 miles, 1610 yards—Gaston Roulants (Belgium) Brussels, Belgium, Sept. 20, 1972.

RUNNING EVENTS—METRIC DISTANCES

100-meter—9.9—Jim Hines (USA) Sacramento, Cal., June 20, 1968 and Mexico City, Mex., Oct. 14, 1968; Ronnie Ray Smith (USA) Sacramento, Cal., June 20, 1968; Charlie Greene (USA) Sacramento, Cal., June 20, 1968; Eddie Hart (USA) Eugene, Ore., July 1, 1972; Rey Robinson (USA) Eugene, Ore., July 1, 1972; Steve Williams (USA) Los Angeles, Cal., June 21, 1974.
200-meter (straightaway)—19.5—Tommie Smith (USA) San Jose, Cal., Aug. 5, 1966.
200-meter (turn)—19.8—Tommie Smith (USA) Mexico City, Mex., Oct. 16, 1968; Don Quarrie (Jamaica) Cali, Columbia, Aug. 3, 1971.
400-meter—43.8—Lee Evans (USA) Mexico City, Mex., Oct. 18, 1968.
800-meter—1:43.7—Marcello Fiasconaro (Italy) Milan, Italy, June 27, 1973.
1000-meter—3:35.2—Rick Wohlhuter (USA) Oslo, Norway, July 30, 1974.
1500-meter—3:32.2—Filbert Bayi (Tanzania) Christchurch, N.Z., Feb. 2, 1974.
2000-meter—4:56.2—Michael Jazy (France) St. Maur, France, Oct. 12, 1966.
3000-meter—7:35.2—Brendan Foster (G.B. & No. Ire.) Gateshead, England, Aug. 3, 1974.
5000-meter—13:13.0—Emiel Puttemans (Belgium) Brussels, Belgium, Sept. 20, 1972.
10,000-meter—27:30.8—David Bedford (G.B. & No. Ire.) London, England, July 13, 1973.
20,000-meter—57:44.4—Gaston Roulants (Belgium) Brussels, Belgium, Sept. 20, 1972.
25,000-meter—1:14:55.6—Seppo Nikkari (Finland) Jyvaskyla, Finland, Oct. 14, 1973.
30,000-meter—1:31:30.4—Jim Alder (G.B. & No. Ire.) London, England, Sept. 5, 1970.
3000-meter steeplechase—8:14.0—Ben Jipcho (Kenya) Helsinki, Finland, June 27, 1973.

HURDLES

120-yard high—13.0—Rod Milburn (USA) Eugene, Ore., June 25, 1971 and Eugene, Ore., June 20, 1973.
110-meter high—13.1—Rod Milburn (USA) Zurich, Switzerland, July 6, 1973 and Siena, Italy, July 22, 1973.
220-yard and 200-meter low (straightaway)—21.9—Don Styron (USA) Baton Rouge, La., Apr. 2, 1960.

200-meter (full turn)—22.5—Martin Lauer (Germany) Zurich, Switzerland, July 7, 1959; Glenn Davis (USA) Bern, Switzerland, Aug. 20, 1960.
400-meter intermediate—47.8—John Akii-Bua (Uganda) Munich, W. Germany, Sept. 2, 1972.
440-yard intermediate—48.7—Jim Bolding (USA) Turin, Italy, July 24, 1974.

FIELD EVENTS

High jump—7-6½—Dwight Stones (Pacific Coast Club) Munich, W. Germany, June 11, 1973.
Pole vault—18-5¾—Bob Seagren (USA) Eugene, Ore., July 2, 1972.
Long jump—29-2¼—Bob Beamon (USA) Mexico City, Mex., Oct. 18, 1968.
Triple jump—57-2¾—Victor Saneyev (USSR) Sukhumi, U.S.S.R., Oct. 17, 1972.
Shot put—71-7—Al Feuerbach (USA) San Jose, Cal., May 5, 1973.
Discus throw—224-5—Jay Silvester (USA) Reno, Nev., Sept. 18, 1968; Rickard Bruch (Sweden) Stockholm, Sweden, July 5, 1972.
Hammer throw—251-4—Reinhard Theimer (East Germany) Leipzig, E.G., July 4, 1974.
Javelin throw—308-8—Klaus Wolferman (W. Germany) Leverkusen, W.G., May 5, 1973.

RELAYS

440-yard—38.6—University of Southern Cal (E. McCullouch, F. Kuller, O. J. Simpson, L. Miller) Provo, Utah, June 17, 1967.
880-yard—1:21.7—Texas A&M University (J. D. Rogers, Rockie Woods, Marvin Mills, Curtis Mills) Des Moines, Ia., Apr. 24, 1970.
One-mile—3:02.8—Trinidad & Tobago (L. Yearwood, K. Bernard, E. Roberts, W. Mottley) Kingston, Jamaica, Aug. 13, 1966.
Two-mile—7:10.4—U. of Chicago Track Club (T. Bach, K. Sparks, L. Paul, R. Wohlhuter) Durham, N.C., May 12, 1973.
Four-mile—16:02.8—New Zealand (K. Ross, A. Polhill, R. Taylor, T.J.L. Quax) Auckland, N.Z., Feb. 3, 1972.
400-meter—38.2—USA (C. Greene, M. Pender, R. Smith, J. Hines) Mexico City, Mex., Oct. 20, 1968; USA (Larry Black, Robert Taylor, Gerald Tinker, Eddie Hart) Munich, W. Germany, Sept. 10, 1972.
800-meter—1:21.5—Italy (F. Ossola, P. Abeti, L. Benedetti, P. Mennea) Barletta, Italy, July 21, 1972.
1600-meter—2:56.1—USA (V. Matthews, R. Freeman, L. James, L. Evans) Mexico City, Mex., Oct. 20, 1968.
3200-meter—7:08.6—West Germany (M. Kinder, W. Adams, D. Bogatzki, F. J. Kemper) Wiesbaden, W. Germany, Aug. 13, 1966.
6000-meter—14:49.0—Equipe de France (G. Vervoort, C. Nicolas, M. Jazy, J. Wadoux) St. Maur des Fosses, France, June 25, 1965.

OTHER EVENTS

Decathlon—8454 points—Nikolai Avilov (USSR) Munich, W. Germany, Sept. 7-8, 1972.

American Records

Following are the official American Records for collegiate and olympic track and field events as accepted by the Amateur Athletic Union of the United States. An American Record can be made by an American citizen competing anywhere in the world.

RUNNING EVENTS

100-yard—9.0—Ivory Crockett (Phila. Pioneer Track Club) Knoxville, Tenn., May 11, 1974.
220-yard (straight)—19.5—Tommie Smith (USA) San Jose, Cal., May 7, 1966.
220-yard (full turn)—20.0—Tommie Smith (San Jose St.) Sacramento, Calif., June 11, 1966.
440-yard—44.5—John Smith (UCLA) Eugene, Ore., June 26, 1971.
880-yard—1:44.1—Rick Wohlhuter (Chicago Track Club) Eugene, Ore., June 8, 1974.
One-mile—3:51.1—Jim Ryun (Jayhawk AC) Bakersfield, Cal., June 23, 1967.
Two-mile—8:22.0—George Young (unatt.) San Diego, Cal., June 1, 1968.

Three-mile—12:51.4—Steve Prefontaine (Oregon Track Club) Eugene, Ore., June 8, 1974.
Six-mile—26:51.8—Steve Prefontaine (Oregon Track Club) Eugene, Ore., Apr. 27, 1974.

RUNNING EVENTS—METRIC DISTANCES

100-meter—9.9—Jim Hines (Tex. Southern) Sacramento, Cal., June 20, 1968 and Mexico City, Mex., Oct. 14, 1968; Ronnie Ray Smith (San Jose St.) Sacramento, Cal., June 20, 1968; Charlie Greene (Nebraska) Sacramento, Cal., June 20, 1968; Rey Robinson (Florida A&M) Eugene, Ore., July 1, 1972; Eddie Hart (Bay Area Striders) Eugene, Ore., July 1, 1972; Steve Williams (San Diego St.) Los Angeles, Cal., June 21, 1974.
200-meter (straightaway)—19.5—Tommie Smith (San Jose St.) San Jose, Calif., Aug. 5, 1966.
200-meter (full turn)—19.8—Tommie Smith (SCVYV) Mexico City, Mex., Oct. 16, 1968.
400-meter—43.8—Lee Evans (San Jose St.) Mexico City, Mex., Oct. 18, 1968.
800-meter—1:43.9—Rick Wohlhuter (Chicago Track Club) Los Angeles, Cal., June 22, 1974 and Stockholm, Sweden, July 18, 1974.
1500-meter—3:33.1—Jim Ryun (Kansas) Los Angeles, Cal., July 8, 1967.
5000-meter—13:22.4—Steve Prefontaine (Oregon) Helsinki, Finland, June 26, 1973.
10,000-meter—27:43.6—Steve Prefontaine (Oregon TC) Eugene, Ore., Apr. 27, 1974.
3000-meter steeplechase—8:23.4—Doug Brown (Tenn.) Knoxville, Tenn., May 11, 1974.

HURDLES

120-yard high—13.0—Rod Milburn (Southern U.) Eugene, Ore., June 25, 1971 and Eugene, Ore., June 20, 1973.
110-meter high—13.1—Rod Milburn (Southern U.) Zurich, Switzerland, July 6, 1973 and Siena, Italy, July 22, 1973.
220-yard and 200-meter low (straightaway)—21.9—Don Styron (NE Louisiana State) Baton Rouge, La., Apr. 2, 1960.
200-meter low (full turn)—22.5—Glenn Davis (U.S. National Team) Bern, Switzerland, Aug. 20, 1960.
220-yard low (full turn)—22.7—Charles Tidwell (U. of Kansas) Berkeley, Calif., June 13, 1958.
400-meter intermediate—48.4—Ralph Mann (So. Cal. Striders) Eugene, Ore., July 2, 1972.
440-yard intermediate—48.7—Jim Bolding (Pacific Coast Club) Turin, Italy, July 24, 1974.

FIELD EVENTS

High jump—7-6½—Dwight Stones (Pacific Coast Club) Munich, W. Germany, June 11, 1973.
Pole Vault—18-5¾—Bob Seagren (So. Cal. Striders) Eugene, Ore., July 2, 1972.
Long jump—29-2¼—Robert Beamon (Olympic Team) Mexico City, Mex., Oct. 18, 1968.
Triple jump—56.0—Dave Smith (Bay Area Striders) Eugene, Ore., July 1, 1972.
Shot put—71-7—Al Feuerbach (Pacific Coast Club) San Jose, Cal., May 5, 1973.
Discus throw—224-5—L. Jay Silvester (Olympic Team) Reno, Nev., Sept. 18, 1968.
Hammer throw—235-11—Edward Burke (So. Cal Striders) Bakersfield, Cal., June 22, 1967.
Javelin throw—300-0—Mark Murro (Arizona St.) Tempe, Ariz., Mar. 27, 1970.

RELAYS

440-yard (two turns)—39.0—Santa Clara Youth Village (B. Gaines, K. Clayton, J. Williams, T. Smith) Los Angeles, Cal., June 7, 1968.
880-yard—1:21.7—Texas A&M (Donny Rogers, Rockie Woods, Marvin Mills, Curtis Mills) Des Moines, Ia., Apr. 24, 1970.
One-mile—3:03.4—UCLA (John Smith, Len Van Hofwegen, Andy Young, Wayne Collett) Knoxville, Tenn., June 21, 1969.
Two-mile—7:10.4—Chicago TC (Tom Bach, Ken Sparks, Lowell Paul, Rick Wohlhuter) Durham, N.C., May 12, 1973.
Four-mile—16:14.4—Manhattan (Peter Squires, Matt Centrowitz, Joseph Savage, Tony Colon) Philadelphia, Pa., Apr. 27, 1974.
Distance medley—9:31.8—Kansas State (Clardy Vinson, Mike Lee, Rick Hitchcock, Jerome Howe) Des Moines, Ia., Apr. 29, 1972.

400-meter-38.2-U. S. Olympic Team (C. Greene, M. Pender, R. Smith, J. Hines) Mexico City, Mex., Oct. 20, 1968; U. S. Olympic Team (Larry Black, Robert Taylor, Gerald Tinker, Eddie Hart) Munich, W. Germany, Sept. 10, 1972.
 1600-meter-2:56.1-U. S. Olympic Team (V. Matthews, R. Freeman, L. James, L. Evans) Mexico City, Mex., Oct. 20, 1968.

OTHER EVENTS

Decathlon-8417 points-William A. Toomey (So. Cal. Striders) Los Angeles, Cal., Dec. 10-11, 1969.
 Pentathlon-3764 points-Bill Toomey (So. Cal. Striders) Westbrook, Me., July 8, 1964.

National Collegiate Records

Made by undergraduate collegiate competitors from four-year, degree granting institutions, representing a varsity team (freshmen included if representing the varsity team) of their institution or a United States national team, and accepted by the Track and Field Rules Committee of the NCAA. Athletes are considered to be collegians throughout their four years of competition, summer vacations, and through September 1, after the date of graduation. Claims for National Collegiate records should be sent to the Chairman of the NCAA Track and Field Committee on the prescribed form which may be obtained from the Chairman.

RUNNING EVENTS

100-yard-9.1-James Hines (Tex. Southern) Houston, Tex., May 13, 1967; Charles Greene (Nebraska) Provo, Utah, June 15, 1967; John Carlos (San Jose St.) Fresno, Cal., May 10, 1969.
 220-yard (straightaway)-19.5-Tommie Smith (San Jose) San Jose, Calif., May 7, 1966.
 220-yard (turn)-20.0-Tommie C. Smith (San Jose St.) Sacramento, Cal., June 11, 1966.
 440-yard-44.5-John Smith (UCLA) Eugene, Ore., June 26, 1971.
 880-yard-1:45.9-Byron Dyce (NYU) Knoxville, Tenn., June 21, 1969.
 One-mile-3:51.1-Jim Ryun (Kansas) Bakersfield, Cal., June 23, 1967.
 Two-mile-8:24.8-Steve Prefontaine (Oregon) London, England, Sept. 15, 1972.
 Three-mile-12:53.0-Gerry Lindgren (Wash. State) Seattle, Wash., May 14, 1966.
 Six-mile-27:21.8-Greg Fredericks (Penn State) Seattle, Wash., June 16, 1972.

RUNNING EVENTS-METRIC DISTANCES

100-meter-9.9-Ronnie Ray Smith (San Jose St.) Sacramento, Cal., June 20, 1968; Rey Robinson (Florida A&M) Eugene, Ore., July 1, 1972.
 200-meter (straightaway)-19.5-Tommie Smith (San Jose) San Jose, Calif., May 7, 1966.
 200-meter (turn)-20.0-Tommie C. Smith (San Jose St.) Sacramento, Cal., June 11, 1966; Larry Black (N. C. Central) Billings Mont., June 2, 1972.
 400-meter-43.8-Lee Evans (San Jose St.) Mexico City, Mex., Oct. 18, 1968.
 800-meter-1:44.3-Dave Wottle (Bowling Green) Eugene, Ore., July 2, 1972.
 1500-meter-3:43.1-Jim Ryun (Kansas) Los Angeles, Cal., July 8, 1967.
 5000-meter-18:32.8-Steve Prefontaine (Oregon) Eugene, Ore., July 9, 1972.
 10,000-meter-38:08.0-Greg Fredericks (Penn State) Seattle, Wash., June 16, 1972.
 3000-meter steeplechase-8:23.3-Doug Brown (Tennessee) Knoxville, Tenn., May 11, 1974.

HURDLES

120-yard high-13.0-Rod Milburn (Southern U.) Eugene, Ore., June 25, 1971 and Eugene, Ore., June 20, 1973.
 110-meter high-13.2-Earl McCullough (Southern Cal) Minneapolis, Minn., July 16, 1967; Rod Milburn (Southern U.) Munich, W. Germany, Sept. 7, 1972.
 400-meter intermediate-48.8-Ralph Mann (Brigham Young) Des Moines, Ia., June 20, 1970.
 440-yard intermediate-48.8-Ralph Mann (Brigham Young) Des Moines, Ia., June 20, 1970.

FIELD EVENTS

High jump-7-6¼-Pat Matzdorf (Wisconsin) Berkeley, Calif., July 3, 1971.
 Pole vault-18-½-Steve Smith (Long Beach St.) Eugene, Ore., July 2, 1972; Jan Johnson (Alabama) Eugene, Ore., July 2, 1972.

Long jump-27-4¼-Randy Williams (Southern Cal) Munich, W. Germany, Sept. 8, 1972.
 Triple jump-55-9¼-Perti Pousi (Brigham Young) Kourtaane, Finland, June 23, 1968.
 Shot put-71-5¼-James R. Matson (Texas A&M) College Station, Tex., Apr. 22, 1967.
 Discus throw-213-9-James R. Matson (Texas A&M) College Station, Tex., Apr. 8, 1967.
 Hammer throw-231-3-Al Schoterman (Kent State) Eugene, Ore., June 2, 1972.
 Javelin throw-300-0-Mark Murro (Arizona St.) Tempe, Ariz., Mar. 27, 1970.

RELAYS

440-yard-38.6-Southern Cal (Earl McCullough, Fred Kuller, O. J. Simpson, Lennox Miller) Provo, Utah, June 17, 1967.
 880-yard-1:20.7-Southern Cal (Don Quarrie, Leon Brown, Edesel Garrison, Willie Deckard) Fresno, Cal., May 13, 1972.
 One-mile-3:03.1-N. C. Central (Melvin Bassett, Robert Ouko, Julius Sang, Larry Black) Philadelphia, Pa., Apr. 29, 1972.
 Two-mile-7:16.3-Kansas St. (Dale Alexander, David Peterson, Robert Barratti, Ken Swenson) Des Moines, Ia., Apr. 24, 1970.
 Four-mile-16:09.0-Oregon (Archie San Romani, Vic Reeve, Keith Forman, Dyrrol Burleson) Fresno, Calif., May 12, 1962.
 Sprint medley-3:14.8-N. C. Central (Julius Sang, Larry Black, Jeff Horsley, Robert Ouko) Philadelphia, Pa., Apr. 29, 1972.
 Distance medley-9:31.8-Kansas St. (Clardy Vinson, Mike Lee, Rick Hitchcock, Jerome Howe) Des Moines, Ia., Apr. 29, 1972.
 480-yard shuttle hurdles-55.9-Florida (Hesley Bostic, Harold Smith, John Power, Roger Peterson) Gainesville, Fla., Mar. 31, 1973.

National Collegiate Championship Records

The best performances made in the annual National Collegiate Athletic Association Track and Field (Outdoor and Indoor) Championship Meets and accepted by the NCAA.

OUTDOOR RECORDS

RUNNING EVENTS

100-yard-9.1-Charles Greene (Nebraska) Provo, Utah, June 15, 1967.
 220-yard (turn)-20.2-Tommie Smith (San Jose St.) Provo, Utah, June 15, 1967; John Carlos (San Jose St.) Knoxville, Tenn., June 21, 1969.
 440-yard (two turns)-44.7-Curtis Mills (Texas A&M) Knoxville, Tenn., June 21, 1969.
 880-yard-1:45.9-Byron Dyce (NYU) Knoxville, Tenn., June 21, 1969.
 One-mile-3:57.1-Dave Wottle (Bowling Green) Baton Rouge, La., June 9, 1976.
 Two-mile-8:46.3-Alex Henderson (Arizona State) Berkeley, Cal., June 13, 1958.
 Three-mile-13:05.3-Steve Prefontaine (Oregon) Baton Rouge, La., June 9, 1973.
 Six-mile-27:43.1-Garry Bjorklund (Minnesota) Seattle, Wash., June 18, 1971.

RUNNING EVENTS-METRIC DISTANCES

100-meter-10.0-Warren Edmonson (UCLA) Eugene, Ore., June 2, 1972; Cliff Branch (Colorado) Eugene, Ore., June 2, 1972.
 200-meter (turn)-20.2-Tommie Smith (San Jose St.) Provo, Utah, June 15, 1967; John Carlos (San Jose St.) Knoxville, Tenn., June 21, 1969.
 400-meter-44.5-John Smith (UCLA) Eugene, Ore., June 3, 1972.
 800 meter-1:45.9-Byron Dyce (NYU) Knoxville, Tenn., June 21, 1969.
 1500-meter-3:39.7-Dave Wottle (Bowling Green) Eugene, Ore., June 3, 1972.

5000-meter—18:31.4—Steve Prefontaine (Oregon) Eugene, Ore., June 8, 1972.
10,000-meter—28:50.3—John Halberstadt (Okla. State) Eugene, Ore., June 2, 1972.
3000-meter steeplechase—8:28.1—Doug Brown (Tennessee) Baton Rouge, La., June 9, 1973.

HURDLES

120-yard high—13.1—Rod Milburn (Southern U.) Baton Rouge, La., June 8, 1973.
110-meter high—13.3—Thomas Hill (Arkansas St.) Eugene, Ore., June 2, 1972.
440-yard and 400-meter intermediate—48.8—Ralph Mann (Brigham Young) Des Moines, Ia., June 20, 1970.

FIELD EVENTS

High jump—7.4—Reynaldo Brown (Cal Poly SLO) Baton Rouge, La., June 9, 1973;
 Tom Woods (Oregon St.) Baton Rouge, La., June 9, 1973.
Pole vault—17.7—Bob Seagren (Southern Cal) Knoxville, Tenn., June 21, 1969; Jan Johnson (Kansas), Des Moines, Ia., June 20, 1970.*
Long jump—26.9½—Gayle Hopkins (Arizona) Eugene, Ore., June 18-20, 1964.
Shot put—67.9½—James R. Matson (Texas A&M) Provo, Utah, June 16, 1967.
Discus throw—204.6—Mac Wilkins (Oregon) Baton Rouge, La., June 8, 1973.
Hammer throw—231.3—Al Schoterman (Kent State) Eugene, Ore., June 2, 1972.
Javelin throw—279.9—Sam Colson (Kansas) Baton Rouge, La., June 9, 1973.
Triple jump—54.8—Charleton Ehizuelen (Illinois) Austin, Tex., June 8, 1974.
 *Made indoors due to adverse weather conditions.

RELAYS

440-yard—38.6—Southern Cal (Earl McCullouch, Fred Kuller, O. J. Simpson, Lennox Miller) Provo, Utah, June 17, 1967.
One-mile—3:03.4—UCLA (J. Smith, L. Van Hofwegen, A. Young, W. Collett) Knoxville, Tenn., June 21, 1969.

OTHER EVENTS

Decathlon—7874 points—Runalnd Backman (Brigham Young) Austin, Tex., June 4-5, 1974.

INDOOR RECORDS**RUNNING EVENTS**

60-yard—5.9—Herb Washington (Mich. State) Detroit, Mich., Mar. 14, 1970; Gerald Tinker (Kent State) Detroit, Mich., Mar. 9, 1973.
440-yard—47.0—G. Larry James (Villanova) Detroit, Mich., Mar. 16, 1968.
800-yard—1:09.4—Martin McGrady (Central State) Detroit, Mich., Mar. 12, 1966.
880-yard—1:48.9—David Patrick (Villanova) Detroit, Mich., Mar. 11, 1967.
1000-yard—2:07.4—Robert Wheeler (Duke) Detroit, Mich., Mar. 12, 1971.
One-mile—3:58.5—James R. Ryun (Kansas) Detroit, Mich., Mar. 11, 1967.
Two-mile—8:33.6—John Hartnett (Villanova) Detroit, Mich., Mar. 8, 1974.
Three-mile—13:20.8—John Ngeno (Wash. State) Detroit, Mich., Mar. 9, 1974

HURDLES

60-yard high—6.9—Thomas Hill (Arkansas St.) Detroit, Mich., Mar. 14, 1970; Rod Milburn (Southern U.) Detroit, Mich., Mar. 9, 1973 and Mar. 10, 1973.

FIELD EVENTS

High jump—7.2½—Pat Matzdorf (Wisconsin) Detroit, Mich., Mar. 11, 1972; Chris Dunn (Colgate) Detroit, Mich., Mar. 11, 1972.
Pole vault—17.1½—Jan Johnson (Alabama) Detroit, Mich., Mar. 11, 1972; Scott Wallick (Miami, O.) Detroit, Mich., Mar. 11, 1972; Mike Wedman (Colorado) Detroit, Mich., Mar. 11, 1972.
Long jump—27.2½—Bob Beamon (UTex. El Paso) Detroit, Mich., Mar. 15, 1968.
Shot put—67.7½—Hans Hoglund (UTex. El Paso) Detroit, Mich., Mar. 8, 1974.
35-lb. weight—71.10½—Jacques Accambay (Kent State) Detroit, Mich., Mar. 8, 1974.
Triple jump—54.6½—Tommy Haynes (Middle Tenn.) Detroit, Mich., Mar. 8, 1974.

RELAYS

One-mile—3:14.0—Seton Hall (Alfred Daley, Charles Joseph, Art Cooper, Howard Brock) Detroit, Mich., Mar. 9, 1974.
Two-mile—7:25.7—Kansas (Dennis Stewart, Jim Niehouse, Roger Kathol, Brian McElroy) Detroit, Mich., Mar. 14, 1970.
Distance medley (440-880-1320-mile)—9:43.8—Manhattan (Joe Savage, Ray Johnson, John Lovett, Tony Colon) Detroit, Mich., Mar. 10, 1973.

National Collegiate Championship Records

The best performances made in the annual National Collegiate Athletic Association Division II Track and Field Championships and accepted by the NCAA Division II and Division III Track and Field Committee.

DIVISION II**RUNNING EVENTS**

100-yard—9.3—Darel Newman (Fresno St.) Fresno, Cal., June 13, 1964; Steve Riddick (Norfolk St.) Crawfordsville, Ind., June 1, 1973.
220-yard—20.5—Bob Hayes (Florida A&M) Fresno, Cal., June 13, 1964.
440-yard—45.9—Larance Jones (NE Missouri) Charleston, Ill., May 31, 1974.
880-yard—1:48.3—Jay Fabian (Ashland) Sacramento, Cal., June 12, 1971.
One-mile—4:02.5—Tom O'Hara (Loyola) Chicago, Ill., June 13, 1963.
Three-mile—13:33.0—Garry Bentley (S. Dakota St.) Charleston, Ill., May 31, 1974.
Six-mile—28:28.6—Chuck Smead (Humboldt St.) Crawfordsville, Ind., June 1, 1973.

RUNNING EVENTS—METRIC DISTANCES

100-meter—10.0—Steve Riddick (Norfolk St.) Ashland, O., May 26, 1972.
200 meter—20.5—Bob Hayes (Florida A&M) Fresno, Cal., June 13, 1964.
400-meter—45.8—Larance Jones (NE Missouri) Ashland, O., May 27, 1972.
800-meter—1:48.3—Eugene Weiss (Montclair St.) Ashland, O., May 27, 1972.
1500-meter—3:47.4—John Kerr (Ball State) Hayward, Cal., June 8, 1968.
5000-meter—14:23.5—Gordon Minty (Eastern Mich.) Ashland, O., May 27, 1972.
10,000-meter—29:29.6—Gordon Minty (Eastern Mich.) Ashland, O., May 26, 1972.
3000-meter steeplechase—8:51.1—Ed Haver (UC Davis) Sacramento, Cal., June 12, 1971.

HURDLES

120-yard high—13.2—Rod Milburn (Southern U.) Crawfordsville, Ind., June 1, 1973.
110-meter high—13.8—Mike Bettiga (Humboldt St.) Ashland, O., May 26, 1972.
440-yard and 400-meter intermediate—50.8—Carl Stevenson (Southern U.) Charleston, Ill., May 31, 1974.

FIELD EVENTS

High jump—7.2—Reynaldo Brown (Cal Poly SLO) Crawfordsville, Ind., June 2, 1973.
Pole vault—16.9½—Dave Hamer (Cal Poly SLO) Charleston, Ill., May 31, 1974.
Long jump—26.0—Sid Nickolas (Fresno St.) Fresno, Cal., June 13, 1964.
Shot put—61.1—Doug Arendell (Western Ill.) Crawfordsville, Ind., June 1, 1973.

Discus throw—183-0—Knut Hjeltmes (Western Md.) Crawfordsville, Ind., June 2, 1973.
 Hammer throw—205-2—Frank Bredice (Southern Conn.) Ashland, O., May 26, 1972.
 Javelin throw—258-7—Anthony Hall (Norfolk St.) Crawfordsville, Ind., June 2, 1973.
 Triple jump—53-9—John Craft (Eastern Illinois) Ashland, O., June 13, 1969.

RELAYS

440-yard—39.4—Norfolk St. (William Cuffee, Steve Riddick, Zack Rodger, Condie Pugh) Ashland, O., May 27, 1972.
 One-mile—3:07.5—Adelphi (Ray Lee, Keith Davis, Dennis Walker, Clyde McPherson) Sacramento, Cal., June 12, 1971.

OTHER EVENTS

Decathlon—7269 points—Steve Gough (Seattle Pacific) St. Paul, Minn., June 11-12, 1970.

DIVISION III

RUNNING EVENTS

100-yard—9.6—James Gilkes (Fisk) Charleston, Ill., May 29, 1974.
 220-yard—20.7—James Gilkes (Fisk) Charleston, Ill., May 31, 1974.
 440-yard—47.3—Kip Korir (Coe) Charleston, Ill., May 31, 1974.
 880-yard—1:51.2—Barry King (Ashland) Charleston, Ill., May 31, 1974.
 One-mile—4:05.1—Steve Foster (Ashland) Charleston, Ill., May 31, 1974.
 Three-mile—13:54.6—David Moller (Rochester) Charleston, Ill., May 31, 1974.
 Six-mile—29:30.8—Glenn Behnke (North Central) Charleston, Ill., May 31, 1974.
 3000-meter steeplechase—9:17.8—Gary Johanson (Westmont) Charleston, Ill., May 31, 1974.

HURDLES

120-yard high—NO RECORD (all 1974 races were wind-aided).
 440-yard intermediate—53.3—Tony Cornelious (Augustana, Ill.) Charleston, Ill., May 31, 1974.

FIELD EVENTS

High jump—6-7—Kurt Nielsen (Neb. Wesleyan) and Greg Gorsuch (Wheaton) Charleston, Ill., May 31, 1974.
 Pole vault—15-6—Steve Hughes (Westmont) Charleston, Ill., May 31, 1974.
 Long jump—25-8—David Boyd (Fisk) Charleston, Ill., May 30, 1974.
 Shot put—55-10 $\frac{3}{4}$ —Steve Lindgren (Hamline) Charleston, Ill., May 30, 1974.
 Discus throw—171-1—Bill Iovono (Ohio Wesleyan) Charleston, Ill., May 31, 1974.
 Hammer throw—170-4—John Pearson (MIT) Charleston, Ill., May 30, 1974.
 Javelin throw—234-11—Robert Sing (Ursinus) Charleston, Ill., May 31, 1974.
 Triple jump—49-11—Anthony Palumbo (Rochester) Charleston, Ill., May 31, 1974.

RELAYS

440-yard—41-1—Mount Union (Milt Snodgrass, Chuck Larsuel, Mike Williams, Clint Alguire) Charleston, Ill., May 31, 1974.
 One-mile—3:15.7—Mount Union (Chuck Larsuel, Jim Freund, Mike Williams, Milt Snodgrass) Charleston, Ill., May 31, 1974.

OTHER EVENTS

Decathlon—7030 points—Jim Baum (Ashland) Charleston, Ill., May 27-28, 1974.

NATIONAL JUNIOR COLLEGE CHAMPIONSHIPS

Most Familiar Outcome In 34th Meet: Another Track Trophy In Mesa's Case

By **GEORGE E. KILLIAN**

Executive Director, National Junior College Athletic Association

Mesa Community College of Mesa, Arizona, won its fifth national junior college track and field championship in the last seven years, easily outdistancing Essex County (N.J.) in the 34th annual NJCAA meet at San Jacinto College, Pasadena, Texas.

It was a record-breaking meet as eight meet standards fell and another was tied. All-time junior college marks, as well as meet records, were set by Ralph Haynie of Central Arizona in the pole vault (17- $\frac{3}{4}$) and Ron Semkiw of Mesa in the shot put (62-10).

Other record-braking winners were Glen Wilburn of Lincoln Land in the six-mile with 29:13.7; Fletcher Lewis of Nebraska Southern in the long jump with 26- $\frac{3}{4}$; George Haley of Lincoln Land in the intermediate hurdles with 51.3; Bernard Rose of Odessa in the three-mile with 14:00.3, and Mesa's 440 relay team, clocked in 40.4. Mesa's John McCollum broke the 100-yard dash mark with a 9.3 semifinal effort.

High-point man for the meet was Seminole (Fla.) sprinter Donald Merrick, winner of both the 100 and 220. Carvel Jackson of Mesa was voted NJCAA Track Coaches Association Coach of the Year.

34th NJCAA Championships

SCORING—Mesa 72, Essex County 54, Lincoln Land 46, Seminole 33, Ranger 25, New Mexico JC 23, Neb. Southern 22, Lake City 14, Parkland 14, Phoenix 14, Central Ariz. 13, Farmingdale 13, Allegheny 12, Florida JC 12, Odessa 11, Cuyahoga-Metro 10, Golden Valley 10, South Plains 10, SW Michigan 10, Allen County 9, Cisco 8, Eastern Okla. 8, Hegerstown 8, Henry Ford 8, Middlesex 8, San Jacinto 8, SW Oregon 8, Brevard 6, Butler County 6, Central Ore. 6, Florissant Val. 6, Linn-Benton 6, Wilbur Wright 6, Black Hawk 5, Lane 5, Blinn 4, Jackson 4, Manatee 4, Blue Mountain 2, DeKalk 2, Ellsworth 2, Miami-Dade S. 2, North Platte 2, Bismarck 1, Hutchinson 1, Montgomery 1, Triton 1.

100—Merrick (Se) 9.4, McCollum (Me), Jackson (CM), Willis (SP), Brown (Es), Hollins (R); **220**—Merrick (Se) 20.8, Thomas (LL), Brown (Es), Romes (LC), Hollins (R), Jackson (CM); **440**—Haney (LL) 46.9, Joseph (Es), Boyd (R), Fletcher (Me), Saunders (NP), Larken (CM); **880**—Tuitt (Es) 1:49.0, Rexroat (Alleg), Filener (Bu), Flores (Pa), Crist (D), Bagley (NM); **MILE**—Jirele (GV) 4:08.3, West (Fla), Taylor (LB), Stemmer (Alleg), Soehner (Ph), Morini (Mo); **3-MILE**—Rose (O) 14:00.3, Smith (HF), Shallenbarger (WW), Collins (Fla), Sekerka (BM), Cooper (Lan); **6-MILE**—Wilburn (LL) 29:13.7, Smith (NM), Roscoe (SM), Tobin (SM), Bruner (MDS), Pinocci (O); **120-HH**—Romes (LC) 13.9, Charniga (Mid), Price (EO), Taillon (Ma), Cavitt (Ci), Lankford (Me); **440-H**—Haley (LL) 51.3, Dixon (SO), Cavitt (Ci), Richardson (J), Yarborough (R), Cameron (Fa).

HJ—DeLoach (Me) 6-11, Beakley (SJ), tie Williams (Me) and Fisher (Ph), Harvey (FV), Naylor (AC); **LJ**—Lewis (NS) 26- $\frac{3}{4}$, Williams (Pa), Lewis (SP), Sinclair (Es), Wooley (Pi), Bassa (Se); **PV**—Haynie (CA) 17- $\frac{3}{4}$, Rolle (Se), Armstrong (Ph), Wetherbee (Se), Ward (CA), Morgan (CA); **SP**—Semkiw (Me) 62-10, Stone (Ha), Weeks (Me), Girt (BH), Johnson (Fa), Hausauer (Bi); **DISC**—Johnson (Fa) 176-11, Weeks (Me), Johnson (Br), Serano (Bli), Green (EL), Girt (BH); **JAV**—Shoemaker (NM) 236-3, Norris (AC), Baehr (CO), Burrows (Lan), Meston (R), McDowell (Ph); **TJ**—Carpenter (Me) 49-6, Moxey (NS), Cinclair (Es), Thompson (FV), Williams (Pa), Fendley (T).

RELAYS—440—Mesa 40.4, Essex, Ranger, South Plains, Cuyahoga-Metro; **MILE**—Essex 3:10.4, Lincoln Land, Ranger, New Mexico, Eastern Okla., Hutchinson.

Quick Trip By Laney Half-Miler, But Fullerton Best In Golden State Meet

By **BOB COVEY**

Track Coach, Bakersfield College

Fullerton College won the team championship and Laney's James Robinson provided the individual heroics in the 1974 California Junior College Championships May 25 in Bakersfield.

Coach Bob Ward's Hornets scored 45 points, well in front of second-place L. A. Southwest with 32 points. Randy Benson led the way with third places in the 220 and 440 and a leg of the fourth place mile relay unit.

Robinson shattered his pending national junior college 880 record of 1:48.4 with a 1:48.0 half-mile jaunt. Robinson later anchored Laney to a third place in the mile relay as he sped a 45.6 lap.

Six other records were also established under perfect weather before 4,500 spectators at Bakersfield's Memorial Stadium. Record-setters were Bruce Adams of San Diego Mesa in the shot put (59-8 $\frac{3}{4}$); Fresno's Bob Flint and West Valley's Roger Martin in the pole vault (16-6 $\frac{3}{4}$); L.A. Southwest's Karl Farmer in the 440 (46.3), Emil Magallenes of Monterey Peninsula in the steeplechase (9:14.2); Rick Steele of Glendale in intermediate hurdles (52.1) and Southwest's mile relay team (3:09.0).

California JC Championships

SCORING—Fullerton 45, L. A. Southwest 32, El Camino 31, Long Beach 29, Fresno 26, West Los Angeles 25, Foothill 21, San Diego Mesa 20, West Valley 20, San Jose 19, Los Angeles City 18, Mt. San Antonio 18, Laney 18, Glendale 18, L. A. Harbor 16, Grossmont 16, Antelope Valley 11, Bakersfield 10, Skyline 10, Chaffey 10, Moorpark 10, Pierce 9, Contra Costa 9, Chabot 8, American River 8, Orange Coast 8, Cerritos 7, San Joaquin Delta 7, Compton 6, Santa Rosa 6, Merced 6, Solano 6, Rio Hondo 4, Lassen 4, Alameda 4, L. A. Valley 4, Diablo Valley 2, Modesto 2, Allan Hancock 1, Citrus 1, North Peralta 1, L. A. Trade Tech 1. Others: Cabrillo, Monterey Peninsula, Palomar.

100—Johnson (WLA) 9.4, Smiley (LB), Givens (Fr), Livers (SJ), Bush (WLS), Wilmoth (Ci); **220**—Johnson (WLA) 21.3, Smiley (LB), Benson (Fu), Livers (SJ); Jeffrey (SJD), Watson (CC); **440**—Farmer (LAS) 46.3, Shorts (LB), Benson (Fu), Harrell (Ala), McZeal (LAS), Deckard (Lan); **880**—Robinson (Lan) 1:48.0, Bryan (AR), Ramsey (SR), Haynes (LB), McManus (DV), Wulf (Pi); **MILE**—Hellebrand (Moo) 4:07.0, Schaecher (WV), Avrea (EC), Wilson (Gr), Fotinos (Sk), Robinson (WLA); **3-MILE**—Close (Gr) 14:04.3, Marshall (EC), Rodriguez (EC), Morden (LAV), Van Slyke (SJD), Hart (Fo); **120-HH**—Davie (AV) 14.1, Ligons (Chab), Foster (Fo), Almond (Sk), Hallman (Gr), Houston (EC); **440-H**—Steele (GI) 52.1, Fisher (LAH), Von Iderstein (Fu), Wyatt (Sk), Foster (Fo), Williamson (SJD); **3000-M STEEPLE (non-scoring)**—Magallenes (MP) 9:14.2, Pearson (DV), Caputo (Las), Kirkpatrick (Pi), Reime (Ca), Laird (Pa).

HJ—Madau (Fu) 6-10, Miller (MSA), Geske (So), Hill (LAC), Geddes (SDM), Gardner (LB); **LJ**—Carter (EC) 25-6, Wilkinson (SDM), Overstreet (SJ), Givens (Fr), Hollis (WLA), Clegghorn (NP); **PV**—Flint (Fr) 16-6 $\frac{3}{4}$, Martin (WV), Johnson (GI), Black (LAC), Garcia (Gl), Brown (AH); **SP**—Adams (SDM) 59-8 $\frac{3}{4}$, Nomis (Pi), Brooks (LAC), Corbet (Las), Sizemore (SJ), Murray (Fu); **DISC**—Pushkin (Fo) 164-4 Murray (Fu) Frankiewicz (Me) Groover (WV) Patterson (Fo) Dumphy (Ce); **JAV**—Krough (MDA) 224-4, Clarelli (OC), Spoolstra (Ce), Shively (RH), Ladd (Mod), Schmidt (AV); **TJ**—Lewis (Chaf) 49-1 $\frac{1}{2}$, Jackson (B), Abrahams (Fr), Hutton (Fu), Harrell (SJD), Goodlow (Lan).

RELAYS—440—L. A. Southwest 40.8, Contra Costa, Compton, Los Angeles City, San Jose, L. A. Trade Tech; **MILE**—L. A. Southwest 3:09.0, L. A. Harbor, Laney, Fullerton, Bakersfield, San Jose.

National Junior College Records

Made by competitors attending a two-year college and accepted by the National Joint Junior College Track Records Committee. Claims for National Junior College records should be submitted to Dave Kamanski, Cerritos College, Norwalk, Cal., or George Killian, National Junior College Athletic Association, Hilton Inn, Hutchinson, Kan.

100-yard dash—9.2—Doug Hawken (Glendale CC), 1969.

220-yard dash—20.5—Mike Frey (Mesa CC, Ariz.), 1968.

440-yard dash—45.8—Karl Farmer (L. A. Southwest) Bakersfield, Cal., June 15, 1973.

880-yard run—1:48.0—James Robinson (Laney) Bakersfield, Cal., May 25, 1974.

One-mile run—3:56.1—Neill Duggan (Allan Hancock) San Diego, Calif., June 11, 1966.

Two-mile run—8:52.4—Phil Burkewist (Spokane CC) Spokane, Wash., Apr. 18, 1970.

Three-mile run—13:39.1—Ed Mendoza (Grossmont) Bakersfield, Cal., June 14, 1973.

120-yard high hurdles—13.5—Charles Rich (Los Angeles Southwest) San Diego, Cal., May 22, 1971.

440-yard intermediate hurdles—51.2—Geoffrey Vanderstock (Mt. San Antonio) Walnut, Cal., Apr. 16, 1966.

3000-meter steeplechase—8:57.8—Dick Krenzer (L. A. Valley) Compton, Cal., May 31, 1963.

High Jump—7-1 $\frac{1}{2}$ —Ed Caruthers (Santa Ana) Norwalk, Cal., Apr. 15, 1965; Ray Lisby (Mesa CC, Ariz.), 1971.

Long jump—26-2 $\frac{3}{4}$ —Henry Hines (Sacramento CC) Fresno, Cal., May 10, 1969.

Triple jump—52-4 $\frac{1}{2}$ —Clarence Taylor (Forest Park) Bakersfield, Cal., June 14, 1973.

Pole vault—17- $\frac{1}{4}$ —Ralph Haynie (Central Ariz.) San Jacinto, Tex., May 24, 1974.

Shot put—62-10—Ron Semkiw (Mesa, Ariz.) San Jacinto, Tex., May 24, 1974.

Discus—187-5—Les Mills (Foothill Col.) Modesto, Calif., May 18, 1963.

Javelin—273-0—Mark Murro (Mesa Comm. Col.) Garden City, Kan., Apr. 9, 1968.

Hammer throw—187-11—Casey Ballway (Fullerton) Fresno, Cal., May 12, 1973.

440-yard relay—40.4—Merritt (Norbert Payton, Henry Stuckey, Larry Glenn, Warren Edmonson) Modesto, Cal., May 24, 1969; Mesa, Ariz. (Woods, McCollum, Fletcher, Walker) San Jacinto, Tex., May 24, 1974.

880-yard relay—1:24.1—Merritt (Norbert Payton, Henry Stuckey, Larry Glenn, Warren Edmonson) Cupertino, Cal., Apr. 26, 1969.

One-mile relay—3:08.2—Merritt (Larry Glenn, Henry Stuckey, Warren Edmonson, Lamont Jackson) Cupertino, Cal., Apr. 26, 1969.

Two-mile relay—7:29.3—L.A. Pierce (Biff Newman, Terry Tubbs, Paul Myers, Robert Hansen) Fresno, Cal., May 13, 1967.

Four-mile relay—17:00.2—Allegheny CC, Pa. (Chuck Schmiedlin, John Jennings, Paul Stemmer, Pat Rexroat) University Park, Pa., Apr. 13, 1974.

Sprint medley relay—3:19.7—Essex County (Lawrence Brown, Alfred Daley, Horace Tuit, Ainsley Armstrong) Gainesville, Fla., Mar. 30, 1973.

Distance medley relay—9:51.0—L.A. Valley Col. (David Sanchez, Mark Kennedy, John Loomis, David Babiracki) Fresno, Cal., May 13, 1972.

480-yard shuttle hurdle relay (low, high, low, high)—53.7—Mt. San Antonio (Bob Seagren, Geoffrey Vanderstock, Bruce Johnson, Don Shy) Walnut, Calif., Apr. 23, 1965.

480-yard high hurdle shuttle relay—59.1—Fullerton Col. (Jeff Schrecengost, John Stroot, Bryan Poland, Warm Kinsman) Bakersfield, Cal., Apr. 22, 1972.

HIGH SCHOOL SECTION

1974 High School Honor Roll

Compiled by WILLIAM W. RUSSELL
Commissioner, California Interscholastic Federation

Performances made by eligible high school athletes whose schools are members of their State High School Athletic Association; performances made in interscholastic competition at a meeting involving five or more schools; winning performances in races without wind assistance.

100-YARD DASH

Name, School	Best Mark
Edmond, Ball, Galveston, Tex.	9.3
Smith, Uniondale, N.Y.	9.3
Chambers, Neptune, N.J.	9.4
Farmer, Wilson, San Francisco, Cal.	9.4
Harris, Northside, Memphis, Tenn.	9.4
Jefferson, Crawford, San Diego	9.4
Andrews, West, Bakersfield, Cal.	9.5
Simmons, Carson, Los Angeles, Cal.	9.5
Suggs, Tarboro, N.C.	9.5

220-YARD DASH

Smith, Uniondale, N.Y.	20.6
Hampton, Silver Creek, San Jose	20.9
Price, Estacado, Lubbock, Tex.	21.0
Suggs, Tarboro, N.C.	21.0
Simmons, Carson, Los Angeles, Cal.	21.1
G. Burl, Manual, Denver, Colo.	21.2

440-YARD DASH

G. Burl, Manual, Denver, Colo.	47.0
Collins, Burlston, Tex.	47.0
Lawrence, Indian River, Va.	47.0
Cork, Hamline, Tex.	47.3
Tinner, Lincoln, Tacoma, Wash.	47.3
Crenshaw, Roosevelt, Dallas, Tex.	47.5
Shears, Muir, Pasadena, Cal.	47.6
Connors, Rancho Cordova, Cal.	47.7
Brown, Lufkin, Tex.	47.8
Cazenave, Sacramento, Cal.	47.9

880-YARD RUN

Belger, Mepham, Bellmore, N.Y.	1:50.8
Musich, Burbank, Cal.	1:51.0
Crenshaw, R'velt, Dallas, Tex.	1:51.9
Kern, Lane Tech, Chicago, Ill.	1:52.0
Lloy, Huntington Beach, Cal.	1:52.2
Wolman, Fairfax, L. A., Cal.	1:52.3
Cagle, Novato, Cal.	1:52.5
McCall, Lincoln, Dallas, Tex.	1:52.8
F. Burl, Manual, Denver, Colo.	1:52.9

880-YARD RUN cont.

Name, School	Best Mark
Carter, Malabar, Mansfield, O.	1:52.9
Miranda, W. Tech, Cleveland, O.	1:52.9
Pajsic, St. Joseph, Cleveland, O.	1:52.9

MILE RUN

Kimball, DeLaSalle, Concord, Ca.	4:06.6
King, St. Pius X., Atlanta, Ga.	4:06.9
Clifford, Fullerton, Cal.	4:07.1
Lacy, McFarland, Wis.	4:07.6
Hagen, Suffern, N.Y.	4:07.8
Jones, Ashbrook, Gastonia, N.C.	4:09.8
Peterson, Wheaton, Md.	4:10.0
Dye, Broadrun, Ashburn, Va.	4:10.4
Colley, San Bernardino, Cal.	4:10.8
Hurst, Silverton, Ore.	4:11.0

TWO-MILE RUN

Kimball, DeLaSalle, Concord, Cal.	8:46.5
Hulst, Laguna Beach, Cal.	8:54.0
King, St. Pius X., Atlanta, Ga.	8:55.9
Lacy, McFarland, Wis.	8:56.6
Eiken, Central, Davenport, Ia.	8:58.8
Chapa, Hammond, Ind.	8:59.4
Watts, Edison, Alexandria, Va.	8:59.6
Fulton, Benson, Portland, Ore.	9:00.2
Davey, Rice, Birmingham, Mich.	9:00.4
Cendejas, Buena Park, Cal.	9:00.6

120-YARD HIGH HURDLES

Harris, Indio, Cal.	13.6
Hodge, Ursuline, Youngstown, O.	13.6
Bouler, W. Meck., Charlotte, N.C.	13.7
Cooper, Ells, Richmond, Cal.	13.7
Chriss, Medford, Ore.	13.7
Shaw, Muir, Pasadena, Cal.	13.7
Walker, Northeast, Atlanta, Ga.	13.7
Bessing, Hillcrest, Dallas, Tex.	13.8
Graybehl, Walnut Creek, Cal.	13.8
Kirtman, Wilson, San Francisco, Cal.	13.8
Robertson, LaSalle, South Bend, Ind.	13.8

330-YARD INTERMEDIATE HURDLES

Name, School	Best Mark
Bessing, Hillcrest, Dallas, Tex.	35.9
Isaiah, Refugio, Tex.	37.0
Blackwell, Alexandria, Va.	37.2
Graybehl, Walnut Creek, Cal.	37.2
White, Ft. Lauderdale, Fla.	37.2
Adkinson, South, San Antonio, Tex.	37.3
Chriss, Medford, Ore.	37.4
Sweat, Greenville, Tex.	37.4
Johnson, Northwestern, Miami, Fla.	37.6
Holloway, Martin, Co., Stuart, Fla.	37.7

POLE VAULT

Tully, Millikan, Long Beach, Cal.	16-4
Scales, Lawrence, Kan.	16-2
Riley, East, Wichita, Kan.	16- 3/4
Weigel, Englewood, Col.	15-7 1/2
Stokes, Kearsley, Flint, Mich.	15-6 3/4
Hunter, Northrop, Ft. Wayne, Ind.	15-6
Knaub, Lakewood, Cal.	15-6
Rice, U. Arlington, Columbus, O.	15-6
Pintus, Dix Hill, N.Y.	15-4 1/4
Fletcher, Jefferson City, Mo.	15-1 1/2

HIGH JUMP

Herzog, Lansing, Kan.	7- 1 3/4
Wilson, Monte Vista, Danville, Cal.	7- 1 3/4
Hatch, Wilson, San Francisco, Cal.	7- 0
Ridge, Merced, Cal.	7- 0
Walker, Rogers, Newport, R.I.	7- 0
Joy, Technical, Vancouver, B.C.	6-11
Shaw, Jeffersonville, Ind.	6-11
Walker, Rogers, Newport, R.I.	6-11
Barney, Safford, Ariz.	6-10 1/2
Page, Evanston, Ill.	6-10 1/2
Ruebel, Highland, Ind.	6-10 1/2

LONG JUMP

Wills, Pueblo, Tucson, Ariz.	24-7 1/2
Dykes, Hammond, La.	24-7
Perry, Alton, Ill.	24-5 1/4
Lofton, Washington, Fresno, Cal.	24-3 1/2
Johnson, Washington, Fresno, Cal.	24-2 1/2
Williams, Hoover, Fresno, Cal.	24-2 1/2
Brown, Daytona Beach, Fla.	24-2 1/4
Banks, Oceanside, Cal.	24-1 1/2
Jones, Gardena, Cal.	24-1 1/4
Kurz, Santa Clara, Oxnard, Cal.	24-1

TRIPLE JUMP

Banks, Oceanside, Cal.	50-10 1/4
Duvall, Colorado Springs, Cal.	50- 8
Gardner, Charlottesville, Va.	50- 6 1/2
Brown, West, Rome, Ga.	50- 1 1/2
Easley, Fleming, Roanoke, Va.	49-11 3/4
McClendon, Wash'ton, D'ver, Col	49- 8
Hutchings, Macon, Ga.	49- 5 3/4
Bostrom, Greeley, Chappaqua, NY	49- 3 1/2
Williams, Hoover, Fresno, Cal.	48-10
Wheeler, Merced, Cal.	48- 8

SHOT PUT

White, Russellville, Ark.	67-10 1/4
Klotzer, Union, N.J.	64- 5 1/2

SHOT PUT cont.

Name, School	Best Mark
Kurrasch, Santa Ana, Cal.	64- 1 3/4
Brown, Hoover, Fresno, Cal.	62- 5 1/2
Hampton, El Cajon, Cal.	62- 1/4
Woebkenburg, Moeller, Cinc., O.	61- 6
Jetson, Capitol, Baton Rouge, La.	61- 3 1/2
Bersano, Los Gatos, Cal.	61- 2

DISCUS

Klotzer, Union, N.Y.	196- 2
Farmer, Killeen, Tex.	195- 8
Burton, Vacaville, Cal.	193- 0
Columbus, Scotch Plains, N.J.	191- 5
McNaughton, Hoover, Fresno, Cal.	190- 2
Brown, W. Hills, Ft. Worth, Tex.	188-11
Avents, San Antonio, Tex.	186-10
Ward, Patterson, Dayton, O.	185- 1
Moore, Mt. Pl'sant, San Jose, Cal.	184- 2
Dorsey, S., Shawnee Mission, Kan.	181- 7
Genther, Brecksville, O.	181- 7

JAVELIN

Olsen, Nanaimo, B.C.	234- 5
Lorenzen, E. Vly, Yakima, Wash.	231- 6
Perbeck, Manhattan, Kan.	231- 4
Mikula, Hanover, N.H.	229-11
Morris, Lake Charles, La.	224- 6

440-YARD RELAY

Dunbar HS, Ft. Worth, Tex.	41.2
Wilson HS, San Francisco, Cal.	41.2
Polytechnic HS, Tex.	41.4
Navasota HS, Tex.	41.4
Kennedy HS, Richmond, Cal.	41.4
Muir HS, Pasadena, Cal.	41.5
Carver HS, New Orleans, La.	41.7
Scotlandville HS, Baton Rouge, La.	42.0

880-YARD RELAY

Carver HS, New Orleans, La.	1:27.2
Wilson HS, San Francisco, Cal.	1:27.2
Glenville HS, Cleveland, O.	1:27.7
Mainland HS, Daytona Beach, Fla.	1:27.7
Haines City HS, Fla.	1:27.7
Worthing HS, Houston, Tex.	1:27.8
Opelousas HS, La.	1:27.9

MILE RELAY

Muir HS, Pasadena, Cal.	3:13.8
Roosevelt HS, Dallas, Tex.	3:14.4
Worthing HS, Houston, Tex.	3:14.9
Lufkin HS, Tex.	3:14.9
Lane Tech HS, Chicago, Ill.	3:15.2
Bakersfield HS, Cal.	3:15.8
Glenville HS, Cleveland, O.	3:16.6
De Ridder HS, La.	3:16.8
Scotlandville, Baton Rouge, La.	3:17.1
South HS, Bakersfield, Cal.	3:17.3

SPRINT MEDLEY RELAY

East HS, Edina, Minn.	3:28.7
Sterling HS, Houston, Tex.	3:30.0
Central HS, Davenport, Ia.	3:30.8
Waltrip HS, Houston, Tex.	3:31.9

National High School Records

These are accepted as national records by the Records Committee of the National Federation of State High School Athletic Associations.

- 100-yard dash—9.3s.**
William Gaines (Clearview Regional HS, Mullica Hill, N.J.) Deptford, N.J., 1967.
Carter Suggs (Tarboro HS, N.C.) Raleigh, N.C., 1973.
Gregory Edmond (Ball HS, Austin, Tex.) Austin, Tex., 1974.
- 220-yard dash—20.2s.**
Forrest Beaty (Hoover HS, Glendale, Calif.) Chaffey, Calif., 1961.
- 440-yard dash—45.8s**
Ronald Ray (Ferguson HS, Newport News, Va.) Charlottesville, Va., 1972.
- 880-yard run—1m. 48.8s.**
Richard Joyce (Sierra HS, Whittier, Calif.) Bakersfield, Calif., 1965.
- One-mile run—3m. 58.3s.**
James Ryun (Wichita East HS, Kan.) Wichita, Kan., 1965.
- Two-mile run—8m. 41.5s.**
Steve R. Prefontaine (Marshfield HS, Coos Bay, Ore.) Corvallis, Ore., 1969.
- 120-yard high hurdles—13.5s.**
Richmond Flowers, Jr. (Sidney Lanier HS, Montgomery, Ala.) Mobile, Ala., 1965.
William Tipton (Central HS, Pontiac, Mich.) Saginaw, Mich., 1967.
Randall Lightfoot (Plainview HS, Plainview, Tex.) Austin, Tex., 1971.
- 180-yard low hurdles—18.1s.**
Steve Caminiti (Crespi Carmelite HS, Encino, Calif.), Encino, Calif., 1964.
Donald Castronovo (Oceanside HS, N.Y.), Ithaca, N.Y., 1964.
Earl McCulloch (Polytechnic HS, Long Beach, Calif.), Norwalk, Calif., 1964.
- 330-yard intermediate hurdles—35.9s. . .**
William Blessing (Hillcrest HS, Dallas, Tex.) Dallas, Tex., 1974.
- High jump—7 ft. 1¾ in.**
Mark Wilson (Monte Vista HS, Danville, Cal.) Fresno, Cal., 1974.
- Long jump—25 ft. 9½ in.**
Gerald Hardeeman (Edison HS, Fresno, Cal.) Porterville, Cal., 1972.
- Triple jump—52ft. 6¼in.**
David Tucker (San Joaquin Mem. HS, Fresno, Cal.) Bakersfield, Cal., 1970.
- Pole vault (outdoor)—16ft. 7in.**
Casey Carrigan (Orting HS, Wash.) Bellingham, Wash., 1969.
Robert C. Pullard (Los Angeles HS, Cal.) Los Angeles, Cal., 1969.
- Shot put—72ft. 3¼in.**
Sam Walker (W.W. Samuell HS, Dallas, Tex.) Corpus Christi, Tex., 1968.
- Discus throw—201ft. 3in.**
Christopher James Adams (Los Altos HS, Cal.) Berkeley, Cal., 1970.
- Javelin throw—254 ft. 11 in.**
Russell Francis (Pleasant Hill HS, Pleasant Hill, Ore.) Pleasant Hill, Ore., 1971.
- 440-yard relay—40.2s.**
Lincoln HS, Dallas, Tex. (Delley, G. Pouncy, J. Pouncy, Shaw) Austin, Tex., 1970.
- 880-yard relay—1m. 25.4s. . .**
White Plains HS, N.Y. (Jackson, James, Reed, Hill) Jamaica, N.Y., 1966.
- One-mile relay—3m. 11.8s.**
Memorial HS, Houston, Tex. (Bouche, Bradley, Brents, Morton) Baytown, Tex., 1967.
Killian HS, Miami, Fla. (Anderson, Black, Thompkins, Thompson) Gainesville, Fla., 1969.
- Two-mile relay—7m. 41.9s.**
Proviso West HS, Hillside, Ill. (Mentz, Jakosa, Bowman, Grant), Glen Ellyn, Ill., 1965.
- One-mile sprint medley relay—3m. 23.3s.**
Memorial HS, Houston, Tex. (Corson, Brake, Brents, Morton) Houston, Tex., 1967.

BRIGHAM YOUNG STADIUM
Site of the 1975
National Collegiate Championships

