



*Official* COLLEGIATE  
**TRACK** and **FIELD**  
*Guide*

1976



Mark Enyeart

\$2



**ON THE COVER:** Utah State's Mark Enyeart, who won NCAA 880 titles indoors and outdoors during his junior season. The Vernal, Utah, native was state small school prep champ in the 100- and 220-yard dashes. Aggie coach Ralph Maughan switched Enyeart to the 440, where he responded by shattering the 40-year old Utah State record. Not content with that transformation, Maughan convinced the former sprinter to try the 880 "just once." That "once" gave him a taste of victory in the event, and he's been going that distance ever since. He stunned the track establishment by defeating world 880 recordholder Rick Wohlhuter by two yards in 1:44.87 for the AAU 800-meters.

**PUBLISHED ANNUALLY** by the National Collegiate Athletic Association, John A. Fuzak, Michigan State University Associate Dean and Director, School for Advanced Studies, College of Education, *President*; Stanley J. Marshall, South Dakota State University Director of Health, Physical Education and Recreation and Director of Athletics, *Secretary-Treasurer*; Walter Byers, *Executive Director*.


**EDITORIAL AND SALES OFFICES:** NCAA Publishing Service, P.O. Box 1906, Shawnee Mission, Kan. 66222. (913-384-3220). Ted C. Tow, *Director*; Jonathan Clark, *Assistant Director*; Gene Jacobs, *Assistant Director*; Maxine Alejos, *Circulation Manager*; Wally Renfro, *Production Manager*; Sheila Flanagan, *Publications Editor*.

**NCAA EXECUTIVE AND ADMINISTRATIVE OFFICES:** U. S. Highway 50 and Nall Ave., P.O. Box 1906, Shawnee Mission, Kan. 66222. (913-384-3220). Walter Byers, *Executive Director*; Warren S. Brown, *Assistant Executive Director*; Thomas C. Hansen, *Assistant Executive Director*; Thomas W. Jernstedt, *Assistant Executive Director*; Louis J. Spry, *Controller*; James H. Wilkinson, *Assistant Executive Director*; David Berst, *Executive Assistant*; Dave Cawood, *Director of Public Relations*; Brent Clark, *Enforcement Representative*; Dave R. Daniel, *Editor, NCAA News*; Jim Delany, *Enforcement Representative*; Doug Dunlop, *Enforcement Representative*; Marjorie Fieber, *Business Manager*; William B. Hunt, *Executive Assistant*; Ralph McFillen, *Assistant Director of Events*; Hale McMenamin, *Enforcement Representative*; Jerry Miles, *Director of Events*; Bob Minnix, *Enforcement Representative*; Dennis Poppe, *Assistant Director of Events*; Ron Stratten, *Enforcement Representative*; Fannie Vaughan, *Administrative Assistant*; Shirley Whitacre, *Administrative Assistant*.

**STATISTICS AND SCHEDULES:** NCAA Statistics Service, P.O. Box 1906, Shawnee Mission, Kan. 66222 (913-384-3220). Jack Waters, *Director*; Jim Van Valkenburg, *Associate Director*; Steve Boda, *Research Director*; Greg Mauldin, Jules Winn, Jim Wright, *Research-Compilations*.

**ADDRESS ALL CORRESPONDENCE** to the Editorial and Sales offices, including requests for written permission to reprint any material appearing in this book.





FOLLOWING THE STRAIGHT AND NARROW is a habit of UCLA horizontal jumper Willie Banks. The Bruin freshman managed personal bests of 25-11½ in the long jump and 55-1 in the triple leap, before taking fifth place in the 1975 NCAA long jump.

## School That Mines Most Foreign Gold Is Likely To Win Bicentennial Crown

By GENE CHERRY

Asst. Sports Editor, *The (Raleigh, N.C.) News and Observer*

For a Texan, Ted Banks doesn't brag very much.

Ask the Texas-El Paso coach point blank if his Miners should be the odds-on favorites to win another NCAA track and field championship, and Banks replies, "USC looks awfully tough."

UCLA's Jim Bush has different ideas, though. "If UTEP continues to bring in the foreign athlete, it will win hands down," says the Bruin coach of Banks' squad, defending NCAA indoor and outdoor champion. "Our kids just can't compete against UTEP's older athletes."

Southern Cal's Vern Wolfe was on sabbatical, but top assistant Ken Matsuda leaned toward Texas-El Paso. However, he noted that USC, third last year behind UTEP and UCLA, should be better.

**ALL AGREED THAT TENNESSEE**, which won in '74 but dropped into a tie for sixth last year, will be back in the picture. San Jose State also may be a contender, with Midwest power Kansas again strong.

The hot and humid weather of Philadelphia, site of this year's meet, could work against some schools.


"The team that wins will be the team that's lucky and has lots of depth," said Bush. "The weather is really going to hurt people that double up in the sprints and relays."

Banks was non-committal about this year, but it's easy to see that UCLA and USC are more sprint-oriented than the Miners.

UTEP returns 35 of the 55 points it amassed at the '75 meet.

And that doesn't include 7-4 high jumper Greg Joy, who failed to place in his event at Provo.

*Gene Cherry's initial adventure into track and field reporting involved phoning in the results of his high school's first meet.*



*Today, the assistant sports editor of The News and Observer has only one beat—track and field.*

*The remainder of the year, he's desk-bound, writing headlines and editing copy about various other sports.*

*Cherry classifies the development of Tony Waldrop into the world indoor mile record holder his most memorable experience, and a triple jump by basket-*

*ball star David Thompson as perhaps the most unique performance he's witnessed.*

NCAA steeplechase winner James Munyala is back, along with two of the meet's runners-up—shot putter Hans Almstrom and triple jumper Arnold Grimes.

**MILERS** Wilson Waigwa and Frank Munene, Kip Sirma in the six-mile and hammer thrower Emmitt Berry return.

Top recruits include Nigerian jumper Jonathan Laniyan, prep pole vaulter Tim Vahlstrom and Kenyan Johnson Kariuki.

Southern Cal returns



30½ of 37 NCAA points. Only scoring loss was long jumper Randy Williams, also a member of the winning 440 relay team (39.09).

James Gilkes (9.3, 20.4), who anchored the relay winner, may double in the 100 and 200 at Philadelphia, weather permitting.

Other pointmakers back for the Trojans include quarter-miler Ken Randle, triple jumper Tom Cochee, high hurdler Mike Johnson, long jumper Gerald Hardeman and discus thrower Darrell Elder.

Newcomers include half-miler Danny Aldridge, high jumper Tim Walker, sprinter-jumper Joel Andrews and quarter-miler John Ware.

Pole vaulter Russ Rogers (17-11½) returns to test the collegiate field. Youthful UCLA could be stronger "if new members of our squad adjust and we suffer no serious injuries," says Bush. The Bruins welcome back just 10½ of the 42 points they collected as '75 runners-up.

**BACK ARE HIGH HURDLES RUNNER-UP** James Owens (13.6 PR), jumper Willie Banks (25-11½, 55-1¾) and half the 440 relay team.

Pole vaulters Mike Tully (17-10) and Tim Curran, long jumper Jerry Herndon, high jumper Jay Meisler (7-2), discus thrower Rich Gunther and shot putter Jim Niedhart also return.

The newcomers include three California JC winners—intermediate hurdler Grant Niederhaus, half-miler Jeff Haynes (1:49.2) and shot putter John Nomis. Two California high school champs—shot putter Dave Kurrasch and half-miler Conrad Suhr—are other new Bruins.

To begin the climb toward higher ground again, Tennessee coach Stan Huntsman has a flock of returnees and super prep Ronnie Harris.

Reggie Jones, the outstanding athlete in the '74 meet, has the speed to be No. 1 in both the 100, which he won in '74, and the 200.

**THE VOL'S 440 RELAY TEAM** (39.4) returns intact, including Jones and Jon Young. They join steeplechaser Ron Addison (8:36.8) and discus thrower Paul McMahan, who finished fourth at Provo.

Then there are javelinist Phil Olsen, high jumper Mark Branch, Juniors triple jump winner Paul Jordan, discus thrower Scott Genter, half-miler Thom Garrison and distance runner Pat Davey.

They'll be aided by Harris, the prep quarter-mile leader at 46.4. Awesome is what West Coast coaches label San Jose State recruit Dedy Cooper, who joins newcomers Don Livers and Marcus Gordien on a team that already boasts Ron Livers, Mark Schilling and Ron Whitaker.

Ron won the triple jump at Provo and has muscled his 5-9 frame over the high jump bar at 7-4¼. Fast-closing Schilling placed second in the NCAA mile, and Whitaker took fourth in the 220.

**DON LIVERS WON THE CALIFORNIA JC** 220 (20.9) and ran a 9.4 100. Gordien led JC discus throwers with a 187-0 toss.

All Cooper did at the California prep meet was anchor both winning relays, win the 330 low hurdles and place second in the highs.

And if the name Feuerbach shows up in the San Jose sums, don't panic; it's Al's brother, Bob, who's joined the Spartans.

Kansas lost several outstanding performers but has a strong nucleus with the NCAA second-place mile relay team and the 440 squad back.

So are intermediate hurdler Nolan Cromwell, high jumper Keith Guinn (7-4), steeplechaser Bill Lundberg and javelinist Roger Hammond.

National JC cross country champ John Roscoe, half-miler Tom "Tuna" McCall and hurdler Anthony Coleman are the top recruits.

A region-by-region look at top talent in the nation follows:

**PACIFIC COAST**—Dwight Stones back on the collegiate scene? It happens this year at Long Beach State.

The world record holder in the high jump joins pole vaulter Don Baird, quarter-miler Albert Shorts and distance runner Tomas Rodriguez.

New 49ers include California JC pole vault champ Jim Knaub, sprinters Greg County and Ricki Jackson and prep high hurdler Johnny Peterson.

Oregon finds itself again strong in the distances and improved elsewhere. The Ducks welcome back decathlete Craig Brigham, steeplechaser Gary Barger, and Dave Voorhees to toss the discus.

Distance men are Terry Williams and Dave Taylor. Tireless Kenyan John Ngeno of Washington State is back to defend his three- and six-mile titles. The '75 double gave the meet's outstanding performer a total of five NCAA crowns in three years.

**OTHER COUGARS TO WATCH INCLUDE** sprinter Gary Minor, hurdler Kip Ngeno and Pac-8 hammer champ Marl Murray.

Sprinter Pablo Franco and javelin thrower Rod Ewaliko (265-4) lead Washington, which signed hurler Robert Gaines and spearman Tom Sinclair.

Steeplechaser Lucas Oloo, high jumper Mark Wilson, long jumper John Okoro and distance runners Rich Kimball and Randy Brown pace Oregon State. California looks to sprinter Wesley Walker, half-miler James Robinson and discus thrower Scott Overton.

Hawaii has a top shot putter in Terry Albritton (68-1), and distance runner Domingo Tibaduiza returns for Nevada-Reno.

**ROCKIES**—Of all the runners in the Rockies last year, the most impressive had to be Utah State's Mark Eneyart. Unable to excel as a sprinter, Eneyart (1:45.6) came on to grab NCAA half-mile titles both indoors and out and defeated Rick Wohlhuter in the AAU 800. He's back.

**FOR THOSE WHO LIKE SHORTER RACES**, Herman Frazier—second in the NCAA 440—returns at Arizona State as does the 440 relay team.

Brigham Young features decathlete Christer Lythell, half-miler Alan Schultz and javelin throwers Richard George and Bengt Gustafsson.

Veterans at Arizona include Wardell Gilbreath (9.4, 20.6), distance man Ed Mendoza, quarter-miler Tony Lawson and javelinist Steve Held.

Off NCAA probation, the Wildcats recruited heavily. The catch includes Golden West 440 winner Bill Hunt, California JC mile champ Terry Cotton and Golden West three-mile titlist David Shoots.

New Mexico returns steeplechaser Jay Miller, distance runner Lionel Ortega and long jumper Skip Peterson. Colorado State will count on newcomers to go with distance runner Bobby Grubbs.

**SOUTHWEST**—NCAA discus winner Jim McGoldrick gives Texas muscle in the Southwest Conference. The Longhorns also return shot putter Dana LeDuc, vaulter David Shepherd and sprinter Overton Spence.

**HURDLER BILL BLESSING AND MILER** Reed Fischer are healthy again, but Texas must rebuild its 440 and mile relay teams.

Baylor features quarter-milers Mark Collins (46.1) and Tim Son. Texas Christian signed JC sprinters Jerry Thomas and Keith Davidson and quarter-miler Curtis Linson. Texas A&M landed South African half-miler Tony Wheeler and discus thrower Steve Stewart.

Half-miler Niall O'Shaughnessy (1:47.5) is back at Arkansas, and Rice returns three-miler Jeff Wells.

Collegiate pole vault record holder and defending champion Earl Bell (18-1) highlights an Arkansas State squad that includes fourth-place 100



finisher Ed Preston (9.4) and long jumper William Tate.

Texas Southern recruited one of the finest prep intermediate hurdlers of all time, Charles Whigham (9.2w, 13.5, 36.2, 52.1).

**MISSOURI VALLEY**—On top of the highway exit sign to the University of Kansas proudly struts a large Jayhawk with a bunch of little ones in tow. Those little ones could easily be the other Big Eight track and field teams. That's how powerful the Jayhawks are!

Kansas State is paced by milers Jeff Schemmel and Keith Palmer. Additional aid comes from middle distance runners Tim Davis and Steve Matlock and long jumper Kevin Sloan—all freshmen.

Colorado returns triple jumper Don Duvall and high hurdler Derek Ligon. The return of high jumper Bill Jankunis (7-4) was uncertain.

**GRADUATION HURT OKLAHOMA**, which signed prep triple jumper Kenny Bell. Missouri welcomes back discus thrower Ben Plucknett, while Nebraska boasts javelin thrower Scott Sorchik. New Huskers are sprinter Ronald Heagland and high jumper Doug Phelps.

In the Missouri Valley, Southern Illinois has Juniors pole vault king Gary Hunter, while Drake returns high hurdler Greg Rumble.

Wichita State features steeplechaser Bob Christensen.

**MIDWEST**—The Big Ten race shouldn't be as close as '75.

Illinois kept super jumper Charlton Ehizuelen, the NCAA long jump champ, and standout distance runner Craig Virgin. The Illini signed high jumper Rudy Reavis and JC mile champ Jeff Jirele.

Big Ten hurdles champ Phil Stapp headlines those left at Indiana. Sigeens include sprinters William Copeland and Kevin Holloway.

Half-miler Mark Sang, vaulter Kim Scott and Juniors 1500 winner Steve Lacy spark Wisconsin, which signed prep shot putter Jeff Braun.

**MICHIGAN STATE HAS INTERMEDIATE** hurdlers Howard Neely and Tim Klein. Michigan is improving, having signed Steve Elliott and sprinter Harlan Huckelby to go with distance men Greg Meyer and Mike McGuire.

High jumper Bill Knoedel (7-3) returns at Iowa, while Purdue veterans include long jumper Harold Vaughn and high jumper Noel Ruebel.

Eastern Michigan looks to distance runner Dave Smith, sprinter-long jumper Clarence Chapman and freshman half-miler Jerry Wojtala.

**SOUTH**—No Southeastern Conference team should catch Tennessee. Transfer Wesley Maiyo and redshirt Harold Tuitt give improving Florida new talent in the half-mile. The two, with redshirt Wimpy Alexander and returnees Noel Gray and Mitchell Goings, should make the Gators a mile relay contender.

Hurdles are Louisiana State's thing, with NCAA high hurdles champ Larry Shipp (13.4) and contender Allen Misher (13.5) joining SEC intermediates winner Carey Schimpf (50.6) for another season.

**RECRUITS INCLUDE HIGH JUMPER** Greg Lambdin and shot putter Bob Mattia. Speedy Willie Smith heads an Auburn squad that added sprinter Harvey Glance, JC decathlon champ John Cecil and shot putter Robert Will.

Alabama returns NCAA javelin runner-up Ed Williams (257-2), pole vaulter Grant Glackman and intermediate hurdler Reggie Phillips.

Georgia has James Barrineau (7-3¼). Mississippi State features quarter-miler Evis Jennings and jumper Seigha Porbeni (25-10½, 53-1).

Independent Florida State signed prep phenom Mike Roberson (9.2, 20.6, 13.2) and three JC standouts to assist pole vaulter Phares Rolle and sprinter Jesse Forbes.

West German quarter-miler Bernd Herrmann, steeplechasers Tony Staynings and Dave Long and distance runner Chris Ridler attract national attention for Western Kentucky of the Ohio Valley Conference.

Decathlete Al Hamlin, long jumper John Davenport and several new faces, including Juniors high hurdles champ Greg Robertson, quarter-miler Joe Morris and discus thrower Scott Hersh pace Maryland, the Atlantic Coast Conference leader.

North Carolina State, with shot putter Bob Medlin and Juniors 1500 runner-up Paul Buttermark, and Clemson, which returns Juniors javelin winner Stewart Ralph, should be stronger.

Duke welcomes back distance runner Robbie Perkins, while North Carolina features Juniors 5000 champ Ralph King.

**QUARTER-MILER RONNIE RAY HIGHLIGHTS** North Carolina Central's reduced program. Northeast Louisiana landed prep intermediate hurdler John Floyd, while Memphis State returns Paul Bannon for the six-mile.

High jumper Alphonso Irving and distance runner Mac Collins provide the nucleus for William & Mary, which signed miler Mike Ellington.

**EAST**—Classy miler Eamonn Coghlan heads the returnees at Villanova. Mark Belger and Ed Takacs give the Wildcats strength in the half-mile.

Knut Hjeltnes (64¼ SP, 191-7 DT), intermediate hurdler Mike Shine and six-miler Paul Stemmer highlight Penn State's squad.

Penn, host for this year's NCAA meet, can count on possible points from Howie Schwab, a three-time all-America in the intermediates. High jumper Ben Fields and triple jumper Anthony Wade lead Seton Hall.

Top returning half-milers in the region are Bucknell's Tom McLean and Boston College's Keith Francis, the defending indoor 1000-yard champion.

**THE EAST, ALWAYS A FACTOR** in the hammer throw, offers Northeastern's William Johnston (197-10) and Brown's Phil Bartlett (195-8).

Dartmouth's mile relay team returns intact, joining javelin thrower Rusty Gapsinski and fellow tosser Skip Cummins, the IC4A champ.

Juniors runner-up Richard Massey is the best of the quarter-milers at Howard; Army welcomes back all-America distance runner Dennis Trujillo, and Harvard returns high jumper Mel Embree (7-2¼).

**DIVISIONS II and III**—Defending Division II champion Northridge State has several top performers back, including 7-2 high jumper Clarence Frazier and triple jumper Allen Goodlow.

Cal Poly SLO, third in '75, can count on Clancy Edwards (9.3, 20.7 PRs), while fifth-place Irvine recruited prep mile star Ralph Serna to go with 1975 mile winner Steve Scott.

Hayward State (No. 7) returns two-time hammer king Greg Blankenship (184-3) and high jump champ Dave Haber.

**LOSSES CUT DEEPLY INTO RUNNER-UP** Southeastern Louisiana's chances. Sprinter Ralph Smith, hurdler Gregg Lawrence and long jumper Donald Dykes do return.

Standout intermediate hurdler Randolph Williams (50.8) sparks Kentucky State, while 440 champ Kevin Price returns at Adelphi.

All but two members of Southern U.'s Division III championship team are back. Joe Franklin is one of the returnees, and he merely won the 100 and 220 and anchored the winning 440 relay team last year.

Two-time 880 winner Barry King leads Ashland's returning pointmakers. Long jumper Milt Snodgrass, sprinter Clint Alguire and quarter-milers Dave Ludwig and Willie Jofferion pace Mount Union.





**STEP BY STEP**—Though Brigham Young's Alan Schultz seems to be matching the pace of Utah State runner Mark Enyeart, the converted Aggie sprinter outdistanced the 880 field to add the outdoor title to the NCAA indoor mark he won in '75.

## NATIONAL COLLEGIATE CHAMPIONSHIPS

# Miners Are Winners Despite Foreign Rumbling And False Start Grumbling

By **JOE WATTS**

*Sports Editor, Provo Daily Herald*

The University of Texas at El Paso, winner of the NCAA Indoor Track Championship, duplicated the feat outdoors by winning the 54th annual NCAA Track and Field Championships held at Brigham Young University, and thus became only the third school in history to win both track titles in the same school season.

The Miners won only two first places—in the shot put with a record-setting 70-foot effort by Hans Hoglund and in the steeplechase by untiring James Munyala—but had enough depth to compile 55 points and win the title with plenty of room to spare.

UCLA finished in second place with 42 points, 13 behind the Miners, and Southern Cal, the school most often mentioned as the pre-meet favorite, finished third with 37 points.

**THE MINERS CAPTURED THE TITLE** despite falling short of peak efficiency. While they didn't bemoan two firsts, three seconds and a third, the Miners had the talent to score another dozen or so points.

UTEP suffered two unexpected setbacks in Friday night's competition.

First, NCAA indoor high jump champion Greg Joy stumbled on his last attempt to qualify at 6-11, fell beneath the bar and was dropped from the competition when the judges ruled that his fall was an attempt.

Moments later, UTEP's Peter Farmer, considered the most likely first-place winner in the entire meet, was upset in the hammer throw by Boris Djerassi of Northeastern.

At that point, it looked like UTEP's title hopes were on the ropes.

However, left-handed Swede Hans Hoglund, just one of a number of

foreign athletes on the Miners' squad, inspired his team with an NCAA meet record toss of 70-feet in the shot put.

**ANOTHER** UTEP shot putter, Hans Alstrom, finished second, and from there the Miners moved quickly to the front of the pack and never trailed the rest of the way.

They didn't score any points in the final eight events, but UCLA and USC were unable to catch the Miners.

Ted Banks, the jubilant

Since Joe Watts' first assignment at the Daily Herald was covering the 1967 NCAA Track and Field Championships at Provo, his coverage of the same meet in '75 brought an eight-year stay as sports editor full cycle.



The Daily Herald featured the latest meet in a special 72-page tabloid.

Watts also logged three years' experience as sports editor of the Logan Herald Journal.

A graduate of Utah State, the basketball letterman once played in the Far West Regionals.

Before devoting his efforts to the typewriter, Watts coached three junior high seasons.



coach of the championship team, said, "Yes, we didn't score as many points as we hoped we would, but other teams fell down on our projected performances for them. It's pretty hard for everyone to perform at peak strength at the same time."

Banks, in his second year at UTEP, was happy with the triumph and said, "It's especially nice to have both major titles (indoor and outdoor) in the same year."

Triple jumper Arnold Grimes joined Farmer and Alstrom to complete UTEP's trio of second-place finishers.

**POLE VAULTER LARRY JESSEE**, the indoor champion, finished fifth; Kip Sirma finished fifth in the six-mile, and Emmitt Berry finished sixth in the shot put to round out the scoring for the champions.

The meet's outstanding performer was Washington State's John Ngeno, the only double winner. He won the six- and three-mile, setting stadium records for both events. His three-mile time was 13:33.12, while he clocked 28:20.66 to defend his six-mile title.

Major thrills for the 16,000 fans assembled at Saturday night's finals were the record vaults by Earl Bell of Arkansas State and Dan Ripley of San Jose State. Each vaulted 18-1 to establish a new collegiate and NCAA meet record.

Because Bell made it on his second effort while Ripley cleared it on his third attempt, both will be regarded as co-record holders; but Bell is the champion on the strength of fewer misses. Ripley returned home as a record-setting runner-up.

**IN ALL, THERE WERE FOUR MEET RECORDS** fashioned at Provo. In addition to the pole vault and shot put marks, Illinois' Charlton Ehizuelen got off a sensational 26-11 long jump to establish a record, and BYU's Raimo Pihl set a meet mark with 8,079 decathlon points.

Though Ehizuelen failed to qualify for defense of his triple jump crown, he more than made up for it with his record leap in the long jump. He broke the old record of 26-9¼ set by Arizona's Gayle Hopkins in 1964.

In addition to the meet records, 11 stadium marks were set.

Host school BYU got off to a great start in the competition as the Cougars scored 19 points in the decathlon. Cougar athletes finished first, third, fifth and sixth in the opening event.

That helped bring out one of the largest crowds ever for an NCAA meet, but the large contingent of friendly fans didn't seem to help Brigham Young performers. They scored only two and a half points during the rest of the competition.

**PHIL'S RESULTS IN THE DECATHLON** were record setting in several ways. His first-night total of 4,186 points was a meet record, as were his second-night tally of 3,897, and his overall score of 8,079.

In addition, he set a decathlon shot put record with a toss of 52-7½ and a javelin mark with a throw of 238½.

An unusual situation developed in the discus event as Jim McGoldrick of Texas won top honors with his second-best throw.

Marshall Smith of Colorado State equalled McGoldrick's best toss of 190-1. Because the measurements for both throws were exactly even, the championship was decided by reverting to each man's second-longest heave—McGoldrick's was 189-11 and Smith's effort was 186-10.

The mile run was billed as the premier event of the meet, with three runners in the pre-race spotlight—UTEP's Wilson Waigwa, Villanova's

Eamonn Coghlan and BYU's Paul Cummings.

All three had been under the four-minute barrier several times and, since a four-minute mile had never been run in Utah, the local fans were anxious to see the feat accomplished at high elevation.


Coghlan was the winner but just missed making the magic mark for the Utah fans, clocking a 4:00.06.

Mark Schilling of San Jose State, who received very little pre-race mention, ran a brilliant race to finish second at 4:00.37, and UTEP's Wilson Waigwa finished third. Cummings, who ran 4:00.2 in the trials, burned out early and finished in seventh place.

Reggie Jones of Tennessee, the defending 100-yard dash champion, finished third in the short sprint but came on strong to win the 220.

Hasley Crawford of Eastern Michigan won the 100, edging Clifford Outlin of Auburn and Jones with a 9.35 time.

Ehizuelen won the long jump on his last leap, leaving Danny Seay of Kansas in second with 26-7¾. USC's Olympic gold medalist Randy Williams finished fourth with 25-11.



**ROUND AND ROUND HE GOES . . .** and where the hammer lands the tape measure shows. Northeast's Boris Djerrassi displays the throwing technique that produced a national championship toss of 225-8 in the hammer event at Provo.



Keith Goldie of Long Beach State won the javelin with a best effort of 250-2, besting Alabama's Ed Williams who had a mark of 246-3. Washington's Rod Ewaliko took third at 246-2, and Tennessee's Dany Martin was next with 246-0.

Larry Shipp of Louisiana State won the high hurdles in 13.91. Last year he finished second behind Charles Foster of North Carolina Central, but this year Foster slipped to third.

Munyala won the steeplechase by 75 yards over his nearest foe and in stadium-record time with an 8:46.93 clocking. Tennessee's Ron Addison, 774 runner-up, tried to make it four steeplechase titles in a row for the Vols, but he finished seventh.

The highlight of Southern Cal's performance was the posting of a 39.01 in the 440 relay, the fastest time clocked since the Trojans set the world record of 38.6 in 1967 on the BYU track.

The swift Troian foursome consisted of Randy Williams, Mike Simmons, Ken Randle and James Gilkes.

UCLA, like USC, managed only one first-place finished. Benny Brown was UCLA's winner, running 45.34 in the 440-yard dash.

Craig Caudill of Indiana won the intermediate hurdles in 50.44, and Warren Shanklin of Northeast Louisiana won the high jump at 7-1.

Utah State's Mark Enyeart won the 880 in 1:47.01. The former sprinter also won the 880 indoor title.

Washington, with Keith Timmer, Jerry Belur, Pablo Franco and Billy Hicks, won the mile relay with a time of 3:05.10.

#### TEAM SCORES

UTex. El Paso . . . . .	55	California (Cal) . . . . .	10	Seton Hall (SH) . . . . .	4
UCLA . . . . .	42	NE Louisiana (NEL) . . . . .	10	Boston Col. (BC) . . . . .	4
Southern Cal (SCal) . . . . .	37	Utah State (US) . . . . .	10	Maryland (Mar) . . . . .	4
San Jose State (SJS) . . . . .	32	Northeastern (Northe) . . . . .	10	Holy Cross (HC) . . . . .	4
Kansas (Ka) . . . . .	27	Eastern Mich. (EM) . . . . .	10	Kansas St. (KaS) . . . . .	4
Tennessee (Ten) . . . . .	24	Baylor (Ba) . . . . .	8 <sup>1/2</sup>	Memphis State (MeS) . . . . .	4
Oregon (Or) . . . . .	24	Alabama (Al) . . . . .	8	Rice (R) . . . . .	4
Brighton Young (BY) . . . . .	21 <sup>1/2</sup>	Wichita St. (WiS) . . . . .	8	Cornell (Cor) . . . . .	3
Washington St. (WasS) . . . . .	20	Occidental (Oc) . . . . .	8	Texas A&M (TAM) . . . . .	2
Washington (Was) . . . . .	17	Oklahoma (Ok) . . . . .	8	Army (Ar) . . . . .	2
Illinois (Il) . . . . .	16	Auburn (Au) . . . . .	8	Howard (Ho) . . . . .	1
Arizona St. (AriS) . . . . .	15	Colorado St. (CoS) . . . . .	8	Michigan St. (MS) . . . . .	1
Long Beach St. (LB) . . . . .	15	Connecticut (Con) . . . . .	6	E. Tennessee St. (ET) . . . . .	1
Indiana (In) . . . . .	14	Austin Peay (AuP) . . . . .	6	Arizona (Ar) . . . . .	1
Arkansas St. (AriS) . . . . .	14	N.C. Central (NCC) . . . . .	6	Idaho St. (IdS) . . . . .	1
UN Reno (UNR) . . . . .	14	Tex. Southern (TexS) . . . . .	6	Dartmouth (Dar) . . . . .	1
Texas (Tx) . . . . .	12	Bucknell (Bu) . . . . .	6	Wisconsin (Wis) . . . . .	1
Villanova (V) . . . . .	12	Oregon St. (OrS) . . . . .	4 <sup>1/4</sup>	Weber State (WeS) . . . . .	1/2
Penn State (PnS) . . . . .	11	Rutgers (Rut) . . . . .	4	Harvard (Ha) . . . . .	1/4
Western Ky. (WK) . . . . .	11	TCU . . . . .	4	Georgia (Ga) . . . . .	1/4
LSU . . . . .	10	Pennsylvania (Pe) . . . . .	4		

Also competed—American U. (Am), Arkansas (Ark), Brockport St. (BrS), Brown (Br), Cal Poly (CP), Colorado (Col), Florida St. (FlaS), Fresno St. (FrS), Kentucky (Ky), Kentucky St. (Kys), Lincoln (Li), Massachusetts (Mas), Minnesota (Min), Missouri (Mo), Mt. St. Mary's (MSM), Nebraska (Ne), New Mexico (NM), Northern Arizona (NAri), N.C. State (NCS), Ohio State (OhS), Pittsburgh (Pi), SMU, South Carolina (SCar), Stanford (St), Virginia (Va).

#### 100-YARD DASH

FINAL—1. Crawford (EM) 9.35, 2. Outlin (Au) 9.41, 3. Jones (Ten) 9.44, 4. Preston (ArkS) 9.48, 5. Wiley (Ka) 9.57, 6. Dill (MS); also competed—Wells (AriS) 9.68, Forbes (FlaS) 9.70, Collins (TCU) 9.77.

#### 220-YARD DASH

FINAL—1. Jones (Ten) 20.60, 2. Gilkes (SCal) 20.67, 3. Edwards (CP) 20.73, 4. Whitaker (SJS) 20.98, 5. Brodhead (TAM) 21.04, 6. Brown (Ari) 21.08; also competed—Bracy (OK) 22.31, Joseph (SH) did not finish, Preston (ArkS) did not finish.

#### 440-YARD DASH

FINAL—1. Brown (UCLA) 24.34, 2. Frazier (AriS) 45.59, 3. Taylor (TexS) 45.92, 4. Randle (SCal) 45.94, 5. Sands (PnS) 46.59, 6. Hicks (Was) 46.61; also competed—Shorts (LB) 46.71, Solomon (NM) no time, Farmer (Pi) 49.56.

#### 880-YARD RUN

FINAL—1. Enyeart (US) 1:47.01, 2. Veltkamp (Ok) 1:47.66, 3. McLean (Bu) 1:47.93, 4. Francis (BC) 1:48.43, 5. Schappert (V) 1:48.55, 6. tie Dean (WeS) 1:48.87 and Schultz (BY) 1:48.87; also competed—Belger (V) 1:50.9, Robinson (Cal) 1:55.9.

#### MILE RUN

FINAL—1. Coghlan (V) 4:00.06, 2. Schilling (SJS) 4:00.37, 3. Waigwa (UTEP) 4:01.23, 4. Heidenreich (In) 4:02.24, 5. Speirs (Rut) 4:04.39, 6. Jones (IdS) 4:05.34; also competed—Cummings (BY) 4:07.8, Munene (UTEP) 4:11.6, Schemmel (KaS) 4:13.7, Kane (V) 4:25.0, Daggatt (Or) 4:32.6, Feig (Or) did not finish.

#### THREE-MILE RUN

FINAL—1. Ngeno, (WasS) 13:22.73, 2. Geis (Or) 13:36.76, 3. Tibaduiza (UNR) 13:37.54, 4. Wells (R) 13:39.52, 5. Trujillo (Ar) 13:42.15, 6. Rose (WK) 13:46.50; also competed—Ridler (WK) 13:46.8, Taylor (R) 13:55.6, Kimeto (WasS) 13:59.6, Reinke (In) 14:03.8, McCarey (V) 14:14.2, Fleming (Wis) 14:17.8, Brown (OrS) 14:47.8, Melancon (Ark) did not finish.

#### SIX-MILE RUN

FINAL—1. Ngeno (WasS) 28:20.66, 2. Tibaduiza (UNR) 28:23.45, 3. Virgin (Il) 28:25.36, 4. Bannon (MS) 28:31.18, 5. Sirma (UTEP) 28:37.32, 6. Cusack (ET) 29:03.67; also competed—Wallace (UTEP) 29:17.42, Grubbs (CoS) 29:20.0, Ortega (NM) 29:20.8, Brown (UTEP) 29:23.0, Smith (EM) 29:23.6, Rodrigues (LB) 29:27.8, Sandoval (St) 29:39.2, Thomas (Mas) 29:48.4, Cohen (Am) 29:57.8.

#### 120-YARD HIGH HURDLES

FINAL—1. Shipp (LSU) 13.91, 2. Owens (UCLA) 14.00, 3. Foster (NCC) 14.08, 4. Roland (KaS) 14.21, Jackson (UCLA) 14.23, 6. Johnson (SCal) 14.34; also competed—Larry (Li) 14.47, Turner (LB) 14.50, Ngeno (WasS) disqualified.

#### 440-YARD HURDLES

FINAL—1. Caudill (In) 50.44, 2. Taylor (Oc) 51.00, 3. Williams (Kys) 51.04, 4. Schwab (Pe) 51.13, 5. Gailey (Ba) 51.16, 6. Shine (PnS) 51.25; also competed—Andrews (SCal) 51.51, Cromwell (Ka) no time, Walker (AriS) 54.5.

#### 3000-METER STEEPLECHASE

FINAL—1. Munyala (UTEP) 8:47.93, 2. Smith (WiS) 8:57.69, 3. Barger (Or) 9:00.54, 4. Staynings (WK) 9:01.17, 5. Roche (Rut) 9:02.28, 6. McDonald (Ka) 9:06.29; also competed—Addison (Ten) 9:12.17, Hadley (Ky) 9:16.4, Long (WK) 9:20.4, Lundberg (Ka) 9:23.0, Holl (Min) 9:23.4, Oloo (OrS) 9:30.6, Espinoza (NAri) 9:35.0, Steele (Ten) 9:39.6.

#### HIGH JUMP

FINAL—1. Shanklin (NEL) 7-1, 2. Kotinek (UCLA) 7-0, 3. tie Smith (Ka) 7-0 and Fields (SH) 7-0, 5. Livers (SJS) 7-0, 6. tie Embree (Ha) 6-10, Bazineau (Ga) 6-10 and Woods (OrS) 6-10; also competed—Wilson (SCar) 6-10, Guinn (Ka) 6-10, Johnson (BY) 6-10.



**LONG JUMP**

**FINAL**—1. Ehizuelan (Il) 26-11, 2. Seay (Ka) 26-7¼, 3. Carter (AuP) 26-¼, 4. Williams (SCal) 25-11½, 5. Banks (UCLA) 25-11½, 6. Hardeman (SCal) 25-8w; *also competed*—Adams (Col) 25-5½, Cobb (In) 24-10¼, Lofton (St) 24-2½.

**POLE VAULT**

**FINAL**—1. Bell (ArkS) 18-1, 2. Ripley (SJS) 18-1, 3. tie Baird (LB) 17-8 and Mooers (UCLA) 17-8, 5. Jesse (UTEP) 17-4, 6. Scott (Wis) 17-4; *also competed*—Armstrong (NAri) 17-0, Hatfield (Or) 16-8, Curnow (Col) 16-8, Scales (Ka) 16-4, Robers (SCal) no height, Shepherd (Tex) no height.

**SHOT PUT**

**FINAL**—1. Hoglund (UTEP) 70-0, 2. Almstrom (UTEP) 65-8¼, 3. Stuart (WK) 64-1, 4. Schmidt (OrS) 63-11, 5. Hjeltmes (PnS) 62-10¼, 6. Doupe (Cor) 62-10¼; *also competed*—Arrhanus (BY) 61-9¼, Budinich (SCal) 61-7¼, Medlin (NCS) 61-5½.

**DISCUS**

**FINAL**—1. McGoldrick (Tex) 190-1, 2. Smith (CoS) 190-1, 3. Hjeltmes (PaS) 187-10, 4. McMahan (Ten) 182-10, 5. Voorhees (Or) 181-10, 6. Elder (SCal) 18-0; *also competed*—Gunther (UCLA) 176-4, Gardner (LB) 170-1, Plucknett (Mo) 173-10, Fruglietti (SCal) 172-4, Jepsen (Ne) 165-0, Overton (Cal) 162-8.

**JAVELIN**

**FINAL**—1. Goldie (LB) 250-2, 2. Williams (Al) 246-3, 3. Ewaliko (Was) 246-2, 4. Martin (Ten) 246-0, 5. George (BY) 242-9, 6. Gapski (Da) 240-10; *also competed*—Olsen (Ten) 233-8, Sorchik (Ne) 228-11, Cashion (UTEP) 228-2.

**HAMMER THROW**

**FINAL**—1. Djerassi (Northe) 225-8, 2. Farmer (UTEP) 225-3, 3. Bessette (Con) 213-7, 4. Morrison (HC) 204-7, 5. Shields (Cor) 201-3, 6. Berry (UTEP) 200-11; *also competed*—Giroux (FrS) 198-11, Johnston (Northe) 197-10, Bartlett (Br) 192-11.

**TRIPLE JUMP**

**FINAL**—1. Livers (SJS) 55-1¾w, 2. Grimes (UTEP) 54-2¾w, 3. Taylor (UCLA) 54-1w, 4. Cochee (SCal) 53-7, 5. Seay (Ka) 53-3¾w, 6. Hall (AriS) 53-2w; *also competed*—Langland (BY) 52-4¾w, Witherspoon (Va) 51-10¾w, Duvall (Col) 51-0.

**DECATHLON**

**FINAL**—1. Phil (BY) 8,079, 2. Brigham (Or) 7,847, 3. Lythell (BY) 7,451, 4. Hamlin (Mar) 7,142, 5. von Gerich (BY) 7,060, 6. Alarotu (BY) 7,051; *also competed*—Pratt (BY) 7,027, Stebbins (MSM) 6,978, Chapman (OhS) 6,965, Lineweaver (BrS) 6,641.

**440-YARD RELAY**

**FINAL**—1. Southern Cal (Williams, Simmons, Randle, Gilkes) 39.09, 2. California (Strickland, Burns, Nichols, Walker) 39.49, 3. Arizona St. (Wells McCullough, Fletcher, Frazier) 39.74, 4. TCU (Norris, McKinney Delancy, Collins) 39.76, 5. Texas (McKee, Jackson, Spence, Lee) 39.91, 6. UCLA (Owens, Wilmoth, Wilson, Brown) 40.03; *also competed*—Seton Hall 40.19, Auburn disqualified, Pennsylvania, disqualified.

**MILE RELAY**

**FINAL**—1. Washington (Tinner, Belur, Franco, Hicks) 3:05.10, 2. Kansas (Jackson, Smith, Benson, Wiley) 3:05.59, 3. Baylor (Collins, Carter, Lang, Son) 3:05.68, 4. Southern Cal (Connors, Simmons, Andrews, Campbell) 3:06.83, 5. California (Grasha, Burns, Walker, Robinson) 3:08.04, 6. Howard (White, Sojourner, Massey, Corley) 3:08.22; *also competed*—Texas 3:08.24, Dartmouth 3:09.7; SMU 3:10.3.

# Three-Miler Scores Necessary Points For Fulfillment Of Northridge Dream

**By JIM RATTIE***Sportswriter, The Sacramento Bee*

Coach Cliff Abel of Northridge State knew his final hope for victory in the 13th National Collegiate Division II Track and Field Championships was in the next to last event, the three-mile run.

Abel's concern focused on whether his distance ace, Ed Chaidez, could come back strong after winning the six-mile a day earlier and in the midst of temperatures hovering near the 100-degree mark at California State University in Sacramento.

Southeastern Louisiana had taken a 50-49 lead by picking up 10 points for a third-fourth finish in the 220 finals.

Neither Northridge nor Southeastern Louisiana fielded mile relay teams, so Chaidez represented the southern California school's final potential points in completing "a year-long dream."

**WHILE THE PUBLIC ADDRESS ANNOUNCER** toyed with the pronunciation of the name of Siena College's distance flash Joseph Rukanshagiza, others joined Abel in keeping their eyes fixed on the progress of the Northridge Matadors' 12-lap specialist.

Rukanshagiza literally coasted across the finish to earn the gold medal, winning by eleven seconds; but the eight points awarded to Chaidez for second place pushed Northridge over the top, bringing its '75 championship point total to 57.

Southeastern Louisiana was runner-up with 50 points, while Cal Poly of San Luis Obispo took third place for the second straight year, totalling 45 points. Lincoln University had 41.

Steve Albright was the only other gold medalist for the Matadors with a victory in the shot put, relegating Adelphi's Dave Arciere to runner-up honors as in '74.

Albright also contributed to Northridge's point quest with third place in the discus event.

**WESTERN** Illinois' Bill Edwards, a sixth-place discus finisher last year, won that event with a throw of 171-10.

Abel was full of superlatives in hailing his team, particularly Chaidez and Albright.

"Our press release at

*Jim Rattie has covered all aspects of high school and college sports in 11 years with The Sacramento Bee.*

*He is currently assigned to cover Sacramento State, which has had outstanding track teams under former Olympic assistant Stan Wright.*

*In the last seven years, Rattie's beat has given him an opportunity to see California's and some of the nation's finest track and field performers.*

*The native of Aberdeen, Washington, attended San Jose City College and San Jose State, and he pre-*



*viously toiled for the Daily News in Whittier, California.*



the start of the year said our goal was to win the national championship," Abel said. "We worked our program and all of our energy towards this end."

Sophomore Clarence Edwards of Cal Poly SLO was the meet's workhorse, winning both sprint titles after qualifying in the 100 and 220 against the stiffest competition in the college ranks.

Edwards, runner-up in the 100 in '74, outlegged Southeastern Louisiana's Ralph Smith and Wayne Hardy to clock 9.3 before returning to defend his 220 title by sprinting 21.1 for a second gold.

Sacramento State's Adrian Rogers was second in the 220, squeezing ahead of Hardy and Smith who were also the nucleus for Southeastern's gold-medal winning 440 relay team.

**TONI ABABIO OF EASTERN ILLINOIS** was the only other double winner, capturing the long jump at 24-5¼ and the triple leap with 50-6¾. Ababio brought the long jump crown, won by Darrell Brown last year, to his school for a second straight season.

Northridge State's Allen Goodlow led the triple event most of the way, before the Ghana native Ababio edged Goodlow and the Matadors out of 10 points by a mere 5¼ inches with one of his final jumps.

Dave Haber, a freshman from Hayward State, came up with a 7-¼ lifetime best in surprising the high jump field, which included defending champ Clarence Frazier of Northridge.

Frazier and LeRoy Turner of Bloomsburg State shared second-place honors with 6-10 efforts.

Greg Blankenship, also of Hayward, came from the second qualifying spot to down Southern Connecticut's Wayne Durrigan in the hammer.

**BLANKENSHIP'S 184-8 SWING** was only nine inches better than his '74 title-winning toss but topped Durrigan's 182-10 try.

Javelinist Ken Johnson ended his second-place doldrums in outdistancing defending champ Bob Parker of San Francisco State.

Johnson, placing second in the two previous NCAA finals, sailed the spear 245-7, or a foot beyond Parker's 244-6 measure.

Pole vaulter Mike Sabatino of the University of California at Irvine had to equal his 16-4 season best to win his specialty.

Mark Kegan from Cal Poly of Pomona also cleared the bar at 16-0 to secure runner-up honors.

Ken Haagen of Cal Poly SLO was the favorite based on an earlier 16-8 achievement but settled for fourth with a 15-6 vault.

Southeastern Louisiana, buoyed by its swift pair—Hardy and Smith—nipped Northridge to claim a fast 440 relay.

**THE LOUISIANANS MOVED UP** from a fourth-place finish in '74 to tape 40.4, and last year's winning Northridge quartet slipped to 40.6.

Lincoln University of Missouri won the mile relay in 3:10.02, followed by Cal Poly SLO, which claimed the runner-up spot a second consecutive year with 3:10.55.

The warm temperatures cooled most winning distance times.

Rukanshagiza ran 14:05.23 for the three-mile; Central Missouri State's Charles Gray finished first in the steeplechase at 9:01.8; UC Irvine's Steve Scott managed 4:09.7 in the mile, and Chaidez was clocked in 29:33.2 for the six-mile, where '74 runner-up Roger Schwegel from North Dakota State slipped from 29:18.4 to 29:45.0 and fifth place.

Defending champ Mark Robinson of Catholic University also found his 1:52.4 winning time over the 1:48.7 he logged for the 880 in the '74

championship meet.

Continuing the trend was Adelphi University's Kevin Price, who was the lone runner to go under 47 seconds in notching the quarter-mile title in 46.99.

Alfred Larry of Lincoln also had to survive the qualifying heats before capturing the 120 hurdles. He finished second last year.

Larry edged Pomona's Mike Harris by one-tenth of a second, hitting the tape in 13.7. Robert Martin, first to cross the finish in '74, dropped to third in the high hurdles.

Randy Williams of Kentucky State and Bill Cheadle of UC Irvine both posted 51.3 for the 440 intermediate hurdles; but Williams was given the nod for first place by the electronic timer to improve on his fourth-ranking performance from 1974.

Barry Stebbins of Mount St. Mary's led a field of 12 decathlon entries in four point categories, while claiming the 10-event crown with a final tally of 7,023 points.

His biggest successes came in the 100-meter hurdles where he earned 926 points and in the pole vault for which he bagged 909.

He also won the 100 meters and the long jump in downing runner-up James Herron of Cameron University, who finished with 6,994 points.

### 13th NCAA Division II Championships

**SCORING**—Northridge St. 57, SE Louisiana 50, Cal Poly SLO 45, Lincoln (Mo.) 41, UC Irvine 37, Cal Poly Pomona 33, Hayward St. 31, Eastern Ill. 27, Adelphi 26, Kentucky St. 22, Sacramento St. 21, Catholic 20, Mankato St. 18, Mt. St. Mary's 18, UC Davis 16, S. Conn. St. 15, Central Mo. 12, Springfield 12, Wayne St. 12, Western Ill. 12, San Fran. St. 10, Siena 10, Puget Sound 10, Norfolk St. 10, C.W. Post 8, North Dakota St. 8, South Dakota St. 8, Cameron 8, Bloomsburg St. 7, Slippery Rock 6, SW Missouri 6, E. Stroudsburg 4, Edinboro St. 4, Salisbury St. 3, Bakersfield St. 2, Ind. Central 2, UI Chicago 2, North Dakota 2, NW Missouri 1, UNeb. Omaha 1, Northern Iowa 1.

**100**—Edward (CPS) 9.3, Smith (SEL), Hardy (SEL), Clark (HaS), Abernathy (KS), Polk (Sal); **220**—Edwards (CPS) 21.09, Rogers (Sae), Hardy (SEL), Smith (SEL), Bartlett (CWP), Harris (CPP); **440**—Price (Ad) 46.99, Lyles (LU), Musgrove (Cat), Byrd (CPS), Gold (CPS), Thomas (LU); **880**—Robinson (Cat) 1:52.24, Martin (MSM), Dabney (Ad), Wise (Sp), Dorsett (MS), Hill (UNO); **MILE**—Scott (UCI) 4:09.7, Jensen (LU) 4:11.4, Declue (SWM), Roche (EdS), Kennedy (ND), Wellerding (NWM), **3-MILE**—Rukanshagiza (SI) 14:05.23, Chaidez (Nort), Sweeney (UCD), Tillman (UCI), Butynes (CWP), Clear (CM); **6-MILE**—Chaidez (Nort) 29:33.2, Richardson (WS), Sheehan (UCD), Yeo (UCD), Schwegel (NDS), Burke (El); **120-HH**—Larry (LU) 13.7, Harris (CPP), Martin (SEL), Frieron (CPP), Wallace (CWP), Pitt (Sal); **440-H**—Harris (CPP), Martin (SEL), Frieron (CPP), Joyner (CPP), Larson (SDS), Streets (Ad), Taylor Cheadle (UCI) 51.3, Williams (KS), Joyner (CPP), Larson (SDS), Streets (Ad), Taylor (KS); **3000-M STEELE**—Grav (CM) 9:01.8, Cookshaw (MS), Livesey (El), Heesen (Est), Milan (HS), Crumm (CM).

**HJ**—Haber (HS) 7-¼, tie Turner (BS) and Frazier (Nort), Dorsey (KS), tie Roberts (CPS), Friday (HS) and Rogers (WI); **LJ**—Ababio (El) 24-5¼, Davis (Sp), Brown (WG), Heard (Nor), James (CPP), Dykes (SEL); **PV**—Sabatino (UCI) 16-4, Kegan (CPP), Petersen (NS), Haagen (CPS), Goto (UCI), Schmidt (NI); **SP**—Albright (Nort) 58-9¼, Arciere (Ad), Desoto (Sae), French (LU), Allgood (IC), Post (CWP); **DISC**—Edwards (WI) 171-10, Price (SEL), 171-4, Albright (Nort), Meyer (SDS), Okerstrom (MS), Desoto (Sae); **JAV**—Johnson (PS) 245-7, 2, Parker (SFS), Burgess (NDS), Maes (WS), Kaulfeldt (SFS), Johnson (CWP); **HAM**—Blankenship (Ha) 184-8, Durrigan (WS), Sandas (SCS), Dyer (Ha), Scanlan (UIC), Castaldi (SCS); **TJ**—Ababio (El) 50-6¾, Goodlow (Nort), Brockington (Nor), Brown (WG), Jackson (BS), Smith (SEL); **DECATH**—Stebbins (MSM) 7,023, Herron (Ga), Fletcher (SR), Hogen (CPS), Laboon (WG), Sayre (WI).

**RELAYS**—440—SE Louisiana (Laurence, Stevenson, Hardy, Smith) 40.49, Northridge St., Sacramento State, Cal Poly Pomona, Cal Poly SLO, UC Irvine; **MILE**—Lincoln (Coper, Thomas, Lyles, Logan) 3:10.02, Cal Poly SLO, Kentucky St., Catholic, UC Irvine.



# 'Sprint Power' Sails Southern Ship To Title On Record-Breaking Cruise

By **JOE ABRAHAM**  
Sports Editor, Berea (O.) News Sun

Southern University of New Orleans unleashed its "sprint power" on the artificial running surface of Baldwin-Wallace's The George Finnie Stadium in Berea, Ohio, to easily claim the second NCAA Division III Championships with 66 points.

Augustana (III.) was the closest rival with just 32 points.

Dr. Artis Davenport's sprint crew ruled every dash, except the 120 high hurdles, winning the 100, 220, 440 and both relays and placing second in the century and furlong dashes.

Seven Southern sprinters contributed to the scoring, enabling the team to improve on its '74 runner-up finish to Ashland College.

**STEALING THE SHOW WAS SOUTHERN'S** diminutive speedster Joe Franklin. Besides anchoring the 440 relay squad to a 41.5 victory against a fine effort by Baldwin-Wallace's makeshift foursome, Franklin sped away from teammate Herman Verdin to win the 100 and 220 dashes.

A steady breeze slowed the sprint times, as Franklin bested Verdin with clockings of 9.8 and 21.1.

Verdin featured his speed with versatility to join teammates Larry Williams, Donald Clark and Leon Smothers in a mile relay victory over last year's champion Mount Union, timing 3:12.8.

Southern had previously erased Mount Union's meet record with times of 3:12.8 in the prelims and 3:12.3 in the semifinals.

Eight additional records fell in the Division III classic, which included repeat titles for Barry King and Roger Retherford.

King, a three-time all-America as a sophomore, defended his 880 title with a record-setting pace of 1:50.71.


The time eclipsed his own record of 1:51.2, set last year as he led Ashland to the Division III pinnacle.

Ashland slipped to fifth with 28 points.

**KING MOVED** away from Nebraska Wesleyan's Jim French, who clocked a 1:51.9 in the half-mile.

Retherford's time of 14.6 was four-tenths of a second slower than his 14.2 effort in 1974, but the wind couldn't keep the Otter-

*Joe Abraham served the Berea News Sun as sports editor for 18 months. Since authoring this piece, he accepted the position as sports information director at Baldwin-Wallace College.*



*He was an active prep track competitor.*

*In the Berea area, he developed several high school meets.*

*The University of Michigan grad has been a track official at the NCAA Indoor Championships the past six years.*

*Abraham also doubled as press steward and track inspector at the 1975 Division III championships at Baldwin-Wallace.*

*Track is his "thing"—to say the least!*

bein junior from defending his title. He was pressed to the line by Mansfield's Rich Taulton, who battled the breezes to 14.8.

While the wind hampered several of the track performances, it couldn't deny the efforts of the weight events and the high jump, where meet marks fell like autumn leaves.

Larry Waithe of Bowdoin twirled the hammer 177-5 to better the meet record of 170-4 by MIT's John Pearson, but it wasn't enough to upend Rensselaer's Lowell Thomas.

**THOMAS PRODUCED A TOSS OF 182-2** to dominate the hammer and set the stage for the shot put and discus showings of Mark Dienhart and Bob Orell. St. Thomas' Dienhart heaved the shot 57-3/4 to nip Bowdoin's Rick Leavitt, who had a throw of 56-1/2. Both bettered the previous record of Steve Lindgren, which was 55-10/4.

The javelin shared the spotlight with the high jump as the most exciting and competitive field events of the four-day session.

Bob Orell of Pomona-Pitzer withstood the challenge of last year's champion Robert Sing of Ursinus by posting a meet record toss of 239-8. Sing followed at 237-11 as both broke Sing's old mark of 234-11.

Moving back inside the stadium, the high jump saw four thinclads equal or better the record of 6-7 by Nebraska Wesleyan's Kurt Nielson. Augustana's John Stanek, fifth in '74, and Kevin Brooks of Oneonta tied at 6-9 before Stanek became the eventual winner in the jumpback.

Stan Urman of Chico State and Mike Williams of Widener leaped 24-3 and 48-9/2, respectively, to win the long and triple jump titles.

Williams was pushed by Jamestown's Herman Johnson, second at 48-4/4.

**THE GUSTY BREEZES KEPT THE POLE VAULT** bar nine inches lower to the ground than last year, but the highly competitive encounter revealed St. Olaf's Charles Novak as the winner with a height of 14-9.

Novak, third in '74, bested Augustana's Doug Felder, Aquinas' Ron Dougherty and Coe's Doug Baldwin, all clearing 14-8.

Mark Lineweaver scored 905 points in the 100-meter dash to hold first place after one event in the decathlon, and the Brockport State handyman was never to be denied, winning the grueling two-day competition with 7,101 points. Lineweaver cushioned his lead with a 49.1 400-meters and a 13-8 pole vault to turn back Tony Hale of Fisk and Clint Cuny of Baldwin-Wallace. Hale tallied 6,739 points.

The water in the steeplechase pit couldn't cool off the determination of the 3,000-meter runners. Humboldt State's Barry Anderson led an onslaught of six men under the old meet record of 9:17.8 with an impressive 9:01.1 performance.

**AFTER A SLOW FIRST MILE**, Anderson opened up the winning advantage with two laps remaining to extinguish any title hopes for runner-up Jim Ansberry of Mount Union who was clocked in 9:04.5.

Meet records also fell in the mile and 440 intermediate hurdles. The four-lap race was won by last year's runner-up Scott Barrett of North Central in a nifty 4:04.4, six-tenths of a second faster than the 4:05.1 mark of Ashland's Steve Foster. Marvin Wilson of Cortland nipped Rollie Greeno of Jamestown for second place, 4:06 to 4:06.9.

The 440-hurdle record of 53.3 set by Augustana's Tony Cornelious was literally destroyed as three one-lappers eclipsed the '74 pinnacle.

Tufts' Fred Hintlian charged off of the final turn to clock 52.15, just two one-hundredths of a second ahead of Michael Reed of Williams.



Pomona-Pitzer's Stephen Smith pulled up in third with 53.30. The 440 produced the final 10 points for Southern, as Leon Smothers cruised to the tape in 47.8. Baruch's Roswell DePeiza placed second in 47.9, followed closely by Ft. Valley's Gregory Johnson in 48.0 and Luther's John Jorgensen and Ashland's Mark Barker, both recording 48.1 times in the hotly-contested event.

Records held in the distance races where Augustana's Dan Cooper overwhelmed the three-mile field to win in 14:00.98, and Nebraska Wesleyan's Cliff Karthaus ignored the heat to top the six-mile competitors with a time of 29:45.5.

Cooper, fourth last year, bested Mount Union's Pat Eaton, Plattsburgh's Bruce Teague and MIT's Frank Richardson. Karthaus was pressed by Brandeis' Dennis Donoghue, Alfred's Steve Pulos and Humboldt's Mark Elias as four seconds separated first from fourth place.

Except for the occasional gusts of wind that infiltrated Finnie Stadium, the second annual Division III championships were executed under clear and warm weather conditions. The meet was run very smoothly, boding a happy return to Berea for the 1976 Division III climax.

Southern's win was its first as a Division III institution. With only two seniors graduating from their sprint factory, the Black Knights would appear to be strong contenders to defend the crown.

## 2nd NCAA Division III Championships

**SCORING**—Southern (NO) 66, Augustana (Ill.) 34, Mount Union 29, Chico St. 29, Ashland 28, St. Thomas 22, Baldwin-Wall 21, Jamestown 20, Baruch 19, Neb. Wesleyan 18, North Central 18, Bowdoin 17, Humboldt St. 16, Pomona-Pitzer 16, Fisk 15, Brandeis 14, Williams 14, Hamline 12, Fort Valley St. 12, St. Olaf 12, Worcester St. 12, Widener 11, Otterbein 11, Brockport St. 10, RPI 10, Tufts 10, Cortland St. 9, Mansfield St. 8, Oneonta St. 8, Rose-Hulman 8, Ursinus 8, Plattsburgh St. 7, Wittenberg 7, Aquinas 7, Capital 6, Alfred 6, Miles 6, Olivet 6, Rochester Tech 6, MIT 4, Luther 4, Wartburg 4, Keene 4, Hillsdale 4, Boston St. 4, Coe 4, Trenton St. 4, Susquehanna 4, SE Mass. 3, Doane 2½, Bates 2, Calvin 2, Grove City 2, Macalester 2, NY Tech 2, St. John's 2, Swarthmore 2, Coast Guard 1½, Southwestern 1, Millersville 1, Denison 1, Union 1.

**100**—Franklin (SU) 9.83, Verdin (SU), Bellfield (ST), Johnson (Mile), Clendenny (NC), Paul (Ot); **200**—Franklin (SU) 21.12, Verdin (SU), Bellfield (ST), Newsome (RT), Johnson (Mile), Stone (De); **440**—Smothers (SU) 47.8, DePeiza (Bar), Johnson (FV), Jorgensen (Lu), Barker (As), Duke (Fi); **880**—King (As) 1:50.71, French (NW), Todd (Au), Tonks (BW), Wyatt (RT), Dunn (Bo); **MILE**—Barrett (NC) 4:04.46, Wilson (CS), Greeno (J), Schulz (KS), Muns (SO), Hammer (HS); **3-MILE**—Copper (Au) 14:00.98, Eaton (MU), Teague (PS), Richardson (MIT), Folsom (Cap), Wilson (CS); **6-MILE**—Karthaus (NW) 29:45.59, Donoghue (Bra), Pulos (Al), Elias (HS), Gutjahr (As), Dodge (FS); **120-HH**—Retherford (Ot) 14.65, Taulton (MS), Reed (Wi), tie Fordice (Ha) and Hill (SEM), Evans (Wit); **440-H**—Hintlian (Tu) 52.15, Reed (Wil), Smith (PP), Kozma (As), Bauer (SJ), Wakley (Do); **3000-M STEEPLE**—Anderson (HS) 9:01.16, Ansberry (MU), Burman (J), Duggan (BoS), Coy (BW), Hart (Wid).

**HJ**—Stanek (U) 6-9, Brocks (OS), Allen (Ol), Markell (NC), tie Moore (CG) and Phillips (Do); **LJ**—Urmann (CS) 24-3, Allen (RH), tie Evans (Wit) and Larsuel (MU), Tuggle (FV), Snodgrass (MU); **PV**—Novak (SO) 14-9, Felder (Au), Dougherty (Aq), Baldwin (Coe), McGinnis (Sw), Mulkey ((So); **SP**—Dienhart (ST) 57-3¼, Leavitt (Bo), Guthrie (Wa), Dupuis (WS), Forseth (Ha), Lindgren (Ha); **DISC**—Frankiewicz (CS) 164-0, Dupuis (WS), Rowley (Ha), DeLuise (TS), Severson (Mac) Stewart (BW); **JAV**—Orell (PP) 239-3, Sing (Ur), Ladd (CS), Levengood (Sus), Afman (Cal), Bracy (HS); **HAM**—Lowell (RPI) 182-2, Waithe (Bo), Laub (Bra), Law (Hi), Cedrone (Bat), Carr (Aq); **TJ**—Williams (Wid) 48-9½, Johnson (J), Mager (As), Cunningham (Bar), Sedlak (CC), Blake (CS); **DECATH**—Lineweaver (BrS) 7,101, Hale (Fi), Cuny (BW), Hout (Cap), Meyers (CS), Ricks (Un).

**RELAYS**—440—Southern U. (Birden, Blazer, Verdin, Franklin) 41.57, Baldwin-Wall, Fisk, Fort Valley St., North Central, Baruch; **MILE**—Southern U. (Verdin, Clark, Smothers, Williams) 3:12.87, Mount Union, Baruch, Ashland, NY Tech, Millersville.

## USTFF CHAMPIONSHIPS

# Eight Records Are Erased While PCC Annexes Fifth Crown In Six Attempts

By CHARLIE EPLER

Sports Information Director, Wichita State University

Winning five individual events, Pacific Coast Club eased to its fifth victory in the last six years with 91 team points at the 13th annual United States Track and Field Federation Championships.

In all, eight records were established in the men's division—four of them by PCC members. Jim Bolding ran 49.0 in winning the 440-yard intermediate hurdles; John Powell threw the discus 210-9 and John Halberstadt ran 13:17.6 in the three-mile for USTFF records.

PCC's mile relay quartet also turned in a record 3:05.1 clocking.

Other records shattered were for the mile—Rick Wholhuter of the Chicago Track Club (3:53.3), the steeplechase—Randy Smith of Wichita State (8:36.4), the six-mile—John Jones of Ohio Track Club (28:08.6), and the pole vault—Earl Bell of Arkansas State (17-8).

## 13th USTFF Championships

**SCORING**—Pacific Coast Club 91, Gulf Coast TC 55, Chicago TC 53, Kansas 42, Illinois 23, Southern Ill. 22, Kansas St. 21, Baylor 21, TCU 20, Texas 20, Canadian National Throwing Team 16, Wichita St. 15, Oklahoma 14, Iowa 12, Arkansas St. 11, Holy Cross 10, Kegonsa TC 10, LSU 10, Ohio TC 10, Athletes in Action 10, Colorado 9, Bucknell 8, Cornell 8, Howard Payne 8, Louisiana Tech 8, Michigan 8, Colorado TC 8, Wisconsin 6, Colorado St. 6, Eastern New Mexico 6, Missouri 6, Northern Ill. 6, North Texas St. 6, Knoxville TC 6, Oklahoma St. 4, Adams St. 4, Gopher TC 4, Northern Colo. 4, Illinois St. 4, Western Mich. 4, NE Louisiana 3, New York AC 2, Georgia Tech TC 2, Indiana 2, Iowa State 2, Marymount 2, West Valley TC 2, Air Force 1, Dallas Cross Country 1, North Texas St. TC 1, Jamez Spring (N.M.) 1.


**100**—Taylor (GCTC) 9.5, Collins (TCU), Lawson (GCTC), Garrison (OU), Harris (TCU), Lutz (PCC); **200**—Daniels (ChTC) 20.9, Monroe (SI), Pryor (Colo), Jackson (KU), Sands (IoS), Lawson (GCTC); **440**—Collins (B) 46.5, Schultz (PCC), Eisenlauer (Io), Ljirigho (ILS), Smith (KU), Everett (WS); **880**—Weltkamp (OU) 1:49.5, McLean (B), Paul (ChTC), Rush (NC), Hinchliffe (KS), Sang (Wis); **MILE**—Wholhuter (ChTC) 3:53.3, Durkin (Ill), Hilton (PCC), Rose (PCC), Schemmel (KS), Lacy (Wis); **3-MILE**—Halberstadt (PCC) 13:17.6, Bjorkland (ChTC), Virgin (Ill), Timm (unatt); Crawford (NYAC), Melancon (Ark); **6-MILE**—Jones (OTC) 28:08.6, McGuire (Mich), Williams (ENM), Vigil (AdS), Brian (Mary), Pferle (DCC); **120-HH**—Roland (KS) 13.7, Druckrey (KTC), Misher (LSU), Obasogie (Miss), Aboyade-Gold (ChTC), Brown (SI); **440-H**—Bolding (PCC) 49.0, Cassleman (PCC), Kehmeier (KS), Schimpf (LSU), Gailey (B), Haley (SI); **3000-M STEEPLE**—Smith (WSU) 8:36.4, Timm (unatt), Brown (KnoxTC), Lussenden (ChTC), Lucas (WVTC), Lundberg (KU).

**HJ**—Stones (PCC) 7-2, Smith (KU), Knoedle (Io), tie Adama (ChTC) and Shanklin (NEI), DeLorey (B); **LJ**—Seay (KU) 26-4¼, Adams (Colo), Hamilton (KU), Smith (LT), Cobb (Ind), Gilford (NT); **PV**—Bell (ArS) 17-8, Shephard (Tex), tie Scott (Wis) and Johnson (ChTC), Carrigan (PCC), Johnson (CoTC); **SP**—Dolegiewiez (CIT) 66-2¼, Walker (GCTC), Feuerbach (PCC), Anderson (GoTC), LeDuc (Tex), Bilder (ChTC); **DISC**—Powell (PCC) 210-9, McGoldrick (Tex), Dolegiewiez (CIT), Smith (CoS), Plucknett (Miss), Baiette (Ill); **JAV**—Derwin (GCTC) 234-0, Gavrilovic (unatt), Kostek (KU), Schmidt (PCC), Petermann (Tex), Epply (AF); **HAM**—Morrison (HC) 197-4, Shields (Corn), Satchwell (Nill) Meyer (WM), Pfeiffer (CoS), Coxworth (Ill); **TJ**—Lorraway (SI) 52-3½, Pomaneuy (HP), Gilford (NT), Smith (LT), Knapp (GCTC), Nyumetie (Colo); **DECATH**—Adeit (AA) 6,917, Bahr (unatt), Gorsuch (CoTC), Whitson (unatt), Pellaman (KTC), Bilderbeck (JSNM).

**RELAYS**—440—TCU 40.0, Gulf Coast TC, Illinois, Oklahoma St.; **MILE**—Pacific Coast Club 3:05.1, Baylor, Kansas, Wichita St., Southern Ill., Illinois.

1976 Meet: May 28-29, Wichita, Kansas.





**SAND SPLASH**—Austin Peay long jumper Anthony Carter strains for extra distance as he lands in the pit, spraying sand in all directions. A third-place jumper at the NCAA outdoor meet, Carter's 26-1½ was the season's fifth-best long jump.

**FOR THE YEAR 1974-75**

# The Best Performances By Collegians

Compiled by **BOB STEINER**

Vice-President for Public Relations, International Track Assn.

In Cooperation With **TRACK & FIELD NEWS**

100-YARD DASH		440-YARD DASH	
Name, College	Best Mark	Name, College	Best Mark
Bradley, Florida St. ....	9.3	Randle, Southern Cal .....	45.1
Collins, Texas Christian .....	9.3	Brown, UCLA .....	45.1
Edwards, Cal Poly SLO .....	9.3	Herrmann, Western Ky. ....	45.4*
Gilkes, Southern Cal .....	9.3	Sands, Penn State .....	45.5
Grimes, UTex. El Paso .....	9.3	Vinson, Eastern Mich. ....	45.5*
Harris, Florida .....	9.3	Frazier, Arizona St. ....	45.6
Jones, Tennessee .....	9.3	Taylor, Texas Southern .....	45.6
Nesbitt, Grambling .....	9.3	Hicks, Washington .....	45.9
Outlin, Auburn .....	9.3	Ray, N. C. Central .....	46.0
Wells, Arizona St. ....	9.3	Solomon, New Mexico .....	46.0
<i>automatic timing</i>		<i>*400m plus .3 seconds</i>	
Outlin, Auburn .....	9.33	<i>automatic timing</i>	
Crawford, Eastern Mich. ....	9.35	Brown, UCLA .....	45.34
Smith, SE Louisiana .....	9.42	Herrmann, Western Ky. ....	45.36*
Jones, Tennessee .....	9.43	Sands, Penn State .....	45.46
Preston, Arkansas St. ....	9.44	Vinson, Eastern Mich. ....	45.50*
Edwards, Cal Poly SLO .....	9.50	Taylor, Texas Southern .....	45.52*
<i>wind-aided</i>		Frazier, Arizona St. ....	45.59
Njoroge, UTex. El Paso .....	9.1	<i>*400m plus .26 seconds.</i>	
100-METER DASH		880-YARD RUN	
Jones, Tennessee .....	9.9	Enyeart, Utah State .....	1:45.6*
Wells, Arizona St. ....	10.0	McLean, Bucknell .....	1:46.8*
Crawford, Eastern Mich. ....	10.1	Francis, Boston Col. ....	1:46.9*
Sands, Penn State .....	10.1	Maiyo, Wyoming .....	1:47.0
<i>automatic timing</i>		Schappert, Villanova .....	1:47.2*
Gilkes, Southern Cal .....	10.27	Veltkamp, Oklahoma .....	1:47.3
Jones, Tennessee .....	10.30	Dean, Weber State .....	1:47.5
Preston, Arkansas St. ....	10.35	O'Shaughnessy, Arkansas ..	1:47.5
Edwards, Cal Poly SLO .....	10.39	Takacs, Villanova .....	1:47.6
Wells, Arizona St. ....	10.42	<i>*800m plus .7 seconds</i>	
<i>wind-aided</i>		MILE RUN	
Crawford, Eastern Mich. ....	9.8	Coghlan, Villanova .....	3:53.3
Joseph, Seton Hall .....	9.9	Waigwa, UTex. El Paso .....	3:55.6
220-YARD DASH		Durkin, Illinois .....	3:56.7
Gilkes, Southern Cal .....	20.4	Heidenreich, Indiana .....	3:58.4
Jones, Tennessee .....	20.4	Barger, Oregon .....	3:58.8
Joseph, Seton Hall .....	20.5	Daggatt, Oregon .....	3:58.8
Randle, Southern Cal .....	20.5	Fose, Western Ky. ....	3:59.0
Whitaker, San Jose St. ....	20.5	Cummings, Brigham Young ..	3:59.6
Brown, UCLA .....	20.6	Schilling, San Jose St. ....	3:59.9
Brown, Arizona .....	20.6*	Feig, Oregon .....	4:00.4
Gilbreath, Arizona .....	20.6	1500-METER RUN	
Williams, Arizona St. ....	20.6	Heidenreich, Indiana .....	3:38.8
<i>automatic timing</i>		Schilling, San Jose St. ....	3:38.9
Gilkes, Southern Cal .....	20.49*	Colon, Manhattan .....	3:40.2
Jones, Tennessee .....	20.60	Daggatt, Oregon .....	3:40.7
Williams, Arizona St. ....	20.60	Jones, Idaho State .....	3:42.3
Edwards, Cal Poly SLO .....	20.73	TWO-MILE RUN	
Preston, Arkansas St. ....	20.84	Ngeno, Washington St. ....	8:27.4
Bracy, Oklahoma .....	20.85	Mendoza, Arizona .....	8:33.2
<i>wind-aided</i>		<i>*200m plus .10 seconds.</i>	
Brown, Arizona .....	20.17		



**TWO-MILE RUN—cont.**

Name, College	Best Mark
Johnson, Wisconsin	8:34.6
Rose, Western Ky.	8:34.8
McCarey, Villanova	8:35.4
Virgin, Illinois	8:38.4
Kimoto, Washington St.	8:40.0
Stemmer, Penn State	8:40.6
Durkin, Illinois	8:41.8
Martin, William & Mary	8:42.0

**THREE-MILE RUN**

Virgin, Illinois	13:08.6
Ngeno, Washington St.	13:14.4
Rose, Western Ky.	13:15.8
Cusack, East Tenn. St.	13:16.8
Perkins, Duke	13:18.8
Staynings, Western Ky.	13:19.2
Geis, Oregon	13:23.8
Melancon, Arkansas	13:23.8
Colon, Manhattan	13:24.2
Davey, Tennessee	13:24.2

**5000-METER RUN**

Ngeno, Washington St.	13:30.0
Virgin, Illinois	13:35.2
Rose, Western Ky.	13:41.4
Cusack, East Tenn. St.	13:46.2
Taylor, Oregon	13:55.0

**SIX-MILE RUN**

Bentley, South Dakota	27:31.0
Staynings, Western Ky.	27:33.0
Cusack, East Tenn. St.	27:34.8
Bannon, Memphis St.	27:44.6
Tibaduiza, UNev. Reno	27:44.6
Virgin, Illinois	27:48.8
Davey, Tennessee	28:03.4
Ngeno, Washington St.	28:04.6
Addison, Tennessee	28:11.6
McGuire, Michigan	28:12.2

**10,000-METER RUN**

Ngeno, Washington St.	28:04.6
Tibaduiza, UNev. Reno	28:44.6
Stemmer, Penn State	29:18.2
Finucane, East Tenn. St.	29:23.2
McGuire, Michigan	29:30.6
Bannon, Memphis St.	29:33.8

**120-YARD HIGH HURDLES**

Foster, N. C. Central	13.3
Shipp, LSU	13.4
Dobson, William & Mary	13.5
Misher, LSU	13.5
Jackson, UCLA	13.6
Ngeno, Washington St.	13.6
Owens, UCLA	13.6
Taillon, Austin Peay	13.6
Burl, Arizona St.	13.7
Roland, Kansas St.	13.7
Bostic, Florida St.	13.7
Jones, Texas A&M	13.7
Larry, Lincoln	13.7

**120-YARD HIGHS—cont.**

Name, College	Best Mark
Turner, Long Beach St.	13.7
<i>automatic timing</i>	
Shipp, LSU	13.52
Foster, N. C. Central	13.54 <sup>o</sup>
Owens, UCLA	13.57
Burl, Arizona St.	13.60
Jackson, UCLA	13.63 <sup>o</sup>
Turner, Long Beach St.	13.69
Roland, Kansas St.	13.70
<i>wind-aided</i>	
Jackson, UCLA	13.3
<sup>o</sup> 110m minus .03 seconds	

**440-YARD HURDLES**

Walker, Arizona St.	49.9
Andrews, Southern Cal	50.2
Shine, Penn State	50.2
Caudill, Indiana	50.3
Cromwell, Kansas	50.6
Schimpf, LSU	50.6
Phillips, Alabama	50.7
Rambo, Florida	50.7
Schwab, Penn	50.7
Wheeler, San Diego St.	50.8
Williams, Kentucky St.	50.8
<i>automatic timing</i>	
Walker, Arizona St.	49.94
Caudill, Indiana	50.44
Andrews, Southern Cal	50.61
Cromwell, Kansas	50.64
Graybehl, Southern Cal	50.98

**3000-METER STEEPLECHASE**

Munyala, UTex. El Paso	8:26.4
Smith, Wichita St.	8:28.0
McDonald, Kansas	8:28.8
Staynings, Western Ky.	8:30.0
Addison, Tennessee	8:36.8
Barger, Oregon	8:38.4
Roche, Rutgers	8:40.0
Malley, Penn State	8:40.8
Oloo, Oregon St.	8:42.4
Miller, New Mexico	8:44.6
Christensen, Wichita St.	8:44.6
Gillin, Massachusetts	8:44.6

**HIGH JUMP**

Woods, Oregon St.	7-5½
Livers, San Jose St.	7-4¾
Joy, UTex. El Paso	7-4
Jankunis, Colorado	7-4
Kotinek, UCLA	7-4
Gurnafau, Georgia	7-3
Knoedel, Iowa	7-3
Embree, Harvard	7-2¾
Fleer, Oregon St.	7-2¾
Wilson, Oregon St.	7-2¾

**LONG JUMP**

Ehizuelen, Illinois	27- 1¼
Seay, Kansas	26- 8
Hamilton, Kansas	27- 7¼
Williams, Southern Cal	26- 4½
Carter, Austin Peay	26- 1½

**LONG JUMP—cont.**

Name, College	Best Mark
Adams, Colorado	26- 1
Smith, Louisiana Tech	26- ½
Banks, UCLA	25-11½
Cobb, Indiana	25-11½
Porbeni, Mississippi	25-10½
<i>wind-aided</i>	
Ehizuelen, Illinois	27- 4
Seay, Kansas	26-11¼
Hamilton, Kansas	26-10

**POLE VAULT**

Bell, Arkansas St.	18- 1
Ripley, San Jose St.	18- 1
Jessee, UTex. El Paso	18- 0
Rogers, Southern Cal	17-11¾
Tulley, UCLA	17- 9
Baird, Long Beach St.	17- 9
Mooers, UCLA	17- 8½
Taylor, Washington	17- 6
Scott, Wisconsin	17- 4
Shepherd, Texas	17- 4

**SHOT PUT**

Hoglund, UTex. El Paso	70- 0
Albritton, Hawaii	68- 1
Stuart, Western Ky.	68- ¾
LeDuc, Texas	66- 8
Almstrom, UTex. El Paso	65- 8¼
Schmidt, Oregon St.	64- 2
Hjeltnes, Penn State	64- ¾
Doupe, Cornell	62-10¼
Arrhenius, Brigham Young	62- 6¾
Pagel, UCLA	61-10
Budincich, Southern Cal	61- 7¼

**DISCUS**

McGoldrick, Texas	202- 3
Hjeltnes, Penn State	198- 2
Gardner, Long Beach St.	195- 3
Fruguglietti, Southern Cal	194- 6
Miller, Washington St.	194- 6
Elder, Southern Cal	192- 8
Chambul, Washington	191-10
McMahen, Tennessee	191- 9
Voorhees, Oregon	191- 8
LeDuc, Texas	191- 1

**JAVELIN**

George, Brigham Young	272-11
Ewaliko, Washington	265- 4
Gustafsson, Brigham Young	263- 9
Olsen, Tennessee	261- 6
Williams, Alabama	257- 2
Kooznetsoff, Washington St.	250- 4
Goldie, Long Beach St.	250- 2
Martin, Tennessee	249- 7
Johnson, Northeastern	248-10
Hammond, Kansas	248- 8

**HAMMER THROW**

Farmer, UTex. El Paso	227- 0
Djerassi, Northeastern	225- 8

**HAMMER THROW—cont.**

Name, College	Best Mark
Bessette, Connecticut	213- 7
Giroux, Fresno St.	205- 2
Morrison, Holy Cross	204- 7
Satchwell, Northern Ill.	204- 7
Shields, Cornell	202- 0
Berry, UTex. El Paso	201- 8
McCree, St. John's	200- 8
Johnston, Northeastern	197-10

**TRIPLE JUMP**

Grimes, UTex. El Paso	55-4
Banks, UCLA	55-1
Ehizuelen, Illinois	54-9½
Cochee, Southern Cal	54-4½
Livers, San Jose St.	54-1¾
Robins, Southern Ill.	53-9½
Bryson, Southern Cal	53-9
Jordan, Tennessee	53-9
Hutchins, Georgia	53-8¾
Seay, Kansas	53-8¼
<i>wind-aided</i>	
Livers, San Jose St.	55-1¾
Ehizuelen, Illinois	54-9¾
Cochee, Southern Cal	54-7¾
Taylor, UCLA	54-2¾

**DECATHLON**

Pihl, Brigham Young	8079
Brigham, Oregon	8027
Hancock, Southern Ill.	7978
Hamlin, Maryland	7503
Lythell, Brigham Young	7451
von Gerich, Brigham Young	7294
Pratt, Brigham Young	7231
Gant, Mississippi St.	7215
Alaruto, Brigham Young	7162
Stebbins, Mt. St. Mary's	7145
Chapman, Ohio State	7145

**440-YARD RELAY**

Southern Cal	39.01
Arizona State	39.19
California	39.34
Tennessee	39.4
UCLA	39.50
Arizona	39.6
Texas, Christian	39.64
Pennsylvania	39.7
Texas	39.8
Grambling	39.9
Penn State	39.89

**MILE RELAY**

Washington	3:05.1
Kansas	3:05.6
California	3:05.6
Baylor	3:05.7
Southern Cal	3:06.3
Arizona State	3:06.5
Texas	3:06.5
Southern Illinois	3:06.7
Howard	3:07.6
Texas Southern	3:08.1



# Collegiate Championship Meet Results

## 22nd Atlantic Coast Conference Championships

SCORING—Maryland 105½, N.C. State 67½, Clemson 48, Duke 33, North Carolina 28, Virginia 20, Wake Forest 2.

100—Basciano (M) 9.7, Ray (NCS), Moore (C), Bosse (C), Thompson (WF); 220—Basciano (M) 21.7, Moore (C), Ray (NCS), Miller (V), George (C); 440—Bennett (NCS) 47.7, Brown (NC), Johnson (M), O'Keefe (M), Cupka (M); 880—Bagley (NCS) 1:51.3, Watt (M), Ohlmacher (M), Senter (NCS), Mattson (NCS); MILE—Perkins (D) 4:02.1, Buttermark (NCS), Schwartz (D), King (NC), Jones (NC); 3-MILE—Perkins (D) 13:43.4, Hamilton (NC), Quance (D), Browder (D), Bailey (NCS); 6-MILE—Rincon (M) 29:19.2, Bateman (NCS), Eden (D), Kulikowski (C), McGarry (M); 120-HH—Nichols (M) 14:3, Buchanan (NCS), Hamlin (M), Gwaltney (M), Seeds (V); 440-H—Nichols (M) 52.0, Larkin (M), Robinson (NCS), Witherspoon (V), Allen (C); 3000-M STEEPL—Quance (D) 9:04.6, Gildard (M), Taylor (NC), Royce (D), Matthews (C).

HJ—Fern (C) 6-9½, Stroup (C), Melly (M), Hill (NCS), Vaux (M); LJ—Davenport (M) 25-2, Beasley (NC), Sinclair (M), Witherspoon (V), Goodman (M); PV—Herndon (M) 16-4, Turley (M), Robinson (NC), Beshears (NCS) tie Hale (NCS) and Dover (M); SP—Medlin (NCS) 58-10, Caruthers (NCS), Sahadi (C), Klotzer (M), Mulinx (WF); DISC—Columbus (C) 176-1½, Klotzer (M), Caruthers (NCS), Medlin (NCS), Smith (NCS); JAV—Ralph (C) 239-8, Kirby (M), Mikula (V), Burke (C), LaRochelle (NC); TJ—Witherspoon (V) 51-11½, Goodman (M), Sinclair (M), Freshwater (V), Long (M).

RELAYS—440—Maryland (Nichols, Rosenberg, Johnson, Basciano) 41.5, Clemson, N.C. State, North Carolina, Virginia; MILE—N.C. State (Bennett, Pittman, Bagley, Williams) 3:14.1, North Carolina, Clemson, Duke, Virginia.

1975 Meet: April 17-18, Duke University.

## 68th Big Eight Championships

SCORING—Kansas 158, Kansas St. 101, Oklahoma 88, Colorado 75, Oklahoma St. 53, Missouri 34, Iowa State 29, Nebraska 20.

100—Jackson (K) 9.66, Wiley (K), Sands (IS), Bracy (O), Garrison (O), Pryor (C); 220—Bracy (O) 20.85, Wiley (K), Jackson (K), Lewis (K), Walker (OS), Benson (K); 440—Benson (K) 47.01, Smith (K), Martin (OS), Butler (O), Crawford (M) Muehlbach (KS); 880—Veltkamp (O) 1:50.52, Prince (KS), Musgrave (C), Hindhuff (KS), Harrison (KS), Chancellor (OS); MILE—Schemmel (KS) 4:05.93, Palmer (KS), Settle (KS), Cumming (OS), Myers (IS), Wilson (O); 3-MILE—Viljoen (OS) 13:59.43, Eichner (IS), Rose (OS), Tobin (K), Reese (M), Vernon (O); 120-HH—Roland (KS) 13:82, Ligons (C), Obasogie (M), Kehmeier (KS), Long (K), Smith (O); 440-H—Cromwell (K) 50.64, Kehmeier (KS), Miller (O), Grange (C), Hicks (M), Akers (IS); 3000-M STEEPL—McDonald (K) 8:36.8, Lundberg (K), Cole (OS), Mason (K), Gillaspie (KS), Overton (M). HJ—Jankunis (C) 7-4, Guinn (K), Stoner (O), Slifer (KS), Smith (K), Geske (OS); LJ—Hamilton (K) 26-2¼, Adams (C), Seay (K), King (O), Kolarik (KS), Nichols (O); PV—Curnow (C) 17-0, Johnson (C), Scales (K), Knause (KS), Engelland (KS), Johnson (O); SP—Hudgens (O) 55-10, Gorbet (O), Hardaway (OS), Geist (KS), Stone (K), Plucknett (M); DISC—Jepsen (N) 188-7, Plucknett (M), Frantz (IS), Huston (C), Burns (C), O'Brien (K); JAV—Hammond (K) 248-8, Sorchik (N), Porter (KS), Williams (KS), Kostek (K), Barnes (O); TJ—Seay (K) 53-8½, Nyumutei (C), Gentry (M), Duvall (C), Green (N), Whitaker (M).

RELAYS—440—Oklahoma St. (Thompson, Martin, Yehle, Walker) 40.64, Oklahoma, Kansas St., Iowa State, Colorado, Missouri; MILE—Oklahoma (Porter, King, Butler, Veltkamp) 3:10.41, Kansas, Kansas St., Missouri, Iowa State, Oklahoma St.

1976 Meet: May 14-15, site to be determined.

## Big Sky Conference

SCORING—Northern Ariz. 104½, Montana 102, Idaho St. 87, Boise St. 78½, Idaho 57, Weber St. 53, Montana St. 22.

100—Amartiefio (IS) 9.7, Jenkins (B), Bailey (NA), Buys (NA), Bartell (B), Honrud (M); 220—Jenkins (B) 21.2, Bailey (NA), Buys (NA), Williams (IS), Bartell (B), Amartiefio (IS); 440—Rovs (M) 48.1, Woolsey (B), Stark (B), Bolden (IS), LaTrielle (M), Acosta (NA); 880—Dean (W) 1:49.4, Bartlett (I), Hockenberry (B), Glaser (IS), Sporalich (IS), Bronson (M); MILE—Jones (IS) 4:06.0, Darko (M), Collier (B), Novak (I), Espinoza (NA), Friedli (W); 3-MILE—Brooks (I) 13:57.9, Gerich (NA), Reesman (M), Erhard (M), Hess (IS), Jones (IS); 120-HH—Bolden (IS) 14.3, Polkow (M), McCann (NA), Ardary (IS), Regal (NA), Bennett (B); 440-H—Lundy (IS) 53.0, Barker (W),

McGee (IS), Bennett (B), Kidder (NA), Stark (M); 3000-M STEEPL—Erhard (M) 8:58.4, Yardley (W), Darko (M), Espinoza (NA), Neisinger (I), Walker (B).

HJ—Hale (M) 6-8, Stephenson (W), Johnson (MS), McCann (NA), tie Hurley (NA) and Harris (B); LJ—Buys (NA) 24-7w, Tullock (IS), Rucker (NA), Jones (B), Spear (M), Carter (B); PV—Armstrong (NA) 16-8, Ward (NA), Rose (W), White (M), Hamilton (I), Vaughn (W); SP—Crull (I) 56-6, David (B), Read (I), Popovich (M), Killsgaard (I), Hansen (M); DISC—Fisher (I) 164-9, Hansen (M), Crull (I), Mago (B), Jackson (NA), Smith (W); JAV—McDowell (NA) 241-0, Hill (W), Cichosz (MS), Dahlstrom (M), Russell (IS), Jones (MS); TJ—Stanbury (MS) 49-8, Chaffey (M), Ebo (IS), Hawkins (BS), Rucker (NA), McIntyre (M).

RELAYS—440—Northern Ariz. (Taylor, Rucker, Buys, Bailey) 40.9, Idaho St., Boise St., Montana, Weber St., Montana St.; MILE—Montana (Bronson, Stark, LaTrielle, Roys) 3:13.1, Boise St., Weber St., Idaho St., Northern Ariz., Idaho.

1976 Meet: May 21-22, Northern Arizona University.

## 75th Big Ten Championships

SCORING—Illinois 128½, Indiana 127, Mich. State 61, Purdue 60, Wisconsin 42½, Iowa 32, Michigan 32, Ohio State 28, Northwestern 25, Minnesota 22.

100—Dill (MS) 9.4, Willis (O), Edwards (N), Mitchell (P), Williams (MS), McFarland (In); 220—Dill (MS) 21.0, App (I), Williams (MS), Edwards (N), Smith (N), Howe (Mic); 440—Eisenlauer (Io) 47.1, Smith (I), Smith (N), Watkins (P), Williams (Mic), Rappe (W); 880—Durkin (I) 1:48.5, Sang (W), DeWitte (In), White (I), Achgill (In), Johnson (Mic); MILE—Heidenreich (In) 4:05.3, Lacy (W), Magley (In), Brooks (I), Docherty (Io), Randall (W); 3-MILE—Virgin (I) 13:34.7, Reinke (In), Lindsay (MS), Fleming (W), Foley (In), Smith (O), 6-MILE—McGuire (Mic) 28:59.7, Cleary (In), Avery (I), Walters (I), Cross (Mic), Teddy (MS); 120-HH—Stapp (I) 13.8, DiMarzio (P), Jackson (In), Caudill (In), Melton (I), Hanlon (I); 440-H—Caudill (In) 51.3, Klein (MS), Casleman (MS), Brown (P), Neely (MS), Miller (I); 3000-M STEEPL—Durkin (I) 8:59.7, Holl (Min), Meyer (Mic), Liddell (P), Gramaroso (N), Lyndgaard (W).

HJ—Knoedel (Io) 7-3, Rubel (P), Gibbs (Mic), tie Grzesiak (W) and Sandslund (O), tie Keller (I) and Stanley (W); LJ—Cobb (In) 25-8½, Ehizuelen (I), Vaughn (P), Wilson (N), Kemp (MS), Robinson (Io); PV—Bullick (Min) 16-4¼, Ridlen (In), Scott (W), Keller (O), Crites (N), Nielsen (Io); SP—Baietto (I) 59-½, Adams (In), Price (In), Sloan (I), Turnbull (Min), Wujek (Min); DISC—Price (In) 165-5, Baietto (I), Ward (O), Stieve (W), Rogers (O), Zifchak (In); TJ—Ehizuelen (I) 50-6¼, Childers (P), Vaughn (P), Butler (Mic), Murphy (In), Forsythe (Min).

RELAYS—440—Illinois (Estes, App, Hanlon, Ehizuelen) 41.0, Mich. State, Iowa, Ohio State, Indiana, Northwestern; MILE—Illinois (Estes, White, Smith, App) 3:12.6, Purdue, Wisconsin, Northwestern, Iowa, Indiana.

1976 Meet: May 14-15, University of Illinois.

## California Collegiate Athletic Association

SCORING—Northridge St. 108, Cal Poly SLO 79, Cal Poly Pomona 60, Los Angeles St. 59, Bakersfield St. 18, UC Riverside 6.

100—Edwards (S) 9.4, Fletcher (N), V. Brown (N), Clark (N), Jarquin (L), Frierson (P); 220—Edwards (S) 21.2, V. Brown (N), Rowles (L), Clark (N), Fletcher (N); 440—Byrd (S) 47.7, Gold (S), Curry (P), Wagner (L), Cockerel (B); 880—Nash (P) 1:53.0, Marlow (S), McFarland (P), Mejia (L), Mogg (L); MILE—Simons (L) 4:16.2, Britton (L), G. Gonzalez (N), Mysliviec (S), G. Gonzalez (N); 3-MILE—Schankel (S) 14:07.5, Chaidze (N), Horn (N), Warrick (S), Beaton (S); 6-MILE—Chaidze (N) 28:33.5, Schankel (S), Young (L), Warrick (S), Wright (N), Quinones (L); 120-HH—Harris (P) 13.9, Frierson (P), Hall (N), Rillera (L), Johnson (N); 440-H—McNamara (S) 53.1, Nelson (P), Forte (N), Mead (S), Hall (N); 3000-M STEEPL—Large (N) 9:26.7, Curran (N), Young (L), Casanova (N), Hockerson (S), Sherburn (L).

HJ—Winston (L) 7-1, Frazier (N), Haynes (L), Chambers (N), Roberts (S), Gordon (S); LJ—James (P) 23-6, Gray (P), Haynes (L), Grimes (S), Butler (N), Derrick (L); PV—Bentz (N) 15-9, Haagen (S), G. Luke (L), Dvorak (S); SP—Albright (N) 57-11, Carr (P), Reabold (P), Benner (L), Pogues (R), Rothschild (N); DISC—Albright (N) 166-2, Carrillo (P), Pogues (R), Reabold (P), Benner (L), Morris (B); JAV—O'Connor (P) 201-8½, B. Luke (L), Healy (N), Sedia (P), G. Luke (L), Houghton (S); HAM—Allison (N) 135-7, Morris (B), Turley (B), Shaffer (R), Rothschild (N), Albright (N); TJ—Goodlow (N) 48-10½, Jackson (B), James (P), Christopher (S), Vasseur (N), Miller (B); DECATH—Houghton (S) 6:09.9, G. Luke (L), Wallace (N), B. Luke (L).

RELAYS—440—Northridge St. (C. Brown, Fletcher, Clark, V. Brown) 40.6, Cal Poly SLO Los Angeles St., Bakersfield St.; MILE—Cal Poly SLO (Barrett, McNamara, Byrd, Gold) 3:14.0, Bakersfield St., Northridge St.

1976 Meet: May 14-15, San Luis Obispo.



## 50th Central Collegiate Conference Championships

**SCORING**—Penn State 198, Eastern Mich. 80, Bowling Green 65, Kent State 40, Northern Ill. 40, Western Mich. 38, Michigan 33, Indiana 31, Wayne St. 26, Central Mich. 25, Mich. State 23, Kentucky St. 20, Illinois St. 12, Notre Dame 9, Toledo 9. Others: Albion, Ball State, Butler, Cleveland St., Illinois, Iowa, Ohio State, Ohio U., Olivet, Purdue, Valparaiso, Wisconsin.

**100**—Crawford (EM) 9.4, Sands (PS), Willis (OS), Taylor (EM), Bell (Kent), Davis (PS); **220**—Sands (PS) 21.2, Taylor (EM), Cherrier (Kent), Ballard (CS), Storm (BG), Howe (M); **440**—Ijirigho (IS) 46.8, Eisenlauer (Io), Lake (Io), Williams (M), See (BG), Mitchell (EM); **880**—Vinson (EM) 1:49.5, Johnson (M), Rexroat (PS), Parrish (Pu), Hutchinson (BG), Scott (NI); **MILE**—Magley (In) 4:07.5, Morrison (PS), Dubina (Kent), DesJardins (BG), Marvis (MS), Housley (ND); **3-MILE**—Stemmer (PS) 13:44.5, Smith (EM), Lindsay (MS), Malley (PS), Foley (In), Cross (M); **6-MILE**—Stemmer (PS) 28:28.2, Zumbaugh (BG), Kier (Kent), Secord (PS), Hollander (EM), Cartledge (BG); **120-HH**—Shine (PS) 14.0, Dimarzio (Pu), Jenkins (EM), tie Warren (BG) and Alexia (CM), Lewis (IS); **440-H**—Shine (PS) 51.0, Williams (Kent), Cornwell (W.M.), Casselman (MS), Klein (MS), Yount (CM); **3000-M STEEPLE**—Malley (PS) 8:51.1, Preston (BG), Irmen (Kent), Dawson (Kent), Augustin (PS), Grabowski (EM).

**HJ**—Knoedel (Io) 7-0, Francis (Kent), Gibbs (M), tie among Sandlund (OS), Johnson (CM) and Kiproff (PS); **LJ**—Ogunfeyimi (OU) 23-7½, Vaughn (Pu), Clutter (In), Kemp (MS), tie Little (WS) and Maclin (BG); **PV**—Gifford (PS) 16-4, tie among Crites (In), Nelson (Io), Scott (Wi) and Stokes (M), Hogan (ND); **SP**—Hjeltens (PS) 64-½, Byrnes (NI), Clayton (NI), Michalak (CM), Satchwell (NI), Middledorf (V); **DISC**—Hjeltens (PS) 182-3½, Fishler (T), Dilks (PS), George (ND), Kortemeyer (NI), Reihner (PS); **JAV**—Maes (WS) 214-5, Pauli (NI), Fearror (PS), Schomer (WM), Cwiek (WS), Johnson (CM); **HAM**—Satchwell (NI) 194-1, Meyer (WM), Coxworth (II), Sheely (PS), Dilks (PS), Breidenbach (Kent); **TJ**—Maclin (BG) 49-6½, Ogunfeyimi (OU), Mimms (OU), Childers (Pu), Karl (PS), Meredith (PS); **DECATH**—Howell (BS) 6,970, Hajnik (PS), DeBruin (WM), Condit (OS), Johansson (WS), Leith (WM).

**RELAYS**—440—Penn State (Davis, Hackman, Shine, Sands) 40.6, Eastern Mich., Kentucky St., Bowling Green, Central Mich.; **MILE**—Penn State (Hackman, Falco, Shine, Sands) 3:11.8, Eastern Mich., Bowling Green, Central Mich., Kentucky St., Western Mich.

1976 Meet: May 21-22, Western Michigan University.

## Central Intercollegiate Athletic Association

**SCORING**—Norfolk St. 70, Winston-Salem 45, Virginia St. 33, J.C. Smith 31, Fayetteville St. 30, Hampton Institute 30, Livingstone 30, Elizabeth City 3, St. Augustine's 3, St. Paul's 2, Shaw 0.

**100**—Wooten (F) 10.0, Davis (J), Smith (L), Macklin (W), Carmichael (J); **220**—Wooten (F) 21.9, Macklin (W), Davis (J), Smith (L), Todd (W); **440**—Davis (N) 48.0, Marrow (VS), Gaspy (H), Owens (N), Doughitie (N); **880**—Anderson (VS) 1:54.6, Harris (W), Astin (H), Austin (F), Hall (J); **MILE**—Foster (N) 4:23.2, Lipscomb (N), Norris (SA), Clarke (J), Sims (J); **2-MILE**—Clarke (J) 9:48.4, Fogel (J), Bradley (W), Spain (F), Foster (N); **120-HH**—Richardson (H) 14.7, Boulter (W), Ashley (N), Mabry (E), Gordon (W); **440-H**—Simmis (N) 55.5, Richardson (H), Ballard (W), Ashley (N), McKathan (F).

**HJ**—Holt (W) 6-2, Brockington (N), Gee (SP), Williams (VS), Heard (N); **LJ**—Heard (N) 23-1, Richardson (H), Moss (W), Carmichael (J), Sawyer (N); **PV**—Ballard (W) 12-6, Harlee (W), Tally (VS); **DISC**—Miller (L) 145-4, Curry (N), Leaven (L), Bell (F), Travis (F); **JAV**—Southernland (H) 165-7, Austin (H), Bell (F), Word (J), Grayson (E); **TJ**—Brockington (N) 49-1, Hinton (N), Sawyer (N), Williams (VS), Quarles (I).

**RELAYS**—440—Norfolk St. (Doughitie, Davis, Owens, Smith) 41.8, Fayetteville St., Winston-Salem, J.C. Smith, Virginia St.; **MILE**—Virginia St. (Yarborough, Mitchell, Anderson, Morrow) 3:21, Fayetteville St., J.C. Smith, Winston-Salem, Livingstone.

1976 Meet: April 30-May 2, Winston-Salem State.

## College Conference of Illinois and Wisconsin

**SCORING**—North Central 140, Augustana 135, Carthage 91, Millikin 83, Illinois Wesleyan 40, Carroll 38, Wheaton 24, North Park 7, Elmhurst 0.

**100**—Clendenny (NC) 9.8, Harris (M), Bushong (IW), Taylor (M), Branch (A), McGee (NC); **220**—Clendenny (NC) 21.9, Bushong (IW), Harris (M), Verlee (W), Taylor (M), McGee (NC); **440**—Dewith (A) 49.6, Hetzer (Carr), Garmon (NC), Yemm (A), Dyzelski (Carr), Sanders (IW); **880**—Hankel (NC) 1:53.9, Todd (A), Davies (NC), Enright (Cart), Evans (A), Hammermeister (A); **MILE**—Barrett (NC) 4:12.8, Enright (Cart), Colbo (Cart), Gysler (NC), Mitchell (NC), Molenda (A); **3-MILE**—Barrett (NC) 14:14.1, Schumacher (Cart), Copper (A), Fischer (NC), Russell (NC),

Jones (NP); **6-MILE**—Copper (A) 30:13.0, Schumacher (Cart), Macnider (NC), Green (NC), Hartmann (NC), Considine (NC); **120-HH**—Miller (Cart) 14.9, Schepper (M), Martin (NC), Doss (IW), Nelson (NP), Vandeleur (NC); **440-H**—Schepper (M) 53.95, Cornelious (A), Miller (Cart), Czuprynski (A), Nobis (M), Nelson (NP).

**HJ**—Russell (M) 6-9, Stanek (A), Hoberg (Cart), Markwell (NC), Larson (A), Heenan (NC); **LJ**—Hess (A) 23-2½, Lawson (NC), Lindberg (Cart), Larson (A), Martin (NC), Boedecker (Cart); **PV**—Felder (A) 14-0, Buck (M), James (NC), Chamberlain (M), Puls (A), Powers (M); **SP**—Versen (Cart) 52-10½, Konick (Cart), Eckhoff (LW), Jung (Carr), Heimbach (W), Blusher (W); **DISC**—Konick (Cart) 154-1½, Liset (W), Henson (M), Gaumer (A), Leccesi (M), Gordon (NC); **JAV**—McCoy (A) 192-11, Jones (IW), Olson (Carr), Robertson (Carr), Anderson (IW), Larson (A).

**RELAYS**—440—North Central (Clendenny, Garmon, Breunig, McGee) 43.2, Augustana, Millikin, Carroll, North Park, Illinois Wesleyan; **MILE**—Augustana (Cornelius, Todd, Yemm, Dewith) 3:19.6, North Central, Milliken, Illinois Wesleyan, Carroll, North Park.

1976 Meet: May 7-8, Wheaton College.

## 23rd Collegiate Track Conference Championships

**SCORING**—Adelphi 85, C.W. Post 58, Baruch 44½, Southern Conn. 25½, Trenton St. 23, Glassboro St. 15, Kings Point 14, N.Y. Tech 14, Central Conn. 13, Montclair St. 10½, CCNY 9½, Brooklyn Col. 5, Marist 2, Fairfield 1, York 1.

**100**—Bartlett (CWP) 9.8, Bailey (CCNY), Thomas (Ba), Cunningham (Ba), Jones (CWP); **220**—Bartlett (CWP) 21.5, Richardson (A), McBride (A), Cooper (A), Jones (CWP); **440**—Price (A) 47.2, Ancona (CWP), DePeiza (Ba), Richardson (A), Lapp (NYT); **880**—Dabney (A) 1:51.9, Quednau (NYT), Wade (G), Spencer (A), Zentmeyer (G); **MILE**—Murray (G) 4:15.4, Moody (A), Ogle (SC), Marley (T), Swanson (CWP); **3-MILE**—Field (A) 14:09.5, Feller (A), Butynes (CWP), O'Donoghue (Mo), Balavender (CC); **120-HH**—Wallace (CWP) 14.1, Hamilton (A), Corso (CWP), Hill (CC), Stevens (C); **440-H**—Lewis (Ba) 55.3, Streets (A), Sherrod (Mo), Sully (T), Lyons (KP); **3000-M STEEPLE**—Majoros (NYT) 9:31.6, Walton (T), Cooper (Ba), Costine (Ma), Dalton (F); **2-MILE WALK**—Stewart (KP) 15:48.6, Ambury (KP), Dulke (KP), Jeter (CCNY), Hart (CCNY).

**HJ**—McRae (A) 6-6, Kirkwood (C), Kanya (CWP), Cunningham (Ba), tie Day (CCNY), Robinson (Mo), Davis (SC), Lewis (Ba); **LJ**—Cunningham (Ba) 23-2½, Bailey (Ba), Flippen (A), Hill (CC), Blackwood (Br); **PV**—Springsteen (SC) 14-3, Lewis (CWP), Pendlebury (Mo), Kretzer (NYT), Mullen (CC); **SP**—Arcieri (A) 56-10, Post (CWP), DeLuise (T), Durrigan (SC), Roe (T); **DISC**—Post (CWP) 171-3, DeLuise (T), Wyzkowski (CC), Arcieri (A), Johnson (CWP); **JAV**—Johnson (CWP) 215-11, Mirabelli (T), Dougherty (T), Wyzkowski (CC), Vogel (SC); **HAM**—Durrigan (SC) 179-0, Castaldi (C), Sandas (SC), Wyzkowski (CC), Calozzo (A); **TJ**—Goode (A) 47-10½, Bailey (Ba), Cunningham (Ba), Flippen (A), Lennie (Y).

**RELAYS**—440—Adelphi (Price, Richardson, Streets, Hamilton) 42.6, Baruch, C.W. Post, CCNY, Brooklyn Col.; **MILE**—Adelphi (Spencer, Dabney, Streets, Price) 3:17.2, Baruch, Brooklyn Col., Montclair St., N.Y. Tech.

## East Coast Conference

**SCORING**—Bucknell 143, Lehigh 83, Lafayette 77, St. Joseph's 63, Temple 59, Drexel 51, West Chester 46½, LaSalle 39, Delaware 15½, American 11, Hofstra 0, Rider 0.

**100**—Gibson (SJ) 10.0, Ciemniecki (Laf), Scott (B), Scott (L), Brown (T), Willert (SJ); **220**—Ciemniecki (Laf) 21.9, Scott (B), Peitzman (T), Brown (T), Williams (B), Grossman (T); **440**—Stephens (LaS) 48.2, Griffin (WC), Manion (SJ), Carson (T), DePalma (B), Williamson (B); **880**—McLean (B) 1:52.3, Bonasorte (B), Nagelberg (B), Ziegler (Laf), Guntle (LaS), Wilson (LaS); **MILE**—Hilferty (Dr) 4:12.2, Carroll (B), Thoren (L), Jacovini (LaS), Cohen (A), Glah (SJ); **3-MILE**—Michael (L) 14:02.4, Cohen (A), Glah (SJ), Rogers (L), Gilman (T), Sheinbaum (LaF); **6-MILE**—Calvano (B) 30:11.4, Brown (LaS), Hyde (B), Bargiel (B), Pesce (T), Sprick (L); **120-HH**—Lynn (Dr) 14.6, Harmon (Laf), Reimold (Laf), Brooker (T), Seeburger (Dr); **440-H**—Lynn (Dr) 51.9, Schoeffler (B), Sugden (SJ), King (B), Vanderhoff (LaS), Dish (L); **3000-M STEEPLE**—Rogers (L) 9:12.4, Davis (B), Kobza (B), McCoy (B), Hager (B), Woods (A).

**HJ**—Irion (T) 6-11½, tie Klotz (Laf) and Gilbert (Laf), Eirikis (SJ), tie Lyons (SJ) and Ingram (De); **LJ**—Green (L) 23, Scott (L), Gilbert (Laf), Ingram (De), Tenenand (L), Gibson (SJ); **PV**—Gorman (WC) 14-6, Gladu (Dr), Rossi (T), Aspril (WC), Jones (Laf), Callaghan (SJ); **SP**—Sekulski (WC) 54-5, DiNicola (Dr), Bichach (L), Baum (Laf), Callaghan (SJ); **DISC**—Michaels (De) 156-5, Sekulski Frizzalone (T), Carty (B), Omensetter (LaS); **DISC**—Michaels (De) 156-5, Sekulski (WC), Orlando (SJ), Dakan (B), Tobia (LaS), DiNicola (Dr); **JAV**—Vargo (L) 210-3, Reynolds (LaS), McNulty (SJ), Cross (WC), Devine (T), Winder (De); **TJ**—Gravely



(B) 48-7½, Gilbert (Laf), Grady (B), Brown (SJ), Cannelli (T), Stauffer (L).  
**RELAYS-440**—Lehigh (Dutt, Dance, Green, Kappel) 41.9, Bucknell, Lafayette, Temple, Drexel, St. Joseph, **MILE**—Bucknell (Goforth, Korkuch, DePalma, McLean) 3:12.8, St. Joseph, Temple, Lafayette, West Chester, LaSalle.  
 1976 Meet: May 7-8, Lehigh University.

### Eastern Intercollegiate Athletic Association

**SCORING**—Springfield 37, Bowdoin 33, Southern Conn. 31, Brandeis 26½, Tufts 23, Williams 22, Central Conn. 21, Providence 20, Worcester St. 20, Coast Guard 19, Bates 15½, MIT 10½, Worcester Tech 10, Wesleyan 7, Lowell Tech 4½, Amherst 1, Boston St. 1, Colby 1.

**100**—Donolow (T) 9.9, Brown (We), Frasier (SC), Smith (WT), Whitten (Sp); **220**—Donolow (T) 22.1, Perry (Wi), Ufer (Bow), Bockus (WS), Montiero (Sp); **440**—Weyers (CG) 49.6, Wasyl (CC), Strobino (SC), Parker (Wi); **880**—Horton (Br) 1:52.0, Baird (CG), Dunn (Bow), Wise (Sp), Riley (WS); **MILE**—Arnold (P) 4:07.6, Duggan (Sp), Briggs (WT), Treacy (P), Rafferty (P), Sanborn (Bow); **3-MILE**—Savoie (P) 14:04.3, Duggan (Sp), Merrill (Ba), Richardson (M), Farley (P); **6-MILE**—Reinhold (Br) 29:22.8, Smith (P), Nill (SC), Hodge (LT), Thacker (CG); **120-HH**—Reed (Wi) 14.5, McCray (Sp), Hintlian (T), Hill (CC), Errantti (BS); **440-H**—Hintlian (T) 52.8, Reed (Wi), Gatchell (Bow), Belmonte (WS), Stadler (A).

**HJ**—Bardaglio (Ba) 6-5, Visbaras (Br), Van Borstel (M), Baker (Ba), Goossens (LT); **LJ**—Hill (CC) 22-5½, Visbaras (Br), Perry (Wi), Dragone (Sp), Soule (SC); **PV**—Springsteen (SC) 14-6, Ladbetter (Bow), Davis (CG), Gould (T), Wells (Ba); **SP**—Leavitt (Bow) 55-10½, Hoffmann (Br), Dypuis (WS), Durrigan (SC), Branchini (Sp); **DISC**—Dypuis (WS) 164-10, Dattoli (Sp), Cedrone (Ba), Leavitt (Bow), Wyzkowski (CC); **JAV**—Hunter (M) 193-9, Wyzkowski (CC), McKee (Sp), Komm (WT), Vogel (SC); **HAM**—Durrigan (SC) 186-2, Waithe (Bow), Sandas (SC), Castaldi (SC), Sherman (Sp); **TJ**—McCray (Sp) 48-¾, Visbaras (Br), Donie (WT), Moore (CG), Flynn (CG).  
**RELAYS-440**—Bowdoin 42.6, Springfield, Wesleyan, Coast Guard, Colby; **MILE**—Worcester St. 3:13.8, Central Conn., Williams, Bowdoin, Southern Conn.  
 1976 Meet: May 8, Bowdoin College.

### Far Western Conference

**SCORING**—Hayward St. 142, Chico St. 126, UC Davis 117, Sacramento St. 112, Humboldt St. 83, San Francisco St. 68.

**100**—Clark (Ha) 9.8, Smith (Ha), Williams (Sac), Stephens (Ha), Sparks (SF), Arndt (C); **220**—Rogers (Sac) 21.8, Clark (Ha), Ingram (Sac), Arndt (C), Malysiak (D), Stephens (Ha); **440**—Rogers (Sac) 47.6, Bolton (Sac), Porter (C), Adams (SF), Hatley (SF), Pinkney (SF); **880**—Mijares (Sac) 1:52.5, Harris (D), Butler (C), Hopkins (D), Hall (Hu); **MILE**—Hammer (Hu) 4:12.4, McGrath (D), Ruggle (C), Stone (C), Taxiera (D), Sturgeon (Sac); **3-MILE**—Yeo (D) 14:02.4, Elias (Hu), Dulaney (Hu), Sheehan (D), Sweeney (D), Griffen (C); **6-MILE**—Sheehan (D) 29:01.4, Elias (Hu), Yeo (D), Martinez (D), Dulaney (Hu), Marks (D); **120-HH**—Stokes (C) 14.8, Greshaw (C), Tatum (Ha), Sparks (SF), Bahme (D), Davis (SF); **440-H**—Brooker (SF) 54.4, Stokes (C), Davis (SF), Patterson (Ha), Monte (D); **3000-M STEEPLE**—Anderson (Hu) 8:59.5, Brown (C), Milan (Ha), Young (D), Berquist (D), Chitwood (D).

**HJ**—Friday (Ha) 6-10, Haber (Ha), Harmon (Ha), Sullivan (C), tie Radcliffe (Ha), Palumbo (D) and Coleman (Sac); **LJ**—Urmann (C) 23-11, Knox (C), Ryan (D), Wamble (Ha), Herbert (Sac), Taylor (Sac); **PV**—Lynn (SF) 15-0, Nelson (Ha), Simas (Hu), Behr (Ha), Starmier (D), Lindsey (Hu); **SP**—DeSoto (Sac) 54-1¼, Reno (Sac), Cobbler (Hu), Goings (Hu), Crum (C), Kirkham (D); **DISC**—Frankiewicz (C) 169-0, DeSoto (Sac), Catron (D), Kirkham (D), Smith (C), Hall (C); **JAV**—Parker (SF) 222-3 Bracy (Hu), Ladd (C), Schwald (D), Kaufeldt (SF), Meyers (C); **HAM**—Dyer (Ha) 180-4, Blankenship (Ha), Serafino (Ha), Sawyer (Ha), Szelle (SF), Mizuki (Sac); **TJ**—Moore (Sac) 49-1¾, Blake (C), Ryan (D), Haber (Ha), Butler (SF), Taylor (D); **DECATH**—Heilman (Hu) 6:32.8, Meyers (C), Morisoli (Ha), Behr (Ha), Abbott (D), Simas (Hu).

**RELAYS-440**—Sacramento St. (Williams, Roberts, Ingram, Rogers) 42.1, Hayward St., UC Davis, San Francisco St., Humboldt St.; **MILE**—Sacramento St. (Roberts, Bolton, Mijares, Rogers) 3:15.4, San Francisco St., UC Davis, Chico St., Humboldt St., Hayward St.

1976 Meet: May 13-15, San Francisco State.

### Greater Boston Championships

**SCORING**—Harvard 114, Northeastern 85, Boston Col. 60, Brandeis 27, Boston U. 21, MIT 6, Tufts 6.

**100**—Hazard (BC) 9.8, Green (BC), Frelow (N), Hooks (H), Myers (BC); **220**—Hazard (BC) 21.8, Hooks (H), Laube (BU), Donolow (T), Somerville (N); **440**—Brown (H) 49.0, McLeod (BU), Thomas (Br), Trovato (BC), Mortimer (N); **880**—

Francis (BC) 1:51.3, Okerman (H), Grahame (N), Stolle (N), Vercollone (BC); **MILE**—Taylor (BU) 4:06.7, Campbell (H), Hickey (N), Becker (BC), Horton (Br); **3-MILE**—Flora (N) 13:42.4, Buckley (N), Keefe (H), Donaghue (Br), Caban (Br); **6-MILE**—Flanders (N) 29:40.2, Bessonetti (N), Roach (BC), Nemaze (H), Durette (H); **120-HH**—Butler (H) 15:0, Okine (M), Mahon (BU), Cadden (BC), Leonardo (BU); **440-H**—Butler (H) 52.5, Hintlian (T), Charland (BC), Jamiak (BU), Maggio (H); **3000-M STEEPLE**—Reinhold (Br) 9:06.2, Goldsmith (N), Curtis (H), Skinner (H), Paul (N).

**HJ**—Embree (H) 6-6, Sullivan (H), McCulloh (H), Quigley (N), Brennan (N); **LJ**—Vanderpool-Wallace (H) 22-4½, Visbaras (Br), Heckel (H), Martin (N), Wendel (H); **PV**—Heckel (H) 13-6, Berge (H), Grant (N), Block (H), Roeder (BC); **SP**—Rao (N) 57-6½, McCafferty (H), DuPont (N), Dray (BC), Hackett (N); **DISC**—Woick (BC) 159-9, Gilbane (H), Queen (H), Hackett (N), Dray (BC); **JAV**—Johnson (N) 217-6, Bramnick (N), Mahoney (BC), Hunter (M), Walsh (N); **HAM**—Djerassi (N) 212-7½, Johnston (N), Jiggett (H), Laub (Br), Christian (BC); **TJ**—Vanderpool-Wallace (H) 49-1½, Visbaras (Br), Kayali (H), Embree (H), Stedman (Br).

**RELAYS-440**—Boston Col. 43.0, Harvard, Northeastern, Boston U., Brandeis; **MILE**—Harvard (Brown, Schmidt, Maggio, Butler) 3:16.0, Boston Col., Northeastern, Brandeis.

1976 Meet: May 2, Boston College.

### Great Plains Athletic Conference

**SCORING**—Ft. Hays St. 128, Northern Colo. 122, Emporia St. 103, Pittsburg St. 82, Southern Colo. 75, Kearney St. 24, Washburn 24.

**100**—Williams (NC) 9.5, Johnson (E), Gregg (E), Webster (SC), Harris (SC), Johnson (NC); **220**—Williams (NC) 21.3, Johnson (E), Grey (E), Atherton (P), Harris (SC), Foote (FH); **440**—Foote (FH) 47.5, Sevier (E), Snell (P), Wicker (NC), Cowles (NC), Kelley (P); **880**—Littrell (W) 1:57.4, Rush (NC), Herman (FH), Larsen (NC), Kurdi (P), Todd Filmer (FH); **MILE**—Rush (NC) 4:21.9, Lowry (FH), Maser (P), Savage (P), Sigle (FH), Tyler (E); **3-MILE**—Bosley (NC) 15:03.0, Conover (P), Montoya (SC), Smith Latta (P), Cherry (NC); **120-HH**—Webster (SC) 14.1, Lee (SC), Rodgers (E), Smith (FH), Wiens (FH), Lewis (P); **440-H**—Qualheim (NC) 54.3, Cagle (P), Lee (SC), Martin (E), Learned (NC), Wick (NC); **3000-M STEEPLE**—Bosley (NC) 10:05.0, Rabuse (K), Cherry (NC), Todd (P), Bray (SC), Soukup (P).

**HJ**—Mische (P) 6-8, Johnson (SC), Stoppel (FH), Dupree (W), Sams (E), Honeycutt (P); **LJ**—Herold (FH) 23-9, Qualheim (NC), Wiens (FH), Williams (NC), Webb (E), Roe (P); **PV**—Elliott (P) 15-8½, Roney (P), Grubb (FH), Webb (E), Henderson (NC), Kraisinger (FH); **SP**—Carter (FH) 51-3, Love (SC), Coblentz (E), Wilson (E), Stewart (FH), Reichert (P); **DISC**—Carter (FH) 168-5, Coblentz (E), McGowne (FH), Tapler (E), Dahlberg (NC), Potter (NC); **JAV**—Deines (FH) 208-1½, Meeker (E), Basye (FH), Glendingen (FH), Dahlberg (NC), Bahner (FH); **TJ**—Dupree (W) 49-9, Johnson (SC), Herold (FH), Rohweder (NC), Gabriel (NC), Shepard (E).

**RELAYS-440**—Southern Colo. (Harris, Lee, Groves, Webster) 41.2, Emporia St., Ft. Hays St., Northern Colo., Pittsburg St., Kearney St.; **MILE**—Emporia St. 3:19.2, Kearney St., Pittsburg St., Northern Colo., Ft. Hays St., Southern Colo.

1976 Meet: May 1, Kearney State College.

### Gulf South Conference

**SCORING**—SE Louisiana 183, NW Louisiana 126, Troy State 114, Mississippi Col. 102, Delta State 61, Jacksonville St. 1.

**100**—Smith (S) 9.4, Hardy (S), Babers (N), Stewart (M), Turner (T), Holmes (M); **220**—Smith (S) 20.9, Hardy (S), Myricks (M), Douglas (S), Babers (N), Pickett (T); **440**—Douglas (S) 47.0, Oliver (T), Moore (N), Gamble (S), DiGrazia (N), Campbell (M); **880**—Evans (M) 1:52.8, Houlton (T), Chance (D), Hopkins (D), Franklin (D), Matson (N); **MILE**—Gatson (N) 4:08.7, Boyles (M), Crews (T), Shilling (T), Tram-Gatson (N); **3-MILE**—Palmer (T) 14:24.4, Crews (T), Moore (N), Wood mell (N), Garrett (T); **120-HH**—Martin (S) 14.1, Blue (S), Bolden (S), Brooks (M), Bolt (N), Trammell (N); **440-H**—Plummer (T) 52.9, Studstill (T), Mitchell (N), Brooks (D), McPhail (M), Blue (S); **3000-M STEEPLE**—Crews (T) 9:09.9, Moore (N), Dukes (M), Sutherland (T), Wood (M), Johnson (N).

**HJ**—Saul (M) 6-8, Wellington (M), Hooper (N), McMullin (T), Barrier (N), Blalock (M); **LJ**—Myricks (M) 25-3½, Brown (N), Dykes (S), Smith (S), Thomas (N), Cobb (T); **PV**—Sullivan (T) 15-0, Barrier (N), Pope (N), Perry (D), Nelson (S), Harris (T); **SP**—Collins (D) 53-4½, Guillory (S), Osborne (D), Waterbury (M), Hale (D), Maronge (S); **DISC**—Price (S) 165-6½, Lee (N), Yates (M), Waterbury (M), Collins (D), Guillory (S); **JAV**—McConnel (N) 215-1, Bickham (S), Sweet (S), Magruder (S), Baker (D), Carolos (D); **HAM**—Price (S) 168-7, Collins (D), Kenelly (S), Maronge (S), Nelson (S), Hill (M); **TJ**—Smith (S) 48-1½, Dykes (S), Cobb (T),



Johnson (N), Thomas (N), McPhail (M).

**RELAYS-440**—SE Louisiana (Lawrence, Douglas, Hardy, Smith) 40.35, NW Louisiana, Mississippi Col., Delta State; **MILE**—Troy State (Turner, Myrick, Pickett, Oliver) 3:13.8, NW Louisiana, Mississippi Col., SE Louisiana, Delta State, Jacksonville St. 1976 Meet: April 24, Delta State.

### 41st Heptagonal Championships

**SCORING**—Pennsylvania 71, Navy 51, Cornell 43, Harvard 38, Princeton 26, Army 24, Dartmouth 24, Brown 22, Columbia 3, Yale 2.

**100**—James (Pe) 9.7, Seitz (Pe), H. Morgan (B), Meyer (B), T. Morgan (B); **220**—James (Pe) 21.7, Seitz (Pe), Craven (A), Wilk (Pr), Grosvenor (B); **440**—Norman (D) 47.4, Anderson (N), Abels (Cor.), Pritchett (N), Nichols (D); **880**—Roach (Cor) 1:50.3, Masback (Pr), Hedrick (Pr), Stockel (Pr), Okerman (H); **MILE**—Bateman (N) 4:06.8, Campbell (H), Huntley (Pe), Weishar (A), Salazar (N); **3-MILE**—Trujillo (A) 13:40.8, Alitz (A), Clarke (Pe), Staver (Pe), DeMarco (Cor); **120-HH**—Schwab (Pe) 14.6, Morey (Pe), Fitts (A), Davis (Y), Campbell (N); **440-H-Schwab** (Pe) 52.5, Escallier (B), Hulse (Cor), Maggio (H), Bobick (Cor); **3000-M STEEPLE**—Hubbard (N) 8:56.8, Kooymans (Pr), Walker (D), Heck (Col), McKee (Pe).

**HJ**—Embree (H) 7-1½, Buddington (Pe), Parker (N), Rutherford (Pe), Coppins (N); **LJ**—Vanderpool-Wallace (H) 24-11, Leonard (Cor), High (N), T. Morgan (B), Stachitas (Pe); **PV**—Zwingleberg (N) 15-11½, Heckel (H), Williges (Pr), Adlam (Pe), Roger (A); **SP**—Doupe (Cor) 58-7¼, Cortina (Pe), Shields (Cor), Hutchison (N), McCafferty (H); **DISC**—Murphy (N) 160-1, Herman (N), Gilbane (H), Pfandl (N), Otterstetter (Col); **JAV**—Franks (Pr) 241-10, Cummins (D), Gapsinski (D), Delape (N), Scanlon (Pe); **HAM**—Shiel's (Cor) 196-0, Niemi (H), Bartlett (B), Kasprisin (A), Bessette (Pe); **TJ**—Leonard (Cor) 50-6½, Vanderpool-Wallace (H), Granger (Cor), Kayali (H), Flint (D).

**RELAYS-440**—Pennsylvania (Gansle, James, Seitz, Grannum) 40.5, Brown, Army, Navy, Cornell; **MILE**—Dartmouth (Coburn, Tagatac, Nichols, Norman) 3:15.5, Princeton, Pennsylvania, Brown, Harvard.

1976 Meet: May 8, Brown University.

### 99th ICAAAA Championships

**SCORING**—Seton Hall 80, Villanova 75, Maryland 73, William & Mary 52, Pennsylvania 49, Navy 33½, Northeastern 27, Rutgers 26, Massachusetts 20, Dartmouth 20, Connecticut 16, Cornell 15, C.W. Post 13, Harvard 12, Princeton 10, Georgetown 10, Brown 10, Pittsburgh 10, Rhode Island 10, Drexel 9, Lafayette 8, American 8, East Stroudsburg 8, Manhattan 8, Fairleigh Dickinson 8, Providence 7, Boston Col. 6, Bloomsburg St. 6, Catholic 4, Fordham 4, St. John's 3, Columbia 2, Tufts 2, Boston U. 2, Temple 1½, Buffalo 1, Bowdoin 1, West Virginia 1.

**100**—Joseph (SH) 9.5, Basciano (Md), James (Pe), Chambers (SH), Grannum (Pe), Gansle (Pe); **220**—Joseph (SH) 20.8, Thomas (FD), James (Pe), Blackshear (SH), Basciano (Md), Cooper (SH); **440**—Farmer (Pi) 46.7, Daley (SH), Brock (SH), Musgrove (Ca), Norman (Da), Bogue (V); **880**—Takacs (V) 1:47.6, Schappert (V), Clark (WM), Belcher (V), Taylor (BU), Hedrick (Pri); **MILE**—Coghlan (V) 3:59.3, Speirs (Ru), Kane (V), Jurgens (Fo), Colon (Man), Hickey (No); **3-MILE**—Coghlan (V) 13:38.8, McCarey (V), Arnold (Pro), Staver (Pe), Cook (WM), Treacy (Pro); **6-MILE**—McCarey (V) 28:41.8, Cohen (A), Thomas (Mas), Fultz (G), Clarke (Pe), Kasich (WV); **120-HH**—Dobson (WM) 13.6, Lynn (Dr), Myatt (SH), Schwab (Pe), Murphy (Con), McEvoy (SH); **440-H-Schwab** (Pe) 51.2, Becker (WM), Nichols (Md), Escallier (Br), Hintlilian (Tu), Lynn (Dr); **3000-M STEEPLE**—Roche (Ru) 8:41.0, Gillin (Mas), Brown (G), Hubbard (Na), Heck (Col), Goldsmith (No).

**HJ**—Fields (SH) 7-1, Embree (H), Irving (WM), Turner (Bl), tie Irion (Te) and Parker (Na); **LJ**—Jones (WM) 25-4¼, Davenport (Md), Sinclair (Md), Adamson (Mas), Goodman (Md), Stephens (Bu); **PV**—Jarrow (RI) 16-0, Remus (Md), Herndon (Md), Lipinski (WM), Heckel (H), Brannon (Na); **SP**—Doupe (Cor) 60-6, Rao (No), Cortina (Pe), Shields (Cor), Hutchinon (Na), Post (CWP); **DISC**—Post (CWP) 162-1, Herman (Na), Woicik (BC), White (Con), Gilbane (H), Murphy (Na); **JAV**—Cummins (Da) 226-1, Franks (Pri), Delape (Na), McNally (Na), Johnson (CWP), Johnson (No); **HAM**—Dierassi (No) 222-6, Bessette (Con), Johnston (No), Feldman (L), McCree (SJ), Shields (Cor); **TJ**—Goodman (Md) 50-3, Jenkins (ES), Jones (WM), Gilbert (L), Davis (Con), Long (Md); **DECATH**—Hamlin (Md) 7,227, O'Hare (Ru), Lowe (Na), Keehn (V), Ryan (Mas), Fullerton (Pri).

**RELAYS-440**—Seton Hall (Chambers, Joseph, Daley, Blackshear) 40.4, Pennsylvania, Brown, Maryland, Bloomsburg St., Bowdoin; **MILE**—Seton Hall (Lewis, Presley, Daley, Brock) 3:08.9, Dartmouth, Manhattan Villanova, Maryland, St. John's.

1976 Meet: May 21-22, University of Pennsylvania.

### Independent College Athletic Conference

**SCORING**—RPI 87, Rochester Tech 75, St. Lawrence 61, Alfred 58, Ithaca 16, Hobart 6.

**100**—Newsome (RT), 10:10 Rice (S), Cauthen (A), Clancy (H), Veltre (A); **220**—Newsome (RT) 22.70, Jones (RP), Snyder (A), Gerner (S), Friedman (RP); **440**—Rice (S) 50.76, Stebbins (RT), Hart (S), Vaughn (RP), Jones (A); **880**—Wyatt (RT) 1:56.82, Radl (RT), Chantry (S), Forrister (RP), Alexander (S); **MILE**—Gibson (A) 4:29.54, McGann (S), Herbert (RP), Petto (RP), Masucci (RP); **3-MILE**—McGann (S) 15:11.42, Herbert (RP), Priess (S), Alexander (RP), Durfee (S); **6-MILE**—Pulos (A) 31:34.57, Groden (RP), Taylor (RP), Miller (RT), Terry (S); **120-HH**—Wolling (RT) 15:13, Frommter (RT), Friedman (RP), Murray (A), Greene (RP); **440-H**—Wolling (RT) 56.97, Smith (S), Greene (RP), Lusardi (RP), Allen (A).

**HJ**—Scott (A) 6-2, Arpel (S), Fahy (I), Leohé (RP), Roubad (RT); **LJ**—Snyder (A) 21-6½, Scott (RP), Clark (RT), Jones (H), Rubin (A); **PV**—King (I) 14-0, Eggleston (I), Rubin (A), Haun (RP); **SP**—Lowell (RP) 50-9½, Bruce (A), Holcomb (RT), Kriznik (RT), Marshall (S); **DISC**—Bruce (A) 146-6¼, Holcomb (RT), Lowell (RP), Reed (S), Rosenzweig (RT); **JAV**—Way (RP) 167-3½, Briggs (S), Herstein (S), Donnelly (I), Holcomb (RT); **HAM**—Lowell (RP) 164-4, Ellis (RP), Brunner (RT), Kingery (A), Freel (RP); **TJ**—Clark (RT) 44-9, Scott (RP), Leone (RP), Shuster (S), Hirt (H).

**RELAYS-440**—RPI (Vaughn, Friedman, Greene, Jones) 44.53, Rochester Tech, Alfred, St. Lawrence, Ithaca; **MILE**—St. Lawrence (S) 3:28.32, Alfred, Rochester Tech, RPI, Hobart.

1976 Meet: April 30, Hobart College.

### Indiana Collegiate Conference

**SCORING**—Valparaiso 173, Indiana Central 142½, Wabash 83, Butler 78, Evansville 45, DePauw 32.

**100**—Waymire (W) 10.0, Lauer (V), Nalley (IC), Blair (E), Norris (B), Crowe (IC); **220**—Lauer (V) 21.5, Waymire (W), Nalley (IC), Hall (IC), Hanley (V), Norris (B); **440**—Murray (V) 48.5, Hanley (V), Hall (IC), Korb (E), Davis (IC), Semro (V); **880**—Murray (V) 1:56.8, Stover (IC), Mulvihill (V), Kessler (B), Williams (IC), Thomas (V); **MILE**—DeLaBruere (V) 4:20.9, Atwood (IC), Scheele (IC), May (E), Sakel (E), Donovan (B); **3-MILE**—DeLaBruere (V) 14:34.2, Waterfill (B), Odum (B), Atwood (IC), Haley (W), May (E); **120-HH**—Parsons (IC) 15.2, Richmond (E), Brown (V), Henderson (W), Kingery (W), Cutshaw (IC); **440-H**—Brown (V) 54.5, McCarvey (D), Parsons (IC), Kingery (W), Fisher (IC), Cutshaw (IC); **3000-M STEEPLE**—Kessler (B) 9:17.6, Norris (E), Stover (IC), Hawley (V), Harris (B), Graham (IC).

**HJ**—Samuel (V) 6-6, Rowe (B), Stahlt (IC), Steward (W), Henderson (W), Streicher (V), Johnson (W); **LJ**—Winterbottom (W) 21-11, Jones (W), Acton (B), Durrn (B), Massman (V), Weaver (IC); **PV**—Piaskowy (V) 13-6, Guthrie (E), Seib (V), Sullivan (V), Ullman (D), Crowe (IC); **SP**—Middeldorf (V) 52-7, Allgood (IC), Scofield (IC), Dick (B), Logsdon (B), Lanie (IC); **DISC**—Kinney (D) 150-6, Einterz (V), Reiff (IC), Middeldorf (V), Allgood (IC), Scofield (IC); **JAV**—Ehrnschwender (D) 190-8, Maryanski (V), Weaver (IC), Hurley (IC), Jones (W), Eisner (IC); **TJ**—Stone (B) 45-3¾, Campbell (IC), Massman (V), Jackson (IC), Hayes (E), Jones (W).

**RELAYS-440**—Valparaiso 42.6, Wabash, Butler, Evansville, DePauw, Indiana Central; **MILE**—Valparaiso 3:21.5, Indiana Central, Wabash, Butler, Evansville, DePauw.

1976 Meet: April 24, DePauw University.

### Iowa Conference Championships

**SCORING**—Luther 112, Wartburg 53, Central 38, William Penn 31, Dubuque 18, Simpson 8, Upper Iowa 6, Buena Vista 3.

**100**—Spiers (L) 10.2, Dewey (W), Cannon (L), Berkas (L), Kurtz (C); **220**—Jorgenson (L) 22.6, Dewey (W), Gray (L), Cannon (L), Wilson (C); **440**—Jorgenson (L) 49.5, Gray (L), Colton (W), Monsen (L), Fenc (W); **880**—Evans (L) 1:57.0, Nymeyer (WP), Bleckwehl (W), Neubauer (L), Hollingsworth (C); **MILE**—Williamson (L) 4:20.2, Neve (W), Potter (L), Hanson (L), Nagle (W); **3-MILE**—Waddle (C) 15:18.3, Smock (L), Boal (D), Nagle (W), Oelschlaeger (W); **120-HH**—Martin (C) 15.6, Piester (C), Tallman (D), Albert (L), Starkey (WP); **440-H**—Piester (C) 55.9, Kosman (WP), Foltz (W), Peckham (L), Wohler (W).

**HJ**—Graves (WP) 6-3¾, Neunaber (L), Tallman (D), Evans (L), Fry (W), LJ—Rempp (L) 22-1¼, Cannon (L), Finnessey (W), Hickman (S); **Peckham (S); PV**—Hahn (L) 12-6, Burke (W), Dieken (WP); **SP**—Dirth (L) 54-5¼, Patik (WP), Guthrie (W), Hogan (C), Howard (C); **DISC**—Dirth (L) 144-10, Brown (D), Stapleton (L), Guthrie (W), Whalen (S); **JAV**—Anderson (W) 187-1, Brown (D), Vescovi (WP), McGee (WP), Johnson (S); **TJ**—Rehming (L) 43-8, Piester (C), Graves (WP), Hickman (S), Peckham (L).



**RELAYS-440**—Luther (Gray, Jorgensen, Cannon, Berkas) 43.4, Central, Wartburg, Simpson, William Penn; **MILE**—Luther (Gray, Neubauer, Monsen, Jorgensen) 3:20.8, Wartburg, Buena Vista, Central, Dubuque.

1976 Meet: May 7-8, Wartburg College.

### State of Maine Invitational Championships

**SCORING**—Bowdoin 96½, Maine 48½, Bates 35, Colby 18.

**100**—Ufer (Bo) 10.1, Strang (Bo), Mathews (Bo), Richardson (C); **220**—Ufer (Bo) 22.0, VanPeurseum (M), Strang (Bo), Richardson (C); **440**—Dunn (Bo) 50.1, VanPeurseum (M), Brown (M), Gott (M); **880**—Dunn (Bo) 1:56.0, Sanborn (Bo), Brust (Bo), Casey (C); **MILE**—Sanborn (Bo) 4:15.4, LaFlamme (M), Merrill (Ba), DeBruin (Ba); **3-MILE**—Merrill (Ba) 14:33.6, Leonard (Ba), Chasen (Ba), Seekins (M); **120-HH**—Getchell (Bo) 15.4, Elwell (Bo), Lungelow (Ba), Welte (C); **440-H**—Getchell (Bo) 55.1, Schaible (M), Soule (Bo), Lovely (Ba).

**HJ**—Leathe (M) 6-4, tie Bardaglio (Ba) and Baker (Ba), Sharek (M); **LJ**—E. Lammi (M) 22-4½, Soule (Bo), Otterson (M), Decker (C); **PV**—Leadbetter (Bo) 14-3, Hart (C), tie Littlehale (Bo) and Paret (C); **SP**—Leavitt (Bo) 53-8, Cedrone (Ba), Waithe (C), Cable (Bo); **DISC**—Leavitt (Bo) 154-3, Cedrone (Ba), Waithe (Bo), Wood (M); **JAV**—Chesterton (Bo) 183-10½, Paret (C), Hook (Bo), Golden (Bo); **HAM**—Cedrone (Ba) 170-3, Waithe (Bo), Healey (C), Carlson (Bo); **TJ**—E. Lammi (M) 46-4½, McFarlane (M), P. Lammi (M), Kipp (Ba).

**RELAYS-440**—Bowdoin (Strang, Mathews, Ufer, Soule) 42.9, Maine, Colby, Bates; **MILE**—Maine (Gott, Schaible, Brown, VanPeurseum) 3:22.8, Bowdoin, Bates, Colby. 1976 Meet: May 1, Bowdoin College.

### 40th Mason-Dixon Conference Championships

**SCORING**—Mt. St. Mary's 102, Salisbury 65, Catholic 47, Towson St. 31, Loyola 11, Gallaudet 10, Umd. Baltimore Co. 8, Roanoke 7, George Mason 6.

**100**—tie Polk (S) and Pitt (S) 10.0, Stebbins (MSM), tie Birchard (UM) and Fries (MSM); **220**—Polk (S) 21.9, Martin (MSM), Banks (MSM), Womersley (TS), Milford (G); **440**—Banks (MSM) 47.8, Martin (MSM), Homan (C), Lake (C), Metzger (L); **880**—Fischer (C) 1:54.5, Landis (MSM), LaRocco (R), Dayhoff (C), Menschner (MSM); **MILE**—Peterson (GM) 4:20.6, Ireland (MSM), Smith (C), O'Connor (MSM), Grace (UM); **3-MILE**—Good (MSM) 15:00.0, Love (R), Blumenauer (L), Draper (MSM), Weetenkamp (L); **120-HH**—Pitt (S) 14.4, Stebbins (MSM), Fischer (MSM), Lubas (MSM), Cornish (S); **440-H**—Pitt (S) 53.8, Monroe (C), Cornish (S), Thornton (MSM), Lelonek (T); **3000-M STEEPLE**—Dayhoff (C) 9:31.8, Amoss (MSM), Draper (MSM), Scully (MSM), Ward (UM).

**HJ**—tie Toepke (L) and Hawke (S) 6-2, tie Ellis (T) and Stebbins (MSM), Randall (MSM); **LJ**—Stebbins (MSM) 23-1¼, Polk (S), Ellis (T), Womersley (T), Monroe (C); **PV**—Stebbins (MSM) 14-3, tie Wapple (C) and Hill (MSM), Reeder (C), Culberson (T); **SP**—Brooks (MSM) 49-8¼, Serafin (T), Maffey (C), Huson (T), Myers (G); **DISC**—Fitzpatrick (G) 143-0, Brooks (MSM), Maffey (C), Serafin (T), Myers (G); **JAV**—Hawke (S) 190-1, Brooks (MSM), Stebbins (MSM), Fennemore (S), Flowers (T); **TJ**—Pitt (S) 45-15½, Ellis (T), Womersley (T), Hawke (S), Stebbins (MSM).

**RELAYS-440**—Salisbury (Cornish, Fletcher, Pitt, Polk) 42.7, tie Catholic and Towson, Umd. Baltimore; **MILE**—Mt. St. Mary's (Thornton, Martin, Landis, Banks) 3:18.5, Catholic, Salisbury, Umd. Baltimore, Gallaudet.

1976 Meet: April 30-May 1, Mt. St. Mary's College.

### 42nd Metropolitan Championships

**SCORING**—Rutgers 64, Adelphi 62, Seton Hall 50, C.W. Post 43½, Manhattan 42, St. John's 18½, Fordham 16, Columbia 16, Fairleigh Dickinson 8, CCNY 0, Iona 0, NYU 0.

**100**—Joseph (SH) 9.5, Chambers (SH), Bartlett (CWP), Nathaniel (M), Henderson (A); **220**—Joseph (SH) 20.8, Bartlett (CWP), Blackshear (SH), Richardson (A), Thomas (FD), Cooper (SH); **440**—Price (A) 47.4, Ancona (CWP), Brock (SH), Jones (M), Carter (M), Streets (A); **880**—Dabney (A) 1:52.4, Spiers (R), Spencer (A), Trammell (F), Trelease (M), Bindert (SJ); **MILE**—Colon (M) 4:05.3, Spiers (R), Jurgens (F), McCarthy (F), Gaughn (M), Kish (SJ); **3-MILE**—Colon (M) 13:50.0, Roche (R), Vickery (R) Swanson (CWP), Gaughn (M); **6-MILE**—Weaver (F) 29:36.2, Butynes (CWP), Inman (M), Field (A), Heck (Co), Hanson (Co); **120-HH**—Bunting (SH) 14.0, Wallace (CWP), Blackshear (SH), McEvoy (SH), Hamilton (A), Corso (CWP); **440**—Streets (A) 52.8, Webb (SH), Myatt (SH), Spieker (R), Fagan (CWP), Aidler (R); **3000-M STEEPLE**—Roche (R) 8:57.2, Conner (FD), Heck (Co), Cappelluzzo (SJ), Davis (R).

**HJ**—Howell (R) 6-8, McRae (A), Fields (SH), O'Connell (M), Kanya (CWP),

Dombrowski (F); **LJ**—Copeland (R) 23-2½, Flippen (A), Nathaniel (M), Holder (Co), Webb (SH), Sutphen (FD); **PV**—Day (R) 14-6, Prunty (M), Ewen (R), tie Wilson (SJ) and Lewis (CWP), Berken (Co); **SP**—Arcieri (A) 55-1, Post (CWP), McDonald (Co), and Burke (M), McCree (SJ), Salvi (F); **DISC**—Post (CWP) 163-1, Otterstetter (Co), Arcieri (A), McCree (SJ), Salvi (F), Johnson (CWP); **JAV**—Riva (R) 208-6, Johnson (CWP), Gerhardt (R), Horan (F), Paugh (R), Linehan (SJ); **HAM**—McCree (SJ) 194-3, Steier (R), Chicorelli (Co), Bakewicz (SJ), Post (CWP), Caizo (A); **TJ**—Goode (A) 46-6½, Nathaniel (M), Flippen (A), Lunemann (R), Serkes (SJ).

**RELAYS-440**—Adelphi (Richardson, Henderson, McBride, Gregory) 41.6, C.W. Post, Fairleigh Dickinson, Rutgers, St. John's, Fordham; **MILE**—Seton Hall (Myatt, Presley, Brock, Lewis) 3:13.3, Manhattan, Adelphi, St. John's, Rutgers C.W. Post.

### 84th Michigan Intercollegiate Championships

**SCORING**—Calvin 76½, Olivet 43, Albion 41, Hope 36, Alma 29, Kalamazoo 25½, Adrian 21.

**100**—McClellan (Alb) 9.8, Mulder (C), Eldersveld (C), Christman (O), Blanchard (K); **220**—Christman (O) 22.3, McClellan (Alb), Ferguson (O), Mulder (C), Eldersveld (C); **440**—Hadden (Alm) 49.2, Beversluis (C), Cooper (C), Doezema (C), Vallaire (O); **880**—Condon (O) 1:54.2, Kovac (Alm), DeYoung (C), Johnson (K), Brown (O); **MILE**—Aldrich (Alb) 4:18.6, Scholl (H), Ruck (Ad), Call (K), Hoekstra (H); **3-MILE**—Ceeley (H) 14:37.5, Hoekstra (C), Scholl (H), Damon (O), Spencer (Alb); **120-HH**—Borsick (Ad) 14.9, Veurink (C), Martin (Alb), Coughlin (Alb), Maassen (H); **440-H**—Veurink (C) 54.8, Coughlin (Alb), Nelson (Alm), Faust (Ad), Jones (O).

**HJ**—Allen (O) 6-7, Wildgen (H), Gichon (Alb), Bowly (K), Tarrant (O); **LJ**—Veenstra (C) 21-3, Beversluis (C), Clark (H), Bonnette (H), Bowly (K); **PV**—Boyak (K) 14-6, Wildgen (H), Barta (K), Volkema (C), Mohre (Alm); **SP**—Parson (O) 49-0, Kunkel (Ad), Graham (K), Lothrop (Alm), Lukow (H); **DISC**—Lothrop (Alm) 128-10, Kunkel (Ad), Afman (C), DeYoung (H), Landig (Ad); **JAV**—Afman (C) 206-8, Lothrop (Alm), Hiskes (C), Garrett (K), Kosciuszko (Alm); **TJ**—Martin (Alb) 43-3½, Breems (C), Robbins (Alb), Gray (K), Faust (Ad).

**RELAYS-440**—Calvin (Veurink, Eldersveld, Doezema, Mulder) 42.8, Olivet, Albion, Hope, Kalamazoo; **MILE**—Calvin (Doezema, Timmer, Cooper, Beversluis) 3:20.8, Olivet, Hope, Alma, Kalamazoo.

1976 Meet: April 30-May 1, Kalamazoo College.

### 29th Mid-American Conference Championships

**SCORING**—Kent State 132, Eastern Mich. 130, Bowling Green 73½, Western Mich. 67½, Northern Ill. 59, Central Mich. 59, Miami 51, Ohio U. 30, Ball State 27, Toledo 22.

**100**—Crawford (E) 9.8, Storm (BG), Rome (M), Taylor (E), Cherrier (K), Knox (M); **220**—Cherrier (K) 21.6, Taylor (K), See (BG), Green (M), Bradshaw (C), Gesell (N); **440**—Vinson (E) 46.8, See (BG), Burks (C), Taylor (BG), Mathis (BS), Prisky (K); **880**—Dunton (BG) 1:52.9, tie Scott (N) and Thomas (E), Gabl (N), Brown (W), Spritzer (C); **MILE**—Dubina (K) 4:07.2, Deren (E), Diller (M), Landman (W), Hunter (K), Williams (E); **3-MILE**—Smith (E) 13:46.3, Hollander (E), Irmen (K), Kier (K), Dawson (K), Zucker (C); **6-MILE**—Smith (E) 28:30.8, Kier (K), Hunter (K), Ellis (E), Hinck (T), Lindsay (M); **120-HH**—Gregory (K) 14.4, Alexia (C), Harris (BS), Cornwell (W), Jenkins (E), Shepherd (BG); **440-H**—Gregory (K) 52.0, Cornwell (W), Alexia (C), Geiss (BS), Yount (C), Shisler (M); **3000-M STEEPLE**—Irmen (K) 9:07.4, Dawson (K), Hinck (T), Preston (BG), Shoemaker (BS), McConnell (K).

**HJ**—Francis (K) 6-9, Edwards (BG), Johnson (C), tie among DeBruin (W), McGruder (BG), and Williams (W); **LJ**—Chapman (E) 24-8, Mimms (O), Cherrier (K), Ogunfeyimi (O), Henderson (W), Larson (N); **PV**—Pauli (N) 15-6, Taylor (E), tie among DeWildt (W), Kotyuk (W), and Wellman (E), Butler (BS); **SP**—Byrnes (N) 56-7½, Siegel (K), Lawrence (M), Clayton (N), Satchwell (N), Michalak (C); **DISC**—Fisher (T) 168-1, Lawrence (M), Scragham (M), Siegel (K), Cameron (K), Kortemeyer (N); **JAV**—Schomer (W) 216-9, Johnson (C), Pauli (N), Ritter (E), Burke (C), Tymeczko (C); **HAM**—Satchwell (N) 200-3, Meyer (W), Breidenbach (K), Ruple (M), Schomer (W), Lawrence (M); **TJ**—Mimms (O) 51-2½, Ogunfeyimi (O), Maclin (BG), Selmer (W), Fendley (N), Dungee (C); **DECATH**—DeBruin (W) 6,742, Howell (BS), Burke (C), Pensinger (T), Dobrzaniecki (K), Rose (M).

**RELAYS-440**—Eastern Mich. (Chapman, Keister, Taylor, Crawford) 41.4, Bowling Green, Miami, Kent State, Central Mich., Western Mich.; **MILE**—Eastern Mich. (Everett, Arnold, Mitchell, Vinson) 3:12.4, Bowling Green, Central Mich., Ball State, Western Mich., Northern Ill.

1976 Meet: May 20-21-22, Miami University.



### Middle Atlantic Conference

**SCORING**—Widener 127, Gettysburg 106, Washington 43, Ursinus 32, Delaware Valley 26, Dickinson 25½, Johns Hopkins 25, Muhlenberg 25, Susquehanna 22, Juniata 20, Lebanon Valley 19, Swarthmore 19, Frank. & Marsh. 12½, Lycoming 10, Wagner 8, Western Md. 6, Elizabethtown 1, Albright 0, Haverford 0.

**100**—Williams (W) 10.0, Ivory (W), Gasser (LV), Bernecker (M), Kingsbauer (DV), Ulrich (Di); **220**—Ulrich (Di) 22.3, Scharf (Was), Slough (Ju), Massaglia (JH), Johnson (Was), Gorecki (G); **440**—Scharf (Was) 48.7, Kriebel (LV), Martino (G), Barrett (F), Wilson (DV), Slough (Ju); **880**—Mulroy (G) 1:55.3, Coomber (Ly), Burns (Wi), Schlitz (WM), Brommer (Ju), Alworth (JH); **MILE**—Hart (Wi) 4:17.4, Gerber (G), Riggs (G), Guy (Wi), Carpenter (G), Yoder (Su); **2-MILE**—Garner (Wi) 9:18.3, Hart (Wi), Roddy (G), Lubar (Sw), Nix (M), Vandergrift (G); **120-HH**—Nobile (G) 15.0, Hargadon (Wi), McConnell (JH), Weis (Di), Hoyt (Was), Yarnall (Ju); **440-H**—Hoyt (Was) 55.2, Rattleman (Su), Nedimyer (Ju), Miller (G), Brownley (WM), L. (G).

**HJ**—McMahon (Wi) 6-6, Hay (M), Shervin (Wi), Trinkle (U), Long (Su), Knisely (M); **LJ**—James (U) 21-10¾, Burkholder (Di), Miles (JH), Smith (G), Stamm (DV), Williams (Wi); **PV**—McGinnis (Sw) 14-9, Vallone (G), Erisman (Wi), Joraskie (LV), Nelson (JH), McMillan (E); **SP**—Zimba (DV) 51-7½, Groschwitz (Wi), Lopresti (Wag), Patterson (G), Vanderstine (Wi), Barbadoro (G); **DISC**—Barbadoro (G) 145-8, Orens (M), Stabler (G), Long (Su), Stull (M), Milanick (Sw); **JAV**—Sing (U) 203-8, Donaldson (F), Levensong (Su), Hoberg (Sw), Hogg (G), Yoder (Su); **TJ**—Williams (Wi) 50-1½, James (U), Baillie (JH), McAbee (Wi), Egan (L), Murphy (Was).

**RELAYS**—440—Widener (Ivory, Kostecki, McAbee, Williams) 43.0, Gettysburg, Delaware Valley, Juniata, Dickinson, Lebanon Valley; **MILE**—Washington (Hoyt, Frush, Johnson, Scharf) 3:20.2, Widener, Delaware Valley, Wagner, tie Dickinson and Frank. & Marsh.

**1976 Meet:** April 30-May 1, Dickinson College.

### Midwest Conference

**SCORING**—Coe 152, Carleton 123, Knox 92½, Beloit 51, Lawrence 49, Grinnell 32, Ripon 30, Monmouth 14½, Cornell 11.

**100**—Kelly (Coe) 10.3, True (R), Scarano (K), Grady (B), Schultz (G), Huddleston (Coe); **220**—Scarano (K) 22.7, Kelly (Coe), Grady (B), Miller (K), Millar (M), Schultz (Cor); **440**—Mullen (Coe) 48.9, Briles (G), Hartung (Car), Shultz (Cor), Goszewski (Coe), Gillen (M); **880**—Trimble (Coe) 1:55.3, Ohman (Car), Sekulovich (Coe), Wheeler (Car), Kohls (L), Sparks (R); **MILE**—Ricks (Car) 4:09.9, Hiebert (Coe), Phillips (Coe), Sargo (R), Retelle (L), Luedke (M); **3-MILE**—Reynolds (Car) 15:01.6, Kramer (Car), Raub (G), Haines (B), Luedke (M), Hiebert (Coe); **6-MILE**—Ohman (Car) 31:08.2, Johnston (Car), Hill (K), Hartnett (B), MacDermott (B), Howland (G); **120-HH**—Birkholz (Car) 14.8, Miller (Coe), Meade (Coe), Smith (K), Moore (K), Mickasch (L); **440-H**—Smith (K) 54.5, Miller (Coe), Hartung (Car), Redel (Coe), Swanson (K), Davis (B).

**HJ**—Kohl (R) 6-6, Grady (B), Mullen (Coe), Kennedy (Coe), tie Sarff (M) and Moore (K); **LJ**—Birkholz (Car) 22-9¾, Scarano (K), Moote (K), Stuedt (Cor), Cooling (Coe), Petermeyer (M); **PV**—Baldwin (Coe) 14-6, Woods (L), Rosene (L), Sandberg (Car); **SP**—Wopat (L) 48-11¾, Stiegler (Car), Hoffman (B), Propson (L), Helmsner (Car), Bowman (Coe); **DISC**—Wopat (L) 151-2, Ebert (R), Bowman (Coe), Enwright (Coe), Hoffman (B), Propson (L); **JAV**—Hall (G) 187-2, Singer (K), Stiegler (Car), Lemons (L), Baker (M), Trimble (Coe); **TJ**—Grady (B) 43-8½, Meade (Coe), Moore (K), Huddleston (Coe), Nadalsky (G), Peper (Car).

**RELAYS**—440—Knox (Scarano, Sheehan, Miller, Smith) 43.8, Coe, Carleton, Beloit, Cornell Grinnell; **MILE**—Coe (Goszewski, Trimble, Kennedy, Mullen) 3:22.4, Knox, Carleton, Monmouth, Grinnell, Lawrence.

**1976 Meet:** May 21-22, Grinnell College.

### Minnesota Intercollegiate Athletic Conference

**SCORING**—Hamline 130½, Concordia 107½, St. Thomas 106, St. Olaf 96, St. John's 79, Gustavus Adolphus 20, UM Duluth 18, Macalester 18, Augsburg 14.

**100**—Bellfield (ST) 9.7, Kusniarek (UMD), Okoh (G), Ludwigson (H), Burkhardt (C), Pollack (H); **220**—Bellfield (ST) 22.0, Okoh (G), Ludwigson (H), Burkhardt (C), Olson (SO), McIver (C); **440**—Seim (C) 49.4, Carlson (A), Schoffman (SJ), Longley (UMD), Fabian (C), Souther (H); **880**—Mork (SO) 1:54.3, Cruse (SO), Klappa (H), Fricheel (C), Deden (SO), Boutelle (M); **MILE**—Muus (SO) 4:11.6, Spear (H), Larson (SO), Anderson (C), Moreland (ST), Cich (H); **3-MILE**—Cooke (ST) 14:10.0, Doop (H), Teague (H), Cich (H), Larson (SO), Muus (SO); **6-MILE**—Carlson (SJ) 30:19.1, Teague (H), Cooke (ST), Hunt (H), Gathje (SJ), Schmardeke (H); **120-HH**—Grinaker

(C) 14.4, Fordice (H), Lindberg (H), Johnson (C), Delaitch (SO), Murray (ST); **440-H**—Grinaker (C) 53.3, Bauer (SJ) Williams (SJ), Eisert (C), Heimann (SJ), Delaitch (SO); **3000-M STEEPLE**—Jirsa (ST) 9:27.8, Gossett (C), Raeths (SO), Perske (SJ), Miles (SJ), Feldmeir (SJ).

**HJ**—Wald (SO) 6-8¼, Theobald (SJ), Nye (SO), Davis (M), Heckert (C), Nystuen (C); **LJ**—Burns (ST) 21-9½, Logana (ST), Johnson (C), Sorenson (G), Philip (SJ), Hammond (ST); **PV**—Novak (SO) 14-8½, Westland (C), J. Lund (C), Poupore (UMD), Sandberg (UMD), tie R. Lund (C) and Mottaz (H); **SP**—Dienhart (ST) 57-2¼, Lindgren (H), Forseth (H), Uhlir (C), Huss (ST), Rowley (H); **DISC**—Rowley (H) 168-1, Severson (M), Ryan (H), Jacobson (H), Grimm (ST), Knutson (H); **JAV**—Gelle (SO) 193-0, LeVake (SJ), LaNasa (ST), Ryan (H), Schmitz (SJ), Price (C); **TJ**—Burns (ST) 46-11¼, Heckert (C), Carlson (A), Philip (SJ), Doyle (SO), Fenn (M).

**RELAYS**—440—Hamline (Ludwigson, Donehower, Pollock, Souther) 42.7, Concordia, St. Thomas, St. John's, St. Olaf, Gustavus Adolphus; **MILE**—St. John's (Bauer, Korte, Odendahl, Schoffmann) 3:21.9, Hamline, St. Olaf, Macalester, St. Thomas, Gustavus Adolphus.

**1976 Meet:** May 7-8, Macalester College.

### 47th Missouri Intercollegiate Athletic Association Championships

**SCORING**—Lincoln 79, SE Missouri 53½, Central Mo. 51, SW Missouri 37½, NE Missouri 37, NW Missouri 24, Umo. Rolla 5.

**100**—Hornby (SE) 9.5, Williams (SE), Thornbury (SW), Wheeler (L), Powell (NE); **220**—Hornby (SE) 21.5, Lyles (L), Noland (NE), Larry (L), Thornbury (SW); **440**—Lyles (L) 46.2, Thomas (L), Laususe (NE), Cooper (L), Vessell (R); **880**—Newton (SE) 1:53.3, Logan (L), Coleman (C), Weld (SW), Franklin (NE); **MILE**—Jensen (L) 4:08.6, White (SE), Wellerding (NW), DeClue (SW), Prashun (SW); **3-MILE**—Dwyer (SW) 13:52.4, Clear (C), Jensen (L), Prashun (SW), Garver (SW); **120-HH**—tie Larry (L) and Williams (L) 14.0, Belle (SE), Hilkerbaumer (SE), Washington (C); **440-H**—Miller (C) 52.6, Dorhorst (SW), Belle (SE), Cheeks (L), Gladstone (NW).

**HJ**—tie Thornton (NE) and Brownfield (C) 6-8, tie Owen (NW) and Pirch (SE), tie Northrip (SW) and Conley (SE); **LJ**—Williams (L) 23-6½, Smith (NW), Bell (L), Daye (SW), Scott (NE), Childs (C); **PV**—Hewett (C) 14-9, Schlupp (NW), Davey (C), Brownrigg (NW); **SP**—French (L) 53-7¼, Burt (C), Wunderlick (SE), Hill (L), Eskew (C); **DISC**—Sissom (NE) 154-6½, French (L), Bateman (C), Rhatigan (SE), Franklin (C); **JAV**—Raouls (C) 208-5, Sissom (NE), Pretz (NW), Thompson (C), Baker (SE), Horny (NE); **TJ**—Daye (SW) 47-11, Mason (SE), Johnson (NE), Smith (R), Thornton (NE).

**RELAYS**—440—Lincoln (Larry, Thomas, Williams, Lyles) 41.5, SE Missouri, NE Missouri, Umo. Rolla, Central Mo.; **MILE**—Lincoln (Cooper, Thomas, Lyles, Logan) 3:09.0, NE Missouri, SE Missouri, NW Missouri, Umo. Rolla.

**1976 Meet:** May 7-8, Northwest Missouri State.

### Missouri Valley Conference

**SCORING**—Southern Ill. 204, Wichita St. 149, North Texas St. 108, West Texas St. 65, Drake 27, Bradley 22, New Mexico St. 9, Louisville 4.

**100**—Monroe (SI) 9.4w, Dennis (WT), Wright (NT), Beck (NT), Benning (WS), Carr (D); **220**—Monroe (SI) 21.1, Laws (SI), Baker (NT), Martin (NM), Murphy (D), Dennis (WT); **440**—Morris (WS) 47.4, Bigelow (SI), McDonald (NT), Everett (WS), Lucas (WS), Carmody (SI); **880**—Mendenhall (D) 1:52.7, Kern (SI), Cook (SI), Tiony (WT), Pittman (NT), Mandehr (SI); **MILE**—Mandehr (SI) 4:13.4, Smith (WS), Tiony (WT), Hageman (WS), French (NT), Pettigrew (NT); **3-MILE**—Smith (WS) 14:06.4, (WT), Hageman (WS), French (NT), Pettigrew (NT); **6-MILE**—George (SI), St. John (SI), Gifford (WS), Christensen (WS), Koehn (WS); **120-HH**—Brown (SI) 30:19.0, Gifford (WS), Koehn (WS), Hoffman (NT), Mork (NT), Collins (L); **120-HH**—Brown (SI) 13.8w, Malveaux (NT), Hancock (SI), Labus (WT), Haley (L), Henderson (WS); **440-H**—Haley (SI) 52.1, Eberhart (NT), Fitch (WS), Fahy (D), Gallagher (NT), Bonebrake (WS); **3000-M STEEPLE**—Smith (WS) 8:54.3, Shaad (WS), Christensen (WS), St. John (SI), George (SI), Pettigrew (NT).

**HJ**—Hancock (SI) 6-11, Taylor (SI), Allard (D), Cano (WS), Bonebrake (WS), Six (WT); **LJ**—Gilford (NT) 25-10w, Hancock (SI), Potter (B), Brown (SI), Lorraway (SI), Blackwell (NM); **PV**—Hunter (ST) 16-1, Grandon (WS), McKain (WS), Rodriguez (NT), Walker (WT), Hancock (SI); **SP**—Hall (NT) 56-10½, Haddad (WT), Self (WT), Coonce (WS), Brown (NT), Woodring (L); **DISC**—Self (WT) 167-8, Brown (NT), Coonce (WS), Hall (NT), McMahon (B), Parman (WT); **JAV**—Roggy (SI) 216-1, LeBlanc (WS), Potter (B), Self (WT), Parman (WT), Sizemore (NM); **TJ**—Lorraway (SI) 52-3½w, Gilford (NT), Crawford (WS), Brown (B), Randle (L), Perkins (SI).

**RELAYS**—440—Southern Ill. (Laws, Bigelow, Brown, Monroe) 40.5, North Texas St., Wichita St., Bradley, New Mexico St.; **MILE**—Southern Ill. (Wardzala, Dorsey,



Haley, Bigelow) 3:11.7, North Texas St., Wichita St., Drake, West Texas St., New Mexico St.

1976 Meet: May 21-22, West Texas State.

### Nebraska Intercollegiate

**SCORING**—Doane 189, Nebraska Wesleyan 139, Hastings 109, Midland 66, Concordia 51, Dana 4.

**100**—Anderson (H) 9.9, Rossbach (W), Ziola (H), Gross (Do), Flock (H), Falkner (Do); **220**—Rossbach (W) 22.2, Anderson (H), Ziola (H), Kinney (H), Salin (M), Koopman (H); **440**—Koopman (H) 49.4, Bock (Do), French (W), Clough (H), Niles (H), Sallu (M); **880**—Edwards (Do) 1:55.3, Richardson (W), Kuzma (W), Cloeter (C), Neneman (W), Hessel (Do); **MILE**—Cloeter (C) 4:13.3, Karthausner (W), Hessel (Do), Schlegel (Do), Duswalt (M), Zlomke (W); **3-MILE**—Karthausner (W) 14:39.8, Coates (W), Runekl (C), Tracy (W), Eggers (W), Schlegel (Do); **120-HH**—Berkshire (H) 14.5, Ulmer (Do), Meier (M), Jasnoch (Do), Landerfield (Do), Murphy (H); **440-H**—Meier (M) 53.9, Wakely (Do), Murphy (H), Mundt (W), Ulmer (Do), Lidolph (Do).

**HJ**—Phillips (Do) 6-6, Fleming (Do), tie among Glen (W), Peterson (W) and Mussman (Do), Flock (H); **LJ**—Gross (Do) 22-9½, Heedum (Do), Glen (W), Kinney (Do), Landerfield (Do), Mims (M); **PV**—Gumb (M) 14-6¾, Fleming (Do), Heedum (Do), Roguese (C) Mekelburg (C), Jasnoch (Do); **SP**—Meyer (M) 50-2, Folkerts (W), Neilsen (H), Knoell (Do), Jochim (Do), Hale (M); **DISC**—Meyer (M) 143-8, Mann (Do), Neilsen (H), Folkerts (W), Spale (M), Prauner (M); **JAV**—Koch (C) 208-3½, Wollman (C), Mussman (Do), Groseclose (Do), Kerber (Do), Mann (Do); **TJ**—Gross (Do) 47-5¾, Glen (W), Walton (Do), Helmick (Do), Holle (W), Mussman (Do).

**RELAYS**—440—Hastings (Kinney, Anderson, Ziola, Koopman) 42.3, Nebraska Wesleyan, Doane, Midland, Concordia, Dana; **MILE**—Nebraska Wesleyan (Rossbach, Gustafson, Richardson, French) 3:19.9, Doane, Hastings, Concordia, Midland, Dana; **2-MILE**—Doane (Baker, Schlegel, Hessel, Edwards) 7:43.7, Nebraska Wesleyan, Hastings, Midland, Dana, Concordia.

1976 Meet: May 8, University of Nebraska.

### New England Intercollegiate Championships

**SCORING**—Connecticut 50, Northeastern 38¾, Massachusetts 35-5/6, Brown 34, Dartmouth 33, Boston Col. 28, Springfield 21, Providence 13, Williams 12, Boston U. 11, Bowdoin 7½, Rhode Island 6, Tufts 6, Vermont 4½, Worcester St. 4, Holy Cross 4, Brandeis 3, Southern Conn 2, Coast Guard 2, Maine 1, MIT 1. Other: SE Massachusetts.

**100**—Hazard (BC) 9.8, Meyer (Bro), Green (BC), Fleming (D), Frasier (SC); **220**—Meyer (Bro) 21.8, Hazard (BC), Grosvener (Bro), Perry (Wi), Beland (Mas); **440**—Norman (D) 47.3, Nichols (D), Kelly (Con), King (Con), McLeod (BU); **880**—Taylor (BU) 1:49.5, Goggin (BC), Miner (Con), Wise (Sp), Mahoney (H); **MILE**—O'Shea (P) 4:02.2, Hickey (N), Horton (Bra), Clark (Con), Berry (V); **3-MILE**—Thomas (Mas) 13:42.8, Arnold (P), Flora (N), Savoie (P), Richardson (MIT); **6-MILE**—Buckley (N) 29:01.4, McGrail (Mas), Barlow (Bro), Cappeluzzo (BC), Flanders (N); **120-HH**—Murphy (Con) 14.2, McCray (Sp), Reed (Wi), Mahan (BU), Hill (SE); **440-H**—Escallier (Bro) 51.8, Reed (Wi), Hintlian (T), Janiak (BU), Stegerwald (Mas); **3000-M STEEPLE**—Gillin (Mas) 8:44.5, Mysliwicz (Mas), Walker (D), Goldsmith (N), Farley (P).

**HJ**—Augeri (Con) 6-10, tie Martens (Mas) and Lindgren (V), Moore (CG), Lamai (Mai); **LJ**—Davis (Sp) 23-11¼, K. Adamson (Mas), B. Adamson, Martin (N), Perry (Wi); **PV**—Jarrow (RI) 15-0, Lee (D), Gould (T), Springsteen (SC), tie among Morse (N), Leadbetter (Bow), and Grigus (Mas); **SP**—Rao (N) 59-5½, Dray (BC), White (Con), Leavitt (Bow), Dupont (N); **DISC**—White (Con) 162-1, Dupuis (WS), Dattoli (Sp), Leavitt (Bow), Reimann (D); **JAV**—Johnson (N) 248-10, Cummins (D), Gapsinski (D), Lorenzen (Con), Pecora (SE); **HAM**—Djerassi (N) 215-8, Besette (Con), Morrison (H), Bartlett (Bro), Johnston (N); **TJ**—H. Davis (Con) 49-7½, A. Davis (Sp), B. Adamson (Mas), Murphy (Con), McCray (Sp).

**RELAYS**—440—Brown (Meyer, Grosvener, Steinberg, Peyton) 41.5, Boston Col., Bowdoin, Connecticut, Springfield; **MILE**—Dartmouth (Coburn, Tagatac, Nichols, Norman) 3:11.4, Brown, Connecticut, Williams, Boston Col.

1976 Meet: May 15, Boston College.

### New York State Collegiate Championships

**SCORING**—Cortland 54½, RPI 42, Colgate 33, Alfred 26, Fredonia 21, Union 19½, Oswego 19, Buffalo 18½, St. Lawrence 18, Brockport 14, Hamilton 13, Buffalo St. 12, Binghamton 7½, Rochester 6, Roberts Wesleyan 0, Hartwick 0.

**100**—Lawrie (Cor) 9.7, Stephens (Bu), Jones (RPI), Palmeri (BS), Herring (U);

**220**—Palmeri (BS) 22.1, Jones (RPI), Rice (SL), Herring (U), Worbe (Bu); **440**—Rice (SL) 50.1, Acea (O), Briggs (Cor), Garcia (Ham), Jenkins (Cor); **880**—Jeter (Bi) 1:54.9, Worden (Col), Painting (BS), Moffat (U), Stack (Br); **MILE**—Wilson (Cor) 4:12.9, Worden (Col), Parker (Col), Clark (F), McGann (SL); **3-MILE**—Wilson (Cor) 14:12.6, Carter (Ham), Pederson (Col), Boyle (Roc), Pulos (A), Dougherty (Roc); **6-MILE**—Pulos (A) 30:15.14, Golus (F), Rogerson (Ham), Harris (Col), Sharpe (Col); **120-HH**—Soeffing (Cor) 14.7, Friedman (RPI), Scott (A), Robbins (Br), Straub (Roc); **440-H**—Ripe (SL) 50.1, Acea (O), Briggs (Cor), Garcia (Ham), Jenkins (Cor).

**HJ**—Appel (SL) 6-2, Scott (A), Ricks (U), Letteer (Bu), Hedden (Col); **LJ**—Stephens (Bu) 22-9¾, Lineaveaver (Br), Steltzer (Col), Jaque (Cor), Snyder (A), Dixon (Cor); **PV**—LaPolla (Col) 14-4¾, Ksionzyk (Cor), Wark (O), Ross (Cor), Peters (Bi); **JAV**—Ippitolo (Col) 195-8, Norman (U), Way (RPI), Villani (F), Herstein (SL), Lineaveaver (Col) 164-6, Ellis (RPI), Collins (Col), Haladay (Bu), Croce (Col), Klett (Col); **TJ**—Doran (O) 46-11¾, Scott (RPI), Stephens (Bu), Villani (F), Vogt (BS), Snyder (A).

**RELAYS**—440—Cortland 43.4, Hamilton, Brockport, RPI, Union; **MILE**—Cortland 3:22.5, Brockport, Rochester, RPI, Union.

1976 Meet: May 8, Hartwick College.

### 49th North Central Conference Championships

**SCORING**—South Dakota 100, Northern Iowa 74, North Dakota St. 45, Mankato St. 42½, North Dakota 17, South Dakota 13, Augustana 6½, Morningside 6.

**100**—Kelly (SDS) 10.0, Johnson (SDS), Stroup (ND), Mott (NI), Shook (NDS); **220**—Kelly (SDS) 22.0, Freeburg (NI), Clary (NI), Carr (SD), Orthmeyer (ND); **880**—Larson Dorsett (Ma) 48.7, Roloff (NI), Clary (NI), Carr (SD), Orthmeyer (ND); **MILE**—(Mo) 1:53.4, Rasmussen (A), Axtmann (NDS), Roby (SDS), Brennan (NI); **MILE**—Bentley (SDS) 4:12.1, Kennedy (ND), Eide (NDS), Bollman (NDS), Clift (SD); **3-MILE**—Schwegel (NDS) 13:54.8, Dunsmore (Ma), Gann (SD), Wold (SDS), Eide (NDS); **6-MILE**—Bentley (SDS) 28:46.4, Schwegel (NDS), Wold (SDS), Dunsmore (Ma), Peters (NI); **120-HH**—Smith (SDS) 14.4, Jackson (ND), Wissink (NI), Madland (SDS), Drees (SDS); **440-H**—Larson (SDS) 52.2, Manthei (Ma), LaVelle (SDS), Wissink (NI), Peltier (NDS); **3000-M STEEPLE**—Fischer (SDS) 9:27.2, Geracts (SDS), Cookshaw (Ma), Hermann (SDS), Burns (NI).

**HJ**—Fransen (ND) 6-8, Bennett (NDS), tie Kinnunen (MS) and Shepard (NDS), Nichols (NI); **LJ**—Jackson (NI) 23-6½, Chardoulais (NI), Quigley (SDS), Maryott (SD), Rosenow (Ma); **PV**—tie Petersen (Ma) and Schmidt (ND) 15-6, Aide (NDS), Docken (NDS), Hovey (Ma); **SP**—Schwartz (NI) 50-8¾, Kortemeyer (SDS), Rose (NI), Meyer (SDS), Lupfer (Ma); **DISC**—Kortemeyer (SDS) 161-4, Okerstrom (Ma), Schwartz (NI), Meyer (SDS), Lehmann (SD); **JAV**—Burgess (NDS) 233-0, Bruner (NDS), Reeves (NI), Gipp (A), Vastag (NDS); **TJ**—Weber (SDS) 46-9¾, Rosenow (Ma), Chardoulais (NI), Card (SDS), Maryott (SD).

**RELAYS**—440—Northern Iowa (Freeburg, Mott, Chardoulais, Schmidt) 42.3, South Dakota St., South Dakota, Mankato St., North Dakota; **MILE**—South Dakota St. (Kiley, Larson, Krein, Kelly) 3:17.2, Northern Iowa, Mankato St., North Dakota, North Dakota St.

1976 Meet: May 7-8, Fargo, North Dakota.

### Northern Illinois Intercollegiate Conference

**SCORING**—Illinois Benedictine 118, Concordia Teachers 89½, Trinity 33½, Judson 18.

**100**—G. Bearman (C) 10.4, Rainey (I), M. Bearman (C), Bontemps (I), Lulek (I); **220**—M. Bearman (C) 24.0, G. Bearman (C), Santoro (I), Rainey (I), Dalrymple (I); **440**—Turner (I) 50.7, Santoro (I), Peppers (I), Schmidt (C), Brockberg (C); **880**—Kershner (C) 1:59.3, Varner (I), Gaynor (I), Brown (J), Straumann (C); **MILE**—Blaney (I) 4:23.6, Young (J), Meineke (C), Wagner (I), Orlowski (I); **3-MILE**—Craft (I) 15:02.7, Blaney (I), Young (J), Hoocker (C), Meineke (C); **120-HH**—Aune (T) 15.9, Clark (C), Dalrymple (I), Tracy (I); **440-H**—Aune (T) 57.6, Johnson (I), Clark (C), Frank (I), Anderson (T).

**HJ**—Hlavin (I) 5-10, tie Seagren (T) and Weber (J), Varner (I), tie Tong (C) and Wolfe (J); **LJ**—G. Bearman (C) 20-8¾, Hlavin (I), Lulek (I), M. Bearman (C), Wolfe (J); **PV**—O'Conner (T) 12-6, Good (T); **SP**—Nelson (I) 43-10, Schultz (C), J. Zemke (C), McGrath (I), Zentz (I); **DISC**—D. Zemke (C) 123-0, J. Zemke (C), Nelson (I), Schultz (C), Zentz (I); **JAV**—Lapp (C) 168-4, Varner (I), Matyasek (I), J. Zemke (C), McGrath (I); **TJ**—Hlavin (I) 41-4, Wilson (I), Lulek (I), M. Bearman (C), Tong (C).

**RELAYS**—440—Concordia (M. Bearman, C. Bearman, Schmidt, Brockmann), Ill. Benedictine, Trinity; **MILE**—Ill. Benedictine (Turner, Santoro, Peppers, Rainey), Trinity, Concordia.

1976 Meet: April 28, Illinois Benedictine College.



### Northern Intercollegiate Conference

**SCORING**—Moorhead St. 130, St. Cloud State 58, Winona St. 54, Bemidji St. 28, UM Morris 28, SW Minnesota 4, Michigan Tech 2.

**100**—Moss (MS) 10.2, Long (UMM), Gravalin (MS), Leister (B), Scheinhaus (SW); **220**—Gravalin (MS) 22.6, Long (UMM), Alschlager (W), Washington (W), Jackson (MS); **440**—Alschlager (W) 50.3, Lapham (SC), Carlson (MS), Ascheman (MS), Washington (W); **880**—Berscheid (MS) 1:55.2, L. Woodbury (MS), Tiemann (MS), Reed (SC), Grelson (SC); **MILE**—Tiemann (MS) 4:14.0, Beck (B), Dirkes (SC), Brewington (W), Angell (B); **3-MILE**—Francis (MS) 14:39.0, Henderson (W), Erler (SC), Chilko (MS), Larson (UMM); **6-MILE**—Francis (MS) 30:12.3, Erler (SC), Chilko (MS), Top (SC), P. Nelson (SC); **120-HH**—Griffin (UMM) 14.2, Jappe (MS), Johnson (MS), Steensland (W), Billingsley (MS); **440-H**—Thorvilson (MS) 54.5, Griffin (UMM), Osborne (MS), Bestul (W), Billingsley (MS); **3000-M STEEPLE**—P. Nelson (SC) 9:15.6, Francis (MS), Dirkes (SC), Brewington (W), Sybilrud (SC).

**HJ**—Isberner (SC) 6.4, Tuseth (MS), Manion (W), Freeman (SC), Fahey (W); **LJ**—Scarborough (MS) 22-9, Baker (MS), Manion (W), Erler (SC), Alschlager (W); **PV**—Laursen (SC) 14-4, Pelkey (B), Cummings (SC), Chavis (SC), Sudtelge (SW); **SP**—Clark (W) 49-8½, Richman (MS), Brandt (MS), Bentele (SW), Middeldorf (MT); **DISC**—Lee (B) 134-8, Brandt (MS), Clark (W), Foote (MS), Nyhammer (SC); **JAV**—Burman (B) 182-9, Stotts (UMM) 181-5, Henegar (MS), Bruce (B), Brown (W); **TJ**—Scarborough (MS) 46-10¼, Manion (W), Horner (MS), Propeck (SC), Schirmer (B).

**RELAYS**—440—Moorhead St. (Gravalin, Jappe, Jackson, Moss) 43.1, Winona St., UM Morris, Bemidji St., St. Cloud; **MILE**—Moorhead St. (T. Woodbury, Carlson, Ascheman, Thorvilson) 3:21.2, Winona St., St. Cloud, UM Morris, Michigan Tech. **1976 Meet:** May 7-8 (tentative), Bemidji State University.

### Ohio Athletic Conference

**SCORING**—Mount Union 120, Baldwin-Wallace 93, Otterbein 71, Denison 49, Capital 41, Wittenberg 38, Oberlin 20, Ohio Wesleyan 17, Marietta 13, Heidelberg 10, Muskingum 10, Ohio Northern 9, Wooster 5, Kenyon 0.

**100**—Macheras (O) 9.6, D. Paul (O), Snodgrass (MU), E. Stone (D), Wimberly (W), Wechter (ON); **220**—DiMarzio (BW) 21.7, Snodgrass (MU), E. Stone (D), Wechter (ON), D. Paul (O), M. Stone (W); **440**—Larsuel (MU) 48.2, Ludwig (MU), Campana (OW), DiMarzio (BW), Roper (H), Wetzel (O); **880**—Tonks (BW) 1:59.9, Alexander (BW), Bolster (D), Spano (MU), Bailey (ON), Ciszewski (MU); **MILE**—Bachtel (O) 4:14.2, Ansberry (MU), Eaton (MU), Carr (Ma), Chadwell (O), Coy (BW); **3-MILE**—Folsom (Ca) 14:12.8, Ansberry (MU), Sassa (MU), Martin (H), Medino (MU), Gooch (MU); **120-HH**—Retherford (O) 14.3, Evans (Wi), Heun (BW), Vadini (BW), Smolak (MU), Hout (Ca); **440-H**—Evans (Wi) 51.7, Retherford (O), Hout (Ca), Cuny (BW), Oman (O), Steele (Ma).

**HJ**—Custer (Ca) 6-6, Miller (BW), tie Hendrickson (BW) and Burns (MU), tie among Thornberry (MU), Grover (MU) and Mulligan (D); **LJ**—Colley (D) 22-9, Biegler (Mu), Evans (Wi), Larsuel (MU), Wenger (Wi), Snodgrass (MU); **PV**—Layne (O) 14-6, Bond (Ca), Smith (MU), Anderson (OW), Balbo (BW), Blackwell (BW); **SP**—McIndoo (O) 53-2¼, Tillotson (BW), Mercer (MU), Popovich (H), McKeever (D), Bloodgood (ON); **DISC**—Stewart (BW) 157-3, Woloschak (MU), Sutton (MU), Ridgeway (Wi), Vince (OW), Graham (OW); **TJ**—Phipps (O) 46-7½, Colley (D), Evans (Wi), Mulligan (D), Biegler (Mu), Lewis (W).

**RELAYS**—440—Otterbein (D. Paul, G. Paul, Macheras, Retherford) 41.9, Denison, Mount Union, Capital, Baldwin-Wallace, Ohio Northern; **MILE**—Baldwin-Wallace (Anderson, Alexander, Tonks, DiMarzio) 3:20.1, Otterbein, Mount Union, Ohio Wesleyan, Wittenberg, Wooster. **1976 Meet:** May 14-15, Baldwin-Wallace College.

### Ohio Valley Conference

**SCORING**—Western Ky. 171, Morehead St. 97, Austin Peay 74, Middle Tenn. 42, Murray St. 41, Eastern Ky. 40, Tennessee Tech 33, East Tennessee 29.

**100**—Dudley (WK) 9.4, Moody (AP), B. Jones (Mo), O. Jones (Mo), Kennedy (MT), Burns (Mo); **220**—O. Jones (Mo) 21.6, Dudley (WK), Hopkins (WK), B. Jones (Mo), Kennedy (MT), Wyche (Mo); **440**—Herrmann (WK) 46.6, Marcus (ET), Johnson (MT), Robinson (EK), Wyche (Mo), Flax (Mu); **880**—Jagers (WK) 1:50.2, DeFreeze (WK), Kelley (Mo), Kaczmarek (TT), Mabbitt (Mu), McBride (ET); **MILE**—Rose (WK) 4:03.0, Hartel (WK), Radler (WK), Brown (ET), Moffett (EK), Ritchie (ET); **3-MILE**—Staynigs (WK) 13:37.8, Long (WK), Cusack (ET), Finucane (ET), Rutter (Mu), Morgan (AP); **120-HH**—Tailion (AP) 13.9, O. Jones (Mo), Jackson (AP), Payne (WK), Dudley (TT), Moore (TT); **440-H**—Bernikow (AP) 52.1, Kelley (Mo), Holloway (MT), Craft (Mu), Jackson (AP), Dudley (TT).

**HJ**—Martin (Mu) 7-0½, Tonnemacher (WK), Schertzer (Mo), Osborne (AP), Flint

(EK), Howard (EK); **LJ**—B. Jones (Mo) 25-2¼, Chatham (Mu), Caines (Mu), Solley (Mo), Macauley (MT), Howard (EK); **PV**—Sandigage (WK) 15-3, Treiber (TT), Eason (AP), Crawford (ET), Wodell (Mo), Studeraker (AP); **SP**—Stuart (WK) 61-2½, Eddins (AP), Marksbury (Mo), DeCandia (EK), Ford (Mu), Akins (MT); **DISC**—Langdon (WK) 166-9, Salami (MT), Hardin (EK), Eddins (AP), Stuart (WK), Smith (Mo); **JAV**—Powers (EK) 218-11, Oskin (Mo), Roberts (EK), Salami (MT), Skelton (TT); **Prochazka** (WK); **TJ**—Briggs (WK) 49-5½, Trowell (TT), Carter (AP), B. Jones (Mo), Waller (WK), Hollis (MT).

**RELAYS**—440—Western Ky. (Livers, Hopkins, Dudley, Briggs) 40.6, Austin Peay, Tennessee Tech, Murray St., Middle Tenn., Eastern Ky.; **MILE**—Western Ky. (Hopkins, Dudley, DeFreeze, Herrmann) 3:16.7, Middle Tenn., Morehead St., Eastern Ky., Murray St., East Tennessee.

**1976 Meet:** May 10-11, Austin Peay.

### Pacific Coast Athletic Association

**SCORING**—San Jose St. 108½, Long Beach St. 90½, Fresno St. 61, San Diego St. 50, Fullerton St. 24.

**100**—Whitaker (SJ) 9.6, Williams (SD), Watson (SJ), Brewer (LB), Small (Fu); **220**—Whitaker (SJ) 20.8, Williams (SD), Smiley (SJ), Shorts (LB), Small (Fu); **440**—Shorts (LB) 46.7, Campbell (Fr), Beasley (LB), Lloyd (Fu), Woodard (SJ); **880**—Bryan (Fu) 1:49.5, Huffman (SD), Haniger (SJ), Kasser (SJ), Phelps (LB); **MILE**—Schilling (SJ) 3:59.9, Kruse (SJ), Robinson (SD), Phelps (LB), Hazzard (SD); **3-MILE**—Sweeney (LB) 14:05.2, Rodriguez (LB), Phelan (Fr), Dick (LB), Gruber (SJ); **6-MILE**—Rodriguez (LB) 29:49.4, Gruber (SJ), Dick (LB), Slick (Fu), Chase (LB); **120-HH**—Austin (SJ) 13.9, Wheeler (SD), Turner (LB), Roublick (SJ), Greene (SD); **440-H**—Wheeler (SD) 50.8, Ables (SD), Wyatt (SJ), Lowe (Fr), Greene (SD); **3000-M STEEPLE**—Sweeney (LB) 9:03.2, Phelan (Fr), Slick (Fu), Martin (Fr), Hurst (SJ).

**HJ**—Livers (SJ) 7-2, Miles (LB), Heitchev (LB), Richardson (Fr), Mackey (SJ); **LJ**—Davis (SJ) 25-5¼, Huey (SJ), Carter (SJ), Brewer (LB), Moreno (LB); **PV**—Ripley (SJ) 17-0, Martin (SJ), Kearns (Fr), Richards (LB), Andrews (SJ); **SP**—Giroux (Fr) 54-6, Weeks (SJ), Stevens (SD), Parisen (SD), Watkins (Fr); **DISC**—Gardner (LB) 185-0, Weeks (SJ), Cowl (LB), Coffman (Fu), Watkins (Fr); **JAV**—Goldie (LB) 240-5, Krogh (SJ), Nix (Fr), Zotovich (LB), Neilson (Fr); **HAM**—Giroux (Fr) 189-6, Sorensen (Fr), Coffman (Fu), Gardner (LB), Stevens (SD); **TJ**—Livers (SJ) 51-1¼, Carter (LB), Bush (SD), Finley (Fr), Wake (LB); **DECATH**—Foster (Fr) 6,735, Moore (LB), LeVa (Fr), Nix (Fr), Bunn (Fr).

**RELAYS**—440—San Jose St. (Ellis, Watson, Smiley, Whitaker) 40.9, Long Beach St., San Diego St., Fullerton St., Fresno St.; **MILE**—San Diego St. (Wheeler, Donohue, Williams, Greene) 3:12.0, Long Beach St., Fresno St., Fullerton St.

**1976 Meet:** May 21-22, San Diego State.

### Pacific-8 Conference

**SCORING**—Southern Cal. 152, UCLA 115, Washington St. 96, Oregon 95, Oregon St. 72, Washington 67, California 41, Stanford 12.

**100**—Gilkes (SC) 9.4, R. Williams (SC), G. Minor (WS), Franco (W), Walker (C), Jackson (OS); **220**—Gilkes (SC) 20.5, Randle (SC), Walker (C), G. Minor (WS), Burns (C), Franco (W); **440**—Randle (SC) 45.5, Brown (UCLA), Hicks (W), Tinner (W), Connors (SC), Grasha (C); **880**—Robinson (C) 1:49.1, Scott (WS), Beaton (SC), Bence (O), Vency (UCLA), Kern (SC); **MILE**—Daggett (O) 4:08.2, Winger (W), Oloo (OS), Kaupang (O), Hurst (O), Crowley (S); **3-MILE**—Geis (O) 13:35.8, J. Ngeno (WS), T. Williams (O), Taylor (O), Barger (O), Sandoval (S); **6-MILE**—J. Ngeno (WS) 28:38.0, Sandoval (S), T. Williams (O), Garcia (WS), Taylor (O), Glad (W); **120-HH**—Jackson (UCLA) 13.6, Owens (UCLA), O. Williams (SC), Florant (C), M. Johnson (SC), Shaw (SC); **440-H**—Andrews (SC) 51.1, Graybehl (SC), Mills (UCLA), L. Minor (WS), M. Johnson (SC), Roesky (C); **3000-M STEEPLE**—Barger (O) 8:50.1, Oloo (OS), Amaya (OS), Holmes (W), Spir (O), Clark (WS).

**HJ**—Kotinek (UCLA) 7-3, Woods (OS), Wilson (OS), Braach (WS), Meisler (UCLA), Niehl (WS); **LJ**—R. Williams (SC) 26-4½, Okoro (SC), Kotinek (UCLA), Herndon (UCLA), Banks (UCLA), Loftin (S); **PV**—Moers (UCLA) 17-3¼, Tully (UCLA), DiStanislao (SC), Rogers (SC), Taylor (W), Curran (UCLA); **SP**—Schmidt (OS) 62-10¼, Pagel (UCLA), Vincent (W), Banich (O), Rosides (WS), Sutherland (W); **DISC**—Elder (SC) 183-10, Miller (WS), Earl (W), Fruguglietti (SC), Banich (O), Overton (C); **JAV**—Ewaliko (W) 260-9, Hinkins (OS), Carter (O), Koozmetsoff (WS), Lorenzen (WS), Grant (OS); **HAM**—Murray (WS) 194-11, Perkins (O), Ewing (WS), Eklund (O), Bollinger (O), Hammons (OS); **TJ**—Cochee (SC) 54-7¾, Banks (UCLA), Taylor (UCLA), Kimble (WS), Hinkley (W), Okoro (OS); **DECATH**—Brigham (O) 7,827, Miller (C), Lucas (OS), Radford (W), Blanchard (WS).



**RELAYS-440**—Southern Cal. (R. Williams, Simmons, Randle, Gilkes) 39.4, UCLA, California, Washington, Washington State, Oregon; **MILE**—Southern Cal. (Connors, Simmons, Graybehl, Beaton) 3:09.2, UCLA, Washington, Washington State, Oregon State, Stanford.

1976 Meet: May 21-22, University of California.

#### 44th Pennsylvania Conference Championships

**SCORING**—Edinboro 133½, Slippery Rock 92½, Bloomsburg 85, Indiana 84, Millersville 64, East Stroudsburg 48, Clarion 28, Cheyney 22, Mansfield 14, Shippensburg 11, Kutztown 6, Lock Haven 2.

**100**—Jones (B) 9.9, Steele (I), Taylor (Ch), Blue (SR), Hackley (Ed), Jackson (ES); **220**—Steele (I) 21.6, Koetteritz (B), Jones (B), Snyder (Mi), Blue (SR), Dorm (B); **440**—Wooding (I) 48.5, Crunkleton (Ed), Klinger (Ed), Snyder (Mi), Ecker (Mi), Seamans (ES); **880**—Hoffsmith (Mi) 1:53.5, Matrunick (SR), Newkirk (Cl), Post (SR), Logue (Ed), Lease (I); **MILE**—Beck (SR) 4:14.7, Roche (Ed), Ladika (Ed), Packard (Ed), Friedline (I), Lucas (SR); **3-MILE**—Foley (Ed) 14:23.5, Trayer (Mi), Rapose (Ed), Burke (Cl), Brown (Cl), Walker (B); **6-MILE**—Foley (Ed) 27:17.9, Winger (Ed), Baehler (Ed), Trayer (Mi), Nichol (Cl), Carr (SR); **120-HH**—Taulton (Ma) 14.6, Walker (SR), Galloway (Sh), Scudder (ES), Williams (SR), Kowal (Ed); **440-H**—Wohlgemuth (B) 54.9, Wilhour (I), Emanuel (Mi), Pearce (I), Penney (Ed), Hitchcock (ES); **3000-M STEEPLE**—Heesen (ES) 9:14.1, Foster (Ed), Foreman (Ed), Friedrich (I), Walker (B), Cunkleman (I).

**HJ**—Turner (B) 6-10, Larson (Cl), Wooding (I), Webb (I), Christenson (Mi), Shoemaker (B); **LJ**—Jenkins (ES) 24-0, Loper (Ch), Turner (B), Constantine (Ed), Guion (Mi), Anderson (I); **PV**—Motter (Ed) 14-0, Koetteritz (B), Young (SR), Wier (SR), Elliott (SR) and Kowal (Ed); **SP**—Krankota (SR) 53-3½, Ferency (ES), Reck (Cl), Fidler (Mi), Burns (LH), Brunner (Mi); **DISC**—Krankota (SR) 152-10, Wagner (Mi), Williams (K), Sadler (SR), Trapp (SR), Lynch (I); **JAV**—Pancerev (Ed) 210-0, Carr (I), Kita (B), Kowal (Ed), Flecher (SR), Opilo (Sh); **TJ**—Jenkins (ES) 50-3, Baxter (SR), Loper (Ch), Haskins (Ma), Montouth (B), Mason (SR).

**RELAYS-440**—Edinboro (McKee, Klinger, Hackley, Crunkleton) 42.4, Bloomsburg, Indiana, Shippensburg, Cheyney, East Stroudsburg; **MILE**—Indiana (McCutcheon, Wilhour, Steele, Wooding) 3:18.0, Millersville, Bloomsburg, Slippery Rock, East Stroudsburg, Edinboro.

1976 Meet: May 7-8, Bloomsburg State College.

#### Presidents' Athletic Conference

**SCORING**—Case Western 138, John Carroll 118, Hiram 78, Allegheny 64½, Carnegie-Mellon 44½, Bethany 37, Thiel 36, Washington & Jefferson 8.

**100**—Richardson (CW) 9.8, Jones (JC), Bradford (A), Rothenmel (CM), Kern (JC), McBee (JC); **220**—Richardson (CW) 22.6, Scott (T), Jones (JC), Rothenmel (CM), Brown (H); **440**—Niehaus (H) 49.6, Small (A), Evans (CM), Zbiegrin (CW), Polasky (B); **880**—Leary (CW) 1:57.0, Koenig (CW), Sullivan (JC), Manning (JC), Lewandowski (CM); **MILE**—Leary (CW) 4:18.0, Manning (JC), Koenig (CW), Bowser (CW) Homitsky (T); **3-MILE**—Bowser (CW) 15:02.2, Mahoney (B), Cassidy (JC), Burke (H), Izquierdo (JC); **120-HH**—Schmidt (JC) 15.0, Niehaus (H), Smith (A), Joyce (T), Vaccaro (JC); **440-H**—Schmidt (JC) 56.0, Freas (CW), Niehaus (H), Ridley (JC), Richey (JC).

**HJ**—tie among Evans (CW), Fran (H) and Greenwood (B) 6-0, Linut (WJ), Yanchak (A); **LJ**—Richardson (CW) 21-3, Ware (H), Lutsker (H), Myer (CM), Jones (JC); **PV**—Bartoszesky (B) 13-11, Newton (JC), Hopp (CM), Newsom (H), tie Spencer (A) and McNeekin (CM); **SP**—Williams (CW) 45-9, Slater (A), Sanadi (CW), Rhody (JC), Trubic (A); **DISC**—Bourassa (JC) 147-7, Dumpe (A), Timer (A), Kovacs (WJ), Rhody (JC); **JAV**—Mavides (B) 178-7, Salerno (T), Freeburg (T), Yanicko (A), Maisch (H); **TJ**—Richardson (CW) 42-8½, Niehaus (H), Freeburg (CM), Precup (T), Freeburg (T).

**RELAYS-440**—John Carroll (Kern, McBee, Pilarowski, Jones) 43.9, Hiram, Carnegie-Mellon, Allegheny, Thiel; **MILE**—John Carroll (Johnson, Wulf, Schmidt, Meden) 3:25.9, Carnegie-Mellon, Allegheny, Hiram, Case Western.

1976 Meet: May 7-8, John Carroll University.

#### Rocky Mountain Athletic Conference

**SCORING**—Adams St. 183, Western New Mexico 127, Colo. Mines 91, Colo. Western 84, Southern Utah 68.

**100**—Brown (A) 9.9, Kurelich (CW), Mooring (WNM), Coughlin (CW), Bonner (WNM); **220**—Billups (A) 21.7, Brown (A), Mooring (WNM), Janssen (CW), Sanders (WNM); **440**—Billups (A) 48.45, Massey (A), Janssen (CW), Chambers (WNM), Sanders (WNM), Sutherland (CM); **880**—Sanchez (A) 1:58.0, Cole (A), Ross

(CW), Sall (A), Hendrix (WNM), Crabtree (CW); **MILE**—Vigil (A) 4:26.3, Scott (CM), Vorwerk (CM), Allen (CW), Block (SU), Thomas (SU); **3-MILE**—Vigil (A) 14:59.5, Rivera (A), Techtient (CM), Miller (A), Roberts (A), Winegardner (CW); **120-HH**—Meis (CM) 15.05, Murphy (CW), Wilson (A), Hatch (SU), Flowers (WNM); **440-H**—Meis (CM) 56.4, Thompson (CM), Hedlund (SU), Massey (A), Hatch (SU), Daniels (A); **3000-M STEEPLE**—Roberts (A) 10:12.3, Pace (CM), Techtient (CM), Statton (CW), Schafer (A), Vosburgh (CW).

**HJ**—Lewis (SU) 5-3, Montes (WNM), Willey (WNM), Stinson (A), Black (CW); **LJ**—Flowers (WNM) 22-7, Hedlund (SU), Johnson (WNM), Lewis (SU), Wright (A), Bullock (A), Howard (A); **PV**—Sisneros (WNM) 14-1, Willey (WNM), Sanchez (A), Morrow (CM), Briggs (CW), Nakken (SU); **SP**—Gross (A) 52-2, Barker (WNM), Smith (SU), Laughry (CM), Sierra (A), Cochrane (SU); **DISC**—Gross (A) 157-11, Nance (CW), Schultheis (CW), Barker (WNM), Laughry (CM), Martinez (WNM); **JAV**—Walterscheid (SU) 196-1, Sagiao (SU), Mendonca (WNM), Turner (WNM), Loseman (CM), Gross (A), Cooper (SU); **TJ**—Johnson (WNM) 46-8, Maddocks (CM), Stinson (A), Murphy (CW), Willey (WNM), Hedlund (SU).

**RELAYS-440**—Western New Mexico 42.3, Colo. Western, Adams St., Colo. Mines, Southern Utah; **MILE**—Adams St. 3:26.9, Western New Mexico, Colo. Western, Colo. Mines, Southern Utah.

1976 Meet: May 8, Adams State College.

#### 43rd Southeastern Conference Championships

**SCORING**—Tennessee 215, Miss. State 93, LSU 90, Florida 67, Alabama 55, Auburn 45, Kentucky 38, Georgia 17.

**100**—Outlin (Au) 9.3, R. Jones (T), Edmond (L), Young (T), Gardner (T), Bazunu (MS); **220**—R. Jones (T) 20.7, Jennings (MS), Outlin (Au), W. Smith (Au), S. Jones (MS), Misher (L); **440**—Jennings (MS) 46.1, Stephens (L), W. Smith (Au), Gray (F), Orungbemi (MS), Brown (F); **880**—B. Smith (L) 1:49.4, Garrison (T), Gomez (F), Lapp (T), Johnson (MS), Perkins (G); **MILE**—Bolt (A) 4:03.0, Anderson (T), Wright (T), Burdine (MS), Meyer (L), Hicks (F); **3-MILE**—Addison (T) 13:41.5, Bentz (T), Davey (T), Wallin (F), Burridge (K), Buell (K); **6-MILE**—Davey (T) 28:29.2, Addison (T), Bourrier (Al), Buell (K), Ellis (T), Erdal (K); **120-HH**—Shipp (L) 13.4, Misher (L), Carson (Au), Bostic (F), Grant (Al), Schimpf (L); **440-H**—Schimpf (L) 50.6, Rambo (F), Phillips (Al), Doerr (F), Thornhill (MS), Schlipf (Al); **3000-M STEEPLE**—Addison (T) 8:55.7, Steele (T), Bernardy (K), Schultz (K), Wallin (F), Angel (T).

**HJ**—Branch (T) 7-1, Whitehead (MS), Barrineau (G), Palles (MS), West (T), Freeman (Au); **LJ**—Porbeni (MS) 25-10½, Radcliff (T), Jordan (T), Orum (Al), Robinson (Al), Grant (Al); **PV**—Anding (L) 17-2, Freeman (F), Glackman (Al), Rayford (T), Pintos (Au), Malone (T); **SP**—Denhart (K) 58-2, Allshouse (K), McMahan (T), Stock (T), England (Al), Gerasimchuk (Al); **DISC**—McMahan (T) 181-10, Genter (T), Kovach (F), Whitlatch (L), Allshouse (K), Schrader (F); **JAV**—Martin (T) 246-3, Olsen (T), Williams (Al), Stites (F), Lewis (MS), Keith (T); **TJ**—Porbeni (MS) 52-11, Hutchins (G), Briede (L), Glascoe (T), Orum (Al), Sellers (Au); **DECATH**—Gant (MS) 7:21.6, Frits (T), Anderson (Au), Ussery (F), Kremser (T), Gillette (Al).

**RELAYS-440**—Tennessee (Young, Gardner, Morgan, R. Jones) 40.0, Miss. State, LSU, Florida, Auburn, Alabama; **MILE**—Miss. State (Johnson, Jennings, Orungbemi, Gray) 3:09.0, LSU, Florida, Alabama, Georgia, Auburn.

1976 Meet: May 14-15, University of Georgia.

#### Southern Conference

**SCORING**—William & Mary 227, East Carolina 130, Furman 89, Appalachian St. 48½, Richmond 35, Citadel 32, VMI 32, Davidson 26½.

**100**—Suggs (EC) 9.5, Hunt (EC), Ford (AS), Johnson (EC), Hunley (C), Gibson (VMI); **220**—Suggs (EC) 21.4, Huntley (EC), Dobson (WM), Ford (AS), Franklin (EC), Gibson (VMI); **440**—Connors (D) 48.6, Franklin (EC), Lisane (EC), Machgrass (R), Durham (EC), Edwards (WM); **880**—Clark (WM) 1:50.6, Barker (F), Courtney (WM), Avery (EC), Willett (EC), Smalley (R); **MILE**—Clark (WM) 4:06.7, Collins (WM), Perkins (R), Brown (F), Branch (F), Borch (F); **3-MILE**—Tulou (WM) 13:50.1, Collins (WM), Schrieber (AS), Cook (WM), Schultz (WM), Greenplate (WM); **6-MILE**—Tulou (WM) 29:20, Cook (WM), Siver (AS), Schultz (WM), Martin (WM), Linier (AS); **120-HH**—Dobson (WM) 14.1, Phillips (EC), Burke (R), Love (D), Pritchard (VMI), Wallace (C); **440-H**—Becker (WM) 52.3, Anderson (F), Shary (AS), Edwards (WM), Robinson (VMI), White (EC); **3000-M STEEPLE**—Cushman (F) 9:12.1, Greenplate (WM).

**HJ**—Irving (WM) 6-8, Schilling (WM), McCrimman (EC), Hegyi (WM), Stanfield (D), Murphy (AS); **LJ**—Suggs (EC) 23-9, Jones (WM), Hunley (C), Gibson (VMI), Anderson (F), Zanca (WM); **PV**—Lipinski (WM) 16-8, Becker (F), Samila (WM), tie VanMeter (D) and Natusch (WM), Hammond (WM); **SP**—Watson (EC) 52-6½,



Hiles (F), Jones (VMI), Level (C), Forbes (EC), Coddutti (VMI); **DISC**—Hiles (F) 154-11, Caldwell (AS), Johnson (EC), Schay (WM), Forbes (EC), Schaburg (D); **JAV**—Brian (R) 201-4, Ruch (WM), Caldwell (AS), Schay (WM), Forbes (EC); **HAM**—Gay (R) 147-7, Willison (VMI), Level (C), Diller (D), Caldwell (AS), Taylor (D); **TJ**—Jones (WM) 49-3%, Anderson (F), Wingerd (WM), Peters (WM), P. Smith (F), Zanca (WM).

**RELAYS**—440—East Carolina (Johnson Suggs, Huntley, Auston) 41.5, William & Mary, Furman, VMI, Appalachian St., Citadel; **MILE**—East Carolina (Huntley, Willett, Franklin, Suggs) 3:18.9, William & Mary, Furman, Richmond, Citadel, VMI.

1976 Meet: May 1, Davidson College.

### Southern California Intercollegiate Athletic Conference

**SCORING**—Occidental 128½, Pomona-Pitzer 77, Whittier 38½, Redlands 34, La Verne 10, Caltech 9, Claremont-Mudd 6.

**100**—Brown (O) 9.9, Edwards (O), Smith (P), Lorie (W), Simonsen (P); **220**—Brown (O) 21.8, Young (O), Woods (W), Edwards (O), Tanner (O); **440**—Young (O) 48.0, Taylor (P), Tanner (O), Dolen (W), Krupnik (R); **880**—Cleary (O) 1:54.0, Tarn (R), Fischer (O), Sisler (O), Lees (CM); **MILE**—Armstrong (P) 4:09.7, Tarn (R), Browning (O), Askren (O), Powers (CM); **3-MILE**—Armstrong (P) 14:02.0, Luce (P), Kennedy (O), Spotts (R), Kittleson (D); **120-HH**—Smith (P) 14.5, David (O), San German (W), Hudson (C), Boman (CT); **440-H**—Odell (O) 51.6, Taylor (O), Steinhauer (O), David (O), Parminter (W); **3000-M STEEPLE**—Sweeney (O) 9:37.2, Gryczko (O), Muriillo (P), McFadden (P), Lehman (CM).

**HJ**—Douglas (P) 6-2, Robertson (O), Deroo (R), Aughinbaugh (O), Van Winkle (W), LJ—Knights (O) 22-11½, Ung (LV), Deroo (R), Dolen (W), Boman (CT); **PV**—Henderson (O) 16-¾, Mason (P), Holve (O), Selters (P), Overton (O); **SP**—Menicucci (P) 50-2, Scott (O), Herbert (CT), Lanier (LV), Van Horn (R); **DISC**—Scott (O) 156-4, Herbert (CT), McGuire (O), Friedman (P), Towns (P); **JAV**—Orell (P) 238-11, Jarvis (W), Durkheimer (P), Davis (R), Meyer (P); **HAM**—Hetterman (W) 104-9, Lafr (W), Evert (P), Menicucci (P), Van Horn (R); **TJ**—Deroo (O) 44-10, Ung (LV), San German (W), Rempel (O), Lewis (R).

**RELAYS**—440—Occidental 42.1, Whittier, Pomona-Pitzer, Redlands, Claremont-Mudd; **MILE**—Occidental 3:17.5, Redlands, Whittier, Pomona-Pitzer.

### Southern Intercollegiate Athletic Conference

**SCORING**—Albany St. 146, Florida A&M 80, Tuskegee 60, Alabama St. 52, Fisk 41, Ft. Valley 39, Bethune-Cookman 33. Others: Clark, Miles, Morehouse, Morris Brown.

**100**—C. Johnson (Mi) 9.5, Herbert (FAM), Shuler (Alb), Stubbs (Fi), Warren (Ala), Carter (Fi); **220**—C. Johnson (Mi) 21.7, Herbert (FAM), Archie (MB), R. Johnson (Ala), Lewis (T), Warren (Ala); **440**—Moses (More) 47.5, Johnson (FV), Wilson (Fi), Edwards (T), Moore (FV), Jackson (T); **880**—S. Johnson (FAM) 1:54.5, Flowers (T), Oyamelan (FAM), Jackson (T), Hicks (FV), Clarke (Alb); **MILE**—Washington (Fi) 4:17.3, S. Johnson (FAM), Flowers (T), Floyd (Alb), Harris (T), Daniels (Alb); **3-MILE**—Washington (Fi) 15:04.7, Flowers (T), Daniels (Alb), Harris (T), Floyd (Alb), Mackal (More); **120-HH**—Moses (More) 13.9, Coleman (FAM), Jackson (Alb), Gamme (C), Pettway (Ala), Brooks (More); **440-H**—Flemming (Alb) 53.0, Brown (C), Russell (FAM), Wilson (Fi), Mallory (Ala), Simmons (FV).

**HJ**—McDaniels (Alb) 6-7, Norris (Alb), Veron (Alb), Cherry (More), E. Johnson (Alb), McKinnon (Alb); **LJ**—McKinnon (Ala) 23-8½, Webb (T), Durham (FV), Tuggle (FV), Wright (Alb), Ray (Alb); **PV**—Brown (Alb) 13-6, Norris (Alb), McMullins (More), Hale (Fi), Phillips (T), Harris (Alb); **SP**—Jackson (BC) 49-7, Robinson (BC), L. Johnson (Alb), Shaw (T), Wyche (Alb), Gibbs (Ala); **DISC**—Jackson (BC) 149-11, Nichols (Alb), L. Johnson (Alb), Ellis (BC), Odharo (FAM), Shaw (T); **JAV**—Hale (Fi) 191-10, Little (Alb), Odharo (FAM), Reddick (Alb), Williams (FAM), Nichols (Alb); **TJ**—Wright (Alb) 47-5½, McKinnon (Ala), Oriaku (FAM), Chatman (Alb), Ray (Alb), Tuggle (FV).

**RELAYS**—440—Alabama State 41.8, Albany St., Florida A&M, Ft. Valley, Tuskegee, Miles; **MILE**—Albany St. 3:15.6, Ft. Valley, Tuskegee, Florida A&M, Alabama St., Morehouse.

1976 Meet: April 30-May 1, Atlanta, Georgia.

### Southland Conference

**SCORING**—SW Louisiana 76, Louisiana Tech 56, Lamar 48, McNeese St. 47, Arkansas St. 47, UTex, Arlington 11.

**100**—Porter (S) 9.6, Preston (A), Moore (LT), Bell (La), Ellis (S); **220**—Porter (S) 20.9, Preston (A), Gullette (S), Moore (LT), Ellis (S); **440**—Gullette (S) 47.5, Collins

(M), Riddle (UTA), Spears (La), McCurtain (La); **880**—Lawson (S) 1:53.3, Hill (La), Davis (A), Johnson (S), Borkowski (La); **MILE**—Lawson (S) 4:12.2, Briones (La), Kirkpatrick (La), Hall (LT), Speyrer (LT); **3-MILE**—O'Callaghan (M) 14:31.3, Hobbs (LT), Mack (A), Shoffner (LT), Nolan (S); **120-HH**—Ford (LT) 14.2, Peters (M), Hayes (UTA), Woods (LT), Moor (La); **440-H**—Smith (La) 51.8, Trahan (S), Peters (M), Moor (La), Loving (UTA); **3000-M STEEPLE**—Crowe (La) 9:16.6, Hobbs (LT), Mack (A), Stewart (UTA), Briones (La).

**HJ**—Easley (A) 6-8, Williams (A), tie Tart (La) and Hildebrand (La), Schultz (M); **LJ**—Smith (LT) 26-0½, Williams (S), Peale (M), Ellis (S), Woods (LT); **PV**—Bell (A) 16-1, Quinn (LT), Stevens (M); **SP**—Humphreys (A) 55-8½, Smith (M), Crouch (LT), Perkins (S), Crumpler (LT); **DISC**—Davis (La) 160-10, Humphreys (A), Crumpler (LT), Early (S), Perkins (S); **JAV**—Consoulin (M) 218-6, Bourgeois (M), Hendricks (LT), Credeur (S), Poor (S); **TJ**—Smith (LT) 52-11¼, Blanchette (S), Williams (S), Anderson (S), Ellis (S).

**RELAYS**—440—SW Louisiana (Porter, Gullette, Ellis, Williams) 41.0, Arkansas St., McNeese St., Louisiana Tech, Lamar; **MILE**—McNeese St. (Brownlee, Joseph, Peters, Collins) 3:15.2, SW Louisiana, Lamar, UTex, Arlington, Louisiana Tech.

1976 Meet: April 23-24, Arkansas State University.

### 60th Southwest Athletic Conference Championships

**SCORING**—Texas 101, Baylor 90, Texas A&M 67, Rice 62, Arkansas 49, Texas Tech 41, TCU 37, Houston 31, SMU 18.

**100**—Collins (TCU) 9.4, Simpson (R), Spence (T), Jefferson (H), Dawson (TAM), Norris (TCU); **220**—Spence (T) 20.8, Collins (TCU), Simpson (R), Delancy (TCU), Williams (H) Brooks (TAM); **440**—Son (B) 46.3, Collins (B), Brodhead (TAM), Burl (S), J. Lee (T), Jackson (T); **880**—O'Shaughnessy (A) 1:48.8, Gonzales (H), McClendon (B), Lawless (B), Trup (R), Mays (TT); **MILE**—J. Craig (T) 4:06.0, Wells (R), Melancon (A), Freeman (TT) P. Craig (T), Kohrs (TAM); **3-MILE**—Wells (R) 14:23.4, Melancon (A), Maldonado (T), Dixon (S), Pendleton (TT), Penn (A); **120-HH**—Jones (TAM) 13.7, Baker (TAM), Isaiah (R), Sweat (TCU), Jackson (B), McCommon (H); **440-H**—Gailey (B) 51.5, Gnatzig (H), Baker (TAM), Guynn (A), Hodge (R), Isaiah (R).

**HJ**—Byrd (TAM) 6-10, tie Huckabay (TT) and DeLorey (B), Kafer (B), McGuire (TAM), Piland (B); **LJ**—Thompson (B) 24-11, Ezell (A), Piland (B), Shivers (B), McIntyre (TT), Isaiah (R); **PV**—Shepherd (T) 16-4, Lewis (TT), D. Lee (T), Blair (TAM), tie Ruehle (TAM) and Peterek (TAM); **SP**—LeDuc (T) 63-2½, White (A), McGoldrick (T), Geringer (R), Hoerster (R), Druey (TT); **DISC**—McGoldrick (T) 182-11, LeDuc (T), Briscoe (R), Weems (B), Taylor (TT), Daugherty (R); **JAV**—Petermann (T) 230-2, Norris (TT), Newton (TAM), Shaw (R) Christopher (S), Miller (TAM).

**RELAYS**—440—TCU (Norris, McKinney, Delancy, Collins) 40.0, Houston, Texas A&M, Baylor, Texas, Rice; **MILE**—Baylor (Son, Carter, Lang, Collins) 3:07.5, SMU, Texas Tech, Arkansas, Texas, Texas A&M.

1976 Meet: Baylor University, date to be determined.

### 36th Southwestern Athletic Conference Championships

**SCORING**—Texas Southern 143½, Jackson St. 108, Prairie View 99, Mississippi Valley 86, Southern 77½, Grambling 65, Alcorn St. 18.

**100**—Nesbitt (G) 9.3, Dennis (J), Pough (TS), Woods (G), Dallas (J), Sutton (G); **220**—Pough (TS) 20.9, Dennis (J), Tolen (TS), Nesbitt (G), Hawkins (A), Bell (TS); **440**—Taylor (TS) 46.2, Tolen (TS), Wells (J), Ellis (J), Myles (J), Revada (P); **880**—Hanks (P) 1:51.0, Lea (J), Lewis (J), Evans (P), Handy (J), Jenkins (TS); **MILE**—Abidoye (G) 4:11.7, Stewart (J), Mitchell (S), Haynes (P), Purnell (M), Goode (TS); **3-MILE**—Abidoye (G) 14:33.5, Hampton (A), Goode (TS), Haynes (P), Lolis (S), Broadway (M); **120-HH**—tie Brister (S) and Pearson (J) 14.3, Kneeland (M); **440-H**—Kneeland (M) 52.2, Drewrey (P), Preston (M), Pearson (J), Epps (S), Davenport (S); **3000-M STEEPLE**—Lolis (S) 9:37.1, Foster (TS), Felice (S), Broadway (M), Boutee (S), Rangel (M).

**HJ**—Clifton (TS) 6-10, Kilgore (M), Mitchel (P), Levarity (S), Hill (S), Stephens (S); **LJ**—Adedefemi (J) 24-4½, Mitchel (P), Shaw (G), Betts (M), Parker (G), Johnston (S); **PV**—Butler (J) 15-6, Benton (TS), Allen (P), Williams (M), Matthews (S), Shelton (TS); **SP**—Strommen (TS) 51-7, Lewis (P), Carr (P), Walter (TS), Jetson (C), Gregory (M); **DISC**—Walter (TS) 152-1, Bohannon (P), Gregory (M), Brown (T), Tisdon (S); **JAV**—Jones (S) 188-6, Kinnel (M), Maxie (P), Shanister (G), Lewis (P), Jolly (M); **HAM**—Strommen (TS) 136-2, Young (TS), McCoy (TS), Carr (P), Austin (P), Brown (TS); **TJ**—Reynolds (J) 50-5, Roach (M), Johnson (S), Gibbs (M), Chambers (TS), McKinney (G).

**RELAYS**—440—Grambling (Woods, Lovell, Nesbitt, Sincere) 39.9, Texas Southern,



Mississippi Valley, Jackson St., Southern, Prairie View; **MILE**—Prairie View (Evans, Beal, Nevada, Derett) 3:08.8, Jackson St., Mississippi Valley, Texas Southern, Southern, Grambling.

1976 Meet: May 13-15, Houston, Texas.

### State University of New York Athletic Conference

**SCORING**—Cortland 65½, Plattsburgh 47, Brockport 36, Fredonia 35, Albany 32, Buffalo St. 17, Oswego 15½, Oneonta 13, Binghamton 6, Geneseo 5.

**100**—Lineweaver (Br) 9.9, Palmeri (Bu), Horton (P), Lewis (Bu), Viltz (C), Griffin (A); **220**—Lawrie (C) 21.6, Palmieri (Bu), Horton (P), Gillis (P), Marsden (Br), Thomas (Br); **440**—Briggs (C) 49.8, Gillis (P), Acea (Os), Cameron (P), tie J. Jenkins (C) and P. Jenkins (C); **880**—Jeter (Bi) 1:55.2, Painting (Bu), Pillworth (P), Glove (F), Horan (C), Underwood (Br); **MILE**—Davis (A) 4:15.3, Wilson (C), Clark (F), Ryan (A), Teague (P), Moin (Br); **3-MILE**—Wilson (C) 14:19.3, Parker (G), Lantinen (Bu), Evans (P), Goldwire (P), Orlando (Os); **120-HH**—Pollard (A) 14.8, Sceffing (C), Wheeler (On), Cole (A), Finton (A), Henrich (F); **440-H**—Cameron (P), 54.5, Henrich (F), Pierce (On), Kirchhoff (C), Robbins (Br), Crowley (C).

**HJ**—Jacque (C) 6-6, Brocks (On), Dennison (F), Dixon (C), Pederson (Os), tie among Urez (P), Malone (A) and Viltz (C); **LJ**—Lineweaver (Br) 22-3½, Jacque (C), Bedford (A), Crawford (P), Cameron (P), Febles (A); **PV**—DeMaria (P) 14-0, Wark (Os), Whitehouse (F), Ksionzyk (C), Lapolla (Os); **SP**—Vido (A) 50-1½, Kelly (C), Colburn (Br), Seigler (F), Barbano (C), Holloway (A); **DISC**—Sieglar (F) 140-3, Villani (F), Blaha (C), Flaum (Br), Matlock (Br), Holloway (A); **JAV**—Hoeltzell (A) 190-4, Lineweaver (Br), Sayers (Br), Cameron (P), Villiani (F), Wheeler (On); **TJ**—Doran (Os) 46-9, Villani (F), Weston (C), O'Donnell (P), Parkhurst (G), Driscoll (P).

**RELAYS**—440—Brockport (Bostick, Ceronie, Marsden, Lineweaver) 43.4; **MILE**—Cortland (P. Jenkins, Kirchhoff, Lawrie, Briggs) 3:19.7.

1976 Meet: May 1, Brockport State.

### Upstate New York Championships

**SCORING**—Rochester Tech 113, St. Bonaventure 41, Oneonta 38, Geneseo 29, Siena 26, Niagara 21, Houghton 20, Ithaca 12, Hobart 6, Canisius 5, Marist 3, Eisenhower 0.

**100**—Newsome (RT) 9.8, Harrison (SB), Knox (O), Greenburg (O), Clancy (Hob), Smith (C); **220**—Newsome (RT) 21.9, Harrison (SB), Benton (O), Johnson (Hob), Knox (O), Pitts (Hou); **440**—Kerbs (O) 51.38, Gent (Hou), Sulpice (Si), Hartman (Hou), Pierson (C), Dzur (E); **880**—Wyatt (RT) 1:52.6, Maloy (Si), Larios (N), Dunbar (C), Radl (RT), Hooks (SB); **MILE**—Rukanshagiza (Si) 4:14.5, Parker (G), Buckenmeyer (SB), Ruggiero (N), Kelvin (Si), Morris (Hou); **3-MILE**—Rukanshagiza (Si) 14:15.7, Parker (G), Bauza (C), S. Heinbockel (N), M. Heinbockel (N), Dyer (RT); **6-MILE**—Bauza (G) 29:48.0, Scopa (N), Callaci (O), Monroe (SB), Holden (Hob), Lippitt (G); **120-HH**—Wolling (RT) 14.6, Wheeler (O), Frommter (RT), Scott (C), Smith (G), Allen (Hob); **440-H**—Wolling (RT) 54.8, Stebbins (RT), Pierce (O), Crowley (G), Redmill (C), Motta (Si); **3000-M STEEPLE**—Contario (C) 9:47.5, Buckenmeyer (SB), Ferris (RT), Coon (O), Cleary (O), Morris (Hou).

**HJ**—Hollis (SB) 6-4½, Brocks (O), Etkie (RT), Frommter (RT), Cox (N); **LJ**—Ikpeze (Hou) 22-5, Clark (RT), Frommter (RT), Stebbins (RT), Maricelli (Si), Parkhurst (G); **PV**—King (I) 14-4, Eggleston (I); **SP**—Burke (RT) 47-6, Kriznik (RT), Holcomb (RT), Tedesco (SB), Batchner (N), Morris (Hob); **DISC**—Holcomb (RT) 136-8½, Rosenzweig (RT), McGahey (Si), Kriznik (RT), Paul (O), Witkowski (N); **JAV**—Jacobs (SB) 180-3, Holcomb (RT), Ahern (CB), Donnelly (I), Frommter (RT), Hirt (Hob); **HAM**—Pardee (SB) 142-5, Brunner (RT), Van Aken (M), Holcomb (RT), Jacobs (SB), Gerow (Hou); **TJ**—Clark (RT) 47-0, Byrd (RT), Ikpeze (Hou), Parkhurst (G), West (O), Hirt (Hob).

**RELAYS**—440—Rochester Tech (Stebbins, Frommter, Wolling, Newsome) 43.7, Niagara, Houghton, Siena, Hobart, Canisius; **MILE**—Rochester Tech (Radl, Newsome, Stebbins, Wyatt) 3:26.1, Oneonta, Niagara, Houghton, Hobart, Geneseo.

1976 Meet: May 8, Rochester Tech.

### Virginia College Athletic Association

**SCORING**—Virginia St. 77, Madison 68½, Lynchburg 45½, Roanoke 21, Washington & Lee 17, Bridgewater 17, Emory & Henry 10, St. Paul's 9, Christopher Newport 3½, Eastern Mennonite 3½.

**100**—Christian (VS) 10.01, Mitchell (VS), Hartman (B), Capps (L), Scott (WL); **220**—Capps (L) 21.98, Camm (VS), Johnson (VS), Christian (VS), Joyner (M); **440**—Yarborough (VS) 48.84, Marrow (VS), Palmer (EH), Hilton (M), West (B); **880**—

Good (M) 1:52.66, Anderson (VS), Schoular (VS), LaRocco (R), Howes (M); **MILE**—McDonald (M) 4:18.37, Cannon (M), Thompson (WL), Kidd (B), Greehan (M); **3-MILE**—Warner (R) 14:41.06, Cannon (M), McDonald (M), Love (R), Gerlach (M); **120-HH**—Pope (M) 14.46, Cutright (M), Napier (L), Derringer (M), Markey (B); **440-H**—Napier (L) 54.52, Davis (M), Markey (B), Miller (M), Dixon (VS).

**HJ**—Crawford (VS) 6-4, tie West (CN) and Bopp (EM), Slavin (EH), tie Kiser (M) and Crawford (L); **LJ**—Crew (VS) 22-4¼, Hagwood (SP), Coleman (VS), Cooper (SP), Bland (M); **PV**—Olstad (L) 14-0, Metzler (B), Griffin (M), Cole (M), Sable (R); **SP**—Schweizerhof (WL) 46-3¼, Guy (R), Cuttino (VS), Seager (M), Parker (SP); **DISC**—Guy (R) 149-¾, Decot (L), Rawley (M), Combiths (EH), Singel (B); **JAV**—Decot (L) 179-5½, Luryn (L), Berry (WL), Armstrong (WL), Combiths (EH); **TJ**—Williams (VS) 45-8¾, Coleman (VS), Davis (M), Spellman (SP), Walton (M).

**RELAYS**—440—Virginia St. (Tully, Mitchell, Christian, Johnson) 42.57, Lynchburg, Madison, Washington & Lee, Emory & Henry; **MILE**—Virginia St. (Yarborough, Mitchell, Marrow, Anderson) 3:17.24, Lynchburg, Madison, Bridgewater, Emory & Henry.

1976 Meet: April 24, Virginia State College.

### Virginia State Championships

**SCORING**—William & Mary 118½, Virginia Tech 98, Richmond 35½, VMI 31, Madison 10, St. Paul's 5, Roanoke 4, Washington & Lee 2.

**100**—Blueford (VT) 10.0, Edwards (R), Gibson (VMI), Macheras (R), Oderwald (VT); **220**—tie Dobson (WM) and Blueford (VT) 22.3, tie Macheras (R) and Edwards (R), Oderwald (VT); **440**—Sheffey (VT) 49.3, Waller (VT), Nizolek (WM), Gibney (VT), Milton (M); **880**—Clark (WM) 1:50.0, Riley (VT), Coutney (WM), Good (M), Monteiro (VT); **MILE**—Clark (WM) 4:06.1, Perkins (R), Moore (WM), Greehan (M), Easley (R); **3-MILE**—Tulou (WM) 13:54.6, Cook (WM), Perkins (R), Baldwin (VT); **6-MILE**—Crom (VT), Collins (WM), Shultz (WM), McDonald (M), Smith (VT); **120-HH**—Dobson (WM), Kacz (VT), Price (VT), Burks (R), Edwards (WM); **440-H**—Becker (WM) 52.4, Kacz (VT), Edwards (WM), Robinson (VMI), Brown (VMI); **3000-M STEEPLE**—Greenplate (WM), Baldino (VT), Wiggins (VMI), Braum (VT), Lott (WM).

**HJ**—Schilling (WM) 6-7½, Irving (WM), Edwards (WM), Gee (SP), Arnold (VT); **LJ**—Gibson (VMI) 22-1½, Muller (VT), Cooper (SP), Topper (VT), Washington (VT); **PV**—Neff (VT) 15-0, tie Tucker (R) and Natusch (WM), Samila (WM), Clay (M); **SP**—Jones (VMI) 47-5¼, Codutti (VMI), McGee (R), Schay (WM), Schwelzherot (WL); **DISC**—Schay (VMI) 154-8, Guy (R), Jamison (VT), Drum (VT), Daniel (VT); **JAV**—Sage (VT) 210-3, Ruch (WM), Diamoutopolus (VMI), Drum (VT), Taylor (R); **TJ**—Wingerd (WM) 49-7, Peters (WM), Zanca (WM), Muller (VT), Taylor (R).

**RELAYS**—440—Virginia Tech (Neff, Oderwald, Blueford, Waller) 42.3; **MILE**—Virginia Tech (Blueford, Waller, Gibney, Sheffey) 3:02.8.

1976 Meet: April 17, site to be determined.

### Western Athletic Conference

**SCORING**—UTex. El Paso 175, Arizona St. 146, Brigham Young 119½, Colorado St. 59, New Mexico 57, Arizona 53, Utah 26½, Wyoming 13.

**100**—Brown (A) 9.55, Williams (AS), McCullough (AS), Nash (A), LaPorte (NM), Njoroge (UTEP); **220**—Brown (A) 20.17w, Williams (AS), McCullough (AS), Wells (AS), Wagner (AS); **440**—Frazier (AS) 45.98, Parry (C), Solomon (NM), D. McKenzie (AS), U. C. McKenzie (AS), Fletcher (AS), 880—Schultz (B) 1:48.04, Mayo (W), Wicksell (AS), Bradford (A), Gichongeri (UTEP), Franek (AS); **MILE**—Waigwa (UTEP) 4:00.84, Cummings (B), Munyala (UTEP), Duhaime (C), Schnell (U), Miller (NM); **3-MILE**—Waigwa (UTEP) 13:46.38, Groatke (C), Wallace (UTEP), Johnson (B), Brown (UTEP), Ortega (NM); **6-MILE**—Brown (UTEP) 29:05.9, Ortega (NM), Sima (UTEP), Zuniga (UTEP), Grubbs (C), O'Callaghan (A); **120-HH**—Burl (A) 13.86, Walker (AS), Rogers (C), Pfersdorf (A), Gates (NM), Herbison (W); **440-H**—Walker (AS) 49.94, Powers (C), Bliss (U); **LJ**—Hughes (AS) 25-1, Haynes (AS), Peterson (NM), Asare (UTEP), Kent (NM), Bernhard (NM); **PV**—Jesse (UTEP) 16-10, Herman (AS), White (A), Yates (B), Cunningham (C), Cooper (C); **SP**—Hoglund (UTEP) 67-7¼, Almstrom (UTEP), Arrhenius (B), Winchester (AS), Withrow (NM), Hart (U); **DISC**—Smith (C) 186-6, Almstrom (UTEP), Zabelski (UTEP), Rider (B), Winchester (AS), Arrhenius (B); **JAV**—George (B) 249-3, Pihl (B), Cashon (UTEP), Gustafson (B), Chapman (AS), Shoemaker (NM); **HAM**—Farmer (UTEP) 219-5, Berry (UTEP), Park (UTEP), Pfeiffer (C), Zabelski (UTEP), Withrow (NM); **TJ**—Grimes (UTEP) 53-5½, Hall (AS), Langeland (B), von Gerich (B), Bernhard (NM), Carpenter (AS); **DECATH**—Lythell (B) 6:994, Pihl (B), Alarotu (B), Pratt (B), Steadman (W).



**RELAYS-440**—Arizona St. (Wells, Williams, McCullough, Frazier) 39.59, Arizona, UTech. El Paso, Brigham Young, Utah, Wyoming; **MILE**—Arizona St. (Fletcher, C. McKenzie, McCullough, Frazier) 3:09.56, Utah, New Mexico, Brigham Young, Colorado St., Wyoming.

1976 Meet: May 7-8, Arizona State University.

### Wisconsin State University Conference

**SCORING**—La Crosse 171, Stevens Point 148½, Whitewater 104, Eau Claire 55½, River Falls 44, Oshkosh 42, Platteville 27, Stout 18, Superior 10.

**100**—Johnson (W) 9.75, Malatich (L), Coors (L), Rand (L), Williams (W), Hinke (EC); **220**—Johnson (W) 21.75, Coors (L), Rewolinski (W), Malatich (L), Nurse (O), Siefkes (W); **440**—Bonk (L) 49.2, Schmitz (L), DeMerit (L), Sponholz (L), Nurse (O), Berg (EC); **880**—Kaashang (W) 1:54.6, Schmitz (L), Fusinato (SP), Trzebiatowski (SP), Ramquist (P), Vandenbouten (O); **MILE**—Joe Hanson (L) 4:14.9, Buntman (SP), Heberlien (W), Jim Hanson (L), Vadacek (EC), Simpson (SP); **3-MILE**—Joe Hanson (L) 14:02.9, Zaborske (SP), Young (SP), Schroeder (EC), Buntman (SP), Coggins (RF); **6-MILE**—Flanagan (P) 29:58.5, Young (SP), Zaborske (SP), Riederer (L), Elger (SP), Schroeder (EC); **120-HH**—Geisthardt (W) 14.6, Roberson (SP), Sersvais (L), Marshall (P), Aus (RF), Zamis (SP); **440-H**—Zamis (SP) 54.6, Rohloff (Su), Jubeck (L), Lohrenz (O), Geisthardt (W), Lowe (P); **3000-M STEEPLE**—Heberlein (W) 9:25.1, Ardington (L), Merritt (O), Bruneau (EC), Hohensee (L), Trzebiatowski (SP).

**HJ**—Krueter (W) 6-6, Lee (L), Drake (SP), Marshall (P), Stanley (EC), Eskritt (SP); **LJ**—Drake (SP) 22-9½, Terry (L), Foote (O), Rue (SP), House (P), Denil (O); **PV**—Gartzke (L) 14-6, Lichty (EC), Polkow (EC), Sloan (EC), Georgia (EC), Patt (SP); **SP**—G. C. Rayeske (RF) 54-3, Bielmeier (EC), Canham (D), Wright (SP), J. Rayeske (RF), Brunner (L); **DISC**—Holm (SP) 159-6, G. Rayeske (RF), Lang (SP), Biever (SP), Haas (EC), McDaniels (RF); **JAV**—McDaniels (RF) 202-3, Warner (Sto), G. Rayeske (RF), Simmons (P), Uchytill (Su), Baranowski (W); **TJ**—Harrison (SP) 48-9½, Rue (SP), Drake (SP), Neubauer (L), Cook (EC), Ormston (RF).

**RELAYS-440**—Whitewater (Siefkes, Rewolinski, Dresen, Johnson) 42.4, La Crosse, Oshkosh, Eau Claire, Stevens Point, Stout; **MILE**—La Crosse (DeMerit, Bonk, Sponholz, Jubeck) 3:19.65, Oshkosh, Whitewater, Eau Claire, Stevens Point, Stout.

1976 Meet: May 7-8, University of Wisconsin, Whitewater.

### 28th Yankee Conference Championships

**SCORING**—Connecticut 102, Massachusetts 74, Rhode Island 39, Boston U. 30, Vermont 22, Maine 13, New Hampshire 8.

**100**—McKay (RI) 10.0, Palazzo (B), Ciminello (C), Sevard (Me), Bigelow (C); **220**—McKay (R) 21.7, Beland (Ma), Laube (B), King (C), Kelley (C); **440**—King (C) 49.3, Crimmin (Ma), Kelley (C), Quirk (R), MacLeod (B); **880**—Taylor (B) 1:51.7, Miner (C), Hunt (Ma), Ridge (Ma), Weith (V); **MILE**—Berry (V) 4:08.5, Gillin (Ma), Clark (C), Croft (Ma), Farmer (Ma); **3-MILE**—McGrail (Ma) 14:04.7, Carroll (Ma), Gillin (Ma), Madden (NH), Sheer (Ma); **120-HH**—Murphy (C) 14.2, Hecker (R), Fetzner (NH), Mahon (B), Webster (C); **440-H**—Stegerwald (Ma) 53.3, Janiak (B), Braccio (C), Nelson (Ma), Peterson (C).

**HJ**—Lammi (Me) 6-8½, Martens (Ma), Augeri (C), Lindgren (V), Sharek (Me); **LJ**—Davis (C) 22-9½, Butcher (R), R. Adamson (Ma), K. Adamson (Ma), Braccio (C); **PV**—Jerraw (R) 15-0, Reilly (C), MacCracken (R), Rich (NH), Begley (RI); **SP**—White (C) 53-0, Lowe (C), Bilsza (V), Mouratidis (C), Gilman (C); **DISC**—White (C) 159-9½, Willis (Ma), Mason (Ma), Bilza (V), Mouratidis (C); **JAV**—Lorenzen (C) 220-5, Rowland (C), Holt (Ma), Wright (V), Gulonka (Ma); **HAM**—Bessette (C) 210-0, Bilsza (V), Szrom (B), Partridge (V), Porrazzo (NH); **TJ**—Davis (C) 49-3¼, R. Adamson (Ma), Murphy (C), Geraghty (Ma), Augeri (C).

**RELAYS-440**—Connecticut 42.7, Boston U., Rhode Island, Massachusetts, Maine; **MILE**—Boston U. 3:22.2, Massachusetts, Maine, Connecticut, Rhode Island.

1976 Meet: May 1, Boston University.

### 66th Drake Relays

**TEAMS**—Air Force, Akron, Arkansas, Augustana (Ill.), Augustana (S.D.), Ball State, Baylor, Beverly Hills Striders, Bradley, Buena Vista, Carleton, Central, Central St., Chicago TC, Cincinnati, Cleveland St., Club Northwest, Coe, Colorado, Colorado St., Colorado TC, Concordia, Cornell, Doane, Drake, Eastern Ill., Eastern Mich., Eastern N.M., East Tennessee, Emporia St., Fisk, Florida A&M, Florida TC, Grambling, Grinnell, Hamline, Hastings, Houston, Illinois, Illinois St., Indiana, Indiana St., Iowa, Iowa State, Iowa Wesleyan, Jackson St., Jayhawk TC, Kansas, Kansas St., Kearney St., Kentucky, Lincoln, Loras, LSU, Loyola, Luther, Macalester, Mankato St., Memphis St., Miami, Mich. State, Middle Tenn., Minnesota, Mississippi St., Missouri, Moorhead

St., Morningside, Nebraska, Neb. Wesleyan, North Central, N.D. State, NE Louisiana, NE Missouri, Northern Ill., Northern Iowa, North Texas St., Northwest, Northwestern (Ia.), Notre Dame, Ohio U., Oklahoma, Oklahoma St., Pacific Coast Club, Pittsburgh, Prairie View, Purdue, Rice, St. Ambrose, St. Cloud State, St. Olaf, St. Thomas, San Jose Stars, Simpson, Sioux Falls, South Dakota, S.D. State, Southern, Southern Ill., SMU, Tarkio, Texas, Texas A&M, TCU, Texas Southern, Toledo, Tulane, UNeb, Omaha, UW Parkside, Wartburg, Washburn, Western Ill., Western Ky., Westminster, Westminster, Western Mich., Wichita St., Wiley, Wm. Penn. Winona St., Wisconsin, Wyo.

**100**—Dill (MicS) 9.6, Dennis (JS), Wiley (Kan), Pryor (Col), Garrison (Ok), Edwards (NW); **MILE**—Durkin (Ill.) 4:03.3, Diller (Mia), Craig (Tex), Palmer (KS), Barrett (NC); **3-MILE**—Slack (unatt.) 13:14.0, Gregorio (CoT), Shorter (FTC), Bjorkland (unatt.), Herold (ChT); **6-MILE**—Bentley (SDS) 27:31.0, Stainings (WK), Herold (ChT), Cusack (ET), Bannon (MemS); **MARATHON**—Rosa (WP) 2:18.57, Delmott (EmS), Ruppel (AF), Perry (Ken), Ford (AF); **120-HH**—Misher (LSU) 13.7, Shipp (LSU), Baker (TAM), Larry (Li), Williams (Wis); **440-H**—Cromwell (Kan) 51.3, Gaily (Bay), Eberhardt (NTS), Schimpf (LSU), Lewis (Wil); **3000-M STEEPLE**—Stainings (WK) 8:45.6, Hadley (Ken), Christensen (WicS), Long (WK), Lohmann (CoS).

**HJ**—Guinn (Kan) 7-2, Hancock (SI), Delorey (Bay), Knoedel (Io), Allard (Dr); **HJ (Special)**—Stones (PCC) 7-2, Knoedel (Io), Matzdorf (ChT); **LJ**—Ehizuelen (Ill) 26-1¼, Hamilton (Kan), Seay (Kan), Adams (Col), Cobb (Ind), Gilford (NTS); **PV**—Johnson (Col) 16-6, Anding (LSU), Curnow (Col), Nielson (Io), Scales (Kan); **PV (Special)**—Johnson (unatt.) 17-0, Porter (JTC), Cotton (FTC); **SP (Special)**—Feuerbach (PCC) 66-0, Le Duc (Tex), Anderson (unatt.); **DISC**—Smith (Col) 188-2, Jepson (Neb), Plucknett (Miss), Le Duc (Tex), Huston (Col); **JAV**—Sorchik (Neb) 227-6, Porter (KS), Kostek (Kan), Eppley (AF), Williams (KS); **HAM**—Satchwell (NI) 192-5, Meyer (WM), Coxwell (Ill), Ruple (Mia), Schomer (WM); **TJ**—Ehizuelen (Ill) 52-1¼, Nyumetai (Col), Briggs (WK), Ababio (El), Seay (Kan); **DECATH**—Jenner (SI) 8,139, Dixon (BH), Gough (CN), Harvey (AF), Howell (BS).

**UNIVERSITY RELAYS-440**—Kansas (Wiley, Lewis, Benson, Jackson) 40.4, TCU, Rice, Baylor, Western Ky.; **880**—Kansas (Wiley, Lewis, Benson, Jackson) 1:22.8, Texas Southern, TCU, Drake, NE Louisiana; **MILE**—Kansas (Lewis, Smith, Benson, Wiley) 3:06.3, Baylor, Texas, Jackson St., Illinois; **2-MILE**—Illinois (Smith, Kackowski, White, Durkin) 7:22.2, Western Ky., Kansas St., Wisconsin, Baylor; **SPRINT MEDLEY**—LSU (Schimpf, Stephens, Pascal, Smith) 3:19.5, Kansas, Oklahoma, Eastern Mich., Houston; **DISTANCE MEDLEY**—Western Ky. (Jaggers, DeFreeze, Ridler, Rose) 9:42.0, Kansas St., Illinois, Arkansas, Indiana.

**COLLEGE RELAYS-440**—Grambling (Woods, Lovell, Nesbitt, Sincere) 40.9, Emporia St., Hastings, Western Ill., North Central; **880**—Lincoln (Larry, Thomas, Williams, Lyles) 1:25.0, Prairie View, Eastern Ill., Moorhead St., St. Olaf; **MILE**—Southern (Arthur, Johnson, Hall, Brown) 3:10.7, Prairie View, Lincoln, Emporia St., Central St.; **2-MILE**—UNeb, Omaha (Westerlin, Rosenbaum, Schulze, Hill) 7:29.0, Prairie View, Eastern Ill., Moorhead St., St. Olaf; **SPRINT MEDLEY**—Eastern N. M. (Yavala, Shanahan, Podobas, Boit) 3:21.7, Grambling, Prairie View, NE Missouri, Lincoln; **DISTANCE MEDLEY**—Eastern N.M. (Menglich, Podobas, T. Boit, M. Boit) 9:55.4, Moorhead St., Eastern Ill., Hamline, Lincoln.

**UNIVERSITY-COLLEGE RELAYS-480 SHUTTLE HURDLE**—Air Force (Parker, Whittican, Powers, McIntosh) 56.3, LSU, Rice, Drake; **4-MILE**—Western Ky. (Hartel, Ridler, Stainings, Rose) 16:17.4, Kansas St., Oklahoma, Indiana, Oklahoma St.

1976 Meet: April 23-24.

### Kansas Relays

**TEAMS**—Adams St., Arkansas, Arkansas St., Austin Peay, Bethel, Beverly Hills Striders, Bowling Green, Cameron, Central Arkansas, Chicago TC, Colorado, Colorado St., Colorado TC, Columbia TC, Doane, Drake, East Carolina, Eastern Ill., Eastern N.M., Emporia St., Florida TC, Fort Hays St., Golden Valley Lutheran, Gulf Coast TC, Hastings, Howard Payne, Illinois, Iowa, Iowa State, John Brown, Kansas, Kansas St., Kearney St., Lincoln, LSU, Mankato St., Meramec CC, Minnesota, Mississippi St., Missouri, Nebraska, Neb. Wesleyan, New Mexico, New York AC, NE Missouri, North Texas St., Oklahoma, Oklahoma Christian, Oklahoma St., Pacific Coast Club, Philadelphia Pioneer TC, Pittsburgh St., Plains TC, St. John's, Sioux Valley TC, S.D. State, SE Missouri, Southeastern St., Southern Ill., SW Missouri, Southwestern Mich., Texas, Texas A&M, TCU, Texas Tech, UNeb, Omaha, Warrensburg, Western Ill., Westminster, Wichita Shockers Striders, Wichita St., Zaccoss (Mexico).

**100**—Preston (ArS) 9.4, Sands (IS), Jackson (Ka), Pryor (Co), Garrison (Ok), Wilson (Me); **100 (open)**—Crockett (PPTC) 9.4, Sands (IS), Suggs (EC), Lutz (PCC), Williams (unatt.), Bracy (Ok); **220 (open)**—Preston (ArS) 20.8, Bracy (Ok), Suggs (EC), Pryor (Co), Lutz (PCC), Lewis (Ka); **440 (open)**—Parks (BHS) 47.3, Solomon (NM), Benson



(Ka), Erickson (BHS), Bond (PPTC), Smith (Ka); **MILE**—Smith (WS) 4:08.3, Duhaine (CoS), Jirele (GVL), Franciso (Z), Muthama (Bet), Brooks (Ill); **MILE (open)**—Wohlhuter (ChTC) 4:05.6, Popejoy (ChTC), Crawford (NYAC), Clark (Io), Lunne (PPTC), Walker (WSS); **3-MILE**—Bentley (SDS) 13:32.2, Plascencia (Min), Binggeli (We), Smith (WS), Dwyer (SWMis), Vigil (AdS); **6-MILE**—Gregorio (ColoTC) 29:36.6, Williams (ENM), Ortega (NM), Johnson (NM), Grubbs (CoS), Pinocci (OkS); **MARATHON**—Busby (Wa) 2:22.38, Vahn (JB), Hoffman (NTS), Moon-Samore (SV), Shimum (FTC); **120-HH**—Roland (KaS) 13.6, Larry (Li), Franklin (Dr), Shipp (LSU), Kehmeier (KaS), Taillon (AP); **440-H**—Powers (NM) 51.0, Kehmeier (KaS), Cromwell (Ka), Malito (Ne), Schimpf (LSU), Larson (SDS); **3000-M STEEPLE**—Timm (Min) 8:40.6, McDonald (Ka), Durkin (Ill), Christensen (WS), Weeks (ColoTC), Hall (Min); **2-MILE WALK**—Ide (FH) 14:30.1, Soukup (KeS), Hirt (unatt.), Lance (PTC), Hale (unatt.), Schrik (ColoTC).

**HJ**—Smith (Ka) 7-0, Stoner (Ok), Jankunis (Co), Guinn (Ka), Knoeld (Io), tie among Hancock (SI), Sims (SWMic) and Delacera (ENM); **LJ**—Ehizuelen (Ill) 27.4, Hamilton (Ka), Seay (Ka), Carter (AP), Kolarik (KaS), Hancock (SI); **PV**—Curnow (Co) 17.2, Shepard (Tex), Johnson (Co), Anding (LSU), tie Eason (AP) and Engelland (KaS); **PV (open)**—Dias (BHS) 17-6¼, Porter (GCT), Roberts (FTC), Bell (ArS); **SP**—LeDuc (Tex) 64-6, Baietto (Ill), Klaerner (HP), Gorbet (Ok), Gross (AdS), Eddins (AP); **DISC**—McGoldrick (Tex) 186-9, Smith (CoS), Plucknett (Miss), Huston (Co), LeDuc (Tex), Burns (Co); **JAV**—Sorchik (Ne) 239-0, Hammond (Ka), Kostek (Ka), Porter (KaS), Roggy (SI), Newton (TAM); **HAM**—McCree (SJ) 186-3, Coxworth (Ill), Pfeiffer (CoS), Torrellas (NYAC), Stucky (Bet), Gross (AdS); **TJ**—Ehizuelen (Ill) 53-10¼, Bernhard (NM), Pomany (HP), Duval (Co), Gentry (Miss); **DECATH**—Hancock (SI) 7,978, Whitson (GCT), Gant (MisS), Herron (Ca), Bahr (GCT), Bamberg (unatt.).

**UNIVERSITY RELAYS**—440—Kansas (Wiley, Lewis, Benson, Jackson) 40.2, Oklahoma, Texas, Austin Peay, Missouri, Oklahoma St.; 880—Texas (McKee, Jackson, Spence, Nash) 1:24.5, TCU, Drake, Missouri, Bowling Green, Colorado St.; **MILE**—Kansas (Cromwell, Smith, Benson, Lewis) 3:07.7, Texas, Oklahoma, Kansas St., Nebraska, Wichita St.; **2-MILE**—Kansas St. (Settle, Hinchliffe, Prince, Harrison) 7:28.8, Illinois, Oklahoma, Missouri, LSU, Colorado St.; **4-MILE**—Arkansas (Aspel, Reilly, Melancon, O'Shaughnessy) 16:30.8, Kansas St., Oklahoma St., Kansas, Iowa State, Oklahoma; **SPRINT MEDLEY**—Oklahoma (Bracy, Garrison, Porter, Veltkamp) 3:20.4, LSU, Southern Ill., Drake, Bowling Green, Illinois; **DISTANCE MEDLEY**—Arkansas (Aspel, Butler, Melancon, O'Shaughnessy) 9:54.0, Kansas St., Texas Tech, Texas, Oklahoma St., Colorado St.

**COLLEGE RELAYS**—440—Lincoln (Larry, Thomas, Williams, Lyles) 41.8, Emporia St., Central Arkansas, Southeastern St., NE Missouri, Doane; 880—Emporia St. (Grey, Neufeldt, Sevier, Johnson) 1:27.4, Southeastern St., SE Missouri, NE Missouri, Cameron, Hastings; **MILE**—Lincoln (Cooper, Thomas, Lyles, Logan) 3:12.0, Emporia St., Central Arkansas, Eastern N.M., S.D. State, Adams St.; **2-MILE**—UNeb. Omaha (Westerlin, Rosenbaum, Schulze, Hill) 7:40.6, Eastern Ill., Mankato St., SW Missouri, NE Missouri, Neb. Wesleyan; **SPRINT MEDLEY**—Eastern N.M. (Yavala, Shadahan, Podobas, M. Boit) 3:22.0, Lincoln, NE Missouri, SE Missouri, UNeb. Omaha, Neb. Wesleyan; **DISTANCE MEDLEY**—Eastern N.M. (Mengisch, Podobas, T. Boit, M. Boit) 9:55.6, Oklahoma Christian, S.D. State, Pittsburg St., Fort Hays St., Lincoln.

1976 Meet: April 15-16-17.

## 81st Penn Relays

**TEAMS**—Adelphi, Arizona St., Army, Auburn, Baptist, Birmingham (Eng.), Boston Col., Bowling Green, Catholic, Chicago TC, Clemson, Connecticut, Cornell, Dartmouth, Delaware St., Duke, East Stroudsburg, Edinboro St., Essex, Florida, Florida A&M, Georgetown, Harvard, Howard, J.C. Smith, Kentucky St., Knoxville TC, Manhattan, Maryland, Massachusetts, Michigan, Mt. St. Mary's, Navy, New York AC, Norfolk St., N.C. Central, N.C. State, Northeastern, Ohio State, Pennsylvania, Penn State, Philadelphia Pioneers, Princeton, Quantico, Rutgers, St. John's, Seton Hall, Slippery Rock, Tennessee, Ursinus, UTex. El Paso, Villanova.

**100**—tie Jones (T) and Outlin (Au) 9.4, Smith (Au), Young (T), Sands (PS), Carmichael (JCS); **MILE**—Waigwa (UTEP) 3:57.7, Wohlhuter (Ch), Waldrop (unatt.), Fikes (Q), McAfee (PP), Smedley (Bi); **3-MILE**—Colon (Man) 13:24.2, Stemmer (PS), McCarey (V), Trujillo (Arm), Thomas (Mas), Fultz (G); **6-MILE**—Davey (T) 28:03.4, McGuire (Mi), Sieben (unatt.), Brown (Kn), Haviland (Kn), Carter (T); **120-HH**—Foster (NCC) 13.3, Shine (PS), Carson (Au), Coleman (FAM), Bostic (FI); **440-H**—Schwab (Pe) 50.7, Walker (AS), Shine (PS), Rambo (FI), Williams (KS); **3000-M STEEPLE**—Addison (T) 8:36.8, Malloy (PS), Roche (R), Gillin (Mas), Meyer (Mi), Hubbard (Na).

**HJ**—Fields (SH) 7-1½, tie Fern (Cl) and Howell (R), Embree (Ha), Miller (FI); **LJ**—Sinclair (Mar) 24-6½, Davenport (Mar), Heard (NS), Radcliffe (T) Sharpe (FI); **PV**—Herndon (Mar) 16-9¼, Rayford (T), tie among Gifford (PS), Rivera (T) and

Whitney (Ba); **SP**—Hjeltnes (PS) 61-2¾, Doupe (Cor), Medlin (NCS), Arciere (Ad), Caruthers (NCS); **JAV**—Olsen (T) 241-5, Francks (Pr), Gapsinski (Da), Sing (Ur), Delape (Na); **HAM**—Djerassi (N'eas) 213-2, Bessette (Con), McCree (SJ), Shields (Cor), Johnston (N'eas); **TJ**—McBryde (Man) 52-10½, Jordan (T), Jenkins (EAS), Brackington (NS), Egwu (Ho); **DECATH**—Samara (NY) 7,848, Fletcher (SR), Stephan (Q), Stebbins (MS), Kowal (Ed), Kehn (V).

**RELAYS**—440—Arizona St. (Wells, McCullough, Fletcher, Frazier) 40.4, Tennessee, Seton Hall, Pennsylvania, Florida; 880—Seton Hall (Cooper, Daley, Dill, Joseph) 1:23.3, Tennessee, Pennsylvania, Howard, Florida; **MILE**—Seton Hall (Presley Brock, Joseph, Daley) 3:09.0, Howard, Villanova, Manhattan, Delaware St.; **2-MILE**—Villanova (Kane, Coghlan, Schappert, Belger) 7:28.4, Tennessee, Princeton, Pennsylvania, Cornell; **4-MILE**—Villanova (Belger, Schappert, Grezan, Coghlan) 16:27.4, Fordham, Rutgers, Duke, St. John's, Ohio State; **SPRINT MEDLEY**—Boston Col. (Trouta, Green, Hazard, Francis) 3:20.7, Penn State, Michigan, Catholic, Essex, Bowling Green; **SHUTTLE HURDLE**—N.C. Central (Johnson, Jenkins, Labretton, Foster) 57.2, Seton Hall, Pennsylvania, Florida, Penn State.

1976 Meet: April 23-24.

## 48th Texas Relays

**TEAMS**—Abilene Christian, Alabama, Angelo St., Arizona, Arkansas, Auburn, Baylor, Brigham Young, Cameron, Colorado, Colorado St., Dallas Bapt., Drake, Eastern N.M., Florida, Grambling, Houston, Howard Payne, Iowa, Iowa State, Jackson St., Kansas, Kansas St., Lamar, Lubbock Christian, LSU, Louisiana Tech, Loyola (Ill.), McNeese Kansas St., Mexico Poly, Minnesota, Mississippi St., Missouri, Nebraska, New Mexico, NE St., Mexico Poly, Minnesota, NW Louisiana, Oklahoma, Okla. Christian, Okla. State, Louisiana, North Texas St., Rice, SE Louisiana, Southern (Baton Rouge), Southern Pittsburg St., Prairie View, Rice, SW Louisiana, SW Missouri, SW Texas, Stephen (New Orleans), Southern Ill., SMU, SW Louisiana, Texas A&M, TCU, Texas Tech, Texas F. Austin, Sul Ross, Tarleton, Texas, Texas A&I, Texas A&M, TCU, Texas Tech, Texas Southern, Tulane, UNeb. Omaha, UTex. Arlington, UTex. El Paso, Wayland Baptist, Westminster, West Texas St., Wichita St., William Jewel, Wiley, Wisconsin.

**100**—Collins (TCU) 9.53, Okyr (AS), Wiley (Kan), Sands (IS), Bracy (Ok), Dawson (TAM); **MILE**—Smith (WS) 4:07.29, Boit (ENM), Musgrave (Co), Dwyer (SWM), Gatson (NWL), Bradford (Ar); **MILE (open)**—Cummings (BY) 3:59.79, Slack (unatt.), Hilton (unatt.), Crawford (unatt.), Fischer (Te), Halberstadt (unatt.); **3-MILE**—Plascencia (Min) 13:35.32, Gorke (CoS), Wells (R), Wallace (UTEP), Williams (ENM), Levey (AS); **120-HH**—Shipp (LSU) 13.70, Roland (KS), Martin (SEL), Misher (LSU), Franklin (Dr), Rumble (Dr); **440-H**—Powers (NM) 51.02, Cromwell (Kan), Eberhart (NTS), Smith (La), Kehmeier (KS), Baker (TAM); **3000-M STEEPLE**—McDonald (Kan) 8:42.3, Hutchinson (unatt.), Miller (NM), Christensen (WS), Gatei (UTEP), Hall (Min).

**HJ**—Smith (Kan) 7-1, tie DeLorey (Ba) and Knoeld (Io), Whitehead (MissS), Jankunis (Co), Shanklin (NEL); **LJ**—Seay (Kan) 25-11½, Hamilton (Kan), Smith (LT), Gentry (Miss), Gilford (NTS), Ellis (SWL); **PV**—Bullick (Min) 16-6, Butler (IS), Anding (LSU), tie Scott (Wis) and Shepherd (Te), Blair (TAM); **SP**—LeDuc (Te) 64-5½, Klaerner (HP), Hall (NTS), White (Ark), Stone (Kan), Johnson (Wis); **DISC**—McGoldrick (Te) 200-10, LeDuc (Te), Plucknett (Miss), Zabelski (UTEP), Jepsen (Neb), Klaerner (HP); **JAV**—George (BY) 259-10, Cashon (UTEP), Williams (Ala), Perbeck (KS), Hammond (Kan), Newton (TAM), Petermann (TE), Allen (AS); **TJ**—Pomoney (HP) 52-11, Nyumutei (Co), Smith (LT), Seay (Kan), Porbett (MisS), Bernhard (NM); **DECATH**—Pihl (BY) 7,943, Lythell (BY), Whitson (unatt.), Bahr (unatt.), Bamberg (unatt.), Joseph (unatt.).

**UNIVERSITY RELAYS**—440—Texas (Lee, Jackson, Spence, Nash) 39.78, Arizona, Kansas, UTex. El Paso, Auburn, Rice; 880—TCU (LorenzoZ, McKinney, Delancy, Collins) 1:23.90, Texas A&M, Texas Southern, NE Louisiana, Auburn, UTex. El Paso; **MILE**—Kansas (Wiley, Lewis, Benson, Smith) 3:08.13, Baylor, Mississippi St., Texas A&M, SMU, Texas; **2-MILE**—Baylor (McClendon, Nious, Lea, Lawless) 7:25.56, New Mexico, Kansas St., Texas, Oklahoma, Houston; **4-MILE**—UTex. El Paso (Munene, Amiga, Munyaala, Waigwa) 16:29.42, Wisconsin, Oklahoma, Okla. State, Iowa State, Kansas St.; **SPRINT MEDLEY**—Texas Southern (Pough, Bell, Tolen, Newman) 3:18.21, Oklahoma, Houston, LSU, Wisconsin, SW Louisiana; **DISTANCE MEDLEY**—UTex. El Paso, (Munene, Kemp, Munyaala, Waigwa) 8:36.05, Arkansas, Texas Tech, Wichita St., Kansas St., Okla. State.

**COLLEGE RELAYS**—440—SE Louisiana (Lawrence, Douglas, Hardy, Smith) 40.54, Grambling, Southern (N.O.), Angelo St., Jackson St., Wiley; 880—SE Louisiana (Lawrence, Douglas, Hardy, Smith) 1:24.04, Wiley, Southern (N.O.), Jackson St.; **MILE**—Southern (B.R.) (Cummings, Johnson, Hall, Brown) 3:10.90, Prairie View, Wiley, Southern (N.O.), Eastern N.M., SW Texas; **SPRINT MEDLEY**—Eastern N.M. (Yavala, McKitchen, Podobas, Boit) 3:20.76, Jackson St., Grambling, NW Louisiana, Southern (B.R.), Southern (N.O.); **DISTANCE MEDLEY**—Eastern N.M. (Mengisch, Podobas, T. Boit, M. Boit) 9:51.60, Okla. Ch., NW LA., Pittsburg St., SW Mo., Prairie View.

1976 Meet: April 2-3.





IT'S A STICK UP—His pole suspended in the air, Arkansas State's Earl Bell cleared the bar at 17-2 for a new pole vault record at the NCAA indoor meet. Bell also won outdoors, sharing a record 18-1 vault with San Jose State's Dan Ripley.

## Undercover Encore For Texas-El Paso As National Meet Goes 'International'

By CHARLIE VINCENT  
Sportswriter, Detroit Free Press

Ted Banks' Texas-El Paso squad showed signs of developing into a dynasty, but that wasn't what had some members of the establishment upset at the 11th annual running of the National Collegiate Indoor Track and Field Championships.

What bothered them was the fact that Banks and a lot of his fellow coaches are grooming an unprecedented number of foreign athletes for the 1976 Olympics.

Seventy-five foreign-born athletes competed and nine of them—including three from UTEP—took firsts in the annual meet at Cobo Arena in Detroit. Even meet director Don Canham, athletic director at the University of Michigan, was grumbling about the situation by the time the "Texans" had wrapped up their second straight title.


"EUROPE AND AFRICA, FOR INSTANCE, do not have the same university system we have," Canham pointed out, "so their athletes finish high school, join a track club for four or five years, then come back here and compete as college freshmen.

"In track, an athlete figures to peak at age 28, so you can see our own boys are much further from that peak than the foreigners," Canham contended as others indicated agreement.

"All 75 of the foreign athletes who are here are good enough to make their country's Olympic teams. They've been trained here, put into world class competition, and it has helped them."

The truth behind Canham's accusations was obvious long before the two-day meet ended, with Texas-El Paso piling up 36 points to 17½ for runner-up Kansas.

Charlie Vincent says that he was born and raised in Texas, "where football is king and track is generally considered a sort of 'spring training' for football."



He's written track off-and-on since 1960.

Since joining the Detroit Free Press in 1970, he has covered a wide range of sports—auto racing to baseball to tennis.

The Detroit Wheels of the World Football League were part of his beat—until the team folded after 14 games.

He also covered the Michigan Stags of the WHA—until (you guessed it) the franchise moved out of town after 33 games.

Australian weight thrower Pete Farmer, Swedish shot putter Hans Hoglund and Canadian high jumper Greg Joy all took firsts for UTEP.

Trinidad's Hasley Crawford won the 60-yard dash for Eastern Michigan.

**KENYAN** John Ngeno, running for Washington State, won the three-mile.

Danny Smith of The Bahamas and Florida State University, won the 60-yard hurdles.

Ireland's Eamonn Cogh-



lan, of Villanova, won the mile.

Bahamian Mike Sands, running for Penn State, won the 440, and England's Nick Rose, in Western Kentucky's colors, won the two-mile.

Both Hoglund and Ngeno bettered the records they had set at the NCAA Indoor in 1974. Hoglund raising the shot put record from 67-7½ to 67-9¾, and Ngeno lowering his 13:20.8 three-mile time to 13:14.4.

Banks, who left Long Beach State four years ago to take the head coaching job at UTEP, has now guided the Miners to a second and two firsts in the indoor meet. With that kind of success at UTEP, more and more coaches are beginning to adopt his recruiting practices.

"Some people have tried to outlaw recruiting from outside the country," he said. "They say we're not properly preparing Americans for the Olympics if we bring in a lot of foreigners.

**"BUT I DON'T AGREE.** I think we're teaching our kids by showing them the kind of competition they can expect in the Olympics. I know I've learned things, and other members of our team have learned something from the foreign kids."

Texas-El Paso triple jumper Arnold Grimes, a native of Akron, Ohio, proved that point by setting a record in his event, upsetting Nigerian Charlton Ehizuellen of Illinois in the process.

Ehizuellen, just a week prior to the NCAA, had won the Big Ten triple jump with the longest indoor leap ever by a collegian (54-9½) and the long jump with the second-longest college jump in history (27-1¼).

"Everyone else will read about that (triple) jump and they'll be psyched out before they ever get to the nationals," Ehizuellen predicted.

Grimes, though, wasn't buying any psyche job. He replaced Ehizuellen as the longest-leaping collegian with a 55-4 jump.

**THE MEET'S FOURTH RECORD WAS SET** by Arkansas State's Earl Bell, who upset UTEP's defending champion, Larry Jessee, with a vault of 17-2.

Texas-El Paso, which had to go to the final event in 1974 before wrapping up its team title, endured no such suspense this time.

By the time Friday night's six events were over, the Miners—on first-place finishes by Farmer, Hoglund and Grimes and a fourth by shot putter Hans Almstrom, another Swede—had 20 points, which would have been enough to win the title.

Kansas, the only other school ever to win this meet in consecutive years, had an outside chance to catch UTEP on Saturday, but, in event after event, the Jayhawks turned in disappointing performances.

The Miners quickly pulled away.

Kansas was not the only disappointment to the record two-day turnout of 19,882. The entire Big Ten, never much of a force in national meets, accumulated just 26½ points—led by Indiana with seven.

**BUT THE MICHIGANDERS** in the Saturday afternoon turnout of 10,191 were treated to a pair of victories by Eastern Michigan, the only school other than UTEP to walk away with more than one win.

Stan Vinson, who won the 600 in 1973, repeated by nipping Kansas' Waddell Smith in 1:10.3. Then, Crawford beat Auburn's Clifford Outlin, the defending 60-yard dash champion, to the finish line as both were clocked in six seconds flat.

Their twin wins boosted the Hurons into fourth place in the meet with 14 points, behind only UTEP, Kansas and Villanova (15).

Throughout the two-day meet, when the conversation wasn't about the

success of the foreign contingent, it was about the controversial one-false-start-and-you're-out rule.

The coaches like it; the runners don't.

Pennsylvania coach Jim Tuppeny called it: "Absolutely super." New Mexico's Hugh Hackett said, "It's the greatest thing in 10 years. It eliminates all the jockeying and psyching at the start of the dashes."

Three sprinters were disqualified in Friday night's trials, including Oklahoma State's Leonard Thompson, a football halfback who had been drafted by the Detroit Lions.

Lion coach Rick Forzano showed up at Cobo to give him a few encouraging words, then walked to the finish line to watch the race. But Thompson never got there.

Even after his victory, Crawford was critical of the rule.

"I was scared," he confessed. "You train six months for one chance, and a false start would disqualify you. I don't like it."

Giving some flickering hope to the United States' chances in the '76 Olympics, three native-born Americans joined Grimes, Bell and Vinson on the winners' stand.

Keith Francis of Boston College won the 1,000; Mark Enyeart of Utah State took the 880; and Theo Hamilton of Kansas won the long jump, after Ehizuellen failed by half an inch to qualify for the finals.

Defending champions Outlin, Jessee, Wyoming's Wesley Maiyo and Oregon State's Mike Fleer all failed in attempts to repeat.

Outlin, Jessee and Maiyo (who finished just behind Francis in the 1,000) all took runner-up honors. But Fleer, who won the high jump in 1973 with a 7-2 effort, could do no better than 6-11 and finished in a three-way tie for fifth.

### 11th NCAA Indoor Championships

**SCORING**—UTex. El Paso 36, Kansas 17½, Villanova 15, Eastern Mich. 14, Florida 10, Washington St. 10, Western Ky. 10, Penn State 9, Brigham Young 8, Seton Hall 8, Southern Ill. 7½, Indiana 7, Kansas St., 7, Arkansas St. 6, Boston Col. 6, Florida St. 6, Princeton 6, Utah State 6, William & Mary 6, Illinois 5, LSU 5, Maryland 5, Auburn 4, Fordham 4, Idaho St. 4, New Mexico 4, N.C. Central 4, Northeastern 4, Texas 4, Wisconsin 4, Wyoming 4, Iowa 4, Colorado 3, Columbia 3, Connecticut 3, Memphis St. 3, Pennsylvania 3, Wichita St. 3, Rutgers 3, Arizona 2, Jackson St. 2, Northern Ill. 2, Tennessee 2, Arkansas 1, Brown 1, C.W. Post 1, Catholic 1, Delaware St. 1, Michigan 1, Mich. State 1, TCU 1, Oregon St. ½, Minnesota ½.

60—Crawford (EM) 6.0, Outlin (Au), Sharpe (F), Jones (Ten), Collins (TCU); 440—Sands (PS) 48.5, Joseph (SH), Caudill (In), Lawson (Ar), Morris (DS); 600—Vinson (EM) 1:10.2, Smith (K), Solomon (NM), Cromwell (K), Escallier (B); 880—Enyeart (US) 1:52.4, Greene (SH), Schappert (V), Clark (WM), Robinson (Ca); 1000—Francis (BC) 2:08.4, Maiyo (Wy), Foynes (Colu), Munene (UTEP), O'Shaughnessy (Ark); MILE—Coghlan (V) 4:02.0, Waigwa (UTEP), Cummings (BY), Deren (EM), Cartier (F); 2-MILE—Rose (WK) 8:44.0, Kimeto (WaS), Smith (WiS), McCarey (V), Lindsay (MiS); 3-MILE—Ngeno (WaS) 13:14.4, Staynings (WK), Bannon (MeS), Johnson (Wis), McGuire (Mic); 60-HH—Smith (FS) 7:0, Foster (NCC), Misher (LSU), Shipp (LSU), Roland (KS).

HJ—Ioy (UTEP) 7-2, Knoedel (Io), Howell (R), Irving (WM), tie among Hancock (SI), Wilson (OS) and Fleer (OS); LJ—Hamilton (K) 26-7¼, Seay (K), Adams (Colo), Davenport (Ma), Brown (SI); PV—Bell (AS) 17-2, Jessee (UTEP), Hunter (SI), Scott (WI), tie Scales (K) and Bullick (Min); SP—Hoglund (UTEP) 67-9¾, LeDuc (Tex), Arrenius (N), Almstrom (UTEP), Heitnes (PS); 35-LB WT—Farmer (UTEP) 69-1½, Djerassi (N), Bessette (Con), Satchwell (NI), Desonier (CWP); TJ—Grimes (UTEP) 55-4, Ehizuellen (ID), Robins (SI), Langeland (BY), Seay (K).

**RELAYS**—MILE—Florida (Brown, Tuitt, Gray, Alexander) 3:15.8, Indiana, Maryland, Penn State, Idaho St.; 2-MILE—Princeton (Norelli, Aneser, Hedrick, Masback) 7:34.9, Fordham, Idaho St., Jackson St., New Mexico; **DISTANCE MEDLEY**—Kansas St. (Hinchliffe, Harrison, Settle, Schemmel) 9:48.2, Villanova, Pennsylvania William & Mary, Illinois.



# 1975 Indoor Meets

## 22nd Atlantic Coast Conference Championships

SCORING—Maryland 104½, North Carolina 27, N.C. State 25½, Virginia 20, Duke 16, Clemson 13½, Wake Forest 2.

60—Basciano (M) 6.2, Rosenberg (M), Ray (NCS), Keys (V), Proctor (M); 600—Ohlmacher (M) 1:11.0, O'Keefe (M), Cupka (M), Williams (NCS), Bennett (NCS); 1000—Watt (M) 2:09.1, Bagley (NCS), Schwartz (D), Senter (NCS), Southerland (NC); MILE—Garner (M) 4:05.1, King (NC), Buttermark (NCS), Naylor (M), Ward (NC); 2-MILE—Perkins (D) 8:46.6, Rincon (M), Hamilton (NC), Quance (D), McGarry (M); 60-HH—Gwaltney (M) 7.5, Nichols (M), Seeds (V), Jackson (V), Voight (NC).

HJ—Fern (C) 6-10, Melly (M), McCabe (NC), Walden (M), tie among Hill (NCS), Stroup (C) and Vaux (M); LJ—Sinclair (M) 24-2, Davenport (M), Goodman (M), Beasley (NC), Quick (NC); PV—Remus (M) 16-0, Turley (M), Robinson (NC), Herndon (M), Dover (M); TJ—Witherspoon (V) 52-3½, Sinclair (M), Goodman (M), Freshwater (V), Long (M); SP—Medlin (NCS) 56-9¼, Caruthers (NCS), Yates (M), Klotzer (M), Sahadi (C).

RELAYS—MILE—Clemson (George, Moore, Funk, Huff) 3:23.9, North Carolina, Duke, Virginia, Wake Forest; 2-MILE—Maryland (Patterson, Ham, Meehan, Loukas) 7:49.2, North Carolina, Virginia, Duke, Wake Forest.

1976 Meet: February 21, University of Maryland.

## 47th Big Eight Conference Championships

SCORING—Kansas 63, Kansas State 53, Oklahoma 45, Colorado 27, Missouri 22, Okla. State 19, Iowa State 7, Nebraska 3.

60—Wiley (K) 6.1, Sands (IS), Garrison (O), Turner (KS), Thompson (OS); 440—Lewis (K) 48.7, Benson (K), Cooper (O), Pryor (C), Malito (N); 600—Smith (K) 1:11.2, Cromwell (K), Prince (KS), Wagner (K), Preshun (IS); 880—Prince (KS) 1:53.6, Veltkamp (O), Daily (M), Harrison (KS), Housley (M); 1000—Wilson (O) 2:12.1, Meade (OS), Schemmel (KS), Hinchliffe (KS), Watson (M); MILE—Schemmel (KS) 4:08.1, Settle (KS), Carpenter (O), Schoberg (IS), Lundberg (K); 2-MILE—Viljoen (OS) 8:52.0, Settle (KS), Koppes (K), Rose (OS), Ruffatto (C); 60-LH—Roland (KS) 6.8, Garrison (O), Hicks (M), Hekmeier (KS), Miller (O); 60-HH—Roland (KS) 7.2, Kenheiser (KS), Smith (O), Combs (KS).

HJ—Stoner (O) 7-0, Jankunis (C), Smith (K), Guinn (K), Geske (OS); LJ—Seay (K) 25-11, Hamilton (K), Adams (C), King (O), Smith (K); PV—Curnow (C) 16-8, Fletcher (M), Seales (K), tie Seltam (M) and Borcharding (M); SP—Hodgens (O) 57-3, Ringwall (OS), Stone (K), Plucknett (M), Geist (KS); TJ—Duvall (C) 52-8¼, Adams (C), Seay (K), Gray (M), Nymutei (C).

RELAYS—MILE—Kansas (Lewis, Cromwell, Benson, Wiley) 3:15.9, Oklahoma, Missouri, Nebraska, Okla. State.

1976 Meet: February 27-28, Kansas City, Missouri.

## 65th Big Ten Championships

SCORING—Indiana 66, Illinois 47, Wisconsin 39, Northwestern 21, Michigan 21, Iowa 19, Purdue 16, Ohio State 10, Mich. State 10, Minnesota 7.

60—McFarland (In) 5.9, Lawson (Io), Edwards (N), Mughal (W), Lytle (Mic); 300—McFarland (In) 29.6, Mughal (W), Edwards (N), Lawson (Io), Taylor (In); 440—Caudill (In) 47.6, Smith (N), Watkins (P), Bolton (W), Zalucky (N); 600—Williams (Mic) 1:09.3, Smith (Il), Bjelich (In), Starek (N), Lauzon (W); 880—Jarocki (N) 1:50.8, Sang (W), Wright (Il), Muck (P), Achgill (In); 1000—Byers (O) 2:06.8, Fortney (MS), Parrish (P), Beebe (Min), White (Il); MILE—Durkin (Il) 4:05.5, Heidenreich (In), Lacy (W), Lyndgaard (W), Magley (In); 2-MILE—Lindsay (MS) 8:44.8, Fleming (W), Reinke (Il), Virgin (Il), Smith (O); 3-MILE—Johnson (W) 13:26.7, McGuire (Mic), Donakowski (Mic), Plasencia (Min), Bryant (O); 70-HH—tie Jackson (In) and Hanlon (Il) 8.3, Stapp (In), DiMarzio (P), Melton (Il).

HJ—Knoedel (Io) 7-1, Ruebel (P), Keller (Il), Stanley (W), Gibbs (Mic); LJ—Ehizuelen (Il) 27-1¼, Cobb (In), Birkeland (W), Jackson (In), Vaughn (Il); PV—Nielsen (Io) 16-10, Scott (W), Ridlen (In), Keller (O), Vann (W); SP—Baietto (Il) 58-1½, Adams (In), Wujek (Min), Price (In), Johnson (W); TJ—Ehizuelen (Il) 54-9½, Vine (In), Butler (Mic), Murphy (In), Childers (P).

RELAYS—MILE—Indiana (Caudill, Knotol, Taylor, Bjelich) 3:14.3, Illinois, Michigan, Northwestern, Iowa.

1976 Meet: March 5-6, University of Wisconsin.

## Capital District Championships

SCORING—Union 93, Hudson Valley 59, RPI 40, Albany St. 24, Siena 0.  
50—Herring (U) 5.5, Heywood (U), Slater (H), Spaulding (R), Wade (H); 600—Vaughn (R) 1:18.3, Broomes (U), Augar (U), Verone (R), Spence (U); 1000—Bigrow (H) 2:22.8, Wandelmaier (U), Cutts (U), Sullivan (A), Masucci (R); MILE—Bigrow (H) 4:25.7, Jones (U), Masucci (R), Burns (A), Petto (R); 2-MILE—Cherubino (A) 9:29.4, Jones (U), Bowles (H), Groden (R), Davis (A); 60-HH—Scheuer (U) 7.4, Cole (A), Stegman (U), Kern (U), May (U).

HJ—Van Alstine (H) 6-4, Casey (H), Malone (A), Cromer (H), Payne (H); LJ—Cromer (H) 20-11, Huban (U), Radz (H), Van Alstine (H), Febles (A); PV—Mastaitis (U) 13-6, Adams (U); SP—Mowrey (U) 51-1, Lowell (R), Gilewicz (U), Gazillo (H), Roth (H); 35-LB WT—Lowell (R) 53-3, Sherman (U), Mowrey (U), Gilewicz (U), Freel (R); TJ—Scott (R) 43-¾, Huban (U), Cromer (H), Van Alstine (H), Febles (A).

RELAYS—MILE—Union 3:40.2, Hudson Valley, RPI, Albany St.; 2-MILE—Union 8:21.0, Hudson Valley, RPI, Albany St.

1976 Meet: January 31, Union College.

## 49th Central Collegiate Conference Championships

SCORING—Eastern Mich. 119½, Penn State, 118½, Southern Ill. 75, Michigan 71, Bowling Green 58, Western Mich. 38, Northern Ill. 36, Kent State 21, Kentucky St. 20, Toledo 14, Notre Dame 10, Central Mich. 8, Drake 0, DePaul 0, Loyola 0, Wayne St. 0, Western Ill. 0.

60—Crawford (EM) 6.3, Chapman (EM), Sands (PS), Shine (PS), Lytle (Mic), Hennigar (Mic); 300—Crawford (EM) 30.6, Shine (PS), Monroe (SI), Taylor (BG), Hennigar (Mic), Howe (Mic); 440—Sands (PS) 48.2, McLeod (Mic), See (BG), Williams (Kys), Bigelow (SI), Carmody (SI); 600—Vinson (EM) 1:09.1, Williams (Mic), Thomas man (BG), Mills (Mic), Prophet (WM), Arnold (EM); 880—Bauls (EM) 1:54.7, Thomas man (BG), Vermilyea (BG), Scott (NI), Brown (WM), Manners (Kys); 1000—Norman (WM) (EM), 2:11.3, Rexroat (PS), Deren (EM), Gabl (NI), Preston (BG), Hutchinson (BF); MILE—Deren (EM) 4:07.7, Hunter (KS), Stemmer (PS), Zumbaugh (BG), Hollander (EM), Dubina (KS); 2-MILE—Rodriguez (Tol) 8:52.9, Burkhart (EM), Yates (ND), Stemmer (PS), Malley (PS), Donakowski (Mic); 3-MILE—Hollander (EM) 13:34.6, McGuire (Mic), Kier (KS), Zumbaugh (BG), Smith (BM), Meyer (Mic); 60-HH—Shim (PS) 7.5, Hancock (SD), Taylor (Kys), Warren (BG), Alexia (CM), Robins (SI).

HJ—Hancock (SI) 7-0½, Dorsey (Kys), tie among Edwards (BG), Swanson (Mic) and Brown (Tol), Gibbs (Mic); LJ—Green (PS) 23-1¼, Hancock (SI), Perkins (SI), Pettus (EM), Lorraway (SI), Robins (SI); PV—Gifford (PS) 16-0, Hunter (SI), Stokes (Mic), Wellman (EM), DeWildt (WM), tie Teeple (EM) and Jones (PS); SP—Hjeltnes (PS) 58-6½, Byrnes (NI), Satchwell (NI), Clayton (NI), Michalak (CM), Warren (SI); 35-LB WT—Satchwell (NI) 57-7, Meyer (WM), Hjeltnes (PS), Greaser (PS), Schomer (WM), Breidenbach (KS); TJ—Robins (SI) 51-9½, Lorraway (SI), Butler (Mic), Selmer (WM), Perkins (SI), Harden (KS).

RELAYS—MILE—Michigan (Grace, Furst, McLeod, Williams) 3:14.9, Penn State, Bowling Green, Kent State, Western Mich., Southern Ill.; 2-MILE—Bowling Green (Preston, Desjardins, Hutchinson, Vermilyea) 7:35.9, Michigan, Eastern Mich., Penn State, Central Mich., Southern Ill.; DISTANCE MEDLEY—Eastern Mich. (Bauls, Arnold, Williams, Burkhart) 9:51.5, Penn State, Western Mich., Notre Dame, Central Mich., Bowling Green.

1976 Meet: February 20-21, Eastern Michigan University.

## Collegiate Track Conference Championships

SCORING—C.W. Post 56, Adelphi 52, Baruch 32, N.Y. Tech 13, Kings Point 13, Central Conn. 11, Montclair St. 11, Fairleigh Dickinson 9, Southern Conn. 9, Stony Brook 6, CCNY 4, Queens 4, Glassboro St. 2, Trenton St. 2, Brooklyn Col. 1.

50—McBride (A) 5.5, Cunningham (Ba), Hardware (A), Bailey (CCNY), Richardson (A); 600—Ancona (CWP) 1:13.1, Dabney (A), DePeiza (Ba), Spencer (A), Lapp (NY); 1000—Quednao (NY) 2:17.6, Vega (A), Cunningham (Q), Wade (G), Vitale (Ba); MILE—Murphy (CWP) 4:18.0, House (SB), Swanson (CWP), Moody (A), Lake (SB); 2-MILE—Biedrzycki (CWP) 9:08.1, Field (A), Conner (F), Mortensen (Ba), Swanson (CWP); 60-HH—Wallace (CWP) 7.4, Cunningham (Ba), Hamilton (A), Corso (CWP), McKee (SB); MILE WALK—Stewart (KP) 7:17.0, Ambury (KP), Dulke (KP), Hart (CCNY), Mendell (O).

HJ—Kanya (CWP) 6-7½, McRae (A), Cunningham (Ba), Robinson (M), Jeffrey (SC); LJ—Cunningham (Ba) 23-½, Hill (CeC), Bailey (Ba), McBride (A), Noonan (NY); PV—Pendlebury (M) 14-0, Crane (CeC), Lockett (F), Springsteen (SC), Kretzer (NY);



SP—Arciere (A) 57-4½, Post (CWP), Martens (M), DeLuise (T), Riguseo (F); **35-LB WT—Desonier (CWP)** 61-4½, Sandas (SC), Wzykowski (CeC), Castaldi (SC), Calozzo (A).

**RELAYS—MILE—C.W. Post** (Thompson, Bartlett, Ancona, Fagan) 3:21.5, Adelphi, Baruch, N.Y. Tech, Brooklyn Col.; **2-MILE—Adelphi** (Segre, Vega, Antonacci, Callahan) 7:59.2, C.W. Post, Baruch, N.Y. Tech, Fairleigh Dickinson.

### Eastern Intercollegiate Athletic Association Championships

**SCORING—Springfield** 35, Coast Guard 28½, Williams 22½, Bowdoin 22, Southern Conn. 20½, Providence 20, Bates 17½, Brandeis 15, Tufts 12, Worcester St. 11, Lowell Tech 9, Boston St. 6, Central Conn. 2, Colby 2, Amherst 0, MIT 0, Trinity 0, Wesleyan 0.

**60—Riley (LT)** 6.2, Donolow (Tu), Strang (Bow), Newsome (Wi); **600—Kotkosky (SC)** 1:12.4, Riley (Wo), Strobino (SC), Weyers (CG), Lapke (CG), Bockus (Wo); **1000—Baird (CG)** 2:13.8, Gallagher (P), Bierman (Ba), Taylor (Ba), Leinback (Wi), Lussier (P); **MILE—Duggan (Sp)** 4:09.7, O'Shea (P), Savoie (P), Thacker (CG), Sandborn (Bow), Keenan (Ba); **2-MILE—Treacy (P)** 8:56.7, Doherty (BS), Merrill (Ba), Goodwin (BS), Farley (P), Duggan (BS); **60-HH—Reed (Wi)** 7.4, McCray (Sp), Davis (Sp), Hintlian (Tu), Hill (CG), Cocco (SC).

**HJ—Visbaras (Br)** 6-7, Moore (CG), Watry (CG), Mertz (Wi), Bardaglio (Ba), Baker (Ba); **LJ—Davis (Sp)** 23-7½, Perry (Wi), Visbaras (Br), Bruce (Ba), Hill (CG); **PV—Leadbetter (Bow)** 14-6½, Gould (Tu), Davis (CG), McLaughry (Wi), tie Springsteen (SC) and Allard (CG); **SP—Dupuis (Wo)** 55-8, Leavitt (Bow), Hoffman (Br), Cedrone (Ba), Archambault (LT); **35-LB WT—Waithe (Bow)** 58-4, Durrigan (SC), Cedrone (Ba), Sandas (SC), Haskell (LT); **TJ—Davis (Sp)** 50-5, McCray (Sp), Visbaras (Br), Moore (CG), Flynn (CG).

**RELAYS—MILE—Southern Conn.** 3:24.2, Williams, Coast Guard, Tufts, Lowell Tech, Worcester St.; **2-MILE—Springfield** 7:53.1, Coast Guard, Bowdoin, Colby, Williams, Bates.

1976 Meet: February 14, Tufts University.

### Greater Boston Championships

**SCORING—Northeastern** 88, Harvard 85, Boston Col. 68, Brandeis 14, MIT 6, Tufts 5, Boston U. 5.

**50—Hazard (BC)** 5.4, Green (BC), Frelow (N), Schember (H), Donolow (T); **440—Schmidt (H)** 50.4, Mortimer (N), Charland (BC), Davenport (N); **600—Lech (N)** 1:12.8, Peters (H), Olayos (N), Butler (H), Trovato (BC); **880—Lowell (BC)** 1:56.1, Chandler (N), Scribner (N), Springate (H), Campbell (H); **1000—Goggin (BC)** 2:11.6, Vercolone (BC), Curtis (H), Prince (N), Stolle (N); **MILE—Francis (BC)** 4:09.4, Hickey (N), Okerman (H), Becker (BC), Horton (Br); **2-MILE—Capasuto (BC)** 8:59.4, Flora (N), Buckley (N), Kelley (BU), Donaghe (Br); **45-HH—D'Alessandro (N)** 5.9, Okine (M), Hemmingsway (BC), Queen (BU), Butler (H).

**HJ—Embree (H)** 7-2¼, Sullivan (H), McCulloh (H), Quigley (N), Visbaras (Br); **PV—Heckel (H)** 14-0, Grant (N), Berg (H), Gould (T), Morse (N); **SP—Rao (N)** 54-10½, Dray (BC), Hoffman (Br), Jiggetts (H), McCafferty (H); **35-LB WT—Djerassi (N)** 67-3¼, Jiggetts (H), Niemi (H), Johnston (N), Christian (BC); **TJ—Kayali (H)** 47-7, Martin (N), Embree (H), Visbaras (Br), Kayali (H).

**RELAYS—MILE—Boston Col.** (Collins, Trovato, Charland, Francis) 3:22.4, Northeastern, Harvard, MIT, Brandeis; **2-MILE—Boston Col.** (MacIntyre, Vercolone, Lowell, Goggin) 7:43.6, Northeastern, Harvard, Brandeis, Boston U.; **DISTANCE MEDLEY—Northeastern** (Scribner, Olayos, Hickey, Flora) 10:19.6, Boston Col., Brandeis, Harvard, Tufts.

1976 Meet: February 6-7, Harvard and Tufts.

### 28th Heptagonal Championships

**SCORING—Pennsylvania** 54, Cornell 40, Navy 29, Army 19, Brown 19, Dartmouth 19, Harvard 19, Princeton 19, Columbia 6, Yale 0.

**60—James (Pe)** 6.3, Meyer (B), Redden (Cor), H. Brown (B), Gansle (Pe); **600—Nichols (D)** 1:10.9, Roach (Cor), Escallier (B), Wave (Pr), Peters (H); **1000—Hoakley (Pe)** 2:12.4, Ashworth (Pe), Stockel (Pe), Horst (Col), Brallier (Cor); **MILE—Masback (Pr)** 4:10.4, Foymes (Col), Christ (Pe), Peisch (D), Salazar (N); **2-MILE—Merrick (Pe)** 8:50.6, Trujillo (A), DeMarco (Cor), Giorgis (N), Cabell (Pr); **60 HH—Schwab (Pe)** 7.3, Campbell (N), DellaRocco (A), Brown (A), Groh (N).

**HJ—Embree (H)** 7-0, Parker (N), Turner (A), Rutherford (Pe), Cleaves (Pr); **LJ—Collins (A)** 23-1½, Leonard (Cor), Stachitas (Pe), High (N), McPherson (Pe); **PV—Williges (Pr)** 15-8, Adlam (Pe), Zwingelberg (N), Brangman (Cor), Lawson (A); **SP—Doupe (Cor)** 60-0, Cortina (Pe), Munot (B), Hutchinson (N), Shields (Cor);

**35-LB WT—Bartlett (B)** 64-2½, Jiggetts (H), Niemi (H), Starr (D), Scanlon (Pe); **TJ—Leonard (Cor)** 51-8¼, Granger (Cor), Kayali (H), Bates (Pr), Perry (Pe).

**RELAYS—MILE—Dartmouth** (Coburn, Duncan, Nichols, Norman) 3:18.9, Navy, Pennsylvania, Army, Brown; **2-MILE—Cornell** (Stinson, Brallier, Patterson, Roach) 7:39.6, Navy, Dartmouth, Harvard, Princeton.

1976 Meet: February 28, Cornell University.

### 54th ICAAAA Championships

**SCORING—Seton Hall** 37, Maryland 34, William & Mary 27, Villanova 24, Boston Col. 15, Northeastern 14, Cornell 12, Manhattan 10, Pennsylvania 9, Princeton 8½, C.W. Post 8, Rutgers 8, Columbia 5, Adelphi 5, Connecticut 4, Brown 4, Boston U. 4, Fordham 4, Harvard 4, Rhode Island 4, Morgan St. 3, Army 3, Georgetown 3, St. John's 3, Pittsburgh 3, St. Joseph's 3, Massachusetts 3, Navy 2½, Southern Conn. 2, American 2, Notre Dame 2, Providence 1, Catholic 1. Others: Kings Point, Plattsburgh St.

**60—Hazard (BC)** 6.3, Basciano (Mar), Joseph (SH), James (Pe), Meyer (Br); **440—Joseph (SH)** 47.7, Daley (SH), Schwab (Pe), Farmer (Pitt), Abels (Cor); **600—Brock (SH)** 1:09.7, Ancona (CWP), Price (Ad), Presley (SH), Roach (Cor); **880—Clark (WM)** 1:52.2, Greene (SH), Schappert (V), Zink (G), Dabney (Ad); **1000—Francis (BC)** 2:09.2, Foynes (Col), Belger (V), Hickey (Nor), Horst (Col); **MILE—Coghlan (V)** 4:05.3, Taylor (BU), Soehner (SI), Housely (ND), Peterson (G); **2-MILE—Martin (WM)** 8:45.6, McCarey (V), Trujillo (Ar), Cohen (Am), O'Shea (Pro); **60-HH—Dobson (WM)** 7.2, Myatt (SH), Raeford (MorS), Schwab (Pe), Bunting (SH); **MILE WALK (non scoring)—Stewart (KP)** 7:10.6, Leonard (PIS), Hamlin (Br), Ambury (KP), Zacharias (Pri).

**HJ—Howell (Ru)** 7-2, Embree (H), Irving (RM), Parker (Nor), Richardson (Mar); **LJ—Davenport (Mar)** 24-8, Sinclair (Mar), Goodman (Mar), Martin (Nor), Hamlin (Mar); **PV—Remus (Mar)** 16-0, Jerrow (RI), tie Williges (Pri) and Herndon (Mar), tie Zwingelberg (Na) and Turley (Mar); **SP—Doupe (Cor)** 59-3½, Rao (Nor), Post (CWP), Cortina (Pe), Arciere (Ad); **35-LB WT—Djerassi (Nor)** 67-4, Bessette (Conn), Bartlett (Br), Durrigan (SC), Desonier (CWP); **TJ—McBryde (Man)** 51-4, Leonard (Cor), Lennex (SI), Goodman (Mar), Nathaniel (Man).

**RELAYS—MILE—Seton Hall** (Cooper, Daley, Joseph, Brock) 3:12.9, Maryland, Manhattan, Villanova, Catholic; **2-MILE—Princeton** (Norelli, Aneser, Hedrick, Masback) 7:27.0, Fordham, Boston Col., Villanova, Seton Hall; **DISTANCE MEDLEY—William & Mary** (Courtney, Becker, Collins, Martin) 9:48.6, Villanova, Massachusetts, Rutgers, Pittsburgh.

1976 Meet: March 6-7, Princeton University.

### Independent College Athletic Conference Championships

**SCORING—Rochester Tech** 63, Alfred 61, RPI 50, St. Lawrence 41.

**50—Rice (S)** 5.5, Newsome (RT), Jones (RP), Stebbins (RT), Spaulding (RP); **600—tie Bryne (A) and Wyatt (RT)** 1:16.4, Castilano (A), Goldman (RP), Vaughn (RP); **1000—Wyatt (RT)** 2:20.6, Gibson (A), Radl (RT), Petto (RP), Ailes (S); **MILE—Gibson (A)** 4:26.5, Pulos (A), Masucci (RP), Petto (RP), Purfee (S); **2-MILE—Pulos (A)** 9:40.3, Phelps (S), Groden (RP), Masucci (RP), Preiss (S); **50-HH—Wolling (RT)** 7.2, Greene (RP), Murray (A), Collins (RP), Smith (S).

**HJ—Appel (S)** 5-10, Nordquist (RT), Leone (RP), Shepard (S); **LJ—Clark (RT)** 21-1¼, Stebbins (RT), Van Buren (A), Byrd (RT), Fattay (A); **PV—Long (S)** 13-6, Rubin (A), Cooper (S), Whittier (S), Schindewolf (S); **SP—Lowell (RP)** 49-1½, Bruce (A), Masulius (RT), Allen (S), Brunner (RT); **35-LB WT—Lowell (RP)** 55-1, Masulius (RT), Ellis (RP), Freel (RP), Brunner (RT); **TJ—Clark (RT)** 45-1½, Byrd (RT), Leone (RP), Fattay (A), Appel (S).

**RELAYS—MILE—Alfred** (Castilano, Kahn, Bryne, Van Buren) 3:33.5, St. Lawrence, Rochester Tech, RPI; **2-MILE—Alfred** (Castilano, Kahn, Bryne, Jones) 8:16.1, St. Lawrence, RPI, Rochester Tech.

1976 Meet: February 15, RPI.

### State of Maine Championships

**SCORING—Maine** 59, Bowdoin 44, Bates 42, Colby 8.

**60—McLean (Bo)** 6.4, Strang (Bo), Frazer (M), Serad (M); **600—Dunn (Bo)** 1:11.6, Van Beursee (M), Brown (M), tie Coumbe (Ba) and Richardson (Ba); **1000—Bierman (Ba)** 2:16.9, Dunn (Bo), Delande (C), DeMartinas (Ba); **MILE—LaFlamme (M)** 4:10.5, Sanborn (Bo), DeBruin (Ba), Carey (Bo); **2-MILE—tie Merrill and Oparowski (Ba)** 9:14.7, Campbell (M), Chasen (Bo); **60-HH—Lungelow (Ba)** 7.6, Collette (M), Getchell (Bo), Fiftal (C).

**HJ—Leathe (M)** 6-6, Bardaglio (Ba), Lammi (M), Kipp (Ba); **LJ—Lammi (M)** 21-11, Cochrane (M), Decker (C), Bruce (Ba); **PV—Leadbetter (Bo)** 13-6, Jordan (M), LaCasse



(M), Bernard (C); **SP**—Leavitt (Bo) 53-10%, Cedrone (Ba), Elmendorf (M), Waithe (Bo); **35-LB WT**—Waithe (Bo) 59-6%, Cedrone (Ba), Bolden (Ba), Carlson (Bo); **TJ**—Cochrane (M) 45-6%, Lammi (M), McLean (Bo), MacFarlane (M).

**RELAYS**—**MILE**—Maine (Gott, Schaible, Van Peurseum, Brown) 3:21.6; **2-MILE**—Maine (Balentine, Campbell, Swift, LaFlamme) 7:56.8.

1976 Meet: February 7, Colby College.

### Mason-Dixon Conference

**SCORING**—Mt. St. Mary's 86, Catholic 60½, Towson St. 36, UMd. Baltimore Co. 7½, Salisbury St. 7, George Mason 7, Roanoke 3.

**60**—Stebbins (M) 6.4, Matthews (M), Fries (M), Womersley (T), Musgrove (C); **440**—Musgrove (C) 49.6, Banks (M), Homan (C), Fischer (C), Lake (C); **880**—Robinson (C) 1:54.6, Fischer (C), Martin (M), LaRocco (R), Menscher (M); **MILE**—Robinson (C) 4:23.1, Dayhoff (C), Ireland (M), Good (M), Scully (M); **2-MILE**—Peterson (G) 9:11.8, Dayhoff (C), Draper (M), Smith (C); **60-HH**—Stebbins (M) 7.6, Matthews (M), Lubas (M), Monroe (C), Womersley (T).

**HJ**—Ellis (T) 6-2, Stebbins (M), Mike (M), Wise (UMB), Smith (S); **LJ**—Stebbins (M) 22-5, Womersley (T), Ellis (T), Mike (M), Monroe (C); **PV**—Hill (M) 13-0, Wappel (C), Stebbins (M), Culbertson (T), Fischetti (T); **SP**—Brooks (M) 50-1, Maffey (C), Serafin (T), Riley (S), Guy (R); **TJ**—Womersley (T) 44-5, Ellis (T), Stebbins (M), Hawke (S), Monroe (C).

**RELAYS**—**MILE**—Catholic 3:22.2, Mt. St. Mary's, UMd. Baltimore, Salisbury St., Towson St.; **2-MILE**—Mt. St. Mary's 8:20.4, Catholic, Towson St., UMd. Baltimore.

### 33rd Metropolitan Championships

**SCORING**—Seton Hall 68, Manhattan 44, St. John's 36½, Rutgers 35½, Fordham 28, Adelphi 21, C.W. Post 18, Columbia 13, CCNY 6, Fairleigh Dickinson 1, Iona 0, NYU 0.

**60**—Hardware (A) 6.2, Chambers (SH), Bailey (CCNY), Henderson (A), Greenwood (SH); **440**—Joseph (SH) 45.8, Cooper (SH), Thurton (M), Kennedy (SJ), Daley (SH); **600**—Carter (M) 1:11.3, Presley (SH), Emanuel (SJ), Mustachio (SH); **880**—Foynes (Col) 1:52.1, Dabney (A), Trammell (Fo), Solomon (SH), Ancona (CWP); **1000**—Greene (SH) 2:12.0, Trammell (Fo), McCarthy (Fo), Gordon (M), Breier (Col); **MILE**—Colon (M) 4:07.1, Soehner (SJ), Spires (R), Vickery (R), Jurgens (Fo); **2-MILE**—Byrnes (Fo) 8:59.6, Roche (R), Inman (M), Biedrzycki (CWP), Field (A); **60-HH**—Myatt (SH) 7.2, Blackshear (SH), Bunting (SH), Wallace (CWP), Sutphen (FD).

**HJ**—Fields (SH) 6-10, tie Bell (SJ) and Howell (R), O'Connell (M), McRae (A); **LJ**—Webb (SH) 23-3%, Nathaniel (M), O'Hare (R), Yager (SJ), Holder (Col); **PV**—Ewen (R) 14-6, Day (R), Testa (SJ), Berken (Col), Wilson (SJ); **SP**—Post (CWP) 56-1, Arciere (A), Jakubowski (R), McCree (SJ), Salvi (Fo); **35-LB WT**—McCree (SJ) 59-3%, Desonier (CWP), Chiocearelli (Col), Steier (R), Post (CWP); **TJ**—McBryde (M) 49-10, Serkes (SJ), Smile (CCNY), Lunemann (R), Thompson (CWP).

**RELAYS**—**MILE**—Seton Hall (Lewis, Brock, Joseph, Presley) 3:15.1, Manhattan, St. John's, Adelphi, C.W. Post; **2-MILE**—Fordham (E. Trammell, McCarthy, A. Trammell, Jurgens) 7:40.0, Seton Hall, Rutgers, Manhattan, St. John's; **DISTANCE MEDLEY**—Manhattan (Wall, Nathaniel, Tierney, Gaughn) 10:04.8, Fordham, Seton Hall, St. John's, Adelphi.

1976 Meet: February 16, Princeton University.

### Middle Atlantic Conference Championships

**SCORING**—Widener 86, Gettysburg 37, Wagner 25, Ursinus 23, Washington 16, Lebanon Valley 12, Juniata 10, Muhlenberg 6, Swarthmore 6, Franklin & Marshall 3, Albright 0.

**60**—Williams (Wi) 6.3, Gassert (C), Bernecker (M), Foster (Wi), D'Aquila (Wag); **300**—Sharf (Was) 33.2, Slough (J), Klambach (U), Burns (Wi), Luy (C); **600**—Sharf (Was) 1:13.9, Rohan (Wag), Burns (Wi), Fowler (Wi), Hudak (Wi); **1000**—Hart (Wi) 2:18.1, Fowler (Wi), Stauss (G), Brommer (J), Prestipino (Wag); **MILE**—Garner (Wi) 4:21.3, Hart (Wi), Guy (Wi), Mulroy (C), Trainor (C); **2-MILE**—Garner (Wi) 9:19.0, Guy (Wi), McCullough (J), Devlin (S), Richards (G); **60-HH**—Nobile (G) 8.0, Hoyt (Was), Priestly (LV), Shortway (U), McMyne (Wi).

**HJ**—McMahon (Wi) 6-4, Heller (G), Ruth (U), Trinkle (U), Gills (G); **LJ**—James (U) 22-3%, Williams (Wi), Hancox (Wag), Rohan (Wag), Halbleib (LV); **PV**—Vallone (G) 14-0, McGinnis (S), Brisman (Wi), Loelger (J), Jorackie (LV), Ludwig (Wag); **SP**—Groschwitz (Wi) 49-7, Barbadoro (G), LaPresti (Wag), Patterson (G), Orens (M),

Vanderstine (Wi); **TJ**—Williams (Wi) 49-2, James (U), McAbee (Wi), Kalmbach (U), Kemmerer (M).

**RELAYS**—**1-LAP**—Widener (Williams, Foster, McAbee, Jackson) 1:13.7, Wagner, Lebanon Valley, Gettysburg, Muhlenberg; **MILE**—Wagner (Rohan, Riga, Allen, Perry) 3:32.9, Gettysburg, Franklin & Marshall, Widener, Washington.

1976 Meet: March 7, Widener College.

### Missouri Intercollegiate Athletic Association

**SCORING**—Lincoln 67, Central Mo. 42, SE Missouri 42, NE Missouri 30, NW Missouri 29, SW Missouri 26, Umo. Rolla 19.

**60**—tie Hornsby (SE) and Williams (L) 6.3, Powell (NE), Murrell (C), Bullock (MR); **300**—Hornsby (SE) 31.5, Vessel (MR), Williams (L), Noland (NE), Cooper (L); **440**—Bullock (MR) 49.8, Cooper (L), Miller (C), Vessel (MR), Wicks (SE); **600**—Thomas (L) 1:13.3, Evans (NE), Newton (SE), Coleman (C), Cheeks (L); **880**—Wellerding (NW) 1:57.7, Logan (L), Weld (SW), Harris (SE), Brozovich (C); **1000**—White (SE) 2:17.8, Franklin (NE), Tabb (C), Darling (NW), Tideman (SW); **MILE**—Wellerding (NW) 4:13.6, White (SE), Jensen (L), Brozovich (C), Tideman (SW); **2-MILE**—Cregeen (NW) 9:11.4, Orndoff (SW), Jensen (L), Crumm (C), Henderson (SE); **60-HH**—Larry (L) 7.3, Williams (L), Belle (SE), Washington (C), Jacobsen (NE).

**HJ**—Northrip (SW) 6-9, tie Brownfield (C) and Klie (MR), tie Pirsch (SE) and Thornton (NE); **LJ**—Williams (L) 22-8¼, Bell (L), Childs (C), Pritchett (SW), Higgin (C); **PV**—Davey (C) 15-1, tie Schlupp (NW) and Davis (SW), Brownrigg (NW), tie Baker (SE) and Neal (SE); **SP**—French (L) 54-2, Burt (C), Hill (L), Wunderlich (SE), Eskew (C); **TJ**—Daye (SW) 48-6, Mason (SE), Thornton (NE), Smith (MR), Sylvester (L).

**RELAYS**—**MILE**—Lincoln (Cooper, Cheeks, Thomas, Logan) 3:19.3, NE Missouri, SE Missouri, Central Mo., Umo. Rolla; **2-MILE**—NE Missouri (Haake, Evans, Harris, Franklin) 7:54.8, Central Mo., NW Missouri, Lincoln.

1976 Meet: University of Missouri-Columbia, date to be determined.

### Missouri Valley Conference

**SCORING**—Drake 77, North Texas St. 77, Wichita St. 53, West Texas St. 40, Bradley 8, Louisville 0.

**60**—Wright (WT) 6.3, Dennis (WT), G. Murphy (D), Hollins (NT), Freeman (NT), Ray (WS); **300**—G. Murphy (D) 30.7, Baker (NT), Wilkerson (NT), Ray (WS), Carr (D), Dennis (WT); **440**—Barnes (D) 49.6, Lucas (WS), Arney (D), Bell (NT), Morris (WS), Harris (B); **600**—Curry (NT) 1:11.2, Kralicek (D), Eberhart (NT), Parker (WS), Everett (WS), Shreve (D); **880**—Tionny (WT) 1:53.9, Pittman (NT), Knudsen (NT), Mendenhall (D), Lewis (D), Hambrough (WS); **1000**—Hageman (WS) 2:15.1, French (NT), Bell (D), Perkins (D), Glenn (WS); **MILE**—Smith (WS) 4:06.0, Tionny (WT), Christensen (WS), Kochn (WS), Hall (D), Buyers (NT); **2-MILE**—Smith (WS) 8:48.6,indra (NT), Gifford (WS), Pettigrew (NT), Shaad (WS), Mork (NT); **60-H**—Franklin (D) 7.1, Six (D), Jubert (NT), Rumble (D), Fahy (D), Penn (WT); **60-HH**—Franklin (D) 7.3, Six (D), Jubert (NT), Labus (WT), Rumble (D), Malveaux (NT).

**HJ**—Allard (D) 6-6, M. Murphy (D), Six (WT), Penn (WT), Cano (WS), Potter (B); **LJ**—Gilford (NT) 24-¼, Potter (B), Bowers (NT), M. Murphy (D), Brown (B), McCall (D); **PV**—McKain (WS) 15-0, Rodriguez (NT), Walker (WT), Tuttle (NT), tied Grandon (WS) and Droege (WS); **SP**—Hall (NT) 57-6, Haddad (WT), Self (WT), Brown (NT), McMahon (B), Coonce (WS); **TJ**—Gilford (NT) 50-½, Bowers (NT), Crawford (WS), Waid (D), Keller (D), Brown (B).

**RELAYS**—**MILE**—Drake (Arney, G. Murphy, Kralicek, Franklin) 3:16.7, Wichita St., West Texas St., Bradley.

1976 Meet: February 28-March 1, Columbia, Missouri.

### New England Intercollegiate Championships

**SCORING**—Northeastern 54, Boston Col. 43½, Connecticut 36, Springfield 20, Massachusetts 15½, Holy Cross 13, Rhode Island 10, Williams 10, Bowdoin 9, Boston U. 6, Brandeis 5, Maine 4, Southern Conn. 4, Coast Guard 4, Lowell Tech 3, MIT 3, Worcester St. 2, Bates 2, Tufts 1. Other: Providence.

**440**—Reed (Wi) 49.9, Mortimer (N), Thomas (Br), Wilkes (MIT), Charland (BC); **600**—Lech (N) 1:11.7, Dunn (Bow), tie Travato (BC) and Heally (Mas), Van Peurseum (Mai); **880**—Kiley (HC) 1:54.9, Wise (Sp), Graham (N), Sanborn (Bow), Farmer (Mas); **1000**—Hickey (N) 2:09.2, Mahoney (HC), Becker (BC), Goggin (BC), Lowell (BC); **MILE**—Francis (BC) 4:07.4, Thomas (Mas), Gillen (Mas), Duggan (Sp), Flora (N); **2-MILE**—O'Shea (P) 8:49.6, Treacy (P), Cappuzzo (BC), Buckley (N), Flora (N).

**HJ**—Augeri (Con) 6-8, Quigley (N), tie Lammi (Mai) and Martens (Mas), Watry (CG), Bardaglio (Ba); **LJ**—H. Davis (Con) 23-7¼, Martin (N), A. Davis (Sp), Braccio



(Con), Adamson (Mas), Geraghty (Mas); **PV**—Jerrow (RI) 15-3, McCracken (RI), Grant (N), Leadbetter (Bow), Reilly (Con), Gould (T); **SP**—Rao (N) 56-11½, White (Con), Dray (BC), Dupuis (WS), Leavitt (Bow); **35-LB WT**—Djerassi (N) 67-7¼, Bessette (Con), Morrison (HC), Durrigan (SC), Cedrone (Ba), Waithe (Bow); **TJ**—McCray (Sp) 49-2, H. Davis (Con), Murphy (Con), Visbaras (Br), Flynn (CG), A. Davis (Sp).

**RELAYS—MILE**—Boston Col. (Hazard, Travato, Charland, Francis) 3:19.2, North-eastern, Connecticut, Massachusetts, Tufts; **2-MILE**—Boston Col. (Vercollone, Lowell, Becker, Goggin) 7:45.2, Northeastern, Connecticut, Coast Guard, Bates.

1976 Meet: February 28, Tufts University.

### New Jersey Championships

**SCORING**—Princeton 105, Seton Hall 81½, Rutgers 48, Montclair St. 14, Fair Dickinson 9, Trenton St. 4, Stockton St. 2, St. Peter's 2, Glassboro St. 1½, Monmouth St. 0, Rider 0, Wm. Paterson 0.

**60**—Chambers (SH) 6.2, Greenwood (SH), Wilk (P), Boxley (SS), Beia (FD); **440**—Joseph (SH) 48.9, Daley (SH), Russell (Mont), Gourdon (P), Mass (Ru); **600**—Brook (SH) 1:11.1, Waye (P), Presley (SH), Mustachio (SH), Hedrick (P); **880**—Norelli (P) 1:54.4, Wells (Ru), Aneser (P), Solomon (SH), Braithwaite (SH); **1000**—Greene (SH) 2:11.9, Weicksel (P), Chiusano (Ru), Cavaliero (SH), Pringle (P); **MILE**—Speirs (Ru) 4:07.2, Masback (P), Vickery (Ru), Rice (P), Dohn (SH); **2-MILE**—Bunnell (P) 8:59.4, Roche (Ru), Cabell (P), Ross (P), Conner (FD); **60-HH**—Myatt (SH) 7.4, Blackshear (SH), Bunting (SH), Sutphen (FD), Steven (G).

**HJ**—Fields (SH) 7-0, Cleaves (P), Howell (Ru), Hundt (Ru), tie Bunting (SH) and Borrelli (G); **LJ**—Webb (SH) 22-11½, Cope (P), O'Hara (Ru), Williges (P), Genovesi (TS); **PV**—Williges (P) 15-1, Ewen (Ru), Pendlebury (M), Fullerton (P), Carabasi (P); **SP**—Martens (M) 50-3½, Ruggeri (P), Navetta (P), Deluise (TS), Composito (M); **35-LB WT**—Mancino (P) 54-4¼, Steier (Ru), Johnson (P), Treadway (P), Gallup (Ru); **TJ**—Bates (P) 46-10¼, Fink (P), Fehm (P), Lunnehan (Ru), Rich (FD).

**RELAYS—MILE**—Seton Hall 3:17.4, Princeton, Rutgers, St. Peter's, Fair, Dickinson; **2-MILE**—Princeton (Rice, Weicksel, Pringle, Masback) 7:51.4, Seton Hall, Fair, Dickinson, Rutgers, Montclair St.; **DISTANCE MEDLEY**—Rutgers 10:09.2, Princeton, Seton Hall, Trenton St.

1976 Meet: January 24, Princeton University.

### New York State Championships

**SCORING**—Cortland 48, Union 30½, Rochester 22½, Alfred 18, RPI 16, Colgate 13, Buffalo 12, St. Lawrence 11, Oswego 10, Brockport 9, Buffalo St. 8, Fredonia 6, Binghamton 3, Hamilton 1, Hartwick 0, LeMoyne 0.

**50**—Herring (U) 5.5, Stephens (Bu), Jones (RPI), Lawrie (Cor), Mobley (Ham); **600**—Rice (SL) 1:14.0, Acea (O), Moffat (U), Kirchoff (Cor), Kessler (Ro); **1000**—Castillo (Ro) 2:17.1, Painting (BS), Parker (Col), Jeter (Bi), Laufer (F); **MILE**—Wilson (Cor) 4:14.4, Clark (F), Bennett (Ro), Jones (U), Moin (Bi); **2-MILE**—Wilson (Cor) 9:05.2, Mason (Col), Pfeil (BS), Jones (U), Carsky (Col); **55-HH**—Ryan (Ro) 7.1, Freidman (RPI), Greene (RPI), Allen (A), Steigmann (U).

**HJ**—Scott (A) 6-4, Plumer (U), Viltz (Cor), Jacque (Cor), Vogt (BS); **LJ**—Stephens (Bu) 23-8½, Lineweaver (Br), Lawrie (Cor), Angelino (Col), Regan (Ro); **PV**—Ksionzyk (Cor), Ross (Cor), tie Maistiatz (U) and Abbe (Ro), Ryan (Ro); **SP**—Lowell (RPI) 51-11¼, Mowrey (U), Bruce (A), Halady (Bu), Kelly (Cor); **TJ**—Doran (O) 46-9¼, Pottle (Col), Weston (Cor), Scott (A), Villami (F).

**RELAYS—MILE**—Cortland 3:28.3, St. Lawrence, Brockport, Alfred, Rochester; **2-MILE**—Union 8:00.7, Cortland, Alfred, Brockport, St. Lawrence.

1976 Meet: March 20, RPI.

### North Central Conference

**SCORING**—South Dakota St. 84, Mankato St. 52, North Dakota St. 51, Northern Iowa 39, North Dakota 12, Augustana 10, South Dakota 7, Morningside 1.

**60**—Kelly (SDS) 6.4, Everett (MS), Freeburg (ND), Vann (SD), Duffy (Mo); **300**—Kelly (SDS) 31.4, Freeburg (NI), Rodgers (NDS), Stroup (ND), Souliere (SD); **440**—Manthei (MS) 50.5, Miller (MS), Clary (NI), Artman (NDS), Story (A); **600**—Larson (SDS) 1:11.9, Dorsett (MS), Brennan (NI), Orthmeyer (ND), Bernmann (A); **880**—Stewart (SDS) 1:55.6, McTaggart (NI), Roby (SDS), Bell (A); **1000**—Rasmussen (A) 2:2.3, Petersen (NDS), Trego (SDS), Weibush (MS), Kennedy (ND); **MILE**—Bentley (SDS) 4:08.1, Bollmann (NDS), Schwegel (NDS), Eide (NDS), Cookshaw (MS); **2-MILE**—Bentley (SDS) 8:46.5, Schwegel (NDS), Bollmann (NDS), Cain (SD), Wold (SDS); **60-H**—Smith (SDS) 7.1, Raddatz (NDS), Jackson (NI), Rogers (ND), Drees (SDS); **60-HH**—Smith (SDS) 7.5, Raddatz (NDS), Drees (SDS), Lavelle (SDS), Wissink (NI).

**HJ**—Bennett (NDS) 6-9, Fransen (ND), Shepard (NDS), Kinnunen (MS), Kromingan (SDS); **LJ**—Pratt (MS) 24-10½, Harris (SDS), Jackson (NI), Chardoulais (NI), Jorde (ND); **PV**—Johnson (NDS) 16-4¼, Petersen (MS), Schmidt (NI), Knutson (SDS), Hovey (ND); **SP**—Holler (NI) 51-7½, Okerstrom (MS), Meyer (SDS), Kortemeyer (SDS), Lupfer (MS); **TJ**—Pratt (MS) 48-3, Weber (SDS), Harris (SDS), Chardoulais (NI), Marker (MS).

**RELAYS—MILE**—Mankato St. (Miller, Wilson, Dorsett, Manthei) 3:21.7, South Dakota St., North Dakota St., North Dakota, South Dakota.

1976 Meet: March 12-13, Cedar Falls, Iowa.

### Northern Intercollegiate Conference

**SCORING**—Moorhead St. 107½, St. Cloud State 64, Winona St. 39, UM Morris 14, Bemidji St. 12½, SW Minnesota 2.

**60**—Kimbrough (SC) 6.4, Moss (MS), Jappe (MS), Gravalin (MS), Kub (SC); **300**—Gravalin (MS) 33.2, Alschlager (W), Kub (SC), tie Thorvilson (MS) and Lapham (SC); **600**—Carlson (MS) 1:15.9, Grelson (SC), Aschman (MS), Neidig (W), O'Brien (W); **1000**—Berscheid (MS) 2:17.8, Tiemann (MS), Brewington (W), Woodbury (MS), Thurley (W); **MILE**—Tiemann (MS) 4:18.0, Woodbury (MS), Dirkes (SC), Nelson (SC), Brewington (W); **2-MILE**—Francis (MS) 9:11.7, Nelson (SC), Chilko (MS), Dirkes (SC), Erler (SC); **60-H**—Jappe (MS) 7.0, Thorvilson (MS), Kimbrough (SC), Griffin (UM), Johnson (MS); **60-HH**—Jappe (MS) 7.3, Griffin (UM), Kimbrough (SC), Johnson (MS), Stensland (W).

**HJ**—Manion (W) 6-4, Isberner (SC), Tuseth (MS), Grussing (UM), tie Freeman (SC) and Wald (B); **LJ**—Scarborough (MS) 23-3, Manion (W), Schumacher (SC), Erler (SC), Horner (MS); **PV**—Laursen (SC) 13-6, Pelkey (B), Marzinske (SC), Middleton (UM); **SP**—Clark (W) 50-5¼, Rasch (B), Richman (MS), Bentley (SW), Lee (B); **TJ**—Scarborough (MS) 46-0, Manion (W), Propeck (SC), Kimbrough (SC), Horner (MS).

**RELAYS—SPRINT**—Moorhead St. (Gravalin, Kanne, Jackson, Moss) 1:01.8, St. Cloud State, UM Morris, Winona St., Bemidji St.; **MILE**—Moorhead St. (Woodbury, Osborne, Carlson, Thorvilson) 3:30.6, Winona St., St. Cloud State, Bemidji St., UM Morris.

1976 Meet: March 13, Winona State University.

### 25th Ohio Athletic Conference Championships

**SCORING**—Baldwin-Wallace 137, Denison 83, Mount Union 82¼, Capital 42, Otterbein 36, Wooster 32, Oberlin 23½, Ohio Northern 22, Marietta 16, Heidelberg 12, Ohio Wesleyan 6¼, Muskingum 3.

**50**—Rodgers (ON) 5.5, Paul (Ot), Snodgrass (MU), Mintz (BW), Lomax (H), Macheras (Ot); **300**—Mintz (BW) 32.3, Stone (D), Campana (OW), Luckie (C), Scott (Mu); **440**—Larsuel (MU) 50.8, Anderson (BW), Westfall (Ot), Roper (H), Thompson (D), Wetzel (Ot); **600**—Alexander (BW) 1:13.8, Merten (W), Salisbury (D), Bailey (ON), Penn (MU), Edwards (Ot); **880**—Tonks (BW) 1:58.7, Merten (W), Bolster (D), Hastings (Ot), Shults (MU), Ciszewski (MU); **1000**—Babson (BW) 2:17.6, Bolster (D), Cope (W), Spano (MU), Coda (D), Kempe (MU); **MILE**—Bates (D) 4:19.6, Eaton (MU), Day (W), Kempe (MU), Hunt (Ot), Gross (MU); **2-MILE**—Folsom (C) 9:20.6, Fawley (M), Coy (BW), Sassa (MU), Gooch (MU), Martin (H); **50-HH**—Heum (BW) 6.4, Vadini (BW), Broward (BW), Retherford (Ot), Cross (C), Gerathy (D).

**HJ**—Custer (C) 6-4, Mulligan (D), tie Knudson (Ob) and Hendrickson (BW), Grover (MU), tie among Thornberry (MU), Leifer (OW), Hanbaum (BW) and English (BW); **LJ**—Crumpton (BW) 21-8, Larsuel (MU), Snodgrass (MU), Lewis (W), Keller (MU), Nalle (H); **PV**—Atha (D) 14-0, Koch (D), tie Blackwell (BW) and Garcia (MU), tie Sabock (BW) and Layne (Ob); **SP**—Tillotson (BW) 54-4¼, Meindl (C), Schlepfi (C), Mercer (MU), Popovich (H), Stewart (BW); **TJ**—Floyd (Ob) 44-7¼, Rodgers (ON), Phipps (Ob), Crumpton (BW), Stanic (BW), Knudson (Ob).

**RELAYS—8-LAP**—Mount Union (Snodgrass, Jefferion, Ludwig, Larsuel) 2:10.6, Denison, Baldwin-Wallace, Marietta, Capital, Otterbein; **MILE**—Baldwin-Wallace (Alexander, Babson, Anderson, DiMarzio) 3:30.2, Otterbein, Denison, Marietta, Heidelberg, Muskingum.

1976 Meet: March 12-13, Denison University.

### 19th Southeastern Conference Championships

**SCORING**—Florida 63½, LSU 39, Miss. State, 34½, Tennessee 33½, Alabama 32, Auburn 14, Kentucky 14, Georgia 9½.

**60**—Oatlin (Au) 6.0, Edmond (L), Jones (T), Sharpe (F), Whatley (Al); **440**—Jennings (MS) 47.6, Smith (Au), Brown (F), Gray (F), Stephens (L); **600**—Orungbemi (MS) 1:10.6, Alexander (F), Gray (MS), Kremer (G), Pascal (L); **880**—Tuitt (T) 1:51.7, Garrison (T), Bate (MS), Guaschino (T), Meyer (L); **1000**—Smith (L) 2:09.4, Jackson (K), Edgeworth (Al), Lapp (T), Mather (Al); **MILE**—Bolt (Al) 4:04.7, Cartier (F),



Betts (F), Skiles (Au), Fox (Au); **2-MILE**—Bolt (Al) 8:47.6, Douple (L), Cartier (F), Davey (L), Bernardy (K); **60-HH**—Shipp (L) 7.0, Misher (L), Bostic (F), Johnson (T), Schimpf (L).

**HJ**—Whitehead (MS) 7-¾, Ott (F), Palles (MS), Branch (T), Barrineau (G); **LJ**—Sharpe (F) 24-8½, Jordan (T), Radcliff (T), Banks (Al), Bazunu (MS); **PV**—Freeman (F) 16-9, Anding (L), Glackman (Al), Rayford (T), Rivera (T); **SP**—Allshouse (K) 59-2½, McMahan (T), England (Al), Dehnart (K), Gerasimchuk (Al); **TJ**—Sharpe (F) 52-5½, Hutchins (G), Jordan (T), Porbeni (MS), Robinson (Al).

**RELAYS**—**MILE**—Florida (Brown, Tuitt, Gray, Alexander) 3:14.6, Miss. State, LSU, Alabama, Auburn; **2-MILE**—Florida (Betts, Gomez, Alexander, Tuitt) 7:36.0, LSU, Alabama, Georgia, Kentucky.

**1976 Meet: February 27-28, Louisiana State University.**

### Southern Conference

**SCORING**—William & Mary 110, East Carolina 70, Furman 45, Richmond 26, VMI 21, Appalachian St. 14, Citadel 2, Davidson 0.

**60**—Suggs (E) 6.1, Austin (E), Macheras (R), Allen (R), Haugabrook (A); **440**—Suggs (E) 50.2, Lisane (E), Huntley (E), Middleton (F), Nizolek (W); **880**—Clark (W) 1:53.9, Barker (F), Courtney (W), Collum (R), Avery (E); **1000**—Klas (E) 2:10.8, Brown (F), Perkins (R), Collins (W), Nobles (W); **MILE**—Clark (W) 4:10.7, Perkins (R), Collins (W), Moore (W), Kropp (W); **2-MILE**—Martin (W) 8:49.8, Cook (W), Blount (A), Crane (F), Sumnerford (A); **3-MILE**—Tulou (W) 14:11.4, Schultz (W), Greenplate (W), Bodine (F), Lott (W); **60-HH**—Dobson (W) 7.1, Edwards (W), Burke (R), Pritchard (V), Mahoney (R).

**HJ**—Schilling (W) 6-10, Irving (W), McCrimmon (E), Murphy (A), Hegvi (W); **PV**—Becker (F) 15-2, Natusch (W), Lipinski (W), Hammond (W), Miller (E); **35-LB WT**—Watson (E) 47-1, Caldwell (A), Moore (E), Hiles (F), Jones (F); **TJ**—Jones (W) 49-8½, Anderson (F), Zonca (W).

**RELAYS**—**MILE**—East Carolina (B. Duckenfield, M. Duckenfield, Franklin, Lisane) 3:23.4, William & Mary, VMI, Furman, Richmond.

**1976 Meet: February 20-21, Virginia Military Institute.**

### Southwest Conference

**SCORING**—Texas 57, Baylor 55, Arkansas 37, Texas A&M 26, TCU 24, Houston 15½, Rice 15½, Texas Tech 6, SMU 4.

**60**—Collins (TC) 6.2, Ashford (TC), Nash (Tex), Simpson (R), Lee (Tex); **440**—McKinney (TC) 49.3, Collins (B), Jordan (B), Burl (S), Carter (B); **600**—Adams (A) 1:12.8, Kinney (R), Gnatzig (H), Tingan (TAM), Archer (A); **880**—O'Shaughnessy (A) 1:51.7, McLendon (B), Klonower (Tex), Bryant (TC), Gonzales (H); **1000**—Craig (Tex) 2:13.4, Lawless (B), Trup (R), Reilly (A), Yemme (TAM); **MILE**—Fischer (Tex) 4:09.6, Lea (B), Aspel (A), Maldonado (Tex), Kohrs (TAM); **2-MILE**—Melancon (A) 8:58.9, Wells (R), Patton (Tex), Rickman (H), Smith (TAM); **60-HH**—Cavitt (H) 7.4, Jackson (B), Jones (TAM), Baker (TAM), Williams (TAM).

**HJ**—Kafer (B) 6-9½, Huckaby (TT), Ezell (A), DeLorey (B), McGuire (TAM); **LJ**—Thompson (B) 24-7¾, Piland (B), Davenport (Tex), Shivers (B), Stack (Tex); **PV**—Blair (TAM) 15-6, Lee (Tex), Shepherd (Tex), McElveen (R), Hill (A); **SP**—LeDuc (Tex) 62-3¾, McGoldrick (Tex), White (A), West (TAM), Ausmus (Tex).

**RELAYS**—**MILE**—TCU (Collins, Bryant, Roberts, McKinney) 3:18.9, Texas A&M, Baylor, Texas, the Houston and Rice; **2-MILE**—Texas (Subrt Collie, Newman, Craig) 7:52.7, Baylor, Houston, Texas A&M, SMU; **DISTANCE MEDLEY**—Arkansas (Reilly, Stevens, Baker, Melancon) 10:05.2, Baylor, Texas, Texas Tech, SMU, Texas A&M.

**1976 Meet: February 20, Fort Worth, Texas.**

### Virginia College Athletic Association

**SCORING**—Virginia St. 56½, Madison 52, Hampton Institute 42, Lynchburg 38½, Roanoke 21, Washington & Lee 12, Bridgewater 12, Virginia Union 7, Christopher Newport 2.

**60**—Richardson (H) 6.45; **600**—Yarborough (VS) 1:15.5; **880**—Schoular (VS) 2:01.0; **MILE**—Warner (R) 4:25.9; **2-MILE**—Warner (R) 9:35.1; **60-HH**—Richardson (H) 7.5.

**HJ**—Brewer (L) 6-4; **LJ**—Richardson (H) 21-6¾; **PV**—Metzler (B) 14-9½; **SP**—Guy (R) 45-10½; **35-LB WT**—Decot (L) 46-0; **TJ**—Williams (VS) 45-2½.

**RELAYS**—**440**—Virginia St. (Talley, Mitchell, Camon, Christian) 44.9; **MILE**—Hampton Institute (Richardson, Moore, Glaspay, Caldwell) 3:32.9; **2-MILE**—Hampton Institute (Canady, Smith, Austin, Saunders) 8:32.0.

**1976 Meet: February 28, Virginia Military Institute.**

### Western Athletic Conference

**SCORING**—UTex. El Paso 122, Brigham Young 88, New Mexico 82, Arizona St. 69, Arizona 56, Wyoming 31, Colorado St. 26, Utah 17.

**60**—Williams (AS) 6.13, Nash (A), LaPorte (NM), Frazier (AS), Garpenborg (UTEP), Brown (A); **440**—Lawson (A) 48.2, Frazier (AS), Solomon (NM), Tamoni (BY), James (NM), Connolly (BY); **600**—Solomon (NM) 1:09.7, Parry (CS), Gichongeri (UTEP), Walker (AS), Aumas (AS), Connolly (BY); **880**—Maiyo (W) 1:52.0, Munene (UTEP), Cummings (BY), Schultz (BY), Miller (NM), Snowdon (NM); **1000**—Maiyo (W) 2:07.4, Munene (UTEP), Cummings (BY), Bradford (A), Allison (NM), Wicksell (AS); **MILE**—Waigwa (UTEP) 4:07.3, Mendoza (A), Wilson (U), D. Johnson (BY), Duhaime (CS), Lawson (AS); **2-MILE**—Waigwa (UTEP) 8:52.8, Wallace (UTEP), Mendoza (A), Elder (AS), D. Johnson (BY), Hart (BY); **60-HH**—Powers (NM) 7.2, Gates (NM), Burl (AS), Rogers (CS), Walker (AS), Kokkonen (BY).

**HJ**—Joy (UTEP) 7-4, A. Johnson (BY), Orange (W), Morgan (CS), Bliss (U), Peterson (NM); **LJ**—Asare (UTEP) 24-5½, Hughes (AS), Kent (NM), Grimes (UTEP), Henderson (A), Von Gerich (BY); **PV**—Herman (AS) 15-9, tie White (A) and Yates (BY), Tracy (UTEP), Barry (BY), Antleman (W); **SP**—Hoglund (UTEP) 65-1½, Arrhenius (BY), Almstrom (UTEP), Hart (U); **TJ**—Langeland (BY) 52-4, Grimes (UTEP), Bernhard (NM), Von Gerich (BY), Henderson (A), Carpenter (AS).

**RELAYS**—**MILE**—New Mexico (James, Powers, Phippen, Solomon) 3:16.3, Arizona, Brigham Young, Utah, Wyoming; **2-MILE**—New Mexico (Snowden, Phippen, Page, Miller) 7:42.5, UTex. El Paso, Brigham Young, Colorado St., Wyoming.

**1976 Meet: February 27-28, University of Utah.**

### Wisconsin State University Conference

**SCORING**—La Crosse 174½, Stevens Point 103, Whitewater 61, Eau Claire 57½, Oshkosh 53, Stout 35, Platteville 27, River Falls 16, Superior 0.

**60**—Johnson (W) 6.4, Harrison (SP), Coors (L), Hinke (E), Murch (E), Halatich (L); **300**—Jubeck (L) 32.5, Johnson (W), Siefkes (W), Nurse (O), Burnett (L), Berg (E); **440**—Zais (Sto) 51.9, Bonk (L), Sponholz (L), DeMerit (L), Bert (E), Kuzminski (W); **600**—tie Bonk (L) and Schmitz (L), 1:15.1, Zais (Sto), Keough (L), Ramquist (P), Squires (Sto); **880**—Ardington (L) 1:57.4, Sandstrom (Sto), Trzebiatowski (SP), Engelson (P), Fusinato (SP), Kaashagen (O), McFadden (Sto); **MILE**—tie Joe Hanson (L) and Jim Hanson (L) 4:13.8, Ruhnke (O), Buntman (SP), Coggins (R), Zaborke (SP); **2-MILE**—tie Jim Hanson (L) and Joe Hanson (L) 9:10.2, Zaborke (SP), Young (SP), Ruhnke (O), Mahoney (L); **220-HH**—tie Zais (Sto) and Williams (W) 26.1, Lohrenz (O), Lowe (P), L. Terry (L), DeClark (E); **70-HH**—Marshall (P) 8.9, Servais (L), Geisthardt (W), Roberson (SP), Carlson (E), Zais (SP).

**HJ**—Lee (L) 6-8, Drumm (Sto), Marshall (SP), Kreuter (W), Parsons (O), Drake (SP); **LJ**—Harrison (SP) 23-3¼, Hinke (E), Foote (O), Hollmaier (L), Reynolds (W), S. Terry (L); **PV**—Gartzke (L) 14-6, Lichty (E), Polkow (E), Patt (SP), Sloan (E), Resheske (O); **SP**—Canham (O) 54-2¼, Wright (SP), Biemeier (E), G. Rayeske (R), J. Rayeske (R), Holm (SP); **TJ**—Harrison (SP) 47-2¾, Zahn (W), Rue (SP), Neubauer (L), Drake (SP), Cook (E).

**RELAYS**—**880**—La Crosse (Coors, Jubeck, L. Terry, S. Terry) 1:32.5, Eau Claire, Oshkosh, Whitewater, River Falls, Platteville; **MILE**—La Crosse (DeMerit, Jubeck, Schmitz, Sponholz) 3:27.6, Oshkosh, Eau Claire, Stevens Point, Whitewater, Stout.

**1976 Meet: March 12-13, University of Wisconsin-Oshkosh.**

### Yankee Conference

**SCORING**—Massachusetts 74, Connecticut 64, Rhode Island 29, Boston U. 21, Maine 18, Vermont 15, New Hampshire 3.

**50**—Martens (Mas) 5.4, McKay (RI), Pallazo (BU), Pendleton (Mas), Serad (Mai); **600**—Healey (Mas) 1:14.0, King (C), Van Peurseem (Mai), Kelley (C), Brown (Mai); **1000**—Miner (C) 2:12.4, Farmer (Mas), Writh (V), Gillen (Mas), Croft (Mas); **MILE**—Taylor (BU) 4:07.0, Thomas (Mas), Gillen (Mas), Reed (NH), Clark (C); **2-MILE**—Wilson (Mas) 8:55.5, McGrail (Mas), Carrol (Mas), Kelly (BU), Tiliero (RI); **50-HH**—Charron (RI) 6.4, Augieri (C), Hecker (RI), Queen (BU), Murphy (C).

**HJ**—Martens (Mas) 6-8¼, Leathe (Mai), Augieri (C), Kendall (Mai), Lammi (Mai); **LJ**—B. Adamson (Mas) 23-1¼, Davis (C), Geraghty (Mas), Braccio (C), Banspash (RI); **PV**—Jerraw (RI) 15-6, McCracken (RI), Begley (RI), Gudmand (Mas), Jordan (Mai); **SP**—White (C) 53-1½, Bilsza (V), Mouratidis (C), Gilman (C), Pizzaro (BU); **35-LB WT**—Bessette (C) 62-2½, Bilsza (V), Novak (C), Partridge (V), Porrazzo (NH); **TJ**—Davis (C) 49-1, Murphy (C), B. Adamson (Mas), K. Adamson (Mas), Geraghty (Mas).

**RELAYS**—**MILE**—Maine 3:27.5, Connecticut, Boston U., Massachusetts, Rhode Island; **2-MILE**—Massachusetts 7:49.7, Connecticut, Boston U., Vermont, Maine.

**1976 Meet: February 21, University of Connecticut.**



# 1974 Cross Country Championships

## 36th National Collegiate Championships

Bloomington, Ind., Nov. 25, 1974

### 1974 CROSS COUNTRY ALL-COLLEGIATE TEAM (First 25 Finishers)

Pos.	Name, Team	Time	Pos.	Name, Team	Time
1	Rose, Western Ky.	29:22.00	13	Long, Western Ky.	30:18.26
2	Ngeno, Wash. State	29:37.00	14	Zumbaugh, Bowling Grn.	30:20.70
3	Waigwa, UTex. El Paso	29:52.00	15	Munene, UTex. El Paso	30:21.81
4	Geis, Oregon	29:57.00	16	Lawson, Arizona St.	30:22.93
5	Taylor, Oregon	29:59.31	17	Minty, Eastern Mich.	30:24.05
6	Williams, Oregon	30:01.63	18	Staynings, Western Ky.	30:25.18
7	Oshea, Providence	30:03.95	19	Moller, Rochester	30:26.30
8	Ridler, Western Ky.	30:06.27	20	Peterson, Georgetown	30:27.42
9	Mendoza, Arizona	30:08.60	21	Eden, Duke	30:28.54
10	Smith, Wichita St.	30:11.01	22	Lindsay, Mich. State	30:29.66
11	Meyer, Michigan	30:13.43	23	Wells, Rice	30:30.80
12	Virgin, Illinois	30:15.84	24	Johnson, BYU	30:32.52
			25	Barger, Oregon	30:34.24

26	Schoberg, Iowa State	30:35.97	58	Duhaime, Colorado St.	31:07.92
27	Thomas, Massachusetts	30:37.69	59	McMullen, Missouri	31:08.73
28	Gillin, Massachusetts	30:39.41	60	Schwegel, N. Dak. St.	31:09.53
29	Buell, Kentucky	30:41.14	61	McCarey, Villanova	31:10.34
30	McGuire, Michigan	30:42.86	62	Kaupang, Oregon	31:11.15
31	Brown, UTex. El Paso	30:44.60	63	McCrail, Massachusetts	31:11.96
32	Bentley, S. Dak. St.	30:45.21	64	Perkins, Duke	31:12.76
33	Murphy, Wash. State	30:45.84	65	Biedazyan, C.W. Post	31:13.57
34	Rincon, Maryland	30:46.46	66	Baker, Arkansas	31:14.38
35	Kimeto, Wash. State	30:47.09	67	Bonakowski, Michigan	31:15.19
36	Kier, Kent State	30:47.71	68	Presuhn, SW Missouri	31:16.00
37	Smith, Eastern Mich.	30:48.34	69	Salazar, Navy	31:16.64
38	Schumacher, Wisconsin	30:48.96	70	Johnson, Wisconsin	31:17.28
39	Malley, Penn State	30:49.60	71	English, Wash. State	31:17.92
40	Reed, New Hampshire	30:50.41	72	Bunnell, Princeton	31:18.57
41	Tibaduiza, Nevada	30:51.23	73	Rasch, Furman	31:19.21
42	Wallace, UTex. El Paso	30:52.05	74	Teague, Hamline	31:19.85
43	Carter, Tennessee	30:52.88	75	Ream, Wichita St.	31:20.49
44	Fleming, Wisconsin	30:53.70	76	Secord, Penn State	31:21.14
45	Treacy, Providence	30:54.52	77	Darko, Montana	31:21.78
46	Bannon, Memphis St.	30:55.34	78	Manley, Iowa State	31:22.42
47	Hinck, Toledo	30:56.16	79	Smith, Providence	31:23.07
48	Plascencia, Minnesota	30:57.00	80	Swyer, SW Missouri	31:23.71
49	Hollander, Eastern Mich.	30:58.21	81	Ellis, Eastern Mich.	31:24.35
50	Squires, Manhattan	30:59.42	82	Conheeny, Georgetown	31:25.00
51	McBride, East Tenn. St.	31:00.64	83	Rutter, Murray St.	31:25.71
52	Eichner, Iowa State	31:01.85	84	Cumming, Okla. State	31:26.43
53	Gerich, Northern Ariz.	31:03.07	85	Majak, Penn State	31:27.15
54	Garcia, Wash. State	31:04.28	86	Conheeny, Maryland	31:27.87
55	Giorgis, Navy	31:05.50	87	Hansen, Kentucky	31:28.59
56	Arnold, Providence	31:06.30	88	Rose, Okla. State	31:29.31
57	Moliski, Georgetown	31:07.11	89	Fultz, Georgetown	31:30.03
			90	Lacy, Wisconsin	31:30.75

Course—6 miles. Weather—cloudy, 43 degrees.

**SCORING**—Oregon 77, Western Ky. 110, UTex. El Paso 136, Washington St. 144, Providence 225, Eastern Mich. 229, Georgetown 243, Massachusetts 257, Wisconsin 258, Penn State 279, Duke 296, Michigan 304, Brigham Young 351, Iowa State 374, Navy 382, Kentucky 399, Wichita St. 408, Maryland 427, Missouri 445, Minnesota 449, East Tennessee St. 463, Montana 479, Kent State 516, Florida 594, Kansas St. 656, Long Beach St. 660, Arkansas 661, Syracuse 675.

## 17th National Division II Championships

Springfield, Mo., Nov. 16, 1974

Pos.	Name, Team	Time	Pos.	Name, Team	Time
1	Bentley, South Dakota St.	23:33	16	Hermann, South Dakota St.	24:27
2	Biedrzycki, C.W. Post	23:42	17	Sparks, Eastern Ill.	24:27
3	Dwyer, SW Missouri	24:03	18	Butynes, C.W. Post	24:28
4	Prasuhn, SW Missouri	24:05	19	Tabb, Central Mo.	24:28
5	Schwegel, North Dakota St.	24:06	20	McCallion, Akron	24:28
6	Eide, North Dakota St.	24:07	21	Elias, Humboldt St.	24:29
7	Wold, South Dakota St.	24:16	22	Rukanshagiza, Siena	24:29
8	Chaidez, Northridge St.	24:19	23	Larson, Eastern Ill.	24:29
9	Wellerding, NW Missouri	24:20	24	Peters, Northern Iowa	24:30
10	Richardson, Wayne St.	24:21	25	Gavin, Western Ill.	24:30
11	Phil Jensen, Lincoln	24:23	26	Hiserote, Western Ill.	24:30
12	White, SE Missouri	24:24	27	Gray, Central Mo.	24:31
13	Livesey, Eastern Ill.	24:24	28	Swanson, C.W. Post	24:31
14	Foley, Edinboro St.	24:26	29	Yeo, UC Davis	24:31
15	Cookshaw, Mankato St.	24:26	30	Henderson, SE Missouri	24:31
			31	Vipperman, SW Missouri	24:32

**SCORING**—SW Missouri 112, South Dakota St. 130, Eastern Ill. 149, C.W. Post 151, Edinboro St. 179, Northridge St. 219, Humboldt St. 224, North Dakota St. 268, Central Mo. 272, SE Missouri 273, Western Ill. 287, South Dakota 297, UC Irvine 338, UC Davis 344, Northern Iowa 388, Springfield 420, Akron 441, Puget Sound 441, Mankato St. 475, Western Carolina 511, Wayne St. 535, NW Missouri 537, UNeb-Omaha 552, Ind. Central 555, SI Edwardsville 610, Buffalo St. 653, Augustana (S.D.) 732, Kentucky St. 782, Umo. Rolla 812.

## 2nd National Division III Championships

Wheaton, Ill., Nov. 9, 1974

Pos.	Name, Team	Time	Pos.	Name, Team	Time
1	Moller, Rochester	24:39	16	Eaton, Mt. Union	25:22
2	Jameson, Occidental	24:51	17	Hildebrand, Chicago	25:24
3	Teague, Hamline	24:55	18	Woodward, Keene St.	25:24
4	Lunn, Mount Union	24:59	19	Reynolds, Carleton	25:24
5	Cooper, Augustana	25:04	20	Leary, Case Western	25:24
6	Bowser, Case Western	25:08	21	Kramer, Carleton	25:24
7	Karthauser, Neb. Wesleyan	25:09	22	Barrett, North Central	25:24
8	Thompson, Wheaton	25:10	23	Gutjahr, Ashland	25:25
9	Dierckman, Rose-Hulman	25:10	24	Burman, Jamestown	25:30
10	Murray, Luther	25:11	25	Hankel, North Central	25:31
11	O'Connell, Wabash	25:15	26	Bradford, Brandeis	25:34
12	Mu, St. Olaf	25:16	27	Moffitt, Occidental	25:35
13	Ansberry, Mt. Union	25:17	28	Rammer, Millersville	25:37
14	Coy, Baldwin-Wallace	25:18	29	Trent, Baldwin-Wallace	25:38
15	Reda, Albany St.	25:20	30	Richardson, MIT	25:40
			31	French, Neb. Wesleyan	25:42

**SCORING**—Mount Union 105, Occidental 148, North Central 174, Brandeis 184, Augustana (Ill.) 207, Carleton 280, Hamline 293, Luther 295, Nebraska Wesleyan 318, Rochester 371, St. John's (Minn.) 376, St. Olaf 400, Aquinas 406, Plymouth St. 422, Case Western 452, Plattsburgh St. 453, Glassboro St. 494, Rose-Hulman 496, Albany St. (N.Y.) 497, Keene St. 518, Westminster 536, Hope 537, Boston St. 543, Chicago 575, Wabash 594, North Park 639, Wheaton 658, Otterbein 705, Marist 728, Muskingum 756, DePauw 826, Oberlin 826, John Carroll 938, Olivet 939, Washington U. 949, Allegheny 951, Kalamazoo 956, Sewanee 1035, Alma 1093, Central 1105, Concordia (Ill.) 1185.

## 13th USTFF National Championships

Course—6 miles, Ann Arbor, Mich.

**SCORING**—UCTC "A" 22, UCTC "B" 69, Golden Triangle TC 71, Toledo TC 112, Bowling Green TC 134.

1. Mandara (UCTC) 29:32, 2. Herold (UCTC) 30:00, 3. Baldwin (GTTC) 30:30, 4. Zumbaugh (BG) 30:34, 5. Gonzales (Mex) 30:38, 6. Roscoe (SW Mich. CC) 30:42, 7. Haviland (Knox TC) 30:47, 8. Lesch (UCTC) 30:50, 9. Smith (Ohio TC) 30:51, 10. Coeter (UCTC) 30:53.



# RECORDS SECTION

On the following pages are listed the current official World, American, National Collegiate, National Collegiate Championship, National Junior College and High School Records.

## World Records

Following are the official World Records as accepted by the International Amateur Athletic Federation as of January, 1975.

### RUNNING EVENTS

100-yard-9.0-Ivory Crockett (USA) Knoxville, Tenn., May 11, 1974.  
220-yard (straightaway)-19.5-Tommie Smith (USA) San Jose, Calif., Aug. 5, 1966.  
220-yard (turn)-20.0-Tommie C. Smith (USA) Sacramento, Cal., May 11, 1966.  
440-yard-44.5-John Smith (USA) Eugene, Ore., June 26, 1971.  
880-yard-1:44.1-Rick Wohlhuter (USA) Oslo, Norway, July 30, 1974.  
One-mile-3:51.1-Jim Ryun (USA) Bakersfield, Cal., June 23, 1967.  
Two-mile-8:13.8-Brendan Foster (G.B. & No. Ire.) London, England, Aug. 27, 1973.  
Three-mile-12:47.8-Emiel Puttemans (Belgium) Brussels, Belgium, Sept. 20, 1972.  
Six-mile-26:47.0-Ron Clarke (Australia) Oslo, Norway, July 14, 1965.  
Ten-mile-46:04.2-Willy Polleunis (Belgium) Brussels, Belgium, Sept. 20, 1972.  
Fifteen-mile-1:12:22.6-Seppo Nikkari (Finland) Jyvaskyla, Finland, Oct. 14, 1973.  
One-hour-12 miles, 1610 yards-Gaston Roulants (Belgium) Brussels, Belgium, Sept. 20, 1972.

### RUNNING EVENTS-METRIC DISTANCES

100-meter-9.9-Jim Hines (USA) Sacramento, Cal., June 20, 1968 and Mexico City, Mex., Oct. 14, 1968; Ronnie Ray Smith (USA) Sacramento, Cal., June 20, 1968; Charlie Greene (USA) Sacramento, Cal., June 20, 1968; Eddie Hart (USA) Eugene, Ore., July 1, 1972; Rey Robinson (USA) Eugene, Ore., July 1, 1972; Steve Williams (USA) Los Angeles, Cal., June 21, 1974.  
200-meter (straightaway)-19.5-Tommie Smith (USA) San Jose, Cal., Aug. 5, 1966.  
200-meter (turn)-19.8-Tommie Smith (USA) Mexico City, Mex., Oct. 16, 1968; Don Quarrie (Jamaica) Cali, Columbia, Aug. 3, 1971.  
400-meter-43.8-Lee Evans (USA) Mexico City, Mex., Oct. 18, 1968.  
800-meter-1:43.7-Marcello Fiasconaro (Italy) Milan, Italy, June 27, 1974.  
1000-meter-2:13.9-Rick Wohlhuter (USA) Oslo, Norway, July 30, 1974.  
1500-meter-3:32.2-Filbert Bayi (Tanzania) Christchurch, N.Z., Feb. 2, 1974.  
2000-meter-4:56.2-Michael Jazy (France) St. Maur, France, Oct. 12, 1966.  
3000-meter-7:35.2-Brendan Foster (G.B. & No. Ire.) Gateshead, England, Aug. 3, 1974.  
5000-meter-13:13.0-Emiel Puttemans (Belgium) Brussels, Belgium, Sept. 20, 1972.  
10,000-meter-27:30.8-David Bedford (G.B. & No. Ire.) London, England, July 13, 1973.  
20 000-meter-57:44.4-Gaston Roulants (Belgium) Brussels, Belgium, Sept. 20, 1972.  
25,000-meter-1:14:55.6-Seppo Nikkari (Finland) Jyvaskyla, Finland, Oct. 14, 1973.  
30,000-meter-1:31:30.4-Jim Alder (G.B. & No. Ire.) London, England, Sept. 5, 1970.  
3000-meter steeplechase-8:14.0-Ben Jipcho (Kenya) Helsinki, Finland, June 27, 1973.

### HURDLES

120-yard high-13.0-Rod Milburn (USA) Eugene, Ore., June 25, 1971 and Eugene, Ore., June 20, 1973.  
110-meter high-13.1-Rod Milburn (USA) Zurich, Switzerland, July 6, 1973 and Siena, Italy, July 22, 1973.  
220-yard and 200-meter low (straightaway)-21.9-Don Styron (USA) Baton Rouge, La., Apr. 2, 1960.  
200-meter (full turn) 22.5-Martin Lauer (Germany) Zurich, Switzerland, July 7, 1959; Glenn Davis (USA) Bern, Switzerland, Aug. 20, 1960.

400-meter intermediate-47.8-John Aki-Bua (Uganda) Munich, W. Germany, Sept. 2, 1972.  
440-yard intermediate-48.7-Jim Bolding (USA) Turin, Italy, July 24, 1974.

### FIELD EVENTS

High jump-7-6½-Dwight Stones (Pacific Coast Club) Munich, W. Germany, June 11, 1973.  
Pole vault-18-5¾-Bob Seagren (USA) Eugene, Ore., July 2, 1972.  
Long jump-29-2½-Bob Beamon (USA) Mexico City, Mex., Oct. 18, 1968.  
Triple jump-57-2¾-Victor Saneyev (USSR) Sukhumi, U.S.S.R., Oct. 17, 1972.  
Shot put-71.7-Al Feuerbach (USA) San Jose, Cal., May 5, 1973.  
Discus throw-224-5-Jay Silvester (USA) Reno, Nev., Sept. 18, 1968; Rickard Bruch (Sweden) Stockholm, Sweden, July 5, 1972.  
Hammer throw-251-6-Aleksey Spiridonov (USSR) Munich, W. Germany, Sept. 11, 1974.  
Javelin throw-308-8-Klaus Wolfermann (W. Germany) Leverkusen, W.G., May 5, 1973.

### RELAYS

440-yard-38.6-University of Southern Cal (E. McCullough, F. Kuller, O. J. Simpson, L. Miller) Provo, Utah, June 17, 1967.  
880-yard-1:21.7-Texas A&M University (J. D. Rogers, Rockie Woods, Marvin Mills, Curtis Mills) Des Moines, Ia., Apr. 24, 1970.  
One-mile-3:02.8-Trinidad & Tobago (L. Yearwood, K. Bernard, E. Roberts, W. Mottley) Kingston, Jamaica, Aug. 13, 1966.  
Two-mile-7:10.4-U. of Chicago Track Club (T. Bach, K. Sparks, L. Paul, R. Wohlhuter) Durham, N.C., May 12, 1973.  
Four-mile-16:02.8-New Zealand (K. Ross, A. Polhill, R. Taylor, T.J.L. Quax) Auckland, N.Z., Feb. 3, 1972.  
400-meter-38.2-USA (C. Greene, M. Pender, R. Smith, J. Hines) Mexico City, Mex., Oct. 20, 1968; USA (Larry Black, Robert Taylor, Gerald Tinker, Eddie Hart) Munich, W. Germany, Sept. 10, 1972.  
800-meter-1:21.5-Italy (F. Ossola, P. Abeti, L. Benedetti, P. Mennea) Barletta, Italy, July 21, 1972.  
1600-meter-2:56.1-USA (V. Matthews, R. Freeman, L. James, L. Evans) Mexico City, Mex., Oct. 20, 1968.  
3200-meter-7:08.6-West Germany (M. Kinder, W. Adams, D. Bogatzki, F. J. Kemper) Wiesbaden, W. Germany, Aug. 13, 1966.  
6000-meter-14:49.0-Equipe de France (G. Vervoort, C. Nicolas, M. Jazy, J. Wadoux) St. Maur des Fosses, France, June 25, 1965.

### OTHER EVENTS

Decathlon-8454 points-Nikolai Avilov (USSR) Munich, W. Germany, Sept. 7-8, 1972.

## American Records

Following are the official American Records for collegiate and olympic track and field events as accepted by the Amateur Athletic Union of the United States. An American Record can be made by an American citizen competing anywhere in the world.

### RUNNING EVENTS

100-yard-9.0-Ivory Crockett (Phila. Pioneer Track Club) Knoxville, Tenn., May 11, 1974.  
220-yard (straight)-19.5-Tommie Smith (USA) San Jose, Cal., May 7, 1966.  
220-yard (full turn)-20.0-Tommie Smith (San Jose St.) Sacramento, Calif., June 11, 1966.  
440-yard-44.5-John Smith (UCLA) Eugene, Ore., June 26, 1971.  
880-yard-1:44.1-Rick Wohlhuter (Chicago Track Club) Eugene, Ore., June 8, 1974.  
One-mile-3:51.1-Jim Ryun (Jayhawk AC) Bakersfield, Cal., June 23, 1967.  
Two-mile-8:22.0-George Young (unatt.) San Diego, Cal., June 1, 1968.  
Three-mile-12:51.4-Steve Prefontaine (Oregon Track Club) Eugene, Ore., June 8, 1974.  
Six-mile-26:51.8-Steve Prefontaine (Oregon Track Club) Eugene, Ore., Apr. 27, 1974.



## RUNNING EVENTS—METRIC DISTANCES

100-meter—9.9—Jim Hines (Tex. Southern) Sacramento, Cal., June 20, 1968 and Mexico City, Mex., Oct. 14, 1968; Ronnie Ray Smith (San Jose St.) Sacramento, Cal., June 20, 1968; Charlie Greene (Nebraska) Sacramento, Cal., June 20, 1968; Rey Robinson (Florida A&M) Eugene, Ore., July 1, 1972; Eddie Hart (Bay Area Striders) Eugene, Ore., July 1, 1972; Steve Williams (San Diego St.) Los Angeles, Cal., June 21, 1974.  
 200-meter (straightaway)—19.5—Tommy Smith (San Jose St.) San Jose, Calif., Aug. 5, 1968.  
 200-meter (full turn)—19.8—Tommy Smith (SCVYV) Mexico City, Mex., Oct. 16, 1968.  
 400-meter—43.8—Lee Evans (San Jose St.) Mexico City, Mex., Oct. 18, 1968.  
 800-meter—1:43.9—Rick Wohlhuter (Chicago Track Club) Los Angeles, Cal., June 22, 1974 and Stockholm, Sweden, July 18, 1974.  
 1500-meter—3:54.1—Jim Ryan (Kansas) Los Angeles, Cal., July 8, 1967.  
 5000-meter—13:22.4—Steve Prefontaine (Oregon) Helsinki, Finland, June 26, 1973.  
 10,000-meter—27:43.6—Steve Prefontaine (Oregon TC) Eugene, Ore., Apr. 27, 1974.  
 3000-meter steeplechase—8:23.4—Doug Brown (Tenn.) Knoxville, Tenn., May 11, 1974.

## HURDLES

120-yard high—13.0—Rod Milburn (Southern U.) Eugene, Ore., June 25, 1971 and Eugene, Ore., June 20, 1973.  
 110-meter high—13.1—Rod Milburn (Southern U.) Zurich, Switzerland, July 6, 1973 and Siena, Italy, July 22, 1973.  
 400-meter intermediate—48.4—Ralph Mann (So. Cal. Striders) Eugene, Ore., July 2, 1972.  
 440-yard intermediate—48.7—Jim Bolding (Pacific Coast Club) Turin, Italy, July 24, 1974.

## FIELD EVENTS

High jump—7-6½—Dwight Stones (Pacific Coast Club) Munich, W. Germany, June 11, 1973.  
 Pole Vault—18-5¾—Bob Seagren (So. Cal. Striders) Eugene, Ore., July 2, 1972.  
 Long jump—29-2½—Bob Beamon (Olympic Team) Mexico City, Mex., Oct. 18, 1968.  
 Triple jump—56-0—Dave Smith (Bay Area Striders) Eugene, Ore., July 1, 1972.  
 Shot put—71-7—Al Fenerbach (Pacific Coast Club) San Jose, Cal., May 5, 1973.  
 Discus throw—224-5—L. Jay Silvester (Olympic Team) Reno, Nev., Sept. 18, 1968.  
 Hammer throw—235-11—Edward Burke (So. Cal Striders) Bakersfield, Cal., June 22, 1967.  
 Javelin throw—300-0—Mark Murro (Arizona St.) Tempe, Ariz., Mar. 27, 1970.

## RELAYS

440-yard (two turns)—39.0—Santa Clara Youth Village (B. Gaines, K. Clayton, J. Williams, T. Smith) Los Angeles, Cal., June 7, 1968.  
 880-yard—1:21.7—Texas A&M (Donny Rogers, Rockie Woods, Marvin Mills, Curtis Mills) Des Moines, Ia., Apr. 24, 1970.  
 One-mile—3:03.4—UCLA (John Smith, Len Van Hofwegen, Andy Young, Wayne Collett) Knoxville, Tenn., June 21, 1969.  
 Two-mile—7:10.4—Chicago TC (Tom Bach, Ken Sparks, Lowell Paul, Rick Wohlhuter) Durham, N.C., May 12, 1973.  
 Four-mile—16:14.4—Manhattan (Peter Squires, Matt Centrowitz, Joseph Savage, Tony Colon) Philadelphia, Pa., Apr. 27, 1974.  
 Distance medley—9:31.8—Kansas State (Clardy Vinson, Mike Lee, Rick Hitchcock, Jerome Howe) Des Moines, Ia., Apr. 29, 1972.  
 400-meter—38.2—U. S. Olympic Team (C. Greene, M. Pender, R. Smith, J. Hines) Mexico City, Mex., Oct. 20, 1968; U. S. Olympic Team (Larry Black, Robert Taylor, Gerald Tinker, Eddie Hart) Munich, W. Germany, Sept. 10, 1972.  
 1600-meter—2:56.1—U. S. Olympic Team (V. Matthews, R. Freeman, L. James, L. Evans) Mexico City, Mex., Oct. 20, 1968.

## OTHER EVENTS

Decathlon—8417 points—William A. Toomey (So. Cal. Striders) Los Angeles, Cal., Dec. 10-11, 1969.  
 Pentathlon—3764 points—Bill Toomey (So. Cal Striders) Westbrook, Me., July 8, 1964

## National Collegiate Records

Made by undergraduate collegiate competitors from four-year, degree granting institutions, representing a varsity team (freshmen included if representing the varsity team) of their institution or a United States national team, and accepted by the Track and Field Rules Committee of the NCAA. Athletes are considered to be collegians throughout their four years of competition, summer vacations, and through September 1, after the date of graduation. Claims for National Collegiate records should be sent to the Chairman of the NCAA Track and Field Committee on the prescribed form which may be obtained from the Chairman.

## RUNNING EVENTS

100-yard—9.1—James Hines (Tex. Southern) Houston, Tex., May 13, 1967; Charles Greene (Nebraska) Provo, Utah, June 15, 1967; John Carlos (San Jose St.) Fresno, Cal., May 10, 1969.  
 220-yard (straightaway)—19.5—Tommy Smith (San Jose) San Jose, Calif., May 7, 1966.  
 220-yard (turn)—20.0—Tommy C. Smith (San Jose St.) Sacramento, Cal., June 11, 1966.  
 440-yard—44.5—John Smith (UCLA) Eugene, Ore., June 26, 1971.  
 880-yard—1:45.9—Byron Dyce (NYU) Knoxville, Tenn., June 21, 1969.  
 One-mile—3:51.1—Jim Ryan (Kansas) Bakersfield, Cal., June 28, 1967.  
 Two-mile—8:24.8—Steve Prefontaine (Oregon) London, England, Sept. 15, 1972.  
 Three-mile—12:53.0—Gerry Lindgren (Wash. State) Seattle, Wash., May 14, 1966.  
 Six-mile—27:06.8—John Ngeno (Washington St.) Helsinki, Finland, June 27, 1974.

## RUNNING EVENTS—METRIC DISTANCES

100-meter—9.9—Ronnie Ray Smith (San Jose St.) Sacramento, Cal., June 20, 1968; Rey Robinson (Florida A&M) Eugene, Ore., July 1, 1972.  
 200-meter (straightaway)—19.5—Tommy Smith (San Jose) San Jose, Calif., May 7, 1966.  
 200-meter (turn)—20.0—Tommy C. Smith (San Jose St.) Sacramento, Cal., June 11, 1966; Larry Black (N. C. Central) Billings Mont., June 2, 1972.  
 400-meter—43.8—Lee Evans (San Jose St.) Mexico City, Mex., Oct. 18, 1968.  
 800-meter—1:44.3—Dave Wottle (Bowling Green) Eugene, Ore., July 2, 1972.  
 1500-meter—3:33.1—Jim Ryan (Kansas) Los Angeles, Cal., July 8, 1967.  
 5000-meter—13:22.5—Steve Prefontaine (Oregon) Eugene, Ore., July 9, 1972.  
 10,000-meter—28:05.6—John Ngeno (Washington St.) Helsinki, Finland, June 27, 1974.  
 3000-meter steeplechase—8:23.3—Doug Brown (Tennessee) Knoxville, Tenn., May 11, 1974.

## HURDLES

120-yard high—13.0—Rod Milburn (Southern U.) Eugene, Ore., June 25, 1971 and Eugene, Ore., June 20, 1973.  
 110-meter high—13.2—Earl McCullough (Southern Cal) Minneapolis, Minn., July 16, 1967; Rod Milburn (Southern U.) Munich, W. Germany, Sept. 7, 1972.  
 400-meter intermediate—48.8—Ralph Mann (Brigham Young) Des Moines, Ia., June 20, 1970.  
 440-yard intermediate—48.8—Ralph Mann (Brigham Young) Des Moines, Ia., June 20, 1970.

## FIELD EVENTS

High jump—7-6¼—Pat Matzdorf (Wisconsin) Berkeley, Calif., July 8, 1971.  
 Pole vault—18-1—Earl Bell (Arkansas St.) Provo, Utah, June 7, 1975; Dan Ripley (San Jose St.) Provo, Utah, June 7, 1975.  
 Long jump—27-4¼—Randy Williams (Southern Cal) Munich, W. Germany, Sept. 8, 1972.  
 Triple jump—55-9¼—Pertti Pousi (Brigham Young) Kourtaane, Finland, June 28, 1968.  
 Shot put—71-5½—James R. Matson (Texas A&M) College Station, Tex., Apr. 22, 1967.  
 Discus throw—213-9—James R. Matson (Texas A&M) College Station, Tex., Apr. 8, 1967.  
 Hammer throw—231-3—Al Schoterman (Kent State) Eugene, Ore., June 2, 1972.  
 Javelin throw—300-0—Mark Murro (Arizona St.) Tempe, Ariz., Mar. 27, 1970.



## RELAYS

440-yard-38.6-Southern Cal (Earl McCullouch, Fred Kuller, O. J. Simpson, Lennox Miller) Provo, Utah, June 17, 1967.  
 880-yard-1:20.7-Southern Cal (Don Quarrie, Leon Brown, Edesel Garrison, Willie Deckard) Fresno, Cal., May 13, 1972.  
 One-mile-3:03.1-N. C. Central (Melvin Bassett, Robert Ouko, Julius Sang, Larry Black) Philadelphia, Pa., Apr. 29, 1972.  
 Two-mile-7:16.3-Kansas St. (Dale Alexander, David Peterson, Robert Barratti, Ken Swenson) Des Moines, Ia., Apr. 24, 1970.  
 Four-mile-16:09.0-Oregon (Archie San Romani, Vic Reeve, Keith Forman, Dyrrol Burleson) Fresno, Calif., May 12, 1962.  
 Sprint medley-3:14.8-N. C. Central (Julius Sang, Larry Black, Jeff Horsley, Robert Ouko) Philadelphia, Pa., Apr. 29, 1972.  
 Distance medley-9:28.2-Villanova (Ken Schappert, Greg Eckman, Tom Gregan, Eamonn Coghlan) Philadelphia, Pa., Apr. 25, 1975.  
 480-yard shuttle hurdles-55.9-Florida (Hesley Bostic, Harold Smith, John Power, Roger Peterson) Gainesville, Fla., Mar. 31, 1973.

## OTHER EVENTS

Decathlon-8089 points-C. K. Yang (UCLA) Walnut, Cal., Apr. 27-28, 1963.

## National Collegiate Championship Records

*The best performances made in the annual National Collegiate Athletic Association Track and Field (Outdoor and Indoor) Championship Meets and accepted by the NCAA Track and Field Committee.*

## DIVISION I

## OUTDOOR RECORDS

## RUNNING EVENTS

100-yard-9.1-Charles Greene (Nebraska) Provo, Utah, June 15, 1967.  
 220-yard (turn)-20.2-Tommie Smith (San Jose St.) Provo, Utah, June 15, 1967; John Carlos (San Jose St.) Knoxville, Tenn., June 21, 1969.  
 440-yard (two turns)-44.7-Curtis Mills (Texas A&M) Knoxville, Tenn., June 21, 1969.  
 880-yard-1:45.9-Byron Dyce (NYU) Knoxville, Tenn., June 21, 1969.  
 One-mile-3:57.1-Dave Wottle (Bowling Green) Baton Rouge, La., June 9, 1978.  
 Two-mile-8:46.3-Alex Henderson (Arizona State) Berkeley, Cal., June 13, 1958.  
 Three-mile-13:05.3-Steve Prefontaine (Oregon) Baton Rouge, La., June 9, 1973.  
 Six-mile-27:43.1-Garry Bjorklund (Minnesota) Seattle, Wash., June 18, 1971.

## RUNNING EVENTS—METRIC DISTANCES

100-meter-10.0-Warren Edmonson (UCLA) Eugene, Ore., June 2, 1972; Cliff Branch (Colorado) Eugene, Ore., June 2, 1972.  
 200 meter (turn)-20.2-Tommie Smith (San Jose St.) Provo, Utah, June 15, 1967; John Carlos (San Jose St.) Knoxville, Tenn., June 21, 1969.  
 400-meter-44.5-John Smith (UCLA) Eugene, Ore., June 8, 1972.  
 800 meter-1:45.9-Byron Dyce (NYU) Knoxville, Tenn., June 21, 1969.  
 1500-meter-3:39.7-Dave Wottle (Bowling Green) Eugene, Ore., June 8, 1972.  
 5000-meter-13:31.4-Steve Prefontaine (Oregon) Eugene, Ore., June 8, 1972.  
 10,000-meter-28:50.9-John Halberstadt (Okla. State) Eugene, Ore., June 2, 1972.  
 3000-meter steeplechase-8:28.1-Doug Brown (Tennessee) Baton Rouge, La., June 9, 1973.

## HURDLES

120-yard high-13.1-Rod Milburn (Southern U.) Baton Rouge, La., June 8, 1973.  
 110-meter high-13.3-Thomas Hill (Arkansas St.) Eugene, Ore., June 2, 1972.  
 440-yard and 400-meter intermediate-48.8-Ralph Mann (Brigham Young) Des Moines, Ia., June 20, 1970.

## FIELD EVENTS

High jump-7-4-Reynaldo Brown (Cal Poly SLO) Baton Rouge, La., June 9, 1973; Tom Woods (Oregon St.) Baton Rouge, La., June 9, 1973.  
 Pole vault-18-1-Earl Bell (Arkansas St.) Provo, Utah, June 7, 1975; Dan Ripley (San Jose St.) Provo, Utah, June 7, 1975.  
 Long jump-26-11-Charleton Ehizuelen (Illinois) Provo, Utah, June 6, 1975.  
 Shot put-70-0-Hans Heglund (UTex. El Paso) Provo, Utah, June 6, 1975.  
 Discus throw-204-6-Mac Wilkins (Oregon) Baton Rouge, La., June 8, 1973.  
 Hammer throw-231-3-Al Schoterman (Kent State) Eugene, Ore., June 2, 1972.  
 Javelin throw-279-9-Sam Colson (Kansas) Baton Rouge, La., June 9, 1973.  
 Triple jump-54-8-Charleton Ehizuelen (Illinois) Austin, Tex., June 8, 1974.

## RELAYS

440-yard-38.6-Southern Cal (Earl McCullouch, Fred Kuller, O. J. Simpson, Lennox Miller) Provo, Utah, June 17, 1967.  
 One-mile-3:03.4-UCLA (J. Smith, L. Van Hofwegen, A. Young, W. Collett) Knoxville, Tenn., June 21, 1969.

## OTHER EVENTS

Decathlon-8079-Raimo Pihl (Brigham Young) Provo, Utah, June 3-4, 1975.

## INDOOR RECORDS

## RUNNING EVENTS

60-yard-5.9-Herb Washington (Mich. State) Detroit, Mich., Mar. 14, 1970; Gerald Tinker (Kent State) Detroit, Mich., Mar. 9, 1973.  
 440-yard-47.0-C. Larry James (Villanova) Detroit, Mich., Mar. 16, 1968.  
 600-yard-1:09.4-Martin McGrady (Central State) Detroit, Mich., Mar. 12, 1966.  
 880-yard-1:48.9-David Patrick (Villanova) Detroit, Mich., Mar. 11, 1967.  
 1000-yard-2:07.4-Robert Wheeler (Duke) Detroit, Mich., Mar. 12, 1971.  
 One-mile-3:58.5-James R. Ryun (Kansas) Detroit, Mich., Mar. 11, 1967.  
 Two-mile-8:33.6-John Hartnett (Villanova) Detroit, Mich., Mar. 8, 1974.  
 Three-mile-13:14.4-John Ngono (Washington St.) Detroit, Mich., Mar. 15, 1975.

## HURDLES

60-yard high-6.9-Thomas Hill (Arkansas St.) Detroit, Mich., Mar. 14, 1970; Rod Milburn (Southern U.) Detroit, Mich., Mar. 9, 1973 and Mar. 10, 1973.

## FIELD EVENTS

High jump-7-2 $\frac{3}{4}$ -Pat Matzdorf (Wisconsin) Detroit, Mich., Mar. 11, 1972; Chris Dunn (Colgate) Detroit, Mich., Mar. 11, 1972.  
 Pole vault-17-2-Earl Bell (Arkansas St.) Detroit, Mich., Mar. 15, 1975.  
 Long jump-27-2 $\frac{3}{4}$ -Bob Beamon (UTex. El Paso) Detroit, Mich., Mar. 15, 1968.  
 Shot put 67-9 $\frac{3}{4}$ -Hans Heglund (UTex. El Paso) Detroit, Mich., Mar. 14, 1975.  
 35-lb. weight-71-10 $\frac{3}{4}$ -Jacques Accambay (Kent State) Detroit, Mich., Mar. 8, 1974.  
 Triple jump-55-4-Arnold Grimes (UTex. El Paso) Detroit, Mich., Mar. 14, 1975.

## RELAYS

One-mile-3:14.0-Seton Hall (Alfred Daley, Charles Joseph, Art Cooper, Howard Brock) Detroit, Mich., Mar. 9, 1974.  
 Two-mile-7:25.7-Kansas (Dennis Stewart, Jim Niehouse, Roger Kathol, Brian McElroy) Detroit, Mich., Mar. 14, 1970.  
 Distance medley (440-880-1320-mile)-9:43.8-Manhattan (Joe Savage, Ray Johnson, John Lovett, Tony Colon) Detroit, Mich., Mar. 10, 1973.



## DIVISION II

### RUNNING EVENTS

100-yard-9.3-Darel Newman (Fresno St.) Fresno, Cal., June 13, 1964; Steve Riddick (Norfolk St.) Crawfordsville, Ind., June 1, 1973; Clarence Edwards (Cal Poly SLO) Sacramento, Cal., May 30, 1975.  
 220-yard-20.5-Bob Hayes (Florida A&M) Fresno, Cal., June 13, 1964.  
 440-yard-43.9-Larance Jones (NE Missouri) Charleston, Ill., May 31, 1974.  
 880-yard-1:48.3-Jay Fabian (Ashland) Sacramento, Cal., June 12, 1971.  
 One-mile-4:02.5-Tom O'Hara (Loyola) Chicago, Ill., June 13, 1963.  
 Three-mile-13:33.0-Garry Bentley (S. Dakota St.) Charleston, Ill., May 31, 1974.  
 Six-mile-28:28.6-Chuck Smead (Humboldt St.) Crawfordsville, Ind., June 1, 1973.

### RUNNING EVENTS—METRIC DISTANCES

100-meter-10.0-Steve Riddick (Norfolk St.) Ashland, O., May 26, 1974.  
 200 meter-20.5-Bob Hayes (Florida A&M) Fresno, Cal., June 13, 1964.  
 400-meter-45.8-Larance Jones (NE Missouri) Ashland, O., May 27, 1972.  
 800-meter-1:48.3-Eugene Weiss (Montclair St.) Ashland, O., May 27, 1972.  
 1500-meter-3:47.4-John Kerr (Ball State) Hayward, Cal., June 8, 1968.  
 5000-meter-14:23.5-Gordon Minty (Eastern Mich.) Ashland, O., May 27, 1972.  
 10,000-meter-29:29.6-Gordon Minty (Eastern Mich.) Ashland, O., May 26, 1972.  
 3000-meter steeplechase-8:51.1-Ed Haver (UC Davis) Sacramento, Cal., June 12, 1971.

### HURDLES

120-yard high-13.2-Rod Milburn (Southern U.) Crawfordsville, Ind., June 1, 1973.  
 110-meter high-13.8-Mike Bettiga (Humboldt St.) Ashland, O., May 26, 1972.  
 440-yard and 400-meter intermediate-50.8-Carl Stevenson (Southern U.) Charleston, Ill., May 31, 1974.

### FIELD EVENTS

High jump-7-2-Reynaldo Brown (Cal Poly SLO) Crawfordsville, Ind., June 2, 1973.  
 Pole vault-16-9/4-Dave Hamer (Cal Poly SLO) Charleston, Ill., May 31, 1974.  
 Long jump-26-0-Sid Nickolas (Fresno St.) Fresno, Cal., June 13, 1964.  
 Shot put-61-1-Doug Arendell (Western Ill.) Crawfordsville, Ind., June 1, 1973.  
 Discus throw-183-0-Knut Hjeltnes (Western Md.) Crawfordsville, Ind., June 2, 1973.  
 Hammer throw-205-2-Frank Bredice (Southern Conn.) Ashland, O., May 26, 1972.  
 Javelin throw-258-7-Anthony Hall (Norfolk St.) Crawfordsville, Ind., June 2, 1973.  
 Triple jump-53-9-John Craft (Eastern Illinois) Ashland, O., June 13, 1969.

### RELAYS

440-yard-39.4-Norfolk St. (William Cuffee, Steve Riddick, Zack Rodger, Condie Pugh) Ashland, O., May 27, 1972.  
 One-mile-3:07.5-Adelphi (Ray Lee, Keith Davis, Dennis Walker, Clyde McPherson) Sacramento, Cal., June 12, 1971.

### OTHER EVENTS

Decathlon-7269 points-Steve Gough (Seattle Pacific) St. Paul, Minn., June 11-12, 1970.

## DIVISION III

### RUNNING EVENTS

100-yard-9.6-James Gilkes (Fisk) Charleston, Ill., May 29, 1974.  
 220-yard-20.7-James Gilkes (Fisk) Charleston, Ill., May 31, 1974.  
 440-yard-47.3-Kip Korir (Coe) Charleston, Ill., May 31, 1974.  
 880-yard-1:50.71-Barry King (Ashland) Berea, O., May 31, 1975.  
 One-mile-4:04.46-Scott Barrett (North Central) Berea, O., May 31, 1975.  
 Three-mile-13:54.6-David Moller (Rochester) Charleston, Ill., May 31, 1974.

Six-mile-29:30.8-Glenn Behnke (North Central) Charleston, Ill., May 31, 1974.  
 3000-meter steeplechase-9:01.16-Barry Anderson (Humboldt St.) Berea, O., May 31, 1975.

### HURDLES

120-yard high-14.65-Roger Retherford (Otterbein) Berea, O., May 30, 1975.  
 440-yard intermediate-52.15-Fred Hintlian (Tufts) Berea, O., May 31, 1975.

### FIELD EVENTS

High jump-6-9-John Stanek (Augustana, Ill.) Berea, O., May 31, 1975; Kevin Brocks (Oneonta St.) Berea, O., May 31, 1975.  
 Pole vault-15-6-Steve Hughes (Westmont) Charleston, Ill., May 31, 1974.  
 Long jump-25-8-David Boyd (Fisk) Charleston, Ill., May 30, 1974.  
 Shot put-57-3/4-Mark Dienhart (St. Thomas) Berea, O., May 30, 1975.  
 Discus throw-171-1-Bill Iovono (Ohio Wesleyan) Charleston, Ill., May 31, 1974.  
 Hammer throw-182-2-Thomas Lowell (Rensselaer) Berea, O., May 30, 1975.  
 Javelin throw-239-8-Bob Orell (Pomona-Pitzer) Berea, O., May 30, 1975.  
 Triple jump-49-11-Anthony Palumbo (Rochester) Charleston, Ill., May 31, 1974.

### RELAYS

440-yard-41-1-Mount Union (Milt Snodgrass, Chuck Larsuel, Mike Williams, Clint Alguire) Charleston, Ill., May 31, 1974.  
 One-mile-3:12.38-Southern U., New Orleans (Herman Verdin, Donald Clark, Leon Smothers, Larry Williams) Berea, O., May 31, 1975.

### OTHER EVENTS

Decathlon-7101 points-Mark Lineweaver (Brockport St.) Berea, O., May 27-28, 1975.

## National Junior College Records

*Made by competitors attending a two-year college and accepted by the National Joint Junior College Track Records Committee. Claims for National Junior College records should be submitted to Dave Kamanski, Cerritos College, Norwalk, Cal., or George Killian, National Junior College Athletic Association, Hilton Inn, Hutchinson, Kan.*

### RUNNING EVENTS

100-yard-9.2-Doug Hawken (Glendale, Ariz.) 1969.  
 220-yard-20.6-Mel Gray (Fort Scott) Pittsburg, Kan., Apr. 9, 1968; Wardell Gilbreath (New Mexico [C]) 1973.  
 440-yard-45.8-Karl Farmer (L. A. Southwest) Bakersfield, Cal., June 15, 1973.  
 880-yard-1:48.0-James Robinson (Laney) Bakersfield, Cal., May 25, 1974.  
 One-mile-3:56.1-Neill Duggan (Allan Hancock) San Diego, Cal., June 11, 1966.  
 Two-mile-8:43.6-Terry Cotton (Grossmont) Irvine, Cal., Mar. 23, 1975.  
 Three-mile-13:39.1-Ed Mendoza (Grossmont) Bakersfield, Cal., June 14, 1973.  
 Six-mile-29:05.5-Kevin Shaw (South Plains) Brownwood, Tex., Apr. 12, 1975.  
 3000-meter steeplechase-8:57.8-Dick Krenzer (L. A. Valley) Compton, Cal., May 31, 1963.

### HURDLES

120-yard high-13.5-Charles Rich (L. A. Southwest) San Diego, Cal., May 22, 1971.  
 440-yard intermediate-50.8-Grant Niederhaus (Pasadena) Bakersfield, Cal., May 31, 1975.

### FIELD EVENTS

High jump-7-2-Warren Brown (DeKalb Central) Rome, Ga., Apr. 26, 1975.  
 Pole vault-17-3/4-Ralph Haynie (Central Ariz.) San Jacinto, Tex., May 24, 1974.  
 Long jump-26-2/4-Henry Hines (Sacramento) Fresno, Cal., May 10, 1969.  
 Shot put-62-10-Ron Semkiw (Mesa, Ariz.) San Jacinto, Tex., May 24, 1975.  
 Discus throw-187-5-Les Mills (Foothill) Modesto, Cal., May 18, 1963.  
 Javelin throw-273-0-Mark Murro (Mesa, Ariz.) Garden City, Kan., Apr. 9, 1968.  
 Hammer throw-187-11-Casey Ballway (Fullerton) Fresno, Cal., May 12, 1973.  
 Triple jump-52-4/2-Clarence Taylor (Forest Park) Bakersfield, Cal., June 14, 1973.



**RELAYS**

- 440-yard-40.1-Ranger, Austin, Tex., May 2, 1974.  
 880-yard-1:24.1-Merritt (Norbert Payton, Henry Stuckey, Larry Glenn, Warren Edmonson) Cupertino, Cal., Apr. 26, 1969.  
 One mile-3:08.2-Merritt (Larry Glenn, Henry Stuckey, Warren Edmonson, Lamont Jackson) Cupertino, Cal., Apr. 26, 1969.  
 Two-mile-7:29.3-L. A. Pierce (Biff Newman, Terry Tubb, Paul Myers, Robert Hansen) Fresno, Cal., May 13, 1967.  
 Four-mile-17:00.2-Allegheny CC (Chuck Schmiedlin, John Jennings, Paul Stemmer, Pat Rexroat) University Park, Pa., Apr. 13, 1974.  
 Sprint medley-3:19.7-Essex County (Lawrence Brown, Alfred Daley, Horace Tuitt, Ainsley Armstrong) Gainesville, Fla., Mar. 30, 1973.  
 480-yard shuttle hurdles-59.1-Fullerton (Jeff Schrecengost, John Stroot, Bryan Poland, Warm Kinsman) Bakersfield, Cal., Apr. 22, 1972.

**National High School Records**

*These are accepted as national records by the Records Committee of the National Federation of State High School Associations.*

**RUNNING EVENTS**

- 100-yard-9.0-Houston McTear (Baker HS, Fla.) Winter Park, Fla., 1975.  
 220-yard (straightaway)-20.2-Förrest Beaty (Hoover HS, Glendale, Cal.) Chaffey, Cal., 1961.  
 220-yard (turn)-20.6-Melvin Clipper (Muir HS, Pasadena, Cal) El Monte, Cal., 1958.  
 440-yard-45.8-Ronald Ray (Ferguson HS, Newport News, Va.) Charlottesville, Va., 1972.  
 880-yard-1:48.8-Richard Joyce (Sierra HS, Whittier, Cal.) Bakersfield, Cal., 1965.  
 One-mile-3:58.3-James Ryun (Wichita East HS, Kan.) Wichita, Kan., 1965.  
 Two-mile-8:41.5-Steve Prefontaine (Marshfield HS, Coos Bay, Ore.) Corvallis, Ore., 1969.

**HURDLES**

- 120-yard high-13.2-Mike Roberson (Winter Park HS, Fla.) Winter Park, Fla., 1975;  
 Dedy Cooper (Ellis HS, Richmond, Cal.) San Diego, Cal., 1975.  
 180-yard low-18.1-Steve Caminiti (Crespi Carmelite HS, Encino, Cal.) Encino, Cal., 1964; Donald Castronovo (Oceanside HS, N.Y.) Ithaca, N.Y., 1964; Earl McCulloch (Polytechnic HS, Long Beach, Cal.) Norwalk, Cal., 1964.  
 330-yard intermediate-35.9-William Blessing (Hillcrest HS, Dallas, Tex.) Dallas, Tex., 1974.

**FIELD EVENTS**

- High jump-7-1 $\frac{3}{4}$ -Mark Wilson (Monte Vista HS, Danville, Cal.) Fresno, Cal., 1974.  
 Pole vault-16-7-Casey Carrigan (Orting HS, Wash.) Bellingham, Wash., 1969; Robert Pullard (Los Angeles HS, Cal.) Los Angeles, Cal., 1969.  
 Long jump-25-9 $\frac{1}{2}$ -Gerald Hardeman (Edison HS, Fresno, Cal.) Porterville, Cal., 1972.  
 Shot put-72-3 $\frac{1}{4}$ -Sam Walker (W.W. Samuell HS, Dallas, Tex.) Corpus Christi, Tex., 1968.  
 Discus throw-201-3-Christopher James Adams (Los Altos HS, Cal.) Berkeley, Cal., 1970.  
 Javelin throw-254-11-Russell Francis (Pleasant Hill HS, Ore.) Pleasant Hill, Ore., 1971.  
 Triple jump-52-6 $\frac{1}{4}$ -David Tucker (San Joaquin Mem. HS, Fresno, Cal.) Bakersfield, Cal., 1970.

**RELAYS**

- 440-yard-40.2-Lincoln HS, Dallas, Tex. (Delley, G. Pouncy, J. Pouncy, Shaw) Austin, Tex., 1970.  
 880-yard-1:25.4-White Plains HS N.Y. (Jackson, James, Reed, Hill) Jamaica, N.Y., 1966.  
 One-mile-3:11.8-Memorial HS, Houston, Tex. (Bouche, Bradley, Brents, Morton) Baytown, Tex., 1967; Killian HS, Miami, Fla. (Anderson, Black, Thompkins, Thompson) Gainesville, Fla., 1969.  
 Two-mile-7:41.9-Proviso West HS, Hillside, Ill. (Mentz, Jakosa, Bowman, Grant) Glen Ellyn, Ill., 1965.  
 Sprint medley-3:23.3-Memorial HS, Houston, Tex. (Corson, Brake, Brents, Morton) Houston, Tex., 1967.

**Runner-Up Essex Comes Closer To Top But Fails To Halt Mesa Title Streak****By GEORGE E. KILLIAN***Executive Director, National Junior College Athletic Association*

Mesa Community College of Mesa, Arizona, won its sixth National Junior College Track and Field Championship in eight years by nipping Essex County College (New Jersey) in the 35th Annual NJCAA Meet at San Jacinto College in Pasadena, Texas.

Just three points separated the top-finishing squads, Mesa edging Essex, 54-51. Essex was also runner-up in 1974.

Two meet records fell as John Rudd of New Mexico Junior College lowered the 440 hurdle mark to 51.0, and Terry Baker of Hagerstown Junior College (Maryland) ran the three-mile in 13:55.6.

Mesa's Mark Chew was one of just two double winners, tossing the shot 55-10 $\frac{1}{4}$  and the discus 166-1. Henry Finney from Calhoun State JC (Ga.) took victories in the long jump (24-10) and the triple jump (50-8).

**35th NJCAA Championships**

**SCORING**-Mesa 54, Essex 51, Lincoln Land 42, Central Arizona 31, Ranger 26, Jackson 25, Miami-Dade South 22, Calhoun 21, Lane 20, Bishop 18, Miami-Dade North 17, Odessa 16, Brevard 14, Seminole 14, Faulkner 12, Meramec 12, South Plains 12, Central Oregon 10, DeKalb 10, Gainesville 10, Golden Valley 10, Hagerstown 10, Mott 10, New Mexico 10, Southwestern 10, Glendale 9, Southern Idaho 9, Allegheny 8, Camden 8, Florissant Valley 8, Lake City 8, Middlesex 8, SW Christian 8, Bismark 6, Jefferson State 6, Morton 6, San Jacinto 6, Worthington 6, Forest Park 4, Lake Region 4, Wharton County 4, Black Hawk 2, Blynn 2, Colby 2, Florida 2, Hudson Valley 2, Montgomery 2, SW Oregon 2, Triton 2, Catonsville 2, Clackamas 1, Hutchinson 1, Lea City 1, Mohawk Valley 1, Nebraska Western 1, North Dakota St. 1, SW Michigan 1.

100-Hopkins (Ga) 9.36, Thomas (LL), Bradford (E), Gamble (WC), Wilson (Mer), Hoagland (E); 220-Wilson (Mer) 21.0, Bradford (E), Hoagland (E), Woods (Lan), Baker (SP), Leigh (MV); 440-Thompson (LL) 47.4, Johnson (Mes), Cork (R), Gilkey (SI), Kimmel (BH), Harrison (SWC); 880-Rolly (MDS) 1:52.0, Smart (E), Lykes (IS), Perkins (Se), Honsby (E), Anthony (Ca); MILE-Jirele (GV) 4:10.1, Clark (A), Botaya (Mor), Jordan (LaC), Bigrow (HV), Dawson (Cl); 3-MILE-Baker (Ha) 13:55.6, Wilburn (LL), Redhair (CA), Hind (Ja), Shaw (SP), Blount (LeC); 6-MILE-Redhair (CA) 29:07.3, Shaw (SP), Wilburn (LL), Carpiotti (LL), Germano (Cam), Skiba (CA); 120-HH-Brock (Mot) 13.95, Charniga (Mid), Postell (MDN), Harper (SWC), Bauer (Co), Savage (Mes); 440-H-Rudd (NM) 51.0, McPhail (R), Richardson (Ja), Davenport (FP), Stagg (Bly), Cox (Mon); 3000-M STEEPLE-Roscoe (So) 8:58.2, Bostater (Ja), Jackson (MDS), Whitmire (LaC), Reyes (CA), Hunter (SI).

HJ-Brown (D) 7-0, Arney (Gl), Graham (Lan), Kinkeid (CA), Moore (Lan), Sims (SWM); LJ-Finney (Cal) 24-10, Bean (FV), Stanford (MDN), Thomas (MDN), Small (R), Ogg (NW); PV-Wetherbee (Se) 15-6, Morgan (CA), Uptegrove (MDS), Lusk (Ja), Pucket (SWO), Patton (Hu); SP-Chew (Mes) 55-10 $\frac{1}{4}$ , Cannon (Od), Hausaver (Bism), MacIlwain (Bre), Davenport (Bish) Marker (Gl); DISC-Chew (Mes) 166-1, Farmer (R), Brown (Wo), Davenport (Bish), Witt (Tr), Carlson (MDN); JAV-Bagher (CO) 215-10, Packer (Mes), Chapman (Cam), Brunner (LR), Blissitt (Mes), Whelbarger (Mon); TJ-Finney (Cal) 50-8, McClendon (Mes), Brooks (Fa), Amber (Fa), Gholston (Fa), Harrison (SWC); DECATH-Cecil (Bre) 6,540, Tarpenning (Lan), Beakley (SI), Fritz (Ja), Huddleston (Fl), Stickle (Cat).

**RELAYS**-440-Essex 41.0, Odessa, Lincoln Land, Bishop, Ranger, Mesa; MILE-Essex 3:11.4, Bishop, Mesa, Southern Idaho, Southwest Christian, North Dakota St.

1976 Meet: May 20-22, San Jacinto College, Pasadena, Texas.



# California's First Standoff Features Glendale And San Jose As Co-Champs

By **BOB COVEY**

*Track Coach, Bakersfield College*

Glendale and San Jose shared the top spot with 32 points each in the first-ever tie and lowest-scoring meet in the 25-year history of the California Community College Championships.

The hotly-contested meet saw the scoring spread among 48 teams and third-place Alameda trailing the front-finishers by just three points.

A crowd of 4,000 fans watched at Bakersfield's Memorial Stadium as one national and four meet records were set.

Grant Neiderhaus of Pasadena set a national junior college record—a meet mark—with 50.8 in the 440 intermediate hurdles.

Neiderhaus bested former meet record-holder Rick Steele, who also dipped under his '74 time to place second for co-champion Glendale.

Other records for the California championships were established by pole vaulter Jim Knaub of El Camino, who cleared 16-8; Richard Langford from American River, with 9:14.2 for the 3000-meter steeplechase, and San Jose's Don Livers, whose 20.9 was tops for the 220 dash.

## California JC Championships

**SCORING**—Glendale 32, San Jose 32, Alameda 29, Grossmont 28, Bakersfield 25, Mt. San Antonio 22, Contra Costa 18, East Los Angeles 17, Pasadena 16, El Camino 16, L.A. Harbor 16, Citrus 15, Santa Barbara 14, San Joaquin Delta 12, Cosumnes River 12, Long Beach 11, L.A. Pierce 11, Hartnell 10, Fresno 10, Ventura 10, Los Angeles City 10, Diablo Valley 10, Cuesta 10, San Bernardino 10, L.A. Trade Tech 10, West Valley 10, Canyons 9, American River 8, Desert 8, Santa Rosa 8, Palomar 8, L.A. Southwest 8, Foothill 8, Los Medanos 6, Rio Hondo 6, Fullerton 6, Alan Hancock 6, Skyline 5, Laney 4, Victor Valley 4, Chabot 4, Moorpark 2, San Francisco 2, Redwoods 2, Santa Ana 2, San Mateo 2, L.A. Valley 2, San Diego Mesa 1.

**100**—Overstreet (SJ) 9.4, Triplett (B), County (SBA), Shavers (Al), Livers (SJ), Cranor (Ci); **220**—Livers (SJ) 20.9, Jordan (Al), Cranor (Ci), Perry (ELA), Parrell (SA), Cornell (SDM); **440**—Miller (LAC) 47.1, Myles (LAH), Bell (B), Martinez (SR), Madrugá (DV), Monsteth (CR); **880**—Haynes (LB) 1:49.2, McManus (DV), Fox (RH), Lewis (Lan), Wells (Re), Barry (LAP); **MILE**—Cotton (Gr) 4:06.0, Nilsson (Pal), Pullen (Gr), Deis (AR), Burns (Can), Ringo (AR); **3-MILE**—Perez (SJD) 13:56.1, McCandles (WV), Simonian (LAC), Candejas (Fu), Morden (LAV), Thomas (Gl); **120-HH**—Crittenden (CC) 14.2, White (LAS), Rapides (LM), Almond (Sk), Hall (MSA), Richardson (ELA); **440-H**—Neiderhaus (Pas) 50.8, Steele (Gl), Sheffield (ELA), Nelson (SJ), Jones (SJD), Estaban (Gl); **3000-M STEEPLE (non-scoring)**—Langford (AR) 9:08.4, Hart (Fo), Wilson (Gr), Brooks (S), Barajas (Pal), Reime (Cab).

**HJ**—Laursch (Gl) 6-10, Hatch (Cu), Bunting (Gr), Parks (Gl), Brown (Cu), Churchill (Can); **LJ**—Smith (Ve) 24-8, Carter (Ci), Givens (Fr), Brown (VV), Overstreet (SJ), Shaffer (Al); **PV**—Knaub (EC) 16-8, Robinson (LATT), Lewis (AH), French (MSA), Paton (SM), Adams (LATT); **SP**—Nomis (LAP) 55-1, Iacopetti (Gl), Hampton (Gr), Gummerson (SR), Santiago (AR), Doll (CR); **DISC**—Gordien (SBe) 172-5, Pushkin (Fo), Engle (Can), Hickson (SJ), Kells (Fu), Harris (B); **JAV**—García (H) 217-1, Selman (D), Staengel (EC), Walker (Ch), Vance (Mo), Bodmer (Sk); **TJ**—Marlow (CR) 51-8¼w, Bland (MSA), Shaffer (Al), Johnson (Fr), LeGrande (WV), Magee (LATT).

**RELAYS**—440—Alameda (Shaffer, Shavers, Cleghorn, Jordan) 40.7, Santa Barbara, Contra Costa, L.A. Harbor, San Francisco, American River; **MILE**—Bakersfield (Pena, Triplett, Greasham, Bell) 3:11.5, Mt. San Antonio, Pasadena, L.A. Harbor, Contra Costa, Long Beach.

1976 Meet: May 29, Bakersfield College.

# HIGH SCHOOL SECTION

## 1975 High School Honor Roll

Compiled by NATIONAL FEDERATION OF STATE HIGH SCHOOL ASSOCIATIONS

*Performances made by eligible high school athletes whose schools are members of their state high school athletic association. Performances must be made in interscholastic competition at a meeting involving five or more schools. In the running events, performances must be winning ones without wind assistance.*

### 100-YARD DASH

Name, School	Best Mark
McTear, Baker, Fla. . . . .	9.0
Brown, Mainland, Daytona, Fla. . . . .	9.2
Andrews, West, Bakersfield, Cal. . . . .	9.4
Edmonds, East St. Louis, Ill. . . . .	9.4
Jefferson, Crawford, San Diego, Cal. . . . .	9.4
Preyor, Madison, Trotwood, O. . . . .	9.4
Williams, San Fernando, Cal. . . . .	9.4

### 880-YARD RUN—cont.

Name, School	Best Mark
Young, Northern, Flint, Mich. . . . .	1:51.3
Davis, Lawton, Okla. . . . .	1:51.7
Schellenberger, Arlington Hts., Ill. . . . .	1:51.9
Korir, Wash., Cedar Rapids, Ia. . . . .	1:52.1
McCall, Lincoln, Dallas, Tex. . . . .	1:52.1
Martin, Catholic, Boston, Mass. . . . .	1:52.2
Miranda, W. Tech., Cleveland, O. . . . .	1:52.3
Marsh, Northside, Muncie, Ind. . . . .	1:52.4

### 220-YARD DASH

Strozier, Powers, Flint, Mich. . . . .	20.8
Roberson, Winter Park, Fla. . . . .	20.9
Harris, Albemarle, Charlottesville, Va. . . . .	21.0
Preyor, Madison, Trotwood, O. . . . .	21.0
Andrews, West, Bakersfield, Cal. . . . .	21.1
Coombs, Bonneville, Ogden, Ut. . . . .	21.1
Glance, Central, Panama City, Ala. . . . .	21.1
Harbour, Glenville, Cleveland, O. . . . .	21.1
Hicks, Harding, Warren, O. . . . .	21.1
Jefferson, Crawford, San Diego, Cal. . . . .	21.1
Jones, Kennedy, Barstow, Cal. . . . .	21.1
McGlothlin, Compton, Cal. . . . .	21.1
Phillips, Yearling, Whitehall, O. . . . .	21.1

### MILE RUN

Serna, Loara, Anaheim, Cal. . . . .	4:07.0
Elliott, Central, Pontiac, Mich. . . . .	4:08.2
Johnson, Skyline, Oakland, Cal. . . . .	4:09.1
Paige, Baker, Baldwinville, N.Y. . . . .	4:11.1
Smith, River Forest, Oak Park, Ill. . . . .	4:11.1
Baksh, Hollywood, Cal. . . . .	4:11.2
Davis, W., Shawnee Mission, Kan. . . . .	4:11.5
Hunsaker, Corona del Mar, Cal. . . . .	4:11.5
Ellington, Newport News, Va. . . . .	4:11.6

### TWO-MILE RUN

Hulst, Laguna Beach, Cal. . . . .	8:44.9
Chapa, Hammond, Ind. . . . .	8:57.3
Hunsaker, Corona del Mar, Cal. . . . .	8:58.2
Serna, Loara, Anaheim, Cal. . . . .	8:58.4
Kummtat, Steele, Amherst, O. . . . .	8:59.3
Salazar, Wayland, Mass. . . . .	9:00.2
Craker, York, Elmhurst, Ill. . . . .	9:02.9

### 440-YARD DASH

Brown, Lufkin, Tex. . . . .	46.5
Hill, Jefferson, Louisville, Ky. . . . .	46.8
Harris, Albemarle, Charlottesville, Va. . . . .	47.0
Hatch, Phillips, Chicago, Ill. . . . .	47.2
Ware, Sacramento, Cal. . . . .	47.2
Harbour, Glenville, Cleveland, O. . . . .	47.3
Jones, Lampasas, Tex. . . . .	47.6
Imerio, Newport Harbor, Cal. . . . .	47.6
Barlow, Bearden, Knoxville, Tenn. . . . .	47.7
Blair, Alliance, O. . . . .	47.7
Preyor, Madison, Trotwood, O. . . . .	47.7

### 120-YARD HIGH HURDLES

Cooper, Ellis, Richmond, Cal. . . . .	13.2
Roberson, Winter Park, Fla. . . . .	13.2
Gaines, Kennedy, Richmond, Cal. . . . .	13.3
Foster, Proviso East, Maywood, Ill. . . . .	13.5
Whigham, Dunbar, Fort Worth, Tex. . . . .	13.5
Darcus, Charlottesville, Va. . . . .	13.7
Hill, Tech, Indianapolis, Ind. . . . .	13.7
Manns, Normandy, Mo. . . . .	13.7
Rankins, Winsor Bertie, N.C. . . . .	13.7
Thompson, S. Oak Cliff, Dallas, Tex. . . . .	13.7
Walker, Northeast, Atlanta, Ga. . . . .	13.7

### 880-YARD RUN

Aldridge, Petaluma, Cal. . . . .	1:49.7
Subr, Leigh, San Jose, Cal. . . . .	1:51.0
Perry, Menchville, Nwpt, News, Va. . . . .	1:51.3



**330-YARD INTERMEDIATE HURDLES**

Name, School	Best Mark
Whigham, Dunbar, Fort Worth, Tex.	36.2
Bates, Grant, Portland, Ore.	37.0
Carr, Berkner, Richardson, Tex.	37.0
Perkins, Ferguson, Newp't News, Va.	37.4
Baldwin, Dunbar, Lubbock, Tex.	37.5
Floyd, Gladewater, Tex.	37.5
Collier, Burges, El Paso, Tex.	37.7
Burchard, Churchill, San Anton., Tex.	37.8
Franklin, Fairmont Hts., Wash., D.C.	37.8
Lewis, Pampa, Tex.	37.8

**POLE VAULT**

Rowe, Fox Chapel, Pittsburgh, Pa.	16-6
Kimball, Northrop, Ft. Wayne, Ind.	16-1
Goodman, Agoura, Cal.	16- 1/4
Worden, N.D., Sherman Oaks, Cal.	16-0
West, Wayne, Dayton, O.	15-8
Schimmel, Villa Park, Cal.	15-6
Vahlstrom, Villa Park, Cal.	15-6
Pickett, Northside, Ft. Smith, Ark.	15-4
Hintnaus, Manhattan Beach, Cal.	15-3

**HIGH JUMP**

Lambdin, Ball, Galveston, Tex.	7- 1/2
Reavis, New Rochelle, N.Y.	7- 1/4
Wimberly, Richland, Ft. Worth, Tex.	7- 1/4
Green, Natchitoches, La.	7- 0
Page, Evanston, Ill.	7- 0
Phelps, Hastings, Neb.	7- 0
Walker, Rogers, Newport, R.I.	7- 0
Washington, Fremont, L.A., Cal.	7- 0
Wilson, Kecoughtan, Hampton, Va.	7- 0
Cooper, Connersville, Ind.	6-11
Turner, Taylor, Tex.	6-11

**LONG JUMP**

Perry, Bonham, Tex.	24-8 3/4
Wilson, Fontana, Cal.	24-8 1/2
Jackson, Santa Rita, Tucson, Az.	24-7 1/4
Sloan, Hayden, Topeka, Kan.	24-6 3/4
Jones, S. Oak Cliff, Dallas, Tex.	24-5
Perry, Alton, Ill.	24-4 1/2
Jennings, Ontario, Cal.	24-3 3/4
Waters, S. Oak Cliff, Dallas, Tex.	24-3 1/2
Brown, Mainland, Daytona, Fla.	24-3 1/4
Bell, Middletown, O.	24-2 1/2
Andrews, West, Bakersfield, Cal.	24-1 3/4
Gardner, Charlottesville, Va.	24-1 1/4

**TRIPLE JUMP**

Cooper, Athens, Ga.	51- 7 1/2
Gardner, Charlottesville, Va.	49-11 1/2
Perryman, Danville, Ill.	49- 4 1/4
Dobbins, Merced, Cal.	49- 3
Combs, Parker, Birmingham, Ala.	49- 2
Jackson, Oakland, Cal.	49- 2
Easley, Woodside, Cal.	49- 1
Lowe, N. Fulton, Atlanta, Ga.	49- 1
Holcomb, Richmond, Cal.	49- 1/4
Smith, Nyack, N.Y.	48-10 1/2

**SHOT PUT**

Name, School	Best Mark
Will, Lynbrook, N.Y.	67- 6 3/4
Kurrasch, Newport Harbor, Cal.	66-10 1/4
Laut, Santa Clara, Oxnard, Cal.	65- 9
Mattia, Union, N.J.	65- 2
Vassar, Sonora, Cal.	64-11 1/2
Slinkard, Santa Fe Springs, Cal.	64-10 1/4
Denny, Burns, Ore.	64- 9
Horn, Hoover, Fresno, Cal.	63- 7
Madison, Poly, Long Beach, Cal.	63- 2 1/2
Woodard, Van Vleck, Tex.	63- 2
Braun, Seymour, Wis.	63- 1 1/4

**DISCUS**

Schillinger, Burns, Ore.	194- 0
Stewart, Richland, Ft. Worth, Tex.	192- 5
Tabor, Spring Br., Houston, Tex.	188- 9
Goodspeed, Rockhurst, K.C., Mo.	188- 0
Fox, Bend, Ore.	187-10
Howell, Fresno, Cal.	184- 5
James, Lakeview, Cortland, O.	184- 3
Kunz, Wheatridge, Colo.	183- 2
Soto, Floydada, Tex.	183- 2
Blinka, Rockdale, Tex.	181- 5

**440-YARD RELAY**

Abilene HS, Tex.	41.0
Ellis HS, Richmond, Cal.	41.1
Compton HS, Cal.	41.4
Roosevelt HS, Dallas, Tex.	41.5
Pasadena HS, Cal.	41.5
Crawford HS, San Diego, Cal.	41.5
Jasper HS, Tex.	41.6
South Mountain HS, Phoenix, Ariz.	41.6
Hardaway HS, Columbus, Ga.	41.7
East St. Louis HS, Ill.	41.7

**880-YARD RELAY**

East St. Louis HS, Ill.	1:25.7
Bogalusa HS, La.	1:26.0
Bethel HS, Hampton, Va.	1:26.4
Brandon HS, Fla.	1:26.8
Central HS, Little Rock, Ark.	1:27.5
Harrisburg HS, Pa.	1:27.8
Berkeley HS, Mo.	1:27.9
North HS, Natchez, Miss.	1:28.0
Saginaw HS, Mich.	1:28.2

**MILE RELAY**



Roosevelt HS, Dallas, Tex.	3:13.1
Madison HS, Houston, Tex.	3:14.4
Ellis HS, Richmond, Cal.	3:15.7
Newport Harbor HS, Cal.	3:16.8
Lincoln HS, Dallas, Tex.	3:16.9
Phillips HS, Chicago, Ill.	3:17.1
Chamberlain HS, Tampa, Fla.	3:17.5

**SPRINT MEDLEY RELAY**

Washington HS, Cedar Rapids, Ia.	3:27.0
Sterling HS, Baytown, Tex.	3:28.6
St. Ignatius HS, San Fran., Cal.	3:31.6
South HS, Wichita, Kan.	3:31.9



# NCAA GUIDES/RULES



THE COMPLETE LIBRARY of NCAA publications offers a full year of reading for the collegiate sports fan. The series includes the official playing rules for 11 sports, the "read-easy" versions of football and basketball rules, and eight Guides similar to the one you're holding. The Guides are full of preview information for the upcoming season as well as reviewing the past year. They are available well in advance of the sport's season when such information and the rules are useful and timely.

## 1975 PUBLICATIONS SCHEDULE

Title	Price	Month Available
1975 FOOTBALL RULES .....	\$1.00	APRIL
1975 FOOTBALL RULES INTERPRETATIONS ..	\$1.00	APRIL
1975 WATER POLO RULES .....	\$1.00	APRIL
1975 READ-EASY FOOTBALL RULES .....	\$1.00	MAY
1975 SOCCER GUIDE .....	\$2.00	JUNE
1976 BASKETBALL RULES .....	\$1.00	JUNE
1976 READ-EASY BASKETBALL RULES .....	\$1.00	JULY
1975 FOOTBALL GUIDE .....	\$2.00	AUGUST
1976 SWIMMING GUIDE .....	\$2.00	SEPTEMBER
1976 WRESTLING GUIDE .....	\$2.00	SEPTEMBER
1976 ICE HOCKEY GUIDE .....	\$2.00	SEPTEMBER
1976 BASKETBALL GUIDE .....	\$2.00	OCTOBER
OFFICIAL NCAA BASKETBALL SCOREBOOK ..	\$2.00	OCTOBER
1976 GYMNASTICS RULES .....	\$1.00	NOVEMBER
1976 SKIING RULES .....	\$1.00	NOVEMBER
1976 TRACK AND FIELD GUIDE .....	\$2.00	DECEMBER
1976 BASEBALL GUIDE .....	\$2.00	DECEMBER

**NCAA PUBLISHING SERVICE,  
BOX 1906, SHAWNEE MISSION, KS 66222**