

CALIFORNIA TRACK NEWS

April 1979

75¢

Issue 34



NEWS

AP

ISSU

BULK RATE
U.S. POSTAGE
PAID
Fresno, CA 93706
Permit No. 629

CALIFORNIA TRACK NEWS
P.O. Box 6103
Fresno, CA 93703

Rich Ede comp
1424 Lynoak Dr.
Claremont, CA 91711



The Only Publication Devoted to California Track



CALIFORNIA TRACK NEWS

P.O. Box 6103
Fresno, CA 93703

EDITOR: *Bill Cockerham*
PRODUCTION MANAGER: *Judy Cockerham*

PUBLISHED BY: *The Fresno Pacific College Track Team and the Fresno Pacific Track Club.*

TRACK TEASER PUZZLE: *Mike Lennemann, Chuck Skow*

PHOTOGRAPHERS: *Keith Conning, Don Gosney, Richard Lee Slotkin, Bill Leung, Jr.*

HIGH SCHOOL: *Ron Blackwood, Keith Conning, Rich Ede(girls), Mike Kennedy, Jack Shepard(boys)*

4 YEAR COLLEGE—OPEN MEN: *Chuck Skow*

AAU GIRLS AND WOMEN: *Calvin Brown*

JUNIOR COLLEGE: *Fred Baer, Jim Barnett, Ken Dose, Bill Minarik*

MASTERS MEN: *Percy Knox, Peter Mundle*

MASTERS WOMEN: *Katherine Brieger, Irene Obera*

TECHNIQUE AND TRAINING: *Vern Gambetta*

MARATHONS: *Steve Wolters*

EAST BAY: *James Day*

VENTURA COUNTY: *Rich Romine*

SAC JOAQUIN SECTION: *Bill Mensing*

SAN JOSE: *Jim Barnett*

SOUTHERN CALIFORNIA: *Bill Minarik, Richard Lee Slotkin*

Subscription Rates:

1 Year	\$7.00	Published 10 times per year —
2 Years	\$12.00	one issue per month (January
3 Years	\$16.00	and September excluded).

first class and foreign rates on request.

Write for advertising rates. Special "Meet Notice" rates.

Area Correspondents still needed for many parts of the state. If interested in serving on our staff please write for details.

TEAM SPOTLIGHT

CUPERTINO YEARLINGS

The Cupertino Yearlings Track and Field Club was founded in the Spring of 1973 by George Staton, BJ Friend and Bill Jones; all formerly from the San Jose Yearlings. The club was initiated as an age-group track and field organization and pretty much remains that way today. The girls have been the backbone of the group with the boys struggling to establish themselves.

In the six year history of the Yearlings, they have achieved a number of notable accomplishments. Most notable achievement last cross country season was a fourth place finish in the AAU National Cross Country Championships in the Bantam Division - Kerry Bratton paced that fine performance with her individual sixth place finish. The girls have also notched a number of Pacific Association and State Championships over the years.

New members may join the team and earn the right to wear the dark green uniform by attending the annual team tryouts in January. The team members are selected from this by the coaches. Other interested parties may try out and practice with the club for one week to determine their interest in running.

Some of the outstanding members on this year's team include: SHERRILL MILLER a 14-15 sprinter who holds club records in the 100(12.4), 200 (25.2) and 400(56.3), she was 200 and 400 PA-AAU Champion last year as well as second in the State in both events. PAUL WADE a 12-13 walker. Last

in the 800 meter run, and high jump in the the 1978 9 and under PA championships.

PHILLIP LEIRNESS was PA and State champ last year in the one mile race walk.

Club leadership, organization and responsibility flows down from an overall Executive Board to Boys and Girls Divisional Boards to Ad Hoc Committees. Coaching is done by volunteer coaches. The girls practice at Monte Vista High School and the boys at Cupertino High School. There are, in addition, bi-monthly meetings for parents and a number of team social events during each year.

The Yearlings club helps athletes not only with coaching and organization but also with entry fees, travel expenses and even some grant-in-aid funds occasionally for the monthly dues. Funds for these activities are generated from monthly dues, a run-a-thon, sales of "gift checks" booklets and two AAU sponsored runs.

What does the future hold? In the words of Publicity Chairman, Ransom Bratton: "The Yearlings are an AAU girls and boys age-group track and field team dedicated to the concepts of fitness, sportsmanship, and competition. The Yearling program is a developmental one aimed at establishing a firm athletic background for the future. Through their programs the Yearling coaches and parents develop athletes who will go on to perform well in high school, college, AAU, and perhaps national competition.

...the Yearlings have prod-

Subscription Rates:

1 Year \$7.00
2 Years \$12.00
3 Years \$16.00


Published 10 times per year —
one issue per month (January
and September excluded).

first class and foreign rates on request

Write for advertising rates. Special "Meet Notice" rates.

Area Correspondents still needed for many parts of the state. If interested in serving on our staff please write for details.

from the editor...



Whew! It's a busy time of the year. Track season is in full gear and things are happening so fast it is very difficult to keep up. Maybe it is just me getting older, but it seems like each track season is busier still than the previous one.

Judy and I discovered that we are trying to do too much. Over the past few years we've come to the realization that we can't do everything. I have to admit that I definitely am not Superman.

You've probably noticed that the last issue of CTN was more than two weeks late. This issue is more than a week overdue. This lateness is a result of the situation above and couldn't be helped. Even though we get a lot of help from our faithful correspondents, Judy and I still do all of the actual magazine production ourselves, from the typing to the sorting by zip codes.

At Fresno Pacific College I am the chairperson of the Physical Education Department, teach a full load of classes, coach the cross country and track teams, and have advising and counseling responsibilities. That in itself is enough for any couple to handle. However, at some

insane moment years ago we started up two innocent little projects: (1) California Track News, and (2) Fresno Pacific Track Club. Both of these little ideas have blossomed into full time responsibilities. We now find ourselves doing three jobs (only one of which we get paid for - CTN and FPTC are gratis). We have created a couple of monsters which have grown to the point where they are eating us alive.

How long can we keep this pace? Not much longer! We're almost to "burn out" now. Over the past six months Judy and I have been exploring some options for making our lives simpler. We are currently involved in some negotiations which will help do just this and at the same time be a big plus for California Track News. Everything should be finalized soon and we will be on our way to a much better publication (not that what we've got isn't pretty darn good right now). More about these big plans in an upcoming issue. In the mean-time we're hanging in there. Please keep hanging in with us.

New members may join the team and earn the right to wear the dark green uniform by attending the annual team tryouts in January. The team members are selected from this by the coaches. Other interested parties may try out and practice with the club for one week to determine their interest in running.

Some of the outstanding members on this year's team include: SHERRILL MILLER a 14-15 sprinter who holds club records in the 100(12.4), 200 (25.2) and 400(56.3), she was 200 and 400 PA-AAU Champion last year as well as second in the State in both events.

PAUL WADE a 12-13 walker. Last year finished first in the PA and second in the State in the one mile walk.

KERRY BRATTON in the 9 and under division. Kerry was first in the PA and first in the State in the 800 meter walk as well as second in the PA 1500 meter run. In cross country last season she was second in the PA, second in the State and sixth at Nationals.

LAUREL LEE was PA champion

from monthly dues, a run-around, sales of "gift checks" booklets and two AAU sponsored runs.

What does the future hold? In the words of Publicity Chairman, Ransom Bratton: "The Yearlings are an AAU girls and boys age-group track and field team dedicated to the concepts of fitness, sportsmanship, and competition. The Yearling program is a developmental one aimed at establishing a firm athletic background for the future. Through their programs the Yearling coaches and parents develop athletes who will go on to perform well in high school, college, AAU, and perhaps national competition.

"To date the Yearlings have produced Pacific Association, State and National Champions. Their teams have been the Pacific Association champions four of the last six years in girls age-group track and field. The Yearling athletes and coaches enjoy winning but the thrust of the program is the development of the individual and these championships are the product of this individual development and achievement"



RENEW EARLY

**Don't
Drop
The
Baton!**

To insure you don't miss out on any of California's track action, renew your California Track News subscription before it expires. Check the date/year indicated on your address label; this is the date of the last issue you will receive.

PROFILE ON:

Leslie Deniz

by BOB MAGNETTI

Reprinted from the Marysville-Yuba City Appeal Democrat

LESLIE JEAN DENIZ: Gridley Union High School junior. Age: 16; Height: 5-6; Weight: 167. Born May 25, 1962 in Oakland, California.

Best Marks: Discus- 139-2(77), 150-9 (78), 168-6(79). Shot put- 42-2½(78). Coached by Ed Roach, Chuck Voorhees, and Bruce Ebbe.

Determination! That probably best describes Gridley junior Leslie Deniz, who, in just little more than two years, has become one of the top junior women's discus throwers in the nation.

Leslie, last year, finished second in the junior national championships in competition against girls two and three years older and earned a trip to the Soviet Union and West Germany.

She's hoping to do even better this season and from the way the 16-year-old Gridley High School athlete started off the 1979 season, the sky's the limit.

In her first meet of the track season, Leslie fired the discus 163-2 and admittedly still has a ways to go to reach top form.

"I've been doing heavy lifting right now," said Leslie. "I'll do that for about half of the season and then taper off."

"I'm looking for high school meets to qualify me for nationals."

To qualify for AAU national competition, athletes must surpass minimum marks in a meet other than a duel meet.

"I have a mark in mind that I want to reach by the end of the year," Leslie said, "but I just don't want to say."

But she is very aware that the national high school discus record for high school girls is 169-7. Last year in the CIF state meet, the winner of the event was Christi Pyle of Glendale, a junior who threw 149-3. Pyle however, had surpassed that mark in other meets.

Leslie, among the best prep discus throwers in the state for the past two years, has never made it to the state meet.

First, only one athlete from the North Section meet advances to state. Secondly, Lassen's Karen Stampfli has, for the past two years, gotten off one good throw to beat Leslie. And thirdly, Leslie spent most of last season hobbled by a knee injury.

"The knee's fine," said Leslie, "as good as it ever was."



Roach and Ebbe work with Leslie on the weights, but the finely tuned discus techniques are taught by Voorhees, who spotted Leslie and Live Oak High sophomore Tom Pritchard at a Peach Bowl Pacer all-comers meet two years ago in Yuba City.

He promptly took them under his wing, commuting from Santa Rosa on weekends for workouts. Pritchard, like Leslie, has benefited, holding several national age-group records for discus.

As for the future, college - one with a strong women's discus program - is in

line for the Gridley teen after graduation in 1980. Leslie is a good student, active in Future Farmers of America. She was recently named a State Farmer by the FFA, an honor received by only a small percent of its members in California.

But for a career, Leslie says, "It may be agriculture or maybe medicine, or maybe an athletic trainer or another career related to sports. I don't know right now."

It's too bad there's no real call for professional discus throwers.

women's discus throwers in the nation. Leslie, last year, finished second in the junior national championships in competition against girls two and three years older and earned a trip to the Soviet Union and West Germany.

She's hoping to do even better this season and from the way the 16-year-old Gridley High School athlete started off the 1979 season, the sky's the limit.

In her first meet of the track season, Leslie fired the discus 163-2 and admittedly still has a ways to go to reach top form.

"I've been doing heavy lifting right now," said Leslie. "I'll do that for about half of the season and then taper off."

Over the next several weeks she was to continue to improve and heaved one out to 168-6 on April 4. In that meet she hit the 170 foot marker on her last throw but just scratched on her follow-through.

"I'm short, so I've just got to take my chances (on the follow through)," she said.

Leslie's goals are to help her Gridley teammates toward the Westside League and North Section titles, qualify for the state meet and again make junior nationals and the team that will face the Soviet juniors when they visit the United States this summer.

If, along the way, she happens to break a few discus records, well, that's all on the plus side of the ledger.

How does a young lady get started throwing the discus? "The summer before my freshman year in high school I was introduced to one of my present coaches who handed me a discus to throw. The first day's throw was approximately 89 feet and I was on my way."

Deniz is working under the direction of three coaches - Gridley High School's Bruce Ebbe, who handles her weight program; Highway Patrolman Ed Roach of Gridley, who helps with her daily workouts as much as possible; and former Oregon coach Chuck Voorhees of Santa Rosa, her discus coach.

Leslie has been lifting weights almost year-round for the past two years, under the supervision of Ebbe and Roach.

"Right now I'm benching 195 pounds," she said. "I'm doing squats at 290 and dead lifts of 300 pounds. I'm cleaning 170 pounds. I'll taper off later in the season."

event was Christi Pyle of Glendale, a junior who threw 149-3. Pyle however, had surpassed that mark in other meets.

Leslie, among the best prep discus throwers in the state for the past two years, has never made it to the state meet.

First, only one athlete from the North Section meet advances to state. Secondly, Lassen's Karen Stampfli has, for the past two years, gotten off one good throw to beat Leslie. And thirdly, Leslie spent most of last season hobbled by a knee injury.

"The knee's fine," said Leslie, "as good as it ever was."

Seniors Track Meet

by DON ROSE

February 24, 1979: Kentfield. 5th. ANNUAL NORTHERN CALIFORNIA SENIORS TRACK MEET

The 5th Northern California Seniors Track Meet at the College of Marin this year invited youngsters to compete with the seniors for the first time.

EMERY CURTIS (the oldest competitor) age 71 from Calistoga broke two age group world records both held by A. Reiser of West Germany. Emery threw the 600 gram javelin 118-1 surpassing Reiser's 115-11. Emery also threw the 8 pound shot 34-5 bettering Reiser's 33-10. SPENCER LETCHER age 47 of Berkeley threw the 800 gram javelin 174-3, the 2 kilo discus 110-10 and the 16 pound shot 34-0½. BOB ROEMER of Sacramento age 53 set meet records in the javelin and long jump. He threw 127-0 and jumped 17-0½. Bob also ran an 11.6 100 yard dash and a 25.0 for 220.

Other outstanding efforts were made by youngsters as well with DIANA ROSS-MAN age 12 from Menlo Park (Herbert

Roach and Ebbe work with Leslie on the weights, but the finely tuned discus techniques are taught by Voorhees, who spotted Leslie and Live Oak High sophomore Tom Pritchard at a Peach Bowl Pacer all-comers meet two years ago in Yuba City.

He promptly took them under his wing, commuting from Santa Rosa on weekends for workouts. Pritchard, like Leslie, has benefited, holding several national age-group records for discus.

As for the future, college - one with a strong women's discus program - is in

Hoover Club) long jumping 16-0. Eleven year old CHRISTINE CERKEL of Greenbrae jumped 13-0½ and NICK ATHANASAKOS of San Rafael, age 15 jumped 17-2. The best senior long jumper was KERMIT WALKER of Redwood City age 42 with a 21-3. Kermit also won the high jump at 5-6 and the triple jump with a 40-0 jump.

In youngsters mile BOB GOVI, age 17 ran a 4:37. MIKE ARAGO age 24 of Mill Valley won the event with a 4:21. WILLIAM DWYER, age 38 of San Francisco finished at 4:42, RON TREABESS, a marathoner and age 36 ran a 4:55. In the 40-44 age group JIM ERBES of Hayward age 41 ran a 4:56 followed by PHIL HAGER, age 42 of Tiburon at 5:03 and BURL LENNIER, age 44 of Bethel Island at 5:36. The 45-49 was won by KEN PAUL from San Mateo at 5:29. RAY MANANNAH of Ceres and age 63 won his age group with a 5:49 mile, not bad since he only has one lung; he late won the 880 in 2:40.

HARRY KOPPEL of Belmont, age 65 stated he wanted to try for a world record in the 100 yard dash as he already holds the record in the 100 meter dash.

line for the Gridley teen after graduation in 1980. Leslie is a good student, active in Future Farmers of America. She was recently named a State Farmer by the FFA, an honor received by only a small percent of its members in California.

But for a career, Leslie says, "It may be agriculture or maybe medicine, or maybe an athletic trainer or another career related to sports. I don't know right now."

It's too bad there's no real call for professional discus throwers.

So five watches were used on him. John Satti also age 65 from San Francisco ran with Harry and together they finished both with the time of 12.1 and bettering the previous record of 12.3, and fortunately for Harry he just nosed out John at the wire to be the winner and new record holder. In addition to winning the 100 John won the 220 with 29.6, the 440 with 71.2, the triple jump with 24-6½ and the long jump at 15-9.

BRUCE SPRINGBETT, age 46 from Los Altos won the 45-49 100 yards in 10.9 and finished second in the 220 to HANS BRUHNER with a time of 24.9 to Bruhner's 24.8.

DON PICKETT of Tiburon, age 51 set a new meet record for 50-54 age group with a 16:35 three mile run.

Over 150 participants competed against (with) each other ranging in age from 5 to 71 and some of the youngsters received some surprised when men and women old enough to be their grand parents beat them at their specialty. We intend to do the same next year. For information contact Meet Director Don Rose, 43 McAllister Ave., Kentfield, CA 94904.

ON THE COVER: DAVID MACK (129) California's prep indoor 1,000 yard and 1,500 meter king in 1979 gets off behind Pete Quionez in the Ali Indoor Meet.

photo by Bill Leung, Jr.

COMMUNITY COLLEGES

RUN PAST 4-YEAR SCHOOLS

by BILL MINARIK

A decade ago, Junior Colleges, or Community Colleges as they like to be called now, were considered to be a refuge for high school tracksters who weren't quite good enough to make a 4-year college team.

Things have changed however, and as the following charts point out, the Community Colleges have now passed the 4-year schools from NCAA Division II NCAA Division III, and NAIA in track and field proficiency. The chart analysis was made by taking the winning marks from the championship meets of the four college divisions for each of the last three years then scoring them on a 5-3-2-1 basis.


While most people will say the reason for the 2-year schools recent success is the 14 scholarship limit now imposed on

to the fact many 4-year college coaches have left their high pressure positions for the low pressure atmosphere found at the Community College level. Example: Ron Alice from Long Beach State to Long Beach Community College, and Steve Haas from Oxy to San Jose City College.

(2) FACILITIES. A growing number of Community Colleges have all weather track facilities which rank among the finest in the country. Example: San Jose City College, Mt. SAC, Bakersfield, Hancock and Canyons.

(3) ATTITUDE: The old "I'm going away to college" attitude has been replaced by an "I'd rather go to hometown CC feeling." This is due mainly to the "I like to do my own thing" attitude of young people. It seems they are better

TRACK & FIELD NEWS



TELLS IT ALL

Get our comprehensive and colorful coverage of track and field, from high school through Olympic action. Subscribe now to the "Bible of the Sport."

RATES: *USA* one year, \$12.00, two years, \$24.00; first class, \$22.00. *Canada & Mexico* one year, \$15.00; first class, \$22.00.

Order from
Track & Field News, Box 296, Dept. J09, Los Altos, CA 94022.

1977 ●

	NCAA-II	NCAA-III	NAIA	JUCO	II	III	naia	jucO
100	10.62	10.30	10.53	10.18	1	3	2	5
200	21.46	21.63	21.17	20.41	2	1	3	5
400	47.31	46.93	46.67	46.20	1	2	3	5
800	1:51.2	1:50.1	1:47.4	1:48.2	1	2	5	3
1500	3:47.7	3:46.9	3:45.5	3:47.4	1	3	5	2
3000SC	9:03.5	8:48.3	8:47.5	8:53.2	1	3	5	2
5000	14:47.2	14:26.1	14:08.5	14:21.0	1	2	5	3
10000	30:17.4	29:50.9	30:07.5	30:40.2	2	5	3	1
400R	40.60	40.71	40.64	39.81	3	1	2	5
1600R	3:11.00	3:10.7	3:07.8	3:10.5	1	3	5	2
HH	13.82	13.70	13.92	13.95	3	5	2	1

Things have changed however, and as the following charts point out, the Community Colleges have now passed the 4-year schools from NCAA Division II NCAA Division III, and NAIA in track and field proficiency. The chart analysis was made by taking the winning marks from the championship meets of the four college divisions for each of the last three years then scoring them on a 5-3-2-1 basis.

While most people will say the reason for the 2-year schools recent success is the 14 scholarship limit now imposed on the universities and the influx of foreign athletes. I see three entirely different reasons for the switch in power:

(1) COACHING. The number of outstanding coaches in the Community College ranks has swelled recently due

State to Long Beach Community College, and Steve Haas from Oxy to San Jose City College.

(2) FACILITIES. A growing number of Community Colleges have all weather track facilities which rank among the finest in the country. Example: San Jose City College, Mt. SAC, Bakersfield, Hancock and Canyons.

(3) ATTITUDE: The old "I'm going away to college" attitude has been replaced by an "I'd rather go to hometown CC feeling." This is due mainly to the "I like to do my own thing" attitude of young people. It seems they are better able to do their own thing at home as opposed to a foreign environment.

Whatever the reasons are, the 2-year school have made a very good case, at least from the standpoint of track and field, for doing away with the word "junior" from their title.

1977 ●

	NCAA-II	NCAA-III	NAIA	JUCO	II	III	naia	jucO
100	10.62	10.30	10.53	10.18	1	3	2	5
200	21.46	21.63	21.17	20.41	2	1	3	5
400	47.31	46.93	46.67	46.20	1	2	3	5
800	1:51.2	1:50.1	1:47.4	1:48.2	1	2	5	3
1500	3:47.7	3:46.9	3:45.5	3:47.4	1	3	5	2
3000SC	9:03.5	8:48.3	8:47.5	8:53.2	1	3	5	2
5000	14:47.2	14:26.1	14:08.5	14:21.0	1	2	5	3
10000	30:17.4	29:50.9	30:07.5	30:40.2	2	5	3	1
400R	40.60	40.71	40.64	39.81	3	1	2	5
1600R	3:11.00	3:10.7	3:07.8	3:10.5	1	3	5	2
HH	13.82	13.70	13.92	13.95	3	5	2	1
IH	50.69	49.59	51.71	51.30	3	5	1	2
HJ	7-2¼	6-11	6-10	7-2	5	2	1	3
PV	17-0	15-6	16-4	16-11¾	5	1	2	3
LJ	25-11	23-9½	25-0	25-9¼	5	1	2	3
TJ	50-4¾	49-8½	51-4¼	52-7¾	2	1	3	5
SP	57-3½	54-4½	60-11½	60-10¾	2	1	5	3
DT	186-6	162-0	189-3	174-4	3	1	5	2
JT	243-7	228-9	236-11	266-8	3	1	2	5
Dec.	7621	7550	7365	7451	5	3	1	2
					50	46	62	62

1976 ●

	NCAA-II	NCAA-III	NAIA	JUCO	II	III	naia	jucO
100	10.95	10.49	10.54	10.40	1	3	2	5
200	21.37	20.80	20.99	20.40	1	3	2	5
400	46.80	46.80	45.74	46.52	1½	1½	5	3
800	1:49.7	1:49.3	1:47.8	1:49.9	2	3	5	1
1500	3:46.4	3:46.9	3:44.8	3:43.6	2	1	3	5
3000 SC	8:58.0	8:57.8	8:45.6	9:02.4	2	3	5	1
5000	14:28.2	14:23.6	14:04.4	14:10.4	1	2	5	3
10000	30:15.8	29:46.8	29:46.4	30:03.4	1	3	5	2
400R	40.44	41.50	41.12	39.8	3	1	2	5
1600R	3:09.8	3:15.30	3:10.6	3:08.9	3	1	2	5
HH	14.59	14.42	14.03	14.00	1	2	3	5
IH	50.52	49.80	50.45	50.20	1	5	2	3
HJ	7-1	6-10	7-0	7-3	3	1	2	5
PV	16-6	15-6¼	16-2	16-0	5	1	3	2
LJ	25-10	23-10¾	24-11	25-0½	5	1	2	3
TJ	50-0½	49-4¾	50-11	51-10	2	1	3	5
SP	57-9½	58-9½	56-3¼	56-9	3	5	1	2
DT	192-10	179-2	180-5	183-3	5	1	2	3
JT	231-10	238-8	237-10	236-8	1	5	3	2
Dec.	7163	7537	7179	6994	2	5	3	1

46½ 49½ 60 66

1978 ●

	NCAA-II	NCAA-III	NAIA	JUCO	II	III	naia	jucO
100	10.38	10.74	10.37	10.32	2	1	3	5
200	20.44	21.53	21.23	20.81	5	1	2	3
400	45.75	46.89	46.90	45.79	5	2	1	3
800	1:47.2	1:50.9	1:47.80	1:49.4	5	1	3	2
1500	3:45.4	3:48.4	3:45.1	3:49.2	3	2	5	1
3000 SC	8:51.5	8:49.0	8:47.5	8:58.1	2	3	5	1
5000	14:12.6	14:19.3	14:23.3	14:20.8	5	3	1	2
10000	30:01.5	30:05.4	30:22.2	29:07.7	3	2	1	5
400R	40.12	41.56	40.83	39.82	3	1	2	5
1600R	3:07.3	3:12.3	3:10.1	3:10.1	5	1	2½	2½
HH	13.88	14.63	13.70	13.5	2	1	3	5
IH	50.30	51.42	51.14	50.70	5	1	2	3
HJ	7-1	7-0	7-0	7-3½	3	1½	1½	5
PV	16-6½	16-0	16-7	16-6	3	1	5	2
LJ	25-11	23-8½	27-1¼	26-2¾	2	1	5	3
TJ	52-11½	50-2½	50-4¼	51-7½	5	1	2	3
SP	59-0¾	55-11¾	63-1	57-6	3	1	5	2
DT	187-6	173-8	198-5	169-11	3	2	5	1
JT	236-9	222-8	219-11	241-2	3	2	1	5
Dec.	7260	7369	7288	7220	2	5	3	1

69 33½ 58 59½

All marks are according to Track & Field News and California Community College Decathlon Championships. Community College marks are a combination of both California and JUCO Championship marks.

1978	69	33½	58	59½
1977	50	46	62	62
1976	46½	49½	60	66
TOTAL	156½	129	180	187½

So. California T-F Diary

by BILL MINARIK

March 12:

Not much time for narrative this week, but here is some interesting news on the Long Beach City College recruiting "rumors" I mentioned. After Long Beach ran past Pasadena 80-54 in a dual meet and former PCC high jumper Jerry Sanders went 7-1¼ in that meet, the front page of the sports section of the *Pasadena Star News* had headlines quoting PCC coach Walt Butler as saying LBCC and Ron Alice "stole my athletes." I heard about this a few days after the story hit and haven't gotten a copy of that paper yet. More on this story next week.

March 19:

Another week has passed and a few things are starting to take shape at the

various levels of Southern Cal track. First, at the high school level, it looks like Pasadena High and Mike Sanford are the front runners for state honors with Muir High School of Pasadena, and Los Angeles' Locke and Crenshaw also appearing to be contenders.

In the J.C. ranks it looks like it is between Long Beach and Mt. SAC with Grossmont and Pasadena next in line.

In NCAA Division I, USC looks strong while UCLA looks like anything but a contender.

In NCAA Division II Cal Poly San Luis Obispo looks super and an odds-on choice to win this year's Division II National title. Cal State Northridge has its areas of strength, while last year's winner Cal State Los Angeles is only a shell of its former self and hardly a threat to anyone.

In NCAA Division III, last year's winner Occidental has lost too many big points to repeat, but should be in the top ten.

In the women's teams, there is not enough info on high school and junior college to draw any conclusions except

Westchester High School of Los Angeles and their star Gwen Loud look tough to beat in the State Meet. In the AIAW, it's UCLA and Northridge with nobody else close.

A little follow-up to the charge by Pasadena City College coach, Walt Butler, that Long Beach City College and coach Ron Alice stole some of his athletes (see CTN 11-78 "Moving On" for a partial list of PCC tracksters going to LBCC). It seems that People close to Jerry Sanders, one of the focal points of the feud say that Sanders reason for "jumping" to LBCC was simple. It seems all the out-of-state athletes at PCC were living in plush Pasadena apartments while the hometown talent received nothing and had to live in small homes with five or six brothers and sisters. Sanders, who preped at Pasadena's Muir High School found that at LBCC just as PCC, that out-of-the-district talent is "well taken care of," and that as an out-of-the-district recruit he is now enjoying the "good life." The moral of the story, as Walt Butler is finding out is: "Once you start buying loyalty, it becomes difficult to get it for free."

March 23:

Relays highlighted Southern Cal track and field activity last week for most high schools, junior colleges, and colleges while USC and UCLA were idle. Nothing particularly of note except that Cal Poly SLO looks more and more like an NCAA Division II championship team.

April 4:

Another week rolls by with not too much activity as rain took its toll in the Southland. In the girls high school division, I am more and more convinced that Westchester High is the team to beat at the State Meet. In the Boys division, I say it will be either Pasadena High or Muir High of Pasadena taking home all the state marbles.

In the community college ranks, it is still the Big "5" of Long Beach, Mt. SAC, Grossmont, Fullerton and Pasadena the only teams with any chance of a SoCal or State Title, in the mens. There is still not enough info on the J.C. women, however any chance Glendale's women had went down the tubes, when shot putter- Discus thrower Julie Flynn (41-8 and 136-6) broke her foot at the Santa Barbara Relays.

WANTED! ASSISTANT TRACK COACH

UNIVERSITY OF NEVADA at RENO

Assistant track and field coach position available



BACK ISSUES
still available...

WANTED! ASSISTANT TRACK COACH

UNIVERSITY OF NEVADA at RENO

Assistant track and field coach position available.

- Must have background in the field events and weight training.
- Offers a chance to work on a masters degree and receive a small increment.

For application and/or more information please contact:

Rich Trachok
Director of Athletics
University of Nevada
Reno, Nevada 89557

AA/EOE

Applications must be received by April 30, 1979.

CLASSIFIEDS

CLASSIFIED RATES: Meet information @ 10 cents per word; general advertisements @ 20 cents per word. Count name and address as five words. All ads must be paid in advance. Contact California Track News, P.O. Box 6103, Fresno, CA 93703. (209) 264-5847.

BODY AND SOLES: New Balance shoes Super Comp, 320s, 305s and Trail. Athletic vitamins and Body Punch. New Balance running shorts (with brief). 20% off regular price. Len Thornton, 5768 N. Millbrook, Fresno, CA 93710 (209) 439-5468.

EXPERIENCED AIAW, AAU WOMEN'S COACH desires cross country/track and field position starting Fall, 1979. Have trained regional and national scorers. M.A., university teaching experience, publications. Joli Sandoz, 99 Brattle Street, Cambridge, MA 02138.

FOR SALE: Stamps for investment or hobby. U.S. mint and used singles from 1871. Plate block collection from 1938. S.J. Barkman, P.O. Box 6103, Fresno, CA 93703. (209) 226-3534.

CROSS COUNTRY - THE RUNNERS GAME: A game for runners by runners. Luck, strategy and knowledge are equally involved in this game. \$7.20 all inclusive. Make check payable to Cross Country, 1720 Halford Ave., Apt 226, Santa Clara, CA 95051.


INSIDE TRACK: The complete running shop. Operated by runners for runners. Dolfin shorts, New Balance Trail. Largest selection of running gear in Southern California. Owned and operated by Gary Tuttle and Dan Ruffin. Inside Track, 1410 E. Main St., Ventura, CA 93003. (805) 643-1104.

CTN BACK ISSUES: All issues still available. \$1.00 each. Order by issue number or date. California Track News, P.O. Box 6103, Fresno, CA 93703.

RUNNER'S POSTER LOG: A 24" x 38" poster for recording, reference, and comparison of workout mileage and race information. Good until 1983. Also includes: pace charts, metric conversion table, injury care, health suggestions and more. Send \$4.95 to: MC Enterprises, P.O. Box 348, Cayucos, CA 93430.

MAKE MONEY: For your store, club or yourself. It's easy selling California Track News. 300% return on your money. Write for details: California Track News, attention Bulk Sales, P.O. Box 6103, Fresno, CA 93703. (209) 264-5847.

PLEASE MENTION TO ADVERTISERS THAT YOU READ ABOUT THEM IN CALIFORNIA TRACK NEWS. THANKS



BACK ISSUES

still available...

Send along \$1.00 for each issue

Complete your California Track News collection.....copies of all back issues are still available. All issues contain profiles, stories, results and pictures of California track and field action. Please order by date and/or issue number from California Track News, P.O. Box 6103, Fresno, CA 93703.

2,500 Women Stretch Legs In 10,000-Meter Exercise

by LUCRETIA STEIGER

reprinted with permission from the San Diego Union

It was about 7:30 in the morning, as wispy ground fog rose from the canyons of Balboa Park, hundreds of women runners in T-shirts and shorts began limbering up for the big race.

The second annual all-woman L'eggs-YWCA 10,000 (6.2 mile) Meter Run was about to begin. A little more than half an hour later, with Kaiser surgical nurse Laurie Binder, 31, first across the finish line, it would begin to wind down.

But now, as the sun grew warmer, Josie and Cece Smith, 6 and 8, began to hop up and down with excitement. Along with friends Chandra and Gena Turrentine, 8 and 7, they had gotten up early in the morning to be part of the estimated 2,500 female racers making the run.

"Josie was up at 3 a.m., she was so anxious," said her mother, Jennifer Smith, "but the girls run at Cardiff School and thought they'd like to try this as their first race."

All down the lines, as the runners waited for the starting gun, they talked about the race, the first for many of the women.

"Last year, I just wasn't into it that much," said one woman in a green-and-white T-shirt with the words "Turtles Try Harder" on the front, "but this year, it's exciting." Her friend in a "Run, Life's Worth It" T-shirt, nodded in agreement.

The sharp report of a gun cracked through the air, and the mass of runners began to surge forward, slowly at first, although all had cleared the starting line in 45 seconds. Then there was less talk and the continual solid sound of feet hitting pavement.

Past museum row, across Cabrillo Bridge, a giant loop around the west side of the park and double back to repeat it all again. Of the 2,163 official runners who had registered before the race, and a number of latecomers who couldn't register but ran anyway, 1,927 completed the 6-mile-plus course. Bess James of San Jacinto completed the race

in 1 hour, 13 minutes and 37 seconds to come in 1,860th, at 69 the oldest woman to finish, and the oldest entered.

Laurie Binder completed the race in 35 minutes and 37 seconds, a 4-minute drop from last year's time, said a L'eggs spokesman, who put Binder's better time down to better weather this year and a more level course. In second place was Vickie Cook, 14, of Northridge, with a time of 35 minutes,

58 seconds. Sue Krenn of San Diego, 28, who finished fourth last year, came in third this year at 36 minutes, 59 seconds. Sue Peterson of Laguna, 34, was fourth with a time of 37 minutes, 7 seconds.

Enthusiastic men and boys, who made up most of the sideline audience, helped cheer the women along the way.

"You can do it, Liz," one man called out; as he jogged beside the racers, "I know you can do it, honey."

Binder, who also came in first in the women's division of the Mission Bay Marathon this year to set the women's record for that event (her time - 2 hours, 47 minutes), said that she had been concentrating on building up her speed during daily practice runs.

"It's a dream come true that I won. I try to run every day." She added that her first "thrill of victory" would be to call husband, Tom, an engraver with National Steel and Shipbuilding Co. and tell him.

She said the most positive result would be the winner's expense-paid trip to New York, she said, to compete in a L'eggs race in June.

Whether winners or not, most of the women seemed to feel that just getting out and running was "very worthwhile," as Tammy Lopez said.

"I feel good, really good now," Lopez said after the race. "I run about 4 or 5 miles, 6 days a week, and I'm tired now, but I feel good."

For Cecelia Amaya, forced to stop running about halfway along the course by a bad cold, being oblivious to all the other runners is something that happens after about three miles of running.

"You just get a natural high, and you don't notice all the others. But maybe next year I can finish the race. I get a great lift from running."




photo by Diane Johnson

RESULTS:

1	Laurie Binder(San Diego)	35:37
2	Vicki Cook(Northridge)	35:58
3	Sue Krenn(San Diego)	36:58
4	Sue Petersen(Laguna Bch)	37:06
5	Debbie Lewis(Solana Bch)	37:10
6	Su Me Lee(Rialto)	37:34
7	Mary Caulder(San Diego)	37:44
8	Sarah Rankin(La Jolla)	38:05
9	Terri Brown(Escondido)	38:08
10	Jane Neils(Rch Sta Fe)	38:15
40 & Over Division:		
1	Dorothy Stock(La Mesa)	39:45
2	Betty Wood(San Diego)	42:03
3	Betty Hock(San Diego)	42:29

through the air, and the mass of runners began to surge forward, slowly at first, although all had cleared the starting line in 45 seconds. Then there was less talk and the continual solid sound of feet hitting pavement

Past museum row, across Cabrillo Bridge, a giant loop around the west side of the park and double back to repeat it all again. Of the 2,163 official runners who had registered before the race, and a number of latecomers who couldn't register but ran anyway, 1,927 completed the 6-mile-plus course. Bess James of San Jacinto completed the race

in 1 hour, 13 minutes and 37 seconds to come in 1,860th, at 69 the oldest woman to finish, and the oldest entered.

Laurie Binder completed the race in 35 minutes and 37 seconds, a 4-minute drop from last year's time, said a L'eggs spokesman, who put Binder's better time down to better weather this year and a more level course. In second place was Vickie Cook, 14, of Northridge, with a time of 35 minutes,


58 seconds. Sue Krenn of San Diego, 28, who finished fourth last year, came in third this year at 36 minutes, 59 seconds. Sue Peterson of Laguna, 34, was fourth with a time of 37 minutes, 7 seconds.

Enthusiastic men and boys, who made up most of the sideline audience, helped cheer the women along the way.

"You can do it, Liz," one man called out; as he jogged beside the racers, "I know you can do it, honey."

RESULTS:

1	Laurie Binder(San Diego)	35:37
2	Vicki Cook(Northridge)	35:58
3	Sue Krenn(San Diego)	36:58
4	Sue Petersen(Laguna Bch)	37:06
5	Debbie Lewis(Solana Bch)	37:10
6	Su Me Lee(Rialto)	37:34
7	Mary Caulder(San Diego)	37:44
8	Sarah Rankin(La Jolla)	38:05
9	Terri Brown(Escondido)	38:08
10	Jane Neils(Rch Sta Fe)	38:15
40 & Over Division:		
1	Dorothy Stock(La Mesa)	39:45
2	Betty Wood(San Diego)	42:03
3	Betty Hock(San Diego)	42:29



by BILL MINARIK

DONNA MAYHEW: Glendale College Freshman. Age 18: Height 5-3; Weight 140. Born June 20, 1960 in Dupont, Pennsylvania.

Best Marks: Javelin= 163-11; Shot Put= 38-2; Discus= 128-8. Coached by Diane Spangler.

While Donna Mayhew may not have the size of your average female javelin thrower, she is proof that there is no substitute for hard work, good coaching, and a strong arm. At the recent Bakersfield Invitational, she upped her own school record to 163-11 which is about 30 feet further than the winning mark at last year's state meet. She was also selected as "Athlete of the Meet" at Bakersfield.

Donna's association with the javelin began in the 9th grade. Her father, a track and field enthusiast, noticed what a

Donna Mayhew

good arm she displayed while playing softball and encouraged her to try throwing the spear. After purchasing a javelin, she went in search of a coach, and found nearby a real blue-chipper in the person of former Olympic Gold Medalist in the javelin, Edyth Mendyka. From then until the end of high school Donna threw in local AAU and All Comers competitions, steadily improving her marks. However, with the javelin not being on the high school program, Donna's efforts at Crescenta Valley High were confined to the shot put where she was overshadowed by some prodigiously competent teammates. After high school, Donna continued to receive top-notch coaching when she opted to attend Glendale College and train under former nationally ranked pentathlete and javelin thrower, Diane Spangler. And as if that wasn't enough, world renown decathlon coach, John Tansley, the mens coach at Glendale, made himself available for advice.

Anybody visiting the Glendale College campus during the week-days will have a good chance of seeing Donna going through her daily routine of running, throwing and lifting, as she spends every spare moment before, between, and after classes doing some phase of her training routine.



photo by Dave Shelburne

KEEPING track

It counts, this time. That is Dan Ripley's indoor pole vault record he earned in the U.S. - USSR dual meet at Fort Worth, March 3. His 18-5½ will stand as the World Record. Just four weeks earlier he had cleared that height only to have the record nullified by illegal standards. Of the record Ripley said, "I'd never competed for the U.S., so that really helped to get the adrenaline going. And then I had won at 18-0½, so I could concentrate on the record. My pole was too soft on the first vault, so I switched poles and made it on the second attempt. I didn't feel that good until the bar got to the record height. I really felt good on the jump and made it by 2-3 inches."

Ray Kring has done it again. A giant 47 page Allan Hancock College 1979 Track and Field booklet. Includes every imaginable statistic on the Hancock track program. Kring bills Allan Hancock College as the "J.C. Decathlon Capitol of America." He was very instrumental in initiating the J.C. Decathlon State Championship and remains active in promoting that event at all levels.

Compute-A-Shoe. For two dollars they will find the perfect shoe for your foot. Fill out a computer card, return it to them and they will tell you which running shoe is your best. For information write: Compute-A-Shoe, P.O. Box 99813, San Diego, CA 92109.

Phidippides Sports Center in San Diego will be conducting their final two running seminars in their series of ten. May 9 Ozzie Gontang will present "Psychology of Running," May 8 will consist of a panel discussion on "The Future of Running, Using Public Streets." For info: Phidippides Sports Center, 3740 Sports Arena Blvd. San Diego, CA 92110. (714) 222-7161.

The AAU has created a new post - National Track Coach/Coordinator: and

runner Ron Williams will run in the low 45s before the season ends. USC coach Vern Wolfe says All-American tailback Charles White has been running the quarter-mile in the low 48s and added that if White shows the same enthusiasm for track that he does for football, he could be a real asset to the team. White, a national prep record holder in the 330-yard hurdles at San Fernando High, is returning to track after a two-year lay-off. The Trojans need a 400-meter intermediate hurdler but Wolfe said White doesn't like the race.

The AAU has announced the complete staff for the US track and field team that will compete in World Cup II in Montreal this summer. Indiana University head coach Sam Bell will serve as the head coach for the event, which will take place August 24-26 at Montreal's Olympic Stadium. Will Stephens of Oregon State (previously Will's Spikettes) is one of the assistants. Bob Seaman of Cerritos is the head manager. The American team for World Cup II will be selected from the AAU outdoor nationals at Mt. SAC on June 15-17.

Kate Schmidt, the women's world record holder in the javelin is recovering from a dislocated shoulder suffered last spring and is definitely aiming for the 1980 Moscow Olympics. America's premier miler, Steve Scott, ran the 5,000 meter in the Meet of Champions and hit a 13:38. U.C. Irvine coach Len Miller said Scott ran the last lap in 64 seconds and could have run faster if had to. "Someday, Steve may go after the American Record (13:15.1, Marty Liquori) in the 5,000," Miller said.

Several Californians were ranked number one by Track & Field News in the 1979 US Indoor Rankings: Steve Scott in the 1500/mile; Dan Ripley in the pole vault; Ron Livers in the

weather track to go with it - one of the best high school track in the area and maybe the state. So the 11th running of the Invitational was more a celebration than a track meet, a chance for a school without an upper-class reputation to step up and show what it's got. As 46 schools and hundreds of competitors found out, it's got a lot. Everyone seemed to like the track, which accounted for meet records in all but one running event.

Ron Bahara, 4:09 miler from Newhall, is at San Diego State.... Jerry Jordan, the former Alameda JC sprint ace (20.65) has flunked out of Oregon State.... Robert Gaines, the hurdle speedster from JF Kennedy High, has dropped out of school at University of Washington.... Mike Simmons (10.44) has returned to USC after sitting out a year, while World Record holder Joao Oliveira, never showed up.... Mary Decker's hip injury is healing slowly in New Zealand.

After Greg Foster, the UCLA hurdler-sprinter, was disqualified for a false start in the 200 meter UCLA-Tennessee dual some of the Tennessee sprinters clapped in approval. Foster was visibly upset and even more so when he was reortedly taunted by some of the Vols. Fosters feelings were bruised. But an athlete in the stands, USC long-triple jumper Ken Hays was suffering more. He got into a fight he said he didn't provoke and injured his left shoulder. Hays, a transfer from Pasadena CC, is recovering from knee surgery and is expected to compete for USC in a few weeks. "I don't expect to get hurt while I'm watching a meet," said Hays, who had cuts under his eyes in addition to the shoulder injury.

Triple jumper Milan Tiff said, "I jumped 58-2 at the USA-USSR meet in Fort Worth, but an official took it away from me. He said I fouled. I argued the mark in the sand he'd

put down just beyond the board came from the pressure from the board, not my foot. In spite of it I feel my progress to 60 feet is steady.... Clancy Edwards, fastest man in the world last year in both the 100 and 200 meter dashes, says he's shooting for quality performances this season and will cut down on his quantity. The former Trojan sprinter who now runs for the Tobias Striders does not plan to duplicate his grueling schedule which saw him run in 55 open competitions from March to September in 1978. "I want to be ready for the Olympics," Edwards told the Southern California Track Writers at their weekly luncheon. "I'm just running in a few quality meets so as not to tire myself out running all over Europe Like I did last year."

San Geronio High School in San Bernardino has a unique situation on its girls track team - a family mile relay of Howard, Howard, Howard and Howard. The Howard sisters include Sherri, a junior who has run 53.7 quarter mile, Denean, a freshman, who has run 56.7; Artra, a senior, who has run a 2:18 half mile, and Tina, a sophomore. They came from Alaska when their father was transferred to Norton AFB. They recorded a superb 3:51.9 in the 1600 meter relay at the Arcadia Invitational.

San Jose State assistant coach Don Riggs had more than just a nice surprising win in the Long Beach dual meet steeplechase event. The winner was his son, freshman Jeff Riggs winning his first college victory - 9:40.4.... In the Stanford UCLA dual meet Cardinal jumper Darrin Nelson got off his best long jump of the season, 25-4½, but twisted his knee and had to withdraw from the rest of the meet. "We don't know how serious the injury is," said coach Payton Jordan. "It may be a pulled ligament. That's happened to him before, but it might be more serious."

NATIONAL HIGH SCHOOL CROSS COUNTRY CHAMPIONSHIPS

Open to all high school students: both boys and girls

5,000 meters for both boys and girls

December 8, 1979 Regional Qualifying Meet in the Bay Area

December 15, 1979 National Championship in San Diego

Expenses to National Meet provided to top seven in each regional meet

Sponsored by Kinney Shoes

and remains active in promoting that event at all levels.

Compute-A-Shoe. For two dollars they will find the perfect shoe for your foot. Fill out a computer card, return it to them and they will tell you which running shoe is your best. For information write: Compute-A-Shoe, P.O. Box 99813, San Diego, CA 92109.

Phidippides Sports Center in San Diego will be conducting their final two running seminars in their series of ten. May 9 Ozzie Gontang will present "Psychology of Running," May 8 will consist of a panel discussion on "The Future of Running, Using Public Streets." For info: Phidippides Sports Center, 3740 Sports Arena Blvd. San Diego, CA 92110. (714) 222-7161.

The AAU has created a new post - National Track Coach/Coordinator; and at the same time appointed Dr. Leroy Walker of Durham, North Carolina, to fulfill the role. In terms of a job description Walker's task will be to supervise the selection of both athletes and coaches for the U.S. national track and field teams - as well as coordinating athletics workshops, clinics, and training camps throughout the country.

Jim Martin, President of the Fresno Joggers, suffered a mild heart attack on January 20. Martin, age 58 and a lean 140 pounds was training for his 12th marathon. Runners like to believe Dr. Tom Bassler when he says that if you run marathons you will not have a heart attack; but tests indicate that Jim did indeed have one.

Sam Turner of Cal State L.A., the NCAA Division II 400-meter intermediate hurdles champion, may be lost for the season. He has an ankle injury....Ron Allice the coach at Long Beach City College predicts that 400

will be selected from the AAU outdoor nationals at Mt. SAC on June 15-17.

Kate Schmidt, the women's world record holder in the javelin is recovering from a dislocated shoulder suffered last spring and is definitely aiming for the 1980 Moscow Olympics. America's premier miler, Steve Scott, ran the 5,000 meter in the Meet of Champions and hit a 13:38. U.C. Irvine coach Len Miller said Scott ran the last lap in 64 seconds and could have run faster if had to. "Someday, Steve may go after the American Record (13:15.1; Marty Liq-uori) in the 5,000," Miller said.

Several Californians were ranked number one by Track & Field News in the 1979 US Indoor Rankings: Steve Scott in the 1500/mile; Dan Ripley in the pole vault; Ron Livers in the triple jump; Debbie Heald in the 1000; Francie Larrieu in the 1500/mile; Maren Seidler in the shot put; and Jodi Anderson in the pentathlon.... Former Fullerton Junior College star Mark Baughman now at University of Houston won the NCAA Indoor shot put title at 62-10. He said, "I was definitely trying to throw over 62 but really I'm a discus thrower. It's not that I take my shot lightly, it's just that I feel the disc is more natural for me."

The Bakersfield Californian has reported that history was made in February's Bakersfield Marathon - Sue Kinsey's 2:42:08 is the fastest marathon ever run by a woman in California breaking the old record of 2:42:32 set last year by Sue Peterson.

For 10 years the Gilroy Jaycees Invitational track and field meet had been a nice, quite gathering that did not attract much attention from anyone. But, if you could see it now. Gilroy High has a new campus and a new, all-

NATIONAL HIGH SCHOOL CROSS COUNTRY CHAMPIONSHIPS

Open to all high school students: both boys and girls

5,000 meters for both boys and girls

December 8, 1979 Regional Qualifying Meet in the Bay Area

December 15, 1979 National Championship in San Diego

Expenses to National Meet provided to top seven in each regional meet

Sponsored by Kinney Shoes

For More Information

Vern Gambetta
877 Washington Ave.
Albany, CA 94706

INTRODUCING

WOMEN'S TRACK WORLD


THE ONLY PUBLICATION IN THE WORLD
DEVOTED EXCLUSIVELY TO
WOMEN'S TRACK & FIELD ATHLETICS

Now back in publication, Women's Track World (formerly Women's Track & Field World) comes to you 10 times per year with the latest news, statistics, and features about women track athletes world-wide.

The cost? Only \$10.00 per year, \$18.00 for Air Mail delivery. Foreign subscriptions \$12.00 per year.

Send your check today to:

WOMEN'S TRACK WORLD
P.O. BOX 886
MENTONE, CA. 92359



NEW BALANCE
BROOKS
ETONIC
DOLFIN TRACKWEAR
PUMA
TIGER
STARTING LINE
SPORTS PUBLICATIONS
SOCCER SUPPLIES

"KEEPING PACE WITH YOUR RUNNING NEEDS"

DANNY RUFFIN
(805) 643-1104

GARY TUTTLE

1410 E. MAIN ST.
VENTURA, CA 93003

APRIL



SCHEDULE

- 19 Mt. San Antonio College Relays
Don Ruh, Track Coach, Mt. SAC,
1100 N. Grand, Walnut 91789.
- 20 CALIFORNIA INVITATIONAL
DECATHLON. Azusa. Marvin Mar-
dock, Track Coach, Azusa Pacific
College, Hwy 66 at Citrus Ave.,
Azusa 91702.
- 21 MT. SAC RELAYS MARATHON
Dr. Lee Goldstein, 520 E. Foothill
Blvd., Pomona 91767. (714) 621-
3952.
- 21 LIVERMORE 8.56 MILE RUN
10 am. Nick Winter, 40453 Dol-
erita Ave., Fremont 94538. (415)
651-4134.
- 21 WOODY WILSON RELAYS. Davis.
- 21 WOMEN'S WOODWARD PARK
RUN. 1½ & 3 mile, Fresno, 8 am
Ron Gates, (209) 237-3572.
- 21 ROTARY RIVER RUN. 1, 3, &
6 miles, Firebaugh, 10 am. Gary
Kinsey, 41030 W. Nees Ave.,
Firebaugh 93622.
- 22 FACULTY & STAFF TRACK
MEET. Hayward State University,
12 noon. Prof. Buckman, School
of Business, California State Uni-
versity, Hayward 94542. (415) 881-
3925.
- 22 RIVER RELAY. Lompoc. John
Perkins, 3304 Via Dona, Lompoc
93436.
- 22 GOLDEN GATE PARK 8 MILE
9:30 am. Ray Menzie, 12 Whittier
Ct., Mill Valley 94941. (415)
383-1428.
- 22 BUSCH CHARITY 10 KILO RUN
Busch Gardens, 8:30 am. Jeffrey
Foundation, 10k Run Committee,
P.O. Box 54851, Terminal Annex,
Los Angeles 90054.
- 22 RANCHO PARK 10 KILO RUN
8:30 am. Cris Conroy, 10524
Pico Blvd., Los Angeles 90064.
(213) 836-2233.
- 22 FRESNO FITNESS RUN. 6 mile.
- 29 BENEFIT RUN. 3 mile & 10
kilo. Glendale, 8 am. Bruce Mac-
Vicar, Glendale Guidance Clinic,
417 Arden Ave., Glendale 91203.
(213) 846-4633.
- 29 SPA-AAU 50 KILO CHAMPION-
SHIPS. Las Posas Hills, 6:30 am.
Ventura County TC, 852 Sharon
Dr., Camarillo 93010. (805) 482-
5360.
- 29 SANTA ROSA VALLEY 16 MILE
RUN. Same time, place and contact
as 50 kilo above.
- 29 SPA WOMEN TRI/PENTATHLON
CHAMPIONSHIPS. Pomona
College, 9 am. Rich Ede, 1424
Lyn oak Dr., Claremont 91711.
(714) 624-1484.
- 29 MT. DIABLO DISTURBANCE
HANDICAP. 6.6 miles, Walnut
Creek, 9 am. Jack G. Kirk, Star
Route, Mariposa 95338.
- 29 SANTA CLARA VALLEY SPR-
ING RUN. 6.1 & 10.8 miles. San
Jose 10 am. Ronald Landrum,
1201 Huntingdon Dr., San Jose
95129. (408) 252-0100.
- 29 REEDLEY 10 MILE RUN. Dave
Bronzan, 1173 W. Eymann, Reed-
ley 93654. (209) 638-4664.
- 29 LONG BEACH INVITATIONAL
Clif Abel, Track Coach, Cal State
University, 1250 Bellflower, Long
Beach 90840. (213) 498-4656.
- 30 MT. SAC DECATHLON. Don Ruh,
Track Coach, Mt. San Antonio
College, 1100 N. Grand, Walnut
- 5 CANYON COUNTRY 5 MILE
FUND RUN. Newhall-Valencia,
9 am. Dr. Russ Gray, 24877 Walnut
St., Newhall 91321 (805) 255-
0119.
- 6 GOOD SHEPHERD HOME 10
KILO. Ventura, 9 am. John E.
Hough, DDS, % Inside Track,
1410 E. Main St. Ventura 93003
(805) 643-1104.
- 6 VILLAGE 10 KILO. Westwood,
8:30 am. Rich Ede, 1901 Ave of
Stars, Los Angeles 90067
(213) 783-6381.
- 6 AVENUE OF THE GIANTS
MARATHON. If you haven't
entered, it's too late.
- 6 CLAREMONT SPRING RUNS (5
& 2 miles). Pomona College, 8:30
am. No pre-entry.
- 6 RUN FOR HOPE. 10 kilo, Cal
State, L.A., 9 am. Walt Williamson,
5151 University Dr., Los Angeles
90032. (213) 224-3254.
- 6 MUSCULAR DYSTROPHY 20
KILO RUN. U.C. Santa Barbara,
9 am. John Brennand, Box 6616,
Santa Barbara 93111.
- 6 RIDGE RUN. 8.7 miles, Feather
River Hospital, 1 pm. Director
Physical Fitness Program, 5974
Pentz Rd., Paradise 95969. (916)
877-9361.
- 6 AAU NATIONAL SENIOR & JUN-
IOR 30 KILO. Springdale, Ohio.
- 6 UCLA PEPSI INVITATIONAL @
UCLA. Al Franken, 8530 Wilshire
- 12 GUARDSMEN ANGEL ISLAND
RACE. 4.8 miles, Angel Island,
12 noon. Jeff Morris, 2952 Jackson
St., San Francisco 94115. (415)
788-2262.
- 12 WESTLAKE SCHOOL 10 KILO
Cheviot Hills. Kelly Higashi, 9708
Blantyre Dr., Beverly Hills 90210.
- 12 CALIFORNIA RELAYS. Modesto,
Tom Moore, P.O. Box 152,
Modesto 95353. (209) 524-3116.
- 12 GOLDEN GATE WOMEN'S CON-
FERENCE CHAMPIONSHIPS at
Sacramento State. Jerry Coleman,
Sacramento State 6000 'J' Street,
Sacramento 95819.
- 12 MENTAL HEALTH ASSOCIAT-
ION 10 KILO RUN. Van Nuys,
8:30 am. Rich Hall, 6305 Wood-
man, 211, Van Nuys 91403. (213)
780-1931.
- 12 MENTAL HEALTH ASSOCIAT-
ION 10 KILO RUN. Long Beach,
8:30 am. Glenn Putnam, 3248
Willow St., Long Beach 90806
(213) 426-6645.
- 12 HANSON DAM 10 MILE RUN
Arleta, 8 am. Marv Rowley, 17527
Orna Dr., Granada Hills 91344.
- 12 WITNESS TO FITNESS 10 KILO
Tustin, 8 am. Witness to Fitness,
%Tustin City Hall, 300 Centennial
Way, Tustin 92680.
- 12 PSA-AAU 100 MILE RUN. San
Diego State University track, 1 pm
Paul Hendricks, 220 'C' St., Chula
Vista 92010. Entries Close May 5.

22 GOLDEN GATE PARK 8 MILE RUN. 8:30 am. Ray Menzie, 12 Whittier Ct., Mill Valley 94941. (415) 383-1428.

22 BUSCH CHARITY 10 KILO RUN Busch Gardens, 8:30 am. Jeffrey Foundation, 10k Run Committee, P.O. Box 54851, Terminal Annex, Los Angeles 90054.

22 RANCHO PARK 10 KILO RUN 8:30 am. Cris Conroy, 10524 Pico Blvd., Los Angeles 90064. (213) 836-2233.

22 FRESNO FITNESS RUN. 6 mile. Athletic World, Western Village, Clovis 93612.

22 WOMEN'S WOODWARD PARK RUN. Ron Gates, 2237 N. Valeria, Fresno

27 SOUTHERN CALIFORNIA CONFERENCE CHAMPIONSHIPS. Cerritos, 1:30 pm.

28 SCAA COLLEGIATE WOMEN CHAMPIONSHIPS. Cal State Northridge. Chuck Debus, 18100 Pacific Coast Hwy., Malibu 90265. (213) 454-8675.

28 CONEJO VALLEY DAYS RABBIT RUN. 5 kilo & 10 kilo. Thousand Oaks, 8 am. Kay Jones, 401 W. Hillcrest Dr., Thousand Oaks 91360 (805) 497-1621.

28 SAN GERONIMO VALLEY RUN 10 kilo, 10 am. Rob Stieg, P.O. Box 283, Lagunitas 94938. (415) 488-4410.

28 HERBERT HOOVER MASTERS RELAYS. Van Parish, 148 Hedge Rd., Menlo Park 94625. (415) 325-7275.

28 PALOMAR YMCA HALF MARATHON (and 3 mile). Escondido, 8 am. Palomar YMCA, 1050 North Broadway, Escondido 92026 (714) 745-7490.

28 VALLEY CONFERENCE J.C. CHAMPIONSHIPS. Tulare, 1 pm.

28 SAN JOSE STATE INVITATIONAL.

29 RICHMOND-SAN RAFAEL BRIDGE RUN. 7.7 miles, 8 am, Larkspur Landing Bridge Run, 1276 'A' Street, Hayward 94541.

29 REEDLEY 10 MILE RUN. Dave Bronzan, 1173 W. Eymann, Reedley 93654. (209) 638-4664.

29 LONG BEACH INVITATIONAL Clif Abel, Track Coach, Cal State University, 1250 Bellflower, Long Beach 90840. (213) 498-4656.

30 MT. SAC DECATHLON. Don Ruh, Track Coach, Mt. San Antonio College, 1100 N. Grand, Walnut 91789. (714) 598-2811.

MAY

5 GOLDEN STATE MASTERS MEET. Porterville. Allen Nelson, Porterville College, 900 S. Main, Porterville 93257.

5 SOUTHERN CALIFORNIA COLLEGIATE WOMEN'S CHAMPIONSHIPS. U.C. Irvine, 11 am. Glenn Rouse, U.C. Irvine, Irvine 92717 (714) 833-6342.

5 CHEETAH INVITATIONAL. Mt SAC College, Walnut, 9 am. Richard Lewis, 1440 Douglas Dr., Pomona 91769. (714) 622-5470.

5 CAL WOMEN'S ALL COMERS U.C. Berkeley. Vern Gambetta, Women's Athletics, 103 Hearst Gymnasium, Berkeley 94720.

5 WEST COAST RELAYS. Fresno Dutch Warmerdam, Fresno State University, Fresno 93740.

5 NAIA DISTRICT III CHAMPIONSHIPS. Biola College. Colin McDougall, Track Coach, Biola College 13800 Biola Ave., La Mirada 90639.

5 CINCO DE MAYO 15 KILO RUN San Diego, 7:30 am. Cinco de Mayo Run, Southwest High School, 1685 Hollister St., San Diego 92154.

5 MOONSTONE DRIVE 4 MILE Cambria, 10 am. Mike Barnes, P.O. Box 2414, Harmony 93435 (805) 927-4892.

6 MUSCULAR DYSTROPHY 20 KILO RUN. U.C. Santa Barbara, 9 am. John Brennand, Box 6616, Santa Barbara 93111.

6 RIDGE RUN. 8.7 miles, Feather River Hospital, 1 pm. Director Physical Fitness Program, 5974 Pentz Rd., Paradise 95969. (916) 877-9361.

6 AAU NATIONAL SENIOR & JUNIOR 30 KILO. Springdale, Ohio.

6 UCLA PEPSI INVITATIONAL @ UCLA. Al Franken, 8530 Wilshire Blvd., Beverly Hills 90211. (213) 879-9210/474-5667.

10 CCAA COLLEGIATE CHAMPS at Mt. SAC College.

11 PCAA CHAMPIONSHIPS at San Jose State, 2 days.

12 EAST BAY REVIEW RUN. 5 kilo, Old Boat House, Lake Merritt, Oakland, 10 am. Roy Glassberg, 968 Regal Rd., Berkeley 94708. (415) 525-6658.

12 HANSON DAM 10 MILE RUN Arleta, 8 am. Marv Rowley, 17527 Orna Dr., Granada Hills 91344.

12 WITNESS TO FITNESS 10 KILO Tustin, 8 am. Witness to Fitness, %Tustin City Hall, 300 Centennial Way, Tustin 92680.

12 PSA-AAU 100 MILE RUN. San Diego State University track, 1 pm Paul Hendricks, 220 'C' St., Chula Vista 92010. Entries Close May 5.

12 WOODLAKE 4 MILE. Jesse Garcia, %Woodlake Police Dept., Woodlake

12 TWO PERSON 8 MILE RELAY. Fresno. Art Meyer, %FPTC, P.O. Box 6103, Fresno 93703. (209) 227-1807.

12 HART PARK 6 MILE HANDICAP Bakersfield. Larry Arnt, 5000 Belle Terrace, 72, Bakersfield 93309.

AUGUST 13 - 18



YOSEMITE

TRACK & CROSS COUNTRY CAMP

A mountain running camp for teams, families, and individuals of all ages. Co-ed.

Run along Yosemite National Park's trails!
Pole vault among the redwoods!
Be a part of this new and exciting camp!

\$95	for individuals	Swimming, fishing, horseback
\$85	for team members	riding, all sports, food, lodging,
\$80	for running family members	superior training, t-shirts, many extras. Space is limited to 120 and must be reserved by June 30.

FOR FREE BROCHURE WRITE: Merced College Community Services, 3600 M Street, Merced, California 95340.

- 12 GRANDFATHER GAMES. L.A. Valley College. George Ker, 16750 Index St., Granada Hills 91344 (213) 363-8588.
- 12 SPA-AAU TRACK & FIELD CHAMPIONSHIPS at UCLA. Bob Seaman, 19127 Wiersma, Cerritos 90701. (213) 926-5785.
- 12 PA-AAU MASTERS TRACK & FIELD CHAMPIONSHIPS. Los Gatos High School. Maynard Orme, P.O. Box 1328, Los Gatos 95030.
- 12 POMO RUN. 8 & 3 miles, Ukiah, 9:30 am. Mendocino College Community Services-Pomo Run, P.O. Box 3000, Ukiah 95482.
- 13 MOTHERS DAY RUN. 2 & 4 miles, Fresno, 7 am. Pat Moore, 1556 Loftus Lane, Fresno 93710 (209) 222-4431.
- 13 GOOD SPORT 5 & 10 KILOS ~~CANCELLED~~ San Fernando Valley. Doralde Lupoli, March of Dimes, 2600 Griffith Park Blvd., Los Angeles 90039. (213) 663-3985.
- 13 SALINAS MARATHON. 8 am Don A. Dugdale, 607 Kirkland Ave., Salinas 93901. (408) 422-1681.
- 13 POLICE ASSOCIATION 10 KILO Covina, 9 am. Joseph Lazzari, 734 S. Oak Tree Dr., Covina 91723. (213) 331-3391.
- 17 NAIA NATIONAL CHAMPIONSHIPS. Abilene, Texas. 3 days.
- 18 NORTHERN CALIFORNIA J.C. CHAMPIONSHIPS at Pleasant Hill, 4:30 pm.
- 19 SOUTHERN CALIFORNIA J.C. CHAMPIONSHIPS at Bakersfield.
- 19 RUN FOR LIFE 10 MILE. Fresno, 8 am. Mark Saltzman, Connecticut Mutual, 1540 E. Shaw Ave., Fresno 93710. (209) 226-7600.
- 19 C.I.F. SOUTHERN SECTION FINALS AT Cerritos, 12 noon.
- 19 STRIDERS MASTERS RELAYS Cal Poly Pomona, 12 noon. Bill Adler, 24730 Long Valley Rd., Hidden Hills 91302. (213) 347-8654.
- 24 C.I.F. CENTRAL SECTION FINALS. Memorial Stadium, Bakersfield.
- 24 NCAA II CHAMPIONSHIPS, Macomb, Illinois.
- 24 AIAW CHAMPIONSHIPS. Michigan State. Dr. Nell Jackson, Athletic Dept., Michigan State University, East Lansing, MI 48823.
- 25 C.I.F. SOUTHERN SECTION MASTERS MEET. Cerritos, 6:30 pm.
- 26 CORONA DEL MAR MASTERS RELAYS. Santa Ana College, 10 am. Dave Jackson, 19103 S. Andmark Ave., Carson 90746. (213) 638-7125.
- 26 L.A. CITY HIGH SCHOOL CHAMPIONSHIPS. Jim Cheffers, P.O. Box 307, Los Angeles 90051.
- 26 JUNIOR COLLEGE STATE CHAMPIONSHIPS. Memorial Stadium, Bakersfield.
- 26 AROUND THE BAY IN MAY 10 MILE. Newport Dunes, 8 am John Blair, 1162 Dorset, Costa Mesa 92626. (714) 546-3663.
- 26 MT. WILSON TRAIL RACE. Sierra Madre, 9 am. Dennis Yelland, Recreation Supervisor, 55 W. Sierra Madre Blvd., Sierra Madre 91024. (213) 355-7135.
- 27 SAN DIEGO COUGAR INVITATIONAL. San Diego State University, 2 days. Lenwood Williams, 2426 56th. St., San Diego 92105 (714) 263-7834.
- 27 INDIAN GULCH TO HORNITOS 5 & 10 miles, Merced. Frank Russell, Box 2462, Merced 95340.
- 27 HERITAGE DAYS HIGH DESERT MARATHON (& 10 Kilo). Antelope Valley College, 7:30 am Jim Schettig, 44711 North Cedar Ave., Lancaster 93534. (805) 948-4661.
- 27 TRAC 10 KILO RACE. Hellyer Park, San Jose, 10 am. Trac Shac, 1238 Wolfe Rd., El Camino-Wolfe Center, Sunnyvale 94087. 245-1381.

SIGN-UP NOW

FOR THE WORLD'S LARGEST RUNNING EVENT.



When you take part in National Run For Life Day, you'll be one of the many thousands of beginning and experienced runners in over 60 cities across the U.S. to participate in the world's largest running event.

But you'll be doing more than that. You'll also be supporting an extremely worthwhile cause. By raising pledges from sponsors in your community, for each mile you complete, you'll be helping the American Heart Association, the Road Runners Club, and Connecticut Mutual Life reach a one million dollar national goal.

The money you raise will be used locally for the research and prevention of this country's number one killer, heart disease.

Of course there is one more good reason. You'll be helping your own heart, too.

National Run For Life Day is for everyone. It's an untimed fun run for the whole family. So use the coupon below to register with your local office of the American Heart Association today. And you'll make many hearts feel better.

NATIONAL RUN FOR LIFE DAY
MAY 19, 1979




AMERICAN HEART ASSOCIATION

MAY 19, 1979
NATIONAL RUN FOR LIFE DAY
AMERICAN HEART ASSOCIATION • 3835 N. WEST • FRESNO, CA 93705 • 224-8215

YOU'LL MAKE MANY HEARTS FEEL BETTER.

I'd like to participate in National Run For Life Day. Enclosed is my \$3.00 registration fee, for which I will receive a National Run For Life Day T-shirt, button, and sponsorship forms. (You'll also be eligible for gift certificates and prizes.) My T-shirt size is: S, M, L, XL.

Name _____

Address _____

City _____ State _____ Zip _____

Make checks or M.O.'s payable to Run For Life Day.
American Heart Association
3835 N. West • Fresno, CA 93705 • 224-8215

- 4:30 pm.
- 19 SOUTHERN CALIFORNIA J.C. CHAMPIONSHIPS at Bakersfield.
- 19 RUN FOR LIFE 10 MILE. Fresno, 8 am. Mark Saltzman, Connecticut Mutual, 1540 E. Shaw Ave., Fresno 93710. (209) 226-7600.
- 19 C.I.F. SOUTHERN SECTION FINALS AT Cerritos, 12 noon.
- 19 STRIDERS MASTERS RELAYS Cal Poly Pomona, 12 noon. Bill Adler, 24730 Long Valley Rd., Hidden Hills 91302. (213) 347-8654.
- 19 PAC-10 CHAMPIONSHIPS at Tempe, Arizona, 2 days.
- 19 6 MILE RUN FOR SAFELY TOWN. Santa Barbara, 10 am Joan Moore, Box 416, Santa Barbara 93102. (805) 966-4324.
- 19 SAN JUAN CAPISTRANO 10 KILO. Donna Adam, 32400 Paseo Adelanto, San Juan Capistrano 92675. (714) 493-1171.
- 19 PA-AAU ONE HOUR RUN CHAMPIONSHIP, site to be announced (possibly at San Francisco State), 10 am. Tom Mann, 2661 Rollingwood Dr., San Bruno 94066. SASE only!
- 20 BAY TO BREAKERS. 7.6 miles, San Francisco, 7 am. Len Wallach, 1060 Continentals Way, No. 107, Belmont 94002. (415) 591-8327.
- 20 ROSE RUN. 7.4 miles, Santa Rosa, 10 am. David L. Wallace, 5225 Montgomery Dr., Santa Rosa 95405. (707) 538-1576
- 20 MISSION FIESTA RUN. 7 miles, LaPurissima Mission, Santa Paula Bill Arnerich, 3902 Rigel Ave., Lompoc 93436.
- 20 SPA ALL COMERS (WOMEN) at USC. Sherry Calvert, USC Women's Athletics, Heritage Hall, Los Angeles 90007. (213) 741-7693.
- 20 LAS POSAS HILLS 10 MILE HANDICAP. Connie Rodewald, 852 Sharon Dr., Camarillo 93010 (805) 482-5360.
- 20 KOREAN 10 KILO. Griffith Park, 8:30 am. Bourney S. Moon, 804 W. 169th. Place, Gardena 90247 (213) 732-5388.
- 27 INDIAN GULCH TO HORNITOS 5 & 10 miles, Merced. Frank Russell, Box 2462, Merced 95340.
- 27 HERITAGE DAYS HIGH DESERT MARATHON (& 10 Kilo). Antelope Valley College, 7:30 am Jim Schettig, 44711 North Cedar Ave., Lancaster 93534. (805) 948-4661.
- 27 TRAC 10 KILO RACE. Hellyer Park, San Jose, 10 am. Trac Shac, 1238 Wolfe Rd., El Camino-Wolfe Center, Sunnyvale 94087. 245-1381.
- 27 BRENTWOOD 10 KILO RUN Brentwood, 9 am. Brentwood 10 Kilo Run, P.O. Box 49016, Los Angeles 90049.
- 28 HANG TEN MARATHON. Los Angeles. Al Franken, 8530 Wilshire Blvd., Suite 203, Beverly Hills 90211.
- 28 MUHAMMAD ALI INVITATIONAL. Cerritos College. Harold Smith, 9701 Wilshire Blvd., Sutie 710, Beverly Hills 90212. (213) 659-8708.
- 28 AAU NATIONAL MASTERS 20 KILO CHAMPIONSHIPS. Washington, D.C.
- 28 PACIFIC SUN MARATHON. Kentfield, 8 am. Andrew M. Mecca, 180 Bella Vista, Belvedere 94920, SASE only!
- 31 NCAA I CHAMPIONSHIPS at Champaign, Illinois, 3 days.

JUNE

- 1 J.C. STATE DECATHLON CHAMPIONSHIPS. Santa Maria, 9 am.
- 1 SOUTHERN CALIFORNIA 24 HOUR ULTRATHON. Huntington Beach, 8 pm. Pat Downey, Box 348, Huntington Beach 92648 (714) 536-9415.
- 1 CALIFORNIA STATE HIGH SCHOOL CHAMPIONSHIPS. 2 days. Sacramento. Clarke Coover, P.O. Box 4246, Modesto (209) 529-6140.

I'd like to participate in National Run For Life Day. Enclosed is my \$3.00 registration fee, for which I will receive a National Run For Life Day T-shirt, button, and sponsorship forms. (You'll also be eligible for gift certificates and prizes.) My T-shirt size is: S, M, L, XL.

Name _____

Address _____


City _____ State _____ Zip _____

Make checks or M.O.'s payable to Run For Life Day.

American Heart Association

3835 N. West • Fresno, CA 93705 • 224-8215

- 2 BAKERSFIELD ONE HOUR RUN West High School. Larry Arnt, 5000 Belle Terrace, No. 72, Bakersfield 93309.
- 2 GREEK MARATHON. Orange county fairgrounds, 7:30 am. Nick Karnazes, 114 Avenida Cota, San Clemente 92672. (714) 492-3299.
- 3 ROUND THE RUNWAY FOOT-RACE. 7.6 miles and 3 miles, Moffet Field, 9:30 am. Ron Cosgrove 966-5448.
- 3 OCEAN TO CREEK RUN. 7.2 miles, Carpenteria, 10:30 am. Steve Lough, 945 Ward Dr., Sp. 182, Santa Barbara.
- 3 NATIONAL ASTHMA CENTER 10 KILO. Encino, 8 am. Gayle Hovet, 23345 Balmoral, Canoga Park 91307.
- 3 NCSTC MASTERS MEET. Ceres High School.
- 3 COMPTON INVITATIONAL. Darnell Mitchell, Compton College, 1111 Artesia Blvd., Compton 90224. (213) 635-8081.
- 9 CCA-AAU ONE HOUR RUN CHAMPIONSHIP. Visalia. Dave Bronzan 1173 W. Eymann, Reedley 93654.
- 9 FASHION SQUARE 10 KILO Santa Ana, 9 am. Johnelle Burroughs, Fashion Square, No. 2, Santa Ana 92701. (714) 542-2368.
- 9 LAKE TAHOE 72 MILE RELAY Robert DeCelle, P.O. Box 1606, Alameda 94501. (415) 523-2264.
- 9 NORTH AMERICA MASTERS CHAMPIONSHIPS. Ontario, Canada. Brian Oxley, 6 Felicity Dr., Scarborough, Ontario, Canada MLH-LE3.
- 9 CALIFORNIA STATE WOMEN'S AAU CHAMPIONSHIPS. Mt. SAC College, Walnut, 9 am. Pete Scanlan, 2925 Knoxville Ave., Long Beach 90815. (213) 421-2867.
- 10 AAU JR. & SR. PENTATHLON CHAMPIONSHIPS. UCLA, 9 am Rich Ede, 1424 Lyoak Dr., Claremont 91711. (714) 624-1484.
- 10 COSTA MESA 10 KILO. Estancia High School, Placentia, 8 am Charles Carr, Box 1200, Costa Mesa 92626. (714) 754-5300.
- 10 HIDDEN VALLEY 12 MILE HANDICAP. Newbury Park, 8:30 am. Connie Rodewald, 852 Sharon Dr., Camarillo 93010. (805) 482-5360.
- 10 SPA-AAU MASTERS CHAMPIONSHIPS. Cal State Northridge. Tom Sturak, P.O. Box 1602, Santa Monica 90406. (213) 399-2338.
- 15 AAU NATIONAL TRACK CHAMPIONSHIPS. 3 days. Mt. SAC College, Walnut.
- 16 PALOS VERDES MARATHON. 9 am. Charles Downing, 666 E. Ocean Blvd., No. 1106, Long Beach 90802. (213) 432-3941.
- 16 LAKE GREGORY 5 KILO. 2 days D. Ikenberry, Box 942, Rialto 92376. (714) 874-5480.
- 16 NEW TEMPLE PARK 8 MILE South El Monte, 9 am. George Pug, P.O. Box 9374, Glendale 91206.



- 17 OLYMPIC FUND 10 KILO RUN
Griffith Park, 8 am. Nancy Bretz,
Apple School, 4155 Russell Ave.,
Los Angeles 90027. (213) 660-
3714.
- 17 VALLEY OF THE FLOWERS
MARATHON & HALF MARA-
THON. Lompoc, 7:30 am. Lompoc
Parks & Recreation Dept., 105
S. C Street, Lompoc 93436. (805)
736-6515.
- 17 HOLY CITY RACE. 9.1 miles,
7:30 am. Ken Napier, 1612 Bear-
den, Los Gatos 95030. 379-1420.
- 17 FATHERS DAY RUN. 6 miles,
Fresno. Bob Fries, Fresno City
College, 1101 E. University, Fresno
93741. (209) 442-4600.
- 21 WWTC ALL COMERS TRACK
MEET. Clovis, 6:30. Sandy Mc
Pherson, 1023 Oxford, Clovis
93612. (209) 299-8495.
- 22 AAU JUNIOR NATIONAL CHAM-
PIONSHIP. Indiana University,
Bloomington. 3 days. Sam Bell,
Assembly Hall, Indiana University,
Bloomington, Ind. 47401. (812)
337-8583.
- 23 PARADE ROUTE RUN. 3 miles,
Lompoc. Joe Sciame, 1305 N.
Orchid, Lompoc 93436.
- 23 LAKE TAHOE MARATHON.
Incline Village, 8 am. Skip Young-
dahl, P.O. Box 3193, Incline
Village, NV 89450. (702) 831-
3197.
- 23 Y TO Y BENEFIT RUN. 2.1 &
5.3 miles, Pinole, 10 am. Kenneth
Stein, 3230 MacDonald Ave., Rich-
mond 94804. 234-1270.
- 23 BASIN BLUES 12 KILO RUN
Tapia Park, 8 am. Steve Adams,
17159 Kingsbury, Granada Hills
91344.
- 23 AAU JUNIOR DECATHLON
CHAMPIONSHIPS. Indiana Univ-
ersity.
- 23 MASTERS REGIONAL CHAMP-
IONSHIPS. Site unknown at this
time.
- 23 SPA WOMEN'S ALL COMERS

Book Review

...

GUIDE TO TRACK AND FIELD

INJURIES. Arnd Kruger and Helmut Oberdieck, 96 pages, paperbound, \$4.50.

Guide to Track and Field Injuries is a slim, but invaluable volume which seeks to fill the gap between the occurrence of an injury to a track and field athlete, and treatment by medical personnel.

What should the coach or athlete do when a sprinter "pulls" a hamstring muscle, or a weightman ruptures a tendon, or a distance runner sustains an ankle injury? Kruger and Oberdieck take us step-by-step through the treatment of these and many other injuries common in track and field, telling us in simple language what to do first, who to turn to for help, what the common mistakes in treatment of that particular injury are, and what follow-up treatment should be taken.

In a second section of the book, the authors focus on each individual event in track and field and discuss the common injuries particular to that event and their treatment.

Since so many of the injuries sustained by the track and field athlete happen far from trained medical personnel, *Guide to Track and Field Injuries* is an essential addition to every coach's and athlete's equipment bag.

...

A SCIENTIFIC APPROACH TO DISTANCE RUNNING

by David L. Costill

David Costill of Ball State University, one of the country's most famous exercise physiologists and researchers into distance training theory, has produced a book which is one of the major works in the field.

A Scientific Approach to Distance Running is for the jogger or runner who is serious about his/her running. It details in understandable language the latest research on distance running, and how it applies to your training.

Chapters cover the newest findings on aging, cardiac characteristics, aerobic capacity, fluid replacement, dietary requirements, how to prepare for competition, and hundreds of other facts the serious distance runner or jogger should know.

As Jim Fixx, the author of the best-selling *Complete Book of Running*, says in his introduction to Costill's work, "The runner who has studied it is sure to have an unfair advantage over his competitors who haven't."

...

SPRINTS & RELAYS: Contemporary Theory, Technique & Training by Jess Jarver, Editor. 128 pages, paperbound, \$6.50.

Renowned technical authority Jess Jarver has searched world-wide to find the latest in theoretical and practical information relating to the sprinting and relay events in track and field.

The Editor has selected 30 articles containing the latest in research findings from the Eastern European and Western track powers, plus practical articles on

urance, and relay technique. Many of these are original works, or ones which have been translated into English for the first time in this edition.

Sprints & Relays is not meant to be a comprehensive text: rather, its purpose is to present the latest in contemporary thinking on sprinting, with an effort made to show the differences of opinion about the sprints among the world's experts. Most of all, *Sprints & Relays* is geared to be of practical use for today's coaches and athletes.

...

HIGH SCHOOL TRACK 1979 by Jack Shepard & the Editorial Staff of Track & Field News. 64 pages, paperbound, \$2.00.

Once again, this exhaustive annual review of high school track and field details in full what happened during the 1978 indoor and outdoor seasons. In it are stories on the Athletes of the Year, Sanya Owolabi and Cheri Williams, coverage of the big end-of-year invitations, 1978 indoor and outdoor performance lists, all-time indoor and outdoor lists, plus the usual wealth of facts which make this such a unique publication.

And reflecting the huge increase in popularity of girls' track on the prep level, the 1979 Annual has yearly and all-time lists for women as well, making this truly the publication of record for prep track and field.

Any fan of either men's or women's high school track will find this an indispensable history of what happened in

- 23 **Y TO Y BENEFIT RUN.** 2.1 & 5.3 miles, Pinole, 10 am. Kenneth Stein, 3230 MacDonald Ave., Richmond 94804. 234-1270.
- 23 **BASIN BLUES 12 KILO RUN** Tapia Park, 8 am. Steve Adams, 17159 Kingsbury, Granada Hills 91344.
- 23 **AAU JUNIOR DECATHLON CHAMPIONSHIPS.** Indiana University.
- 23 **MASTERS REGIONAL CHAMPIONSHIPS.** Site unknown at this time.
- 23 **SPA WOMEN'S ALL COMERS USC,** 9 am. Sherry Calvert, USC Women's Athletics, Heritage Hall, Los Angeles 90007. (213) 741-7693.
- 28 **WWTC ALL COMERS TRACK** Clovis, 6:30 pm. Sandy McPherson, 1023 Oxford, Clovis 93612 (209) 299-8495.
- 29 **AAU NATIONAL AGE GROUP CHAMPIONSHIPS.** UCLA, 9 am 3 days. Calvin Brown, 228 E. Artesia Blvd., No. C, N. Long Beach 90805. (213) 632-6387.
- 30 **SENIOR OLYMPICS.** UC Irvine Warren Blaney, 5225 Wilshire Blvd., Los Angeles 90036. (213) 938-5548.
- 30 **ROUND THE ISLE RUN.** 1 & 3.6 & 10 miles, Encinal High School, 9 am. Robert E. DeCelle, P.O. Box 1606, Alameda 94501 (415) 523-2264.
- 30 **EXCELSIOR BEACH RUN.** 10 kilo, San Francisco, 10 am. Mike Conroy, 8 Heath Ct., Daly City 94015. SASE only!
- 30 **USA - USSR JUNIOR TRACK MEET.** 2 days. Bakersfield.



In a second section of the book, the authors focus on each individual event in track and field and discuss the common injuries particular to that event and their treatment.

Since so many of the injuries sustained by the track and field athlete happen far from trained medical personnel, *Guide to Track and Field Injuries* is an essential addition to every coach's and athlete's equipment bag.

...
A SCIENTIFIC APPROACH TO DISTANCE RUNNING by David L. Costill. 128 pages, soft cover, \$5.00.

...
SPRINTS & RELAYS: Contemporary Theory, Technique & Training by Jess Jarver, Editor. 128 pages, paperbound, \$6.50.

Renowned technical authority Jess Jarver has searched world-wide to find the latest in theoretical and practical information relating to the sprinting and relay events in track and field.

The Editor has selected 30 articles containing the latest in research findings from the Eastern European and Western track powers, plus practical articles on developing speed, power, speed end-

are stories on the Athletes of the Year, Sanya Owolabi and Cheri Williams, coverage of the big end-of-year invitationals, 1978 indoor and outdoor performance lists, all-time indoor and outdoor lists, plus the usual wealth of facts which make this such a unique publication.

And reflecting the huge increase in popularity of girls' track on the prep level, the 1979 Annual has yearly and all-time lists for women as well, making this truly the publication of record for prep track and field.

Any fan of either men's or women's high school track will find this an indispensable history of what happened in 1978.

Mailbag

SIMILAR PROBLEMS

I liked your "From the Editor" column in the March issue, where you wrote strong words about problems faced by athletes who aren't in school programs.

We have those very problems in the Northwest. I'm part of a group of people trying to start a new track club, Cascade. We have no money, of course. We had to come up with \$400 in up-front money just to order uniforms.

The local AAU does nothing for us. Their paid rep. doesn't answer the phone or the mail. We have a very hard time getting AAU cards and write to Indianapolis, and pray, for entry blanks to national meets.

Most decent local meets are put on by colleges which are pretty hostile to our participating in their meets. My long distance bill, just finding out when meets are and when they want entries, is terrible.

The University of Washington has threatened to call the police to prevent three of our local athletes from using their track to train. However, another club with business backing, Sports West, is allowed to use the track. Sports West's coach is women's coach for the school.

Thanks again for saying all this so directly.

Jack Pfeifer, Seattle, WA

LOSS OF CORRESPONDENT

I am sorry that I haven't sent you any Northern Section information lately. I have just moved to Spokane, Washington. I will be unable to serve as correspondent in this area any longer. Thank you very much for everything you have done for me. I appreciate it.

Britt Brewer, Chico

JOBS FOR RUNNERS

I read in CTN (March, 1979) about the problems we are having with our better runners getting jobs, etc. I am currently a personnel worker at Hewlett Packard. I cannot assure anyone a job here, but I am trying my best to get runners in. We start most assembly workers (I started there a year ago) at \$685 per month. There are good benefits as well as flexible hours to fit in training. For long distance runners

we even have on-site showers. (I run 9-10 miles at lunch every day.)

Santa Rosa is cooler than Fresno with a very good track at Santa Rosa Junior College. Pat Ryan allows club athletes to enter his JC meets. The Empire Runners put on monthly runs of 6 to 18 miles. There are almost weekly competitions in the county and fun runs on Saturday and Wednesday. We are only one hour drive from San Francisco.

So, if anyone is interested they can get in touch with me.

Glenn McCarthy, Hewlett Packard, 1400 Fountain Grove Parkway, Santa Rosa, CA 95404.

SEEKS HELP TO MEETS

I am a 47 second quarter miler and am only 16 years old. What I would like to know is are there any outdoor meets coming up in California that I might be able to get sponsored to?

James C. Scott, 3506 Woodbrook Ave., Baltimore, Maryland 21217

HUMBOLDT STATE UNIVERSITY

5th Annual Steeplechase & Cross Country Workshop

AUGUST 5-10 & 12-17, 1979

RUN IN THE COOL CLIMATE OF HUMBOLDT COUNTY WITH BEACHES, REDWOOD TRAILS AND HILLS

OPEN TO BOYS AND GIRLS AGES 14 to 90

Train under the direction of Jim Hunt, cross country and track coach at Humboldt State University; with expert counselors headed by Gary Tuttle, Chuck Smead, Jackie Hansen, Bill Scobey, Tom Sturak, Vince Engle, and others.

Jim Hunt is a successful and well-known distance running coach. He is a frequent speaker at clinics and workshops around the country. His Lumberjack cross country teams at Humboldt State have consistently placed high in the NCAA III Cross Country Championships.

Stay for one week, or for both weekly sessions. Open to all age groups 14 and up, including masters. A perfect family vacation type setting. Special family rates are available.

For more information and registration forms write to:

Continuing Education
Humboldt State University
Arcata, CA 95521
CALL: (805) 643-1104



For more information and registration forms write to:

Continuing Education
Humboldt State University
Arcata, CA 95521
CALL: (805) 643-1104



Why CROSS COUNTRY?

by JESS ARRIAGA

Teenage violence is on the increase among American boys and girls. Alcohol and drug abuse is on the rise. Many teenagers have lost the feeling of belonging to society and have instead joined one of the increasing number of gangs. A large segment of our teenage population seems in need of a direction in their lives - something to which they can devote their time and effort. Educators, administrators, law enforcement people, and the media have spent a considerable amount of time examining these problems of today's youth. Much money has been spent at the local, state, and federal level on new and innovative approaches aimed at meeting this growing challenge.

At this seemingly crucial time in the fight against juvenile delinquency the school districts in this state are considering cutting back or even eliminating one of the major deterrents to such anti-social behavior - organized interscholastic athletics. One of the sports that seems to be at or near the top of the list of those that are expendable (3rd in the CIF Section Questionnaire) is cross country. This is because cross country has never been one of the "glamour sports." It does not raise large amounts of revenue like some sports do. It does not dominate sports page headlines.

It is not even a professional sport. So why shouldn't cross country be eliminated?

Cross country should not be cut out or even cut back because more than any other sport it has the potential to help fight juvenile delinquency. The reason that the word "potential" is used is because traditionally cross country has been treated like a second class sport. Little effort has been made to get experienced coaches in most schools. School papers, rallies, and other activities have not given cross country the same notice as other sports. Often physical education teachers and coaches have considered cross country for "pansies" who were "chicken" to go out for football. Consequently, this lack of status associated with cross country has discouraged many good athletes from participating. Cross country really hasn't been given a chance in many schools.

If cross country were given an equal chance in all schools it could and would directly effect the incidence of juvenile delinquency in many ways. First of all, cross country teaches moral standards as high as any sport. The successful runner is a dedicated athlete. He or she finds that they must train hard and consistently. They often must train all year around to realize their full potential. Drinking and smoking are out for the serious cross country runner, as are any

other drugs, because they negatively affect running performance. Good diet and sleep habits are important also. The long distance runner learns to take pride in his or her body and finds that good health habits along with a rigorous training schedule are rewarded by good running performances. The runner develops a good feeling when running, commonly known as "runner's high." Cross country helps to build disciplined young men and women who have self esteem. They learn to appreciate hard work and it's rewards along with the natural high of running as opposed to the unnatural highs of alcohol and other drugs.

In addition to all of these fantastic things that cross country can do for the mind and the body of the runner, there is another great thing about cross country - almost anyone can do it. Cross country does not favor the naturally gifted athlete as much as other sports. The less gifted athlete can overcome his or her lack of natural ability through regular training. The history of cross country is full of stories of less talented athletes becoming world class performers. As Dr. George Sheehan would say, "Through running everyone can become an athlete." If cross country is eliminated, many potential athletes at the high school level will have to turn to other things besides athletics.

Realistically speaking, no sport should be cut or cut back until qualified coaches have been given the chance to initiate interest. The financial difference in running athletic programs at the high school level as compared to the cost of juvenile delinquency is far greater, not to include moral aspects taught in athletics.

Now, more than ever, is the time to encourage cross country. Long distance running is by far the fastest growing

sport in this country. It is finally gaining the status that it deserves. The physical benefits of running along with the excitement of running competition are becoming increasingly well known to the American public. More than any other high school sport it is one that can be continued throughout life to the great benefit of the individual without any special equipment or facilities. Cross country running is finally coming of age in this country.

When one examines all of these benefits offered by cross country, at the high school level, the costs of such a program seem miniscule indeed. Cross country has traditionally thrived on budgets that would not even be considered by other sports. This is a sport that requires no special training or meet area. No practice gear is usually provided by the school. Insurance is among the lowest for high school sports. All that is really needed, and all that has usually been provided, is a coach, a few uniforms, insurance, and transportation to meets. Cross country has been and will continue to be an inexpensive sport.

The school district that decides that cross country is well worth the small price tag, should promote it the same way that it does other major sports. Where qualified coaches aren't present, the ability to coach cross country should be used as a criterion when hiring teachers. There are many well qualified teachers who were cross country runners in college.

Often it has been asked, "Can we afford to continue sports like cross country?" With the needs of today's youth, and the potential that cross country has for meeting these needs, we must ask ourselves, "Can we really afford to eliminate sports like cross country?"

boys

50 METERS

- Cal record: 5.4 Bill Gaines (San Jose) 68
- 5.81 Raymond Threatt (Pittsburg) SF
- 5.81 Bill Green (Cubberley, Palo Alto) SF
- 5.92 Ted White (Richmond) SF
- 6.12 Tommy Ford (Logan, Union City) SF

60 YARDS

- CR: 6.34 Tony Pitts (Valley, Santa Ana) 78
- 6.38 Leon Reed (Banning, Los Angeles) SUN
- 6.40 Ray Mosley (Norte Del Rio, Sacramento)
- 6.41 Howard Hawkins (Warren, Downey) SUN
- 6.44 Michael Sanford (Pasadena) SUN
- 6.48 Ken Fowler (Fontana) SUN
- 6.50 Kipper Bell (Henry, San Diego) SD
- 6.56 Billy Ervin (Morse, San Diego) SD
- 6.62 John Cooper (Escondido) SD
- 6.65 Brown (Madison, San Diego) SD

60 METERS

- 6.76 Michael Sanford (Pasadena) ALI
- 6.81 Person (Poly, Long Beach) ALI
- 6.85 Cole (Garey, Pomona) ALI
- 6.85 Howard Hawkins (Warren, Downey) ALI

300 YARDS

- 32.0 Ray Mosley (Norte Del Rio, Sacramento)

440 YARDS

- 50.6 Bill Green (Cubberley, Palo Alto)

500 YARDS

- CR: 57.4 Milton Mitchell (Lincoln, San Diego) 70
- 57.7 Bill Green (Cubberley, Palo Alto) SD
- 57.9 Green SUN
- 58.5 Tony Banks (Morse, San Diego) SUN
- 58.8 Michael Turner (Centennial, Compton) SUN
- 58.9 *Victor Townsend (Poly, Long Beach) SUN
- 60.0 Archie Carter (Locke, Los Angeles) SUN
- 60.2 Michael Adkins (Bonita Vista, Chula Vista)
- 60.4 ***Troy Delemar (Pasadena) SUN
- 60.5 Randy Paterson (Berkeley) SUN
- 61.1 Gikas (El Camino Real, Woodland Hills) SUN
- Banks SD
- 61.6 Adkins SD
- 61.8 Sanford (Henry, San Diego) SD
- 62.1 Perry (Fremont, Los Angeles) SUN
- 62.2 Gerdine (Nogales, La Puente) SUN
- 62.6 Ellington (El Camino, Oceanside) SD



1979

California

HIGH SCHOOL

INDOOR

RANKINGS

by KEITH CONNING

INDOOR MEETS

- Muhammed Ali, Long Beach 1-6-79 (ALI)
- Sunkist, Los Angeles 1-20-79 (SUN)
- Examiner, Daly City 1-26-79 (SF)
- L.A. Times, Inglewood 2-3-79 (LAT)
- Jack In The Box, San Diego 2-16-79 (SD)
- Oregon, Portland 2-27-79 (ORE)
- AAU Championships, New York 2-23-79 (AAU)

KEY:

- * = junior
- ** = sophomore
- CR = California Record

- 9:27.9 Steve Strangio (Mission San Jose, Fremont)
- 9:30.6 Jay Marden (Mission San Jose, Fremont) SF
- 9:31.0 David Royal (Petaluma) SF

60 HIGH HURDLES

- CR: 7.1 Al Hall (Morningside, Inglewood) 71
- 7.77 Love (Bell) SUN
- 7.83 Pat Nash (Escondido) SD
- 7.89 Stone (Helix, La Mesa) SD
- 8.35 Gallimore (Blair, Pasadena) SUN
- 8.44 Matthias (Bonita Vista, Chula Vista) SD

640 RELAY



photo by Keith Conning

TED WHITE

HIGH JUMP

- CR: 7-0 Dennis Smith (Santa Monica), and Bill Hice (Oakland) 77
- 6-10 Lee Balkin (Glendale) SUN
- 6-10 George Steelman (Yucaipa) SUN
- 6-8 Carsie Fairman (San Pedro) SUN
- 6-8 Frank Schiefer (Madison, San Diego) SUN
- 6-6 Schiefer SD
- 6-4 Heintschel (Escondido) SD
- 6-2 Bergen (Granite Hills, El Cajon) SD
- 6-0 Kane (Poway) SD

POLE VAULT

- CR: 16-3/4 Paul Wilson (Warren, Downey) 65
- 15-0 Tim McIntyre (Los Alamitos) SUN
- 14-6 Clark Eliot (Bellflower) SUN
- Greg McTee (Arcadia) SUN
- Rocky Wilson (Indio) SUN
- 14-0 Mike Kenison (Mills, Millbrae) SF
- Greg Ellis (Menlo-Atherton) SF
- 13-6 Warren Jaques (Del Mar, San Jose) SF
- Kobert Crumpler (Menlo-Atherton) SF
- 12-6 Reid (El Cajon) SD
- Thorpe (Mt. Miguel, Spring Valley) SD
- 12-1 1/2 Edmonson (Santana, Santee) SD

LONG JUMP

- CR: 26-2 Jerry Proctor (Muir, Pasadena) 67

61.6 Adkins SD
 61.8 Sanford (Henry, San Diego) SD
 62.1 Perry (Fremont, Los Angeles) SUN
 62.2 Gerdine (Nogales, La Puente) SUN
 62.6 Ellington (El Camino, Oceanside) SD

** = sophomore
 CR = California Record



photos by Don Gosney

RAYMOND THREATT




photo by Don Gosney

BILL GREEN

880 YARDS

1:53.0 Jeff West (Crenshaw, Los Angeles) SD
 1:55.5 Phil Shirley (Notre Dame, Sherman Oaks)
 1:56.5 *Pete Quinonez (Tulare) SD
 1:57.0 Jim Brennan (El Camino, Oceanside) SD

1,000 YARDS

2:16.5 Phil Shirley (Notre Dame, Sherman Oaks)
 2:16.7 David Mack (Locke, Los Angeles) SUN
 Jeff West (Crenshaw, Los Angeles) SUN
 2:17.5 Plapp (Kennedy, LP) SUN
 2:18.4 Chuck Steak (Newport Harbor, Newport)
 2:18.8 *Pete Quinonez (Tulare) SUN
 2:19.2 Reeder (Arcadia) SUN

1,500 METERS

CR: 3:46.6 Thom Hunt (Henry, San Diego) 76
 3:50.8 David Mack (Locke, Los Angeles) ALI
 3:50.9 Jeff West (Crenshaw, Los Angeles) ALI
 3:52.3 Jeff Nelson (Burbank) ALI
 3:53.7 Paul Medvin (University, Los Angeles)
 3:54.4 Chuck Assumma (Eisenhower, Rialto) ALI

MILE

CR: 4:02.7 Thom Hunt (Henry, San Diego) 76
 4:11.7 Paul Medvin (University, Los Angeles)
 4:12.0 Medvin SUN
 4:12.9 Ron Roberts (Morse, San Diego) SD
 4:15.4 Roberts SUN
 4:17.2 Whitcomb (Helix, La Mesa) SD

4:17.6 Vandereems (Mission Viejo) SD
 4:18.8 Vandereems SUN
 Fields (Granada Hills) SUN
 4:21.4 Cathey (Saugus) SUN
 4:21.6 B. Shirley (Notre Dame, Sherman Oaks) SUN
 4:21.9 Leibovitch (Chatsworth) SUN
 4:22.4 Sappenfield (Santa Barbara) SUN
 4:22.8 Harris (Eisenhower, Rialto) SUN

2 MILE

CR: 8:52.4 Thom Hunt (Henry, San Diego) 76
 8:42.7 Jeff Nelson (Burbank) SD
 8:55.1 Nelson SUN
 9:03.0 Chuck Assumma (Eisenhower, Rialto) LAT
 9:03.1 Paul Medvin (University, Los Angeles) LAT
 9:06.0 Assumma SUN
 9:08.1 Lin Whatcott (Burbank) SD
 9:09.3 Tom Downs (Skyline, Oakland) SUN
 9:09.5 Ken Ernst (El Dorado, Placentia) SUN
 9:10.3 Matt Blaty (Marina, Huntington Beach) LAT
 9:11.0 Blaty SUN
 9:11.9 Jeff Woodland (La Jolla) SD
 9:12.0 Ron Roberts (Morse, San Diego) LAT
 9:13.1 Gonzales (St. John Bosco, Bellflower) LAT
 9:14.0 Whatcott SUN
 9:15.4 Bill Cleves (Helix, La Mesa) SD
 9:16.7 Gonzales SUN
 9:18.5 M. Ebner (Bishop Amat, La Puente) SUN
 9:18.6 Bertolino (Granite Hills, El Cajon) SD
 9:19.2 J. Roberts (Morse, San Diego) SD
 9:20.6 Lubsen (Millikan, Long Beach) SUN
 Jones
 9:22.0 Brennard (San Marcos, Santa Barbara) SUN
 9:22.9 Caprioglio (Chatsworth) SUN

9:27.9 Steve Strangio (Mission San Jose, Fremont)
 9:30.6 Jay Marden (Mission San Jose, Fremont) SF
 9:31.0 David Royal (Petaluma) SF

60 HIGH HURDLES

CR: 7.1 Al Hall (Morningside, Inglewood) 71
 7.77 Love (Bell) SUN
 7.83 Pat Nash (Escondido) SD
 7.89 Stone (Helix, La Mesa) SD
 8.35 Gallimore (Blair, Pasadena) SUN
 8.44 Matthias (Bonita Vista, Chula Vista) SD

640 RELAY

1:06.5 Pasadena SUN
 1:06.6 Morse, San Diego SD
 1:06.7 Compton SUN
 1:07.0 Gardena SUN
 1:07.2 Crenshaw, Los Angeles SUN
 1:07.6 Garey, Pomona SUN
 1:07.7 Chatsworth SUN
 1:07.9 Jefferson, Los Angeles SUN
 1:07.9 Monroe, Sepulveda SUN
 1:08.0 Poly, Long Beach SUN
 Sweetwater, National City SD
 1:08.4 Bakersfield SUN
 Fremont, Los Angeles SUN
 1:08.8 Pt. Loma, San Diego SD
 1:09.0 El Camino, Oceanside SD
 1:09.4 Marshall, Pasadena SUN
 1:11.7 Escondido SD
 1:11.8 Oceanside SD
 1:12.1 Madison, San Diego SD
 Monte Vista, Spring Valley SD

1600 METER RELAY

3:23.0 Poly, Long Beach ALI
 3:24.6 Pasadena ALI
 3:28.0 Fontana ALI
 3:30.3 Fremont, Los Angeles ALI

4x440 RELAY

3:28.0 Morse, San Diego SD
 3:28.8 Poly, Long Beach SUN
 3:28.9 Newport Harbor, Newport Beach SUN
 3:29.7 Locke, Los Angeles SUN
 3:31.1 Fremont, Los Angeles SUN
 3:31.5 Valhalla, El Cajon SD
 3:32.9 Muir, Pasadena SUN
 3:33.1 Fontana SUN
 Pasadena SUN
 3:33.3 Crenshaw, Los Angeles SUN
 3:34.3 Bonita Vista, Chula Vista SD
 3:34.4 Garey, Pomona SUN
 3:35.7 Cabrillo, Lompoc SUN
 3:36.1 Bakersfield SUN
 Beverly Hills SUN
 3:36.7 Henry, San Diego SD
 3:38.2 Vista SD
 3:38.5 Helix, La Mesa SD
 3:39.5 La Jolla SD
 3:41.6 Chula Vista SD
 3:43.9 Grossmont, La Mesa SD

4x880 RELAY

8:14.5 Foothill, Santa Ana SUN
 8:20.0 Burbank SUN
 8:23.7 Upland SUN
 8:26.8 Highlands, Sacramento SF
 8:27.1 Loara, Anaheim SUN
 8:27.4 Homestead, Sunnyvale SF
 8:32.1 Skyline, Oakland SF
 8:32.5 Berkeley SF

6-8 Schiefer SD
 6-4 Heintschel (Escondido) SD
 6-2 Bergen (Granite Hills, El Cajon) SD
 6-0 Kane (Poway) SD

POLE VAULT

CR: 16-3/4 Paul Wilson (Warren, Downey) 65
 15-0 Tim McIntyre (Los Alamitos) SUN
 14-6 Clark Eliot (Bellflower) SUN
 Greg McTee (Arcadia) SUN
 Rocky Wilson (Indio) SUN
 14-0 Mike Kenison (Mills, Millbrae) SF
 Greg Ellis (Menlo-Atherton) SF
 13-6 Warren Jaques (Del Mar, San Jose) SF
 Kobert Crumpler (Menlo-Atherton) SF
 12-6 Reid (El Cajon) SD
 Thorpe (Mt. Miguel, Spring Valley) SD
 12-1 1/2 Edmonson (Santana, Santee) SD

LONG JUMP

CR: 26-2 Jerry Proctor (Muir, Pasadena) 67
 23- 1/2 Ken Fowler (Fontana) SUN
 22-9 1/2 Anthony Evans (South Gate) SUN
 22-1 1/2 Bennett (Chaffey, Ontario) SUN
 21-10 1/2 Joe Jimmerson (Morse, San Diego) SD
 21-10 Lee (Poly, Long Beach) SUN
 21-7 1/2 Pat Cabulagan (Sweetwater) SD
 20- 1/2 Dwayne Freske (Granite Hills, El Cajon)

TRIPLE JUMP

CR: 50- 1/2 Randy Williams (Edison, Fresno) 71
 49-0 Henry Ellard (Hoover, Fresno) SUN
 47-5 Tyrone Portee (Clovis) SUN
 46-3 1/2 Faison (Banning, Los Angeles) SUN
 44-3 1/2 Cowan (Fountain Valley) SUN

girls

50 METERS

CR: 6.3 Elaine Parker (Oceana, Pacifica) 78
 6.50 **Sharon Ware (Berkeley) SF
 6.64 Marian Franklin (Balboa, San Francisco)
 6.67 *Kim Webster (Berkeley) SF
 6.72 Qwendolyn Ward (Hogan, Vallejo) SF
 6.73 **Tanaya King (Berkeley) SF
 6.76 Cindy Quarles (Leland, San Jose) SF
 6.77 Tina Woodson (Lincoln, San Francisco)

60 YARDS

7.01 Alice Brown (Muir, Pasadena)

300 METERS

43.2 *Kim Webster (Berkeley) SF

440 YARDS

54.8 Arlise Emerson (Westminster)

500 YARDS

1:06.1 Arlise Emerson (Westminster) ORE
 1:08.0 Marquita Belk (Live Oak, Morgan Hill)
 1:09.4 Janice Smith (Poly, Long Beach) SUN
 1:09.9 Lori White (Manual Arts, Los Angeles)
 1:10.0 Harper (Fremont, Los Angeles) SUN
 1:11.1 Burkhart (Estancia, Costa Mesa) SUN

880 YARDS

- 2:20.4 Linda Goen (North, Bakersfield) SUN
- 2:20.4 Patcha (Valencia, Placentia) SUN
- 2:22.2 Kneeshaw (Foothill, Santa Ana) SUN
- 2:22.2 Ringer (Edison, Huntington Beach) SUN
- 2:22.6 Demmelmeier (Lynbrook, San Jose) SUN
- 2:22.6 Debbie Lee (Castro Valley) SUN
- 2:23.0 Diane Kenny (Novato) SUN

1,000 YARDS

- 2:48.8 **Debbie Jacquess (Valhalla, El Cajon) SD
- 2:53.3 Cheshire (Mission Bay) SD
- 2:53.4 Stempien (Henry, San Diego) SD
- 2:57.4 Hawkes (San Dieguito, Encinitas) SD

1,500 METERS

- 4:30.4 Michelle Bush (Rolling Hills) ALI

MILE

- CR: 4:38.5 Debbie Heald (La Mirada) 72
- 4:56.9 Linda Goen (North, Bakersfield) SUN
- 4:57.3 *Roxanne Bier (Independence, San Jose) SF
- 4:58.4 **Kerry Brogan (Los Altos)
- 4:59.6 Vickie Cook (Chaminade, Canoga Park) SUN
- 4:59.8 Michelle Bush (Rolling Hills) SUN
- 5:00.0 Cheryl Flowers (Valhalla, El Cajon) SD
- 5:01.5 Flowers SUN
- 5:05.4 Deegan (Alemany, Mission Hills) SUN
- 5:08.0 Renee Ortiz (Western, Tulare) SUN
- 5:08.9 Sherry Torrens (El Camino Real) SUN
- 5:13.9 Teri Brown (San Pasqual, Escondido) SD
- 5:15.6 Lucia Rodriguez (Helix, La Mesa) SD
- 5:15.8 Spotts (Redondo, Redondo Beach) SUN
- 5:15.9 Karamatsos (Righetti, Santa Maria) SUN
- 5:18.5 Sue Galley (Monte Vista, Spring Valley) SD
- 5:18.6 Tanner (Vista) SD
- 5:19.1 Vicky Bray (Los Altos) SUN
- 5:23.5 Goen LAT

60 YARD HURDLES

- 8.31 Tonya Alston (Chico) SF
- 8.42 **Sherifa Sanders (Berkeley) SF
- 8.46 *Alesia Sweeney (Tamalpais, Mill Valley) SF

640 YARD RELAY

- National Record: 1:15.7 Crawford, San Diego 78
- 1:14.1 Berkeley (Kim White, **Sherifa Sanders, **Sharon Ware, *Kim Webster) SUN
- 1:14.1 Poly, Long Beach (Carla Miles, Debra Rambo, Eone Paige, Jackie Randolph)
- 1:14.9 San Diego Cougars SD
- 1:15.6 Fremont, Los Angeles SUN
- 1:15.8 Crenshaw, Los Angeles SUN
- 1:16.2 Crawford, San Diego SD
- 1:17.1 Westchester, Los Angeles SUN
- 1:17.9 Morse, San Diego SD
- 1:18.9 Henry, San Diego SD
- 1:19.5 Jordan, Los Angeles SUN
- 1:20.2 Mt. Carmel, San Diego SD
- 1:20.4 El Camino, Oceanside SD
- 1:21.5 Southwest SD
- 1:21.6 Mt. Miguel, Spring Valley SD
- 1:21.8 San Diego SD

MILE RELAY

- 4:12.2 Valhalla, El Cajon SD
- 4:16.0 Mission Bay, San Diego SD
- 4:16.1 Hoover, San Diego SD
- 4:19.6 Hogan, Vallejo SF
- 4:21.5 Acalanes, Lafayette SF
- 4:21.6 Coronado SD
- 4:22.7 Bonita Vista, Chula Vista SD
- 4:23.0 Helix, La Mesa SD
- 4:24.9 Berkeley SF
- 4:25.9 Chula Vista SD
- 4:28.3 Madison, San Diego SD
- 4:42.8 Brawley SD
- 4:44.6 Sequoia, Redwood City SF
- 4:48.6 El Cajon SD

4x880 RELAY

- 10:17.4 Marin Catholic, Kentfield SF
- 10:24.6 Mission San Jose, Fremont SF
- 10:31.8 Foothill, Sacramento SF
- 10:35.8 Berkeley SF

LONG JUMP

- CR: 19-8 3/4 *Gwen Loud (Westchester, Los Angeles) 78
- 19-7 3/4 Gwen Loud (Westchester, Los Angeles) AAU
- 19-3 1/2 Loud ALI
- 18-5 **Sherifa Sanders (Berkeley) SF
- 16-9 3/4 Kalaba (Ramona) SD
- 15-10 1/2 Grauf (La Jolla) SD
- 15-10 1/2 Banks (Oceanside) SD



CONSIDER

**Fresno
Pacific
College**



EXCELLENCE



photo by Keith Conning

EILEEN BRENNAN



photo by Don Gosney

MARIAN FRANKLIN

EXCELLENCE

- In Christian Commitment
- In Academic Quality

FRESNO PACIFIC offers you ■ an accredited B.A. degree program in a broad choice of the liberal arts and pre-professional areas ■ an individualized approach to learning, with a caring faculty ■ friendship with 500 other students pursuing personal excellence

Office of Admissions
 FRESNO PACIFIC COLLEGE
 1717 South Chestnut Avenue
 Fresno, California 93702
 Telephone (209) 251-7194, ext. 57



Finish Line Systems

Planning a road race for a charitable activity but committed to a busy schedule and unable to find the time for organization and detail? **Finish Line Systems**, staffed by experienced and professional personnel will help you organize and manage the event. We have the equipment from electronic timers to headquarters van plus a computer permits and all the **1001** things that go into a success are available through our service.

Finish Line Systems will be happy to consult with you and/or manage your race to insure it's success for the runners and your charitable goals.

Please call or write for further information
Finish Line Systems
 2340 Oak Shore Dr. • Westlake Village, CA 91361
 805 / 496-1520

NORTHERN

California

**High School
ALL-TIME LIST****KEY:**

* = junior

** = sophomore

*** = freshman

' = 440 hand time minus 0.3

+ = converted from meters

m = meters, or miles for one hour run

y = yards

A = altitude

Fully automatic timing has been converted to its manual equivalent for insertion into the rankings (0.24 seconds for 220 and below; 0.14 seconds for 330 and above).

COMPILED BY KEITH CONNING

Boys**100 YARD DASH**

9.4 Jimmy Jackson (Alameda) 54
 9.4 Jimmy Hines (McClymonds, Oakland) 64
 9.4 Mel Gray (Montgomery, Santa Rosa) 67
 9.4 Bill Gaines (San Jose) 68
 9.74 Willie Jackson (Franklin, Stockton) 77
 9.5 *Jerry Williams (Berkeley) 62
 9.5 *Jerry Bradley (Hogan, Vallejo) 63

9.5 Frank Roe (Edison, Stockton) 70
 9.5 Dave Saylor (Washington, Fremont) 72
 9.5 Howard Redmond (Sacramento) 73
 9.5 *Maurice Glass (Castlemont, Oakland) 74

Incomplete wind information:

9.5 Clayton Montgomery (Edison, Stockton) 70
 9.5 Don Taylor (Edison, Stockton) 70

Questionable timing:

9.4 Jerry Williams (Berkeley) 63
 9.5 Rodney Dawkins (Mt. Pleasant, San Jose) 77

100 METER DASH

10.2 Bill Gaines (San Jose) 68
 10.4 Ernest Lewis (Wilson, San Francisco) 76
 10.5 Millard Hampton (Silver Creek, San Jose) 74
 10.5 Wendle McNeal (Oakland) 78
Wind-aided:
 10.3 Millard Hampton (Silver Creek, San Jose) 74



DAVE PORATH

220 YARD DASH

20.7 Mel Gray (Montgomery, Santa Rosa) 67
 21.02m *Bill Green (Cubberley, Palo Alto) 78
 20.8 Carl McCullough (Sacramento) 72
 20.8 Mike Farmer (Wilson, San Francisco) 74
 20.9 Jimmy Hines (McClymonds, Oakland) 64
 20.9 Dave Masters (El Cerrito) 67
 20.9 Millard Hampton (Silver Creek, San Jose) 74
 21.0 *Mike Shavers (Albany) 72
 21.1 Glenn Cannon (Mt. Pleasant, San Jose) 76
 21.2 Johnny Ware (Sacramento) 75
 21.2 Keith Taylor (Piedmont Hills, San Jose) 76
Wind-aided:
 20.8+ Millard Hampton (Silver Creek, San Jose) 74
 21.0 Jimmy Hines (McClymonds, Oakland) 63
 21.0 *Roy Mosley (Norte Del Rio, Sacramento) 78
 21.2 Wendle McNeal (Oakland) 78
 21.2 Mike Washington (Burbank, Sacramento) 78
 21.3 Dwayne Taylor (Overfelt, San Jose) 78

440 YARD DASH

46.34m *Bill Green (Cubberley, Palo Alto) 78
 46.9 Lee Evans (Overfelt, San Jose) 65
 46.9 Gerald Harris (Pittsburg) 76
 47.0 Ben Whitaker (Wilson, San Francisco) 73

100 YARD DASH

- 9.4 Jimmy Jackson (Alameda) 54
- 9.4 Jimmy Hines (McClymonds, Oakland) 64
- 9.4 Mel Gray (Montgomery, Santa Rosa) 67
- 9.4 Bill Gaines (San Jose) 68
- 9.74 Willie Jackson (Franklin, Stockton) 77
- 9.5 *Jerry Williams (Berkeley) 62
- 9.5 *Jerry Bradley (Hogan, Vallejo) 63

100 METER DASH

- 10.2 Bill Gaines (San Jose) 68
- 10.4 Ernest Lewis (Wilson, San Francisco) 76
- 10.5 Millard Hampton (Silver Creek, San Jose) 74
- 10.5 Wendle McNeal (Oakland) 78
- Wind-aided:
- 10.3 Millard Hampton (Silver Creek, San Jose) 74




photo by Diane Johnson

ROBERT GAINES and DEDY COOPER

- 9.5 J. D. Hill (Edison, Stockton) 66
- 9.5 Dave Masters (El Cerrito) 67
- 9.5 Warren Edmondson (Oakland) 68
- 9.5 Seaborn Bowens (Kennedy, Sacramento) 69
- 9.5 *Sammy Burns (El Cerrito) 70
- 9.5 Vince Brown (Pittsburg) 71
- 9.5 **Mike Shavers (Albany) 71
- 9.5 Carl McCullough (Sacramento) 72
- 9.5 Tony Watkins (McClymonds, Oakland) 72
- 9.5 Ron Whitaker (Wilson, San Francisco) 73
- 9.5 Mike Farmer (Wilson, San Francisco) 74
- 9.5 Millard Hampton (Silver Creek, San Jose) 74
- 9.5 Glenn Cannon (Mt. Pleasant, San Jose) 76
- 9.5 Chris Dailey (Kennedy, Sacramento) 77
- Wind-aided:
- 9.3 Tuquail Willis (Mission, San Francisco) 76
- 9.4 Ralph Ligons (Pittsburg) 70
- 9.4 Jim Henry (Napa) 71
- 9.4 *Mike Farmer (Wilson, San Francisco) 73
- 9.4 *Keith Taylor (Piedmont Hills, San Jose) 75
- 9.4 Ernest Lewis (Wilson, San Francisco) 76
- 9.4 *Bill Green (Cubberley, Palo Alto) 78
- 9.5 Carl Evans (Castlemont, Oakland) 62
- 9.5 Ed Moody (McClymonds, Oakland) 62

220 YARD DASH (straight)

- 20.5 Jerry Williams (Berkeley) 63
- 20.6 J.D. Hill (Stockton) 66
- 20.8 Jim Jackson (Alameda) 54
- 20.9 Herb Turner (Alameda) 52
- 20.9 *Dave Masters (El Cerrito) 66
- 21.0 Hal Davis (Live Oak, Morgan Hill) 38
- 21.0 Dick Brown (Lincoln, San Jose) 56
- 21.1 Rudy Jackson (Richmond) 56
- 21.2 Charles Booth (El Cerrito) 62
- 21.2 Travis Williams (Ells, Richmond) 63
- Wind-aided:
- 20.4 Jerry Williams (Berkeley) 63
- 20.5 John Figueroa (Sunnyvale) 64
- 20.8 Sherman Miller (Napa) 50
- 20.9 Bob Reifer (Vanden) 68
- 20.9 Herb Turner (Alameda) 52
- 21.1 Al Kellogg (El Camino, Sacramento) 55
- 21.1 Eddie King (Salinas) 55

- 20.9 Jimmy Hines (McClymonds, Oakland) 64
- 20.9 Dave Masters (El Cerrito) 67
- 20.9 Millard Hampton (Silver Creek, San Jose) 74
- 21.0 *Mike Shavers (Albany) 72
- 21.1 Glenn Cannon (Mt. Pleasant, San Jose) 76
- 21.2 Johnny Ware (Sacramento) 75
- 21.2 Keith Taylor (Piedmont Hills, San Jose) 76
- Wind-aided:
- 20.8+ Millard Hampton (Silver Creek, San Jose) 74
- 21.0 Jimmy Hines (McClymonds, Oakland) 63
- 21.0 *Ray Mosley (Norte Del Rio, Sacramento) 78
- 21.2 Wendle McNeal (Oakland) 78
- 21.2 Mike Washington (Burbank, Sacramento) 78
- 21.3 Dwayne Taylor (Overfelt, San Jose) 78

440 YARD DASH

- 46.34m *Bill Green (Cubberley, Palo Alto) 78
- 46.9 Lee Evans (Overfelt, San Jose) 65
- 46.9 Derald Harris (Pittsburg) 76
- 47.0 Ron Whitaker (Wilson, San Francisco) 73
- 47.1 Ollie Matson (Washington, San Francisco) 48
- 47.1 Rick Brown (Los Altos) 70
- 47.2 Benny Brown (Sunnyvale) 71
- 47.2 Johnny Ware (Sacramento) 75
- 47.3 Joe DeDora (Santa Rosa) 71
- 47.4 Tony Lawson (Pittsburg) 72
- Wind-aided straight:
- 47.0 Frank Sloman (Polytechnic, San Francisco) 15

880 YARD RUN

- 1:48.5 Dale Scott (El Cerrito) 72
- 1:49.7 Dan Aldridge (Petaluma) 75
- 1:50.6 Rick Brown (Los Altos) 70
- 1:50.9 George Coon (Miramonte, Orinda) 65
- 1:51.0 Conrad Suhr (Leigh, San Jose) 75
- 1:51.5 James Robinson (McClymonds, Oakland) 72
- 1:51.8 *Mike White (Richmond) 77
- 1:51.9 Pete Fairchild (Encina, Sacramento) 67
- 1:51.9 Dan Navarro (Oakmont, Roseville) 77
- 1:52.1 Ralph Lee (San Mateo) 60
- 1:52.1 Ron Hyatt (Placer, Auburn) 72

1500 METER RUN

- 3:48.9 Richard Kimball (De La Salle, Concord) 74
- 3:51.5 Mike O'Reilly (San Rafael) 78
- 3:56.5 Joe Neff (Norte Del Rio, Sacramento) 62
- 3:57.3 Gary Baker (La Sierra, Carmichael) 62

MILE RUN

- 4:02.4 Richard Kimball (De La Salle, Concord) 74
- 4:06.9 Mark Stillman (Willow Glen, San Jose) 77
- 4:08.2 Stan Ross (Serra, San Mateo) 77
- 4:09.0 Clifton West (Kennedy, Sacramento) 68
- 4:09.5 Mike Ryan (Wilcox, Santa Clara) 65
- 4:09.5 Johnny Johnson (Skyline, Oakland) 75
- 4:09.6 Rusty Nahrny (Washington, Fremont) 74
- 4:09.8 Mike O'Reilly (San Rafael) 78
- 4:10.0 Morgan Groth (Alhambra, Martinez) 61
- 4:10.7 *Steve Miller (Carlmont, Belmont) 72
- 4:10.7 Larry Greer (Paradise) 77

STEEPLECHASE

- 9:33.5 Richard Kimball (De La Salle, Concord) 74
- 9:49.0 Mitch Kingery (San Carlos) 73

3000 METER RUN

- 8:31.3 *Carlos Carrasco (Mt. Pleasant, San Jose) 78
- 8:47.4 Mike Ryan (Wilcox, Santa Clara) 64

2 MILE RUN

- 8:46.5 Richard Kimball (De La Salle, Concord) 74
- 8:53.4 *Rod Berry (Redwood, Larkspur) 77
- 8:53.5 *Dave Taylor (Merced) 72
- 8:54.5 Bob Grubbs (Washington, Fremont) 72
- 8:55.3 Tim Holmes (Downey, Modesto) 77

8:56.2 Roy Kissin (San Ramon, Danville) 75
 8:56.9 Ralph Gamez (Berkeley) 66
 8:57.2 Tom Hale (Campolindo, Moraga) 71
 8:57.3 Mitch Kingery (San Carlos) 75
 8:57.8 Mike Ryan (Wilcox, Santa Clara) 64
 8:57.8 Benton Hart (Modesto) 74

3 MILE RUN

13:43.6 Richard Kimball (De La Salle, Concord) 73
 13:54.0 Hal Schulz (Redwood, Larkspur) 76
 13:56.4 *Mitch Kingery (San Carlos) 73
 13:59.9 Tim Holmes (Downey, Modesto) 76
 14:00.3 *Rod Berry (Redwood, Larkspur) 76
 14:02.6 *Dave Taylor (Merced) 72
 14:06.2 Ron Fritzke (Leigh, San Jose) 75
 14:10.2 Steve Brooks (Mt. Pleasant, San Jose) 71
 14:11.6 Mike Ryan (Wilcox, Santa Clara) 65
 14:14.0 Steve Crowley (Gunn, Palo Alto) 72

5,000 METER RUN

14:22.0 Richard Kimball (De La Salle, Concord) 74
 14:22.6 Hal Schulz (Redwood, Larkspur) 76
 14:25.9 Roy Kissin (San Ramon, Danville) 75
 14:29.2 *Dave Taylor (Merced) 72
 14:35.0 Benton Hart (Modesto) 74
 14:38.8 Mike Ryan (Wilcox, Santa Clara) 65
 14:48.6 Mitch Kingery (San Carlos) 74
 15:05.1 *Rod Berry (Redwood, Larkspur) 77
 15:24.3 Ron Larrieu (Palo Alto) 56
 15:30.4 Harry McCalla (Berkeley) 60

6 MILE RUN

29:13.2 *Rod Berry (Redwood, Larkspur) 77
 29:21.1 Roy Kissin (San Ramon, Danville) 75
 29:39.6 Tom O'Neil (Jesuit, Carmichael) 77
 29:41 Tim Holmes (Downey, Modesto) 77
 29:57.0 *Richard Kimball (De La Salle, Concord) 73
 29:59 Pete Gaul (Jesuit, Carmichael) 77
 30:07.2 Rich McCandless (Westmont, Campbell) 73
 30:10.6 Mike Ruffatto (Washington, Fremont) 73
 30:27 *Bob Love (Carlmont, Belmont) 77
 30:30.0 Jack Bellah (Leigh, San Jose) 72

10,000 METER RUN

31:32.2 Bob Love (Carlmont, Belmont) 78
 31:33.5 Jack Bellah (Leigh, San Jose) 72
 31:40.1 Steve Brooks (Mt. Pleasant, San Jose) 72
 31:45.6 *Roy Kissin (San Ramon, Danville) 74
 31:49.4 *Mike Ryan (Wilcox, Santa Clara) 64
 31:51.0 Gary Vann (Del Mar, San Jose) 67
 31:51.2 *Joe Whytock (Burlingame) 68
 31:55.0 *Gordon MacMitchell (Gunn, Palo Alto) 72
 32:01.9 *Dirk Feenstra (Jesuit, Carmichael) 74
 32:53.8 Rod Berry (Redwood, Larkspur) 78

ONE HOUR RUN

11m,550y Jack Bellah (Leigh, San Jose) 72
 11m,140y *Rod Read (Jesuit, Carmichael) 75
 10m,162ly Bob Wulff (Jesuit, Carmichael) 75
 10m,725y Mike Ryan (Wilcox, Santa Clara) 64

30 KILOMETER RUN

1:58:38.8 Mike Ryan (Wilcox, Santa Clara) 64

MARATHON

2:23:47 **Mitch Kingery (San Carlos) 73
 2:24:32 Tom O'Neil (Jesuit, Carmichael) 77
 2:30:39 Alex Aguilar (Silver Creek, San Jose) 74
 2:31:25 ***David Cortez (St. Francis, Mountain View) 74
 2:31:50 Jim Sane (Cordova, Rancho Cordova) 76
 2:32:29 Mike Tulley (Jesuit, Carmichael) 72
 2:34:12 *Gordon MacMitchell (Gunn, Palo Alto) 71
 2:34:29 John Swift (Downey, Modesto) 75
 2:35:54 *Dirk Feenstra (Jesuit, Carmichael) 74

13.8 Rich Graybehl (Las Lomas, Walnut Creek) 74
 13.8 Mike Kirtman (Wilson, San Francisco) 74
 13.8 Tom Bobertz (Serramonte, Daly City) 76

Wind-aided:

13.2 Robert Gaines (Kennedy, Richmond) 75
 13.2 Dedy Cooper (Ells, Richmond) 75
 13.6 Milt Turner (Castlemont, Oakland) 70
 13.6 Carl Florant (Palo Alto) 73
 13.7 Don Robinson (Sacramento) 75
 13.8 *Kerry Hampton (Poly, San Francisco) 68
 13.8 *Dan Taylor (Mira Loma, Sacramento) 68
 13.8 *Mike Kirtman (Wilson, San Francisco) 73
 13.8 Don Finley (Cupertino) 75

120 YARD HIGH HURDLES (42")

14.1m *Dedy Cooper (Ells, Richmond) 74
 14.6 Larry Guilford (Santa Clara) 57
 14.7 Abe Johnson (McClymonds, Oakland) 61

Wind-aided:

14.0m *Dedy Cooper (Ells, Richmond) 74

180 YARD HURDLES (straight)

18.3 Ed Moody (McClymonds, Oakland) 62
 18.3 Milt Turner (Castlemont, Oakland) 70
 18.3 Michael Nealy (Edison, Stockton) 72
 18.5 Charley Smith (Castlemont, Oakland) 64
 18.5 Leon Sanders (Grant, Del Paso Heights) 66
 18.6 Curt Clark (Grant, Del Paso Heights) 65
 18.6 Gary Rice (Ceres) 68
 18.7 Duke Fergerson (Merced) 72
 18.7 Rich Matthews (Highlands, North Highlands) 72
 18.8 Monte Upshaw (Piedmont) 54
 18.8 Sid Nickolas (Vallejo) 60
 18.8 Tom Stevens (Menlo, Menlo Park) 61
 18.8 Phil Johnson (Salinas) 62
 18.8 Jared Butler (Pittsburg) 70
 18.8 Donnell Gray (Edison, Stockton) 70
 18.8 Lynn Zwahlen (Davis, Modesto) 72

Wind-aided:

18.2 Ed Moody (McClymonds, Oakland) 62

18.4 Curt Clark (Grant, Sacramento) 65

18.7 Jared Butler (Pittsburg) 70

41.2 Castlemont, Oakland 70
 41.2 El Cerrito 70
 41.2 Wilson, San Francisco 74
 41.3 Wilson, San Francisco 72
 41.4 Edison, Stockton 69
 41.4 Kennedy, Richmond 74
 41.55 El Cerrito 78

4 x 220 YARD RELAY

1:26.0 Castlemont, Oakland 60
 1:26.0 Castlemont, Oakland 65
 1:26.3 McClymonds, Oakland 62
 1:26.5 McClymonds, Oakland 63
 1:26.6 Grant, Del Paso Heights 65
 1:26.8 Berkeley 56
 1:26.8 Castlemont, Oakland 64
 1:26.9 Richmond 67
 1:27.0 Berkeley 57

4 x 440 YARD RELAY

3:13.2 Castlemont, Oakland 71
 3:15.4 Kennedy, Richmond 77
 3:15.6 Los Altos 70
 3:15.7 Ells, Richmond 75
 3:15.9 Kennedy, Richmond 78
 3:16.0 McClymonds, Oakland 72
 3:16.7 Johnson, Sacramento 78
 3:16.8 Tech, Oakland 70
 3:16.8 Sacramento 78
 3:17.2 Castlemont, Oakland 70

4 x 880 YARD RELAY

7:44.0 El Cerrito 69
 7:44.2 Berkeley 65
 7:49.4 Oakland 76
 7:49.7 El Cerrito 72
 7:50.3 Del Valle, Walnut Creek 71
 7:50.5 Pittsburg 67
 7:51.2 Castlemont, Oakland 69
 7:52.5 Castlemont, Oakland 71
 7:52.6 Mt. Diablo, Concord 71
 7:52.8 Petaluma 74



ONE HOUR RUN

11m,550y Jack Bellah (Leigh, San Jose) 72
 11m,140y *Rod Read (Jesuit, Carmichael) 75
 10m,162ly Bob Wulff (Jesuit, Carmichael) 75
 10m,725y Mike Ryan (Wilcox, Santa Clara) 64

30 KILOMETER RUN

1:58:38.8 Mike Ryan (Wilcox, Santa Clara) 64

MARATHON

2:23:47 **Mitch Kingery (San Carlos) 73
 2:24:32 Tom O'Neil (Jesuit, Carmichael) 77
 2:30:39 Alex Aguilar (Silver Creek, San Jose) 74
 2:31:25 ***David Cortez (St. Francis, Mountain View) 74
 2:31:50 Jim Sane (Cordova, Rancho Cordova) 76
 2:32:29 Mike Tulley (Jesuit, Carmichael) 72
 2:34:12 *Gordon MacMitchell (Gunn, Palo Alto) 71
 2:34:29 John Swift (Downey, Modesto) 75
 2:35:54 *Dirk Feenstra (Jesuit, Carmichael) 74
 2:36:26 *Jeff Arnold (Campolindo, Moraga) 72

120 YARD HIGH HURDLES (39")

13.2 Dedy Cooper (Ells, Richmond) 75
 13.3 Robert Gaines (Kennedy, Richmond) 75
 13.6 Carl Florant (Palo Alto) 73
 13.7 Milton Turner (Castlemont, Oakland) 70
 13.7 Ron Kennedy (Serramonte, Daly City) 75
 13.8 Dan Redfern (San Juan, Citrus Heights) 69
 13.8 Mike Nesly (Edison, Stockton) 72
 13.8 *James Owens (Norte Del Rio, Sacramento) 73



photo by Keith Conning

TIM HOLMES leads ROD BERRY



photo by Keith Conning

CARLOS CARRASCO

4 x ONE MILE RELAY

17:35.3 Mission San Jose, Fremont 78
 17:36.9 Skyline, Oakland 78
 17:43.5 Leigh, San Jose 78
 17:44.5 Leigh, San Jose 77
 17:46.5 Merced 73
 17:47.8 Carlmont, Belmont 72
 17:48.8 Mt. Pleasant, San Jose 77
 17:49.9 Hillsdale, San Mateo 62
 17:50.2 Awalt, Mt. View 71
 17:51.5 Carlmont, Belmont 77

SPRINT MEDLEY RELAY

3:28.9 El Cerrito 72
 3:29.5 Castlemont, Oakland 71
 3:30.0 Miramonte, Orinda 65
 3:30.1 Los Altos 65
 3:30.2 El Cerrito 70
 3:30.4 Carlmont, Belmont 75
 3:30.6 Richmond 78
 3:30.8 Pittsburg 66
 3:30.8 Sacramento 72
 3:31.0 Piedmont 64

DISTANCE MEDLEY RELAY

10:13.3 Berkeley 65
 10:13.7 Wilcox, Santa Clara 65
 10:14.2 El Cerrito 72
 10:14.8 Leigh, San Jose 75
 10:16.8 Burlingame 69
 10:17.2 Skyline, Oakland 75
 10:18.4 Tennyson, Hayward 66
 10:19.3 Ygnacio Valley, Concord 71
 10:19.9 Miramonte, Orinda 64
 10:20.5 Palo Alto 59
 10:20.5 Merced 73

220 YARD LOW HURDLES

23.1 Dixon Farmer (Miramonte, Orinda) 59

330 YARD HURDLES

36.4 Dedy Cooper (Ells, Richmond) 75
 37.1 Andre Phillips (Silver, Creek, San Jose) 77
 37.7 Andrew Fields (Grant, Del Paso Heights) 76
 38.2 Rod Palon (San Juan, Citrus Heights) 76
 38.3 Jamie Starmer (Chico) 75
 38.4 Joe Andrade (Sacramento) 73

330 YARD LOW HURDLES

36.0 Dedy Cooper (Ells, Richmond) 75
 36.43 Andre Phillips (Silver Creek, San Jose) 77
 36.83 Chuck Gangnuss (Dublin) 77
 36.6 Andrew Fields (Grant, Sacramento) 76
 36.6 Larry Cowling (Sacramento) 78
 36.7 Troy Durio (Mt. Pleasant, San Jose) 78
 37.04 Mark Chapman (Yerba Buena, San Jose) 77
 37.12 William Stapleton (Lincoln, San Francisco) 78
 37.0 Tony Hicks (Serramonte, Daly City) 75
 37.0 Dave Jakle (Los Altos) 75
 37.0 Bart Williams (Vallejo) 75
 37.0 Rick Luttrell (San Carlos) 78

400 METER HURDLES

51.6 Richard Graybehl (Las Lomas, Walnut Creek) 74
 52.4 Dixon Farmer (Miramonte, Orinda) 59
 53.15y Andre Phillips (Silver Creek, San Jose) 77
 53.81 Larry Cowling (Sacramento) 78
 53.57 *Mark White (Richmond) 77
 53.9y Jim Brooks (Mt. Diablo, Walnut Creek) 55
 54.42 Rick Luttrell (San Carlos) 78
 54.3y Mike LaRue (San Juan, Citrus Heights) 58
 54.5y Tom Bobertz (Serramonte, Daly City) 76
 55.54y Brad Hall (Monta Vista, Cupertino) 77

4 x 110 YARD RELAY

41.0 Wilson, San Francisco 73
 41.1 El Cerrito 71
 41.1 Ells, Richmond 75

SCREEN PRINTING

SCREENED T'S AS LOW AS \$1.85 EACH!

\$1.40 IN YOUTH SIZES!

Looking for a way to make money for your club or school? In need of printing on your team uniforms? Before you look any further, please write for a pricelist. Or, phone us at 415/341-3119. Best time to reach me is after 8 pm on weekdays, or you may leave a message on my recording unit.

PRICES: - You'll find our prices are very reasonable, with larger orders getting substantial price breaks...50% Discount in some cases.

SUPERFAST SERVICE: - Under normal circumstances we can complete your order in 10-15 working days, plus shipping time.

TOP QUALITY: - We back our products 100%...any defective products may be returned for a full refund or credit. We feature such name-brand shirts as Hanes, Union, adidas, etc. We can print in up to 6 colors, at only 5¢ per color additional in quantities of 24 dozen or greater.

ARTWORK: - We have a fully-staffed art department and can help you clean up your rough idea, or we can do something for you from scratch. The shirts at the right are among the many that have been designed by our staff artists.

GARMENTS AVAILABLE: - We have a wide variety of T-shirts in many colors, sizes and weights (mid-weight; heavy). We also carry tanktops, women's "French Cut" shirts with scoopneck, warmups, shorts, etc. in such name brands as: adidas, Jelenk, Dolfin, Broderick, Dodger, and more!!

HEAT-TRANSFERS: - If you aren't interested in buying the entire shirt, you can go the heat-transfer route. These can be applied by you individually to your own garments. Write for full details.

JACK'S ATHLETIC SUPPLY

Jack Leydig Box 1551 San Mateo, CA 94401



4 x 120 HURDLES RELAY

59.9 Cupertino 70
60.4 Castlemont, Oakland 70
60.5 Gunn, Palo Alto 69
61.0 Castlemont, Oakland 61
61.2 Pittsburg 69
61.6 Castlemont, Oakland 69
61.8 Berkeley 69
61.9 El Cerrito 66
61.9 Kennedy, Richmond 69

HIGH JUMP

7-2 Bill Hice (Oakland) 77
7-2 Kerry Myers (Berkeley) 78
7-1 3/4 Mark Wilson (Monte Vista, Danville) 74
7-0 Don Pierce (Pittsburg) 66
7-0 Mark Ridge (Merced) 74
7-0 Clark Beedle (La Sierra, Carmichael) 74
7-0 Charles Hatch (Wilson, San Francisco) 74
7-0 John Lane (American, Fremont) 76
7-0 Steve Link (Kennedy, Sacramento) 77
6-11 1/4 *Coart Owens (Castlemont, Oakland) 75

POLE VAULT

16-1 3/4 Bert Tardieu (Del Mar, San Jose) 78
15-9 Roger Martin (Camden, San Jose) 71
15-6 3/4 Mitch Preciado (Homestead, Cupertino) 78
15-6 3/4 Ross McAlexander (Monte Vista, Cupertino) 78
15-6 1/4 Larry Hintz (Buchser, Santa Clara) 73
15-6 Blake Fearnside (Del Mar, San Jose) 77
15-5 3/4 Bret Hyatt (Vintage, Napa) 78
15-3 Jim Westlund (Fremont, Sunnyvale) 77
15-1 Tom Philbert (Acalanes, Lafayette) 76
15-3/4 Wayne Myers (Foothill, Sacramento) 66

LONG JUMP

26-2 1/2 Ken Duncan (McClatchy, Sacramento) 72
25-10 3/4 *Heulon Hewitt (Merced) 68
25-5 Carl McCullough (Sacramento) 72
25-4 3/4 *Johnny Johnson (Pacific Grove) 65
25-4 1/4 Monte Upshaw (Piedmont) 54
25-2 Phil Quinet (Homestead, Cupertino) 68
25-3/4 Kurt Durham (Oakland) 77
24-11 Mel Gray (Montgomery, Santa Rosa) 67
24-10 1/2 Mark Cleghorn (Berkeley) 73
24-10 Rick Ferguson (Merced) 68
24-10 Lynn Swann (Serra, San Mateo) 70

Wind-aided:

25-7 1/2 Mel Gray (Montgomery, Santa Rosa) 67
25-6 Heulon Hewitt (Merced) 69
25-1 Kurt Durham (Oakland) 77
25- 1/2 Mark Cleghorn (Berkeley) 73

TRIPLE JUMP

50-11 Dan Jackson (Oakland) 75
50-2 1/2 Don Bryson (Oakland) 74
50-1 1/2 Tom Cohee (Tech, Oakland) 72
50-3/4 Peter Moreno (Lick, San Jose) 76
50- 1/2 Mark Slaton (Merced) 76
49-11 3/4 Lonnie Sanders (Grant, Sacramento) 78
49-9 1/2 *Craig Conway (Cupertino) 70
49-8 Myrt Easley (Woodside) 75
49-6 3/4 Myron Porter (Willow Glen, San Jose) 78
49-4 1/2 Dale Krebs (Gunn, Palo Alto) 71

Wind-aided:

50-7 3/4 Harry Freeman (Santa Clara) 69
50-7 1/2 Mark Slaton (Merced) 76
50-1 1/2 Pat Moreno (Lick, San Jose) 76
49-11 3/4 Craig Conway (Cupertino) 71
49-8 Clint Harrell (Edison, Stockton) 73
49-7 Gerald Halcomb (Richmond) 75

SHOT PUT (16 pound)

57-9 3/4 Steve Montgomery (Lassen, Susanville) 76
55-0 Dave Porath (Atwater) 78
54-7 Bruce Wilhelm (Fremont, Sunnyvale) 63
53-7 Bob Brannen (Los Gatos) 64
53-4 Bret Mannon (Los Gatos) 72
52-7 1/2 Kevin Messenger (Highlands, North Highlands) 77
51-4 Pat Graham (Leland, San Jose) 77
50-5 1/2 Mike Stebleton (Pacifica, Pittsburg) 75
50-4 Ron Comer (Sunnyvale) 76



ANDRE PHILLIPS

photo by Dave Stock

DISCUS (4 pound, 6.4 ounces)

177-4 Ray Burton (Vacaville) 74
169-0 Chris Adams (Los Altos) 70
167-1 Dave Hickson (Leland, San Jose) 73
164-4 Bob Stoecker (Los Altos) 62
163-9 Dave Porath (Atwater) 78
160-4 *Dave Powell (Vacaville) 76
160-2 Jack Egan (Balboa, San Francisco) 54
160-0 Mike Lewis (Lincoln, San Francisco) 57
158-11 Ralph Fruguglietti (Albany) 73
156-2 Jim Penrose (Belmont) 68
Sloping field:
178-1 *Ray Burton (Vacaville) 73

HAMMER (16 pounds)

173-11 Chuck Vandagriff (Castro Valley) 67

JAVELIN

195-6 3/4 Ray Churchill (San Benito, Hollister) 32
181-6 1/2 Bruchner (Galileo, San Francisco) 31

PENTATHLON

3418 Dixon Farmer (Miramonte, Orinda) 59

DECATHLON

6607 *Dixon Farmer (Miramonte, Orinda) 58
6174 Doug Wright (Live Oak, Morgan Hill) 78
5857 *Carl Johnk (Menlo-Atherton, Atherton) 73
5617 *Jim Wood (Pleasant Hill) 70
5181 ***Rock Dumais (Ayer, Milpitas) 73

Girls

100 YARD DASH

10.4 *Freida Cobbs (Berkeley) 77
10.5 Kelia Bolton (Hill, San Jose) 78
10.87 Elaine Parker (Oceans, Pacifica) 78
10.6 Debbie Byfield (Berkeley) 73
10.7 Marie Nickson (Berkeley) 75
10.7 ***Sharon Ware (Berkeley) 78
10.8 Jennifer Young (Berkeley) 69
10.8 Sharon White (Berkeley) 74
10.8 Annette Robinson (Berkeley) 76
10.8 Allison Durnell (Redwood, Larkspur) 78
10.8 **Kim Webster (De Anza, Richmond) 78

100 METER DASH

11.63A Kelia Bolton (Hill, San Jose) 78
11.4 Elaine Parker (Oceans, Pacifica) 78
11.82 Freida Cobbs (Berkeley) 78

220 YARD DASH

23.4mA Kathy Hammond (Sacramento) 69
23.72mA Freida Cobbs (Berkeley) 78
23.75m Kelia Bolton (Hill, San Jose) 78
23.8 Debbie Byfield (Berkeley) 73
24.1 Marie Nickson (Berkeley) 75
24.3 *Kris Costello (Lynbrook, Sunnyvale) 77
24.61 Elaine Parker (Oceans, Pacifica) 78
24.5 Sharon White (Berkeley) 78
24.7 *Eloise Mallory (Silver Creek, San Jose) 77
24.8 ***Kim Webster (De Anza, Richmond) 77

440 YARD DASH

25-1 Kurt Burnham (Oakland) 77
25-4 Mark Clegghorn (Berkeley) 73

TRIPLE JUMP

50-11 Dan Jackson (Oakland) 75
50-24 Don Bryson (Oakland) 74
50-14 Tom Cochee (Tech, Oakland) 72
50-3/4 Peter Moreno (Lick, San Jose) 76
50-4 Mark Slaton (Merced) 76
49-11 3/4 Lonnie Sanders (Grant, Sacramento) 78
49-9 1/2 *Craig Conway (Cupertino) 70
49-8 Myrt Easley (Woodside) 75
49-6 3/4 Myron Porter (Willow Glen, San Jose) 78
49-4 1/2 Dale Krebs (Gunn, Palo Alto) 71
Wind-aided:
50-7 3/4 Harry Freeman (Santa Clara) 69
50-7 1/2 Mark Slaton (Merced) 76
50-14 Pat Moreno (Lick, San Jose) 76
49-11 3/4 Craig Conway (Cupertino) 71
49-8 Clint Harrell (Edison, Stockton) 73
49-7 Gerald Halcomb (Richmond) 75
49-5 3/4 Junior Rojas (Overfelt, San Jose) 75

SHOT PUT (12 pound)

68-5 1/2 Steve Montgomery (Lassen, Susanville) 76
65-10 3/4 Dave Porath (Atwater) 78
65-10 Steve Wilhelm (Fremont, Sunnyvale) 67
65-7 3/4 Don Castle (Cubberley, Palo Alto) 61
65-6 Bruce Wilhelm (Fremont, Sunnyvale) 63
65-2 1/2 Jeff Stover (Corning) 76
64-2 1/2 Kevin Messenger (Highlands, North Highlands) 77
63-11 1/2 Bret Mannon (Los Gatos) 72
63-9 1/2 Conrad Jepson (Washington, Fremont) 76
63-9 Bob Brannen (Los Gatos) 64




photo by Dave Stock

ANDRE PHILLIPS

DISCUS (3 pound, 9 ounces)

209-6 Dave Porath (Atwater) 78
201-6 Ray Burton (Vacaville) 74
201-3 Chris Adams (Los Altos) 70
200-1 Scott Overton (Los Altos) 72
198-6 Dave Voorhees (Tulelake) 73
195-4 Bob Stoecker (Los Altos) 62
195-4 Tom Birtwhistle (Gunn, Palo Alto) 69
194-2 Dave Hickson (Leland, San Jose) 73
194-2 Darrell Elder (Redwood, Larkspur) 74
194-0 Ralph Fruguglietti (Albany) 73
Sloping field:
206-4 *Ray Burton (Vacaville) 73
204-5 Scott Overton (Los Altos) 72
196-3 Bob Stoecker (Los Altos) 62

10.8 **Kim Webster (De Anza, Richmond) 78

100 METER DASH

11.63A Kelia Bolton (Hill, San Jose) 78
11.4 Elaine Parker (Oceans, Pacifica) 78
11.82 Freida Cobbs (Berkeley) 78

220 YARD DASH


23.4mA Kathy Hammond (Sacramento) 69
23.72mA Freida Cobbs (Berkeley) 78
23.75m Kelia Bolton (Hill, San Jose) 78
23.8 Debbie Byfield (Berkeley) 73
24.1 Marie Nickson (Berkeley) 75
24.3 *Kris Costello (Lynbrook, Sunnyvale) 77
24.61 Elaine Parker (Oceans, Pacifica) 78
24.5 Sharon White (Berkeley) 78
24.7 *Eloise Mallory (Silver Creek, San Jose) 77
24.8 ***Kim Webster (De Anza, Richmond) 77

440 YARD DASH

52.1m Kathy Hammond (Sacramento) 69
53.12m Freida Cobbs (Berkeley) 78
53.56m ***Marian Franklin (Balboa, San Francisco) 78
54.8m *Marquita Belk (Silver Creek, San Jose) 78
55.6 *Kim White (Berkeley) 78
55.7 *Ann Regan (Camden, San Jose) 78
55.99 Bobby Gilmore (McClatchy, Sacramento) 78
55.9 **Lisa Peters (Northgate, Walnut Creek) 78
56.4 Veronica Venezia (Terra Linda, San Rafael) 74
56.4 Lezli Peterson (Harbor, Santa Cruz) 77
56.4 Patty Green (Terra Linda, San Rafael) 78

880 YARD RUN

2:04.4m **Ann Regan (Camden, San Jose) 77
2:08.6 Kathy Costello (Pleasant Hill) 75
2:10.0 Cheri Williams (Livermore) 78
2:09.7m *Diane Figliomeni (Saratoga) 78
2:11.6 *Marquita Belk (Silver Creek, San Jose) 78
2:12.4m Tracy Weber (Lynbrook, Sunnyvale) 78
2:13.7 ***Nancy Huyck (Aptos) 77
2:14.2 Marie Zahner (Bishop O'Dowd, Oakland) 78
2:14.5 Pam Bowers (American, Fremont) 78
2:14.5 Lori Saia (Drake, San Anselmo) 78



Mechanics of the Pole Vault

8th 1973 EDITION 8th

The bible of pole vaulting is back in print—50,000 words, 170 pages, 21 pages of photographs by the best photogs. Interviews with 27 world ranking vaulters including: Nordwig, Kuretzky, Bryde, Carter, Cotton, Dionisi, Isaksson, Lagerqvist, Porter, Smithey, Taylor, Wallick, Labbe, Abada, Bellot, Tracanelli, Blair, Bull, Craig and others. Everything from beginner to expert. Pole Plant, Posture at Take-off, Mechanics, Training, Olympic Pole Vault Controversy. Six 18 Foot Vaults including three world records. Everything about Pole Vaulting detailed in depth. The World Champions' Reference Book.

Completely re-written from cover to cover. Written by a former NCAA & Natl. AAU Champion who in 1968 received the Helms Hall of Fame Award for Outstanding Contributions to The Science of Track Athletics, Former Coach. 20 years of accurate information to Pole Vaulters here and abroad.

Dr. Richard V. Ganslen
1204 Windsor Drive
Denton, Texas 76201

\$5.00 \$5.00

9th. edition is now being written.



photo by Dave Bronzan

ANN REGAN

photo by Don Gosney



ROXANNE BIER

1500 METER RUN

- 4:16.8 *Francie Larrieu (Fremont, Sunnyvale) 69
- 4:20.9 Cheri Williams (Livermore) 78
- 4:21.5 *Eileen Claugus (Rio Americano, Sacramento) 72
- 4:29.4 **Roxanne Bier (Independence, San Jose) 78
- 4:29.6 Pam Bowers (American, Fremont) 78

MILE RUN

- 4:40.7 Eileen Claugus (Rio Americano, Sacramento) 73
- 4:45.0 Cheri Williams (Livermore) 78
- 4:51.1 Kathy Costello (Pleasant Hill) 75
- 4:52.4 Suzanne Richter (Chico) 78
- 4:52.8 Vicky Bray (Los Altos) 77
- 4:53.2 Pam Bowers (American, Fremont) 78
- 4:54.6 *Ann Trason (Pacific Grove) 78

2 MILE RUN

- 10:09.8 Cheri Williams (Livermore) 78
- 10:12.5 Kate Keyes (Tamalpais, Mill Valley) 75
- 10:19.4 Eileen Claugus (Rio Americano, Sacramento) 73
- 10:37.8 **Roxanne Bier (Independence, San Jose) 78
- 10:41.0 Kathy Costello (Pleasant Hill) 74
- 10:42.0 Kathy Adams (San Juan, Citrus Heights) 77
- 10:44.9 Pam Bowers (American, Fremont) 78
- 10:46.2 ***Kerry Brogan (Los Altos) 78
- 10:46.6 Karen Nachbar (San Juan, Citrus Heights) 77
- 10:48.0 Irene Crowley (Overfelt, San Jose) 78

10,000 METER RUN

- 34:54.8 **Roxanne Bier (Independence, San Jose) 78
- 35:11.2 Ann Trason (Pacific Grove) 78

MARATHON

- 2:53:14 *Vicky Bray (Los Altos) 77

110 YARD LOW HURDLES

- 13.83 Kris Costello (Lynbrook, San Jose) 78
- 13.6 Yvonne Boone (Fremont, Oakland) 74
- 13.7 **Tonya Alston (Chico) 77
- 13.95 Kim Costello (El Camino, South San Francisco) 78
- 13.9 Michelle Hawthorne (El Cerrito) 78
- 14.0 Anna Gabriel (Ells, Richmond) 77
- 14.0 Annette Richardson (El Molina, Forestville) 77
- 14.0 *Sherifa Sanders (Tech, Oakland) 78
- 14.26 Angel Kellen (Leland, San Jose) 78
- 14.44 Joyce Scott (Vanden, Travis AFB) 78

100 METER HURDLES

- 13.8 Michelle Hawthorne (El Cerrito) 78
- 14.17* Kris Costello (Lynbrook, San Jose) 77
- 14.28 Kim Costello (El Camino, South San Francisco) 78

440 YARD HURDLES

- 61.9' **Alecia Sweeney (Tamalpais, Mill Valley) 78
- 62.5 Michelle Hawthorne (El Cerrito) 78

4 x 110 YARD RELAY

- 47.15 Hill, San Jose 78
- 47.1m Berkeley 78
- 47.5 Berkeley 73
- 47.5 Berkeley 74
- 47.8 Berkeley 76
- 47.9 Berkeley 75
- 48.3 El Cerrito 77
- 48.54 Northgate, Walnut Creek 78
- 48.4 Tamalpais, Mill Valley 78
- 48.5 El Cerrito 78
- 48.5 Tech, Oakland 78

4 x 440 YARD RELAY

- 3:52.8 Berkeley 78
- 3:54.09 Drake, San Anselmo 78
- 3:55.6 Tamalpais, Mill Valley 77
- 3:55.8 El Cerrito 77
- 3:56.6 Berkeley 76
- 3:57.4 Terra Linda, San Rafael 77
- 3:58.2 Moreau, Hayward 78
- 3:58.41 Camden, San Jose 78
- 3:58.6 Pittsburg 78
- 3:58.9 Saratoga 78

880 MEDLEY RELAY

- 1:44.7 Fremont, Oakland 75
- 1:46.4 Berkeley 74

DISTANCE MEDLEY RELAY



photo by Bill Leung, Jr.

KRIS COSTELLO

prep
NOTES . . .

by KEITH CONNING

1500 METER RUN

- 4:16.8 *Francie Larrieu (Fremont, Sunnyvale) 69
- 4:20.9 Cheri Williams (Livermore) 78
- 4:21.5 *Eileen Claugus (Rio Americano, Sacramento) 72
- 4:29.4 **Roxanne Bier (Independence, San Jose) 78
- 4:29.6 Pam Bowers (American, Fremont) 78

MILE RUN

- 4:40.7 Eileen Claugus (Rio Americano, Sacramento) 73
- 4:45.0 Cheri Williams (Livermore) 78
- 4:51.1 Kathy Costello (Pleasant Hill) 75
- 4:52.4 Suzanne Richter (Chico) 78
- 4:52.8 Vicky Bray (Los Altos) 77
- 4:53.2 Pam Bowers (American, Fremont) 78
- 4:54.6 *Ann Regan (Camden, San Jose) 78
- 4:55.8 *Sarah Sweeny (Marin Catholic, Kentfield) 77
- 4:57.6 Nancy Huyck (Aptos) 77
- 4:57.8 Kathy Adams (San Juan, Citrus Heights) 77

3,000 METER RUN

- 9:30.8 Eileen Claugus (Rio Americano, Sacramento) 73
- 9:42.0 *Tena Anex (Fair Oaks) 73
- 9:43.4 Vicky Bray (Los Altos) 77
- 9:58.2 Ann Trason (Pacific Grove) 78
- 10:03.6 ***Kerry Brogan (Los Altos) 78
- 10:08.9 **Roxanne Bier (Independence, San Jose) 78



photo by Keith Conning

CHERI WILLIAMS

48.5 El Cerrito 78
48.5 Tech, Oakland 78

4 x 440 YARD RELAY

- 3:52.8 Berkeley 78
- 3:54.09 Drake, San Anselmo 78
- 3:55.6 Tamalpais, Mill Valley 77
- 3:55.8 El Cerrito 77
- 3:56.6 Berkeley 76
- 3:57.4 Terra Linda, San Rafael 77
- 3:58.2 Moreau, Hayward 78
- 3:58.41 Camden, San Jose 78
- 3:58.6 Pittsburg 78
- 3:58.9 Saratoga 78

880 MEDLEY RELAY

- 1:44.7 Fremont, Oakland 75
- 1:46.4 Berkeley 74

DISTANCE MEDLEY RELAY

- 12:27.3 Marin Catholic, Kentfield 78
- 12:28.7 Chico 78

HIGH JUMP

- 5-10 *Tonya Alston (Chico) 78
- 5-9 *Candy Ross (Berkeley) 76
- 5-8 Chris Shawhan (La Sierra, Carmichael) 77
- 5-8 Angela Phifer (Independence, San Jose) 78
- 5-7 Susie Boehner (Clayton Valley, Concord) 77
- 5-7 *Sonya Harrigfeld (Beyer, Modesto) 77
- 5-7 Trish King (Menlo-Atherton) 78

LONG JUMP

- 19-7 *Carrie McLaughlin (Davis, Modesto) 78
- 18-11 Becky Rohrer (Red Bluff) 77
- 18-9 **Judy Young (El Cerrito) 78
- 18-8 Paula Ng (Livermore) 77
- 18-7 *Dawn Peters (Northgate, Walnut Creek) 78
- 18-6 Suzi Boehner (Clayton Valley, Concord) 77
- 18-4½ Kim McDonald (St. Francis, Mt. View) 77
- 18-3 3/4 Connie Paul (Leland, San Jose) 77
- 18-3½ Barbara Kochendorfer (South Tahoe) 78
- 18-3 Kim Jessup (Tamalpais, Mill Valley) 77

SHOT PUT (8 pound)

- 45-4½ *Debra Pryor (Holy Names, Oakland) 78
- 44-11 3/4 *Sue Springer (Salinas) 78
- 44-3 Donna Erickson (Mt. Shasta) 77
- 43-9 Debra Thornton (Sacramento) 77
- 43-7 Karen Stampfli (Lassen, Susanville) 77
- 43-6 Joy Burgan (Sonora Union, Sonora) 77
- 43-4 3/4 Michelle Betham (Arcata) 77
- 43-3½ *Lindy Toman (Amador Valley) 78
- 43-3 Debbie Munsell (Elk Grove) 77
- 43-1 Jodie Barker (Sequoia, Redwood City) 78

SHOT PUT (4 kilogram)

- 42-11 *Debra Pryor (Holy Names, Oakland) 78

DISCUS

- 155-0 Linda Langford (Leigh, San Jose) 69
- 150-10 Karen Stampfli (Lassen, Susanville) 78
- 150-9 **Leslie Deniz (Gridley Union, Gridley) 78
- 148-9 *Susan Springer (Salinas) 78
- 147-2 *Linda Read (Alameda) 78
- 138-0 Cia Sandoval (Riverbank) 78
- 136-2 Jill Ridenour (Yuba City) 77
- 133-5 Nadine Ramirez (Kennedy, Fremont) 78
- 133-2 Carol Dolsby (Monte Vista, Danville) 77
- 132-5 *Sandy Johnson (Pleasant Hill) 78

JAVELIN

- 193-6 Cathy Sulinski (El Camino, South San Francisco) 76
- 164-8 Nadine Bowers (Milpitas) 75

PENTATHLON

- 3449 **Gigi Hurley (Lincoln, San Francisco) 78

prep NOTES . . .

by KEITH CONNING

JACK IN THE BOX, San Diego, February 16: Jeff Nelson (Burbank) ran the two mile in 8:42.7, which is the second fastest of all time.

Bill Green (Cubberley, Palo Alto) won the 500 in 57.7, which is the fourth fastest ever.

Jeff West (Crenshaw, L.A.) ran the 880 in 1:53.0, the sixth fastest ever run indoors.

ON THE ROAD: Roxanne Bier (Independence, San Jose) placed third in the Bonne Bell 10,000 meters in Golden Gate Park, San Francisco on February 4th with 35:39. Kerry Brogan (Los Altos) was sixth with 35:43.

Dana Flint (Ukiah) won the women's open 10,000 meters Valentine's Day Run around Lake Merritt, Oakland on February 17th. with 37:53.3.

BROTHERHOOD GAMES, March 17, Berkeley: Bill Green opened his outdoor campaign by running 46.84 in defeating Marlin Rochee, the former Pacific Coast Athletic Association champion, and Paul Wallace formerly of Cal.

Linda Read (Alameda) threw the college weight discus 145-5.

AZTEC INVITATIONAL, March 10, San Diego: Paul Medvin (University, L.A.) placed second in the mile at 4:05.6. Medvin's goal this year is the 4 minute mile. Ron Roberts (Morse, San Diego) placed fourth in 4:10.0.

Kipper Bell (Henry, San Diego) ran the 100 meters in 10.7.

LONG DISTANCE LOG

by RICHARD LEE SLOTKIN

February 25, 1979: Huntington Beach Rotary Club Run-A-Race (10 Kilo and 20 Kilo runs):

The weather was good; that is, cool and slightly overcast. But the course was deceptively hilly, especially for those used to the beach runs held every year in Huntington Beach.

Everyone started together and as the 10K runners turned off into the finish chute, the 20Kers had the dubious privilege of going through the loop a second time.

The difficulty of the course was reflected in the winning times, especially for the 10K. Ron Kurlle won the 10K in 32:27, while Robert Jokl was second in just under 33 minutes. By 4th place, the times were already over 34 minutes.

The winner of the 20K was Bill McDermott in 1:10:39. In the longer run an unusual thing happened: the Petersons, Sue and Pete, instead of doing their usual duet, went into business for themselves. Pete, who really can run, won his age group (35-39) by 2 minutes and was 9th overall. Sue was only 20 places and 5 minutes back, winning her age group (30-34) and was first female overall by more than 5 minutes.

10 KILOMETER RESULTS:

MEN:
Under 12:

19-29 (Open):

1 Jennifer Weiss	42:13
2 Kathleen Bennett	43:09
3 Janet Reed	44:49
4 Peg Shaw	44:50
5 Alice Iacoucca	45:44

30-34:

1 Roberta Takahashi	42:33
2 Akira Miya	46:26

20 KILOMETER RESULTS:

MEN:

Under 12:

1 Danny Libao	1:34:48
---------------	---------

13-15:

1 Mike Marckx	1:24:31
2 Chris Howell	1:26:57

55-59:

1 Paul Jernstrom	1:25:46
------------------	---------

Over 60:

1 Jim Bole	1:42:12
------------	---------

WOMEN:

Under 12:

1 Karen Davis	2:04:34
---------------	---------

13-15:

1 Gail Watts	1:47:39
--------------	---------

19-29 (Open):

1 Irene Renault	1:43:08
-----------------	---------

2 Celia Forrester	1:45:23
-------------------	---------

3 Evelyn Barton	1:45:32
-----------------	---------

30-34:

1 Sue Peterson	1:21:53
----------------	---------

2 Judy Glyn	1:27:29
-------------	---------

3 Jan Edwards	1:28:00
---------------	---------

35-39:

1 Lana Suniga	1:39:57
---------------	---------

2 Diana Gonzales	1:41:45
------------------	---------

40-44:

1 Bernadette Ort	1:50:58
------------------	---------

Over 50:

1 Daisy Wong	2:15:02
--------------	---------

March 4, 1979: SPA-AAU 25 Kilo Championship @ Ventura:

After a disappointing fifth at the 30 kilo championship in Culver City only the week before, Gary Tuttle was ready to make it up in the 25 kilo in front of his home town crowd. Friends

setting up the scorer's table before a Laker game? Or, Catfish Hunter chalking down the 3rd base line? On the other hand, maybe it was just too much after all.

For about the first 10 miles a small pack of leaders opened up a big gap. In the pack were Babiraki, McMullen, Smead and Stan Vernon. At about that point, blisters forced Vernon out of the race. Then, slowly, Babiraki began to pull away from the others, and from that slump that he finally appears to have shaken. From there on, it was his race. Coming down the last two miles, Smead and McMullen made a dog fight of it, taking turns leading. But, with a half-mile to go, McMullen let it all hang out with a final kick which Smead could not match. Maybe the 30 K took a bit out of him, too.

Jacqueline Hanson, feeling healthy again, was an easy winner in the women's division. A somewhat surprising 3rd place overall among the women was Santa Monica's Nancy Pearlman. After her 3:05 at the Walker & Lee Marathon and now a 3rd overall in a District Championship, she may be worth keeping an eye on.

John Brennand is definitely the class of the 40-44 Age Group, not just here, but nationally, and he showed it again.

RESULTS:

MEN:

Open Division :


1 Dave Babiraki(SFV)	1:07:15
2 Charlie McMullen(SMTC)	1:07:40
3 Chuck Smead(TIT)	1:07:45
4 Gary Tuttle(TIT)	1:08:56
5 George Mason(AIA)	1:09:36
6 Duane Waltmire(AIA)	1:19:59
7 Jim Arquilla	1:22:14
8 Steve Brown(SFV)	1:22:54
9 Terry Detmer	1:24:04
10 Vince Engle(TIT)	1:24:10

35-39:

1 Frank Duarte	1:24:14
2 Marshal Maxye(CCAC)	1:25:13
3 John Botke(SBAA)	1:25:22
4 Steve Close(STC)	1:25:29
5 Bart Coventry(STC)	1:27:20

40-44:

1 John Brennand(SBAA)	1:25:15
2 Joe Burgasser(STC)	1:28:42



The winner of the 20K was Bill McDermott in 1:10:39. In the longer run an unusual thing happened: the Petersons, Sue and Pete, instead of doing their usual duet, went into business for themselves. Pete, who really can run, won his age group (35-39) by 2 minutes and was 9th overall. Sue was only 20 places and 5 minutes back, winning her age group (30-34) and was first female overall by more than 5 minutes.

10 KILOMETER RESULTS:

MEN:

Under 12:

1 Doug Newton 38:20

13-15:

1 Tony Grande 36:25

2 Eric Lundquist 36:30

16-18:

1 Mike Mulvihill 35:27

2 Ted Evans 35:49

3 Jim Quinn 35:54

19-29 (Open):

1 Robert Jokl 32:57

2 Robert Lujan 33:43

3 Alan Clifton 34:15

4 Danny McKelvy 35:50

5 Leslie Caldera 36:51

30-34:

1 Ron Kurrle 32:27

2 David Carns 34:30

3 Terry Schmitz 35:22

4 Paul Falk 36:08

35-39:

1 Chad Ehlers 35:52

2 Don Cheek 37:15

40-44:

1 Pete Savitz 37:00

2 Daniel Ryan 38:05

45-49:

1 George DePooter 38:50

2 Dennis Bracher 39:44

50-54:

1 Eugene Young 41:40

55-59:

1 Larry Walker 45:49

WOMEN:

Under 12:

1 Carol Doody 43:33

13-15:

1 Diana Vogt 42:30

2 Andrea Kirkorn 47:18

16-18:

1 Alicia Kirkorn 41:25

2 Julie Bogt 41:47

3 Tami Darr 41:48



ROBERT JOKL



JOHN BRENNAND

photos by Richard Slotkin

16-18:

1 Gus Mariscal 1:21:52

2 Jose DePraect 1:25:05

19-29 (Open):

1 Bill McDermott 1:10:39

2 Wayne Hurst 1:11:33

3 Jerry Willis 1:13:37

4 David McGillivray 1:14:02

5 Ken Kendall 1:14:41

6 Ed Vallez 1:14:42

30-34:

1 Arden Fick 1:20:13

2 Rich DeLaSota 1:21:07

3 Dan VanBerekolae 1:21:55

35-39:

1 Pete Peterson 1:16:24

2 David Landis 1:18:25

3 Frank Williams 1:18:37

4 Robert Smith 1:18:48

40-44:

1 Skip Shaffer 1:15:05

2 Alan Dirkin 1:15:56

3 Gary Anderson 1:18:05

45-49:

1 Merlyn Midstokke 1:24:01

50-54:

1 Darty Cronin 1:19:29

said he was really ready for this one. The field looked suspiciously similar to the 30 kilo of the previous week.

Besides Tuttle there was teammate Chuck Smead, last week's 30K winner, Jacqueline Hanson, also a winner at the 30 K, and those age group powerhouses John Brennand and Joe Burgasser. Two "newcomers" this week, however, were San Fernando Valley Track Club's Dave Babiraki and Santa Monica Track Club's Charlie McMullin.

The weather was clear and very cool at the start, though it gradually warmed, and the course, picturesque along the Ventura coast, would be described as essentially flat but with some gentle rises. Those gently rises don't seem all that gentle in a 25 kilo race after some of those K's have been covered.

Besides competing in his 2nd major distance race in two weeks, Tuttle was also the race director of this one. So, while the others were stretching and warming up, he was installing road barricades. Only in distance running...

I mean, can you picture Abdul-Jabbar

1 Gary Tuttle(TIT) 1:08:38
5 George Mason(AIA) 1:09:36
6 Duane Waltmire(AIA) 1:19:59
7 Jim Arquilla 1:22:14
8 Steve Brown(SFV) 1:22:54
9 Terry Detmer 1:24:04
10 Vince Engle(TIT) 1:24:10

35-39:

1 Frank Duarte 1:24:14
2 Marshal Maxye(CCAC) 1:25:13
3 John Botke(SBAA) 1:25:22
4 Steve Close(STC) 1:25:29
5 Bart Coventry(STC) 1:27:20

40-44:

1 John Brennand(SBAA) 1:25:15
2 Joe Burgasser(STC) 1:28:42
3 Truman Clark(SCS) 1:30:26
4 John Rudberg(STC) 1:31:16
5 Al Dirkin(STC) 1:31:59

45-49:

1 Hal Winton(STC) 1:36:37
2 Howard Albano 1:38:44
3 Tom Sturak(SCS) 1:39:09
4 John Richards 1:40:08
5 Jim Van Manen(SBAA) 1:45:57

50-54:

1 John Perkins(LVOC) 1:38:37
2 Norm Lumian(STC) 1:40:20
3 Dan Sheeran(STC) NTA
4 Marvin Powers 1:45:50
5 Sam Nicholson(STC) 1:46:10

55-59:

1 Kenji Taki 1:47:58
2 Art Schneider(STC) 1:50:50
3 Julius Karabel(STC) 1:53:14
4 Floyd Doss NTA
5 Jim Miller(STC) 1:57:02

Over 60:

1 Chuck Seekins(STC) 1:48:02
2 Ed Lowell(STC) 1:57:03
3 Jim Bole(STC) 2:05:17

WOMEN:

Open:

1 Theresa Kozlowski 1:41:40
2 Ann Bensch(STC) 1:49:21
3 Pam Canchola(SFV) 1:50:22
4 Nancy Elick 1:52:46
5 Ilona Hrusko 2:03:57

30-39:

1 Jacqueline Hansen(SFV) 1:40:13
2 Nancy Pearl(SMTC) 1:47:25
3 Theresa Accro 1:50:29

40-49:

1 Belva Norins(STC) 2:03:13
2 Alice Bensch(STC) 2:10:38
3 Barbara Valastro NTA

Over 50:

1 Margaret Miller(STC) 1:51:36
2 Jean Spierling(SLDC) 2:07:30

September 24. Alhambra. Alhambra Hospital

	<u>1.5km</u>	
1)	Phil Ryan 1SM (34)	51:34
2)	Joe Raza 1 40+ (40)	52:15
3)	Roger Lopez (16)	52:53
4)	Ed O'Connell (27)	53:00
5)	Joe Burgasser (40)	53:25
6)	John Carrasco (18)	53:42
7)	Jim Perez (32)	54:31
8)	Jim McCauley (25)	54:50
9)	Charles Hoover (30)	54:57
10)	Barry Foose (31)	54:59
11)	Liam Ryan (39)	55:04
12)	George Guerrero (25)	55:07
13)	Rick Jasquez (41)	55:25
14)	Douglas Reed (16)	55:28
15)	Ken Ganezer (25)	55:38
16)	Andre Tocco (43)	55:50
17)	William Fitzpatrick	56:02
18)	Gary Seeger (34)	56:14
19)	Tom Gleason (36)	56:24
20)	Howard Bennetts (41)	57:02
21)	John Smith (12)	57:06
22)	James Knery (44)	57:33
23)	Thomas Cory (31)	57:58
24)	Danny Zinar (22)	58:01
25)	Eugene Blankenship (36)	58:04
26)	Parker Williams (41)	58:06
27)	Ted Alarcon (41)	58:09
28)	Howard Korn (32)	58:18
29)	Michael Johnson (32)	58:44
30)	Hank Norton (44)	58:53
31)	Robert Orsi (31)	58:54
32)	Craig Chambers (29)	59:00
33)	Lon Clearwaters (36)	59:17
34)	Hugo Ferlito (34)	59:23
35)	Jack Gallagher (28)	59:35
36)	Rex Keep (30)	59:36
37)	Bobby Lopez (42)	59:37
38)	Dan Gutierrez (31)	59:46
39)	Richard Davies (56)	59:48
40)	Redmond Gleason (43)	59:56
41)	Arden Fick (30)	60:01
42)	David Carrasco (30)	60:06
43)	Mason Jones (40)	60:07
44)	Marc Piva (23)	60:07
45)	J. Bloomingdale (44)	60:09
46)	Denis Bracher (45)	60:20
47)	Avery Bryant (54)	60:27
48)	Terry Ives (42)	60:29
49)	Jim Olson (28)	60:38
50)	Frank Gonzalez (37)	60:38
56)	Tom Sturak (47)	61:12
61)	George Berg (46)	61:57
63)	Jacqueline Hansen (29F)	62:04
71)	Lillian Osness (35F)	62:36
88)	Eddie Lewin (62)	63:44
100)	Lonno Tyson (51)	64:40
119)	Cathy Cummins (20F)	65:33
123)	Jack Green (52)	65:41
150)	Donna Vanpuvelde (21F)	67:09
151)	Sibyl Zaden (29F)	67:11
154)	Judy Glynn (30F)	67:26
179)	Carol Doody (9F)	69:01
204)	Ferdi Gonzales (60)	70:33
239)	George Williams (56)	72:20
246)	Margaret Lazzari (31F)	72:50
295)	Jessie Smith (47F)	75:43
601)	finishers	
	<u>5km</u>	
1)	Tom Lee (29)	14:54
2)	Dennis Caldwell (23)	15:19

RESULTS

82)	Don Dunn (50)	20:28
83)	Sara Standley (11F)	20:29
85)	Kristin Harkins (9F)	20:33
92)	Andre Flannang (25)	20:44
105)	Tad Fujioka (52)	21:06
108)	Lisa Resh (15F)	21:12
110)	Toni Everts (11F)	21:18
111)	Sue Nordquist (16F)	21:18
127)	Lynda Huey (31F)	21:36
806)	finishers	

January 21. Redondo Beach. 1st Annual Redondo Beach Super Bowl Sunday 10K Run

The first Redondo Beach Super Bowl Sunday 10K Run was won by Lewis Patterson, 27, of Irvine.

Patterson covered the scenic 10 kilometer (6.2 mile) course in 30 minutes and 32 seconds--an average of slightly less than five minutes per mile.

The Johnston's Yogurt Super Bowl Sunday 10K Run, presented by the Redondo Beach Chamber of Commerce, was the largest run of its kind ever held in Los Angeles County.

More than 6,000 runners participated.

Men 19-29:		
1)	Lewis Patterson (27)	30:32
2)	Barry William (23)	30:50
3)	Gerardo Canchola (23)	
Men 30-34:		
1)	Ron Kurrle (30)	31:34
Men 40-44:		
1)	Jim Hamontaut (42)	37:21
Women 17-29:		
1)	Susie Meek (18)	36:23
	/Dennis McCarbery/	

February 3. Gainesville, Florida. National AAU Jr. Cross Country Championships:

1.	Herb Wills (Florida State Univ.),	23:27
2.	Jim Hill (Virginia H.S.),	23:33
3.	John Gregorek (Georgetown Univ.),	23:36
4.	Jeff Nelson (California H.S.),	23:39
5.	Alan Scharau (Penn State Univ.),	23:39
6.	Mike Sheely (Haverford College),	23:40
7.	Kenny Clark (Auburn Univ.),	23:47

February 17. Logan, Utah. National AAU Senior Women's Indoor Pentathlon Championships at Utah State University:

1)	Themis Zambryzycki (BYU)	4235
	(7.3, 46-4 3/4, 5-7 1/2, 19-6 3/4, 2:25.3)	
2)	Jodi Anderson (CSUN)	4064
	(7.2, 36-4 3/4, 5-3 3/4, 20-7 1/2, 2:24.4)	
3)	Karen Page (USU)	3981
4)	Linda Cornelius Waltman (Tx)	3892
5)	Joan Russell (UCSB)	3876
6)	Nancy Malloy (ColoSt)	3855
7)	Brenda Wilson (ASC)	3762
8)	Marilyn Linsenmeyer (LANTC)	3744
9)	Sue Brownell (U of VA)	3676
10)	Denise Cornell (LANTC)	3629
	/Pete Cava/	

February 18. Excelsior East End Run (8.2 miles):

1.	Denis O'Halloran/Aggie R.C./27	42:43
2.	Bill Sevald/ETC/32	43:03
3.	Bill Clark/WVTC/35	43:13
4.	Jan Serahen/ETC/31	43:27
5.	Mike Panelli/Panakid/22	43:50
6.	Ed Schelegle/Aggie R.C./25	44:23
7.	Don Paul/Panakid/28	44:28
8.	Arturo Rodriguez/WVTC/29	45:49
9.	James K. Willnot/Un./26	46:13
10.	Doug Butt/WVTC/33	46:33
11.	William Pay/Panakid/28	46:37
12.	Sandy Lawrence/DSE/28	46:32
13.	Anthony Bettencourt/Un./26	46:34
14.	Sheldon A. Larson/Casino West R.C./18	46:36
15.	Dennis Reager/SFRC/35	46:39
16.	John F. Hohn/Rocket Ass T.C./29	46:49
17.	Roger Bryan/WVJAS/43	47:00
18.	Charles Dyson/Hartford Conn. T.C./45	47:05
19.	Ulrich Kneepf/TRA/48	47:13
20.	Phillip Hager/WVTC/42	47:17
21.	Tom Robinson/Rocket Ass T.C./30	47:24
22.	Lloyd Sampson/Un./35	47:29
23.	Kevin Kirby/Aggie R.C./22	47:41
24.	Dennis Gustafson/S.F. Police A.C./35	48:07
25.	Myron Nevransont/WVJC/44	48:11
26.	Tom Homeyer/Rocket Ass T.C./30	48:29
27.	Bill Catanese/Dirt/40	48:39
28.	James W. Jacobs/Panakid/45	48:57
29.	Robert Larson/Un./26	48:57
30.	Bryan Holmes/WVJAS/44	49:31
31.	TURD	
32.	Stanley Anderson/ETC/30	49:39
33.	Rick Fluse/Un./31	49:43
34.	Bill Davis/WVTC/27	49:43
35.	Grady Wright/DSE/34	49:44
36.	Jon Mohr/Panakid/30	49:45
37.	Al Stanbridge/Panakid/32	49:48
38.	R.B. Sobsey/DSE/27	49:56
39.	Robert Cummings/WVTC/29	50:03
40.	Robert Gehl/DSE/50	50:09
41.	Anne Hamilton/Millbrae Lions/17/N	50:16
42.	Michael Ippolito/Un./26	50:22

GILROY INVITATIONAL

Team scores

Mt. Pleasant 43, Yerba Buena 42, Monterey 33, Independence 28, Menlo-Atherton 28, Gilroy 26, Cupertino 22, South San Francisco 22, Del Mar 21, Willow Glen 20, Woodside 20.

Individual results

440 relay—Monterey 43.2 (meet record), Mt. Pleasant 43.3, Yerba Buena 43.9.

100—Montgomery (South SF) 9.8 (meet record), Bonner (Seaside) 9.9, Tucker (Monterey) 10.1

220—Harris (Independence) 21.6 (meet record), Montgomery (South SF) 21.9, Mitchell (Lynbrook) 22.0.

440—A. Nicholson (M-A) 49.3 (meet record), Harris (Independence) 49.9, McCracken (Buchser) 50.3.

880—Springer (Mtn. View) 1:56.6 (meet record), Truillo (Gilroy) 1:56.8, Hudson (Mills) 1:57.3.

1 mile—Ramirez (Yerba Buena) 4:26.2, Truillo (Gilroy) 4:27.7, Hoch (M-A) 4:28.0.

2-mile—Balders (San Jose) 9:26.5 (meet record), Cooper (Willow Glen) 9:26.5, Ramirez (Yerba Buena) 9:35.0.

120 MH—McPherson (Mt. Pleasant) 14.7 (meet record of 14.4 in trials), Hicks (N. Salinas) 14.8, Whyte (Seaside) 15.0.

330 LH—Broussard (St. Francis) 39.5 (meet record), Adams (Gilroy) 39.8, Campano (Woodside) 40.1.

1 mile relay—Yerba Buena 3:27.9 (meet record), Mt. Pleasant 3:28.9, Willow Glen 3:34.5.

Shot—S. Aimonetti (Campbell) 57-1 1/2 (meet record), Small (Cupertino) 56-0 1/4, Wevers (Awalt) 55-8.

Discus—Small (Cupertino) 167-9 (meet record), Nagengast (Del Mar) 156-5, Wevers (Awalt) 156-0.

HJ—Hicks (N. Salinas) 6-7 1/4 (meet record), Spivey (Woodside) 6-4, Rocca (Live Oak) 6-2.

LJ—Lundy (Independence) 22-5 1/2 (meet record), Allen (Mt. Pleasant) 22-3, Pacaldo (St. Ignatius) 22-0.

TJ—Sample (Yerba Buena) 46-10 (meet record), Collins (Monterey) 46-4, Marc. Bass (Del Mar) 46-3 1/4.

PV—Kennison (Mills) 14-6 (meet record), Ellis (M-A) 14-0, Bahl (Awalt) 14-0.

February 24. Martinez. 11th Annual Martinez to Port Costa Brick Yard 8.4 mile Run:

1)	Wayne Badgley (34)	40:34.5
2)	E. Schelegle (25)	41:40
3)	Bill Sevald (32)	41:44
4)	Jan Serahen (31)	42:32
5)	David Muela (26)	43:20
6)	Lester Mina (25)	43:42
7)	Doug Butt (34)	44:01
8)	Jeffrey Wall (36)	44:12

56	Frank Gonzalez (37)	60:38
56	Tom Sturak (47)	61:12
61	George Berg (46)	61:57
63	Jacqueline Hansen (29F)	62:04
71	Lillian Osness (35F)	62:36
88	Eddie Lewin (62)	63:44
100	Lono Tyson (51)	64:40
119	Cathy Cummins (20F)	65:33
123	Jack Green (52)	65:41
150	Donna Vanpuyvelde (21F)	67:09
151	Sibyl Zaden (29F)	67:11
154	Judy Glynn (30F)	67:26
179	Carol Doody (9F)	69:01
204	Ferdi Gonzales (60)	70:33
239	George Williams (56)	72:20
246	Margaret Lazzari (31F)	72:50
295	Jessie Smith (47F)	75:43

<u>5km</u>		
1)	Tom Lee (29)	14:54
2)	Dennis Caldwell (23)	15:19
3)	Ron Kurrle (30)	15:41
4)	Vince O'Boyle (32)	16:03
5)	Gary Cohen (20)	16:16
6)	Brian Oldham (31)	16:24
7)	Gilbert Cortez (17)	16:27
8)	Fernando Ramirez (19)	16:40
9)	Steve Waggener (34)	16:44
10)	Marty Cooksey (24F)	16:45
11)	Mark Judge (23)	16:55
12)	Byrle Smullen (31)	16:59
13)	Irv Ray (26)	17:00
14)	Louis Katz (17)	17:02
15)	John Hall (25)	17:12
16)	Frank Williams (35)	17:17
17)	Mark Martinez (18)	17:28
18)	Gary Kasper (15)	17:34
19)	Unidentified	17:42
20)	Charles McKenney (40)	17:43
21)	Larry Matthews (37)	17:52
22)	Peter Nichols (38)	17:56
23)	John Magill (20)	17:59
24)	Mike Leong (19)	18:00
25)	Orville Stoeber (31)	18:01
26)	Ed Field (41)	18:04
27)	Pablo Saucedo (17)	18:10
28)	James Whedbee (40)	18:16
29)	Paul Stella (33)	18:18
30)	Judd Johnston (27)	18:20
31)	Jerry Weisher (36)	18:23
32)	Larry Hallett (25)	18:26
33)	Simon Melendez (21)	18:27
34)	Ed Montez (18)	18:33
35)	Jim Smith (13)	18:36
36)	David Robinson (16)	18:37
37)	Michelle Hopper (23F)	18:45
38)	Johnny Risk (37)	18:47
39)	Jim Parra (43)	18:49
40)	Carl Weir (41)	18:52
41)	William Course (31)	18:53
42)	Diego Mest (17)	18:56
43)	Kim Henley (15F)	18:56
44)	Ray Santoyo (16)	18:58
45)	David Miranda (20)	19:09
46)	Patrick Sherton (31)	19:12
47)	Tif Bush (27)	19:20
48)	Norman Cohen (41)	19:22
49)	Unidentified	19:23
50)	Vitor Lopez (15)	19:26
52)	John Harper (45)	19:40
53)	Therese Kozlowski (18F)	19:41
56)	Janet Freriks (16F)	19:44
61)	Fay Hobbs (43F)	19:48
64)	Chuck Madary (49)	19:55
66)	John Quinlan (48)	20:02
71)	Lori Charette (11F)	20:08
73)	Lizanne Gauer (19F)	20:11
79)	Christine Standley (12F)	20:27
80)	Laurel Spector (19F)	20:27

3)	Gerardo Canchola (23)	
Men 30-34:		
1)	Ron Kurrle (30)	31:34
Men 40-44:		
1)	Jim Hamontaut (42)	37:21
Women 17-29:		
1)	Susie Meek (18)	36:23

February 3. Gainesville, Florida.
National AAU Jr. Cross Country Championships:

1.	Herb Wills (Florida State Univ.),	23:27
2.	Jim Hill (Virginia H.S.),	23:33
3.	John Gregorek (Georgetown Univ.),	23:36
4.	Jeff Nelson (California H.S.),	23:39
5.	Alan Scharou (Penn State Univ.),	23:39
6.	Mike Sheely (Haverford College),	23:40
7.	Kenny Clark (Auburn Univ.),	23:47
8.	Doug Overfelt (Florida State Univ.),	24:09
9.	Ramon Morales (Humboldt State Univ.),	24:10
10.	Kevin O'Keefe (Auburn Univ.),	24:21

Top six qualify for USA Junior Team for World Cross Country Championships at Limerick, Ireland, March 25

/Pete Cava/

February 10. Ivanhoe. 1979 Ivanhoe Road Race

High School 3 Mile:		
1)	Scott Thornton (HSTC)	15:16
2)	Dave Lehrman (ImmHS)	15:26
3)	John Ens (ImmHS)	15:40
Women's 3 Mile:		
1)	Cynthia Rogers (HSTC)	18:35
2)	Aurora Estrada (HSTC)	20:42
3)	Joslyn Baca (HSTC)	21:10
Men's 6 Mile:		
1)	Alfred Lara (FPTC)	30:28
2)	Baldemar Betancourt (FPT)	31:00
3)	Greg DeLaCruz (HSTC)	31:34
4)	David Bronzan (HSTC)	31:57
5)	Don Swall (un)	37:16
Masters 6 Mile:		
1)	Len Thornton (HSTC)	33:59
2)	Gary Self (HSTC)	36:16
3)	Bert Woodruff (FJ)	37:45

/Dave Bronzan/

February 10. Atlanta, Georgia. Nat'l AAU Senior International Cross Country Trials at Snapfinger Woods Country Club:

1.	Marc Hunter (Cleveland State Univ.),	36:27
2.	Robbie Perkins (New York AC),	36:32
3.	Mark Finucane (Mason Dixon AC),	36:36
4.	Bill Donakowski (New York AC),	36:43
5.	Dan Dillon (Greater Boston TC),	36:46
6.	Steve Flanagan (Colorado TC),	36:48
7.	Randy Thomas (Greater Boston TC),	36:57
8.	Dave Babracki (San Fernando Valley TC),	37:13
9.	John Gregorio (Colorado TC),	37:16
10.	Louis Kenny (Eastern Tennessee Univ./Ireland),	37:20

Qualifiers for USA senior men's team at World Cross Country Championships at Limerick, Ireland, March 25:

/Pete Cava/

14.	Sheldon A. Peterson/Zanino West N.C./10	46:36
15.	Dennis Reiser/SFRC/35	46:39
16.	John F. Hohn/Rocket Ass T.C./29	46:49
17.	Roger Bryan/WVJES/43	47:00
18.	Charles Dyson/Hartford Conn. T.C./45	47:05
19.	Ulrich Kaepf/TRAC/48	47:13
20.	Phillip Hager/WVTC/42	47:17
21.	Tom Robinson/Rocket Ass T.C./30	47:24
22.	Lloyd Sampson/Un./35	47:29
23.	Kevin Kirby/Aggie R.C./22	47:41
24.	Dennis Gustafson/S.F. Police A.C./35	48:07
25.	Myron Nevrumont/WVJC/44	48:11
26.	Tom Howary/Rocket Ass T.C./30	48:29
27.	Bill Catanese/Dirt/40	48:39
28.	James V. Jacobs/Pasakid/45	48:57
29.	Robert Larsen/Un./26	48:57
30.	Bryan Holmes/WVJES/44	49:31
31.	TURD	
32.	Stanley Anderson/KTC/30	49:39
33.	Rick Fluse/Un./31	49:43
34.	Bill Davis/WVTC/27	49:43
35.	Grady Wright/DSE/34	49:44
36.	Jon Mohr/Pasakid/30	49:45
37.	Al Stanbridge/Pasakid/32	49:48
38.	R.B. Sobsey/DSE/27	49:56
39.	Robert Dummings/WVTC/29	50:03
40.	Robert Gehl/DSE/50	50:09
41.	Anne Hamilton/Hillbrae Lions/17W	50:16
42.	Michael Impastato/Un./26	50:22
43.	TURD	
44.	Geoff Farrell/DSE/32	50:57
45.	Mike MacKenzie/Tasappa/35	50:59
46.	Ralph Washington/Un./31	51:03
47.	S.P. Hatten/DSE/42	51:13
48.	Gary Nathanson/Turk St. R.C./29	51:15
49.	Warren Moorman/Pasakid/43	51:22
50.	Arthur Portocarrero/Un./36	51:30

* Masters /Bob Darling/

S. CRUZ-KIWANIS RELAYS

Boys

Team scores—Watsonville 118, Soquel 93, Harbor 68, San Lorenzo Valley 52, Santa Cruz 50, Marelo 11, Aptos 6.
Relay results—400, Watsonville 45.8; 800, Soquel 1:36.4; 1,600, Soquel 3:31.5 (meet record); sprint medley, Soquel 3:41.4; distance medley, Watsonville 10:54.0 (meet record); 4x120-yard HH, Soquel 1:09.1; 4x300 LH, Santa Cruz 2:52.2; Shot, Harbor 159-0/2 (top individual, Lowery, SC, 45-11 1/4); Disc, Harbor 407-11 (top individual, Lowery, SC, 123-0); HJ, Watsonville 22-0 (top individual, White, Watsonville, 6-0); LJ, Watsonville 74-0 (top individual, Magno, Watsonville, 19-9); T.J, Watsonville 149-2 (top individual, Pearson, SLV, 39-6 1/2); PV, Soquel 32-0 (top individual, Clyatt, Soquel, 12-6).

Girls

Team scores—Soquel 87, San Lorenzo Valley 68, Harbor 58, Watsonville 54, Santa Cruz 38, Aptos 23, Marelo 0.
Relay results—400, Soquel 52.7; 800, Soquel 1:51.7; 1,600, Soquel 4:24.4; sprint medley, Soquel 4:30.9; distance medley, Soquel 13:28.5 (meet record); 4x110-yard LH, Soquel 1:10.4; Shot, San Lorenzo Valley 122-10 (meet record); top individual, Ririe, Harbor, 34-0/2; Disc, San Lorenzo Valley 365-9 (top individual, Pianavilla, SC, 117-2); HJ, Harbor 18-9 (top individual, Rosser, Harbor, 5-1); LJ, Aptos 59-8 (top individual, Lundy, Aptos, 15-11).

T.J—Sample (Yerba Buena) 46-10 (meet record), Collins (Monte-rey) 46-4, Marc. Bass (Del Mar) 46-3 1/4.
PV—Kennison (Mills) 14-6 (meet record), Ellis (M-A) 14-0, Bahi (Awalt) 14-0.

February 24. Martinez. 11th Annual Martinez to Port Costa Brick Yard 8.4 mile Run:

1)	Wayne Badgley (34)	40:34.5
2)	E. Schelegle (25)	41:40
3)	Bill Sevald (32)	41:44
4)	Jan Sershen (31)	42:32
5)	David Muela (26)	43:20
6)	Lester Mina (25)	43:42
7)	Doug Butt (34)	44:01
8)	Jeffrey Wall (36)	44:12
9)	Michael Duncan (29)	44:36
10)	Michael Conroy (34)	44:38
11)	Kent Guthrie (1st 40-44)	44:42
12)	Joe Taxiera (25)	45:02
13)	A.C. Argue (28)	45:08
14)	Ralph Bowles (2nd 40-44)	45:14
15)	Jim O'Neil (1st 50-54)	45:16
16)	Gary Alderman (35)	45:20
17)	Terry Hughes (35)	45:40
18)	Anthony Bettencourt (26)	45:46
19)	Ross Rowley (30)	45:53
20)	Dave Cargill (30)	45:58
27)	Russ Kiernan (3rd 40-44)	46:47
31)	Robert Malain (2nd 50-54)	47:29
83)	Mary Gaffield (1st F)	52:22
116)	Leslie McMullin (2nd W)	55:16
123)	Shawn Kelley (3rd W)	56:01
128)	Marilynn F. Harbin (1 40+W)	56:32
141)	Martha Maricle (1W 45-49)	58:02

February 24. 1979 Trail's End Marathon

1)	Harold Schulz (24) Berkly	2:20:03.8
2)	Matt Yeo (24) San Carlos	2:26:02
3)	Barry Thompson (23)	2:26:13
4)	Joseph Stewart (24)	2:26:39
5)	Phil English (24)	2:27:55
6)	Frank Dauncey (20) Arcata	2:29:04
7)	John Blalock	2:29:10
8)	Daniel Gruber (23) Aptos	2:30:03
9)	Terry Heath (24)	2:30:06
10)	Patrick Tyson (28)	2:30:12
47)	David Collins (27) MillVy	2:39:32
88)	William Boggs (31) LA	2:47:49
90)	Clifford Stewart (29) Okly	2:48:05
115)	Mike Williams (18) Arcata	2:50:30
116)	Gail Bolk (18) F	2:50:32
118)	Roy Scellato (31) Snyvle	2:51:11
152)	Hoyt Walker (27) Livermore	2:54:33
153)	Bob Myers (39) Oakley	2:54:36
172)	George Crandell (46) Arc.	2:56:42
209)	Wm. Daniel (34) Arcata	2:59:12
231)	Lori Alzner (18) 2W	3:00:30

1,625 finishers

Results - February 24, 1979
Cal State Dominguez Hills

1 1/2 Mile Run

L. Walts 5:32.0

110 METER DASH

1st heat

Wayne Ambrose 13.89
Delaine Wagner 14.30
Wilbur Buchanan 14.56

2nd heat

Al Guidet 15.0
Bill Burke 16.89

3rd heat

D. Woods 17.49

4th heat

Curtis Roberson 12.0
Glenn Johnson 12.15
George Wong 13.3

5th heat

Al Henry 13.1
Ted Vick 13.2
Robert Myers 14.10
Wilbur Buchanan 16.06

300 Yard Run

1st heat

Delaine Wagner 38.0
Wayne Ambrose 38.4
Tom Clayton 39.5
Wilbur Buchanan 39.9

2nd heat

Curtis Roberson 32.14
Dave Auxier 33.0
Glenn Johnson 33.1
- Youngquist - 34.0
George Wong 35.97

3rd heat

Al Henry 34.7
Ted Vick 36.0
Robert Myers 37.79

4th heat

Al Guidet 40.0
Ed Stotsenberg 44.2
Bill Burke 48.11

Long Jump

Hugh Cobb 16'10"
Ted Vick 16'54"
Bill Burke 12'5"

High Jump

- Rader - 6'4 1/2"

March 2, Fresno. FresnoCC/Fresno Pacific/Fresno Pacific Track Club

MEN

Jav — O'Reilly, FCC, 186-7; 2. Sciacqua, FCC, 158-9; 3. Guanera, FCC, 145-8.

440 relay — Fresno CC (Moore, Scott, Holbert, Flanagan) 42.7.

SP — Merlo, FCC, 49-3; 2. Sciacqua, FCC, 47-2 1/2; 3. Hodges, FCC, 45-8 1/2.

LJ — Alexander, FCC, 23-3 3/4; 2. Eddings, FCC, 21-3 3/4; 3. Alston, FCC, 21-11 1/2.

1500m — Betancourt, FPTC, 4:01.3; 2. Lowell, FPTC, 4:01.6; 3. Little, FPTC, 4:02.2.

110 HH — Miller, FPTC, 15.3; 2. Rhoades, FCC, 15.5; 3. Stamphill, FPTC, 17.5.

100m — Scott, FCC, 10.8; 2. Flanagan, FCC, 10.9; 3. Medlock, FPTC, 10.9.

HJ — Horn, FPTC, 7-0; 2. Thiesen, FPTC, 6-4; 3. Anderson, FPTC, 6-4.

800m — Tomerlin, FPTC, 1:55.9; 2. Maher, FPTC, 1:56.4; 3. Cox, FPTC, 1:58.6.

400 IH — Esquivel, FPTC, 54.5; 2. Rhoades, FCC, 58.3; 3. Dunklau, FCC, 1:00.4.

200m — Scott, FCC, 21.6; 2. Flanagan, FCC, 22.2; 3. Holbert, FCC, 22.8.

PV — O'Reilly, FCC, 15-0; 2. Mulligan, FCC, 13.6.

TJ — Alston, FCC, 47-9 1/2; 2. Eddings, FCC, 47-7; 3. Jackson, FCC, 44-10 1/2.

Dis — Turton, FPTC, 158-0; 2. Williams, FPTC, 148-2; 3. Thomas, FCC, 147-4.

2-mile — Hartig, FPTC, 9:06.3; 2. Lara, FPTC, 9:10.0; 3. Garza, FPTC, 9:44.3.

1600 rel — FCC (DeLuca, Dunklau, Guanera, Flanagan) 3:28.3; 2. FPTC 3:29.7.

Fresno CC 82, Fresno Pacific TC 54.

Women

SP — Kasparian, FCC, 38-6; 2. Martin, FCC, 35-7 1/2; 3. Robles, FPTC, 33-7 1/2.

440 rel — Fresno CC (Walker, Macias, Wooten, Saucedo) 51.7; 2. FPTC 52.8.

LJ — Macias, FCC, 15-10; 2. Wooten, FCC, 14-2 1/2.

1500m — Dominguez, FCC, 4:58.2; 2. Gonzales, FPTC, 5:18.5; 3. Callahan, FPTC, 5:46.5.

100 LH — Macias, FCC, 15.4; 2. Harris, FPTC, 16.5.

Jav — Robles, FPTC, 102-3; 2. Sosa, FCC, 92-7; 3. Canales, FCC, 87-6.

400m — Morgan, FPTC, 1:00.1; 2. Torres, FCC, 1:05.5.

March 3, Bakersfield.
Men's Triangular Meet--Azusa Pacific
92, Cal State Bkfld. 80, Fresno Pacific 21.

MEN

Ham — Semar, Bak, 161.1; PV — Wise, Azu, 12-6; 440 rel — Azu Pac. 45.6; SP — Turton, Fr Pac. 48-

USA-USSR INDOOR SEPTATHLON/PENTATHLON
U.S. MILITARY ACADEMY - WEST POINT, NEW YORK
MARCH 1-2, 1979

1. Viktor Grusenkin (USSR), 5649
2. Fred Samara (USA), 5554
3. Lee Pallas (USA), 5537
4. Bobby Goffman (USA), 5531
5. Tuffy Kutsenko (USSR), 5521
6. John Crist (USA), 5512
7. Grant Wiederhaus (USA), 5480
8. Vladimir Buriakov (USSR), 5466
9. tie between Nikolay Avilov (USSR), 5454 and Valeriy Kachanov (USSR), 5454
11. Andre Zuev (USSR), 5341
12. Mike Hill (USA), 5318
13. Vladimir Anisimov (USSR), 5224
14. Maurice Bardales (USA), 4981
Jim Howell (USA), did not finish
Aleksandr Grebenyuk (USSR), did not finish

1. Ekaterina Smirnova (USSR), 4348
2. Nadyazhda Karyakina (USSR), 4337
3. Jodi Anderson (USA), 4340
4. Olga Kuragina (USSR), 4118
5. Olga Rublevskikh (USSR), 4088
6. Linda Corneliaus Williams (USA), 4059
7. Joan Russell (USA), 3853
8. Nancy Malloy (USA), 3835
9. Joanne Jones Anderson (Canada), 3821
10. Penny May (Canada), 3789
11. Liz McBlain (Canada), 3750
12. Brenda Wilson (USA), 3738
13. Maggie Woods (Canada), 3731
14. Marilyn Linsemeyer (USA), 3633

Team scores - septathlon
1. United States - 32932
2. Soviet Union - 32885

Team scores - pentathlon
1. Soviet Union - 16891
2. United States - 15887
3. Canada - 15091

60m	110	80	110	60m	1000m		hurdles	sp	110	1100m	
Grusenkin 7.10	23-11k	50-4	6-7k	8.38	15-5	2:51.7	Smirnova 8.45	44-10	hi 3/4	19-10k	2:23.0
Samara 6.98	24-7 3/4	44-6k	6-3k	8.23	14-9k	2:50.4	Karyakina 8.53	41-7	5-5k	20-8 3/4	2:17.4
Pallas 7.14	22-2k	46-0	7-1	8.49	13-9k	2:42.0	Anderson 8.53	35-6	5-7 3/4	20-8 3/4	2:29.0
Goffman 6.97	22-2k	49-2k	6-2k	7.96	14-5k	2:48.0	Kuragina 8.70	33-6	3-7 3/4	19-8 3/4	2:18.3
Kutsenko 7.19	23-11	44-1k	6-8k	8.70	14-9k	2:41.7	Rublevskikh 9.02	38-8	5-10	20-3k	2:31.0
Crist 7.05	22-1k	44-7	6-9k	8.42	13-1k	2:35.3	Williams 8.81	33-5	5-10	19-10k	2:16.8
Wiederhaus 7.12	22-11k	42-6k	6-3k	8.31	14-1k	2:34.3	Malloy 9.53	37-7	5-7 3/4	17-8k	2:20.2
Buriakov 7.28	23-7k	44-6k	6-6	8.56	15-1k	2:42.5	Malloy 9.20	37-9k	5-5k	18-0k	2:24.9
Avilov 7.36	23-3k	47-8k	6-8k	8.22	14-3k	2:50.5	Anderson 9.29	42-8k	5-3	18-3k	2:28.5
Kachanov 7.16	23-9k	45-8k	6-8k	8.35	12-5 3/4	2:41.2	May 8.95	38-8k	5-4k	17-0 3/4	2:25.4
Zuev 7.35	23-1k	44-10k	6-3k	8.49	14-3k	2:41.2	McBlain 9.17	37-3 3/4	4-11k	17-10k	2:17.6
Hill 7.18	22-8	40-9k	6-2k	8.28	13-5k	2:35.2	Wilson 9.03	30-9k	5-5k	17-7k	2:21.6
Anisimov 7.17	23-11	44-0	6-1k	8.56	13-9k	2:50.5	Woods 9.54	32-5 3/4	5-10	18-8	2:23.7
Bardales 7.21	20-10	36-4 3/4	6-0	8.50	14-1k	2:40.5	Linsemeyer 9.14	38-11	5-3	16-10 3/4	2:33.0
Howell 7.07	21-9k	44-6k	6-0	8.43	-----	-----					
Grebenyuk 7.29	22-3 3/4	49-0	6-0	8.61	-----	-----					

USA-USSR INDOOR TRACK & FIELD
TARRANT COUNTY CONVENTION CENTER - FORT WORTH, TEXAS
MARCH 3, 1979

Men

60 yard dash
1. Houston McTeer (USA), 6.14
2. Steve Riddick (USA), 6.71
3. Nikolai Kolesnikov (USSR), 6.21
4. Aleksandr Aksinin (USSR), 6.28

440 yard run
1. Stan Vinson (USA), 47.71 (batters meet record of 48.4 by Jim Boldring, USA, and Vinson, 1975)
2. Viktor Buraok (USSR), 48.64
3. Benedictus Valyutin (USSR), 49.23
4. Clifton Perry (USA), 49.61

880 yard run
1. Evans White (USA), 1:49.2 (batters meet record of 1:49.4 by Rick Wohlbuter, USA, 1975)
2. Mark Lech (USA), 1:50.1
3. Nikolai Shirokov (USSR), 1:50.6
4. Vladimir Podolyakov (USSR), 1:53.0

One mile run
1. Steve Lacy (USA), 4:01.8
2. Craig Mackaback (USA), 4:03.4
3. Vladimir Toropov (USSR), 4:04.8
4. Nikolai Kirov (USSR), 4:05.4

Three mile run
1. Viktor Abramov (USSR), 13:18.0
2. Bobbie Parkins (USA), 13:20.2
3. Bill Donakowski (USA), 13:29.1
4. R. Sausatis (USSR), 13:34.3

60 yard hurdles
1. Andrey Prokofyev (USSR), 7.04
2. Kerry Bethel (USA), 7.09
3. Dedy Cooper (USA), 7.15
4. Vyacheslav Kulchaykin (USSR), 7.64

Three mile walk
1. Yevgeniy Yevsyukov (USSR), 19:03.3
2. Todd Scully (USA), 20:02.2
3. Jim Haring (USA), 20:36.4

High Jump
1. Vladimir Yashchenko (USSR), 7-6 1/2

Shot put

1. Vladimir Kiselyev (USSR), 66-1k
2. Peter Shmook (USA), 65-10
3. Aleksandr Barishnikov (USSR), 63-3k
4. Colin Anderson (USA), 64-8k

Kiselyev, 66-0 3/4, 65-7k, 65-7k, 66-1k, 6, 1, Shmook, 64-9k, 62-7, 64-3 3/4, 65-10, 64-11, 65-6, Barishnikov, 62-2 3/4, 63-0 3/4, 64-1k, 65-3k, f, Anderson, 61-8 3/4, 55-1, 62-8 3/4, 64-8k, f, 64-6

Women

60 yard dash
1. Lyudmila Storooshkova (USSR), 6.63 (batters world best of 6.72 by DeAndrea Carney, USA, 1978; batters meet record of 6.6 by Iris Davis, USA, in 1972-73, and Angel Doyle, USA, 1973)
2. Chandra Cheeseborough (USA), 6.69
3. Vera Anisimova (USSR), 6.71
4. Dollie Fleetwood (USSR), 6.73

440 yard dash
1. Sherri Howard (USA), 55.30
2. Irina Tcherminka (USSR), 55.69
3. Yolanda Rich (USA), 55.76
4. Maria Kulchumova (USSR), 55.88

880 yard run
1. Svetlana Styrkina (USSR), 2:04.7 (batters meet record of 2:06.3 by Wendy Knudson, USA, 1977)
2. Wendy Knudson, USA, 2:06.2
3. Lyudmila Vesselkova (USSR), 2:07.4
4. Karyl Jones (USA), 2:08.6

One mile run
1. Zandra Zaitseva (USSR), 4:30.1
2. Franca Larriou (USA), 4:33.2
3. Jan Merrill (USA), 4:43.6

March 11 MEETS

AZTEC RELAYS
At San Diego State

MEN

100-1. Williams (USC), 10.31; 2. Johnson (USC), 10.61; 3. Goosby (Maccabi TC), 10.65; 4. Kruliec (Maccabi), 10.76.
400-1. Dramagvia (Maccabi), 46.9; 2. Bethany (USC), 47.1; 3. Edwards (Tobias Striders), 47.5; 4. Fuller (Saddieback College), 47.6.
800-1. Omwansa (USC), 1:50.0; 2. Keeling (South Bay TC), 1:51.9; 3. Bahara (San Diego State), 1:52.8; 4. Jones (unat), 1:53.3.
MILE-1. Ortiz (Grossmont JC), 4:04.8; 2. Medvin (unat), 4:05.6.
5,000-1. Hunsaker (San Diego State), 14:24.5; 2. Perone (Glendale CC), 14:40.3; 3. Sadler (Pt. Loma), 14:45.1; 4. Nelson (Glendale CC), 14:47.5.
3,000 STEEPCLECHASE-1. St. John (San Diego State), 8:46.4; 2. Barney (C. Arizona), 9:00.6; 3. Cour (San Diego TC), 9:01.9; 4. Perez (USC), 9:07.5.
110H-1. Stewart (USC), 13.8; 2. Johnson (USC), 14.1; 3. McCraney (USC), 14.3; 4. Campbell (USC), 14.4.
400H-1. King (Maccabi), 50.1; 2. Graybehl (Pacific Coast Club), 50.7; 3. Sheffield (San Diego State), 52.1; 4. Stewart (USC), 53.8.
400 RELAY-1. USC (Williams, Simmons, Sanford, Mullins), 39.18; 2. San Diego State, 40.08; 3. Maccabi, 41.0.
800 RELAY-1. USC (Bradford, Simmons, Sanford, Mullins), 1:22.8; 2. All-American TC, 1:28.7.
1,600 RELAY-1. USC (Mullins, Bradford, Simmons, Sanford), 3:07.5; 2. San Diego State, 3:09.7; 3. Maccabi, 3:10.0.
DISTANCE MEDLEY RELAY-1. Santa Monica TC (Frichtel, Bryant, Cleary, Vernon), 9:44.7; 2. USC (White, Walters, Perez, Omwansa), 10:04.2.
HIGH JUMP-1. Boyd (USC), 6-11; 2.

3rd heat	
Al Henry	34.7
Ted Vick	36.0
Robert Myers	37.79
4th heat	
Al Guidet	40.0
Ed Stotsenberg	44.2
Bill Burke	48.11

Long Jump	
Hugh Cobb	16'10"
Ted Vick	16'53"
Bill Burke	12'5"

High Jump	
- Rader -	6'4"
Matt Wagner	6'0"
Bob Cook	5'2"
Shirley Davisson	5'0"
Delaine Wagner	4'4"
Bill Burke	4'2"

Shot Put 8'	
Bill Burke	39'10 1/2"
Eason Grimm	25'2 1/2"

#12	
Eason Grimm	21'9 1/2"
Jack Thatcher	48'8"

*Note: Jack was not sure what size shot this was

CAL ST. LOS ANGELES INVITATIONAL

100—Brown (Athletes in Action), 10.62w; 200—Brown (AIA), 21.50w; 400—Beasley (AIA), 47.61; 800—Thornton (Maccabi TC), 1:53.1; 1,500—L. Luevano (MTC), 3:46.0; 3. Caldwell (Loeschhorn's RC), 3:49.5; 4. Blackburn (unat), 3:51.1; 5,000—McCullough (SMTC), 14:26.8; 110HH—1. McCraney (MTC), 14:40; 2. Robinson (All-American TC), 14:41; 400IH—Greene (CSLA), 53.73; 400 RELAY—1. Gilkes All-stars, 40:81; 2. Athletes in Action, 41:06; 3. Cal St. Northridge, 41:17; 4. Cal St. L.A., 41:60. MILE RELAY—Cal St. L.A., 3:19.6; PV—Hardison (AIA), 16; 6; 2. Jokivar-tio (CSLA), 16-0; 3. Adams (South Bay TC), 16-0; 4. Ferguson (SBTC), 16-0. TJ—Ehizuelen (MTC), 51-7/2; SP—Byrnes (MTC), 60-2; DT—Macaulay (CSN), 164-11; HT—1. Macaulay (CSN), 172-2; 2. Doble (CSLA), 160-2.

Downey Relays

Boys
RELAYS: 440—Lynwood, 44.4; 880—Lynwood, 1:33.7; MILE—Lynwood, 3:30.9; SPRING MEDLEY—Lynwood, 3:48.8; DISTANCE MEDLEY—Downey, 11:20.2; SHUDDLE H-L HURDLES—Lynwood, 1:00.8; FOUR MILE—El Monte, 19:39.9; PV—Worden (Warren), 13-0; TJ—Merrick (L), 42-7.
TEAM SCORES—Lynwood, 77; St. Paul, 64; St. John Bosco, 60; Downey, 58; Plus X, 42.
Girls
RELAY: 440—Whittier, 54.1 MILE—La Serna, 4:22.5; SP—Ebert (Schurr), 41-2; DT—Ebert (Schurr), 135-4.
TEAM SCORES—Whittier, 39; Plus X, 36; La Serna, 28; Schurr, 21; Downey, 20.

1500m — Dominguez, FCC, 4:58.2; 2. Gonzales, FPTC, 5:18.5; 3. Callahan, FPTC, 5:46.5.
100 LH — Macias, FCC, 15.4; 2. Harris, FPTC, 16.5.
Jav — Robles, FPTC, 102-3; 2. Sosa, FCC, 92-7; 3. Canales, FCC, 87-6.
400m — Morgan, FPTC, 1:00.1; 2. Torres, FCC, 1:05.5.

March 3. Bakersfield.
Men's Triangular Meet—Azusa Pacific 92, Cal State Bkfld. 80, Fresno Pacific 21.

MEN
Ham — Semar, Bak, 161.1; PV — Wise, Azu, 12-6; 440 rel — Azu Pac, 45.6; SP — Turton, Fr Pac, 48-9 1/2; 3000-meter steeplechase — Garza, Fr Pac, 9:26.1; 1500 — Burch, Bak, 3:57.4; 110 HH — Wise, Azu, 14.6; 800 — Fry, Azu Pac, 2:00.4; 400 IH — Perkins, Bak, 55.1; 200 — Smith, Bak, 21.8; Dis — Turton, Fr Pac, 154-2; TJ — Wise, Azu, 45-3; 5000 — Burch, Bak, 14:45.5; HJ — Wise, Azu, 6-8; Mile rel — Bak, 3:22.4.

WOMEN
440 rel — Northridge 47.0; LJ — Taylor, CSUN, 18-8; 1500 — Keyes, CSUN, 4:38.8; HJ — Spencer, CSUN, 5-6; Jav — Ritchie, CSUN, 131-7; SP — Jenkins, CSUN, 46-1; 400 — Brown, CSUN, 58.8; 100 — Young, CSUN, 11.9; 800 — Romeser, CSUN, 2:17.2; 400 LH — Taylor, CSUN, 64.9; 200 — McKinnley, CSUN, 25.1; Dis — Pyle, CSUN, 149-6; 3000 — Walker, CSUN, 10:15.4; Mile Relay: Northridge 4:03.7.

Women's Five-Team Meet—CS Northridge 143, Cal State Bkfld. 44, Fresno Pacific TC 20, UC Riverside 19 and Azusa Pacific 9.

March 3. Yuma, Arizona. Roadrunner Marathon

1) Knapp (Oceanside)	2:31:27
2) Sayward (Anaheim)	2:33:30
3) Branson (Oracle)	2:37:20
4) McKeown (Oceanside)	2:39:00
5) Fry, Jr. (Pine)	2:46:23
6) Corvera (El Centro)	2:46:53
7) Ackison (El Centro)	2:47:24
8) Noriega (Callexico)	2:48:07
9) Thatcher (Yuma)	2:52:42
10) Cooper (LaJolla)	2:54:34
11) Chee (Phoenix)	2:56:02
12) Ruliffson (Bethesda)	2:56:09
13) Brinster (Yuma)	2:56:11
14) Stinemetz (Yuma)	2:56:18
15) Nelson (SanDiego)	2:56:44

/B. G. Butcher/

March 4. Guadalupe. 3rd Annual Eco-Freak Run (8 mile):

1) Kirk Young	1:06:58
2) Bob Tapia	1:07:48
3) Gordon Oliver	1:07:54
4) Darrell Adams	1:08:26
5) Jon Root	1:10:29
6) Antonio Arreola	1:10:38
7) Bob Hotaling	1:10:39
8) Steve Denneen	1:13:06
9) Dan George	1:13:30
10) John Coffey	1:13:30
16) Franie Castro	1:17:08
20) Carol Lizalde	1:18:00

William Denneen/

3. Nikolai Shirokov (USSR), 1:50.6
4. Vladimir Podolyakov (USSR), 1:53.0
One mile run
1. Steve Lacy (USA), 4:01.8
2. Craig Masback (USA), 4:03.4
3. Vladimir Toropov (USSR), 4:04.8
4. Nikolai Kirov (USSR), 4:05.4
Three mile run
1. Viktor Abramov (USSR), 13:18.0
2. Hobbie Perkins (USA), 13:20.2
3. Bill Donakowski (USA), 13:29.1
4. R. Sausettis (USSR), 13:34.3

50 yard hurdles
1. Andrey Prokofyev (USSR), 7.04
2. Kerry Bethel (USA), 7.09
3. Dedy Cooper (USA), 7.15
4. Vyacheslav Kulabyakin (USSR), 7.64

Three mile walk
1. Yevgeniy Yevsyukov (USSR), 19:03.3
2. Todd Scully (USA), 20:02.2
3. Jim Heiring (USA), 20:36.4

High jump
1. Vladimir Yashchenko (USSR), 7-4 1/2 (bettors meet record of 7-4 by Sergei Sebyukov, USSR, 1976)
2. Benn Fields (USA), 7-5
3. Jim McDaniel (USA), 7-1 1/2
4. Gennadiy Byelkov (USSR), 7-1 1/2

Yashchenko, 6-9 1/2 (p), 6-11 1/2 (1), 7-1 1/2 (3), 7-2 3/4 (1), 7-3 3/4 (1), 7-5 (1) 7-6 1/2 (3), 7-9 (x)
Fields, 6-9 1/2 (p), 6-11 1/2 (1), 7-1 1/2 (1), 7-2 3/4 (2), 7-3 3/4 (2), 7-5 (2), 7-6 1/2 (x)
McDaniel, 6-9 1/2 (p), 6-11 1/2 (1), 7-1 1/2 (1), 7-2 3/4 (x)
Byelkov, 6-9 1/2 (xp), 6-11 1/2 (1), 7-1 1/2 (3), 7-2 3/4 (x)

Pole vault
1. Dan Ripley (USA), 18-5 3/4 (bettors world best and American record of 18-8 1/2 by Mike Tully, UCLA, 1978; bettors meet record of 17-9 3/4 by Valeriy Boyko, USSR, 1975)
2. Earl Bell (USA), 17-4
3. Yevgeniy Tananika (USSR), 17-0
4. Vladimir Trofimov (USSR), no height

Ripley, 17-0 (1), 17-4 (p), 17-8 (2), 18-0 3/4 (1), 18-5 3/4 (2)
Bell, 17-0 (2), 17-4 (1), 17-8 (x)
Tananika, 17-0 (3), 17-4 (xp), 17-8 (x)
Trofimov, 17-0 (x)

Long jump
1. Theo Hamilton (USA), 25-10 1/2
2. Valeriy Podlushny (USSR), 25-7
3. Vladimir Tsypalyev (USSR), 25-6 3/4
4. Larry Myricks (USA), 24-8

Hamilton, 25-2 3/4, f, 20-1, 25-0, 24-3 25-10 1/2
Podlushny, f, f, f, 24-9 1/2, p, 25-7
Tsypalyev, f, f, f, 25-6 3/4, p, 18-5 3/4
Myricks, 24-0, 23-3, 24-8, 22-0, 23-1, 23-0.

Triple jump
1. Anatoliy Piskulin (USSR), 55-0 1/2
2. Gennadiy Valyukovich (USSR), 54-11
3. Milan Tiff (USA), 54-11
4. Ben Livers (USA), 53-7

Piskulin, 51-11 3/4, 51-1, 53-2 3/4, 55-0 1/2
Valyukovich, 50-11 1/2, 54-11, 54-8 3/4, f, p, 53-2 1/2
Tiff, 53-3, f, 50-0 1/2, 54-9 1/2, f, f
Livers, f, f, 43-6, 52-10 3/4, f, 53-7

Weight throw
1. Yuriy Syedikh (USSR), 69-4
2. Emmitt Barry (USA), 66-5 3/4
3. Boris Zaibok (USSR), 65-1 1/2
4. George Trean (USA), 64-4 1/2

Team scores
Men: USA 75 - USSR 66
Women: USSR 52 - USA 46
Combined: USA 121 - USSR 118
Attendance: 9,218

50 yard dash
1. Lyudmila Storchikova (USSR), 14:45.1; 4. Nelson (Glendale CC), 14:47.5; 3,000 STEEPLECHASE—1. St. John (San Diego State), 8:46.2; 2. Barney (C. Arizona), 9:00.6; 3. Cour (San Diego TC), 9:01.9; 4. Perez (USC), 9:07.5; 110HH—1. Stewart (USC), 13.8; 2. Johnson (USC), 14.1; 3. McCraney (USC), 14.3; 4. Campbell (USC), 14.4; 400IH—1. King (Maccabi), 50.1; 2. Graybehl (Pacific Coast Club), 50.7; 3. Sheffield (San Diego State), 52.1; 4. Stewart (USC), 53.8; 400 RELAY—1. USC (Williams, Simmons, Sanford, Mullins), 39:18; 2. San Diego State, 40:08; 3. Maccabi, 41.0; 800 RELAY—1. USC (Bradford, Simmons, Sanford, Mullins), 1:22.8; 2. All-American TC, 1:28.7; 1,600 RELAY—1. USC (Mullins, Bradford, Simmons, Sanford), 3:07.5; 2. San Diego State, 3:09.7; 3. Maccabi, 3:10.0.

440 yard dash
1. Sherri Howard (USA), 55.30
2. Irina Pechmanina (USSR), 55.69
3. Yolanda Rich (USA), 55.76
4. Maria Kulchunova (USSR), 55.88

800 yard run
1. Svetlana Styrkina (USSR), 2:04.7 (bettors meet record of 2:06.3 by Wendy Knudson, USA, 1977)
2. Wendy Knudson, USA, 2:06.2
3. Lyudmila Veselkova (USSR), 2:07.4
4. Karal Jones (USA), 2:08.6

One mile run
1. Zandra Zaitseva (USSR), 4:30.1
2. Franca Larrieu (USA), 4:33.2
3. Jan Harrill (USA), 4:43.6
Svetlana Guskova (USSR), disqualified

Two mile run
1. Jan Harrill (USA), 9:41.5 (bettors meet record of 9:59.6 by Franca Larrieu, USA, 1977)
2. Raisa Sadretinova (USSR), 9:41.7
3. Julie Brown (USA), 9:49.2
4. Valentina Ilyinikh (USSR), 9:56.9

50 yard hurdles
1. Candy Young (USA), 7.3 hand-timed (equals world hand-timed best by Doby LaPlante, USA, 1977)
2. Nina Morgulina (USSR), 7.5
3. Tatyana Anisimova (USSR), 7.6
4. Rhonda Brady (USA), 7.9

High jump
1. Marina Syerkova (USSR), 6-0 1/2
2. Louise Ritter (USA), 6-0 1/2
3. Paula Girven (USA), 5-11
4. Tamara Bykova (USSR), 5-9 1/2

Syerkova, 5-7 3/4 (1), 5-9 1/2 (1), 5-11 (1), 6-0 1/2 (1), 6-1 3/4 (x)
Ritter, 5-7 3/4 (1), 5-9 1/2 (1), 5-11 (1), 6-0 1/2 (2), 6-1 3/4 (x)
Girven, 5-7 3/4 (1), 5-9 1/2 (2), 5-11 (3), 6-0 1/2 (x)
Bykova, 5-7 3/4 (1), 5-9 1/2 (1), 5-11 (x)

Long jump
1. Tatyana Proskurnyaka (USSR), 20-9 1/2
2. Jodi Anderson (USA), 20-7 1/2
3. Martha Watson (USA), 20-0 1/2
4. Anita Stukans (USSR), 19-3 3/4

Proskurnyaka, 19-4, 20-0, 20-0 1/2, 20-1 1/2, 20-9 1/2
Anderson, 20-7, 20-5 3/4, 20-3 3/4, 20-7 1/2, 20-2 1/2
Watson, 20-0 1/2, 19-8 1/2, 18-9 3/4, 18-3 3/4, 19-6 3/4
Stukans, 18-11 3/4, 18-11 3/4, 19-3 3/4

Shot put
1. Rina Muskietviciene (USSR), 58-4 1/2
2. Svetlana Krachevskaya (USSR), 56-8 1/2
3. Ann Turbyna (USA), 51-10 1/2
4. Marcia Macklenburg (USA), 50-5 1/2

Muskietviciene, 55-7 1/2, 56-11 3/4, f, 58-4 1/2, 56-8 3/4, 56-8 1/2
Krachevskaya, f, 56-7, 56-8 1/2, 55-6, 52-8 3/4, 56-3 1/2
Turbyna, 50-6 1/2, 51-10 1/2, 51-9 3/4, 49-10 1/2, 49-1, 51-3 3/4
Macklenburg, 48-5 1/2, f, 47-0 1/2, 47-9 3/4, f, f

INTERNATIONAL MEET At Adelaide, Australia
MEN: 60 METERS—1. McTear (Muhammad Ali TC), 6.7; 100—1. Gilkes (Guyana), 10.5; 2. McTear, 10.6; 200—Gilkes, 20.4.
WOMEN: 600—Rendina (Australia), 1:26.9 (world record)

March 11 MEETS

Women

Long Beach St. (53) at UCLA (92)

NCAA INDOOR CHAMPIONSHIPS
At Detroit

60 HH—1. Nehemiah (Maryland), 6:50 (meet record, old mark, 6:44, Nehemiah, Friday's quarter-finals); 2. Edwards (West Virginia), 7:09; 3. Wright (Memphis State), 7:17; 4. Levitt (Missouri), 7:29; 5. Robertson (Maryland), 7:32; 6. Obasogie (Missouri), 7:34.

60—1. Dickey (Texas A&M), 6:15; 2. Gance (Auburn), 6:17; 3. Carter (Kent State), 6:21; 4. Deal (UTEP), 6:22; 5. Edwards (Houston), 6:24; 6. Smith (Michigan State), 6:27.

TWO-MILE—1. Nyambui (UTEP), 8:37.9; 2. Stintzi (Wisconsin), 8:39.3; 3. Muggleton (Arkansas), 8:41.4; 4. Bickford (Northeastern), 8:42.9; 5. Henderson (Wheaton), 8:43.9; 6. Cuzzuti (Western Kentucky), 8:44.3.

400—1. Tufariello (Villanova), 1:09.41; 2. Mickens (Kansas), 1:09.72; 3. Coombs (Alabama), 1:09.74; 4. Sargent (Miami, Ohio), 1:10.29; 5. Hill (Louisiana State), 1:10.67; 6. Dils (Eastern Michigan), 1:10.78.

DISTANCE MEDLEY RELAY—1. Tennessee (Hunter, Barlow, Halder, Young), 9:47.1; 2. BYU, 9:48.9; 3. Villanova, 9:49.1; 4. Eastern Michigan, 9:49.5; 5. Bowling Green, 9:50.0; 6. Auburn, 9:50.7.

1000—1. Paige (Villanova), 2:07.3; 2. Canfy (Virginia), 2:09.0; 3. Harbour (Baylor), 2:10.0; 4. Moore (Michigan State), 2:10.0; 5. Abston (Auburn), 2:10.2; 6. Mortimer (Northeastern), 2:10.6.

TWO-MILE RELAY—1. Nebraska (Downes, Dunigan, Fluff, Poehling), 7:31.3; 2. Western Michigan, 7:31.9; 3. Harvard, 7:32.0; 4. Georgetown, 7:34.9; 5. Adelphi, 7:35.0; 6. Notre Dame, 7:59.2

MILE—1. Nyambui (UTEP), 3:57.9 (meet record, old mark, 3:58.6, Jim Ryan, Kansas, 1967); 2. Maree (Villanova), 3:59.9; 3. Korir (Villanova), 4:03.8; 4. Warren (Murray State), 4:09.4; 5. Sinclair (Colorado State), 4:10.2; 6. Donoghue (St. John's), 4:21.3.

MILE RELAY—1. Villanova (Brown, Harbour, Tufariello, Dale), 3:15.52; 2. Kansas, 3:16.07; 3. Southern, 3:16.09; 4. Maryland, 3:20.19; 5. Nebraska, 3:25.12.

POLE VAULT—1. Stiles (Harvard), 17-3; 2. Buckingham (Kansas), 17-3; 3. Goodman (Washington State), 17-0; 4. Kimball (Indiana), 17-0; 5. (tie) Hall (Texas A&M), Oravetz (Washington), Pintus (Arkansas State), Pilla (Arkansas State), Halverson (San Diego State), 16-6.

HJ—1. Pringle (Florida), 7-23/4; 2. Peterson (Idaho), 7-11/4; 3. Laffany (Michigan), 7-11/4; 4. Page (Missouri), 7-0; 5. Thornton (Northeast Missouri), 7-0; 6. Allen (Columbia), 7-0.

FINAL TEAM STANDINGS—1. Villanova, 52; 2. UTEP 51; 3. Auburn, 27; 4. (tie), Tennessee and Kansas, 24; 6. Maryland, 22; 7. Harvard, 16; 8. (tie), Dartmouth, Wisconsin, Missouri, Indiana, 14; 12. Texas A&M, 12/3/5; 13. (tie), Houston, Southern Illinois, Nebraska, 12; 16. Washington, 11/13/5; 17. (tie), Florida, Mississippi College, Prairie View A&M, 10; 20. (tie), Middle Tennessee, Eastern Michigan, 9; 22. (tie), Idaho, Brigham Young, Murray State, Northeast Missouri, Morgan State, Richmond, Virginia, West Virginia, Western Michigan, 8; 31.

100 METERS—1. Reed (UCLA), 11.8; 2. DeWitty (LB), 11.9; 3. Wright (UCLA), 12.0.
200—1. Reed (UCLA), 24.5; 2. Wright (UCLA), 24.8; 3. DeWitty (LB), 24.9.
400—1. Cumbress (UCLA), 56.8; 2. Brown (LB), 58.9.
800—1. Warner (UCLA), 2:09.17; 2. Ralston (UCLA), 2:12.2; 3. Bonds (LB), 2:16.20.

1500—1. Chisam (UCLA), 4:35.0; 2. Hogge (LB), 4:38.1; 3. Broberick (UCLA), 4:43.2.
3000—1. Jackson (UCLA), 10:18.0; 2. Burke (UCLA), 10:26.7; 3. Grimm (LB), 10:32.4.

5000—1. Yanke (LB), 18:26.3; 2. Lester (UCLA), 18:49.2; 3. Lopez (LB), 21:17.5.
100HH—1. Gouridine (UCLA), 14.2; 2. McGee (LB), 14.6; 3. Pemberton (LB), 14.8.

400 METER RELAY—1. Long Beach State (Walker, DeWitty, Peterson, McGee), 47.1; 2. UCLA, disqualified.
MILE RELAY—1. UCLA (Warner, Ralston, Gouridine, Cumbress), 3:51.5; 2. Long Beach St., 3:53.7.

HIGH JUMP—1. Remmling (UCLA), 5-9; 2. Walker (UCLA), 5-9; 3. Simon (LB), 5-7.
LONG JUMP—1. S. Walker (LB), 19-4; 2. P. Walker (UCLA), 18-11/4; 3. Gouridine (UCLA), 18-7/4.

SHOT PUT—1. Pole (LB), 46-9; 2. Kauti (UCLA), 42-4; 3. Kennedy (UCLA) (38-10 3/4).
DISCUS—1. Hoerner (LB), 140-0/4; 2. Kauti (UCLA), 126-1; 3. Kuehl (UCLA), 126-1.

Long Beach St. (43) at UCLA (102)

400 RELAY—1. Long Beach State (Taylor, Herbert, Adkins, Green), 42.35. Note—UCLA dropped baton.
MILE RUN—1. Gonzales (UCLA), 4:14.7; 2. (tie), Angel (LB) and Watkin (UCLA), 4:15.0.
110HH—1. Foster (UCLA), 13.8; 2. Higgins (UCLA), 14.5; 3. Lindsay (LB), 15.2.

400—1. McGlathlin (UCLA), 48.1; 2. Joe Parker (UCLA), 48.3; 3. Hubbard (UCLA) 49.1.
SHOT PUT—Laut (UCLA), 63-2; 2. Fuller (LB), 57-4/4; 3. Fuller (LB), 51-5/4.

LONG JUMP—1. Johnson (LB), 24-7/2w; 2. Williams (UCLA), 24-4/2w; 3. Stanch (UCLA), 24-1w.
100 METERS—1. E. Brown (UCLA), 10.5; 2. Williams (UCLA), 10.5; 3. Weaver (UCLA), 10.8.
800 METERS—1. Theriot (UCLA), 1:53.8; 2. Wingard (LB), 1:54.2; 3. Brown (UCLA), 1:55.1.

JAVELIN—1. Jadwin (UCLA), 221-1; 2. Carli (UCLA), 220-11; 3. DeMill (UCLA), 220-4.
HIGH JUMP—1. Joseph (UCLA), 7-0; 2. LaRusch (LB), 6-10; 3. Leach (UCLA), 6-8.

400IH—1. McNeat (UCLA), 52.6; 2. Higgins (UCLA) 52.9; 3. Lindsay (LB), 57.8.
POLE VAULT—1. C. Brown (UCLA), 17-1; 2. Curran (UCLA), 16-6; 3. Warner (UCLA), 16-0.
200—1. Weaver (UCLA), 21.8; 2. Hebert (LB), 22.1; 3. Beal (UCLA), 22.2.

DISCUS—1. McSeverney (LB), 179-6; 2. D. Fuller (LB), 172-10; 3. P. Fuller (LB), 169-3.
MILE RELAY—1. UCLA (Hubbard, Parker, F. Brown, Higgins), 3:14.24; 2.

March 16, Fresno. Quadrangle -- Cal State Univ Fresno/Cal State Bkfld./ Cal State Stanislaus/Fresno Pacific:

Hammer — 1. Tinsley, FSU, 168-7; 2. Semar, CSB, 159-10; 3. Pierson, CSS, 154-1; 4. Inabnit, CSS, 153-5.

SP — 1. Schablaake, FSU, 54-4; 2. Turton, FP, 51-10 1/2; 3. McIntyre, FSU, 50-6; 4. Pittman, CSS, 50-4 1/2.

400 relay — 1. Bakersfield (Smith, Stewart, Williams, Jackson, 41.75; 2. Fresno, 42.02; 3. Stanislaus, 42.11.

PV — 1. Pierce, FSU, 14-6; 2. Bauld, FSU, 14-0; 3. Byron, FSU, 14-0.

3,000 meter steeplechase — 1. Renteria, FP, 9:42.52; 2. Kurtze, FSU, 9:47.85; 3. Cornell, FSU, 10:03.57; 4. Lofgren, CSS, 10:22.82.

110 HH — 1. Lucky, CSS, 14.9; 2. Easter, FSU, 15.3; 3. Ducay, CSS, 16.4; Nelson, FSU, 16.4.

1,500 meters — 1. Haake, FSU, 4:02.34; 2. Garza, FP, 4:03.57; 3. Knerr, FSU, 4:04.63; Loux, FSU, 4:06.36.

400 meters — 1. Williams, CSB, 49.19; 2. Johnson, CSS, 49.7; 3. Lingel, FSU, 50.58; 4. Brown, FSU, 51.3

LJ — 1. Richardson, FSU, 22-1; 2. Smith, CSB, 20-11; 3. Cook, CSS, 20-10 1/2; 4. Byron, FSU, 20-4 1/2.

Javelin — 1. Morley, FSU, 196-4; 2. Raymond, FSU, 188-10; 3. Coe, FSU, 176-10; 4. Cawthoh, CSS, 168-5.

HJ — 1. Ward, 6-10; 2. Henderson, 6-8; 3. Gooch, FSU, 6-6; 4. tie McNamara, FSU and Jeff Garrett, CSB, 6-8.

100 — 1. Jackson, CSB, 11.02; 2. Henderson, FSU, 11.21; 3. Will Stokes, CSS, 11.28; 4. Stewart, CSB, 11.49.

400 IH — 1. Harris, CSS, 53.09; 2. Ducay, CSS, 54.10; 3. Swift, CSS, 54.74; 4. Easter, FSU, 55.35.

800 — 1. Woods, CSS, 1:54.40; 2. Brenner, FSU, 1:55.54; 3. Tilford, FSU, 1:55.68; 4. Foley, FSU, 1:57.40.

200 — 1. Jackson, CSB, 22.21; 2. Stokes, CSS, 22.47; 3. Smith, CSB, 22.87; 4. Stewart, CSB, 22.97.

Discus — 1. Eandler, FSU, 169-9; 2. Turton, FP, 164-11; 3. Torosian, FSU, 147-4; 4. Pittman, CSS, 137-3.

TJ — 1. Richardson, FSU, 46-2; 2. Cook, CSS, 45-9 1/2; 3. Zizzo, FSU, 44-11 1/2; 4. Salazar, FSU, 44-6.

5,000 meters — 1. Coulman, FSU, 14:50.52; 2. Loux, FSU, 15:10.98; 3. Garza, FP, 15:12.80; 4. Higginbotham, FP, 15:48.47.

1,600 relay — 1. Stanislaus (Horn, Johnson, Swift, Harris, 3:18.7; 2. Bakersfield, 3:21.7; 3. FSU, 3:22.8.

March 10. Modesto. Valley Conference
Relays:

Team scores — American River 130, Fresno 91, Modesto 76, Cosumnes River 64, San Joaquin Delta 50, Sacramento 40, College of the Sequoias 30, Reedley 26.

Distance medley — 10:25.5, American River, Sequoias, Modesto (Iverson, Uhl, Mihalic, Holmes).

440 relay — 42.5, American River, Cosumnes, Fresno. 2 mile 8 9:51.1, Lohse (COS), Winkley (M), Otis (Cosumnes).

110 HH — 14.8, Dixon (D), Rhodes (F), Shaw (M). Jav 8 491-1, Fresno, Sequoias, American River. Sprint med ley 8 3:32.1, American River, Fresno, Delta.

100 — 10.5, Daily (Sac), Wolf (AR), Scott (F).
2 mile relay — 8:04.9, Sequoias, American River, Delta.

SP — 139-94, American River, Fresno, Modesto (Morris, Rade, Burke).

880 relay — 1:28, American River, Sacramento, Fresno.

HJ — 19-2, American River, Sacramento, Modesto (Williams, Shaw, Pittel).

Shuttle hurdle relay — 59.0, American River, Delta, Fresno.

LJ — 67-5, Fresno, Reedley, Modesto (Williams, Fisher, Shaw).

PV — 36-6, Modesto (Pittel, St. Joer, Crawford), Cosumnes, American River.

Steeple chase — 8:53.4, Cushenreny (AR), McDonald (S), Lohse (COS). TJ — 140-14, Fresno, Cosumnes, American River.

Mile relay — 3:23.6, Cosumnes, American River, Delta.

Dis — 417-10, Reedley, Modesto (Morris, Rade, Burke), Fresno.

Women's

Team Scores — Fresno 98, Modesto 86, Delta 55, American River 40, College of the Sequoias 34, Reedley 18, Sacramento 17.

SP — 102-10, Fresno, Modesto (Binns, Sandoval, McClurg), American River.

HJ — 13-4, Sacramento, Fresno, Modesto (Moore, Tornquist, Taylor).

3000 — Hester (F), Robinson (D), Brazil (M).
440 relay — 50.5, Sequoias, Fresno, Delta.

100 hurdles — 15.4, Macias (F), Watson (D), Nashida (R).

Sprint medley relay — 1:53.7, Modesto (Perry, Ramirez, Shreeve, Tornquist), Sequoias, Delta.

100 — 11.3, Ramirez (M), Loduca (D), Wooten (F). 880 relay 8 1:49.4, Fresno, Sequoias, Modesto (Hoegh, Perry, Tornquist, Schaapman).

Results - March 10, 1979
Cal-State Dominguez Hills

1500 Meter Run

D. Auxier	4:52.0
L. Walts	4:55.2
John Harper	5:00.2
A. Beadle	5:24.1
Dave Lewis	5:24.6
Wilbur Buchanan	6:00.0

500 Meter Run

Glenn Johnson	1:13.1
C. Mc Kenney	1:13.3
Doug Wells	1:13.4
Al Henry	1:13.6
R. Beadle	1:15.0
Delaine Wagner	1:30.1
Dave Lewis	1:36.8

60 Meter Dash

1st heat

Walt Butler	7.1
Ronald Beadle	7.16
Curtis Robertson	7.31
Michael Louis	7.4
Matt Culbert	7.7

2nd heat

Dave Jackson	7.42
Ted Vick	7.51
Dave Segal	7.63

3rd heat

Ken Dennis	7.2
Al Henry	7.49
C. Mc Kenney	7.5
Tom Patsalis	7.89
Wayne Ambrose	7.90
Emson Grimm	9.62

4th heat

Al Guidet	8.3
Bill Burke	8.83
Eric Jordan	9.47

100 Meter

1st heat

Ronald Beadle	11.0
Walt Butler	11.2
Curtis Robertson	11.3
Michael Louis	11.67
Rodney Floornoy	11.75
George Wong	12.11

2nd heat

Ken Dennis	11.2
Dave Segal	11.26
Al Henry	11.72

3rd heat

Dave Jackson	12.0
Ted Vick	12.21

Goodman (Washington State), 17-0. 4. Kimball (Indiana), 17-0. 5. (tie) Hall (Texas A&M), Oravetz (Washington), Pflus (Arkansas State), Pilla (Arkansas State), Halverson (San Diego State), 16-6.
 HJ—1. Pringle (Florida), 7-23/4. 2. Peterson (Idaho), 7-1/2; 3. Lattany (Michigan), 7-1/2; 4. Page (Missouri), 7-0; 5. Thornton (Northeast Missouri), 7-0. 6. Allen (Columbia), 7-0.
FINAL TEAM STANDINGS—1. Villanova, 52; 2. UTEP 51; 3. Auburn, 27; 4. (tie), Tennessee and Kansas, 24; 6. Maryland, 22; 7. Harvard, 16; 8. (tie), Dartmouth, Wisconsin, Missouri, Indiana, 14; 12. Texas A&M, 12 3/5; 13. (tie), Houston, Southern Illinois, Nebraska, 12; 16. Washington, 11 3/5; 17. (tie), Florida, Mississippi College, Prairie View A&M, 10; 20. (tie), Middle Tennessee, Eastern Michigan, 9; 22. (tie), Idaho, Brigham Young, Murray State, Northeast Missouri, Morgan State, Richmond, Virginia, West Virginia, Western Michigan, 8; 31. (tie), Alabama, Arkansas, Baylor, Bucknell, Kent State, Memphis State, Michigan, Oklahoma, Southern, Washington State, 6; 41. (tie), Michigan State, Northeastern, 5; 43. (tie), Georgetown, Iowa, Miami of Ohio, 4; 46. Western Kentucky, 3; 47. (tie), Bowling Green, Colorado State, Louisiana State, New Mexico, Wheaton, Adelphi, 2; 53. Arkansas State, 1 1/5; 54. (tie), Appalachian State, Columbia, Notre Dame, Ohio, Penn State, St. Johns, 1; 60. San Diego State, 3/5.

Occidental (53) at Stanford (100)

400 RELAY—1. Stanford (Nelson, Margerum, Banks, Gervais) 40.9. 2. Occidental, 42.0.
 LONG JUMP—1. Nelson (S), 23-8 3/4; 2. Dorvall (O), 22-5/4; 3. Hall (O), 21-7/2.
 STEEPLECHASE—1. Haldeman (S), 9:05.0 (meet record, old mark, 9:08.4, Geiken, S, 1976); 2. Colma (S), 9:19.4; 3. Harbaugh (O), 9:27.2.
 500-Lobsinger (S), 3:47.8 (meet record, old mark, 3:49.7, Kardong, S, 1971); 2. Partinian (O), 3:49.4; 3. Kissin (S), 3:51.3.
 SHOT PUT—1. Holloway (S), 52-9/4; 2. Madison (O), 52-5; 3. Fuentes (S), 50-0.
 110 HH—1. Dorvall (O), 14-5; 2. Margerum (S), 14-7; 3. Ward (O), 15-1.
 JAVELIN—1. Cuervo (O), 214-1; 2. Bruner (S), 208-6; 3. Jefferson (O), 151-8.
 400—1. Banks (S), 48-2; 2. Henderson (O), 48.6; 3. Maiocco, (S), 49.5.
 100—1. Nelson (S), 10.5; 2. Gervais (S), 11.0; 3. Dorvall (O), 11.1.
 POLE VAULT—1. Cuervo (O), 13-6; 2. Bond (O), 13-6. (Cuervo cleared 13-9 to win in jumpoff.) No third.
 800—1. Schaefer (S), 1:51.1; 2. Stillman (S), 1:51.2; 3. Boyer (O), 1:54.0.
 400 IH—1. Dorvall (O), 52.7. 2. Shumway (S), 53.2; 3. Roessler (S), 53.7.
 HIGH JUMP—Hall (O), 6-6; 2. Cuervo (O), 6-6; 3. O'Tousa (O), 6-4.
 200—1. Gervais (S), 21.7; 2. Harris (S), 22.3; 3. Henderson (O), 22.6.
 DISCUS—1. Thomson (S), 160-6; 2. Holloway (S), 151-8; 3. Wood (O), 146-8.
 TRIPLE JUMP—1. Bullwinkle (S), 47-7. 2. Rossaler (S), 45-9/4; 3. Grolle (S), 44-23/4.
 5000—1. Barry (S), 14:33.2; 2. Corey (S), 14:45.0; 3. Wielenga (O), 14:51.0.
 MILE RELAY—1. Stanford, 3:16.0. 2. Occidental, 3:19.1.

Stanch (UCLA), 24-1w.
 100 METERS—1. E. Brown (UCLA), 10.5; 2. Williams (UCLA), 10.5; 3. Weaver (UCLA), 10.8.
 800 METERS—1. Theriot (UCLA), 1:53.8; 2. Wingard (LB), 1:54.2; 3. Brown (UCLA), 1:55.1.
 JAVELIN—1. Jadwin (UCLA), 221-1; 2. Carli (UCLA), 220-11; 3. DeMill (UCLA), 220-4.
 HIGH JUMP—1. Joseph (UCLA), 7-0; 2. LaRusch (LB), 6-10; 3. Leach (UCLA), 6-8.
 400H—1. McNeal (UCLA), 52.6; 2. Higgins (UCLA) 52.9; 3. Lindsay (LB), 57.8.
 POLE VAULT—1. C. Brown (UCLA), 17-1; 2. Curran (UCLA), 16-6; 3. Warner (UCLA), 16-0.
 200—1. Weaver (UCLA), 21.8; 2. Hebert (LB), 22.1; 3. Beal (UCLA), 22.2.
 DISCUS—1. McSeverney (LB), 179-6; 2. D. Fuller (LB), 172-10; 3. P. Fuller (LB), 169-3.
 MILE RELAY—1. UCLA (Hubbard, Parker, E. Brown, Higgins), 3:14.24; 2. Long Beach State, 3:19.0.
 TRIPLE JUMP—1. Benson (UCLA), 51-10 3/4; 2. Davis (LB), 51-6 1/2; 3. Taylor (LB), 51-1 3/4.
 TWO MILE—1. Watkin (UCLA), 9:04.7; 2. McConnell (LB), 9:12.0; 3. French (UCLA), 9:12.6.

Women

Washington (44) at California (77)
 200—Parker (C), 24.3. 400—Bolton (C), 54.9. 800—1. Trumbley (C), 2:10.3; 2. Saia (C), 2:11.8. 1,500—1. Trumbley (C), 4:29.6; 2. Richter (C), 4:29.9; 3. Meek (C), 4:32.9. 3,000—1. Oehm (C), 9:39.6; 2. Adams (W), 9:43.6; 3. Hjette (C), 9:50.4; 4. Metter (C), 9:56.4. 110M—1. Hawthorne (C), 14.7; 2. Pereboom (W), 14.7. 400H—Hawthorne, (C), 61.0. HJ—Garrison (W), 6-0. SP—Van Pelt (W), 47-7. DT—1. Van Pelt (W), 153-4; 2. Banks (C), 145-7.

COLLEGE MEN

Cal St. Northridge (96) at Cal St. Los Angeles (66)
 100—Brodj, 10.69w; 2. James (N), 10.77. 1,500—Messer (N), 3:55.2. 400 RELAY—CS Northridge, 41.5; CS Los Angeles, 41.7. HJ—Coleman (N), 7-0. PV—Eskola (LA), 16-6. LJ—Ward (N), 24-2 1/4w. TJ—DeCaro (LA), 48-0 1/4w. SP—Staub (N), 57-9 1/4. DT—Staub (N), 166-7; 2. Macauley (N), 166-0. HT—Macauley (N), 172-6; 2. Dohle (N), 158-10.

HIGH SCHOOL CENTRAL RELAYS

**BOYS: 120HH—Alvarado (Coachella Valley), 15-1. HJ—Gallegos (Indio), 6-4. DT—Eddings (Yuma), 151-2. PV—R. Wilson (Indio), 13-6.
 TEAM SCORES—Indio, 98; Coachella Valley, 51; Central and Kofa (Ariz.), 48; Yuma, 21.
 GIRLS: DT—Sharp (Coachella Valley), 101-6.
 TEAM SCORES—Coachella Valley and Central, 36; Kofa (Ariz.) and Yuma (Ariz.), 35.**

164-11; 3. Torosian, FSU, 147-4; 4. Pittman, CSS 137-3.
 TJ—1. Richardson, FSU, 46-2; 2. Cook, CSS 45-9 1/2; 3. Zizzo, FSU, 44-11 1/2; 4. Salazar, FSU, 44 6.
 5,000 meters — 1. Coulman, FSU, 14:50.52; 2. Loux, FSU, 15:10.98; 3. Garza, FP, 15:12.80; 4. Higginbotham, FP, 15:48.47.
 1,600 relay — 1. Stanislaus (Horn, Johnson, Swift, Harris, 3:18.7; 2. Bakersfield, 3:21.7; 3. FSU, 3:22.8.
 March 10. Dual--Cal State Fresno vs Sacramento State:

Women

Hammer — 1. Mark Tinsley, FSU, 167-0; 2. Morley, FSU, 139-2; 3. L.A. Bortolotto, Sac, 126-11.
 10,000-Meters — 1. White, Sac, 29:55.8; 2. George Aguirre, FSU, 30:56.3; 3. Bob Loux, FSU, 31:56.4.
 400 Relay — 1. Thompson, Adrian Richardson, Henderson, Dan Wynn, FSU, 44.3.
 Shot Put — 1. Roy Schabless, FSU, 51-1 1/2; 2. Chris Linggi, Sac, 49-3; 3. Scott McIntyre, FSU, 48-4.
 Long Jump — 1. Dan McNamara, FSU, 22-1 3/4; 2. Bauld, FSU, 21-3 3/4; 3. Tom Byron, FSU, 21-3.
 Javelin — Morley, FSU, 213-7; 2. Gary Raymond, FSU, 200-6; 3. Bill Coe, FSU, 180-8.
 3000 Steeplechase — 1. Ed Nicholson, Sac, 9:21.17; 2. Elmer McPhail, FSU, 9:30.0; Steve Ellis, Sac, 9:39.59.
 1500-Meter — Jim Tilford, FSU, 3:53.15; 2. Rick Denesik, Sac, 3:53.14; 3. Mike Van Horn, Sac, 3:56.13.
 Pole Vault — Billy Jack Pierce, FSU, 15-0; 2. Bob Bauld, FSU, 15-0; 3. Byron, FSU, 14-0.
 110-Hurdles — 1. Richard Easter, FSU, 15:05; 2. William Sanchez, FSU, 15:21; 3. Chuck Smith, Sac, 15.56.
 400-Meter — 1. Thompson, FSU, 50.04; 2. Kelly Brown, FSU, 50.09; 3. Keith Anderson, FSU, 51.11.
 100-Meter — 1. Henderson, FSU, 10.87; 2. 2. Kevin Kitchem, Sac, 11.01; 3. Richardson, FSU, 11.09.
 High Jump — 1. Joe Radan, Sac, 7-0; 2. Bill Abbott, Sac, 6-10 1/2; 3. Keith Gooch, FSU, 6-8.
 800-Meter — 1. Ray Knerr, FSU, 1:56.30; 2. Mike Erolini, Sac, 1:56.6; 3. Tom Klousner, Sac, 1:57.63.
 400-Hurdles — 1. Lowe, FSU, 54.55; 2. Easter, FSU, 54.66; 3. Steve Grippi, Sac, 57.34.
 Triple Jump — 1. David Zizzo, FSU, 48- 3/4; 2. Salamer, FSU, 44-4; 3. Bob Fournier, Sac, 44-2 1/2.
 Discus — Scott Endler, FSU, 169-3; 2. Tinsley, FSU, 153-9; 3. Ted Torosian, FSU, 144-4.
 200-Meter — Thompson, FSU, 22.24; 2. Kevin Ketchum, Sac, 22.26; 3. Wynn, FSU, 22.80.
 5,000-Meter — 1. David Haake, FSU, 14:56.76; 2. Foley, FSU, 15:02.48; 3. Steve Mackey, Sac, 15:15.78.
 1600-Relay — Lowe, Byron, Bob Brunner, Brown, FSU, 3:22.80.

3000 — Hester (F), Robinson (D), Brazil (M).
 440 relay — 50.5, Sequoias, Fresno, Delta.
 100 hurdles — 15.4, Macias (F), Watson (D), Nashida (R).
 Sprint medley relay — 1:53.7, Modesto (Perry, Ramirez, Shreeve, Tornquist), Sequoias, Delta.
 100 — 11.3, Ramirez (M), Loduca (D), Wooten (F), 880 relay 8 1:49.4, Fresno, Sequoias, Modesto (Hoegh, Perry, Tornquist, Schaapman).
 LJ — 50-1, Modesto (Tornquist, Shreeve, Perry), Fresno, Reedley.
 Mile — 5:21.0, Dominguez (F), Robinson (D), Ganya (R).
 Mile relay — 4:20.9, Fresno, American River, Modesto (Ramirez, Shreeve, Moore, Schaapman).
 Jav — 267-10, Delta, Modesto (Binns, Sandoval, Bohle), Fresno.
 Dis — 303-9, Modesto (Sandoval, Binns, McClurg), Fresno, Delta.

March 10. Berkeley. All Cal Trackmeet at UC Berkeley--

10,000m:	
1) Sally Metteer(UCB)	35:46.0
2) Eugenia Zorich (UCB)	37:58.4
Shot:	
1) Nancy Malloy (un)	36-5
2) Mary Egan (UCSD)	35-1/4
High Jump:	
1) Juanita Barnett (UCI)	5-6 1/2
2) Nicki Jepsen (UCI)	5-1/2
5,000m:	
1) Suzanne Richter(UCB)	16:24.0
2) Jan Oehm (UCB)	16:28.6
1500m:	
1) Alice Trumbly (UCB)	4:26.7
2) Judy Graham (AggieRC)	4:32.9
Javelin:	
1) Cindy Banks (UCB)	130-4
2) Erica Reed (UCI)	121-9
Long Jump:	
1) Gina Thorpe (UCI)	17-9 1/2
2) Debbie Anderson (UCB)	17-0
400m Relay:	
1) UC Berkeley	47.7
2) UCR	57.7
Discus:	
1) Cindy Banks (UCB)	107-8
2) Sherre Lilley (UCSD)	105-11
100m:	
1) Debbie White (EBTC)	11.9
2) Elaine Parker (UCB)	11.9
400m:	
1) Kelia Bolton (UCB)	56.4
2) Gina Thorpe (UCI)	58.7
100m Hurdles:	
1) Michelle Hawthorne	14.8 (UCB)
2) Nancy Malloy (un)	14.9
800m:	
1) Lori Saia (UCB)	2:18.3
2) Kathy Cooper (UCI)	2:23.2
3000m:	
1) Cindy Poor (un)	9:41.4
2) Susie Meek (UCB)	9:47.8
1600m Relay:	
1) UCB	3:49.8
2) UCI	4:06.2
200m:	
1) Elaine Parker (UCB)	24.5
2) Debbis White (un)	24.7

100 Meter	
1st heat	
Ronald Beadle	11.0
Walt Butler	11.2
Curtis Robertson	11.3
Michael Louis	11.67
Rodney Floornoy	11.75
George Wong	12.11
2nd heat	
Ken Dennis	11.2
Dave Segal	11.26
Al Henry	11.72
3rd heat	
Dave Jackson	12.0
Ted Vick	12.21
Robert Myers	12.87
4th heat	
Tom Patsalis	12.45
L.R. Beadle	12.68
Wayne Ambrose	12.91
5th heat	
Al Guidet	13.3
Bill Burke	14.87
Eric Jordan	15.48
John Garcia	16.32
Shot Put	
Jack Thatcher	46'10"
Dan Aldrich	46'0"
Bill Burke	43'6"
Eric Jordan	41'8 3/4"
Eason Grimm	28'10"
Discus	
Dan Aldrich	165'0"
Jack Thatcher	133'6"
Eric Jordan	123'1"
High Jump	
C. Rader	6'4"
Matt Culbert	5'0"
Shirley Davison	4'10"
Delaine Wagner	4'4"
Bill Burke	4'2"
Triple Jump	
Dave Jackson	40'4 1/2"
Tom Patsalis	39'9"
Al Henry	39'0"
Shirley Davison	36'0"
Matt Culbert	33'10 1/2"
Ted Vick	33'5"
Eric Jordan	28'3 1/2"

March 3. Chico. Third Annual Bidwell Classic Marathon & Road Races--

MARATHON RESULTS

Table with columns: PLACE, NAME/NUMBER, TIME, DIVISION, LOCATION. Lists marathon results for various divisions including M30-39, M40-49, M50-59, and M60-69.

HALF MARATHON RESULTS

Table with columns: PLACE, NAME/NUMBER, TIME, DIVISION, LOCATION. Lists half marathon results for divisions M18-29, M30-39, M40-49, M50-59, and M60-69.

DIVISION WINNERS

Table with columns: MARATHON, HALF MARATHON, DIVISION, NAME. Lists winners for various divisions including M13 & Under, M18-29, M30-39, M40-49, M50-59, and M60-69.

March 10. Corcoran. 11th Annual Corcoran Invitational:

YOSEMITE BOYS

330 LH -- Cleaves, Lem, 39.5 (meet record); 120 HH -- Cleaves, Lem, 15.0; 2-mile -- Gonzalves, Clo, 9:38.7; Discus -- Budwik, Mcl, 159-11; 440 relay -- Edison 43.2; SP -- Fansett, Han, 53-5 1/4; Distance medley -- Lemoore, 11:09.9; HJ -- Richardson, Clo, 60-5; 100 -- Thompson, Edi, 9.8; LJ -- Gaffney, Lem, 22-6 1/2; TJ -- Friesen, Clo, 41-7; PV -- Barry, Mcl, 14-0; Medley relay -- Lemoore, 3:41.4; Mile relay -- Edison, 3:29.0.

Lemoore 123, Edison 84, Hanford 62, Clovis 54, McLane 52, Bullard 22, Reedley 11.

SEQUOIA BOYS

330 LH -- Ashley, Sha, 40.9; 120 HH -- Mayo, Fow, 15.5. SP -- Davis, Ker, 49-11 1/2; 2-mile -- J. Mascaro, Cor, 10:25.2; 440 relay -- Washington Union 45.3; Distance medley -- Clovis West 11:18.1; 100 -- Snell, Wash, 10.5; HJ -- Laird, Sie, 6-1; LJ -- Carrison, Was, 21-8; TJ -- Laird, Sie, 43-1/2; PV -- Hicks, Was, 12-0; Sprint medley -- Wasco 3:54.8; Discus -- Denton, Sie, 138-6; Mile relay -- Wasco 3:44.8.

Wasco 104, Washington Union 64, Corcoran 80, Clovis West 58, Sierra 52, Shafter 31, Fowler 24, Kerman 20, Garces 8, Parlier 4, Orosi 3.

GIRLS

SP -- Corley, Gar, 38-3/4; LJ -- Yarborough, Clo, 17-11 1/2 (meet record); Discus -- Sprague, Clo, 106-1; HJ -- Yarborough, Clo, 5-2; 110 LH -- Yarborough, Clo, 15.0; 440 relay -- Clovis West 51.1; 100 -- Carr, WU, 11.3; Sprint medley -- Clovis West 4:28.6; Mile relay -- Clovis West 4:18.3.

Lemoore 68, Clovis 68, Clovis West 59, Garces 26, Bullard 25, Washington Union 14, Kingsburg 12, Wasco 12, Sierra 12, Edison 12, McLane 6, Corcoran 1, Shafter 1, Reedley 1.

NATIONAL AAU SENIOR MEN'S HOUR WALK CHAMPIONSHIPS

POSTAL - 1978 TABULATED BY PACIFIC AAU ASSOCIATION

- 1. Neal Pyke (Sequoia Sports Club), 8 miles, 1020 yard
2. Todd Scully (Shore AC), 8 miles, 807 yards
3. Larry Walker (Tobias Striders), 8 miles, 496 yards
4. Hayes Clunker (West Valley TC), 8 miles, 291 yards
5. Tom Dooley (West Valley TC), 8 miles, 290 yards
6. John Knifton (New York AC), 8 miles, 249 yards
7. Dave Romensky (Shore AC), 8 miles, 174 yards
8. Dan O'Connor (New York AC), 8 miles, 117 yards
9. Bob Henderson (Sequoia Sports Club), 8 miles, 30 yards
10. Dave Himmaberger (Sequoia Sports Club), 7 miles, 1616 yards
11. Bill Rannan (West Valley TC), 7 miles, 1585 yards
12. Carl Schaefer (Potomac Valley Seniors), 7 miles, 1575 yards
13. Ron Daniel (New York AC), 7 miles, 1563 yards
14. Tom Lough (Shenandoah Valley TC), 7 miles, 1445 yards
15. Peter Doyle (Island TC), 7 miles, 1143 yards

NATIONAL AAU JUNIOR MEN'S HOUR WALK CHAMPIONSHIPS

- 1. San De Los Santos (Shore AC), 7 miles, 632 yards
2. Bradley Jacobs (Woodside), 7 miles, 533 yards
3. Tracy Teagarden (Bauchet St. Walkers), 7 miles, 214 yards
4. Troy Engle (Island TC), 7 miles, 162 yards
5. George Craft (Island TC), 7 miles, 111 yards
6. Gary Chodosh (T.T.C.), 6 miles, 1666 yards
7. Tim Good (Potomac Valley Seniors), 6 miles, 1626 yards

March 17 MEETS

COLLEGE

USC (89), BYU (45) at Arizona St. (58)

100-1. Sanford (USC), 10.37; 2. Simmons (USC), 10.70; 3. Williams (USC), 10.77; 4. Moore (AS), 10.78.
200-1. Sanford (USC), 20.92; 2. Moore (AS), 21.47; 3. Simmons (USC), 21.51; 4. Jackson (BYU), 21.79.
400-1. Mullins (USC), 46.48; 2. Bradford (USC), 46.67; 3. Bethany (USC), 47.23; 4. Burl (AS), 48.21.
800-1. Walters (USC), 1:50.8; 2. Omwansa (USC), 1:51.0; 3. Hamlin (BYU), 1:53.2; 4. Roby (AS), 1:54.6.
1500-1. Wicksell (AS), 3:46.3; 2. Pihilla (BYU), 3:47.0; 3. Omwansa (USC), 3:47.6; 4. Bell (BYU), 3:55.0.
5000-1. Hart (BYU), 14:19.9; 2. Franklin (BYU), 14:40.5; 3. Pihilla (BYU), 14:40.6; 4. Foote (BYU), 15:03.2.
3000 STEEPLECHASE-1. Lawrence (BYU), 9:12.2; 2. Perez (USC), 9:19.2; 3. Knight (BYU), 9:24.4; 4. Praher (AS), 9:29.8.
110H-1. Bryggare (USC), 14.07; 2. Johnson (USC), 14.10; 3. Echevarria (BYU), 14.48; 4. Stewart (USC), 14.51.
400M-1. Echevarria (BYU), 52.62; 2. Campbell (USC), 53.04; 3. Stewart (USC), 53.17; 4. Rawlinson (BYU), 54.44.
400 RELAY-1. USC (Williams Simmons, Sanford, Mullins), 39.39; 2. Arizona State, 41.06; 3. BYU, 42.01.
1600 RELAY-1. USC (Mullins, C. White, Bethany, Bradford), 3:12.6; 2. Arizona State, 3:19.0; 3. BYU, 3:20.2.
HIGH JUMP-1. Walker (USC), 6-11; 2. Tie between Owens (AS) and Nielson (BYU), 6-9; 4. Jensen (BYU), 6-7.
POLE VAULT-1. Rogers (AS), 16-10; 2. Mulligan (USC), 16-7; 3. Barela (AS), 16-1; 4. Wilkinson (AS), 15-1.
LONG JUMP-1. Jackson (AS), 24-4 1/2; 2. Mitchell (AS), 23-6; 3. DeFrance (AS), 22-10 1/2; 4. Asami (USC), 22-5 1/2.
TRIPLE JUMP-1. McClendon (AS), 51-4 1/2; 2. Jackson (AS), 50-6; 3. DeFrance (AS), 50-4; 4. Jack-son (USC), 48-7.
SHOTPUT-1. Heidi (AS), 58-3/4; 2. McKenzie (USC), 57-11; 3. Jonsson (BYU), 57-9 1/4; 4. Kurrasch (USC), 55-4 1/4.
DISCUS-1. Kurrasch (USC), 167-8; 2. Hersh (AS), 165-9; 3. Svensson (BYU), 165-8; 4. Montgomery (USC), 161-8.
JAVELIN-1. Kelhas (BYU), 238-0; 2. Paananen (USC), 218-2; 3. Funderburk (USC), 197-4; 4. Chapman (AS), 197-2.
FINAL SCORE-USC 89, Arizona State 58, BYU 45.
DUAL MEET-USC 98, Arizona State 56.

BROTHERHOOD GAMES

At Berkeley Men

100-1. Hart (Bay Area Striders), 10.30; 2. Evans (unat, Phoenix), 10.51; 3. Payton (BA Striders), 10.62.
200-1. Evans (unat), 21.20; 2. Jordan (unat, Oakland), 21.37; 3. Hampton (BA Striders), 21.41.
400-1. Green (Cubberley HS, Palo Alto), 46.84; 2. Rochee (unat, San Jose), 48.00; 3. Wallace (BA Striders), 48.09.
800-1. Robinson (Inner City AC), 1:48.8; 2. West (BA Striders), 1:49.4; 3. Crocker (BA Striders), 1:53.5.
1500-1. Clifford (California), 3:50.3; 2. Sup (Monterey Peninsula College), 3:51.8.

March 23. Hayward. Triangular Meet

Occidental and University of Idaho at Cal State Hayward

100-1. Simmons (H), 10.6; 2. Defour (I), 10.7; 3. Flenory (H), 10.8; 4. Munday (H), 10.8; 5. Mondragon (O), 10.9.
200-1. Defour (I), 21.6; 2. Flenory (H), 22.1; 3. James (H), 22.2; 4. Mondragon (O), 22.3; 5. Long (I), 22.7.
400-1. James (H), 48.8; 2. Henderson (O), 49.1; 3. Marcheschi (H), 49.1; 4. Jones (O), 49.8; 5. Olin (I), 50.6.
800-1. Beckman (I), 1:53.5; 2. Morris (O), 1:53.6; 3. Boyer (O), 1:54.9; 4. Randolph (O), 1:56.5; 5. Arnenich (H), 1:57.6.
1500-1. Trott (I), 3:51.8; 2. Partamian (O), 3:53.6; 3. Pihlaja (I), 3:58.2; 4. Castro (H), 3:59.0; 5. Bowles (O), 4:01.4.
5000-1. Webber (I), 14:43.0; 2. Gonser (I), 14:57.3; 3. Martin (O), 14:59.8; 4. Brandner (O), 15:01.0; 5. Embody (H), 15:02.0.
110 HH-1. Dorvall (O), 14.3; 2. Conley (H), 14.4; 3. Martin (I), 15.0; 4. Hill (H), 15.4; 5. Howell (I), 15.6.
400 IH-1. Dorvall (O), 53.0; 2. Grinstead (O), 54.5; 3. LaBeaux (H), 55.2; 4. Howell (I), 56.0; 5. Conley (H), 56.7.
3000 METER STEEPLECHASE-1. Tohnmaker (I), 9:25.8; 2. Guive (O), 9:39.6; 3. Harbaugh (O), 9:45.4; 4. Chastine (H), 9:59.5; 5. Satterlee (O), 10:24.0.
400 METER RELAY-1. Occidental (Dorvall, Henderson, Morris, Jones), 3:16.4; 2. Hayward 'A' 3:18.6; 3. Idaho 3:18.9.
DISCUS-1. Diregolo (I), 49.92; 2. Schmoeger (I), 48.12; 3. Stebleton (H), 44.26; 4. Saras (I), 43.98; 5. Wood (O), 43.30.
HIGH JUMP-1. Peterson (I), 7'3; 2. Reinhart (H), 7'4; 3. Jenkins (H), 6'10 1/4; 4. Hall (O), 6'10 1/4; 5. Churchill (H), 6'8.
JAVELIN-1. Cuervo (O), 209'8; 2. Diregolo (I), 184'6; 3. Worley (I), 182'5; 4. See (H), 168'8; 5. Brodee (H), 137'7.
LONG JUMP-1. Martin (I), 23'2 1/2; 2. Garner (H), 22'10 1/4; 3. Long (H), 22'8 1/4; 4. McGlory (H), 22'0; 5. Dorvall (O), 21'8.
SHOT PUT-1. Saras (I), 54'11; 2. Johnson (H), 53'8; 3. Stebleton (H), 53'7; 4. Madison (O), 44'7; 5. Dobson (O), 43'0.
TRIPLE JUMP-1. Garner (H), 50'6; 2. Frances (H), 47'6 1/4; 3. McGlory (H), 45'3 1/4; 4. O'Tousa (O), 43'5 1/2; 5. Taylor (H), 42'1.
TRIANGULAR SCORING -- Hayward 79, Idaho 70, Occidental 51.
DOUBLE DUAL SCORING -- Occidental 72, Idaho 71; Hayward 88, Occidental 63; Scoring of the meet between Hayward and Idaho not available.

24	LANCE KUYERDALL	1:18:11	M30-39	Sunnyvale
26	DAN ALARID/833	1:18:14	M30-39	Sacramento
27	KEVIN GRADY	1:18:20	M18-29	San Francisco
28	PHILIP STORMS/782	1:18:28	M30-39	Heaverville
29	KEW GARBERT/830	1:18:44	M14-17	Redding
30	STEVEN BOUTIN/695	1:18:48	M10-19	Davis

LABORATED BY PACIFIC AIA ASSOCIATION

- Neal Pyke (Sequoia Sports Club), 8 miles, 1020 yard
- Todd Scully (Shore AC), 8 miles, 807 yards
- Larry Walker (Tobias Striders), 8 miles, 496 yards
- Wayne Glusker (West Valley TC), 8 miles, 291 yards
- Tom Doolay (West Valley TC), 8 miles, 290 yards
- John Kniffon (New York AC), 8 miles, 249 yards
- Dave Romanaky (Shore AC), 8 miles, 174 yards
- Dan O'Connor (New York AC), 8 miles, 117 yards
- Bob Handerson (Sequoia Sports Club), 8 miles, 30 yards
- Dave Himmelberger (Sequoia Sports Club), 7 miles, 1616 yards
- Bill Ranney (West Valley TC), 7 miles, 1585 yards
- Carl Schaefer (Potomac Valley Seniors), 7 miles, 1575 yards
- Ron Daniel (New York AC), 7 miles, 1563 yards
- Tom Lough (Shenandoah Valley TC), 7 miles, 1445 yards
- Peter Doyle (Island TC), 7 miles, 1143 yards

FINAL SCORE—USC 89, Arizona State 58, BYU 45.
DUAL MEET—USC 96, Arizona State 56.

BROTHERHOOD GAMES

At Berkeley
Men

- 100—1. Hart (Bay Area Striders), 10:30; 2. Evans (unat, Phoenix), 10:51; 3. Payton (BA Striders), 10:62
- 200—1. Evans (unat), 21:20; 2. Jordan (unat, Oakland), 21:37; 3. Hampton (BA Striders), 21:41
- 400—1. Green (Cubberley HS, Palo Alto), 46:84; 2. Rochee (unat, San Jose), 48:00; 3. Wallace (BA Striders), 48:09
- 800—1. Robinson (Inner City AC), 1:48.8; 2. West (BA Striders), 1:49.4; 3. Crocker (BA Striders), 1:53.5
- 1,500—1. Clifford (California), 3:50.3; 2. Sup (Monterey Peninsula College), 3:51.3; 3. Duffey (unat, San Francisco), 3:52.3
- 5,000—1. Blume (California), 14:38.2; 2. Sup (Monterey Peninsula College), 14:51.4; 3. Gettlemen (West Valley TC), 15:41.8
- 3,000 STEEPLECHASE—1. Vargas (Hartnell College), 9:28.4; 2. Milan (Sports Afoot), 9:49.9; 3. Chapman (California), 10:06.9
- 110 HURDLES—1. Cooper (BA Striders), 14:11; 2. Gaines (Washington), 14:35; 3. Smith (California), 14:44
- 400 HURDLES—1. Webster (Pacific Coast Club), 51:37; 2. Cowling (California), 52:42; 3. Uribe (unat), 52:72
- 400 RELAY—1. Bay Area Striders (Payton, Hampton, Pettus, Hart), 39:91; 2. San Jose St., 40:39; 3. Sacramento CC, no time
- 1,600 RELAY—1. Bay Area Striders (Madrua, Wallace, West Cooper), 30:4. 2. California, 3:12.9; 3. Stanislaus St., 3:15.2
- HIGH JUMP—1. Nelson (unat), 6-8; 2. Sells (Hornell College), 6-8; 3. Wafer (Consumes River), 6-6
- POLE VAULT—1. Williams (BA Striders), 16-0; 2. Lizotti (West Valley TC), 16-0; 3. Boehmiller (BA Striders), 16-0
- LONG JUMP—1. Marlow (California), 25-2; 2. Brown (West Valley TC), 24-3/4; 3. Anderson (Sports Afoot), 23-10
- SHOTPUT—1. Porath (California), 55-6; 2. Parker (California), 52-0/2; 3. Lawrence (Hartnell College), 50-1/4
- DISCUS—1. Hjeltens (Norway), 193-4; 2. Porath (California), 163-0; 3. Louisiana (West Valley TC), 165-9

(H), 53'8; 3. Stebleton (H), 53'7; 4. Madison (O), 44'7; 5. Dobson (O), 43'0.
TRIPLE JUMP — 1. Garner (H), 50'6; 2. Frances (H), 47'6; 3. McGlory (H), 45'3; 4. O'Tousa (O), 43'5; 5. Taylor (H), 42'1.
TRIANGULAR SCORING — Hayward 79, Idaho 70, Occidental 51.
DOUBLE DUAL SCORING — Occidental 72, Idaho 71; Hayward 88, Occidental 63; Scoring of the meet between Hayward and Idaho not available.

DIVISION WINNERS

MARATHON		HALF MARATHON	
13 & Under		13 & Under	
MEN:	Nonnie Graves-3:20:07 Skovran Schrader-3:26:26 Darin Williams-3:53:17 Kim Carter-3:24:29 Sabrina Schrader-3:53:59	MEN:	Bryan Graves-1:22:19 Steve Scott-1:26:21 Jason Flamm-1:29:01 Mary Ann Morie-1:29:08 Rhonda Kinslow-1:34:57 Lynn Johnston-1:40:24
14-17		14-17	
MEN:	Britt Brewer-2:37:55 Brian Knight-2:57:31 Tim Carter-3:18:43	MEN:	Steve Praden-1:10:00 Curtis Boehm-1:15:19 Steve Growdin-1:16:36 Heather Ryan-1:37:51 Lori Bagley-1:37:58 Vivian West-1:39:17
18-29		18-29	
MEN:	Chris Hamer-2:29:43 Tim Swezey-2:30:39 James Rocha-2:37:40 Julii Mastain-2:58:31 Tracy Thayer-3:24:17 Anna Annault-3:24:17	MEN:	Gary Blume-1:05:38 Lynn Mentler-1:09:34 Lyle Freeman-1:10:10 Jill Symons-1:21:42 Cathy Oddone-1:26:48 Cindy Claiborne-1:28:22
30-39		30-39	
MEN:	Bill Sevald-2:23:59 Ron Nabers-2:25:04 Tony Sacchi-2:34:57 Bjorn Austheim-Smith-3:27:37 Kelly Leabo-3:27:58 Wally Johnson-3:28:42	MEN:	Lee Ferrero-1:10:05 Bob Martin-1:11:44 Frank Krebs-1:12:06 Sandi Bohner-1:32:25 Joan Perkins-1:37:04 Susan Condon-1:45:09
40-49		40-49	
MEN:	Doug Latimer-2:38:32 Bryan Holmes-2:56:26 Clarence Hill-2:56:59 Steve Stricklin-3:03:31 Joan Sullens-3:52:58	MEN:	Glen Reed-1:21:05 Joe Sloan-1:21:13 Ken Pulver-1:21:26 Heldi Skaden-1:33:29 Carolyn Brewer-1:41:08 Carolyn Wolsey-1:43:23
50-59		50-59	
MEN:	Ritch Mueller-3:07:36 Gus Hannickel-3:09:17 George Billingsley-3:14:28 Marj Hannickel-4:24:50	MEN:	Walt Betschart-1:21:32 Bill Lumsford-1:37:59 John Griffin-1:38:08
60 & Over		60 & Over	
MEN:	Steve Cole-4:00:38 Angelo Tolette-4:43:12	/Walt Schafer/	

- NATIONAL AAU JUNIOR MEN'S HOUR WALK CHAMPIONSHIPS
- Sam De Los Santos (Shore AC), 7 miles, 632 yards
 - Bradley Jacobs (Woodside), 7 miles, 333 yards
 - Tracy Teegarden (Beuchet St. Walkers), 7 miles, 214 yards
 - Troy Engle (Island TC), 7 miles, 162 yards
 - George Graf (Island TC), 7 miles, 111 yards
 - Gary Chodosh (T.T.C.), 6 miles, 166 yards
 - Tim Goff (Potomac Valley Seniors), 6 miles, 1626 yards
 - Bob Haffcutt (Island TC), 6 miles, 1380 yards
 - Steven Ecklars (Shore AC), 6 miles, 439 yards
 - Alberto Alvarez (Shore AC), 6 miles, 290 yards

- NATIONAL AAU WOMEN'S HOUR WALK CHAMPIONSHIPS
- Chris Shea (unattached), 7 miles, 133 yards
 - Lori Maynard (Woodside Striders), 6 miles, 1226 yards
 - Lisa Langston (Cleveland H.S.), 5 miles, 1320 yards
 - Kathy Keller (S.D.T.C.), 5 miles, 324 yards
 - Jennie Capparella (Carolina Godiva TC), 5 miles, 505 yards
 - Carol Briggs (Carolina Godiva TC), 5 miles, 341 yards
 - Ruth Hamilton (Potomac Valley Seniors), 5 miles, 226 yards
 - Ruth Jackoes (Carolina Godiva TC), 4 miles, 1603 yards
 - Barbara Ayres (Austin Runners), 4 miles, 1394 yards

- NATIONAL AAU MEN'S MASTERS HOUR WALK CHAMPIONSHIPS
- Dave Romanaky (Shore AC), 8 miles, 174 yards
 - Bill Ranney (West Valley TC), 7 miles, 1585 yards
 - Ron Laird (unattached), 7 miles, 827 yards
 - Sal Corzallo (Potomac Valley Seniors), 7 miles, 620 yards
 - Jeff Bomar (Terlingua TC), 7 miles, 463 yards
 - John Stowers (Terlingua TC), 7 miles, 283 yards
 - Robert Miam (Shore AC), 7 miles, 63 yards
 - John Shilling (New York Pioneer Club), 6 miles, 1469 yards
 - Ben Ottmar (Shore AC), 6 miles, 1281 yards
 - Andrew Briggs (Potomac Valley Seniors), 6 miles, 1066 yards

- NATIONAL AAU WOMEN'S MASTERS HOUR WALK CHAMPIONSHIPS
- Lori Maynard (Woodside Striders), 6 miles, 1226 yards
 - Elliot Denman (Shore AC), 6 miles, 94 yards
 - Sanford Kalb (Shore AC), 5 miles, 532 yards
 - Jennie Capparella (Carolina Godiva TC), 5 miles, 505 yards
 - Ruth Jackoes (Carolina Godiva TC), 4 miles, 1603 yards

March 11. Morro Bay. 10 Mile Morro Bay State Park Relay (4 x 2.5 mile):

- Oscar Schwartz III Team 49:48
1st M Open (Bray, Bautista, Hansen-Fabris, Warrick)
 - Moose Head AC--2nd M Open 51:22
(Tracy, Hurley, Cadena, Sweeney)
 - SLO Fog--3rd M Open 54:14
(Arreola, Sandoval, Behrens, Gourley)
 - Sigs--4th M Open 56:13
(Shas, Lineberger, Thorp, O'Bryan)
 - The Defending Champs 56:22
1st M SM (Rosenfield, Pena, Barnes, Waterbury)
 - SLDC Masters Plus One 56:55
1st M Masters (Coffey, Cline, Gross, Christiansen)
 - SLO Girls--1st Women Open 67:21
(Barrows, Walker, Nicholson, Arreola)
- Splits:
- | | |
|-------------------------------|-------|
| 1) Pete Sweeney (23) | 12:05 |
| 2) Jim Warrick (23) | 12:13 |
| 3) Bryan Tracy (23) | 12:21 |
| 4) Rob Bray (22) | 12:22 |
| 5) Manny Bautista (20) | 12:36 |
| 6) Dave Hansen-Fabris (21) | 12:37 |
| 7) Tony Arreola (19) | 12:44 |
| 8) Bob Nanninga (32) | 12:45 |
| 9) Jon Root (24) | 12:52 |
| 10) Mike Brisbin (28) | 12:59 |
| 29) Jack Cline (45) 1-40+ | 14:12 |
| 30) John F. Coffey (43) 2-40+ | 14:13 |
| 49) Barbara Arreola (15) 1-W | 15:31 |
| 52) Beth Barrows (16) 2-W | 16:22 |
- /Stan Rosenfield/

- TENNESSEE 83, UCLA 71 at Los Angeles, March 18
- 400-meter relay—1. UCLA (Lawrence Williams, Lew McGlothlin, Greg Foster, Eric Brown), 39.67.
Javelin—1. Tom Jadwin, UCLA, 236-9, 2 Mike Carl, UCLA, 222-2. 3. Ted DeMill, UCLA, 210-11.
Long Jump—1. Jason Grimes, Tenn., 25-4 1/4. 2. Chipp Benson, UCLA, 24-8 1/4. 3. Dokie Williams, UCLA, 24-4 1/2.
Shot Put—1. Dave Lout, UCLA, 63-9 1/2. 2. Larry Rosen, Tenn., 52-5 1/2. 3. Steve Klouge, Tenn., 50-10 1/4.
3,000-meter steeplechase—1. Sam James, Tenn., 8:49.02. 2. Roger Watkin, UCLA, 8:50.88. 3. Calvin McQueen, Tenn., 9:07.98.
1,500-meter run—1. Chipp Hadler, Tenn., 3:51.07. 2. Keith Young, Tenn., 3:51.33. 3. Brian Theriot, UCLA, 3:52.30.
Pole Vault—1. Charlie Brown, UCLA, 17-0. 2. Bruce Wodder, Tenn., 16-6. 3. Anthony Curran, UCLA, 16-8.
High Jump—1. Dwayne Joseph, UCLA, 7-0. 2. Larry Clapp, Tenn., 6-8. 3. Jeff Leach, UCLA, 6-6.
110-meter high hurdles—1. Greg Foster, UCLA, 13.49. 2. Steve Darcus, Tenn., 14.43. 3. Anthony Hancock, Tenn., 14.50.
400-meter run—1. Ronnie Harris, Tenn., 47.29. 2. Anthony Blair, Tenn., 47.33. 3. McGlothlin, UCLA, 47.63.
100-meter dash—1. Foster, UCLA, 10.41. 2. E. Brown, UCLA, 10.42. 3. Mike Miller, Tenn., 10.45.
800-meter run—1. James, Tenn., 1:53.81. 2. Young, Tenn., 1:54.05. 3. Solomon Hunter, Tenn., 1:54.24.
Discus—1. Mark Bryant, UCLA, 162-4. 2. Rosen, Tenn., 160-9. 3. Lout, UCLA, 159-11.
400-meter intermediate hurdles—1. Mike Barlow, Tenn., 51.75. 2. Eric McNeal, UCLA, 51.93. 3. Tyrone Moore, Tenn., 54.06.
Triple Jump—1. Paul Jordan, Tenn., 52.11 1/4. 2. Benson, UCLA, 51-3 1/4. 3. D. Williams, UCLA, 50-8 1/4.
200-meter dash—1. E. Brown, UCLA, 21.15. 2. Miller, Tenn., 21.50. 3. Blair, Tenn., 21.54.
5,000-meter run—1. Pat Davoy, Tenn., 14:29.79. 2. Sal Vega, Tenn., 14:29.89. 3. Kevin Burkin, Tenn., 14:38.20.
Mile Relay—1. Tenn., (Barlow, Alburto, Horne, Blair, Harris), 3:14.88.

March 24. Sanger. Sanger Striders Fun Run

- 6.2 Mile:
- | | |
|---------------------|-------|
| 1) Manuel Hernandez | 36:11 |
| 2) Juan Molina | 37:30 |
| 3) Genaro Salazar | 38:45 |
- 4.2 Mile:
- | | |
|---------------|-------|
| 1) Dan Vache | 26:01 |
| 2) Gary Self | 26:42 |
| 3) Bob Sisson | 30:02 |
- 2 Mile:
- | | |
|------------------|-------|
| 1) Tony Campbell | 14:29 |
| 2) Mike Ainger | 16:30 |
| 3) Jessie Flores | 17:10 |
- /Dave Dodson/

March 18. Irvine. Meet of Champions

- 100—1. McCoy (All-American TC), 10:68; 2. Kent (Cal Poly SLO), 10:73; 3. Whymms (unat), 10:76.
200—1. King (UC Irvine), 21:17; 2. B. Brown (Athletes in Action), 21:33; 3. Brodi (Cal St. Northridge), 21:45; 4. Krulac (Maccabi TC), 21:52; 5. Kent (CLSLO), 21:56.
400—1. B. Brown (AIA), 46:27; 2. Dramiga (Maccabi TC), 47:26; 3. Harvey (CPSLO), 47:29; 4. Lloyd (Maccabi TC), 47:83.
800—1. Cleary (Santa Monica TC), 1:50:7; 2. Jirele (SMTAC), 1:52:6.
1,500—1. Keeling (unat), 3:52:0; 2. Caldwell (unat), 3:52:9; 3. Christensen (UCI), 3:53:5.
MILE—1. Lawson (SMTAC), 4:00:5; 2. Aldridge (CPSLO), 4:04:0; 3. Medvin (unat, LA University HS), 4:06:3; 4. Whalen (SMTAC), 4:07:9.
5,000—1. Scott (Irvine TC), 13:38.4; 2. Schankel (CPSLO), 13:48.1; 3. Jones (SMTAC), 13:51.6; 4. Vernon (SMTAC), 13:54:0.
10,000—1. Alvarez (UC Riverside), 29:39.4; 2. Anderson (Colorado), 29:45.8.
3,000 STEEPLECHASE—1. Strong (unat), 8:56.7; 2. Cour (San Diego TC), 8:57.4; 3. Honholt (Weber St.), 9:14.0.
110 HURDLES—1. McCraney (Maccabi TC), 14.2; 2. Robinson (AATC), 14.2; 3. Gregory (UCI), 14.5.
400 HURDLES—B. Williams (CPSLO), 52.30.
400 RELAY—1. Cal Poly SLO, 40:73; 2. Cal St. Northridge, 41:25; 3. Cal St. Los Angeles, 41:29.
MILE RELAY—1. Cal Poly SLO, 3:12:5; 2. Maccabi TC, 3:12:8; 3. Irvine TC, 3:14:3.
HIGH JUMP—1. Byrne (Maccabi TC), 6-8; 2. Irvine (UC Santa Barbara), 6-8.
POLE VAULT—1. Schnuder (Maccabi TC), 16-8; 2. He between Durham (AIA) and Haynie (unat), 16-8.
LONG JUMP—1. King (UCI), 24-11 1/4; 2. Doubly (Maccabi TC), 24-6 1/4.
TRIPLE JUMP—1. Tiff (Tobias Striders), 53-4/4; 2. Dupree (Maccabi TC), 53-1 1/4; 3. Ehlzuelen (unat), 53-7/4.
SHOTPUT—1. Staub (SCN), 59-7/4; 2. Byrne (Maccabi TC), 57-9/4; 3. Alexander (USIU), 56-10/4; 4. D. Fuller (Long Beach St.), 56-8.
DISCUS—1. Burton (Oregon TC), 203-4; 2. Gardner (Maccabi TC), 184-5; 3. Binley (Irvine TC), 180-9; 4. Weber (AATC), 176-2; 5. Kurrasch (USC), 175-5.
HAMMER—1. Galle (Maccabi TC), 212-10; 2. Goldhammer (unat), 199-0; 3. D. Fuller (Long Beach St.), 183-10; 4. P. Fuller (Long Beach St.), 178-2; 5. Schrader (UCI), 177-11.
DECATHLON—1. Waters (Pt. Loma College), 7:670; 2. Mondsheln (unat), 7:259; 3. Hingley (unat), 7:514; 4. Beach (UCI), 7:440; 5. Bardales (Irvine TC), 7:327 (all hand timed).

March 11. Pleasant Hill. First Annual Pleasant Hill 10K(6.2 mile):

FIN.	NAME	DIV.	PLACE	AGE	CLUB	TIME
1	Gary Tuttle	30-34M	(1st)	31	Team Ins.Trk	30:38
2	John Moreno	19-24M	(1st)	23	Camino WTC	31:31
3	William Seaver	25-29M	(1st)	29	WVTC	33:11
4.	Steve Slawson	25-29M	(2nd)	26	Cal Maritime	33:17
5	Harvey Franklin	35-39M	(1st)	35	WVTC	33:24
6	Jeff Farmer	19-24M	(2nd)	20	Ghabot Col	33:32
7	Chris Otis	19-24M	(3rd)	19	UNAT	33:41
8	Michael Immoos	16-18M	(1st)	18	UNAT	33:42
9	Bret Baffert	16-18M	(2nd)	18	UNAT	33:43
10	Jay Marden	13-15M	(1st)	15	UNAT	34:05
11	Michael Duncan	25-29M	(3rd)	29	WVTC	34:08
12	Mike Emry	19-24M	(4th)	22	CaminoWTC	34:21
13	Roy Hoglund	19-24M	(5th)	22	CaminoWTC	34:21
14	Scott MacDonald	19-24M	(6th)	19	UNAT	34:30
15	Gary Singer	19-24M	(7th)	24	UNAT	34:38
16	Bryan Carroll	13-15M	(2nd)	14	UNAT	34:44
17	R. Tierrafria	25-29M	(4th)	25	UNAT	34:50
18	Gary Alderman	35-39M	(2nd)	35	DIABLO RR	34:52
19	Dan Anderson	25-29M	(5th)	26	WVTC	34:53
20	Jeff Grubbs	16-18M	(3rd)	16	UNAT	34:56
21	Daniel Rubio	16-18M	(4th)	18	UNAT	34:57
22	Wicke Winter	35-39M	(3rd)	36	Livermore VRC	35:00
23	Kent Guthrie	40-44M	(1st)	42	WVJS	35:05
24	Ken Alberg	16-18M	(5th)	18	Sundance TC	35:09
25	Jesse Colvin	16-18M	(6th)	16	UNAT	35:10
26	Ronald Souther	16-18M	(7th)	17	Solano Strid.	35:15
27	Ulrich Kaempf	45-49M	(1st)	48	TRAC	35:32
28	W. Thibodeaux	19-24M	(9th)	22	WPTC	35:36
29	Ken Apperson	13-15M	(3rd)	15	UNAT	35:39
30	Bill Murphy	25-29M	(6th)	28	DSE	35:45
31	Scott Molina	19-24M	(9th)	19	Diablo Madmen	35:48
32	Tim Jordan	35-39M	(4th)	39	Buf. Chips	35:50
33	Ted Pawlak	19-24M	(10)	22	UNAT	35:54
34	Dave Perlman	16-18M	(8th)	17	UNAT	35:55
35	Mark Spencer	13-15M	(4th)	15	UNAT	35:56

/Ralph Bowles/

March 17. Arroyo Grande. St. Patrick's 20K Great Race:

1)	Charlie Boatright	66:29
2)	Randy Cole	67:08
3)	Tom Trimble	67:47
4)	Antonio Arreola	68:35
5)	Raul Garcia	70:36
6)	Mike Brisbin	71:35
7)	Jon Root	73:02
8)	Carl Pytlinski (1-40+)	73:12
9)	John Beaton	73:32
10)	John Perkins(1-50+)	73:37
11)	Gene Lynch (2-40+)	73:38
12)	Jerry Wright	74:21
13)	Stan Rosenfield	75:00
14)	Bobby Roberts	75:50
15)	Robert Saldivar	75:56
16)	Bob Nanninga	76:57
17)	Ray Gil (2-40+)	77:33
18)	Craig Campbell	77:51
19)	Rollie Cavaletto	78:02
20)	Felipe Bolivar	78:23
63)	Sue Hamilton 1W	92:40
70)	Jennifer Simmons 2W	95:42
77)	Diane Siebert 3W	99:44

/Michael O'Sullivan/

March 17. Porterville. City of Porterville St. Patrick's Day Marathon--Mini-Marathon:

18)	Pat Patterson 30+	39:06
19)	Roger Booth 13u	39:11
20)	Donald Reiersen 30+	39:12
47)	Rose Beeson 30+	42:17
54)	Anne Bennett	42:59
56)	Tammy Barnhart	43:13
77)	Jennifer Tellers	45:50
205)	finishers	



TreePeople

March 18. Urban Forest Run

By Age Group:

Male 11 and under

- 1) Paul Masson - 55
- 2) John Soto - 116
- 3) David Blum - 300

Male 12 - 14

- 1) Mike Whitcomb - 128
- 2) Craig Cramer - 135
- 3) Marc Masson - 209

Male 15 - 17

- 1) Raymond Estrada - 7
- 2) John H. Parker - 8
- 3) Vidal Sandoval - 10

Male 18 - 24

- 1) Jeff Clark - 1
- 2) Paul O'Neil - 3
- 3) Richard Hornish - 4

Male 25 - 29

- 1) Larry Olsen - 12
- 2) Tony Nielsen - 17
- 3) Robert Mettam - 20

Male 30 - 39

- 1) Mike Mahler - 2
- 2) Michael Crombie - 6
- 3) Eugene Blankenship - 14

Male 40 - 49

- 1) Gary Anderson - 9
- 2) George Hirsch - 15
- 3) Norman Cohen - 66

Male 50 - 59

- 1) Robert Malain - 24
- 2) Tracy Brown - 26
- 3) Gunnar Linde - 130

Male 60+

- 1) Eddie Lewin - 176
- 2) Clyde Alling - 343
- 3) Russell Haltom - 599

Female 11 and under

- 1) Karon Keasbey - 684
- 2) Lynda Rogers - 1354
- 3) Melinda Ries - 2053

Female 12 - 14

- 1) Kim Nies - 597
- 2) Jennifer Fox - 924
- 3) Carrie Lynn Chezik - 1825

Female 18 - 24

- 1) Andrea Hardy - 126
- 2) Tammy Johnson - 163

Women's 400m Relay:

- 1) Cal State LA 46.4
- Open Sprint Medley Relay: 3:23.1

JC Sprint Medley Relay:

- 1) Compton CC 3:30.3
- C-U Sprint Medley Relay: 3:26.9

Women's Sprint Medley Relay:

- 1) CSUN 4:02.0
- JC 880 Medley Relay: 1:42.0

Women's 880 Medley Relay:

- 1) Cal State LA 1:48.0
- Open 880 Medley Relay: 1:34.6

C-U 880 Medley Relay:

- 1) Long Beach State 1:32.2
- Women's Mile Relay: 3:56.9

C-U-O Triple Jump:

- 1) Cary Tyler (Biola) 51-2½
- Women's Shot Put: 47-4

JC Mile Relay:

- 1) Compton 3:18.6
- Men's High Jump: 6-10

C-U-O Long Jump:

- 1) Everett Forrest (UCR) 24-0
- JC Shot Put: 15.82

C-U-O Mile Relay:

- 1) Long Beach State 3:21.4
- C-U-O Mile Relay #2: 3:16.7

Men's Discus:

- 1) Dave Fuller (LongBch) 173-1
- JC Long Jump: 23-0½

JC C-U-O 2 Mile Relay:

- 1) Santa Monica TC "A" 7:42.8
- Women's Long Jump: 31:48

Men's JC High Jump:

- 1) Mark Anderson (MSAC) 7-0
- C-U-O Javelin: 67.29

C-U-O Women's Javelin:

- 1) Charm Bishop (un) 42.70
- JC Int. Hurdle Relay: 3:45.6

Women's Mile Relay:

- 1) Cal State LA "B" 3:32.6
- JC/C-U-O Mile Relay: 2:56.5

JC Int Hurdle Relay:

- 1) Grossmont 3:45.6
- C-U-O Hammer: 208-4

C-U-O Pole Vault:

- 1) Tim McDonald (CPSLO) 16-6
- 10,000m: 29:32.2

1) John Sutherland

/Bill Webb/

March 18. Palm Springs. Heart of Palm Springs 10K Run:

Men 18u:

- 1) Victor Felix (9) 34:07.2
- 2) David Cohen (12) 34:20.1
- 3) Ray Webb (13) 34:24.0
- 4) Andy Ligeti (19) 35:08.3

- 10) Donna Rowland (209) 44:32.0
- 11) Ellen Holloway (216) 44:55.1
- 12) Barbara Pickler (219) 45:04.2
- 13) Nellie Valessey(258) 46:15.3
- 14) Cindy Heck (270) 46:35.4
- 15) Janice Hanson (280) 46:42.9
- 16) Christine Weiner(281) 46:44.1
- 17) Rita Teran (283) 46:47.5
- 18) BarbaraJuneDodge(288) 46:54.7
- 19) Donna Kennedy (304) 47:22.1
- 20) Karen Boulton (324) 47:52.4

- Women 35-39: 45:14.4
- 1) Sally Savitz (227) 45:50.8
- 2) Judy Sheklow (243) 46:34.7
- 3) Marianne Welsh (269) 47:36.5
- 4) Mary Abel (314) 47:36.5

- Women 40+: 39:02.8
- 1) Sandra Kiddy (65) 39:28.5
- 2) Jennifer Wright (75) 46:52.2
- 3) Alice Krueper (286) 47:42.4
- 4) Stella Sharp (316) /Keenan Barber/

- March 18.
- San Jose Mercury News

- Place Name Time
1. Duncan McDonald 29:14.7
2. Don Kardong 29:19
3. Ben Wilson 29:45
4. Tony Ramirez 30:06
5. Michael Cassaday 30:29
6. Jim Hartig 30:31
7. Wayne Badgley 30:34
8. Mike Porter 30:40
9. Brad Duffy 30:41
10. Brian Maxwell 30:42
11. Scot Walter 30:43
12. Dan Fredmore 30:43
13. Bill Seaver 30:53
14. Ted Quintana 30:55
15. Bill Clark 30:58
16. Wayne Hurst 31:28
17. Bart Petracca 31:28
18. Tom Laris 31:32
19. Ransay Thomas 31:39
20. Hank Lawson 31:48
21. Michael Gull 31:50
22. Dennis O'Halloran 31:53
23. Dale Fletcher 31:57
24. Gregg Szanto 31:58
25. Tadeusz Wolczonek 32:03
26. Paul Sechrist 32:07
27. Timothy Chain 32:18
28. Jeff Parletti 32:23
29. Curtis Karbowski 32:30
30. Gary Singer 32:32
31. Scott Cooper 32:33
32. Lester Mina 32:34
33. Jerry Hall 32:34
34. Harold Huff 32:37
35. Robert Welck 32:41
36. Jeff Farmer 32:43
37. Jay Marden 32:44
38. Dean Clark 32:44
39. Ray Hatton 32:47
40. Bob Martin 32:52
41. Paul Gyrey 33:02
42. Daniel Gonzalez 33:05
43. David Parish 33:08
44. Bruce Wolfe 33:09
45. Murray Demo 33:13
46. Dave Vellequette 33:14
47. Nick Winter 33:17
48. Rich Bega 33:24
49. Keith Kruse 33:24
50. Kevin Hunter 33:28
51. Joe Sulozar 33:30
52. Dan Stefanisko 33:32
53. Bill Meinhardt 33:34
54. Gerald Silbinger 33:36
55. Alan Swenson 33:37
56. Craig Shore 33:39
57. David Levitsky 33:43
58. Robert Ruppacht 33:47
59. John Igel 33:50

7) Jon Root	73:02
8) Carl Pytlinski (1-40+)	73:12
9) John Beaton	73:37
10) John Perkins(1-50+)	73:32
11) Gene Lynch (2-40+)	73:38
12) Jerry Wright	74:21
13) Stan Rosenfield	75:00
14) Bobby Roberts	75:50
15) Robert Saldivar	75:56
16) Bob Nanninga	76:57
17) Ray Gill (2-40+)	77:33
18) Craig Campbell	77:51
19) Rollie Cavaletto	78:02
20) Felipe Bolivar	78:23
63) Sue Hamilton 1W	92:40
70) Jennifer Simmons 2W	95:42
77) Diane Siebert 3W	99:44

/Michael O'Sullivan/

March 17. Porterville. City of Porterville St. Patrick's Day Marathon--Mini-Marathon:

1) Gary Campbell (30)	1:12:58.5
2) Art Meyer (30)	1:14:42.5
3) Robert Stephenson (31)	1:14:55.9
4) Dennis Wong (24)	1:16:08.5
5) Steve Penner (30)	1:16:43.6
6) Gregory Holler (26)	1:18:37.1
7) Mark Holler (18)	1:19:48.5
8) Renee Ortiz (17) 1W	1:20:27.1
9) Genaro Salazar (23)	1:21:28.3
10) Jacob Genel (14)	1:22:21.7
13) Roger Richards (42)	1:27:52.2
14) Richard Rozier (48)	1:28:31.7
21) Diane Barrett (18) 2W	1:33:08.4
22) James Cates (51)	1:33:19.5
24) Howard Buchenberger (56)	1:36:13.7
28) Shelly Wyss (24) 3W	1:38:13.3
31) Aurora Estrada (18) 4W	1:41:11.5
39) Zana Liddle (32) 5W	1:44:32.4

Marathon:

1) David Worthen (42)	2:43:07.5
2) Dennis Stansauk (22)	2:50:55.7
3) Bob Lindsey (34)	2:53:09.7
4) Frank Ortega (35)	2:55:07.7
5) Red Pitkin (25)	2:55:33.1
6) Gary Stansauk (28)	2:58:57.2
7) William Henline (34)	2:59:26.4
8) Pete Saccone (35)	3:24:53.9
9) Robert Sasma (30)	3:26:25.4
10) Phil Farina (36)	3:28:30.2
14) Bill May (51)	3:56:27.0
15) Liz DeMonte (48) 1W	3:59:21.0
17) Marilyn Coats (29) 2W	4:23:53.0

March 17. South Gate. First Annual Azalea 10K Run:

1) Gary Polhill	32:29
2) Gary Wingate	33:09
3) Albert Ramirez	34:14
4) Taylor Alston	34:38
5) Jim Hanigan	35:39
6) George DePooter	35:57
7) Steve Corora	36:12
8) Marc McConnell 30+	36:53
9) Ray Thompson 40+	36:56
10) Henry Gonzalez 30+	37:15
11) Conrad Gonzalez	37:26
12) Christopher Heulings	37:53
13) Larry Nugent	37:54
14) Ernie Velva	38:03
15) Richard Elizarraras	38:13 50+
16) Chuck Belin 40+	38:36
17) Pat Sullivan 30+	39:02

Male 50 - 59	1) Robert Malain - 24
	2) Tracy Brown - 26
	3) Gunnar Linde - 130

Male 60+	1) Eddie Lewin - 176
	2) Clyde Alling - 343
	3) Russell Haltom - 599

Female 11 and under	1) Karen Keasbey - 684
	2) Lynda Rogers - 1354
	3) Melinda Ries - 2053

Female 12 - 14	1) Kim Nies - 597
	2) Jennifer Fox - 924
	3) Carrie Lynn Chezik - 1825

Female 18 - 24	1) Andrea Hardy - 126
	2) Tammy Johnson - 163
	3) Paulette Halel - 187

Female 25 - 29	1) Jan Levine - 483
	2) Suzanne Miller - 495
	3) Maria Therese Thomas - 588

Female 30 - 39	1) Iwa Audejs - 373
	2) B. Barton - 505
	3) Karen Doke - 586

Female 40 - 49	1) Sheila Goldberg - 558
	2) Adrienne Fowler - 611
	3) Norene Hendrix - 837

Female 50 - 59	1) Helen Capo - 1724
	2) Celia Cerera - 1283
	3) Pat McGee - 1870

Female 60+	1) Priscilla Libby - 1986
------------	---------------------------

March 17. Northridge. Sixth Annual Northridge Relays

JC Shuttle Hurdle Relay:	
JC Triple Jump:	1:01.8
JC Javelin:	17.88
JC Mark Anderson (MSAC) Coll/Univ/Open Shot Put:	61.74
JC Steve Staub (CSUN)	47- $\frac{1}{2}$

Women's 1500:	
Men's C-U-O Shuttle Hurdle Relay:	4:24.0
Men's C-U-O 4 Mile Relay:	16:49.2
Women's C-U-O Discus:	1:08.7
Women's C-U-O Discus:	46.11
Women's High Jump:	6-0
Men's C-U-O 400M Relay:	40.5
JC-Frosh-Soph 2 Mile:	9:12.1
Men's C-U-O 2 Mile:	8:56.1

Women's 1500:	1) Julie Brown (LAN) 4:24.0
Men's C-U-O Shuttle Hurdle Relay:	1) Biola 1:08.7
Men's C-U-O 4 Mile Relay:	1) Cal Poly SLO 16:49.2
Women's C-U-O Discus:	1) Mark Newton (Gross) 15-0
Women's C-U-O Discus:	1) Marshall (Taz TC) 46.11
Women's High Jump:	1) Pam Spencer (CSUN) 6-0
Men's C-U-O 400M Relay:	1) Cal Poly SLO 40.5
JC-Frosh-Soph 2 Mile:	1) Mike Lohr (Gross) 9:12.1
Men's C-U-O 2 Mile:	1) Pete Sweeney (Aggie) 8:56.1

Women's Mile Relay:	
JC/C-U-O Mile Relay:	3:32.6
JC Int Hurdle Relay:	2:56.5
C-U-O Hammer:	3:45.6
C-U-O Pole Vault:	208-4
10,000m:	29:32.2
1) John Sutherland	/Bill Webb/

March 18. Palm Springs. Heart of Palm Springs 10K Run:

Men 18u:	
1) Victor Felix (9)	34:07.2
2) David Cohen (12)	34:20.1
3) Ray Webb (13)	34:24.0
4) Andy Ligeti (19)	35:08.3
5) James Ross (23)	35:51.5
6) Tom Pierry (36)	36:53.

Men 19-34:	
1) James Warrick (1)	31:18.2
2) Jim Arguilla (2)	31:24.8
3) Mark Nelson (3)	32:45.3
4) Jack Garcia (4)	33:25.7
5) Alan Darling (5)	33:33.4
6) Fernando Ramirez (6)	33:37.6
7) James Brown (8)	34:00.4
8) Stevan Bushey (16)	34:53.9
9) Mark Ellis (19)	35:08.3
10) Tom Richards (21)	35:36.9
11) Darrin Stone (22)	35:47.7
12) Bob Hoogendyk (26)	36:04.3
13) Bill McCammon (31)	36:24.4
14) Jerry Summerville (33)	36:37.9
15) Brad Scott (35)	36:49.6
16) Greg Edwards (39)	36:59.8
17) Mark Sylvester (42)	37:18.0
18) Greg Sindici (46)	37:50.9
19) Robert Dossantos (48)	37:58.5
20) Ira Yawnick (49)	38:00.1

Men 35-39:	
1) Pete Petersen (11)	34:14.6
2) Don Schlotter (14)	34:30.3
3) Jim Whiting (15)	34:50.8
4) Rene Ruiz (20)	35:16.8
5) Bill Elam (25)	35:53.6
6) Miles Keefe (27)	36:04.6
7) David Gonzales (28)	36:13.4
8) Jim Flanigan (32)	36:25.2
9) John Kosarich (34)	36:42.0
10) John Cressdine (38)	36:55.6
11) George Toberman (44)	37:43.2

Men 40+:	
1) Skip Shaffer (7)	33:40.3
2) William Crum (17)	34:55.0
3) Fred Kiddy (18)	34:55.3
4) J. Solomon (24)	35:52.0
5) Don Cousins (29)	36:15.2
6) Pete Savitz (40)	37:01.9
7) Dave Clark (43)	37:33.1
8) Art Andrew (45)	37:48.9
9) Jim Woulfe (50)	38:01.4
10) Ted Alarcon (56)	38:29.1

Women 19-34:	
1) Sue Petersen (30)	36:16.2
2) Jane Neils (54)	38:11.0
3) Bernadette Carmack (73)	39:22.4
4) Nancy Pearlman (90)	39:58.8
5) Kristen Greenberg (151)	42:36.8
6) Marty Minjares (185)	43:40.4
7) Denise Romaine (186)	43:42.0
8) Kathryn Whittle (190)	43:49.4
9) Barbara Hughes (205)	44:20.2

32) Lester Mina	32:34
33) Jerry Hall	32:34
34) Harold Huff	32:37
35) Robert Welick	32:41
36) Jeff Farmer	32:43
37) Jay Marden	32:44
38) Dean Clark	32:44
39) Ray Hatton	32:47
40) Bob Martin	32:52
41) Paul Gyorey	33:02
42) Daniel Gonzalez	33:05
43) David Parish	33:08
44) Bruce Wolfe	33:08
45) Murray Demo	33:09
46) Dave Volloquette	33:13
47) Nick Winter	33:14
48) Rich Soga	33:17
49) Keith Kruse	33:24
50) Kevin Hunter	33:28
51) Joe Sulazer	33:30
52) Dan Stefanisko	33:32
53) Bill Meinhardt	33:34
54) Gerald Silbarger	33:36
55) Alan Swenson	33:37
56) Craig Shore	33:39
57) David Levitsky	33:43
58) Robert Ruppocht	33:43
59) John Igel	33:50
60) Danny Ramirez	33:52
61) Layne Rolston	33:52
62) Raymond Miller	33:53
63) Paul Hopkins	33:59
64) Scott Kinzy	33:59
65) Andrew Hyde	34:01
66) Don Dugdale	34:02
67) Alex Gonzalez	34:10
68) Pete Kraus	34:12
69) Mike Lucas	34:13
70) Tim Rostage	34:14
71) Santos Reynaga	34:16
72) Ken Apperson	34:19
73) Steve Lorenz	34:20
74) Dennis McMaster	34:25
75) Felix Soto	34:26
76) Lewis Grieco	34:27
77) Sargon Nona	34:29
78) David Hunt	34:29
79) Jerry Taylor	34:31
80) William Dunn	34:38
81) Nelson Bernal	34:41
82) Bruce Williams	34:41
83) Joe Rubio	34:45
84) Glen Pruitt	34:45
85) Robert Nunes	34:46
86) Jessie Colvin	34:47
87) Dan Dierken	34:47
88) Jerome Lewis	34:48
89) Andy Takaha	34:49
90) Hoyt Walker	34:52
91) Larry Eder	34:52
92) Roger Morton	34:57
93) Rae Clark	34:58
94) Manny Mahon	35:07
95) Dave Stock	35:08
96) Jerry McFadden	35:08
97) Roxanne Bler	35:17.3
98) Phillip Sanfilippo	35:17
99) Gerhardt Bohrens	35:20
100) Jerry Sandoval	35:26
101) Jim Moore	35:36
102) Keith McNad	35:37
103) Dee Baltzer	35:37
104) Lawrence Crider	35:38
105) Andrew Martinez	35:41
106) Joe Mercado, Jr.	35:42
107) Dan Currier	35:43
108) James Owen	35:48
109) Michael L' African	35:48
110) Ed Jerome	35:50
111) Dave Moore	35:50
112) Robert Torres	35:54
113) Ray Ciema	35:54
114) Leonard Gilliana	35:55
115) Mohammed Musree	35:56
116) Rick Riordan	35:57
117) Dale Londre	35:57
118) Carl Dobbins	35:59
119) Vincent Mocini	36:00
120) Steve Radigan	36:00
121) Robert Pauley	36:00
122) Ron Palero	36:01
123) Jesse Llamas	36:01
124) Martin Robinson	36:01
125) Bob Ramirez	36:03
126) John Barranca	36:04
127) John Hidalgo	36:05
128) Charles Freeman	36:06
129) Robert Gohm	36:08

Catalina Running Weekend

Marathon		
1) Bill McDermott(27)	2:45:12	
2) Frank Bozanich (34)	2:46:54	
3) Jim Hurley (22)	2:58:04	
4) Jory Hallahan (31)	2:58:41	
5) Ron Wayne (29)	3:04:12	
6) Charles Hoover (30)	3:05:06	
7) Curtis Helms (30)	3:08:15	
8) Randy Trombly (28)	3:08:23	
9) Fernando Ramirez(21)	3:12:11	
10) Bill Darby (31)	3:12:37	
35-39 Men:		
1) Joseph Bird (38)	3:12:44	
40-44 Men:		
1) Andre Tocco (42)	3:15:41	
45-49 Men:		
1) Ken Blaydon (45)	3:29:49	
50+ Men:		
1) Paul Goldman (56)	3:58:50	
24u Women:		
1) Paulette Halel (24)	3:43:29	
25-29 Women:		
1) Kathy Martin(28)	4:10:28	
30-39 Women:		
1) Jacqueline Hansen(30)	3:26:51	
40+ Women:		
1) Linda Burke (40)	4:10:26	
Nike/Catalina Road Run		
(5.987 miles)		
1) Dave Babiracki (26)	30:12	
2) Chuck Smead (27)	30:33	
3) Ron Wayne (29)	31:23	
4) Jim Arquilla (28)	31:27	
5) Michael Guaderrama(19)	31:55	
6) Bob Day (34)	32:20	
7) Vince O'Boyle (33)	32:43	
8) Robert Oppermann(21)	32:47	
9) George Luiken(36)	32:53	
10) John Botke (35)	32:57	
40-44 Men:		
1) Bill Crum (43)	35:16	
45-49 Men:		
1) Terrell Eddy (45)	39:01	
50-54 Men:		
1) William H. Broyles	40:17 (50)	
55-59:		
1) Jim Dacohcis (55)	44:58	
60+ Men:		
1) Robert Kroger (63)	42:32	
Women's Open:		
1) Sue Krenn (29)	37:06	
2) Ellen Turkel (24)	40:58	
30-39 Women:		
1) Judy Glynn (30)	40:02	
2) Roberta Takahashi(32)	42:12	
3) Julie Millard(31)	42:58	
40-49 Women:		
1) JoAnn Wichary (42)	43:26	
50-59:		
1) Meann Garty (51)	51:17	
60+ Women:		
1) Bess James (68)	68:36	
14-18 Girls:		
1) Terrie Brown (15)	37:35	
/Hans Albrecht/		

March 24. Stanford. Stanford Invitational Relays

Javelin:	
1) Curt Ransford (SJS)	230-3
2) Gary Bruner (S)	227-11

Triple Jump:

1) Mike Marlow (Cal)	51-10 3/4
2) Doug Garner (HaySt)	50-9 3/4
3) Rex White (SJS)	49-7 1/2

2 Mile Relay:

1) California	7:37.6
2) Idaho State	7:38.0
3) Hayward State	7:40.7

5000m Run:

1) Mike Van Horn (SacSt)	14:29.2
2) Felix Elieff (Cal)	14:34.8
3) Colin Clarkston (Ut)	14:40.2

Mile Relay:

1) California	3:13.8
2) Cal Poly SLO	
3) Cornell	3:15.0

San Jose State 63 1/2, California 61, Stanford 48, Cal Poly SLO 40, Cornell 31 1/2, Idaho 23, Idaho State 18 1/2, Hayward State 17, Oregon State 14, Sacramento State 10 1/2, Utah 6, UC Davis 4, Chico State 3, Fresno State 2, Stanislaus State 2, Nevada-Reno 1.

/Payton Jordan/

March 24. Santa Barbara. Easter Relays:

JUNIOR COLLEGE

EASTER RELAYS

At La Playa Stadium

MEN: RELAYS: 440-1. Phoenix, 41.2; 2. Mt. San Antonio, 41.9; 3. Southwest LA, 42.4; 4. West LA, 42.8; 5. Chabot, 42.8. 800-1. Mt. San Antonio, 1:27.5; 2. Phoenix, 1:27.8; 3. Southwest LA, 1:28.4. MILE-1. Mt. San Antonio, 3:17.4; 2. Phoenix, 3:19.2; 3. Compton, 3:21.1. TWO MILE-1. Chabot, 7:47.8; 2. Bakersfield, 7:48.5; 3. Hancock, 7:52.0. SPRINT MEDLEY-1. Phoenix, 3:39.6; 2. Skyline, 3:31.3; 3. Glendale, 3:31.4. DISTANCE MEDLEY-1. Chabot, 10:08.8; 2. Hancock 10:10.4; 3. West Valley, 10:20.0. SHUTTLE HURDLES-Chabot, 1:03.5.

HJ-1. Cox (Glendale), 6-9; 2. Gordien (Mt. Sac), 6-9; 3. Johnson (Palomar), 6-7; 4. Lee (Moorpark), 6-7; 5. Dixon (Foothill), 6-7; 6. Gersten (Saddleback), 6-7. PV-1. Johnson (El Camino), 15-6; 2. Kirby (Mt. Sac), 15-3; 3. McAlexander (De Anza), 15-0; 4. Morales (Mt. Sac), 15-0; 5. Kitz (West Valley), 15-0. LJ-1. Branham (Pima, Ariz.), 23-11; 2. Bryant (SWLA), 23-9; 3. Gilbert (Santa Barbara), 23-6 1/2; 4. Fernandez (Chabot), 23-2. TJ-1. Gilbert (Santa Barbara), 50-5 1/2; 2. Leveritz (Skyline), 48-4 1/2; 3. Terry (Pierce), 48-3; 4. Gray (West LA), 48-1; 5. Viera (Chabot), 47-4 1/2; 3. SP-Smith (San Mateo), 55-10 1/2; 2. Hembrick (SWLA), 51-0 1/2; 3. Larson (Bakersfield), 50-10. DT-1. Reid (Chabot), 168-8; 2. Curtis (Pima, Ariz.), 155-2; 3. Hembrick (SWLA), 153-11; 4. Kover (Bakersfield), 151-11; 5. Durso (Phoenix), 150-2. TJ-1. Parrish (West Valley), 213-7; 2. Love (Saddleback), 207-9; 3. Shilling (Phoenix), 202-2; 4. Rider (San Mateo), 201-9; 5. Roller (Skyline), 198-5.

GIRLS: DT-Jones (Monterey), 133-6. JT-Mayhew (Glendale), 135-4; 2. Jones (Monterey), 138-138-1.

BOYS: 100-1. Turner (Centennial), 10.0; 2. Roederer (Canyon, Saugus), 10.0. TWO MILE-1. Safferfield (Santa Barbara), 9:35.4; 2. Brennan (San

March 24.

Women

DUAL MEETS

At UC Irvine

100-1. Anderson (CSN), 11.4; 2. Brown (CSN), 11.6. 800-Keyes (CPSLO), 2:12.3. 1,500-Keyes (CPSLO), 4:27.4. 100H-Anderson (CSN), 13.7. 400 RELAY-Cal St. Northridge, 46.4. 800 MEDLEY RELAY-Cal St. Northridge, 1:44.8. HJ-Spencer (CSN), 5-8. LJ-Anderson (CSN), 20-10 3/4. DT-Pyle (CSN), 149-3.

SCORES: Cal St. Northridge 170, Cal Poly SLO 51; Cal Poly SLO 109, Cal Poly Pomona 53.

100-Rich (CSLA), 11.4. 200-Rich (CSLA), 23.6. 1,500-1. Swenney (UCSB), 4:28.7; 2. Volimer (UCI), 4:39.5. 400 RELAY-Cal St. Los Angeles, 47.8. SP-Rose (CSLA), 48-7.

SCORES: UC Santa Barbara 124, UC Irvine 89; Cal St. Los Angeles 123, UC Santa Barbara 104.

COLLEGE

Men

Oregon (101) at UC Irvine (62)

100-1. King (UCI), 10.2; 2. Coleman (O), 10.3. 200-1. King (UCI), 20.6; 2. Coleman (O), 21.4; 3. Thomas (O), 21.9. 400-1. Thomas (O), 47.2; 2. Chambers (una), 48.2. 800-1. Nelson (O), 1:51.5; 2. Walton (O), 1:51.8. 1,500-1. Chapa (O), 3:46.2; 2. Goldberg (O), 3:51.3; 3. Green (O), 3:52.0. 5,000-1. B. McChesney (O), 13:53.0; 2. Salazar (O), 13:59.0; 3. Serne (UCI), 14:01.4. 3,000 STEEPLCHASE-1. Daniels (O) and Clary (O), 8:55.3. 110H-Gregory (UCI), 14.1. 400H-1. Bell (O), 52.5; 2. Austin (O), 52.8; 3. Wells (UCI), 52.8. 400 RELAY-1. UC Irvine, 41.4; 2. Oregon, 42.7. MILE RELAY-UC Irvine, 3:16.9.

HJ-From (O), 7-1. PV-1. Hintnaus (O), 17-0; 2. Thilken (UCI), 16-6. LJ-King (UCI), 24-8. TJ-Lacy (O), 48-8. SP-1. Stover (O), 62-11; 2. Goldsmith (O), 58-11 3/4; 3. Burton (O), 55-0; 4. Leftow (UCI), 54-8; 5. Brown (UCI), 54-5 1/2. DT-1. Burton (O), 201-2; 2. Leftow (UCI), 174-10. JT-Lorentzen (O), 217-4. HT-1. McArdie (O), 184-6; 2. Burton (O), 191-11; 3. Stover (O), 191-7.

BEACH CITIES INVITATIONAL

At Newport Harbor

100-K. Bell (Edison), 9.7. 440-Harris (Westminster), 51.0. 800-1. Bruggeman (Corona del Mar), 1:57.3. 2. Steak (Newport Harbor), 1:58.5. MILE-1. Vandereems (Mission Viejo), 4:23.5; 2. Garcia (Marina), 4:25.5; 3. Lansdon (Edison), 4:26.2. TWO MILE-1. Vandereems (Mission Viejo), 9:15.4; 2. Blyat (Marina), 9:20.8; 3. Butler (Edison south), 9:22.5; 4. Walling (University), 9:31.4; 5. Ramsey (Westminster), 9:43.8. 120H-Davis (Edison), 15.2. 300H-Leavitt (Mission Viejo), 39.4. 440 RELAY-1. Edison, 43.5; 2. Westminster, 44.3; 3. Fountain Valley, 44.4. MILE RELAY-1. Edison, 3:30.6; 2. Huntington Beach, 3:30.9; 3. Newport Harbor, 3:31.5; 4. Capistrano Valley, 3:31.6; 5. Marina, 3:31.7.

HJ-1. Smythe (Dana Hills), 6-4; 2. Peavy (El Toro), 6-4; 3. Walsh (Corona del Mar), 6-4; 4. Martin (Huntington Beach), 6-4. PV-1. Shannon (Irvine), 14-0; 2. Plinckney (Estancia), 13-6; 3. Gleson (Edison),

HIGH SCHOOL

PASADENA GAMES

At Pasadena CC

100-1. Sanford (Pasadena), 10.3; 2. Hawkins (Warren), 10.4. 200-1. Sanford (Pasadena), 21.3; 2. Hodge (Muir), 22.6. 400-1. Townsend (LB Poly), 49.4; 2. Gikas (El Camino Real), 50.0; 3. Cook (Pasadena), 50.2. 800-1. Mack (Locke), 1:52.7; 2. West (Crenshaw), 1:53.5; 3. B. Shirley (Notre Dame), 1:55.3. 1,500-1. P. Shirley (Notre Dame), 3:58.9; 2. Leibowitz (Chatsworth), 3:59.5; 3. Sardo (Chatsworth), 4:02.1; 4. McCormick (San Jacinto), 4:03.8. 3,000-Ruelas (La Salle), 8:59.0. 110H-1. Carter (Locke), 14.7; 2. Gallimore (Blair), 14.9. 300H-Carter (Locke), 39.2. MILE RELAY-1. Locke, 3:18.4; 2. LB Poly, 3:20.4; 3. Pasadena, 3:23.5; 4. Muir, 3:28.8. HJ-1. Mayfield (Muir), 6-8; 2. Hoffinger (San Jacinto), 6-4. PV-1. McIntyre (Los Alamitos), 15-0; 2. Milford (unk), 14-0; 3. McClone (Notre Dame), 14-0; 4. Elliot (Bellflower), 13-6; 5. Cronert (Notre Dame), 13-6. LJ-1. Mayfield (Muir), 22-6; 2. Holliday (Muir), 22-2 1/4. TJ-1. Holliday (Muir), 46-2 1/4; 2. Mayfield (Muir), 45-7 1/2; 3. Elmore (Locke), 43-9; 4. Tomase (Belmont), 43-3. SP-1. Garnett (Muir), 61-9 1/4; 2. Kraychir (San Jacinto), 61-8. DT-1. Kraychir (San Jacinto), 176-5; 2. Flinger (San Jacinto), 164-4; 3. Garnett (Muir), 149.8.

RATED: 100-1. Ervin (Pasadena), 10.8; 2. Yeargin (Marshall, Pas.), 10.8. 200-Price (LB Poly), 22.4. 400-1. La Jun (LB Poly), 49.5; 2. Woods (LB Poly), 50.3; 3. Stallworth (Muir), 50.4; 5. Cole (Notre Dame), 50.5. 300H-Turner (LB Poly), 39.1. 440 RELAY-1. Pasadena, 42.1; 2. LB Poly, 43.1; 3. Muir, 43.7; 4. Marshall (Pas.), 43.8. PV-Bryant (Gladstone), 13-0. LJ-1. Bennett (Muir), 22-1 1/2; 2. Tav (Muir), 21-8 1/4. SP-Brown (LB Poly), 53-3 1/4.

VARSITY: 200-Butler (Muir), 22.2; 2. Yeargin (Marshall), 22.2; 3. Stallworth (Muir), 22.6. 400-Carroll (Muir soph), 50.6. 300H-Tav (Blair), 39.4.

GIRLS: 100-1. Paige (LB Poly), 12.2; 2. Miles (LB Poly), 12.2. 200-1. Paige (LB Poly), 24.8; 2. Miles (LB Poly), 25.3; 3. Caddill (Marshall), 26.4. 400-Stewart (Locke), 60.0. 800-1. Corricha (Burbank), 2:22.6; 2. Adams (Burbank), 2:23.7. 1,500-1. Elson (Burbank), 4:58.9; 2. Manriquey (Burbank), 5:05.9. 440 RELAY-1. LB Poly, 48.3; 2. Locke, 50.1; 3. Marshall (Pas.), 50.4. MILE RELAY-1. LB Poly, 4:00.6; 2. Locke, 4:07.5; 3. South Pasadena, 4:09.4; 4. Burbank, 4:13.8. HJ-Johnson (Marshall, Pas.), 5-6; 2. Smith (Locke), 5-4. SP-Fields (LB Poly), 38-7.

ORANGE RELAYS

At El Modena

BOYS: RELAYS: MILE-1. Orange, 3:28.1; 2. El Modena, 3:29.4. TWO MILE-1. Villa Park, 8:17.8; 2. Canyon (Alhambra), 8:21.0. FOUR MILE-Villa Park (Cangelosi), 4:25.1; 18:18.1; 2. El Modena, 18:30.7. SPRINT MEDLEY-Villa Park (Cangelosi), 1:57.0; 3:39.3. DISTANCE MEDLEY-El Modena, 10:54.2. SHUTTLE LOW HURDLES-Villa Park, 54.8. TJ-Kenady (Villa Park), 43-9 1/4.

TEAM SCORES-Villa Park 50; El Modena, 48. Orange, 28. Canyon (Azer



2) Ellen Turkel (24)	40:58
30-39 Women:	
1) Judy Glynn (30)	40:02
2) Roberta Takahashi (32)	42:12
3) Julie Millard (31)	42:58
40-49 Women:	
1) JoAnn Wichary (42)	43:26
50-59:	
1) Meann Garty (51)	51:17
60+ Women:	
1) Bess James (68)	68:36
14-18 Girls:	
1) Terrie Brown (15)	37:35
/Hans Albrecht/	

March 24. Stanford. Stanford Invitational Relays

Javelin:	
1) Curt Ransford (SJS)	230-3
2) Gary Bruner (S)	227-11
3) Rich Stewart (SJS)	225-7
Hammer:	
1) Steve Baginski (Cornell)	186-6
2) Dave Thomson (S)	183-3
3) Dave Keenon (Chico)	174-2
20,000m Run:	
1) Roy Kissin (S)	29:33.2
2) Jim White (SacSt)	29:38.6
3) Gary Blume (Cal)	29:57.8
Open 5000m Racewalk:	
1) Neal Pyke (SeqSportClub)	20:41.6
2) Ray Sharp (MDAC)	22:26.6
3) Bob Henderson (SeqSpCl)	22:27.0
Discus:	
1) Tim Fox (OSU)	178-7
2) Dave Porath (Cal)	175-5
3) Tom Schillinger (OSU)	169-2
Long Jump:	
1) Paul Wilson (IdaSt)	23-11 1/2
2) Mike Marlow (Cal)	23-9
3) Kevin Cole (SJS)	23-2 1/2
110 HH:	
1) Pete Austin (SJS)	14.1
2) Mike Kirtman (SJS)	14.3
3) Walt Pratt (Cal)	14.4
3,000m Steeplechase:	
1) Bill Gail (S)	8:54.8
2) Gary Gonser (Ida)	9:03.2
3) Bill Haldeman (S)	9:09.2
400m Relay:	
1) San Jose State	39.7
2) Cal Poly SLO	40.1
3) Stanford	40.3
Shot Put:	
1) Bob Feuerbach (SJS)	58-3 3/4
2) Dave Porath (Cal)	56-1 1/2
3) Steve Saras (Ida)	55-5
Distance Medley Relay:	
1) Cal Poly SLO	9:47.6
2) San Jose State	9:49.0
3) Idaho	9:52.4
100m Dash:	
1) Darrin Nelson (S)	10.3
2) Mark Kent (SLO)	10.4
3) Adley Rayboy (Cornell)	10.6
High Jump:	
1) Bob Peterson (Ida)	7-0
2) Steve Link (Davis)	7-0
3) Doug Reinhard (HaySt)	6-10
Pole Vault:	
1) Greg Woepse (SJS)	17-7
2) Tim McDonald (SLO)	16-8
3) Kim Black (SJS)	16-0
880 Yd Relay:	
1) Stanford	1:24.9
2) California	1:25.6
3) Oregon State	1:25.9

Artz, 28-11; 2. Bryant (SWLA), 23-9; 3. Gilbert (Santa Barbara), 23-6 1/4; 4. Fernandez (Chabot), 23-2. T.J.—1. Gilbert (Santa Barbara), 50-5/8; 2. Levertz (Skyline), 48-4; 3. Terry (Pierce), 48-3; 4. Gray (West LA), 48-1; 5. Viera (Chabot), 47-4 1/2; 3. SP—Smith (San Mateo), 55-10 1/4; 2. Hembrick (SWLA), 51-0 1/4; 3. Larson (Bakersfield), 50-10. DT—1. Reid (Chabot), 148-8; 2. Curtis (Pima, Ariz.), 155-2; 3. Hembrick (SWLA), 153-11; 4. Kovar (Bakersfield), 151-11; 5. Durso (Phoenix), 150-2. T.J.—1. Parrish (West Valley), 213-7; 2. Love (Saddleback), 207-9; 3. Shilling (Phoenix), 202-2; 4. Rider (San Mateo), 201-9; 5. Rolier (Skyline), 198-5. GIRLS: DT—Jones (Monterey), 133-6. JT—Mayhew (Glendale), 155-4; 2. Jones (Monterey), 138. 138-1.

BOYS: 100—1. Turner (Centennial), 10.0; 2. Roederer (Canyon, Saugus), 10.0. TWO MILE—1. Sapperfield (Santa Barbara), 9:35.4; 2. Brennan (San Marcos), 9:38.4; 3. Fairman (Thousand Oaks), 9:40.2; 4. Calloway (Dos Pueblos), 9:41.5; 5. Fuel (Oxnard), 9:42.6; DeWay (Santa Barbara), 9:43.2. HJ—1. Balkin (Glendale), 6-8. PV—1. Messner (Dos Pueblos), 13-6; 2. Tinker (Glendale), 13-6; 3. Burroughs (Glendale), 13-0. LJ—1. Patterson (Cabrillo), 21-9 1/2; 2. Rust (Kennedy, La Palma), 21-9 1/2; 3. Kardia (Rolling Hills), 21-7 1/4. T.J.—1. Gaddie (Cabrillo), 43-2; 2. West (Santa Barbara), 43-0 1/2. SP—Drieske (LB Wilson), 54-8 1/2. DT—Cornwell (Canyon, Saugus), 160-9; 2. Rolling Hills, 43-4; 3. Centennial, 42-2; 4. San Marcos, 44-2. MILE RELAY—1. Centennial, 3:24.1; 2. Rolling Hills, 3:25.4. SPRINT MEDLEY—Thousand Oaks, 3:40.5. DISTANCE MEDLEY—1. Oxnard, 10:27.2; 2. Santa Barbara, 10:30.4; 3. Thousand Oaks, 10:30.6; 4. Dos Pueblos, 10:35.6; 5. Cabrillo, 10:44.8; 6. San Marcos, 10:47.0. SHUTTLE HIGH HURDLES—Dos Pueblos, 10:54.5.

TEAM SCORES—Dos Pueblos, 3; Santa Barbara, 29; Rolling Hills, 28; Centennial, 24; Thousand Oaks and San Marcos, 20; Oxnard and Cabrillo, 17; Canyon (Saugus), 16; Ventura, 14; Verbum Dei and Glendale, 12; LB Wilson and Kennedy (La Palma), 6; Carpinteria, 5; Lakewood, 3; Santa Maria and Crescenta Valley, 2.

GIRLS: 100—Washington, 11.0. TWO MILE—Schmandt (Santa Barbara), 10:47.4; 2. Bergsohn (Dos Pueblos), 11:57.8. HJ—Fargo (Crescenta Valley), 5-4; 2. Dahlke (La Collina Jr. Hi.), 5-4; 3. Zwart (Crescenta Valley), 5-2; 4. Grob (Santa Barbara), 5-2. LJ—Herman (Thousand Oaks), 18-7 1/2; 2. Dahlke (La Collina Jr. Hi.), 17-10 1/2; 3. Zwart (Crescenta Valley), 17-10; 4. Bowie (San Marcos), 17-9; 5. Light (Lakewood), 17-3 1/4. SP—1. Zwart (Crescenta Valley), 43-0; 2. Newby (Dos Pueblos), 39-3 1/4; 3. Wheeler (Santa Barbara), 36-3 1/4. DT—Powell (Righetti), 105-5.

RELAYS: 440—1. Centennial, 50:2.8. Thousand Oaks, 50.3. MILE RELAY—1. Dos Pueblos, 4:07.0; 2. Thousand Oaks, 4:13.7. 880 MEDLEY—1. Thousand Oaks, 1:53.5; 2. Centennial, 1:53.7; 3. San Marcos, 1:53.9. DISTANCE MEDLEY—1. Santa Barbara, 12:12.0; 2. Dos Pueblos, 12:57.2; 3. Crescenta Valley, 13:06.0; 4. Lakewood, 3:19.0; 5. San Marcos, 13:20.8.

TEAM SCORES—Thousand Oaks, 42; San Marcos, 37; Dos Pueblos, 21; Santa Barbara, 26; Crescenta Valley, 25; Centennial, 23.

BEACH CITY INVITATIONAL

At Newport Harbor
100-K. Bell (Edison), 9.7. 440—Harris (Westminster), 51.0. 880—1. Bruggeman (Corona del Mar), 1:57.3; 2. Steak (Newport Harbor), 1:58.5. MILE—1. Vandereems (Mission Viejo), 4:23.5; 2. Garcia (Marina), 4:25.3; 3. Lansdon (Edison), 4:26.2. TWO MILE—1. Vandereems (Mission Viejo), 9:15.8; 2. Biaty (Marina), 9:20.8; 3. Butler (Edison), 9:22.5; 4. Walling (University), 9:31.6; 5. Ramsey (Westminster), 9:43.8. 1200H—Davis (Edison), 15:2. 330LH—Leavitt (Mission Viejo), 39.4. 440 RELAY—1. Edison, 43.5; 2. Westminster, 44.3; 3. Fountain Valley, 44.4. MILE RELAY—1. Edison, 3:30.4; 2. Huntington Beach, 3:30.9; 3. Newport Harbor, 3:31.5; 4. Capistrano Valley, 3:31.6; 5. Marina, 3:31.7. HJ—1. Smyth (Dana Hills), 6-4; 2. Peavy (El Toro), 6-4; 3. Walsh (Corona del Mar), 6-4; 4. Martin (Huntington Beach), 6-4. PV—1. Shannon (Irvine), 14-0; 2. Pinciney (Estancia), 13-6; 3. Gleson (Edison), 13-0. T.J.—Cowan (Fountain Valley), 45-0 1/2. SP—1. Mills (University), 57-9 1/2; 2. Doehring (Corona del Mar), 54-5. DT—1. Mills (University), 177-2; 2. Hudson (Mission Viejo), 169-11; 3. Ortmann (University), 159-10; 4. Doehring (Corona del Mar), 154-11; 5. Kausen (Corona del Mar), 154-10. TEAM SCORES—Edison, 40; Fountain Valley and Mission Viejo, 23; Westminster, 24; Newport Harbor, 22; Corona del Mar, 22.

EL DORADO INVITATIONAL

At Valencia High
100—Brown (Baldwin Park), 9.93 (fully electric) (9.6) in heats; 220—1. Brown (Baldwin Park), 22.11; 2. McKee (San Marino), 22.40; 3. Gardine (Nogales), 22.62; 4. Montgomery (Nogales), 22.64. 440—1. Sparks (Sonora), 50.44; 2. Girdene (Nogales), 50.97; 3. Sill (Troy), 51.10. 880—1. Sparks (Sonora), 1:56.8; 2. Cota (Coachella Valley), 1:58.1; 3. Barrett (Buena Park), 1:58.9. MILE—1. Whatcott (Burbank), 4:19.2; 2. Borbon (Upland), 4:20.1; 3. Ernst (El Dorado), 4:21.1; 4. DeCoute (La Canada), 4:27.7. TWO MILE—1. Whatcott (Burbank), 9:20.9; 2. Borbon (Upland), 9:27.4; 3. Lee (Barstow), 9:28.7; 4. Parkin (South Pasadena), 9:29.7; 5. Nielson (Pacific), 9:40.3; 6. Brown (San Marino), 9:41.6. 1200H—1. Longino (Nogales), 14.7; 2. Holloway (Apple Valley), 14.7; 3. Chatterfield (Nogales), 14.8. 330LH—1. Alvarado (Coachella Valley), 38.62; 2. Sill (Troy), 38.64; 3. Arnett (San Marino), 38.82; 4. Chatterfield (Nogales), 39.05; 5. Segal (Mira Costa), 39.12; 6. Vurein (San Dimas), 39.61.

440 RELAY—1. Neff, 43.45; 2. Barstow, 43.82; 3. Nogales, 43.86; 4. San Marino, 44.08.5. 880 RELAY—1. Sonora, 3:27.4; 2. Coachella Valley, 3:27.4; 3. Buena Park, 3:28.1; 4. El Dorado, 3:28.6; 5. Apple Valley, 3:29.4; 6. Troy, 3:29.5. HJ—1. Berger (Esperanza), 6-6; 2. Gallegos (Indio), 6-4. T.J.—1. Bellard (El Dorado), 44-2 1/2; 2. Kelly (Barstow), 44-0 1/2; 3. Hickey (El Dorado), 44-0 1/2; 4. Chavarria (Coachella Valley), 43-10; 5. Klinger (Coachella Valley), 43-9; 6. Stewart (Cajon), 43-3 1/2. SP—Hicks (Nogales), 55-1 1/2; 2. Polch (San Marino), 53-11; 3. Stachowski (Burbank), 52-2 1/2. DT—1. Bruce (Valencia), 170-3; 2. McRae (Pacific), 164-4; 3. Safarik (Fullerton), 158-1; 4. Dressel (El Dorado), 1:55-10; 5. Anderson (Brea), 150-9; 6. Alaforte (Indio), 149-10. PV—1. Wilson (Indio), 14-6; 2. Stull (Troy), 13-6; 3. De between Giduld (Valencia), and Kogel (Valencia), 13-0; 5. Riddick (San Marino), 13-0; 6. Flores (Nogales), and Cowick (Buena Park), 13-0. TEAM SCORES—Nogales, 60; Barstow, 36; San Marino, 38; El Dorado, 31; Coachella Valley, 30; Sonora, 30; Burbank, 26; Indio, 21; Baldwin Park, 20.

(Burbank), 4:58.9; 2. Manriquey (Burbank), 5:08.9. 440 RELAY—1. LB Poly, 48.3; 2. Locke, 50.1; 3. Marshall (Pas.), 50.4. MILE RELAY—1. LB Poly, 4:00.6; 2. Locke, 4:07.5; 3. South Pasadena, 4:09.0; 4. Burbank, 4:13.8. HJ—Johnson (Marshall, Pas.), 5-6; 2. Smith (Locke), 5-4. SP—Fields (LB Poly), 38-7.

ORANGE RELAYS

At El Modena
BOYS: RELAYS: MILE—1. Orange, 3:28.1; 2. El Modena, 3:29.4. TWO MILE—1. Villa Park, 8:17.8; 2. Canyon (Anaheim), 8:21.0. FOUR MILE—Villa Park (Cangelosi, 4:25.1), 18:18.1; 2. El Modena, 18:30.7. SPRINT MEDLEY—Villa Park (Cangelosi, 1:57.0), 3:39.2. DISTANCE MEDLEY—El Modena, 10:54.2. SHUTTLE LOW HURDLES—Villa Park, 54.8. T.J.—Kenady (Villa Park), 43-9 1/2. TEAM SCORES—Villa Park, 50; El Modena, 48; Orange, 29; Canyon (Anaheim), 21; Orange Lutheran, 2. GIRLS: HJ—Monner (Orange Lutheran), 5-2. SP—Ray (Villa Park), 49-1. TEAM SCORES—Villa Park, 31; Orange Lutheran and Orange, 19; El Modena, 16; Canyon (Anaheim), 13.

March 25. Limerick, Ireland. World Cross Country Championships:

MEN: INDIVIDUAL (12,000 meters)—1. Tracy (Ireland), 37:20 for 12,000 meters; 2. Malinowski (Poland), 37:29; 3. Antopov (USSR), 37:30; 4. Simmons (Wales), 37:38; 5. Schots (Belgium), 37:42. Others included: 13. Virgin (Lebanon, Ill.), 38:05; 44. Dillon (Providence, R.I.), 38:59; 49. Hunter (Cleveland), 39:05. TEAM—1. England, 119 points; 2. Ireland, 198; 3. USSR, 210. WOMEN: INDIVIDUAL (5,000 meters)—1. Waitz (Norway), 16:48; 2. Smekhnova (USSR), 17:14; 3. Goodall (Chapel Hill, N.C.), 17:18; 4. Wessing-

hage (West Germany), 17:23; 5. Yum-sova (USSR), 17:25. Others included: 7. Merrill (New London, Conn.), 17:33; 8. Shea (Raleigh, N.C.), 17:41; 11. Groos (Nashville), 17:47; 19. White (Alexandria, Va.), 18:02. TEAM—1. United States, 29; 2. USSR, 48; 3. England, 68. JUNIOR MEN (7,360 meters)—1. De Pauw (Belgium), 23:02; 2. Binns (England), 23:09; 3. Denikeev (USSR), 23:20; 4. Nelson (Burbank, Calif.), 23:22.

March 24-25. Santa Barbara. TFA/USA Decathlon at University of California Santa Barbara:

1) Al Hamlin (DelRivTC)	8031
2) Roger George (AthWest)	7613
3) Mitch Gordien (UCSB)	7204
4) Tom Byron (CSUF)	7187
5) Gary Gaire (U of Wash)	7108
6) Ron Wopat (un)	7064
7) Joel Johnson (OreStUniv)	6952
8) John Irvine (PhoenixColl)	6762
9) Kimmo Jokivartio (CSLA)	6749
10) Bob Bayless (OklaChris)	6670
11) Tom Giles (UCSB)	6597
12) Paul Maurer (UCSB)	6498
13) Bob Bauld (CSUF)	6474
14) Al Irving (Un)	6457
15) Rich Maher (PFTC)	6420

/Sam Adams/

March 24. Fresno. California Christian College Athletic Conference Championships

10,000m Walk:

1) Denny Diezel (PL)	56:29.0
2) Steve Heyl (AP)	56:45.5
3) Steve Wolters (FP)	67:53.5

Hammer:

1) Doug Barnett (AP)	152- $\frac{1}{2}$
2) Uno Vesterlund (PL)	150-2 $\frac{1}{2}$
3) Robert Axelsson (PL)	136-5 $\frac{1}{2}$

10,000m:

1) Dan Esqueda (PL)	31:16.1
2) Marty Higginbotham (FP)	31:29.0
3) Chuck DeGarmo (W)	31:52.0

Pole Vault:

1) Chris Shea (PL)	15-4
2) Micky New (W)	14-6
3) Kevin Crowley (AP)	13-6

Javelin:

1) Tim Nelson (AP)	192-6
2) Gary Wise (AP)	172-5
3) Jack Lyon (B)	161-5 $\frac{1}{2}$

Shot Put:

1) John Turton (FP)	49-8 $\frac{1}{2}$
2) Robert Axelsson (PL)	48-6
3) Doug Barnett (AP)	46-7 $\frac{3}{4}$

Long Jump:

1) Tony Haynes (AP)	23- $\frac{1}{2}$
2) Cary Tyler (B)	22-11 $\frac{1}{2}$
3) Gary Wise (AP)	22-10 $\frac{1}{2}$

3000m Steeplechase:

1) Terry Drake (AP)	9:08.9
2) Juan Garza (FP)	9:13.7
3) Jose Renteria (FP)	9:32.0

400m Relay:

1) Biola	43.6
2) Fresno Pacific	44.8

High Jump:

1) Gary Wise (AP)	6-8
2) Dogonyaro (AP)	6-6
3) Ron Thiesen (FP)	6-4

1500m:

1) Parry Kleinsasser (PL)	3:56.0
2) Lynn Weitz (B)	3:57.3
3) John McLinden (PL)	4:01.7

110m Hurdles:

1) Gary Wise (AP)	14.5 w
2) Freeborn Iriri (B)	15.3
3) Dave Tolson (PL)	15.8

400m:

1) Ron Ungar (PL)	51.5
2) Mark Crofton (B)	52.1
3) ADO Dogonyaro (B)	52.5

Discus:

1) Uno Vesterlund (PL)	167-11
2) John Turton (FP)	164-10
3) Robert Axelsson (PL)	159-6

Triple Jump:

1) Cary Tyler (B)	50-8
2) Haruna Dogonyaro (AP)	46-10 $\frac{3}{4}$
3) Tony Haynes (AP)	46-9

100m:

1) Tony Haynes (AP)	10.6
2) Ernie Dixon (FP)	11.0
3) Jon Pickard (FP)	11.1

800m:

1) Parry Kleinsasser (PL)	1:55.7
2) Nick Ciaccio (PL)	1:58.4
3) Jose Renteria (FP)	1:58.5

400m IH:

1) Freeborn Iriri (B)	55.7
2) Dave Tolson (PL)	59.2
3) Ron Thiesen (FP)	59.8

800m:

1) Rob Webster (UW)	1:51.6
2) Mark Frickner (OSU)	1:52.0

400m IH:

1) Drew Fields (OSU)	52.2
2) Charles Green (OSLA)	52.2

200m #1:

1) Everett Forrest (UCR)	21.8
2) Mike Krause (UW)	21.8
3) J.T. Carr (OSLA)	21.8

200m #2:

1) Mike Washington (OSU)	21.8
--------------------------	------

Discus:

1) Mark Baughman (Hou)	192-10
2) Schillinger (OSU)	178-6

High Jump:

1) Hall (Oxy)	6-10 $\frac{1}{4}$
2) Brownrider (UCR)	6-8

Triple Jump:

1) Turner (UW)	47-4 $\frac{1}{2}$
2) Williams (UW)	46-11 $\frac{3}{4}$

Pole Vault:

1) Oravetz (UW)	18-0 $\frac{1}{4}$
2) Halverson (SDS)	16-6 $\frac{3}{4}$

3000m:

1) Gary Gustafson (UW)	8:15.6
2) Bill Stolp (UW)	8:16.0

Mile Relay:

1) Oregon State	3:16.4
2) UC Santa Barbara	3:17.2

/Sam Adams/

March 31.

CHAFFEY INVITATIONAL

BOYS: 100—Hodge (Muir), 10.0. 220 —1. Butler (Muir), 22.0; 2. Hathaway (Corona), 22.4; 3. Warren (Pomona), 22.6; 4. Kelleher (Damien), 22.7; 5. Lee (Edgewood), 22.7. 440—1. Sill (Troy), 49.1; 2. Cook (San Bernardino), 49.6; 3. Gary (Fontana), 50.1; 5. Prentice (Foothill), 50.5. 880—Arriola (Gahr), 1:58.4. MILE—1. Arriola (Gahr), 4:24.8; 2. Adams (Foothill), 4:27.2. TWO MILE —1. Perez (San Geronio), 9:31.8; 2. Scott (Foothill), 9:35.2. 1200M—1. Jones (Monrovia), 14.7; 2. Miller (Muir), 14.8; 3. Moody (Edgewood), 15.0; Seigel (Mira Costa), 15.0; 5. Porter (Pomona), 15.2. 330LH—1. Cook (San Bernardino), 37.6; 2. Gary (Fontana), 38.2; 3. Washington (San Geronio), 38.5; 4. Valdivia (Corona), 38.9. 440 RELAY—1. Muir, 43.0; 2. Santa Ana Valley, 44.0; 3. Pomona, 44.4; 4. Bolsa Grande, 44.5. MILE RELAY—1. Troy, 3:26.9 (Sill, 48.9); 2. Muir, 3:27.7; 3. Fontana, 3:30.4; 4. San Geronio, 3:31.7. HJ—1. Mayfield (Muir), 6-11; 2. Jackson (Pomona), 6-6. PV—1. Pinkney (Estancia), 13-6; 2. Leake (Corona), 13-6; 3. tie between Hammitt (Foothill) and Stull (Troy), 13-0; 5. Barnett (Edgewood), 13-0. LJ—1. Mayfield (Muir), 23-4 $\frac{1}{4}$ w (22-9 $\frac{1}{4}$ legal); 2. Sutton (Fontana), 23-3 $\frac{1}{4}$; 3. Holliday (Muir), 22-10 $\frac{1}{4}$; 4. Parrish (Pacific), 22-6; McClain (Pacific), 21-9 $\frac{1}{4}$; 6. Henka (Estancia), 21-7 $\frac{1}{4}$; 7. Stansbury (Santa Ana Valley), 21-6. TJ—1. Mayfield (Muir), 50-2 $\frac{1}{2}$ (also 48-8); 2. Holliday (Muir), 48-10 $\frac{1}{2}$ (also 48-8 $\frac{1}{4}$ and 48-4); 3. Dugan (Gahr), 44-9; 4. Lew (Bolsa Grande), 44-9 (cq); 5. Canady (Villa Park), 44-8 $\frac{1}{2}$; 6. Garza (Villa Park), 44-6; 7. McClain (Pacific), 43-8 $\frac{1}{2}$. SP—1. Garnett (Muir), 60-7; 2. Johnson (San Geronio), 53-2. TEAM CHAMPION—Muir.

NOVICE: MILE RELAY—Santa Ana Valley, 3:32.0. 1.1—Steen (Santa Ana

USC 89, Cal 65

400-meter relay—1, USC (Williams, Simmons, Sanford, Mullins), 39.20. 2, Cal, 40.76. Shot—1, McKenzie, USC, 57-11 $\frac{1}{2}$. 2, Porath, Cal, 57-4. 3, Kurrasch, USC, 55-3. Javelin—1, Paananen, USC, 236-3. 2, Funderburk, USC, 202-8. 3, Pande, Cal, 187-8. Steeplechase—1, Blume, Cal, 8:56.64. 2, Wood, Cal, 9:44.54. 3, Perez, USC, 9:52.9. 1500—1, Clifford, Cal, 3:52.05. 2, O'Reilly, Cal 3:58.43. 3, Brady, Cal, 4:09.15. 110 hurdles—1, Stewart, USC, 13.87. 2, Bryggare, USC, 13.93. 3, Johnson, USC, 14.00. High jump—1, Walker, USC, 6-10. 2, Imperial, Cal 6-6. 3, Asami, USC, 6-4. 400—1, Sanford, USC, 46.39. 2, Bradford, USC, 46.8. 3, Bethany, USC, 46.9. Long jump—1, Marlow, Cal, 24-3 $\frac{1}{4}$. 2, Steen, Cal, 23-4. 3, Asami, USC, 22-11. Discus—1, Montgomery, USC, 173-4. 2, Kurrasch, USC, 172-0. 3, McKenzie, USC, 162-1. 100—1, Mullins, USC, 10.31. 2, Simmons, USC, 10.32. 3, Williams, USC, 10.45. 800—1, White, Cal, 1:50.62. 2, Omwansa, USC, 1:50.78. 3, Walters, USC, 1:53.22. 400 Hurdles—1, Pratt, Cal, 50.95. 2, Guss, Cal 51.78. 3, Grimes, Cal, 52.37. 200—1, Sanford, USC, 20.74. 2, Simmons, USC, 20.94. 3, Rachal, Cal, 21.25. Pole vault—1, Mulligan, USC, 16-6. 2, Steen, Cal, 15-0. 3, Suey, USC, 14-6. 5000—1, Blume, Cal 14:27.18. 2, Elidff, Cal, 14:28. 3, Brady, Cal, 15:56.16. Mile relay—1, USC (Mullins, Walters, Bethany, Bradford), 3:12.35. 2, Cal, 3:12.44. Triple jump—1, Marlow, Cal, 53-3 $\frac{1}{4}$. 2, Jackson, USC, 50-10 $\frac{3}{4}$. 3, Dobbins, Cal, 47-11 $\frac{1}{4}$. Team score—Southern Cal 89, Cal 65

UCLA 103, Cards 51

400 relay—1, UCLA (Williams, McGlothlin, Foster, E. Brown), 40:02. 2, Stanford, 40.66. Javelin—1, Bruner, Stanford, 235-3. 2, Carli, UCLA, 225-10. 3, DeMill, UCLA, 210-7. Steeplechase—1, Watkin, UCLA, 9:00.13. 2, Gail, Stanford, 9:00.61. 3, Haldeman, Stanford, 9:16.37. 1500—1, Lobsinger, Stanford, 3:49.58. 2, Kissin, Stanford, 3:52.49. 3, Russell, UCLA, 3:53.09. Shot—1, Laut, UCLA, 65-0. 2, Gordien, UCLA, 62-7. 3, Fuentes, Stanford, 51-5 $\frac{1}{4}$. 110 hurdles—1, Foster, UCLA, 13.39. 2, Higgins, UCLA, 14.6. 3,

WOMEN

Oregon (86), Hayward St. (16) At California (61)

100—1. Parker (C), 11.7; 2. Bolton (C), 11.7; 3. Nickson (HS), 11.7. 200—1. Bolton (C), 24.0; 2. Parker (C), 24.0; 3. Bafiste (O), 24.5. 400—Rose (O), 56.2. 800—1. Trumbley (C), 2:10.7; 2. Williams (O), 2:10.8; 3. Schmidt (O), 2:11.3. 1500—1. Williams (O), 4:27.6; 2. Baker (O), 4:28.0; 3. Trumbley (C), 4:30.0; 4. Richter (C), 4:34.3. 5000—Oehm (C), 16:42.2; 2. Morton (O), 16:46.4; 3. Hjelte (C), 16:48.4; 4. Mountain (O), 16:54.6; 5. Metteer (C), 16:54.8. 100H—1. M. Hawthorne (C), 14.3; 2. Costello (O), 15.0. 400H—M. Hawthorne (C), 60.7. 400 RELAY—1. California, 46.3; 2. Oregon, 46.4. 1600 RELAY—1. California, 3:48.7; 2. Oregon, 3:49.8. DT—Picknell (O), 149-11. JT—1. Sulinski (HS), 165-11; 2. Kearney (O), 153-6.

March 31. San Jose State/Long Beach

SJS 106 $\frac{1}{2}$, Long Beach 55 $\frac{1}{2}$. Hammer — 1. D. Fuller, LB, 185-0. 2. P. Fuller, LB, 176-2. 3. Horn, SJ, 142-6. (New meet record. Former record held by Coleman Kelts of SJS, 184-8 on April 1, 1978.) 400-meter relay — 1. San Jose (Austin, Thomas, Kirtman, Cole) 40.6. 2. Long Beach (Adkins, Herbert, Cooper, Green) 41.6. Shot put — 1. Feuerbach, SJ, 59-6. 2. D. Fuller, LB, 55-9 $\frac{1}{2}$. 3. McSevrey, LB, 48-10. Long jump — 1. Johnson, LB, 25-3 $\frac{1}{4}$. 2. Cole, SJ, 24-3 $\frac{1}{4}$. 3. Webster, SJ, 24-3. 3000 steeple — 1. Riggs, SJ, 9:40.4. 2. Loken, LB, 9:45.8. 3. Bounton, SJ, 10:11.2. 1500 — 1. Nahirny, SJ, 3:51.4. 2. Ross, SJ, 3:52.1. 3. Wingard, LB, 3:54.7. 110 high hurdles — 1. Austin, SJ, 14.0. 2. Hawthorne, SJ, 14.5. 3. Bliss, SJ, 14.5. Javelin — 1. Ransford, SJ, 222-7. 2. Stewart, SJ, 220-10. 3. Jackson, SJ, 202-5. High jump — 1. LaRusch, LB, 6-10. 2. Gibbs, SJ, 6-8. 3. Moga, SJ, and Zarders, LB, 6-4. 400 — 1. Chepkwony, SJ, 47.5. 2. Thompson, LB, 48.2. 3. Duncan, LB, 49.5. 800 — 1. Nahirny, SJ, 1:55.1. 2. Rochester, LB, 1:55.2. 3. Chavez, SJ, 1:55.5. 100 — 1. Thomas, SJ, 10.3. 2. Cole, SJ, 10.3. 3. Kirtman, SJ, 10.3. 200 — 1. Kirtman, SJ, 21.2. 2. Herbert, LB, 21.5. 3. Williams, SJ, 21.6. 400 IM hurdles — 1. Finley, SJ, 53.7. 2. Bearden, SJ, 55.2. 3. Lindsev, LB, 57.0. Discus — 1. D. Fuller, LB, 181-1. 2. Sutherland, SJ, 178-6. 3. McSevrey, LB, 176-4. Two-mile — 1. Gruber, SJ, 9:18.4. 2. Davis, LB, 9:33.4. 3. Laner, SJ, 9:50.4. Pole vault — 1. Woepse, SJ, 16-

Ado Dogonyaro (B) 52.5

Discus:
1) Uno Vesterlund (PL) 167-11
2) John Turton (FP) 164-10
3) Robert Axelsson (PL) 159-6

Triple Jump:
1) Cary Tyler (B) 50-8
2) Haruna Dogonyaro (AP) 46-10 3/4
3) Tony Haynes (AP) 46-9

100m:
1) Tony Haynes (AP) 10.6
2) Ernie Dixon (FP) 11.0
3) Jon Pickard (FP) 11.1

800m:
1) Parry Kleinsasser (PL) 1:55.7
2) Nick Ciaccio (PL) 1:58.4
3) Jose Renteria (FP) 1:58.5

400m IH:
1) Freeborn Iriri (B) 55.7
2) Dave Tolson (PL) 59.2
3) Ron Thiesen (FP) 59.8

200m:
1) Tony Haynes (AP) 21.8
2) Jon Pickard (FP) 22.4
3) Cary Downey (B) 22.5

5000m:
1) Lynn Weitz (B) 14:50.1
2) Chris Sadler (PL) 14:58.5
3) Tom McCann (AP) 15:01.1

1600m Relay:
1) Biola 3:24.8
2) Pt. Loma 3:30.9
3) Azusa 3:31.4

Azusa Pacific 161, Pt. Loma 148, Biola 110, Fresno Pacific 98, Westmont 13.

March 23. Santa Barbara. UCSB Invitational

10,000m:
1) Jim Triplett (UCSB) 30:33.7
2) Chris Hughes (UCSB) 30:35.7

400m Relay:
1) Washington 41.8
2) Cal State LA 41.9

3000m Steeplechase:
1) Mark Van (UW) 9:14.4
2) Devon Flynn (UW) 9:18.9

Hammer:
1) Scott Nielson (UW) 69.70 (228-8)
2) John Goldhammer (un) 59.42 (194-11)

Long Jump:
1) Forrest (UCR) 24-1 1/2
2) Williams (UW) 22-9 1/2

1500m:
1) Dan Fulton (OSU) 3:49.8
2) Bryan Foley (FSU) 3:51.3

Javelin:
1) Mahovlich (UW) 227-11
2) Howe (UCR) 218-8

110m HH:
1) Tim Fox (Mon) 14.3
2) Peter Allen (UCSB) 14.6

Shot:
1) Mark Baughman (Hou) 63-10 3/4
2) Wilcox (CSLA) 53- 3/4

400m:
1) Kasheef Hassan (OSU) 47.1
2) Zvowko Stankovic (UW) 48.6

100m:
1) J.T. Carr (CSLA) 10.6
2) Mike Krause (UW) 10.7
EverettForrest (UCR) 10.7

Boys Grand 44.5. MILE RELAY—1. Troy, 3:26.9 (Sill, 48.9); 2. Muir, 3:27.7; 3. Fontana, 3:30.4; 4. San Geronio, 3:31.7.

HJ—1. Mayfield (Muir), 6-11; 2. Jackson (Pomona), 6-6. PV—1. Pinkney (Estancia), 13-6; 2. Leake (Corona), 13-6. 3. tie between Hammit (Foothill) and Stull (Troy), 13-0; 5. Barnett (Edgewood), 13-0. LJ—1. Mayfield (Muir), 23-4 1/4 (22-9 1/4 legal); 2. Sutton (Fontana), 23-3 1/2; 3. Holliday (Muir), 22-10 1/4; 4. Parrish (Pacific), 22-6. McClain (Pacific), 21-9 1/4; 6. Henka (Estancia), 21-7 1/4; 7. Stansbury (Santa Ana Valley), 21-6. TJ—1. Mayfield (Muir), 50-2 1/2 (also 48-8); 2. Holliday (Muir), 48-10 1/2 (also 48-8 1/2 and 48-4); 3. Dugan (Gahr), 44-9; 4. Lew (Boisa Grande), 44-9 (cq); 5. Canady (Villa Park), 44-8 1/2; 6. Garza (Villa Park), 44-4; 7. McClain (Pacific), 43-8 1/2. SP—1. Garnett (Muir), 60-7; 2. Johnson (San Geronio), 53-2. TEAM CHAMPION—Muir.

NOVICE: MILE RELAY—Santa Ana Valley, 3:32.0. LJ—Steen (Santa Ana Valley), 22-7 1/2. TJ—Tave (Muir), 43-11 1/4. SP—Jeffries (Newport Harbor), 54-10. TEAM CHAMPION—Santa Ana Valley.

GIRLS: 100—McClain (Pacific), 11.1w. 220—1. Dennis (Monrovia), 25.1; 2. McClain (Pacific), 26.1; 2. Fuller (Gahr), 26.2. 440—1. Dennis (Monrovia), 58.4; 2. Davenport (Troy), 59.5; 3. Burkhart (Estancia), 60.6. 800—Kneeshaw (Foothill), 2:18.3. MILE—Kneeshaw (Foothill), 5:06.0. TWO MILE—1. Gaiche (Pacific), 11:47.7; 2. Unger (Foothill), 11:54.1. 110LH—1. Davenport (Troy), 15.0; 2. Miller (Mira Costa), 15.0; 3. Almeida (Troy), 15.4; 400 RELAY—1. Pomona, 50.3; 2. Monrovia, 50.8; 3. Foothill, 50.8. MILE RELAY—Foothill, 4:14.3. HJ—1. Campbell (Montclair), 5-2 (5-3 in jumpoff); 2. Blanco (Chaffey), 5-2 (5-3 in jumpoff); 3. Marshall (Foothill), 5-2. LJ—1. McClain (Pacific), 18-3w; 2. Almeida (Troy), 18-2 1/4w; 3. Chaffee (Estancia), 17-2 1/4w. SP—1. Baker (China), 59-0 1/2; 2. Bishop (Covina), 36-9. TEAM CHAMPION—Foothill.

LAGUNA BEACH INVITATIONAL

BOYS: 800—1. Cota (Coachella Valley), 1:57.8; 2. Barrett (Buena Park), 1:58.0. MILE—1. Perkinson (South Pasadena), 4:24.4; 2. Diedrich (Mayfair), 4:26.3. TWO MILE—1. McCormick (San Jacinto), 9:34.2; 2. Cunnert (Los Amigos), no time; 3. Ramirez (Buena Park), 9:40.5. 1200H—1. Alvarado (Coachella Valley), 14.8. 330LH—1. Austin (Perris), 39.2; 2. Alvarado (Coachella Valley), 39.2. 440 RELAY—1. Serra, 44.3; 2. Perris, 44.4. MILE RELAY—1. Perris, 3:28.9; 2. South Pasadena, 3:29.9; 3. Serra, 3:31.4. HJ—1. Steelman (Yucaipa), 6-11; 2. Smythe (Dana Hills), 6-6; 3. Stumfall (Los Amigos), 6-4. PV—1. Harper (Gladstone), 13-6; 2. Gonzales (Coachella Valley), 13-6. TJ—1. Chavarrilla (Coachella Valley), 44-3; 2. Penn (Perris), 44-2 1/2. SP—Kraychir (San Jacinto), 60-2. DT—1. Kraychir (San Jacinto), 172-4; 2. Bruce (Valencia), 168-0; 3. Finger (San Jacinto), 164-7. TEAM SCORES—Perris, 75; Serra, 66; Coachella Valley, 52; San Jacinto, 48.

GIRLS: 200—Kelley (Irvine), 25.7. 800—Pacha (Valencia), 2:18.4. TWO MILE—Fero (Irvine), 11:42.4. 110LH—Harman (Santa Ana Valley), 15.2. 440 RELAY—Santa Ana Valley, 49.9. MILE RELAY—Capistrano Valley, 4:09.4. HJ—Young (Tustin), 5-4. LJ—Kelley (Irvine), 17-10 1/2. SP—Cvitanich (San Jacinto), 38-0. TEAM SCORES—Santa Ana Valley, 77; Tustin, 61; Irvine, 60.

Cal 65

UCLA 103, Cards 51

400 relay—1. UCLA (Williams, McGlothlin, Foster, E. Brown), 40:02. 2. Stanford, 40:66. Javelin—1. Bruner, Stanford, 235-3. 2. Carli, UCLA, 225-10. 3. DeMill, UCLA, 210-7. Steeplechase—1. Watkin, UCLA, 9:00.13. 2. Gail, Stanford, 9:00.61. 3. Haldeman, Stanford, 9:16.37.

1500—1. Lobsinger, Stanford, 3:49.58. 2. Kissin, Stanford, 3:52.49. 3. Russell, UCLA, 3:53.09. Shot—1. Laut, UCLA, 65-0. 2. Gordien, UCLA, 62-7. 3. Fuentes, Stanford, 51-5 1/4.

110 hurdles—1. Foster, UCLA, 13.39. 2. Higgins, UCLA, 14.6. 3. Margerum, Stanford, 14.6. High jump—1. Joseph, UCLA, 7-2. Isaac, UCLA, 6-4. 3. Doyle, Stanford, 6-4.

400—1. McGlothlin, UCLA, 47.86. 2. McKinn, Stanford, 48.0. 3. Maiocco, Stanford, 49.35. Long jump—1. Nelson, Stanford, 25-4 1/4. 2. Benson, UCLA, 24-11 1/2. 3. Williams, UCLA, 24-5 1/2.

100—1. Brown, UCLA, 10.45. 2. Williams, UCLA, 10.53. 3. Weaver, UCLA, 10.71. 800—1. Schaar, Stanford, 1:50.90. 2. Theriot, UCLA, 1:51.38. 3. Brown, UCLA, 1:52.96.

400 hurdles—1. McNeal, UCLA, 51.85. 2. Higgins, UCLA, 52.93. 3. Shumway, Stanford, 53.04. Team scores—UCLA 103, Stanford 51.

Arizona St. (62) at Cal St. Northridge (74)

100—1. Boyer (AS), 11:29w; 2. Anderson (CSN), 11:30; 3. Calhoun (AS), 11:54; 4. Howard (CSN), 11:83. 5. Young (CSN), 11:84. 200—1. Cobbs (AS), 23:59w; 2. Boyer (CSN), 23:68; 3. Anderson (CSN), 24:28; 4. McKinley (CSN), 24:68. 400—1. Briscoe (CSN), 55.49; 2. Acker (AS), 56.21. 1,500—1. Romesser (CSN), 4:37.9; 2. Keyes (CSN), 4:38.9. 3,000—1. Keyes (CSN), 9:54.8; 2. Mintie (AS), 9:56.7. 1000H—1. Calhoun (AS), 13:53w; 2. Anderson (CSN), 13:55; 3. Costello (CSN), 14:63. 400 RELAY—1. Arizona St., 45.44; 2. Cal St. Northridge, 45:82. 1,400 RELAY—Arizona St., 3:50.8. HJ—Spencer (CSN), 6-0 1/4. LJ—1. Anderson (CSN), 20-8 1/4; 2. Taylor (CSN), 19-2 3/4; 3. Carson (AS), 19-2 1/2. SP—1. Jenkins (CSN), 47-10; 2. Pedro (AS), 47-4. DT—1. Pedro (AS), 161-1; 2. Carl (AS), 146-6; 3. Pyle (CSN), 145-8; 4. Stampff (CSN), 145-8. JT—Wilkinson (AS), 160-6.



High jump — 1. LaRusch, Moga, 6-10. 2. Gibbs, S.J., 6-8. 3. Moga, S.J., and Zarders, L.B., 6-4.

400 — 1. Chepkwony, S.J., 47.5. 2. Thompson, L.B., 48.2. 3. Duncan, L.B., 49.5.

800 — 1. Nahirny, S.J., 1:55.1. 2. Rochester, L.B., 1:55.2. 3. Chavez, S.J., 1:55.5.

100 — 1. Thomas, S.J., 10.3. 2. Cole, S.J., 10.3. 3. Kirtman, S.J., 10.3. 200 — 1. Kirtman, S.J., 21.2. 2. Herbert, L.B., 21.5. 3. Williams, S.J., 21.6.

400 IM hurdles — 1. Finley, S.J., 53.7. 2. Bearden, S.J., 55.2. 3. Lindsev, L.B., 57.0.

Discus — 1. D. Fuller, L.B., 181-1. 2. Sutherland, S.J., 178-6. 3. McSevere, L.B., 176-4.

Two-mile — 1. Gruber, S.J., 9:18.4. 2. Davis, L.B., 9:33.4. 3. Lanker, S.J., 9:50.4.

Pole vault — 1. Woepse, S.J., 16-2. 2. Wilson, L.B., 16-2. No third. Triple jump — 1. White, S.J., 50-4 1/4. 2. Roberts, S.J., 49-5. 3. Johnson, L.B., 47-10 3/4.

1600 relay — 1. Long Beach (Thompson, Wingard, Duncan, Adkins) 3:24.9. No second.

400 meters — Thompson, FSU, 49.11; Paul Maurer, UCSB, 49.49; Tom Lingel, FSU, 49.52.

110-meter hurdles — Easter, FSU, 14.71; Irving, UCSB, 14.74; Peter Allen, UCSB, 14.90.

1500 meters — Foley, FSU, 3:49.59; Jim Tilford, FSU, 3:56.05; Greg Valdez, FSU, 3:56.99.

3000-meter steeplechase — Jim Triplett, UCSB, 9:11.06; George Aguirre, FSU, 9:21.17; Elmer McPhail, FSU, 9:38.77.

Long jump — Richardson, FSU, 23-2 1/2; Starmmer, UCSB, 23-2 1/2; Dave Dunlap, UCSB, 22-5 1/2.

Pole vault — Pierce, FSU, 15-0; Tom Byron, FSU, 15-0; Bill Dougher, UCSB, 14-6.

Javelin — Dennis Morley, FSU, 217-11; Tom Giles, UCSB, 206-4; Gary Raymond, FSU, 202-5.

Hammer — Mark Tinsley, FSU, 173-10; Ron Fritzmeier, FSU, 172-5; Morley, FSU, 136-0.

400-meter relay — FSU (Thompson, Wyatt Henderson, Richardson, Danny Wynn) 41.71; UCSB (Irving, Allen, Starmmer, Bill Ryan) 42.13.

Shot put — Roy Schablaske, FSU, 53-11 1/2; West Hickenbotham, UCSB, 51-5; Endler, FSU, 50-11.

High jump — Ward, FSU, 7-0. tie school record; David Henderson, FSU, 6-8; tie, Dan McNamara, FSU, and Rob Ridgway, UCSB, 6-6.

400-meter hurdles — Starmmer, UCSB, 53.36; Irving, UCSB, 53.81; Easter, FSU, 54.23.

100 meters — Starmmer, UCSB, 10.77 (wind aided); Henderson, FSU, 10.85; Wynn, FSU, 11.03.

800 meters — Rob Brenner, FSU, 1:54.28; Mark Elwell, UCSB, 1:55.89; Doug Owyang, UCSB, 1:57.49.

200 meters — Richardson, FSU, 22.39; Wynn, FSU, 22.49; Lingel, FSU, 22.51.

March 31. Fresno. Cal State Fresno (112 1/2) / UC Santa Barbara (50 1/2):

1600-meter relay — UCSB (Mitch Gordien, Alen, Starmer, Irving) 3:20.47; FSU (Brenner, Keith Anderson, Easter, Doug Lowe) 3:24.19.

Discus — Endler, FSU, 179-9; Gordien, UCSB, 154-0; Tinsley, FSU, 153-8.

5000 meters — Dave Coulman, FSU, 14:43.85; David Haake, FSU, 14:51.38; Ernie Reith, UCSB, 14:52.15.

Triple jump — David Zizzo, FSU, 47-7; Bebe Salazar, FSU, 47-3 $\frac{1}{2}$; Andy Kratter, UCSB, 45-11.

Fresno State 112 $\frac{1}{2}$; Santa Barbara 50 $\frac{1}{2}$.

April 6. Eisenhower Invitational

HIGH SCHOOL EISENHOWER INVITATIONAL BOYS

100 METERS—1. Baggs (Western, Las Vegas), 10.7; 2. Jones (Inglewood), 10.7; 3. Thomas (Dorsey), 10.8; 4. Banks (Morse, San Diego), 10.9. 200—1. Thomas (Dorsey), 21.8; 2. Jones (Inglewood), 21.9; 3. James (Chatsworth), 22.5. 400—1. Banks (Morse, SD), 48.84; 2. Turner (Centennial), 49.56; 3. Pennington (West Torrance), 50.02; 4. Bowles (Washington), 50.13; 5. Cook (San Bernardino), 50.93. 800—1. Porter (Western, Las Vegas), 1:55.7; 2. Boncher (Valhalla, El Cajon), 1:58.1; 3. Hollinger (Chaffey), 1:58.5. 1,500—1. Mizera (West Torrance), 4:04.6; 2. DeMoss (San Geronio), 4:05.8; 3. Emdee (Narbonne), 4:07.5; 4. Hibling (Valhalla, EC), 4:08.5; 5. Chi-sam (Arcadia), 4:09.4. INV. 1,500—1. Cangelosi (Villa Park), 3:51.1; 2. Kaestner (Shoreline, Seattle), 3:54.6; 3. Medvin (LA University), 3:54.7; 4. B. Shirley (Notre Dame, SO), 3:57.4; 5. Taton (Woodbury, N.J.), 3:58.5; 6. P. Shirley (Notre Dame, SO), 3:59.0. 3,000—1. Read (Mission San José, Fremont), 8:45.5; 2. Fisher (Villa Park), 8:53.7; 3. Scott (Foothill), 8:55.2; 4. Pederson (West Torrance), 8:58.5; 5. Pexton (El Dorado), 8:59.1. INV. 3,000—1. C. Assumma (Eisenhower), 8:18.4 (third best performer all-time); 2. Hess (South Eugene, Ore.), 8:27.6; 3. Strangio (Mission San José, Fremont), 8:36.4; 4. Perez (San Geronio), 8:38.8; 5. Barnett (Weatherwax, Aberdeen, Wash.), 8:42.6. 110HH—1. Fisk (Dorsey), 14.79; 2. Carter (Locke), 14.86; 3. James (Eisenhower), 14.88; 4. Ducree (Inglewood), 15.18; 5. Goodin (Morse, SD), 15.19. 300LH—1. Goodin (Morse, SD), 38.22; 2. Newell (Chatsworth), 38.91; 3. Herkimer (El Modena), 39.09; 4. Cook (San Bernardino), 39.26; 5. Johnson (San Bernardino), 39.46. 400 RELAY—1. Locke, 42.5; 2. Centennial, 43.0; 3. Morse (SD), 43.0; 4. Dorsey, 43.1; 5. Chatsworth, 43.3. 1,600 RELAY—1. Locke, 3:16.0 (Mack, 47.5); 2. Dorsey, 3:20.3; 3. Centennial, 3:22.1; 4. Chatsworth, 3:22.9; 5. Morse (SD), 3:24.3. 3,200 RELAY—Valhalla (El Cajon), 8:02.6; 2. Eisenhower, 8:07.8. DISTANCE MEDLEY—1. Chatsworth, 10:41.7; 2. Buena Park, 10:45.3; 3. Loara, 10:57.9.

HIGH JUMP—1. Turner (Eisenhower), 6-4; 2. Stanton (Inglewood), 6-4; 3. Edgley (El Dorado), 6-4. POLE VAULT—1. Bower (El Modena), 13-0; 2. Howard (Western, LV), 12-6; 3. Veronna (Villa Park), 11-8.

100METER—1. Jones (West LA), 10.79; 2. Flowers (Canyons), 10.88; 3. Trapp (Alameda), 10.91. 200—1. Goldston (Mt. San Antonio), 21.2; 2. Johnson (Long Beach), 21.6. 1,500—1. Cornell (Long Beach), 3:53.3; 2. Gardner (San Jose), 3:54.7; 3. Hislop (Bakerfield), 3:55.9; 4. Porter (Canyons), 3:56.4; 5. Tunnell (Palomar), 3:58.3; 6. Macklin (De Anza), 3:58.6. 5,000—1. Eller (Glendale), 14:45.0; 2. Rose (Grossmont), 14:45.8; 3. Maxwell (American River), 14:47.8; 4. Parks (Valley), 14:52.0; 5. Doble (Cypress), 14:52.0; 6. Schallert (Palomar), 14:52.2. 10,000—1. Gomez (Fullerton), 31:15.4; 2. Will (American River), 31:20.4; 3. Nelson (Desert), 31:40.0; 4. Otis (Cosumnes River), 31:50.4. 110HH—1. Carmichael (San Jose), 14.26; 2. Robinson (Long Beach), 14.28; 3. Love (Pierce), 14.50; 4. LaClair (Grossmont), 5. Kennedy (San Jose), 14.50; 6. Potter (Contra Costa), 14.55. 400IH—1. Phillips (San Jose), 51.1; 2. Jackson (Cosumnes River), 52.9; 3. Richardson (Pasadena), 53.1; 4. Jones (El Camino), 53.1; 5. Amezcua (Cerritos), 53.2; 6. Hogan (Orange Coast), 53.7. 3,000 STEEPLCHASE—1. Lewis (Glendale), 9:00.8; 2. Rios (Long Beach), 9:14.4; 3. Lusitana (Grossmont), 9:27.1. 400 RELAY—1. San Jose, 40.63; 2. Long Beach, 40.64; 3. Mt. San Antonio, 41.41; 4. Cosumnes River, 41.81; 5. Alameda, 41.82; 6. Chabot, 42.10. 800 RELAY—1. Mt. San Antonio, 1:25.2; LACC, 1:27.1; 3. Alameda, 1:27.3; 4. West LA, 1:27.3; 5. Cosumnes River, 1:27.3; 6. Chabot, 1:27.7. MILE RELAY—1. Long Beach, 3:10.5; 2. Mt. San Antonio, 3:11.4; 3. Pasadena, 3:14.3; 4. LACC, 3:16.4; 5. Cosumnes River, 3:16.5; 6. El Camino, 3:16.5. TWO MILE RELAY—1. Long Beach, 7:37.0; 2. Chabot, 7:37.2; 3. Bakerfield, 7:39.2; 4. Santa Monica, 7:43.0; 5. Glendale, 7:43.5; 6. Pasadena, 7:46.0. FOUR MILE RELAY—1. Glendale, 17:23.7; 2. Long Beach, 17:28.5; 3. SD Mesa, 17:35.5; 4. Santa Monica, 17:47.7. SPRINT MEDLEY—1. Canyons, 3:32.2; 2. San Jose, 3:33.2; 3. LACC, 3:33.7. DISTANCE MEDLEY—1. Chabot, 10:11.6; 2. Bakerfield, 10:13.6; 3. Moorpark, 10:16.3; 4. LACC, 10:18.8; 5. Fullerton, 10:22.7. 480 SHUTTLE HIGH HURDLES—1. Pasadena, 59.0 (national record, old mark, 59.2, Fullerton, 1972); 2. Cosumnes River, 60.5; 3. Long Beach, 60.5; 4. LACC, 60.9. HIGH JUMP—1. Nordquist (Fullerton), 7-2 $\frac{1}{4}$; 2. Coy (Saddleback), 6-8 $\frac{1}{4}$; 3. Sears (Cerritos), 6-8 $\frac{1}{4}$; 4. Lee (Moorpark), 6-8 $\frac{1}{4}$; 5. Sanders (Long Beach), 6-8 $\frac{1}{4}$. POLE VAULT—1. Johnson (El Camino), 16-3; 2. McAlexander (De Anza), 15-9; 3. Thayer (Grossmont), 15-9; 4. Newton (Grossmont), 15-9; 5. Baneu (San Jose), 15-3; 6. Kenworthy (Grossmont), 15-3. LONG JUMP—1. Robinson (Long Beach), 24-3 $\frac{1}{2}$; 2. Bates (Alameda), 24-2; 3. Williams (Long Beach), 23-5; 4. Zawinul (Pasadena), 23-3. TRIPLE JUMP—1. Alston (Fresno), 49-2 $\frac{1}{4}$; 2. Wilford (Southwestern), 48-0; 3. Humphrey (Saddleback), 47-10 $\frac{3}{4}$; 4. Gilbert (Santa Barbara), 47-8 $\frac{1}{4}$; 5. Jones (Pasadena), 47-3; 6. Terry (Grossmont), 47-3. 400—1. Madruga, BAS, 47.71; 2. West, BAS, 47.77; 3. Thompson, LBS, 48.05; 4. Allen, LBS, 48.19; 5. Conaway, LBS, 48.55. Hammer—1. Fuller, LBS, 182-3; 2. Fuller, LBS, 180-6; 3. McCauley, CSUN, 173-5; 4. Tinsley, FSU, 172-0; 5. Semar, CSB, 168-6. Pole Vault—1. Wilson, LBS, 17-1; 2. Pierce, FSU, 15-6; 3. Bault, FSU, 14-6; 4. Kibort, CSUN, 14-6. 400 Hurdles—1. Harris, CS Stanislaus, 53.16; 2. Thompson, FSU, 53.68; 3. Easter, FSU, 53.69; 4. Warkentin, unmat., 53.69; 5. Wycoff, CSUN, 53.90. Long Jump—1. Taylor, LBS, 25-6 $\frac{1}{2}$; 2. Davis, LBS, 24-8 $\frac{1}{2}$; 3. Johnson, LBS, 24-2 $\frac{1}{2}$; 4. Ward, CSUN, 23-9 $\frac{1}{2}$; 5. Taplac, FPTC, 23-1 $\frac{1}{2}$. 800—1. Woods, CSS, 1:52.29; 2. Rochester, LBS, 1:52.83; 3. Wingard, LBS, 1:53.06; 4. Maher, FPTC, 1:53.29; 5. Brenner, FSU, 1:54.0. Shot Put—1. Staub, CSUN, 58-7 $\frac{1}{2}$; 2. Fuller, LBS, 54-3 $\frac{3}{8}$; 3. Williams, FPTC, 52-7 $\frac{1}{2}$; 4. Schablaske, FSU, 52-6 $\frac{1}{2}$; 5. Traugber, CSUN, 51-9. Javelin—1. Carpenter, Athletes in Action, 240-3; 2. Morley, FSU, 225-2; 3. Fink, CSUN, 210-9; 4. Bill Coe, FSU, 194-11; 5. Cauthon, CSS, 192-7. High Jump—1. Horn, FPTC, 7-0 $\frac{1}{2}$; 2. Henderson, FSU, 7-0 $\frac{1}{2}$; 3. Ward, FSU, 6-10 $\frac{1}{4}$; 4. LaRusch, LBS, 6-8; 5. Coleman, CSUN, 6-8. Discus—1. Fuller, LBS, 179-1; 2. Endler, FSU, 177-6; 3. Fuller, LBS, 176-6; 4. McSeverny, LBS, 175-11; 5. Turton, FPTC, 170-10. Triple Jump—1. Taylor, LBS, 51-5 $\frac{1}{2}$; 2. Davis, LBS, 50-4 $\frac{3}{8}$; 3. Zizzo, FSU, 48-9; 4. Johnson, LBS, 47-10 $\frac{1}{2}$; 5. Washington, Claremont, 46-5 $\frac{1}{2}$. 110 High Hurdles—1. Cooper, BAS, 13.7; 2. Carley, unmat., 14.1; 3. tie, Easter, FSU, and Durck, All-American TC, 14.6; 5. Warkentin, unmat., 15.0. 100—1. Hampton BAS, 10.48; 2. Payton, BAS, 10.51; 3. Greg James, CSUN, 10.59; 4. Steve Brodi, CSUN, 10.63; 5. Will Stokes, CSS, 10.82. 200—1. Hampton, BAS, 20.5; 2. James, CSUN, 20.9; 3. Brodi, CSUN, 20.9; 4. Newsome, CSB, 21.4; 5. Rose, FPTC, 21.5. 500—1. Britton, Aggie TC, 14:15.00; 2. Breneman, CSUN, 14:17.48; 3. Sutherland, CSUN, 14:21.87; 4. Traba, CSUN, 14:25.50; 5. Packer, CSUN, 14:27.60. 1600 relay—1. BA Striders (Hampton, Payton, Madruga, Cooper) 3:11.75; 2. Long Beach St. 3:11.84; 3. CS Stanislaus 3:12.32; 4. CS Northridge 3:13.64; 5. Fresno State 3:21.03. 3200 relay—1. Fresno State (Tilford, Haake, Brenner, Foley) 7:44.4; 2. Long Beach St. 7:50.9; 3. Fresno Pacific TC 8:05.4; 4. Cal Lutheran 8:10.6.

April 7

WOMEN CALIFORNIA INVITATIONAL AT Berkeley

100—1. Boyer (As), 11.72; 2. Douglas (USC), 11.80; 3. Briscoe (CS North), 11.95; 4. Fleetwood (CSLA), 12:02. 200—1. Y. Rich (CSLA), 23.45; 2. Briscoe (CSN), 23.71; 3. Parker (C), 23.81; 4. Cobbs (AS), 23.97; 5. Douglas (USC), 24.12; 6. Anderson (CSN), 24.21. 400—1. Y. Rich (CSLA), 53.92; 2. Ack-er (AS), 54.86; 3. Cumbers (UCLA), 55.72. 800—1. Romeser (CSN), 2:08.1; 2. Jenkins (LBS), 2:08.2; 3. Ralston (UCLA), 2:09.7; 4. Ward (UCLA), 2:12.8. 1,500—1. M. Keyes (Cal Poly SLO), 4:21.7; 2. A. Trumbley (C), 4:28.9; 3. Meek (C), 4:32.9; 4. Sweeny (UCSB), 4:33.3. 3,000—1. K. Keyes (CSN), 9:27.8; 2. Richter (C), 9:33.0; 3. Sweeny (UCSB), 9:52.0; 4. Broderick (UCLA), 9:52.4. 5,000—1. Oehm (C), 16:26.8; 2. Mintie (AS), 16:31.0; 3. Hielte (C), 16:35.6; 4. Aubuchon (Cal St. Hayward), 17:23.6; 5. Walker (CSN), 17:27.6. 10,000—1. Robertson (CSN), 35:50.6; 2. Metteer (C), 36:05.0; 3. Chin (UCSB), 37:20.8. 100HH—1. Anderson (CSN), 13.91; 2. Calhoun (AS), 14.08; 3. Gordine (UCLA), 14.32; 4. M. Hawthorn (C), 14.50. 200—1. Kelley (Irvine), 25.7; 2. Reynolds (LA), 25.8; 3. Gagnier (Irvine), 25.8; 4. Reynolds (LA), 25.8; 5. Reynolds (LA), 25.8.

CIF BOYS BISHOP AMAT RELAYS AT MT. SAN ANTONIO COLLEGE

100 METERS—1. Brown (Baldwin Park), 10.5; 2. DeRamus (HH Wilson soph), 10.9; 3. Steen (Santa Ana Valley soph), 10.9; 200—1. Brown (Baldwin Park), 21.6; 2. DeRamus (HH Wilson), 22.0; 3. Woolridge (Walnut); 22.6; 4. Lillie (Workman), 22.6; 400—1. Fish (San Marino), 50.1; 2. Lewis (Verbum Dei), 50.3; 3. Edwards (South Hills), 50.4; 4. Cooper (Plus X), 50.6; 5. Valdez (Schurr), 50.7; 800—1. Brown (Damien), 1:56.2; 2. Ebinger (Bishop Amat), 1:56.3; 3. Nevcke (Walnut), 1:56.4; 4. Wells (Santa Ana Valley), 1:56.5; 1,500—1. Reyes (Damien), 3:59.9; 2. Planta (Mater Dei freshman), 4:00.5; 3. Brown, (Damien), 4:00.6; 4. Jensen (Glendale), 4:05.2; 5. Marshall (Mira Costa), 4:06.2; 6. Zalvo (Walnut), 4:08.0. 3,000—1. Cortez (Keppel), 8:42.2; 2. Ebner (Bishop Amat), 8:45.7; 3. Planta (Mater Dei), 8:57.0; 4. Corzon (Mira Costa), 9:01.3; 5. Camacho (Walnut), 9:01.4. 110HH—1. Jones (Monrovia), 14.8; 2. Segal (Mira Costa), 14.7; 3. McDermitt (Plus X), 15.0. 300LH—Segal (Mira Costa), 39.1. 400 RELAY—1. Verbum Dei, 43.3; 2. Santa Ana Valley, 43.5; 3. Notre Dame, 43.6; 4. Plus X, 44.0; 5. Alhambra, 44.2; 6. Walnut, 44.3. 1,600 RELAY—1. Santa Ana Valley, 3:25.7; 2. South Hills, 3:26.5; 3. Verbum Dei, 3:26.7; 4. Walnut, 3:29.2; 5. San Marino, 3:29.4; 6. Workman, 3:30.5. HJ—1. Moritz (HH Wilson), 6-4; 2. Kahan (Lowell), 6-4. PV—1. Tinker (Glendale), 14-0; 2. McClave (Notre Dame), 13-0. LJ—Steen (Santa Ana Valley), 21-4 $\frac{1}{2}$; TJ—1. Kahan (Lowell), 44-1; 2. Miller (HH Wilson), 44-0 $\frac{1}{2}$; 3. Floyd (La Puente), 43-6 $\frac{3}{8}$; 4. Gauthier (Santa Ana Valley), 43-2 $\frac{1}{2}$. SP—1. Brenner (Fullerton), 59-4; 2. Polich (San Marino), 54-9 $\frac{3}{4}$; 3. Cunz (San Marino), 52-4 $\frac{1}{4}$; 4. Baroldi (Servite), 52-4 $\frac{1}{2}$; 5. Franklin (Santa Ana Valley), 52-3. 800 RELAY—1. Verbum Dei, 1:30.5; 2. Notre Dame, 1:30.6; 3. Santa Ana Valley, 1:30.6. GIRLS: 100—Griffin (Walnut), 12.5; 400—1. Miller (Mira Costa), 58.1; 2. Payne (Bassett), 58.6; 3. Griffin (Walnut), 58.7. 1,600 RELAY—Mira Costa, 4:13.2. TEAM SCORES—Santa Ana Valley, 54; HH Wilson, 38; San Marino, 37; Fullerton, 29; Plus X, 25 $\frac{1}{2}$.

HIGH SCHOOL LAGUNA BEACH INVITATIONAL

BOYS: 800—1. Cofa (Coachella Valley), 1:57.8; 2. Barrett (Buena Park), 1:58.0. MILE—1. Perkins (South Pasadena), 4:24.4; 2. Diedrich (Mayfair), 4:26.3. TWO MILE—1. McCormick (San Jacinto), 9:34.2; 2. Cunsert (Los Amigos), no time; 3. Ramirez (Buena Park), 9:40.5. 120HH—1. Alvarado (Coachella Valley), 14.8. 300LH—1. Austin (Perris), 39.2; 2. Alvarado (Coachella Valley), 39.2. 400 RELAY—1. Serra, 44.3; 2. Perris, 44.4. MILE RELAY—1. Perris, 3:28.9; 2. South Pasadena, 3:29.9; 3. Serra, 3:31.4. HJ—1. Steelman (Yucaipa), 6-11; 2. Smythe (Dana Hills), 6-6; 3. Stumfall (Los Amigos), 6-4. PV—1. Harper (Gladstone), 13-6; 2. Gonzales (Coachella Valley), 13-6. TJ—1. Chavarria (Coachella Valley), 44-3; 2. Penn (Perris), 44-2 $\frac{1}{2}$. SP—Kraychir (San Jacinto), 60-2. DT—1. Kraychir (San Jacinto), 172-4; 2. Bruce (Valencia), 168-0; 3. Finger (San Jacinto), 164-7. TEAM SCORES—Perris, 75; Serra, 66; Coachella Valley, 52; San Jacinto, 48. GIRLS: 200—Kelley (Irvine), 25.7; Reynolds (LA), 25.8; 3. Gagnier (Irvine), 25.8; 4. Reynolds (LA), 25.8; 5. Reynolds (LA), 25.8.

1100H—1. Fisk (Dorsey), 14.79; 2. Carter (Locke), 14.86; 3. James (Eisenhower), 14.88; 4. Ducree (Inglewood), 15.18; 5. Goodin (Morse, SD), 15.19.

300LH—1. Goodin (Morse, SD), 38.22; 2. Newell (Chatsworth), 38.91; 3. Herkimer (El Modena), 39.09; 4. Cook (San Bernardino), 39.26; 5. Johnson (San Bernardino), 39.46.

400 RELAY—1. Locke, 42.5; 2. Centennial, 43.0; 3. Morse (SD), 43.0; 4. Dorsey, 43.1; 5. Chatsworth, 43.3.

1,600 RELAY—1. Locke, 3:16.0 (Mack, 47.5); 2. Dorsey, 3:20.3; 3. Centennial, 3:22.1; 4. Chatsworth, 3:22.9; 5. Morse (SD), 3:24.3.

3,200 RELAY—Valhalla (El Cajon), 8:02.6; 2. Eisenhower, 8:07.8.

DISTANCE MEDLEY—1. Chatsworth, 10:41.7; 2. Buena Park, 10:45.3; 3. Loara, 10:57.9.

HIGH JUMP—1. Turner (Eisenhower), 6-4; 2. Stanton (Inglewood), 6-4; 3. Edgley (El Dorado), 6-4.

POLE VAULT—1. Bower (El Modena), 13-0; 2. Howard (Western, LV), 12-6; 3. Verdone (Villa Park, 12-6).

LONG JUMP—1. Robbins (Inglewood), 22-0³/₄; 2. Jimmerson (Morse, SD), 21-8¹/₄; 3. Braly (Foothill), 21-6¹/₄.

TRIPLE JUMP—1. Robbins (Inglewood), 47-9¹/₂; 2. Crockett (Locke), 43-10; 3. Crews (Morse, SD), 43-7; 4. Mitchell (Washington), 43-4¹/₂.

SHOTPUT—1. Vandevoorde (Columbia River, Vancouver, Wash.), 60-10¹/₂; 2. Spillers (Rowland), 60-11¹/₂; 3. Gray (Western, LV), 52-11; 4. Mueller (Rowland), 52-9¹/₂; 5. Johnson (San Geronio), 52.5.

Girls

100—1. Washington (Centennial), 11.8; 2. Winston (San Geronio), 11.8; 3. McDade (Norte Vista), 12.3; 4. Black (LA Jordan), 12.3; 5. Peterson (West Torrance), 12.4.

200—1. S. Howard (San Geronio), 24.42; 2. Washington (Centennial), 24.88; 3. Markham (Dorsey), 25.34; 4. Black (LA Jordan), 25.55; 5. McDade (Norte Vista), 26.33.

400—1. D. Howard (San Geronio), 58.51; 2. Stewart (Locke), 60.28; 3. Jamison (West Torrance), 60.29.

800—1. Romo (North Torrance), 2:19.2; 2. Jaquess (Valhalla, EC), 2:22.1; 3. Ross (West Torrance), 2:22.4; 4. A. Howard (San Geronio), 2:22.7.

1,500—1. McLaughlin (Thousand Oaks), 5:02.1; 2. Eugénias (La Sierra), 5:07.5; 3. Scearce (Loara), 5:07.6; 4. Cosek (Chaffey), 5:08.4.

3,000—1. Lee (Eisenhower), 10:01.6; 2. Flowers (Valhalla), 10:22.0; 3. Strangio (Mission San Jose, Fremont), 10:48.3.

400 RELAY—1. San Geronio, 48.21; 2. Thousand Oaks, 49.7; 3. West Torrance, 49.9; 4. Dorsey, 49.9; 5. LA Jordan, 50.2.

1,600 RELAY—1. San Geronio, 3:57.5; 2. Thousand Oaks, 4:04.6; 3. North Torrance, 4:07.0; 4. West Torrance, 4:07.4; 5. Valhalla (EC), 4:09.2.

3,200 RELAY—1. North Torrance, 9:59.8; 2. West Torrance, 10:03.8; 3. Narbonne, 10:18.9.

DISTANCE MEDLEY—1. Valhalla, 12:42.7; 2. Eisenhower, 12:57.7; 3. North Torrance, 13:06.2; 4. West Torrance, 13:13.0; 5. Narbonne, 13:23.3.

HJ—1. Smith (Locke), 5-2; 2. Bianco (Chaffey), 5-2; 3. L.J.—1. Harmon (Thousand Oaks), 18-4w; 2. Dearman (Eisenhower), 17-0w.

April 7. Fresno. Fresno State Invitational:

400 rel — 1. Bay Area Striders (Payton, Cooper, Hampton, Harris) 39.80. 2. CS Northridge 40.70. 3. FSU 41.40. 4. CS Bakersfield 41.60.

1500 — 1. Foley, FSU, 3:48.83. 2. Wingard, LB St. 3:53.47. 3. Harbig, FPTC, 3:54.82. 4. Messer, CSUN, 3:55.45. 5. Valdez, FSU, 3:56.30.

3000 Steeplechase — 1. Smith, Club North, 9:24.72. 2. Kurtze, FSU, 9:52.33.

Masters 1500 — 1. Chapin, High Sierra TC, 4:15.23. 2. Campbell, FPTC, 4:17.63. 3. Bronzan, HSTC, 4:21.12. 4. Lindsey, FPTC, 4:24.27. 5. Meyer, FPTC, 4:25.80.

1100H—1. Fleetwood (CSLA), 12:02; 2. Y. Rich (CSLA), 23.45; 2. Briscoe (CSN), 23.71; 3. Parker (C), 23.81; 4. Cobbs (AS), 23.97; 5. Douglas (USC), 24.12; 6. Anderson (CSN), 24.21.

400—1. Y. Rich (CSLA), 53.92; 2. Ackery (AS), 54.86; 3. Cumbess (UCLA), 55.72.

800—1. Romesser (CSN), 2:08.1; 2. Jenkins (LBS), 2:08.2; 3. Ralston (UCLA), 2:09.7; 4. Ward (UCLA), 2:12.8.

1,500—1. M. Keyes (Cal Poly SLO), 4:21.7; 2. A. Trumbley (C), 4:28.9; 3. Meek (C), 4:32.9; 4. Sweeny (UCSB), 4:33.3.

3,000—1. K. Keyes (CSN), 9:27.8; 2. Richter (C), 9:33.0; 3. Sweeny (UCSB), 9:52.0; 4. Broderick (UCLA), 9:52.4.

5,000—1. Oehm (C), 16:26.8; 2. Mintie (AS), 16:31.0; 3. Hietle (C), 16:35.6; 4. Aubuchon (Cal St. Hayward), 17:23.6; 5. Walker (CSN), 17:27.6.

10,000—1. Robertson (CSN), 35:50.6; 2. Metfeer (C), 36:05.0; 3. Chin (UCSB), 37:20.8.

100HH—1. Anderson (CSN), 13.91; 2. Calhoun (AS), 14.08; 3. Gordine (UCLA), 14.53; 4. M. Hawthorne (C), 14.57; 5. McGee (LBS), 14.69.

400HH—1. M. Hawthorne (C), 59.85; 2. Waddy (AS), 60.91; 3. Hightower (UCSB), 62.25.

400 RELAY—1. Arizona St., 45.10; 2. Cal St. Northridge, 45.41; 3. USC, 45.82; 4. Cal St. LA, 46.65; 5. California, 47.31.

1,600 RELAY—1. Arizona St., 3:43.5; 2. Cal St. LA, 3:46.5; 3. California, 3:50.1; 4. Cal St. Northridge, 3:50.7; 5. Long Beach St., 3:50.9.

HIGH JUMP—1. Spencer (CSN), 5-10³/₄; 2. Gossweiler (CSN), 5-9; 3. Remmiling (UCLA), 5-7; 4. Haynes (USC), 5-7.

LONG JUMP—1. Anderson (CSN), 21-5w; 2. Walker (LBS), 20-6w; 3. Jones (Nevada Las Vegas), 19-11³/₄w; 4. Crabtree (USC), 19-8¹/₄w; 5. Walker (UCLA), 19-7¹/₂w; 6. Haynes (USC), 19-0³/₄w.

SHOTPUT—1. Dole (CSLA), 49-5³/₄; 2. Jenkins (CSN), 48-2¹/₂; 3. Van Pedro (AS), 46-6¹/₂; 4. Rose (CSLA), 45-3.

DISCUS—1. Van Pedro (AS), 179-0; 2. Cart (AS), 155-0; 3. Banks (C), 147-10; 4. Pyle (CSN), 142-4.

JAVELIN—1. Kathy Sulinski (Cal St. Hayward), 172-0; 2. Dietrich (San Diego St.), 162-2; 3. Camarigg (LBS), 160-7; 4. Wilkinson (AS), 155-7.

TEAM SCORES—Cal St. Northridge, 121; Arizona St., 94; California, 87; Long Beach St., 45; Cal St. Los Angeles, 44; UCLA, 41; USC, 29; UC Santa Barbara, 24.

L.A. CITY ALL COMERS MEET At Birmingham High School BOYS

100—Norris (Fremont), 10.0. 440—Perry (Fremont), 49.9. 800—Savage (Monroe), 1:56.1; Shackelford (Fairfax), 1:57.1h. 300LH—Avery (Poly), 38.4; Henry (Chatsworth), 39.7. HIGH JUMP—Simmons (Syamar), 6-8; Denby (Crenshaw), 6-6; Brown (Cleveland), 6-4. SHOTPUT—Cain (Jordan), 53-2¹/₄.

GIRLS

100—Thompson (Kennedy), 11.4. 220 —Thompson (Kennedy), 26.3; Mariano (Monroe), 26.4; Harper (Fremont), 26.4. 440—Harper (Fremont), 59.9. 800 —Torres (El Camino Real), 2:23.8. HIGH JUMP—Hughes (Syamar), 5-2. LONG JUMP—Harper (Fremont), 17-11¹/₂; Mayes (Kennedy), 17-3¹/₄.

OUTSTANDING ATHLETES

BOYS—Darryl Taylor (Pallades). SOPHOMORE—Leonard Sanders (Fremont). GIRLS—Joanne Harper (Fremont).

1100H—1. E. Barron (Buena Park), 15.80; 2. Perkins (South Pasadena), 4:24.4; 2. Diedrich (Mayfair), 4:26.3. TWO MILE—1. McCormick (San Jacinto), 9:24.2; 2. Cunert (Los Amigos), no time; 3. Ramirez (Buena Park), 9:40.5. 120HH—1. Alvarado (Coachella Valley), 14.8. 300LH—1. Austin (Perris), 39.2; 2. Alvarado (Coachella Valley), 39.2. 440 RELAY—1. Serra, 44.3; 2. Ferris, 44.4. MILE RELAY—1. Ferris, 3:28.9; 2. South Pasadena, 3:29.9; 3. Serra, 3:31.4.

HJ—1. Steelman (Yucaipa), 6-11; 2. Smythe (Dana Hills), 6-6; 3. Stumfall (Los Amigos), 6-4. PV—1. Harper (Gladstone), 13-6; 2. Gonzales (Coachella Valley), 13-6. TJ—1. Chavarría (Coachella Valley), 44-3; 2. Penn (Perris), 44-2¹/₂. SP—Kraychir (San Jacinto), 60-2. DT—1. Kraychir (San Jacinto), 172-4; 2. Bruce (Valencia), 168-0; 3. Finger (San Jacinto), 164-7.

TEAM SCORES—Perris, 75; Serra, 66; Coachella Valley, 52; San Jacinto, 48.

GIRLS: 200—Kelley (Irvine), 25.7. 800—Pacha (Valencia), 2:18.4. TWO MILE—Fero (Irvine), 11:42.4. 110LH—Harman (Santa Ana Valley), 15.2. 440 RELAY—Santa Ana Valley, 49.9. MILE RELAY—Capistrano Valley, 4:09.4. HJ—Young (Tustin), 5-4. LJ—Kelley (Irvine), 17-10¹/₂. SP—Cvitanich (San Jacinto), 38-0.

TEAM SCORES—Santa Ana Valley, 77; Tustin, 61; Irvine, 60.

COLLEGE

Men

San Diego St. (74), Cal Poly SLO (57) at UC Irvine (61)

Cal Poly SLO (79) at UC Irvine (84)

100—1. King (UCI), 10.2; 2. Russell (SDS), 10.3; 3. Kent (SLO), 10.4; 4. Kidd (UCI), 10.6. 200—1. King (UCI), 20.7; 2. Russell (SDS), 21.0; 3. Newell (SDS), 21.0; 4. Kent (SLO), 21.4. 400—1. Daniels (SDS), 46.8; 2. Blaylock (SDS), 47.4; 3. Chambers (UCI), 47.5; 4. Harvey (SLO), 48.0. 800—1. Aldridge (SLO), 1:51.2; 2. Frazier (UCI), 1:52.0; 3. Fink (UCI), 1:52.1. 1,500—1. Aldridge (SLO), 3:47.5; 2. Schankel (SLO), 3:47.8; 3. Bahara (SDS), 3:51.3; 4. Fabris (SLO), 3:53.3; 5. Schriver (UCI), 3:54.2. 5,000—1. Schankel (SLO), 14:16.3; 2. Serna (UCI), 14:19.2. 110HH—1. Beach (UCI), 14.1; 2. Armour (SDS), 14.2; 3. Chandler (SDS), 14.3; 4. Gregory (UCI), 14.3. 400HH—1. Williams (SLO), 50.7; 2. Sheffield (SDS), 51.2; 3. Wells (UCI), 53.1. 3,000 STEEPLCHASE—1. Daniels (UCI), 8:39.0; 2. St. John (SDS), 8:45.7; 3. Small (SLO), 9:02.6.

400 RELAY—1. San Diego St., 40.2; 2. Cal Poly SLO, 40.4; 3. UC Irvine, 40.6. MILE RELAY—1. San Diego St., 3:10.8; 2. Cal Poly SLO, 3:11.1; 3. UC Irvine, 3:12.9. PV—I. Halverson (SDS), 17-3; 2. MacDonald (CPULO), 16-8; 3. Thilken (UCI), 16-4; 4. Reyes (CPULO), 16-0; 5. Searle (SDS), 16-0. LJ—Armour (SDS), 24-9³/₄. TJ—1. Armour (SDS), 50-11; 2. Frazier (CPULO), 49-3. SP—1. Faul (CPULO), 56-5¹/₂; 2. Leftow (UCI), 55-7¹/₂; 3. Toma (SDS), 54-11¹/₂. DT—1. Leftow (UCI), 175-10; 2. Slaney (SDS), 170-6; 3. Albritton (CPULO), 165-9. HT—1. Schrader (UCI), 189-4; 2. Brunner (CPULO), 177-10; 3. O'Toole (UCI), 160-3. JT—Eilenberg (UCI), 210-11.



DAVE BABIRACKI wins SPA 25 Kilo

RECORD BOARD

STANFORD TRACK AND FIELD RECORDS

100-Yard Dash	9.3	Larry Questad, 1963 & 1965
220-Yard Dash	20.6	Larry Questad, 1963
440-Yard Dash	46.4	Ben Eastman, 1932
880-Yard Run	1:47.3	Ernie Cunliffe, 1960
Mile Run	3:59.6	Duncan McDonald, 1970
2-Mile Run	8:37.8	Don Kardong, 1971
3-Mile Run	13:20.8	Don Kardong, 1971
6-Mile Run	28:00.6	Don Kardong, 1971
Marathon	2:14:58.0	Tony Sandoval, 1976
120-Yard High Hurdles	13.7	Rick Tipton, 1971
220-Yard Low Hurdles	23.2	Sam Klopstock, 1934 Jack Weiershauser, 1937
440-Yard IM Hurdles	50.7	Randy White, 1971
440-Yard Relay	39.7	Eric Frische, Dale Rubin, Bob McIntyre, Larry Questad, 1965
880-Yard Relay	1:23.7	Marvin Holmes, James Lofton, Gordon Banks, Alan Sheats, 1977
Mile Relay	3:08.5	Alan Sheats, Tom Shellworth, Gordon Banks, James Lofton, 1977
2-Mile Relay	7:23.5	Bob Miltz, Bill Pratt, Harlan



Valley of the Flowers

MARATHON

and HALF MARATHON

JUNE 17, 1979

7:30 am Marathon

8:00 am Half Marathon

For complete details and entry form write:

Valley of the Flowers Marathon
105 South "C" Street
Lompoc, California 93436

Must enclose self-addressed, stamped envelope



The Only Publication Devoted
to California Track

CALIFORNIA
TRACK NEWS

6-Mile Run	28:00.6	Don Kardong, 1971
Marathon	2:14:58.0	Tony Sandoval, 1976
120-Yard High Hurdles	13.7	Rick Tipton, 1971
220-Yard Low Hurdles	23.2	Sam Klopstock, 1934 Jack Weiershauser, 1937
440-Yard IM Hurdles	50.7	Randy White, 1971
440-Yard Relay	39.7	Eric Frische, Dale Rubin, Bob McIntyre, Larry Questad, 1965
880-Yard Relay	1:23.7	Marvin Holmes, James Lofton, Gordon Banks, Alan Sheats, 1977
Mile Relay	3:08.5	Alan Sheats, Tom Shellworth, Gordon Banks, James Lofton, 1977
2-Mile Relay	7:23.5	Bob Miltz, Bill Pratt, Harlan Andrews, Harry McCalla, 1964
Sprint Medley Relay	3:21.9	Don Chesarek (440), Chuck Cobb (220), Dean Smith (220), Ernie Cunliffe (880), 1958
Distance Medley Relay	9:40.6	Bob Bease (440), Rich Klier (880), Norm Lloyd (1320), Ernie Cunliffe (Mile), 1960
4-Mile Relay	16:43.4	Bob Miltz, Bill Pratt, Harlan Andrews, Harry McCalla, 1963
100-Meter Dash	10.2	Larry Questad, 1964
200-Meter Dash	20.5	Larry Questad, 1963, James Lofton, 1978
400-Meter Run	46.08	Alan Sheats, 1977
800-Meter Run	1:46.6	Ernie Cunliffe, 1960
1500-Meter Run	3:42.1	Ernie Cunliffe, 1960
5000-Meter Run	13:53:2	Anthony Sandoval, 1976
10,000-Meter Run	28:55.6	Anthony Sandoval, 1976
Cross Country 10,000-Meter Run	31:15.1	Roy Kissin
110-Meter High Hurdles	13.7	John Foster, 1976
400-Meter IM Hurdles	50.4	Randy White, 1971
3000-Meter Steeplechase	8:58.4	Jack Bellah, 1976
400-Meter Relay	39.7	Nelson, Sheats, Banks, Lofton, 1978
1600-Meter Relay	3:06.6	McCarthy, Sheats, Banks, Lofton, 1978
Shot Put	70-6½	Terry Albritton, 1977
Discus	193-2	Dave Weill, 1963
Hammer Throw	174-2	Dave Thomson, 1978
Pole Vault	16-11½	Jim Eshelman, 1967
Javelin	265-8	Tom Colby, 1969
Long Jump	26-11½	James Lofton, 1978
High Jump	7-3	Peter Boyce, 1968
Triple Jump	52-3	Allen Meredith, 1970
Decathlon	7,887	Bob Mathias, 1952
Pentathlon	3,140	Kenny Kring, 1973



CALIFORNIA TRACK NEWS

Now in
it's fourth big
year, California Track
News has increased production
from six issues to ten issues per year!
This change will enable us to provide you
with more news more promptly, especially
important during the peak season.

Past issues of California Track News
included statewide schedules, rankings,
profiles, features, all time lists, pictures of
California track action and major meet
results.

Keep up with all of the action in the
hottest track state in the United
States by ordering your
subscription
now.

- ** OPEN
- ** COLLEGE
- ** WOMEN
- ** PICTURES
- ** RESULTS
- ** PROFILES
- ** RANKINGS
- ** SCHEDULES
- ** JUNIOR COLLEGE
- ** HIGH SCHOOL
- ** MASTERS
- ** GIRLS

WHY MISS ANOTHER EXCITING ISSUE...?

NEW

RENEWAL

\$7.00 - 1 year/10 issues

\$12.00 - 2 years/20 issues

\$16.00 - 3 years/30 issues

Please begin my subscription to California Track News immediately.
I have enclosed a check or money order for the amount indicated above.

Name _____

Address _____

Send to: CALIFORNIA TRACK NEWS
P.O. Box 6103
Fresno, CA 93703

City _____

State _____

Zip Code _____



Cascade Run Off

june 24,
1979 10:00 A.M.

PORTLAND'S 15 KILOMETER ROAD RACE

- Second annual 9.3 mile race through Portland's scenic waterfront, Old Town, Park Blocks, and lower West Hills.
- Internationally competitive field of runners.

1979 ... Marty ... set new world's

■ Second annual 9.3 mile race through Portland's scenic waterfront, Old Town, Park Blocks, and lower West Hills.

■ Internationally competitive field of runners.

■ 1978 winners: Marty Cooksey — set new world's 15-k record for women.

Gary Bjorklund — U.S.'s 2nd fastest 1978 15-k time.

■ Full weekend of race activities.

■ Two trips to international race of their choice to top male and female finishers, T-shirts to all finishers.

FOR REGISTRATION INFORMATION WRITE TO:

CASCADE RUN OFF

3500 FIRST NATIONAL BANK TOWER
PORTLAND, OREGON 97201