


AUGUST 1992

CALIFORNIA

Track News



**U.S. OLYMPIC TRIALS...
CALIFORNIA SWEEP IN THE
400 METERS**

Track & Field ■ Cross Country

Eighteenth Year

92/09

Walt Lange
4920 Oak Leaf Avenue
Carmichael, CA 95608

BULK RATE
U.S. POSTAGE
PAID
Fresno, CA 93706
Permit No. 629

CALIFORNIA Track News

Bill Cockerham
Editor & Publisher

Judy Cockerham
Production/Advertising Manager

Elaine Fraley
Production Assistant

Keith Conning
High School Editor

Doug Speck
Southern California
High School Editor

Dennis McClanahan
California Coaches Alliance

Bob Womack
High School All-Time Lists

Bill Minarik
SoCal Diary

Jim Hunt
Technique & Training

PHOTOGRAPHERS: Keith Conning, Burt Davis, Phillip Erbody, Rich Gardner, Don Gosney, Ken Isaak, Kirby Lee, Bill Leung Jr., Dan McNamara and Doug Speck.

California Track News is published 11 times per year -- one issue per month, except December which is combined with November. Each issue is mailed about the first of the month.

California Track News has an average circulation of 2,000 copies, consisting of paid subscriptions, store sales, and promotional copies.

California Track News is mailed third class bulk rate and is not forwardable. When you move, please let us know at least 4 weeks in advance.

MAILING RATES: 1 year (11 issues) -- \$20.00, 2 years (22 issues) -- \$35.00, 3 years (33 issues) -- \$46.00. Add \$10 per year for U.S. First Class; \$12 per year for Canada and Mexico; \$22 per year for foreign airmail.

ADVERTISERS: Closing date the first of the month previous to cover date. Send for current rate card. Special discounted rates for meet / race / clinic ads.

4957 E. Heaton Avenue
Fresno, CA 93727
(209) 255-4904 Office & FAX



TABLE OF CONTENTS

AUGUST 1992

Schedule.....	4	Prep Notes.....	18
Mailbag.....	5	Golden West.....	26
1992 California High School Best Marks List.....	6	National Scholastic..	27
U.S. Olympic Trials.....	10	Keebler.....	29
		TAC/USA.....	29
		U.S. High School List.....	32
		Results.....	37

FROM THE EDITOR

Maybe Vince was Wrong

One of the benefits of having been a coach for 20 years is the many life-long friendships created. Each time a former athlete returns for a visit to their alma mater, they stop by to see how the ol' coach is doing. It's fun to get caught up on happenings and relive the old stories; which, mysteriously, seem to get bigger and better each time they are told.

It is especially gratifying when former team members say they are still running. It may be somewhat egotistical, but I like to think that for some, at least, I may have been a positive influence in shaping their lives. Coaches were very instrumental in molding my life.

One might be tempted to jump to the conclusion that those athletes who ran the fastest, received the biggest scholarships and earned the most awards would be the ones who got the most out of the sport and would naturally be the most appreciative. WRONG! It's not that the best runners always miss the real values of running and aren't appreciative.

Two days ago Jim Hartig and his wife Betty stopped by with a pizza for an afternoon visit. Jim was an All-American in the mid-70's. His 5 & 10K school records still stand. He continues to run everyday and is still a top competitor at local road races.

I'm talking about the back-of-the-pack

runners. Those who didn't earn any trophies or records. What can they get out of it?

Earlier this summer two former runners stopped by to see the ol' coach. These were two young women who had never run before I talked them into coming out for cross country. We needed two more to make a complete team of seven. At first, they couldn't even run 5,000 meters. They traded off between finishing last or next-to-last. But, amazingly, each woman told me that being on the cross country team was the most meaningful part of her college experience. They were very appreciative of the opportunity to participate and were still interested in continuing their running and racing.

Maybe Vince Lombardi was wrong. Maybe winning isn't everything. Maybe participation is.

Let's go for a run.

Bill

ON THE COVER: We're excited!! Californians came through in a big way at the U.S. Olympic Trials. The 400 Meters was highlighted by a California sweep -- (left to right) **QUINCY WATTS**, **DANNY EVERETT** and **STEVE LEWIS**. See Trials story and results beginning on page 10 to check the success of other Californians.
(Watts photo by Kirby Lee. Lewis and Everett by Fine Flicks by Don Gosney.)

California

Track News

California's Source ...
Track & Field ■ Cross Country

Now in its eighteenth year, **California Track News** is devoted exclusively to California track, field and cross country coverage. **California Track News** is a vital and important source of information -- high school, college, open, masters.

✓ RESULTS ✓ SCHEDULE ✓ PHOTOS
✓ RANKINGS ✓ INTERVIEWS ✓ SPECIAL FEATURES

-----Subscribe Today!-----

YES! I'd like to receive **CALIFORNIA TRACK NEWS** in the mail. Please start sending **CTN** to me at the address indicated below. My check/money order (to cover postage and handling) is enclosed.

Name _____

Address _____

City/State/Zip _____

- \$20.00 1 year/11 issues
 \$35.00 2 years/22 issues
 \$46.00 3 years/33 issues

Send to: **CTN**
4957 E. Heaton Avenue
Fresno, CA 93727

SCHEDULE

Please send cross country and track information to CTN, 4957 E. Heaton Ave., Fresno, CA 93727.

The schedule is subject to change, so please verify dates, locations, times, etc., prior travelling to an event. It is a good idea to always include a self-addressed, stamped envelope when requesting information or entry forms.

High School

Track & Field

September 16-20 (Wed.-Sun.): Seoul, South Korea: IAAF World Junior Track & Field Championships. TAC/USA, P.O. Box 120, Indianapolis, IN 46206. (317) 261-0500.

Cross Country

September 18 (Fri.): Fresno, CA: Clovis Independent Cross Country Invitational. Elementary and Junior High. (High School on Sept. 19). Contact Steve Ward, Clovis High School (209) 299-7211.

September 19 (Sat.): Fresno, CA: Clovis Independent Cross Country Invitational. High School Division. Contact Steve Ward, Clovis High School (209) 299-7211.

November 28 (Sat.): Fresno, CA: CIF/Reebok X-C State Meet. Woodward Park.

November 28 (Sat.) Kenosha, WI: TAC Junior & Senior Women and Men's National Cross Country Meet. UW-Parkside National Cross Country Course. Dr. Wayne E. Dannehl, UW-Parkside Athletics, Box 2000, 900 Wood Rd., Kenosha, WI 53141-2000. (414) 595-2245.

December 5 (Sat.): Fresno, CA: Kinney West Regional. Woodward Park. Qualifier for Kinney Cross Country Championships to be held December 12. 5000 meters. Contact Bill Cockerham, 4957 E. Heaton Ave., Fresno, CA 93727 (209) 456-0535.

December 11-12 (Fri.-Sat.): Mobile, AL: U.S. Junior Olympic Cross Country Championships.

December 12 (Sat.): San Diego, CA: Kinney Cross Country Championships. Balboa Park.

College & Open

Track & Field

September 4 (Fri.): Turin, Italy: Mobil Grand Prix Final. TAC/USA, P.O. Box 120, Indianapolis, IN 46206. (317) 261-0500.

September 16-20 (Wed.-Sun.): Seoul, South Korea: IAAF World Junior Track & Field Championships. TAC/USA, P.O. Box 120, Indianapolis, IN 46206. (317) 261-0500.

September 25-27 (Tues.-Thurs.): Havana, Cuba: TAC/USA, P.O. Box 120, Indianapolis, IN 46206. (317) 261-0500.

Dec 12-13 (Sat-Sun): Long Beach: VISA Long Beach State Winter Decathlon.

Cross Country

September 5 (Sat.): San Francisco: Golden Gate Park X-C #1. 4 miles. 9 a.m. Tim Wason (415) 753-1215 (evening).

September 12 (Sat.): Arcata: Humboldt Invitational. Humboldt State University. Dave Wells (707) 822-4244.

September 12 (Sat.): Woodward Park, Fresno: Fresno Invitational. 10:30 a.m.

September 12 (Sat.): Buena Park: Whittier Invitational, 8:30 a.m.

September 18 (Fri.): San Luis Obispo: Cuesta Invitational, 3:00 p.m.

September 19 (Sat.): San Diego: Aztec Invitational, 8:30 a.m.

September 26 (Sat.): Woodward Park, Fresno: FPC Invitational. Bill Cockerham (209) 453-2294.

September 26 (Sat.): Davis: UC-Davis

Aggie Invitational (PA/TAC Grand Prix/open division). Sue Williams (916) 752-1942.

September 26 (Sat.): San Francisco: Golden Gate Park X-C #2. 4 miles. 9 a.m. (PA/TAC Grand Prix/ masters division). Tim Wason (415) 753-1215 (evening).

October 3 (Sat.): Palo Alto: Stanford Invitational, TBA.

October 3 (Sat.): San Francisco: Lou Vasquez Invitational, 10:00 a.m.

October 10 (Sat.): Oakland: Mills College Invitational. 5 Mile. Patti Gray (510) 430-3282 (days).

October 10 (Sat.): San Mateo: College of San Mateo Invitational, 11:00 a.m.

October 17 (Sat.): San Luis Obispo: Cal Poly Invitational.

October 17 (Sat.): Santa Barbara: Santa Barbara CC Invitational, 11:00 a.m.

October 24 (Sat.): San Francisco: Golden Gate Park X-C #3. 4 miles. 9 a.m. Tim Wason (415) 753-1215 (evening).

November 7 (Sat.): San Mateo: Nor-Cal Invitational, 11:00 a.m.

November 7 (Sat.): PA/TAC Cross Country Championships. Tim Wason (415) 753-1215 (evenings).

November 13 (Fri.): Fresno: CVC Championships, 3:00 p.m.

November 21 (Sat.): Fresno: J.C. State Championships, 10:00 a.m.

November 23 (Mon.) Indiana Univ., Bloomington, In.: NCAA I Cross Country Championships. Sam Bell, Track Coach, Indiana Univ., Assembly Hall, Bloomington, IN 47405. (812) 855-8583.

November 28 (Sat.) Kenosha, WI: TAC Junior & Senior Women and Men's National Cross Country Meet. UW-Parkside National Cross Country Course. Dr. Wayne E. Dannehl, UW-Parkside Athletics, Box 2000, 900 Wood Rd., Kenosha, WI 53141-2000. (414) 595-2245.

SCHEDULE

Masters

Track & Field

August 13-16 (Thurs.-Fri.-Sat.-Sun.): Spokane, WA: TAC/USA National Masters Championships, Spokane, Wash. Vernie Foxley, Spokane Falls Community College, Athletics MS-3070, W. 3410 Ft. George Wright Dr., Spokane, WA 99204-5288. Phone: (509) 459-3644; Fax: 509/623-4128.

September 13 (Sun): Berkeley. Northern California Seniors Classic. UC Berkeley. Jim Johnson, 1026 Murchison, Millbrae 94030 (415) 697-1889.

September 20 (Sun): Long Beach: Sri Chinmoy Masters Meet, CSU Long Beach. 40+. Bigalita Egger, 1921 S. Sherbourne Dr. Los Angeles 90034. (213) 838-4746.

October 3 (Sat): Santa Barbara. Club West Masters Meet. Santa Barbara CC. Lloyd Albright, PO Box 1079, Goleta 93116 (805) 682-9540.

October 20-23: St. George, UT. Huntsman Chemical's World Senior Games. 50+. Sylvia Wunderli, Exec. Director, 1355 S. Foothill Dr., Suite 103, Salt Lake City, UT 84108 (801) 583-6231.

Cross Country

September 26 (Sat.): San Francisco. Golden Gate Park X-C #2. 4 miles. 9 a.m. (PATAC Grand Prix/ masters division). Tim Wason (415) 753-1215 (evening).

Camps / Clinics

August 15-19: Stanford. Stanford Track Camp. Age 9-17. Cross Country Staff includes: Brooks Johnson, Scott Chisam, Stanford runners. Director: Brooks Johnson, Stanford University, Stanford, CA 94305 (415) 725-0761.

August 26-31: Catalina Island. Coed Summer Running Camps. Workouts, clinics and fun-filled recreation for high school runners (age 13 & Up). Runners Workshop, Mark and Rene Celestin, Coordinators, P.O. Box 817, Huntington Beach 92648. (714) 969-8703.

MAILBAG

TRACK TECH AT CAL TECH

Gentlemen:

Concerning the SoCal Diary in your July issue -- who is Bill Minarik and does he get out much?

He made a reference to "the dirt track at Cal Tech which has weeds growing out of it." Cal Tech has had a fine, all-weather track at least since the beginning of 1987 (enclosed is a Polaroid photo). [Photo at right] The only thing wrong with it is 6 lanes around the track but 8 on the straightaway. I have coached, officiated, and run meets on that track and have yet to see a weed.

Sincerely,
David W. Hassler, Head Coach
Westridge School
Pasadena, CA



A quick and easy to subscribe to CTN...

FAX IT!

Photocopy this form then FAX IT to (209) 255-4904 to begin your subscription. We will bill you later (\$20.00 for one year, 11 issues).

YES, please begin my one-year subscription to **California Track News.**

Name _____

Address _____

City/State/Zip _____

Don't miss any of the action!!

Sept. 1-6: Catalina Island: Coed Summer Running Camps. Workouts, clinics and fun-filled recreation for high school runners (age 13 & Up). Runners Workshop, Mark and


Rene Celestin, Coordinators, P.O. Box 817, Huntington Beach 92648. (714) 969-8703.

1992 California High School Best Marks List



MARION JONES

Photo by Kirby Lee



RILEY WASHINGTON

Photo by Kirby Lee

By Doug Speck

(Thanks to Mike Kennedy, Ray Scofield, Keith Conning, Steve Fagundes, Willie Harmatz, Burt Davis, Ron Blackwood, Steve Brand, and others who passed on results during the season to make this list possible)

Key: -Senior, *Junior, **Sophomore, ***Freshman, ? Class unknown

WOMEN

100 Meters

Accutrack Timing

- 11.14 *Marion Jones (Thousand Oaks)
- 11.61 -Lesa Parker (Bishop O'Dowd, Oakland)
- 11.73 ***Aminah Haddad (Poly, Long Beach)
- 11.77 ***Andrea Anderson (Poly, Long Beach)
- 11.78 **Tai-Ne Gibson (Morningside, Inglewood)
- 11.96 -Sanoma Nickson (Morningside, Inglewood)
- 11.96 -Tanisha John (Burbank, Sacramento)
- 11.99 -Santishia Arnold (Morningside, Inglewood)
- 12.01 **Bisa Grant (Bishop O'Dowd, Oakland)

12.02 *Monica Henderson (Morse, San Diego)

Wind-Aided Accutrack Timing

- 11.71 ***Andre Anderson (Poly, Lg Bch)
- 11.84 -Tanisha Johns (Burbank, Sacramento)
- 11.88 **Bisa Grant (Bishop O'Dowd, Oakland)

200 Meters

Accutrack

- 22.58 *Marion Jones (Thousand Oaks)
- 23.97 ***Aminah Haddad (Poly, Long Beach)
- 24.08 -Lesa Parker (Bishop O'Dowd, Oakland)
- 24.11 ***Andrea Anderson (Poly, Long Beach)
- 24.37 **Tai-Ne Gibson (Morningside, Inglewood)
- 24.38 -Santishia Arnold (Morningside, Inglewood)
- 24.52 -Angela Sullivan (Serra, San Diego)
- 24.56 -Janice Nichols (Bakersfield)
- 24.63 -Tanisha Johns (Burbank, Sacramento)
- 24.67 -Cherice Ellison (Mt. Pleasant, San Jose)

Wind-Aided 200 Meters Accutrack

- 24.13 -Santishia Arnold (Morningside, Inglewood)
- 24.46 -Tanisha Johns (Burbank, Sacramento)
- 24.50 *Maigha Strickland (Merced)

400 Meters

- 54.44 *Marion Jones (Thousand Oaks)

- 54.46 -Janice Nichols (Bakersfield)
- 55.06 **Latasha Gilliam (Pittsburg)
- 55.24 -Tammara McLin (Eisenhower, Rialto)
- 55.3 -Allison Dring (Mt. Carmel, San Diego)
- 55.63 *Asha Jayasinghe (Arcadia)
- 55.73 **Jaronda White (Morningside, Inglewood)
- 55.89 *Latasha Prothro (Poly, Long Beach)
- 55.99 ***Silvia Pieslak (Menlo Atherton, Atherton)
- 56.03 *Malika Freeman (Skyline, Oakland)

800 Meters

- 2:09.48 *Miesha Marzell (Bishop O'Dowd, Oakland)
- 2:11.23 *Christie Engesser (Ocean View, HuntBch)
- 2:11.36 -Holly Welch (Bella Vista, Fair Oaks)
- 2:11.59 -Shelley Taylor (Edison, Huntington Beach)
- 2:11.71 -Kerri Woolheater (Casa Gr, Petaluma)
- 2:12.1 *Melanie Hand (Fallbrook)
- 2:12.15 **Kamara Mayberry (St. Ber, Playa del Rey)
- 2:12.16 *Deetra Deer (Crenshaw, L.A.)
- 2:12.55 -Nikki Shaw (Fillmore)
- 2:13.53 ***Kristie Johnson (Central, Fresno)

1600 Meters

- 4:48.52 -Sheiley Taylor (Edison, Huntington Beach)
- 4:50.40 -Nikki Shaw (Fillmore)

BEST MARKS LIST

- 4:52.6 *Milena Glusac (Fallbrook)
- 4:55.67 *Maribella Aparicio (Fillmore)
- 4:57.77 ***Amy Skieresz (Agoura)
- 5:00.20 -Robin Snowbeck (University, L.A.)
- 5:00.2 ***Barbara Boisvert (Orange Luth, Orange)
- 5:00.44 -Rikke Pederson (Simi Valley)
- 5:00.70 *Stacey Auer (Thousand Oaks)
- 5:00.80 -Marjorie Hsu (San Marino)

3200 Meters

- 10:28.67 *Milena Glusac (Fallbrook)
- 10:28.95 **Carrie Garrison (Sunny Hills, Fullerton)
- 10:39.08 *Maribella Aparicio (Fillmore)
- 10:51.08 -Sarah Grogg (Clovis West, Fresno)
- 10:52.68 **Kay Nekota (Agoura)
- 10:52.88 *Stacey Auer (Thousand Oaks)
- 10:53.9 ***Amy Skieresz (Agoura)
- 10:54.89 *Melissa Keim (San Pasqual, Escondido)
- 10:55.86 -Tanja Brix (University, Irvine)
- 10:56.91 -Veronica Barajas (Channel Islands, Oxnard)

100 Meter Low Hurdles

- 13.83 -Twila Sims (Lompoc)
- 13.94 -Kam Warner (West, Bakersfield)
- 13.94 -Erin Blunt (San Pasqual, Escondido)
- 13.97 ***Jennifer Odom (Independence, San Jose)



TWILA SIMS

Photo by Bill Cockerham

- 14.05 -Sanoma Nickson (Morningside, Inglewood)
- 14.09 -Tanya Lazar-Lea (Vallejo)
- 14.20 -Yvonne Scott (Johnson, Sacramento)
- 14.23 *Elinor Tolson (Fountain Valley)

- 14.29 -Maronke Sims (Nogales, La Puente)
- 14.31 -Shonna Bernard (Nogales, La Puente)
- Wind-Aided
- 13.91 -Yvonne Scott (Johnson, Sacramento)
- 13.96 ***Jennifer Odom (Independence, San Jose)
- 14.00 -Tanya Lazar-Lea (Vallejo)
- 14.15 **Bisa Grant (Bishop O'Dowd, Oakland)

300 Meter Low Hurdles

- 42.75 -Twila Sims (Lompoc)
- 42.96 -Erin Blunt (San Pasqual, Escondido)
- 43.44 -Lavinia Henlon (Upland)
- 43.45 ?Wendy Essad (Florin, Sacramento)
- 43.71 *Elinor Tolson (Fountain Valley)
- 43.76 -Tanya Lazar-Lea (Vallejo)
- 44.15 -Angela Hill (Mt. Pleasant, San Jose)
- 44.31 -Shonna Bernard (Nogales, La Puente)
- 44.44 ***Jennifer Odom (Independence, San Jose)
- 44.59 -Aisha Sims (Bishop O'Dowd, Oakland)

400 Meter Relay

- 45.83 Morningside, Inglewood
- 45.88 Poly, Long Beach
- 47.03 Muir, Pasadena
- 47.09 Bishop O'Dowd, Oakland
- 47.31 Thousand Oaks
- 47.57 Bakersfield
- 47.66 Skyline, Oakland
- 47.83 Morse, San Diego
- 47.89 Pius X, Downey
- 47.95 Torrance

1600 Meter Relay

- 3:45.86 Morningside, Inglewood
- 3:45.91 Poly, Long Beach
- 3:46.3 Skyline, Oakland
- 3:47.29 Bishop O'Dowd, Oakland
- 3:49.05 Logan, Union City
- 3:53.00 Muir, Pasadena
- 3:53.07 San Pasqual, Escondido
- 3:53.44 Mt. Carmel, San Diego
- 3:54.05 Thousand Oaks
- 3:55.16 Dorsey, L.A.

High Jump

- 5-11 **Danielle Boswell (Bullard, Fresno)
- 5-10 i -Julie Jenkins (San Ramon, Danville)
- 5-10 ***Kristy Kierulff (Esperanza, Anaheim)
- 5-9 *Amy Cheli (Los Altos)
- 5-9 -Tanya Lazar-Lea (Vallejo)
- 5-8 -Aisha Sims (Bishop O'Dowd, Oakland)
- 5-8 *Kim Blankenship (Torrance)
- 5-7 ***Kelly Black (Downey)
- 5-7 *Kala Ross (Newport Harbor, New Beach)
- 5-7 ***Tina Bowman (Newport Harbor, New Bch)
- 5-7 ***Tracye Lawyer (Cate, Carpinteria)
- 5-7 *Janae Oliviera (Lemoore)
- 5-7 **Erin Duffey (St. Francis, Mountain View)

Long Jump

- 20-6 1/4 -Kam Warner (West Bakersfield)
- 19-8 1/2 -Heather Sterlin (Mission Viejo)
- 19-5 *Sheena Ferguson (Wash, San Francisco)
- 19-2 3/4 -Nicole Haynes (Bishop Mont, Torrance)
- 18-10 1/2 *Amy Littlepage (Mt. Miguel, Spr Vly)
- 18-9 3/4 *Cheaza Figueroa (Quartz Hill)
- 18-8 3/4 -Glory Dolphin (Santa Monica)
- 18-6 3/4 -Felicia Brown (Seaside, Monterey)
- 18-6 3/4 -Cherice Ellison (Mt. Pleasant, San Jose)
- 18-6 *Chanelle Anderson (Poly, Long Beach)
- Wind-Aided
- 20-3 3/4 *Sheena Ferguson (Washington, SF)
- 19-9 -Heather Sterlin (Mission Viejo)



KRISTEN HEASTON

Photo by Keith Conning

- 19-6 1/2 -Nicole Haynes (Bishop Mont, Torrance)
- 19-4 1/2 *Cheaza Figueroa (Quartz Hill)
- 19-0 1/4 -Christine Burton (Helix, La Mesa)
- 18-8 3/4 *Chanelle Anderson (Poly, Long Beach)
- 18-7 1/4 *Eva Potter (West Valley, Cottonwood)
- 18-6 3/4 *Chanelle Anderson (Poly, Long Beach)

Triple Jump

- 40-11 3/4 -Kayla Montgomery (Clovis West)
- 40-11 -Latasha Burnett (Lynwood)
- 39-3 *Christine Sherwood (Watsonville)
- 39-2 **Amber Roberts (Muir, Pasadena)
- 39-1 -Alia Hanson (James Logan, Union City)
- 39-0 1/2 **Ebony Henderson (Bakersfield)
- 38-11 1/2 -Kam Warner (West Bakersfield)
- 38-10 1/2 *Amy Littlepage (Mt. Miguel, Spring Vly)

BEST MARKS LIST

- 38-5 3/4 *Wintress Lang (Centennial, Compton)
 38-4 1/2 -Glory Dolphin (Santa Monica)
 Wind-aided
 39-2 1/4 -Glory Dolphin (Santa Monica)
 38-6 3/4 *Katrina Hall (Franklin, Stockton)

Shot Put

- 49-2 1/2 *Kristin Heaston (Ygnacio Vly, Concord)
 45-9 1/2 *Nada Kavar (CresValley, La Cresc)
 44-8 1/2 *Crystal Brownlee (Westlake, WestVlg)
 44-6 3/4 *Lisa Misipeka (Temecula Valley)
 44-6 *Lisa Stephaney (Hoover, Fresno)
 44-0 -Tiann Rouse (Livingston)
 43-2 1/2 -Kristina Mataafa (Orange Glen, Escon)
 42-11 1/2 *Chelsea Stephens (Atwater)
 42-8 -Renee Hopkins (Burbank, Sacramento)
 42-5 3/4 *Beth Burton (Warren, Downey)

Discus

- 169-8 **Suzy Powell (Downey, Modesto)
 151-1 -Kristina Mataafa (Orange Glen, Escondido)
 144-3 -Scia Maumausolo (Mt. Carmel, San Diego)
 143-6 *Lisa Stephaney (Hoover, Fresno)
 143-0 *Andrea Bill (University, Irvine)
 142-10 -Becky Elwood (Calaveras)
 142-7 **Gina Heads (Newport Harbor, NewBch)
 141-6 -Kristina Braden (Grass Valley, NevUnion)
 141-0 *Crystal Brownlee (Westlake, WestVlg)
 140-2 -Leslie Woolery (West Valley, Cottonwood)
 139-1 **Staci Andrews (Arroyo Grande)

MEN

100 Meters

- 10.30 -Riley Washington (Southwest, San Diego)
 10.46 -Gentry Bradley (Pius X, Downey)
 10.50 *Anthony Volson (Merced)
 10.52 **Ali Evans (Vallejo)
 10.59 *Brian Lewis (Highland, North Highlands)
 10.60 *Paul Turner (University City, San Diego)
 10.62 ***Marques Hollewell (West Bakersfield)
 10.63 *Shon Lewis (Wilcox, Santa Clara)
 10.64 *Jarron Turner (Mt. Pleasant, San Jose)
 10.65 -Scott Hammond (Lincoln, San Diego)

Wind-Aided

- 10.43 **Ali Evans (Vallejo)
 10.47 *Anthony Volson (Merced)
 10.60 -Rae Carruth (Valley, Sacramento)

200 Meters

- 21.08 -Riley Washington (Southwest, San Diego)
 21.16 -Gentry Bradley (Pius X, Downey)
 21.33 *Anthony Volson (Merced)
 21.42 -Kevin Alexander (Valencia, Placentia)
 21.42 -Scott Hammond (Lincoln, San Diego)
 21.43 -Richard Dupree (Mt. Pleasant, San Jose)
 21.48 **Ali Evans (Vallejo)

- 21.50 -James Redd (Fontana)
 21.57 -Derek Shepard (Lincoln, San Francisco)
 21.58 *Shon Lewis (Wilcox, Santa Clara)
 Wind-Aided
 20.97 -Gentry Bradley (Pius X, Downey)
 21.02 -Riley Washington (Southwest, San Diego)
 21.16 *Anthony Volson (Merced)
 21.20 -Richard Dupree (Mt. Pleasant, San Jose)
 21.24 -Derek Shepard (Lincoln, San Francisco)



ANGEL MARTINEZ

Photo by Kirby Lee

400 Meters

- 46.68 -Derek Shepard (Lincoln, San Francisco)
 46.72 -Richard Dupree (Mt. Pleasant, San Jose)
 47.08 -Milton Hughes (Stagg, Stockton)
 47.25 -James Redd (Fontana)
 47.70 -Christin Wuthrich (Wilson, Long Beach)
 47.81 -Jesse Wilson (St. Mary's, Berkeley)
 47.87 *Jimmie Johnson (Mission San Jose, Fremont)
 47.97 -Damien Sullivan (St. Mary's, Berkeley)
 47.98 -Shante Williams (Independence, San Jose)
 48.00 *Edward Turner (Morningside, Inglewood)

800 Meters

- 1:49.56 -Mike Katri (Fortuna)
 1:49.64 -Milton Hughes (Stagg, Stockton)
 1:50.22 -Bryan Woodward (Poly, Long Beach)
 1:51.19 *Brian Wilkinson (Madera)
 1:52.25 -Adam Herndon (Bishop O'Dowd, Oakland)
 1:52.35 *Nathan Woods (Duarte)
 1:52.56 -Joel Lopez (Fillmore)
 1:52.57 **Vondre Armour (Bakersfield)
 1:52.98 -Anthony Fisher (Maranatha, Sierra Madre)
 1:53.01 *Alfonso Mitchell (Monterey)
 1:53.01 -Brian Steip (Peninsula, RollHills Estates)

1600 Meters

- 4:06.92c -Daniel Das Neves (Helix) (4:08.36y)
 4:09.75 -Jeff Wilson (Newbury Park)
 4:09.78 -Angel Martinez (San Gabriel)
 4:10.29 -T.J. Reyes (Lakewood)
 4:10.70 -Todd Tressler (San Marcos, SBarbara)
 4:11.17 *Brian Wilkinson (Merced)
 4:11.25 -Goss Lindsey (Peninsula, Rolling Hills Est)
 4:12.77 *Ryan Wilson (Agoura)
 4:13.8 -Brian Keim (San Pasqual, Escondido)
 4:14.70 -Cruz Gallegos (Centennial, Corona)
 4:14.7 *Nazario Romero (San Pasqual, Escondido)

3200 Meters

- 8:56.34 -Angel Martinez (San Gabriel)
 9:02.90 -Cruz Gallegos (Centennial, Corona)
 9:04.02 -Daniel Das Neves (Helix, La Mesa)
 9:04.19 -Jacques Sallberg (Muir, Pasadena)
 9:05.79 *Margarito Casillas (Hoover, Glendale)
 9:06.73 -Jeff Wilson (Newbury Park)
 9:06.78 -Fernando Mendoza (Chanslands)
 9:08.0 -Todd Tressler (San Marcos, SBarbara)
 9:08.74 *Nazario Romero (San Pasqual, Escondido)
 9:09.83 *Keith Grossman (Hart, Newhall)

110 Meter High Hurdles

- 14.11 -Chris Redmond (Vallejo)
 14.29 -Charlie Davidson (Saddleback, Santa Ana)
 14.32 -Demond Smith (Hawthorne)
 14.34 -Ryan Crane (Dana Hills, Dana Point)
 14.39 -Keith Moton (Loyola, L.A.)
 14.41 -Marcus Stokes (Thacher, Ojai)
 14.41 -Raymond Banner (Birmingham, Van Nuys)
 14.46 -Terry Fulton (Mt. Pleasant, San Jose)
 14.49 -Lisle Babcock (Monache, Porterville)
 14.50 *Drue Powell (Reseda)
 14.51 -Quincy Ruffin (St. Francis, Mountain View)
 Wind-Aided
 13.94 -Charlie Davidson (Saddleback, Santa Ana)
 14.04 -Chris Redmond (Vallejo)
 14.07 -Marcus Stokes (Thacher, Ojai)
 14.10 -Demond Smith (Hawthorne)
 14.11 -Raymond Banner (Birmingham, Van Nuys)
 14.16 *Drue Powell (Reseda)

BEST MARKS LIST

300 Meter Int. Hurdles

- 37.07 -Chris Redmond (Vallejo)
- 37.34 -Demond Smith (Hawthorne)
- 37.69 -Greg Muniz (Woodbridge, Irvine)
- 37.69 **Ken Haslip (Muir, Pasadena)
- 37.75 -Keith Moton (Loyola, L.A.)
- 37.75 -Rashid Gayle (Roseville)
- 38.01 -Marcus Stokes (Thacher, Ojai)
- 38.11 -Terry Fulton (Mt. Pleasant, San Jose)
- 37.9 -Charlie Davidson (Saddleback, Santa Ana)
- 38.16 -David Swan (St. Ignatius, San Francisco)

400 Meter Relay

- 41.15 Mt. Pleasant, San Jose
- 41.37 Vallejo
- 41.47 Highlands, North Highlands
- 41.60 Bishop Amat, La Puente
- 41.61 Bakersfield
- 41.65 Muir, Pasadena
- 41.71 Morningside, Inglewood
- 41.71 West Bakersfield
- 41.80 Fontana
- 41.84 Eisenhower, Rialto

1600 Meter Relay

- 3:12.83 St. Mary's, Berkeley
- 3:14.52 Morningside, Inglewood
- 3:14.92 Vallejo
- 3:15.10 Foothill, Santa Ana
- 3:15.4 Valley, Sacramento
- 3:15.7 Burbank, Sacramento
- 3:15.74 Poly, Long Beach
- 3:16.84 Bakersfield
- 3:17.01 Eisenhower, Rialto
- 3:17.85 Valencia, Placentia

High Jump

- 7-0 1/4 *Todd Kelly (Big Valley, Biber)
- 7-0 -Kevin Williams (Yuba City)
- 6-11 1/2 **Jeremy Fischer (Camarillo)
- 6-11 -Brian Davidson (California, San Ramon)
- 6-11 -Griffin Childers (Woodland)
- 6-10 -Alarick Greenberry (Cabrillo, Lompoc)
- 6-10 *LaVelle Beloney (Del Mar, San Jose)
- 6-10 -Eli Gladden (San Lorenzo Valley, Felton)
- 6-10 -Terry Mann (Sunny Hills, Fullerton)
- 6-9 1/2 -Calvin Haynes (Corcoran)

Pole Vault


- 16-3 -Clarence Phelps (ChristBross, Sacramento)
- 16-0 -Tye Harvey (Sonora)
- 15-9 -Corey Johnson (El Dorado, Placerville)
- 15-7 1/2 -Luis Lino (Liberty, Brentwood)
- 15-7 -Sean Brown (Terra Linda, San Rafael)
- 15-6 **Scott Slover (Leland, San Jose)
- 15-6 -Travis Caulkins (Tamalpais, Mill Valley)
- 15-4 -Ty Wool (Downey, Modesto)
- 15-4 *Jesse Stern (Harvard-Westlake, NoHlywd)
- 15-4 -Khell Akerstrom (Ukiah)

Long Jump

- 24-3 3/4 -Robert Purdue (Valley, Sacramento)
- 24-1 1/2 -Eugene Dreher (Antelope Vly, Lancaster)
- 24-0 *Edward Turner (Morningside, Inglewd)
- 24-0 -Gary Taylor (Morse, San Diego)
- 23-10 -Paul Bradford (Carlmont, Belmont)
- 23-9 1/2 -Mike Wright (Glendale)
- 23-9 -Mike Wright (North MontryCo, Castroville)
- 23-6 1/2 -Cary Taylor (Morse, San Diego)
- 23-4 1/4 **Mike Adams (Fontana)
- 23-2 1/2 *Jimmi Banks (San Leandro)
- Wind-Aided
- 23-10 1/2 -Eric Hunt (Bullard, Fresno)
- 23-9 3/4 *Kyione Jack (Canyon Spr, Moreno Vly)
- 23-7 *Del Brown (Livermore)
- 23-5 1/2 -Jim Hicks (Wilson, Long Beach)
- 23-4 -Dave Janoski (Corona)

Triple Jump

- 49-8 1/2 -Cary Taylor (Morse, San Diego)
- 49-5 1/2 -Offord Rollins (Wasco)
- 49-4 1/4 *Tony Parish (Marina, Huntington Beach)



CLARENCE PHELPS

Photo by Bill Cockerham

- 48-11 1/4 -Choice Clark (Pasadena)
- 49-0 Leonard Haywood (St. Mary's, Berkeley)
- 48-11 -Bary Massey (Poly, Long Beach)
- 48-8 -Kier Gumbs (Bishop O'Dowd, Oakland)
- 48-6 1/4 *Xavier Howell (Poly, Long Beach)
- 48-2 3/4 -Ugwunna Ipkeowo (Wilson, Long Beach)
- Wind-Aided
- 48-11 1/4 -Kier Gumbs (Bishop O'Dowd, Oakland)
- 48-8 1/2 -Andre Harrison (Wasco)

Shot Put

- 64-8 1/2 -Jeff Buckey (Bakersfield)
- 63-1 1/4 -Pete Swanson (San Benito, Hollister)
- 62-10 *Tyson Lingenfelter (Upland)
- 61-7 -Tony Mancuso (Newport Harbor, NewBch)
- 61-2 -Mark Glock (Nogales, La Puente)
- 58-9 -Gabriel Torre (Notre Dame, Riverside)
- 58-7 -Alfred Keyes (Corcoran)
- 58-6 -Cody Smith (Crespi, Encino)
- 57-8 1/4 -Demeatre Brown (Pittsburg)
- 56-11 -Jason Dossey (St. Ignatius, San Francisco)

Discus

- 208-11 -Jeff Buckey (Bakersfield)
- 198-6 -Gabriel Torre (Notre Dame, Riverside)
- 197-7 -Pete Swanson (San Benito, Hollister)
- 180-7 -Brandon Wainwright (South, Bakersfield)
- 177-5 *Mark Moore (West, Bakersfield)
- 177-2 -Justin Werth (Ventura)
- 176-0 *Chad Peare (Trabuco Hills, Mission Viejo)
- 174-0 -Matt Creech (Buena, Ventura)
- 173-9 *Tyson Lingenfelter (Upland)
- 172-10 -Ivan Zasinczuk (St. Ignatius, San Francisco)
- 172-10 ?Ed Mulitalo (Jefferson, Daly City)

**COMING NEXT
ISSUE...**

✓ **Cross Country
Preview**

**SUBSCRIBE TO
CTN
TODAY!!**

1992 U.S. Track & Field Olympic Trials

By Robert Womack

Carl Lewis. Mary Decker Slaney. Steve Scott. Greg Foster.

Remember these names well, because you won't be hearing that much about them any more. As of the end of the 1992 U.S. Olympic Trials, they belong to the history of U.S. track and field. (Ed. Note--Obviously, this was written *before* Barcelona. The writer's feeling, however, is still that the Games represented Lewis' last hurrah.)

The present of American track now consists of names like Mike Powell, Jackie Joyner-Kersey, Dave Johnson, Michael Johnson, Gwen Torrence, Johnny Gray, PattiSue Plumer. Not exactly household names, excepting of course JJK, although Powell and Dave Johnson may get there on the basis of extensive media exposure.

Even less familiar are some of the names who compose the future, complete strangers to the average American sports fan (as distinguished from the hard-core track nut who read CTN), at least before Barcelona. People like Steve Holman, Marion Jones, Jose Parrilla, Quincy Watts, Todd Williams, Darrin Plab, Sharon Couch, Amber Welty. (Be honest. How many of them did you recognize?)

The quadrennial changing of the guard that is the Olympic Trials did claim more than its share of famous names this time. The four listed in the first paragraph were knocked off the U.S. Olympic team in the space of a couple of hours on the final day of competition. Lewis and Foster by breathtakingly close margins, although Lewis did qualify earlier in the long jump.

Californians, as usual, were prominent among team members. Of 108 team positions (excluding relays), 33, or 31% went to athletes with Golden State ties.

Just for reference, Californians took 52 out of 105 (no women's walk) spots in the 1988 Trials. That was an atypical year, though. To pick a couple of others at random, the first-ever combined Trials produced 35 California Olympians (out of 105), the 1956 (men-only) meet 20 of 60.

Jackie Joyner-Kersey, PattiSue Plumer and Gail Devers had the distinction of being

two-event qualifiers--three of five--all women. (Gwen Torrence and Connie Price-Smith were the other two.) JJK, Torrence, and Price-Smith were double winners.

A California transplant, Harry (Butch) Reynolds, received the most media attention. Reynolds, who trains at Stanford, tied the meet in knots with his off-again, on-again legal bid to force entry into the Trials.

Heats originally scheduled for the first day wound up being postponed four times and finally being run on the first rest day after a kaleidoscopic interlude in which the IAAF reportedly threatened to throw the whole U.S. team out of the Olympics. Fortunately, cooler heads prevailed; Reynolds ran and made the issue moot, at least for the time being, by finishing fifth.

It may not stay moot since Reynold's suits against TAC and the IAAF will almost certainly be pressed if IAAF President Primo Nebiolo carries through with his reported intention of extending Reynolds's suspension four years, or through the 1996 Games.

As one press box inmate commented, as runners continued to distribute pronouncements from various courts, lawyers, and TAC officials: "This is the first meet I've ever been at where I got more legal opinions than result sheets."

Second-most-talked-about incident at the

Trials was the decathlon pole vault no-height by Dan O'Brien, which blasted to bits a megabuck advertising campaign built around his prospective duel with Dave Johnson at Barcelona.

At the time, it seemed to bystanders that O'Brien, whose PR is 16-8 3/4, might be pressing his luck to open at 15-9. Admittedly, other vaulters, including Johnson, took the same gamble and got away with it. However, Johnson is a better vaulter than O'Brien and the others had nothing to lose; they had to vault off the top of the chart to have any chance, anyway. O'Brien had a 500-point lead going into the vault and, as it turned out, could have made the team by clearing 9-2 1/4.

Dan and his coaches defended the decision, naturally. He'd cleared 16 feet easily in warmups. A less charitable view was taken by designers of a T-shirt which appeared the following day: "No Brain, No Spain."

Most complaints about the meet centered around the weather, which was uniformly hot and humid, with both temperature and humidity pushing into the 90's.

Complaints about the Tad Gormley Stadium facility itself were minor: Sprints were run into a head wind, resulting in slow times. (The 200 finals on the last day were an exception,

continued next page...

producing a 19.79 by Michael Johnson in the men's race.)

Wind conditions were unfavorable for both discus and javelin throwers and the fake grass covering for the Astroturf infield produced some frighteningly high bounces in all throws.

On the positive side, crowds for the eight days were large (18,000+ on the final day) and enthusiastic in the extreme. With Atlanta, Indianapolis, and Eugene all reportedly planning to pass on bidding for the 1996 Trials, don't be surprised if America's finest turn up again in New Orleans four years from now.

Men's Results

100m:

FINALS

1	Dennis Mitchell (Mazda TC)	10.09
2	Mark Witherspoon (SMTC)	10.09
3	Leroy Burrell (SMTC)	10.10

Californians:

4	Mike Marsh (ex-UCLA)	10.14
---	----------------------	-------

(Includes 1st place in each heat + Californians)

Heat 1: 1. Lewis 10.33; also: 4. Jeff Williams (Stars & Stripes TC) 10.51, 7. Tony Miller (UCLA) 10.67. Heat 2: 1. Mitchell 10.23; also: Ricky Carrigan (Compton CC) 10.27. Heat 3: 1. Marsh 10.29; also: 3. Brian Bridgewater (CSLA) 10.45, 4. Jeff Laynes (USC) 10.46. Heat 4: 1. Burrell 10.09.

Quarters-- 1: 1. Witherspoon 10.11. 2: 2. Carrigan 10.24; also: 5. Bridgewater 10.35. 3: 1. Marsh 10.09; also: 5. Laynes 10.29, 6. Williams 10.31.

Semis-- 1: 1. Witherspoon 10.21; also: 7. Bridgewater 10.69, 8. Carrigan 12.32 (inj). 2: 1. Mitchell 10.21; also: 3. Marsh 10.28, 6. Williams 10.42, 8. Laynes 10.57.

200m:

FINALS

1	Michael Johnson (Nike Int'l)	19.79
2	Mike Marsh (SMTC, ex-UCLA)	19.86
3	Michael Bates (Start TC)	20.14

Californians:

8	Jeff Williams (S&S TC)	20.46
---	------------------------	-------

(Includes 1st place in each heat + Californians)

Heats: 1: 1. Heard 20.47. 2: 1. Johnson 20.44; also: 2. Danny Everett (ex-UCLA) 20.62, 7. Tony Miller (UCLA) 21.38. 3: 1. Marsh 20.21; also: 6. Aaron Thigpen (ex-San Diego St) 21.03. 4: 1. Trapp 20.30; also: 4. Williams 20.67, 6. Steve Lewis (ex-UCLA) 20.78, 7. Bryan Bridgewater (CSLA) 20.89. Quarters: 1: 1. Johnson 20.49; also: 4. Williams 20.76. 2: 1. Marsh 20.36; also: 5. Lewis knc. 3: 1. Burrell 20.35; also: 5. Bridgewater 20.75; Everett dnc.

Semis: 1: 1. Burrell 20.12; also: 4. Williams 20.27, 8. Bridgewater 20.63. 2: 1. Marsh 20.26.

400m:

Finals

1	Danny Everett (SMTC, ex-UCLA)	43.81
2	Steve Lewis (SMTC, ex-UCLA)	44.08
3	Quincy Watts (USC)	44.22

Californians:

5	Butch Reynolds (Nike, Palo Alto)	44.65
---	----------------------------------	-------

(Includes 1st place in each heat + Californians)

Heats: 1: 1. Lewis 45.14. 2: 1. Valmon 45.49; also: Travis Hannah (USC) 46.09. 3: 1. Watts 45.35. 4: 1. Reynolds 44.58; also: 2. Everett 45.09.

Quarters: 1: 1. Reynolds 44.68; also: 7. Hannah 46.90. 2: 1. Everett 45.01. 3: 1. Watts 45.47. 4: 1. Lewis 45.25.

Semis: 1: 1. Watts 43.97; also: 2. Reynolds 44.14. 2: 1. Everett 44.69, 2. Lewis 44.77.

800m:

Finals

1	Johnny Gray (SMTC, Los Angeles)	1:42.80
2	Mark Everett (Nike Int'l)	1:43.67
3	Jose Parrilla (Univ. of Tennessee)	1:43.97

Californians:

4	George Kersh (SMTC, ex-Taft CC)	1:44.00
---	---------------------------------	---------



MARK EVERETT (left) & JOHNNY GRAY

Photo by Bill Cockerham

(Includes 1st place in each heat + Californians) Heats: 1: 1. Dailey 1:48.74; also: 6. Jack Armour (ex-Fresno St) 1:49.13. 2: 1. Kersh 1:49.77; also: Erick McBride (CS Bakersfield) dnc. 3: 1. Gray 1:47.70. 4: 1. Redwine 1:47.90.

Quarters: 1: 1. Gray 1:47.51; also: 6. Armour 1:48.09. 2: 1. Redwine 1:48.77. 3: 1. Everett 1:46.63; also: 3. Kersh 1:47.26.

Semis: 1: 1. Gray 1:46.14; also: 4. Armour 1:47.94. 2: 1. Everett 1:46.15; also: 2. Kersh 1:46.37. 3: 1. Parrilla 1:45.26.

1500m:

Final

1	Jim Spivey (Asics)	3:36.24
2	Steve Holman (Nike)	3:36.48
3	Terrence Herrington (Nike All Cst)	3:37.14

Californians:

4	Gregory Whiteley (ex-Wdbrdg,Irv)	3:37.77
6	Christian Cush-Murray (ex-UCLA)	3:38.22
11	Jeffrey Atkinson (ex-Stanford)	3:43.62
13	Steven Scott (Asics, ex-UCr)	3:50.41

(Includes 1st place in each heat + Californians)

Heats: 1: 1. Holman 3:39.70; also: 5. Atkinson 3:40.78, 8. Doug Padilla (ex-Chabot CC) 3:44.71. 2: 1. Scott 3:40.85; also: 9. Mark Mastalir (ex-Stanford) 3:44.47. 3: 1. Falcon 3:43.00; also: 4. Louie Quintana (ex-Arroyo Grande HS) 3:43.53, 8. Ernie Freer (ex-Fresno St) 3:44.68; Matt Giusto (San Mateo HS) dnc. 4: 1. Spivey 3:40.35; also: 2. Whiteley 3:40.36, 4. Cushing-Murray 3:40.73, 8. Mark Luevano (Santa Monica TC) 3:45.00. Semis: 1: 1. Maas 3:42.58; also: 9. Quintana 3:43.62. 2: 1. Herrington 3:41.13; also: 2. Scott 3:41.31, 4. Whiteley 3:43.32, 11. Cushing-Murray 3:56.78 (fell), 12. Atkinson 3:56.79 (fell).

3000m Steeplechase

Final

1	Brian Diemer (Nike Int'l)	8:16.56
2	Mark Croghan (Pacific Coast Club)	8:16.87
3	Daniel Lopez (Mizuno TC)	8:16.88

Californians:

4	Tom Nohilly (ex-Taft CC)	8:16.92
9	Brian Abshire (ex-DeAnza, Richm)	8:32.11

(Includes 1st place in each heat + Californians)

Heats: 1: 1. Diemer 8:33.52; also: 2. Nohilly 8:33.66, 6. Marc Davis (ex-San Diego HS) 8:33.93. 2: 1. Nelson 8:33.49; also: 2. Abshire 8:34.24, 9. Ivan Huff (ex-CPSLO) 8:43.36. 3: 1. Coogan 8:38.38; also: 7. Mark Junkermann (ex-UCLA) 8:40.28, 10. Harold Kuphaldt (ex-Bella Vista HS, Fair Oaks) 8:48.13, 13. Francis O'Neill (Long Beach CC) 9:07.60.

Semis: 1: 1. Lopez 8:33.21; also: 2. Abshire 8:33.60, 10. Huff 8:40.26, 13. Junkermann 9:04.30, 14. Davis 9:23.15 (fell). 2: 11. Croghan 8:31.57; also: 4. Nohilly 8:31.96.

5000m:

Final

1	John Trautmann (Adidas)	13:40.30
2	Robert Kennedy (Indiana University)	13:41.22

continued next page...

Olympic Trials


3 John Gregorek (Adidas) 13:42.20
(Includes 1st place in each heat + Californians)
Heats: 1: 1. Gregorek 13:54.06; also: Matt Glus-
to (San Mateo) dnc. 2: 1. Trautmann 13:55.29; also:
Greg Whiteley (ex-Woodbridge HS, Irvine) dnt.

10,000m:

Final
1 Todd Williams (Adidas) 28:19.82
2 Ken Martin (Nike) 28:31.06
3 Aaron Ramirez (Mizuno TC) 28:32.54
(1st place in each heat)
Heats: 1: 1. Jacobs 30:20.77. 2: 1. Porter
31:52.62.

110m High Hurdles:

Final
1 Jack Pierce (Mizuno TC) 13.13
2 Tony Dees (Nike Int'l) 13.23
3 Arthur Blake (Mazda TC) 13.30
Californians:
4 Greg Foster (WorClass, ex-UCLA) 13.32



KEVIN YOUNG

Photo by Bill Leung, Jr.

6 Henry Andrade (ex-Hir.Jhnson,Sac) 13.59
(Includes 1st place in each heat + Californians)
Heats: 1: 1. Dees 13.38; also: 2. Foster 13.53, 4.
Andrade 13.69, 5. Robert Reading (ex-USC) 14.03,
6. Malcolm Dixon (ex-Foothill CC) 14.13. 2: 1.
Pierce 13.55; also: 2. Larry Harrington (Porterville
CC) 13.990, 4. Patrick Duffy (ex-Cal) 14.18; Kevin
Young (ex-UCLA) dnc. 3: 1. Mark Crear (ex-USC)
13.67; also: 5. Rod Jett (ex-Cal) 13.99. 4: 1. Blake
13.64; also: 4. Tonie Campbell (ex-USC) 13.81, 8.
Eugene Swift (ex-Merritt CC) 14.28.

Quarters: 1: 1. Pierce 13.52; also: 2. Foster
13.56, 4. Harrington 13.74, 5. Campbell 13.87. 2: 1.
Crear 13.55; also: 6. Reading 13.80, 7. Dixon 14.08,
8. Duffy 14.21. 3: 1. Dees 13.44; also: 3. Andrade
13.83, 6. Jett 13.94, 7. Swift 14.06.

Semis: 1: 1. Pierce 13.42; also: 5. Campbell
13.80, 6. Harrington 13.85, 8. Crear 14.09. 2: 1.
Dees 13.36; also: 2. Foster 13.56, 4. Andrade
13.76, 5. Reading 13.94.

400m IH:

Final
1 Kevin Young (Reebint'l, ex-UCLA) 47.89
2 David Patrick (Flo-Jo Int'l, L.A.) 48.01
3 McClinton Neal (adidas) 48.52

Californians:
5 Nat Page (Los Angeles) 49.29
7 Martin Beck (UCLA) 49.59
(Includes 1st place in each heat + Californians)

Heats: 1: 1. Young 48.57; also: 3. Maurice Hor-
ton (ex-Long Beach CC) 50.38, 4. John Register
(US Army, SF) 50.64. 2: 1. Neal 49.69; also: 3.
George Porter (ex-USC) 50.81, 8. Gordon Bugg
(ex-Mt. SAC) 52.36. 3: 1. Patrick 49.78; also: 3.
Page 49.98. 4: 1. Adkins 49.77; also: 2. Beck
49.81.

Semis: 1: 1. Young 48.18; also: 3. Page 49.18, 7.
Porter 50.14. 2: 1. Patrick 48.23; also: 3. Beck
49.83, 6. Horton 50.17.

20k Walk:

Final
1 Allen James (AIA) 1:29:38
2 Gary Morgan (NYAC) 1:30:23
3 Jonathan Matthews (San Fran) 1:30:39

High Jump:

Final
1 Hollis Conway (Nike Int'l) 7-8 1/2
2 Darrin Plab (So. Illinois Univ) 7-8 1/2
3 Charles Austin (Mazda TC) 7-7 1/4

Californians:
5 Brian Brown (So. Cal Cheetahs) 7-5
6 Brian Stanton (ex-Long Bch CC) 7-5
10t Leo Williams (Keisar TC, Clovis) 7-2 1/2
Jim Cody (ex-San Diego St) nh

(Includes top qualifier plus Californians)
Qualifying: 1. (tie) Stanton and Cody 7-2 1/2;
also: 9. (tie) Williams 7-2 1/2, Jeff Rogers (ex-Cal)
nh; Doug Nordquist (ex-Fullerton CC) dnc.

Pole Vault:

Final
1 Tim Bright (Miz TC, ex-Soquel HS) 19-0 1/4
2 Dave Volz (Nike Indiana) 19-0 1/4
3 Kory Tarpenning (Nike Int'l) 19-0 1/4

Californians:
4 Dean Starkey (ex-Logan HS) 18-8 1/4
6 Doug Fraley (PCC, ex-Fresno St) 18-4 1/2
12 Brent Burns (Univ. of California) 17-8 1/2
14 Anthony Curran (ex-UCLA) 17-8 1/2

(Includes top qualifier plus Californians)
Qualifying: 1. Starkey 18-4 1/2; also: 5. Bright
18-0 1/2, 7. (tie) Curran 18-0 1/2. 11. (tie) Burns
18-0 1/2, 16. Fraley 18-0 1/2, Mike Tully (ex-UCLA)
nh.

Long Jump:

Final
1 Mike Powell (Ft Locker, ex-UCLA) 28-3 1/2
2 Carl Lewis (SMTC) 28-0
3 Joe Greene (NYAC) 27-1 1/4

Californians:
4 Michael Conley (Nike) 26-7 1/4
6 Keith Holley (ex-Taft CC) 26-0 1/4
7 Larry Myricks (Goldwin TC, L.A.) 25-9 1/2

Qualifying: 1. Powell 27-5 1/4; also: 4. Myricks
26-0 3/4, 10. (tie) Holley 25-6.

Triple Jump:

Final
1 Charlie Simpkins (Nike) 58-7 1/4
2 Mike Conley (Nike) 58-0 1/4
3 John Tillman (Unat) 56-7 1/4

Californians:
4 Ray Kimble (ex-Chabot) 56-4w(55-5 1/2)
6 Kenny Harrison (Berk) 55-11 1/4w(55-0)
7 Robert Cannon (LA) 55-2 1/4w(54-6 1/2)
8 Willie Banks (ex-UCLA) 54-10 1/4w(54-10)

10 Tyrone Scott (ex-M.Verde,CiHt) 53-9 3/4
11 Greg Harper (Goldwin TC) 54-2
13 Reggie Jackson (Fresno State) 52-2

Qualifying: 1. Conley 56-1; also: 2. Harrison
55-11 3/4, 4. (tie) Cannon 54-10 3/4, 9. Banks 53-
11, 10. Jackson 53-9 3/4, 11. Scott 53-7, 12. (tie)
Kimble 53-5, 16. (tie) Don Parish (ex-Cal Poly Po-
mona) and Dmltry Piterman (ex-Cal) 52-9 1/2, 22.
Keith Holley (ex-Taft CC) 51-1 1/2; Henry Ellard
(ex-Fresno St) nm.

Shot Put:

Final
1 Mike Stulce (Unat) 70-5 1/4
2 James Doehring (ex-San Jose St) 69-2
3 Ronald Backes (Nike Int'l) 68-1 3/4

Californians:
4 Gregg Tafrales (ex-Skyline CC) 67-7 1/2
9 Brent Noon (ex-Fallbrook HS) 62-7 3/4

Qualifying: 1. Stulce 69-2 3/4; also: 3. Tafrales
65-7 1/2, 4. Doehring 64-9 1/4, 8. Noon 63-3 1/4,
17. John Godina (UCLA) 58-11 1/4; Billy McDanell
(ex-CSBakersfield) nm.

Discus:

Final
1 Kamy Keshmiri (Unat) 211-10
2 Anthony Washington (S&S TC) 207-8
3 Mike Buncic (San Jose) 207-6

Californians:
5 Brian Blutreich (NYAC, ex-UCLA) 199-0
9 John Godina (UCLA) 184-2
12 Mike Gravelle (ex-Skyline CC) 174-0

(Includes top qualifier plus Californians)
Qualifying: 1. Keshmiri 217-4; also: 2. Blutreich
196-1, 3. Buncic 196-0, 6. Godina 193-9, 8. Gra-
velle 186-6.

Hammer:

Final
1 Jud Logan (NYAC) 262-10
2 Lance Deal (NYAC) 262-3

continued next page...

Olympic Trials

3 Ken Flax (ex-Redwd HS, Larkspur) 254-5
Californians

8 Kevin McMahon (ex-Bellirmine, SJ) 215-5
(Includes top qualifier plus Californians)

Qualifying: 1. Logan 251-8; also: Flax 239-0, 9. McMahon 215-4, 16. David Popejoy (Stanford) 207-3, 18. David Debus (ex-CS Hayward) 206-5, 20. Jan DeSoto (ex-San Jose St) 203-10, 23. David McKenzie (ex-Sacramento St) 198-11, 24. Andy Sheaffer (ex-UCSB) 198-8, 29. Mike Fritchman (ex-CS Bakersfield) 192-1, 30. Scott Sargeant (UC San Diego) 192-0, 31. Pat Thiss (ex-San Diego St) 191-10.



MIKE BARNETT

Fine Flicks by Don Gosney

Javelin:

Final
1 Tom Pukstys (Mizuno TC) 262-5
2 Mike Barnett (ex-Azusa Pacific) 256-7
3 Brian Crouser (NYAC) 254-7

Californians:
6 Jason Bender (ex-UCLA/S&S TC) 240-10
9 Dave Stephens (ex-CsNrthrdg) 230-4
11 Todd Riech (Fresno State) 227-7
(Includes top qualifier plus Californians)

Qualifying: 1. Pukstys 260-2; also: 2. Barnett 252-5, 7. Bender 235-8, 10. Riech 232-10. 12. (tie) Stephens 224-5, 14. Alan Collatz (ex-CS Bakersfield) 223-2, 15. Jim Connolly (ex-UCLA) 220-7, 17. Erik Smith (UCLA) 217-8.

Decathlon:

Final
1 David Johnson (ex-Azusa Pacific) 8649
11.18, 23-10 1/4, 49-4 1/2, 6-6 3/4, 48.21,
14.44, 159-9, 17-0 3/4, 244-8, 4:27.17.
2 Eric Long (Univ. of Tennessee) 8237
11.32, 24-0 3/4, 50-8 1/4, 6-11 1/2, 49.95,
14.83, 158-1, 16-8 3/4, 192-10, 4:46.42.
3 Rob Muzzio (Visa-USA) 8163
11.26, 23-5 1/4, 53-0 1/4, 6-6 3/4, 49.45, 14.89,
165-4, 16-0 3/4, 185-2, 4:36.54.

Californians:
9 Sheldon Blockburger (ex-OranCst) 7930
11.09, 24-9 1/4, 48-9 1/2, 6-5 1/2, 49.76, 15.25,
133-9, 16-8 3/4, 193-0, 4:53.64.
12 Chris Wilcox (ex-CSLA) 7763
10.70, 23-3 1/2, 44-11 3/4, 6-6 3/4, 47.73
15.03, 137-7, 14-9 1/4, 154-4, 4:36.12.
15 Christopher Huffins (ex-Cal) 7662
10.55, 25-6, 42-2 1/4, 6-4 1/4, 48.41, 14.54,
145-2, 12-1 1/2, 176-2, 4:59.24.
18 John Schwepker (Los Angeles) 7514
11.20, 23-4 1/2, 42-8 3/4, 6-2, 49.47, 15.08,
121-4, 15-9, 179-9, 4:36.91
20 Jack Hoyt (Los Angeles) 7378
11.57, 24-6 1/2w, 42-9 1/4, 6-10 1/2, 51.55,
15.30, 143-4, 14-1 1/4, 162-8, 4:58.30

Mike Gonzales (ex-USC) dnf (13.23, nm, wd).

Women's Results

100m:

Final
1 Gwen Torrence (Mazda TC) 10.97
2 Gail Devers (ex-UCLA) 11.02
3 Evelyn Ashford (ex-UCLA) 11.17


Californians:
5 Marion Jones (ThousOksHS) 11.29
(Includes 1st place in heats plus Californians)
Heats: 1: 1. Torrence 11.26; also: M. Jones 11.44.
2: 1. Devers 11.31; also: 2. Diane Williams (ex-CSLA) 11.43, 4. Inger Miller (USC) 11.58. 3: 1. Guidry 11.33; also: 4. Alice Brown (ex-CS Northridge) 11.70; Julia Turing (ex-Cuesta CC) dnc. 4: 1. Finn 11.26; also: 2. Ashford 11.32, 4. Chryste Gaines (Stanford) 11.55.

Quarters: 1: 1. Torrence 11.10; also: 2. Ashford 11.19, 3. Gaines 11.40, 4. Williams 11.43. 2: 1. Guidry 11.12; also: 2. Devers 11.18, 3. M. Jones 11.28, 5. Miller 11.41, 6. Brown 11.49. 3: 1. E. Jones 11.15.

Semis: 1: 1. Torrence 11.09; also: 2. Ashford 11.11, 3. Devers 11.32, 5. Gaines 11.53, 6. Williams 11.62, 8. Brown 11.65. 2: 1. Guidry 11.09; also: 4. M. Jones 11.29, 6. Miller 11.47.

200m:

Final
1 Gwen Torrence (Mazda TC) 22.03
2 Carlette Guidry (Nike Int'l) 22.24
3 Michelle Finn (Mazda TC) 22.51



GAIL DEVERS

Photo by Keith Conning

Californians:
4 Marion Jones (ThousOaks HS) 22.58
8 Chryste Gaines (Stanford) 23.04
(Includes 1st place in heats plus Californians)

Heats: 1: 1. Torrence 23.07; also: 6. Crystal Irving (ex-Long Beach CC) 23.93. 2: 1. Young 22.99; also: 2. M. Jones 23.00, 6. Rosie Williams (ex-East Union HS) 23.95. 3: 1. Guidry 22.56; also: 2. Gaines 23.39, 7. Julia Turing (ex-Cuesta CC) 27.78. 4: 1. Webber 22.95; also: 4. Diane Williams (ex-CSLA) 23.66.

Quarters: 1: 1. E. Jones 23.17; also: 3. Gaines 23.45, 5. D. Williams 23.70. 2: 1. Torrence 23.24; also: 7. Irving 24.24, 8. R. Williams 24.33. 3: 1. Guidry 23.08; also: 2. M. Jones 23.12.

Semis: 1: 1. Torrence 22.27; also: 5. D. Williams 23.31. 2: 1. Guidry 22.41; also: 3. M. Jones 22.91, 4. Gaines 23.07.

continued next page...

Olympic Trials

400m:

Final	
1	Rochelle Stevens (Nike Atlantic Cst) 50.22
2	Jearl Miles (Reebok RC) 50.30
3	Natasha Kaiser (SoCal Cheetahs) 50.42
Californians:	
5	Denean (Howard) Hill (ex-CSLA) 50.89

(Includes 1st place in heats plus Californians)
Heats: 1: 1. Mackey 50.66; also: 3. Sherri Howard



MARY SLANEY (left) & REGINA JACOBS

Photo by Bill Cockerham

(ex-CSLA) 52.23; Linetta Wilson (ex-Muir HS, Pasadena) dnc. 2: 1. Kaiser 51.48; also: 2. Hill 52.33. 3: 1. Stevens 51.64. 4: 1. Leatherwood 51.50; also: Michelle Taylor (ex-USC) dnc. 5: 1. Dixon 51.94; also: 3. Crystal Irving (ex-Long Beach CC) 53.39.

Quarters: 1: 1. Mackey 50.46; also: 3. Hill 51.90. 2: 1. Stevens 51.03. 3: 1. Kaiser 51.58; also: 5. Irving 53.23. 4: 1. Leatherwood 51.44; also: 3. S. Howard 52.01.

Semis: 1: 1. Stevens 50.06; also: 4. Hill 50.86, 7. S. Howard 51.86.

800m:

Final	
1	Joetta Clark (Foot Locker AC) 1:58.47

2	Julle Jenkins (Reebok RC) 1:59.15
3	Meredith Rainey (Nike Boston) 1:59.18

Californians

6	Alisa Hill (Los Angeles) 2:01.38
---	----------------------------------

(Includes 1st place in heats plus Californians)
Heats: 1: 1. Richburg 2:01.28; also: 2. Hill 2:01.52, 7. Renee Manfredi (Sacramento) 2:07.60, 8. Stephanie Best (Palo Alto) 2:09.42. 2: 1. Clark 2:04.26; also: 2. Kim Gallagher (Los Angeles) 2:04.64, 3. Kim Toney (ex-Atascadero HS) 2:04.80, 4. Michelle Taylor (ex-USC) 2:05.29, 6. Kerri Zaleski (ex-Long Beach St) 2:06.73, 7. Laura Baker (Cal) 2:07.97. 3: 1. Halliday-Over 2:04.00. 4: 1. Rainey 2:03.86; also: 8. Rose Monday (ex-CS Northridge) 2:09.36.

Semis: 1: 1. Rainey 2:00.60; also: 6. Toney 2:05.52, 7. Gallagher 2:07.03. 2: 1. Clark 2:01.49; also: 2. Hill 2:01.67, 8. Taylor 2:05.85.

1500m:

Final	
1	Regina Jacobs (ex-Stanford) 4:03.72
2	PattiSue Plumer (ex-Stanford) 4:04.04
3	Suzy Hamilton (Los Angeles) 4:04.53

Californians:

4	Mary Slaney (ex-Orange HS) 4:05.43
6	Alisa Hill (Los Angeles) 4:08.32
11	Ruth Wysocki (ex-Citrus CC) 4:14.36

(Includes 1st place in heats plus Californians)

Heats: 1: 1. PS Plumer 4:14.61; also: 5. Wysocki 4:15.72, 9. Darcy Arreola (ex-CS Northridge) 4:17.06, 12. Patty Blunck (San Diego) 4:31.82. 2: 1. Slaney 4:13.07; also: 2. Jacobs 4:13.54, 7. Polly Plumer (ex-UCLA) 4:16.70, 10. Melissa Martel-Accetta (ex-UCSB) 4:24.83. 3: 1. Hill 4:15.61; also: 2. Hamilton 4:16.07, 3. Ceci St. Geme (ex-Stanford) 4:16.29, 9. Stephanie Best (Palo Alto) 4:22.40.

Semis: 1: 1. Jacobs 4:17.10; also: 2. Hamilton 4:17.35, 4. Wysocki 4:17.55, 6. Hill 4:17.86, 12. Polly Plumer 4:24.55. 2: 1. PS Plumer 4:09.78; also: 2. Slaney 4:10.35, 8. Arreola 4:17.86; St. Geme dnf.

3000m:

Final	
1	PattiSue Plumer (ex-Stanford) 8:40.98
2	Shelly Steely (Mizuno TC) 8:41.28
3	Annette Peters (Nike West) 8:42.31

Californians:

6	Mary Slaney (ex-Orange HS) 9:02.60
10	Buffy Rabbitt (ex-UCI) 9:12.97

(Includes 1st place in heats plus Californians)

Heats: 1: 1. Taylor 9:11.24; also: 7. Carol Keller (ex-CS Northridge) 9:25.55, 9. Carla Borovicka 9:35.16; Kathy Kanen (San Luis Obispo) dnf. 2: 1. PS Plumer 9:02.42; also: 2. Slaney 9:04.36, 8. Rabbitt 9:15.96, 10. Polly Plumer (ex-UCLA) 9:29.80, 11. Laura Cattivera (ex-Mira Costa HS, Manhattan Beach) 9:32.90.

5000m Invitational:

Final (Non-Olympic Event)	
1	Christine Boyd (Unat) 16:20.22
2	Therese Devlin (Dartmouth) 16:21.86
3	Sandy Ham (Colorado State) 16:26.32
Californians:	
4	Deena Drossin (ex-Agoura HS) 16:27.32

7	Katy McCandless (ex-Castilleja) 16:43.33
	Kathy Smith (ex-Stanford) dnf

10,000m:

Final	
1	Lynn Jennings (Nike Int'l) 32:55.96
2	Judi St. Hilaire (Nike Int'l) 33:03.39
3	Gwynneth Coogan (Adidas) 33:04.64

Californians:

4	Sylvia Mosqueda (ex-CSLA) 33:17.11
16	Rosa Gutierrez (San Jose) 35:09.44

(Includes 1st place in heats plus Californians)

Heats: 1: 1. Mosqueda 34:20.86; also: Jamie Park (ex-Santa Barbara HS) dnf. 2: 1. Jennings 33:56.72; also: 6. Gutierrez 33:59.61; Sabrina Han (ex-Cal) dnf.

10K Walk:

Final	
1	Deborah Lawrence (Unat) 45.46
2	Victoria Herazo (California Walkers) 46.21
3	Michelle Rohl (Parkside Athletic Club) 46.50

Californians:

5	Cindy March (Golden Gate RW) 47.52
---	------------------------------------



DEENA DROSSIN (left) & KATY McCANDLESS

Photo by Bill Cockerham

Olympic Trials

- 8 Kimberly Wilkinson (Mtry PenWC) 49.37
 16 Karen Stoyanowski (West Vly TC) 52:30
 Francene Bustos (Easy Striders, LB) DQ

2000m Steeplechase Invitational:

- Final (Non-Olympic Event)
 1 Gina Willbank (Unat) 6:57.61
 2 Barbara Bolden (Unat) 7:00.98
 3 Christine Morgan (ex-LongBchSt) 7:04.73
 Carla Borovicka (San Francisco) dnc

100m Hurdles:

- Final
 1 Gail Devers (ex-UCLA) 12.55
 2 LaVonna Martin (Reebok RC) 12.71
 3 Lynda Tolbert (Nike) 12.74

Californians:

- 6 Arnita Myricks (SoCal Cheetahs) 13.63
 (Includes 1st place in heats plus Californians)
 Heats: 1: 1. McKenzie 13.41; also: Darla Vaughn (San Diego St) dq. 2: 1. Tolbert 13.07; also: 6. Stephanie Thomas (US Army, SF) 13.69. 3: 1. Devers 12.86; also: 5. Myricks 13.57, 7. Kwani Stewart (ex-Yuba City HS) 13.81, 8. Rochelle Frazier (ex-EI Camino CC) 14.33. 4: 1. Bowles 13.13, 2. Jackie Joyner-Kersey (ex-UCLA) 13.36, 3. Rhonda Colvin (CS Hayward) 13.72, 6. LaShawn Simmons (ex-Mt. SAC CC) 13.81.

Quarters: 1: 1. Martin 12.80; also: 4. Simmons 13.46, 5. Colvin 13.46, 8. Thomas 13.59. 2: 1. Bowles 12.94. 3: 1. Devers 12.93; also: 3. Myricks 13.32, 4. Joyner-Kersey 13.34, 7. Stewart 13.58.

Semis: 1: 1. Tolbert 12.78; also: 4. Myricks 13.18, 8. Simmons 13.55. 2: 1. Devers 12.67; also: 5. Joyner-Kersey 13.03, 7. Colvin 13.30.

400m Hurdles:

- Final
 1 Sandra Farmer-Patrick (LA) 53.62
 2 Tonja Buford (Univ. of Illinois) 54.75
 3 Janeene Vickers (ex-UCLA) 54.80

(Includes 1st place in heats plus Californians)
 Heats: 1: 1. Farmer-Patrick 55.85; also: 2. Vickers 56.31, 4. Michelle DeCoux (USC) 58.05. 2: 1. Roberts 56.20. 3: 1. Batten 55.52; also: 2. Linetta Wilson (ex-Muir HS, Pasadena) 57.12, 8. Gina Albanese (Cal Poly SLO) 1:03.12. 4: 1. Williams 57.33; also: 7. Roslyn Mack (Cal) 1:01.00.


Semis: 1: 1. Batten 55.01. 2: 1. Farmer-Patrick 54.94; also: 2. Vickers 55.61, 7. Wilson 58.06; DeCoux dnc.

High Jump:

- Final:
 1 Tanya Hughes (Nike Coast) 6-3 1/2
 2 Amber Wefty (Unat) 6-2 1/4
 3 Sue Rembao (ex-CPSLO) 6-2 1/4

Californians:

- 4 Vicki Borsheim (Westwood) 6-2 1/4
 7T Karol Damon (ex-RedlandsHS) 6-1 1/4
 Denise Gaztambide (ex-Stanford)
 Shelley Nixon (ex-Long Beach St)
 12 Lisa Bernhagen-Ramos (ex-Stanf) 6-1 1/4



JANEENE VICKERS

Photo by Keith Conning

- 13 Clare Look-Jaeger (Los Angeles) 5-10 3/4
 14T Jan Wohlschlag (Oakland) 5-10 3/4
 (Includes top qualifier[s] plus Californians)

Qualifying: 1. (tie) Henry, Hughes, Bradburn, Bernhagen-Ramos, Borsheim, Wohlschlag, Hall, Gaztambide, Nixon & Wefty 5-10 3/4; also: 11. (tie) Rembao, Damon & Look-Jaeger 5-10 3/4; Julianne Broughton (ex-Woodland HS) & Crissy Mills (ex-Campbell Hall HS, LA) nh; Jackie Joyner-Kersey (ex-UCLA) dnc.

Long Jump:

- Final
 1 Jackie Joyner-Kersey (ex-UCLA) 23-2 3/4
 2 Sheila Echols (Nike) 22-8
 3 Sharon Couch (Unat) 21-10 3/4

Californians:

- 5 Tonya Sedwick (ex-UCLA) 21-3 1/4
 6 Sheila Hudson (ex-Cal) 21-0 1/2
 7 Gwen Loud (ex-WestchestrHS) 20-10 3/4
 (Includes top qualifier[s] plus Californians)
 Qualifying: 1. Sedwick 21-10; also: 3. (tie) Joyner-Kersey 21-4 3/4, 6. (tie) Hudson & Loud 20-11 3/4, 13. Wendy Brown (USC) 20-7 3/4, 21. Marieke Veltman (UCI) 19-2 1/2; Juliana Yendork (ex-Walnut HS) dnc.

Triple Jump Invitational:

- Final (Non-Olympic Event)
 1 Sheila Hudson (ex-Cal) 46-8 1/4
 2 Robyne Johnson (ex-BerkHS) 44-5 1/2
 3 Diana Wills-Orange (Unat) 43-5 1/4

Shot Put:

- Final
 1 Connie Price-Smith (Nike Coast) 62-6 1/2
 2 Ramona Pagel (ex-SanDiegoSt) 59-6 3/4
 3 Bonnie Dasse (ex-SanDiegoSt) 58-5 1/4

Californians:

- 4 Pamela Dukes (ex-Stanford) 57-4 1/4
 5 Dawn Dumble (UCLA) 54-3 3/4
 7 Melissa Weis (ex-UCLA) 52-4
 9 Rica Brown (ex-CS Bkfid) 50-7 1/2
 12 Dot Jones (ex-FresnoSt) 48-10

Qualifying: 1. Pagel 59-5 1/2; also: 3. Dasse 54-11 1/4, 4. Dukes 54-3 1/4, 6. Weis 51-9 1/4, 7. Jones 51-9, 8. Dumble 51-0, 10. Brown 50-6, 13. Daryel Mitchell (ex-Vallejo HS) 59-1 3/4, 18. Tracie Millett (ex-UCLA) 46-11.

Discus:

- Final
 1 Connie Price-Smith (Nike Coast) 202-6
 2 Carla Garrett (Nike Coast) 198-7
 3 Penny Neer (Nike Coast) 193-6

Californians:

- 6 Lacy Barnes (ex-Fresno St) 190-3
 9 Tracie Millett (ex-UCLA) 177-0
 11 Melissa Weis (ex-UCLA) 168-10
 12 Pamela Dukes (ex-Stanford) 168-6

(Includes top qualifier[s] plus Californians)

Qualifying: 1. Price-Smith 195-3; also: 4. Barnes 179-7, 6. Millett 177-10, 8. Weis 171-3, 9. Dukes 171-1; Dawn Dumble (ex-UCLA) dnc.



RAMONA PAGEL

Fine Flicks by Don Gosney

Hammer Throw:

- (Non-Olympic Event)
 1 Sonja Fitts (un) 185-4

Olympic Trials



SUE REMBAO

Photo by Bill Cockerham

- | | | |
|---|---------------------------|-------|
| 2 | Alexandra Earl-Givan (un) | 181-4 |
| 3 | Bonnie Edmondson (un) | 177-0 |

Javelin:

Final

- | | | |
|---|----------------------------------|-------|
| 1 | Donna Mayhew (ex-GlendaleCC) | 189-1 |
| 2 | Marlyn Senz (Tenn Air Nat Guard) | 186-7 |
| 3 | Meg Ann Foster (Team Florida) | 183-7 |

Californians:

- | | | |
|----|------------------------------|--------|
| 4 | Erica Wheeler (ex-Stanford) | 177-11 |
| 5 | Cathie Harris (ex-FresnoSt) | 175-3 |
| 9 | Nicole Carroll (ex-FresnoSt) | 165-9 |
| 11 | Ashley Selman (USC) | 154-10 |

Qualifying: 1. Mayhew 200-7; also: 5. Wheeler 170-5, 6. Carroll 166-3, 10. Selman 160-9, 11. Harris 160-0, 13. Mary Andrews (ex-Stanford) 153-2, 14. Staci Raine (ex-SF St) 152-0, 23. Karin Smith (ex-Cal Poly SLO) 118-1 (inj).

Heptathlon:

Final

- | | | |
|---|--|------|
| 1 | Jackie Joyner-Kersey (ex-UCLA) | 6695 |
| | 12.93, 6-0 3/4, 50-2 3/4, 23.67, 22-10 3/4, 153-3, 2:32.53 | |

- | | | |
|---|--|------|
| 2 | Cindy Greiner (Nike Coast) | 6223 |
| | 13.61, 6-2, 47-1 1/2, 25.15, 21-0 3/4, 126-10, 2:22.08 | |
| 3 | Kymberly Carter (Unat) | 6200 |
| | 14.17, 5-10 1/2, 47-10 3/4, 24.99, 19-10 1/2, 135-5, 2:06.96 | |

Californians:

- | | | |
|---|---|------|
| 5 | Sharon Hanson-Hainer (ex-CPSLO) | 6078 |
| | 13.50, 5-5 3/4, 39-0 1/2, 24.55, 20-6 1/2, 148-6, 2:12.43 | |

- | | | |
|---|--|------|
| 7 | Crystal Young (ex-Mt.SAC) | 5700 |
| | 14.93, 5-9 1/4, 47-7 3/4, 25.69, 18-4 1/2, 139-9, 2:20.10. | |
| 9 | Clare Look-Jaeger (Los Angeles) | 5674 |
| | 14.57, 6-0 3/4, 39-6, 26.59, 19-6 3/4w, 117-5, 2:16.53 | |



JACKIE JOYNER-KERSEE

Fine Flicks by Don Gosney

Keep up with track & field and cross country
STATEWIDE...

**SUBSCRIBE TO
CALIFORNIA
Track News**

California Track and Cross Country Coaches Alliance

1992-93 Membership Update:

In its fourth year the CALIFORNIA TRACK AND CROSS COUNTRY COACHES ALLIANCE continues to expand its scope, involvement, and improvement regarding our two sports within the state.

Why Should I Join The Coaches Alliance?

The CALIFORNIA TRACK AND CROSS COUNTRY COACHES ALLIANCE is the only organization in the state whose purpose is to improve the sports of Cross Country and Track and Field. Additionally, during the 91/92 year we honored 36 coaches throughout the state for their contributions to our sport.

Provides a unified voice for concerns regarding our sports to the governing bodies within the state. As experience shows a group consensus helps to bring about change more effectively than isolated individual concerns.

The COACHES ALLIANCE was directly involved in helping to create a change in the State Cross Country meet format from three divisions to four.

In an effort to assist coaches with their continued growth of knowledge regarding their sport, the COACHES ALLIANCE will be involved with clinics at Stanford, Fresno State, and San Diego during the month of January.

The State CIF has thought enough of the ALLIANCE to include two of its members on a select CIF Track and Cross Country Advisory Committee. Additionally, during the 92/93 season the ALLIANCE will assist the state office in helping to select section honor coaches for the state meet program.

What Do I Receive For My Membership?

COACHES ALLIANCE members will receive monthly editions of **California Track News**, the official publication of the ALLIANCE. Each month, members will be kept current with happenings around the state in the COACHES ALLIANCE section of the magazine. Both cross country and track will be covered.

COACHES ALLIANCE meetings organized around the **CIF/REEBOK** State Meets in Cross Country and Track and Field. Using representatives from all the various sections in the state, members will be able to make concerns regarding their sport heard.

If you would like to join, please fill out the following: (Please Print)

Name: _____

School: _____ Section: _____

Mailing Address: _____

City: _____ Zip: _____

Phone: Home (____) _____ School (____) _____



Dues for 1992/93 year (Tax Deductible) \$25.00 -- Individual Membership / \$50.00 -- School Membership*
Make check out to Coaches Alliance and send to:

Dennis McClanahan--Treasurer ■ 4957 East Heaton Ave. ■ Fresno, CA 93727

***School Membership \$50** --- Schools will receive discounts for all members of their staff at clinics as well as a second copy of California Track News (you can have it sent to the library, or a second copy for your staff)

School: _____ Mailing Address: _____

City: _____ Zip: _____

PREP NOTES

By KEITH CONNING

■ COACH DONALD LEE DOOLEY (SAN MATEO) DIES

I was in the press box during the NCAA Championships at the University of Texas at Austin, when Fred Baer gave me the sad news.

Don Dooley, who had contributed so much to the sports of high school cross country and track and field, died of a heart attack while on a bicycle ride near his home.

I've known Don for 20 years. He and Bob Rush, the coach at the College of San Mateo, built the Crystal Springs cross country course, which is the permanent home for all Central Coast Section championships. The first Kinney Western Regional and a AAU National Championship were held there.

Dooley coached Matt Giusto (San Mateo 1984/Arizona 1988), who won the Kinney National cross country championship his senior year at San Mateo. Giusto won the 5,000 meters at the NCAA in 1988 and was ranked #10 in the United States by *Track & Field News*. He had the third fastest time by an American in the 5,000 meters at 13:30.60 through June 12. Unfortunately, at the Olympic Trials he sustained an injury during warm-ups and was not able to compete in the meet.

Dooley also coached Kim Schnurpfeil, who was an outstanding distance runner at San Mateo and Stanford.

Annually each CIF section selects an individual who has contributed notably to the sport of track and field. This year the Central Coast Section selected Dooley. His picture and the following description was included in the State Meet program this year.

"Donald Dooley, track coach at San Mateo for more than two decades, began his teaching career at San Mateo High in 1965. He became head cross country coach in 1968 and head track coach the next year. In track, his teams have won several league championships and at one time had a four-year undefeated record. In 17 of the last 22 years, he has had a least one participant at the CIF/Reebok State Track Finals and seven athletes in the Olympic Trials. In 1990, Don was honored as the California Coaches Alliance Cross Country Coach of the Year."

We'll miss you Don!

■ MARION JONES TURNS DOWN OLYMPIC OPPORTUNITY

New Orleans, Louisiana, June 20--Marion Jones (Thousand Oaks) made the U.S. Olympic Track and Field team by placing fifth in the 100 meters in 11.29 (-0.54), but she has decided not to go to the Olympics. Instead, she will compete in the TAC Junior Championship for a chance to qualify for the World Junior Championship in Seoul, Korea.

"I felt good, my start was good, not as good as the first that was called back," said Jones. "At 50 meters I was alright, then I relaxed and that was the difference in my finishing where I did. It was a great race and I was happy to be a part of it. I am now ready for the 200 which I believe is my best race. I think they are the same in some respects, but mentally I am a better 200 meter runner."

All the finalists in the 100 meters were named to the 400 meter relay team.

Coach Barbara Jacket explained that she selects two complete relay teams, because many of the meets in Europe don't provide competition for her first team.

Jones would have been the youngest member of the track team and the only high schooler to make the team. She was born on October 12, 1975 in Los Angeles.

In the first round Jones placed third in section 1 in 11.44 (-1.78).

In the quarterfinals Jones placed third in section 2 in 11.28 (-0.74).

In the semi-finals Jones placed fourth in section 2 in 11.29 (-1.82).

"I came out of the blocks really well, I felt good the whole race and my lean worked really well," said Jones. "I am happy to be in the final. Everything is forgotten now. All the races run yesterday, all the rankings, everything. We're all running for a spot on the team, and I believe my chances are pretty good."

■ MARION JONES SETS A NEW NATIONAL RECORD IN THE 200 METERS

New Orleans, Louisiana, June 28--Marion Jones (Thousand Oaks) set a new American Junior (under 20 years of age) and national

high school record of 22.58 (+0.8) in the 200 meters. She finished fourth in the 200 meter final at the Olympic Trials. The old record of 22.67 was set by Jones at Mission Viejo on May 16. She improves to seventh on the World Junior all-time list.

"I'm disappointed," said Jones.

In the first round Jones placed second in section 2 in 23.00 (-0.38).

In the quarterfinals Jones placed second in section 3 in 23.12 (-2.23).

In the semifinals Jones placed third in section 2 in 22.91 (-0.97).

"It's been real hot so I was glad to get the running over with," said Jones. "It went good. I haven't been running off the turn as well as I'd like. I run well on the straightaways but tomorrow I want to get the perfect race. I feel good and confident. I think I'm going to do really well tomorrow."

■ NATION'S BEST HIGH SCHOOL TRACK & FIELD ATHLETES ANNOUNCED BY GATORADE CIRCLE OF CHAMPIONS

California's Jones Wins Second National Award; Texas' Fields Takes Boys' Honor

New Orleans, June 25--Sheddic Fields, a senior long jumper and sprinter from Dallas, and Marion Jones, a junior sprinter from Thousand Oaks, today were named the 1992 Gatorade Circle of Champions National High School Track & Field Athletes of the Year by The Gatorade Company and Scholastic Coach magazine. Both are competing in the 1992 Olympic Trials.

The award, based on overall athletic and academic performance throughout their high school careers, distinguishes Fields and Jones as the best high school track and field athletes in the nation. The selection was made by the Gatorade National Advisory Board comprised of 10 national and regional sports writers.

Fields, a graduate of Dallas' South Oak Cliff High School, was previously chosen as both the Texas Athlete of the Year and the

continued next page...

PREP NOTES

Southwest Region Athlete of the Year. He is the fifth Texan to receive national Gatorade honors. Previous Texans to earn the national Gatorade Circle of Champions award are: La-Bradford Smith (Bay City/87/Basketball); Todd Van Poppel (Arlington/90/Baseball), who was signed by the Oakland A's; Bryan Bronson (Jasper/91/Track & Field), who won the 200 meters and 300 meter intermediate hurdles at the 1991 Golden West Invitational in Sacramento; and Chryste Gaines (Dallas/88/Track & Field), who competed for Stanford.

A 6-3, 180-pound long jumper, Fields topped the nation this year with a leap of 25-11 1/2 and posted a windy jump of 26-5 1/2. He also had the fourth best triple jump at 50-2. Fields won the Texas state meet in the triple and placed second in the long jump. Captain of the Golden Bears' track & field and football teams, Fields runs the second leg of the nation's fastest 4x200 (1:25), and the third fastest 4x100 (40.5) and 4x400 (3:12.17) relays. During the season, Fields also ran 10.3 in the 100 meters and 21.0 in the 200-meter race.

Fields is bound for the University of Houston.

Jones, a 5-11 sprinter at Thousand Oaks High School outside of Los Angeles, was previously named at the California and Pacific Region Athlete of the Year. Last year Jones received the state, regional and national Gatorade award. She set a precedent then, becoming the first non-senior to win the national award. Her record-setting streak continues this year as she is the first two-time winner of the Gatorade Circle of Champions National award.

Running for the Lancers, Jones' record-setting ways went beyond the Gatorade program. She set a new U.S. high school mark in the 200 at 22.76 in the California Interscholastic Southern Section meet. Her 100-meter time, which she posted at the California state meet, is the No. 2 all-time high school performance at 11.14 and tops the nation this year. Jones ran the third best 400 in the country this year at 54.44, setting a new Thousand Oaks High School record.

Although she suffered a broken wrist during the basketball season, Jones is a stellar competitor on the court as well. An intense competitor in the classroom as well as on the track and the court, Jones maintains a B average.

"Her intensity is one of the reasons she's so successful," said Art Green, track and

field coach at Thousand Oaks High School. "But along with that intensity, she's a happy-go-lucky teenager. She is very funny--and she likes to have fun.

"Marion's a very compassionate person," continued Green. "She shows a great concern for the team, and for the sport. She has a much broader view of it than just what she's doing out there. That's very rare in such a talented athlete. Marion is a coach's dream. She's extremely unselfish and likes to keep everyone involved and she follows direction very well. She picks up on things quickly and works hard to keep improving."

Jones leads an elite list of Gatorade national track and field honorees. Past national winners Melisa Weis (Bakersfield HS/Bakersfield/90), Chryste Gaines (South Oak Cliff HS/Dallas, TX/88), Janeene Vickers (Pomona HS/Pomona, 87) and Yolanda Johnson (George Washington HS/Denver, CO/86) are competing in the Olympic Trials. Angela Burnham, the 1989 winner from Rio Mesa High in Oxnard, and who runs for UCLA, was sidelined most of the year with injuries from an auto accident.

Other national Gatorade Circle of Champions winners from California are: Lisa Leslie (Inglewood/90/Basketball); Brent Noon (Fallbrook/90/Track & Field); Eric Mastalir (Sacramento/86/Track & Field); Weis; Burnham and Vickers.

■ JEFF BUCKEY (BAKERSFIELD)

New Orleans, June 25--Jeff Buckey (Bakersfield) was selected as the California and the Pacific Region boys' track and field athlete of the year by Gatorade in the shot put and discus.

■ 23 FORMER CALIFORNIA PREPS MADE THE U.S. OLYMPIC TEAM

New Orleans, Louisiana, June 19-28--Twenty-three track and field athletes, who attended high schools in California, have been selected for the 1992 United States Olympic Team.

Class of 1970

FRANCIE LARRIEU SMITH (FREMONT, SUNNYVALE) placed third in the marathon, which was held earlier this year.

She made her first Olympic team in 1972 in the 1,500 meters.

As a junior in high school she placed sec-

ond in the 1,500 meters in 4:16.8 in the TAC championship. She was ranked second in the U.S. and ninth in the world by *Track & Field News*. She also set the national high school record. She still has the second fastest high school performance. Only Kim Gallagher (Upper Dublin, Fort Washington, Pennsylvania 1982) has run faster at 4:16.6.



As a senior, Larrieu won the 1,500 meters in 4:17.3 at TAC and was ranked number one in the U.S.

There was no California state meet for girls until 1974. *Fine Flick* by Don Gosney

Class of 1974

JONATHAN MATTHEWS (NORTH HOLLYWOOD) placed third in the 20 kilometer walk in 1:30:39.0.

"None of us have an Olympic qualifying standard so Allen (James) is probably going to be the only one to go to Barcelona," said Matthews. "I'm trying on July 7th for a 1:24."

Class of 1975

EVELYN ASHFORD (ROSEVILLE), who ran 11.5 and 24.2 as a high school senior, placed second in section 4 of the first round of the 100 meters in 11.32 (-1.94). She placed second in section 1 of the quarterfinals in 11.19 (-1.14).

"I caught a cramp in my right calf but other than that it was a good race," said Ashford. "I'm ready for the next one. (About her start) I never have a good start."

She placed second in section 1 of the semifinals in 11.31 (-1.86).

"I hope it's better in the next round," said Ashford.

She placed third in the final.

(Crying as she entered the tunnel into the athletes processing area, she asked for water and then sat down next to **MARIAN JONES** and gave her a big hug and congratulated her.) "Well I made another Olympic team and that was my goal coming in," said Ashford. "I am very happy and I am looking forward to running in Barcelona."

Ashford will be a member of the 400 meter relay team.

Class of 1977

BONNIE DASSE (COSTA MESA), who

continued next page...

PREP NOTES

threw the 8 pound shot 42-4 and set a state meet record of 134-8 in the discus as a high school senior, qualified in the shot put at 54-11 1/4. She placed third in the shot put final at 58-5 1/4. Dasse's series: 56-0, foul, foul, 55-5 1/2, 58-5 1/4, 57-0.

"I just came in here knowing if I didn't hit the throws I wouldn't make it," said Dasse. "Everybody is too good this year. I wasn't really here to compete against anybody. It was all up to me. I thought it would take 58-60 to make it. Pam (Dukes, Stanford 1986) was my biggest threat. She usually comes through in big meets.

VICTORIA HERAZO (FAIRFAX, LOS ANGELES) placed second in the 10-kilometer walk in 46:21.0, which was under the old meet record of 47:52.15 by Debbie Lawrence in 1988.

"I moved to Las Vegas six months ago to train under extreme conditions," said Herazo. "I want to thank my boss from the City of Los Angeles Department of Animal Regulation for giving me the time off from work. I also want to thank Jim Bentley, my coach, who introduced me to race walking.

"I was very excited that I made second place. I've been training very hard and hoping to break 46 minutes. Considering how the race was paced, I was very pleased."

Class of 1978

TIM BRIGHT (Phoenix, Oregon), who attended **SOQUEL** in 1976, won the pole vault at 19-0 1/4. He vaulted 14-4 as a senior in high school.

"It was hot, real hot," said Bright. "My first miss was at 19 feet. I'm shaking and I'm glad I'm not doing the decathlon anymore. I'll be 32 next month and the pole vault's a nice easy event.

"It was critical to make the bar on the first attempt.

"Going into the meet everyone had a lot of confidence in me but I was so nervous. It's nice to know people are cheering for me. My wife, my dad, two aunts and two uncles and a bunch of friends are here.

"I think I've got myself in pretty good shape. I'll build on it, go home, sit around and train."

(About 1988) "This feels way different. In the decathlon if something goes wrong in one



event you can recover. This is all or nothing. It's a real challenging sport. With a pole in your hand, anything can happen. This is far and away a different feeling than 1988. It's better.

"Let's go have a clean Games. Let's have a fair and level playing field (in Barcelona)." *Fine Flicks by Don Gosney*

JOHNNY GRAY (CRENSHAW, LOS ANGELES), who ran 1:51.1 as a high school senior, won section 3 of the first round of the 800 meters in 1:47.70, the fastest time in that round.

"First round races should be easy, if they're not then I'm not in the shape I should be in," said Gray. "I basically use a race like this to get the stiffness out and get rid of the butterflies. It's pretty much a waste of time, I've got four rounds of 800's, when Barbosa of Brasil has none. It puts me at a disadvantage when we get to Barcelona. I'm in good shape and that's what's going to make the difference this year. I like to run in front because I can make every step count. If I get boxed in while in the pack, I waste energy and time. On the other hand I know it's easy for someone to stay on my shoulder and use me for a rabbit."

Gray won section 1 of the quarterfinals in 1:47.51.

(On his 51.9 400 meter split) "I just want to keep up a good rhythm throughout the trials," said Gray. "The key is to avoid lactic acid buildup. 51.9 is about the pace I want to keep. Now I'm even wearing distance spikes.

For the final I will be switching to sprinter's spikes. In the past I haven't trained right. I've taken shortcuts. That is what hurt me running rounds and it also hurt me in the finals of major competitions. I've learned to deal with that now. I haven't been taking any shortcuts."

Gray won section 1 of the semifinals in 1:46.14.

"I don't think I've ever run better than this in a competition where you had to run rounds," said Gray. "Normally I feel the lactic acid buildup. But my shape is so exceptional I haven't felt any lactic acid buildup yet. In fact, I'm holding myself back now and it's very hard to hold yourself back. I'm glad that's over now and I can go all out on Wednesday. I want that (Olympic) medal. I've had some good races, but with that medal I will go down as one of the best 800 meter runners in history."

Gray set a new meet record of 1:42.80 in the final. The old meet record of 1:43.74 was

set by Earl Jones in 1984.

"I was very pleased with my performance but I'm really not surprised because my shape and preparation for this year has been exceptional," said Gray. "I'm just happy to get it done with. The first step has been taken. We need to go to Barcelona and beat this performance. I think this is the year.

"I planned to go 49.5 to 50 for the 400 and then 1:15 to 1:16 for the 600, then hold on for the last 200. I held on better than I thought. I feel great. I didn't even feel the lactic acid. Every fast time I've run I feel the lactic acid. The last 50 yards I eased up, but I don't want to think about that. I just want to celebrate my time and my place on the team. I'm just happy to represent the USA with Mark Everett and Jose Parilla."

DONNA MAYHEW (CRESCENTA VALLEY), who threw the javelin 144-6 as a high school senior, qualified with a throw of 200-7, the longest throw of the qualifying round. She won the javelin at 189-1.

Class of 1979

MIKE BARNETT (EDGEWOOD, WEST COVINA) qualified in the javelin with a throw of 252-5, which was the second longest throw in the qualifying round.

"I'll get six more throws and hopefully I can hit the 80 meter (262-5) mark," said Barnett. "It's a great track. (About being the first event of the Trials) I was the first thrower. I opened up the whole thing."

He placed second in the final at 256-7.

"Before we got here the idea of throwing the javelin onto an artificial surface bothered us," said Barnett. "Then when we saw that it wasn't going to bend and break your javelin it was not problem."

"I tend to force my first throw, so when I hit my second throw I loosened up. After you get a good throw off in a meet like this it feels as though a 100-pound pack falls off your shoulders."

RAMONA EBERT PAGEL (SCHURR, MONTEBELLO), who threw the 8 pound shot 46-6 1/4 and placed third in the state meet at 46-5 1/4 as a high school senior, qualified at 59-5 1/2, the longest throw in the qualifying round. She placed second in the final at 59-6 3/4. Pagel's series: 56-10, 56-4 1/2, 57-9 1/2, 56-6 3/4, 58-10 3/4, 59-6 3/4.

"Um, not as good as the last Olympic trials in 1988," said Pagel. "I've now got a first, second and third. What really counts is qualifying, I am lucky, a lot of people would like to be where I am. Everything was really bad. I was more nervous than usual. When a

continued next page...

PREP NOTES

guy like Dan O'Brien doesn't make the team, it causes you to be a little more understanding of the process. The three of us were on the team in 1988, but you can't ever take that for granted. I was affected a little more by the weather than I thought. After warm-ups I stopped sweating and was dehydrated. Connie (Price-Smith) threw great, but she had the advantage of already being of the team, and she performed great."

Class of 1980

JIM DOHRING (SAN CLEMENTE), who threw the 12 pound shot 64-11 3/4 and placed



second in the state meet at 61-5 1/2 as a high school senior, qualified at 64-9 1/4. He placed second in the final at 69-2.

He also made the 1988 Olympic Team and placed 11th in the Olympic Games.

Photo by Bill Leung, Jr.

SUE MCNEAL REMBAO (CARLSBAD), who set a state meet record of 5-10 1/4 as a sophomore and jumped 6-1 as a high school junior, qualified in the high jump at 5-10 3/4. She placed third in the final at 6-2 1/4.

"I had a good attempt at 6-3 1/2 but I hit it with my feet," said Rembao. "The height I cleared to make the team, I hit on my first attempt. It helped take off the pressure. I had been adjusting my approach and hitting it on the second attempt most of the day and it pushed up my confidence and I could go after it.

"Coming in, I had confidence, but I know I needed to jump well and make it on my first try. I felt I could take up to 26 jumps in the meet.

"I was nervous when Yolanda Henry was jumping because she is a great clutch jumper and I knew it depended on what she did for me to make the team. It's a shame she didn't make the team, but it was to my gain.

(About the heat) "It was hot, but the towels they throw around you really helped."

Class of 1981

KEN FLAX (REDWOOD, LARKSPUR) qualified in the hammer at 239-0. He placed third in the final at 254-5, which was superior

to his meet record of 253-6 in 1988.

"I felt pretty good," said Flax. "My biggest problem is that I haven't worked out in three weeks. It's frustrating to see two guys throw over 80 meters (262-5). I had to relegate myself to thinking about making the team, not beating these guys. That's why I passed on my last throw.

(Flax was involved in a hit and run accident in February just north of San Francisco on the Richardson Bay Bridge portion of Highway 101. Due to injuries from the accident, his hips had a 3-inch differential.) "It's reassuring to know that I can have a bad day and make the Olympic Team.

"I set records at the Trials four years ago and Lance and Jud are throwing farther. The progress of the hammer is really encouraging. It's been a goal of ours as a group to get up on the world level."

(More on the injury) "It's been every day therapy. I haven't lifted weights in over three weeks. It's a strange concept to come into a meet and get third. But I'm going to Barcelona and that's the bottom line."

REGINA JACOBS (ARGYLL EPISCOPAL ACADEMY, NORTH HOLLYWOOD), who ran 2:06.7 and 4:25.0 as a high school senior, placed second in heat 2 of the first round of the 1,500 meters in 4:13.54.

"I felt really good and ready," said Jacobs. "I gotta go."

She won section 1 of the semifinals in 4:17.10. She won the final in 4:03.72. Jacobs is coached by Tom Craig and trains at Edwards Stadium in Berkeley. She did not compete in 1991 as she was studying for her MBA at the University of California in Berkeley. She won the TAC Championship and placed ninth in the World Cup in 1989. She was ranked fourth in the United States in the 1,500 by *Track & Field News* in 1989. Her personal best of 4:00.56 came in 1988 when she made her first Olympic team after finishing second in the Trials. She was also the U.S. champion in 1987.

"This is the culmination of a lot of sacrifice, discipline and support from my family," said Jacobs. "When I graduated with an MBA, a lot of my friends were getting jobs making 60 to 80 thousand dollars. I asked my family if they would help support me in making the Olympic team. They did and I owe it all to them. This is a dream come true for me and them. The hardest part of this whole ordeal was the waiting. You work so hard getting here and then you have to wait. You want to race right away, but you have to wait, then

you race and wait, race and wait, but my discipline and dedication and patience has paid off. During the two years I took to get my MBA I did a project for Mizuno, and I now run for Mizuno which was also a great thing for me. I guess it all worked out like I wanted."

MIKE POWELL (EDGEWOOD, WEST COVINA), who placed second in the state meet high jump at 7-0 as a high school senior, qualified in the long jump at 27-5 1/4 (+0.75), the longest qualifying mark.

"I got an automatic qualifier on my first jump," said Powell. "That's the way you're supposed to do it. The jump felt terrible. I haven't done much training. In Modesto (May 16) I had a pretty good jump but I strained my hamstring. I was worried it would not be OK by the Trials. I took my first jump two days ago since Modesto. I'm just happy to be here and to jump."




Photo by Kirby Lee

(More on the hamstring) "It's still a little sore, not quite 100%. I still feel like I could get a good jump off and make the team. When I landed tonight I was upset—I didn't know if it was far enough. I'm sure I'll take at least three to four jumps (next round). As long as I didn't feel anything today, I need to get some conditioning in."

(More on the hamstring) "When I hurt the hamstring in Modesto I didn't think it was any big deal. I had a compressed vertebrae in my back and it caused everything to get out of line. We had to figure the cause first and we realized it was the back. The problem is healed. I'm glad to get through the prelim without any injuries. I had to take care of the problem in the back before I could fix the hamstring."

(About hitting his first one) "You don't want to put any pressure on yourself. That was my concern as it always is. You want to get a good jump in early and get out of there."

(About Carl) "I know Carl knew it wouldn't be easy for him (in the 100). Any one of about six sprinters can beat you any day in the 100. I think people are writing him off too soon. I'm not looking at him as falling a few notches. I've worked my way up the ladder and am ap-

continued next page...

PREP NOTES

preciative of where I'm at. I don't take anything for granted. There's a lot of young guys out there who can come in and beat you."

Powell won the long jump at 28-3 1/2 (+0.00).

"I'm just happy to make the team," said Powell. "That was my only goal coming in and, fortunately, my hamstring held together through three rounds. When I started the competition (tonight) I felt about 90 percent healthy. After my third jump I didn't feel as well."

(On why he left the track during competition) "I went out to the medical tent to see my therapist. She worked on my back and loosened some things up and allowed me to take another jump if I had to."

(On what this victory means to him) "It means I can go to 'The Show'. I was scared two weeks ago because I couldn't even take strides down the track. But I kept the faith and had good people around me. Coming in I thought it would take a jump of 25 or 26 to make the team. After seeing the way some of the young guys were jumping, I thought a solid 27 would do it. I was satisfied after my first jump that I had made the team."

(His goal for the Olympics) "My goal is to break the world record. I think Carl will come back strong and we'll push the nine-meter (29-6 1/2) barrier and try to reach the 30-foot mark."

"I'm happy that I made the team. Fortunately my hamstring held up. It forced me to the goal of just making the team. I was having a little trouble with the soft runway, I think everyone was."

"My plans were to go to Europe, but I'm going to need therapy for about three weeks before I go. To go to Europe wouldn't be conducive to winning a gold medal. It not only has been my hamstring giving me problems, but I was in the hospital for food poisoning."

"Coming into the competition I thought 28-5 or 28-6 would win. After qualifying, I thought high 27."

"My goal for Barcelona is to go past the world record again. Both Carl and I are looking at 30 feet."

Class of 1982

DENEAN HOWARD HILL (KENNEDY GRANADA HILLS), who set the national high school record of 50.87 as a senior, will be a member of the 1,600 meter relay team. She placed fifth in the 400 meters in 50.89.

"In a meet like this, everyone who runs is tough and you have to be ready for everyone who steps to the line," said Hill.

Class of 1984

GAIL DEVERS (SWEETWATER, NATIONAL CITY), who won the state meet 100 meters in 11.51 as a high school senior, won section 2 of the first round of the 100 meters in 11.31 (-1.70). She placed second in sec-



GAIL DEVERS

Photo by Bill Leung, Jr.

tion 2 of the quarterfinals in 11.18 (-0.74).

"I felt better this time than last time," said Devers. "I wanted to just work on the front end of the race which I did and then just maintain. I felt sluggish and sloppy in the last race. I just need to feel my body. My hamstring is a little tight but I have the best therapist so I'll be ready to go tomorrow. It's just a matter of running my race."

Devers placed third in section 1 of the semifinals in 11.32 (-1.86).

"I felt fine, all I needed to do was qualify, I knew I could finish in the top four," said Devers. "That was the goal. I got a good start and it was just a matter of feeling myself out and see how things were. My legs were sore before the race, but I'll get that taken care of, I've got the best therapist ready to get everything right."

Devers placed second in the final.

"I feel like a sprinter again, I really do, its

been a long time since I've felt this good sprinting," said Devers. "After I tried to do the 100-100 meter hurdles double, I have worked hard to get to where I am right now. I felt very strong and was worried about my hamstring that has been bothering me. I've been messing up the last five meters of each race in the rounds. After each race we would put another piece of the puzzle together. Today it was pure 'Ghetto Running,' trying to get on the team. Now I am ready for the 100 meter hurdles and I'll be relaxed."

Devers will be a member of the 400 meter relay team.

Devers, who set the National Federation high school record in the 100 meter low hurdles of 13.41 at the 1984 state meet, won section 3 of the first round of the 100 meter hurdles in 12.86 (-2.75), the fastest time of the first round.

"I felt sloppy," said Devers. "I didn't get out. I felt sluggish coming in. I'm trying to feel myself through the rounds. I bumped a lot of hurdles. I needed to see where I stood and get the bugs worked out."

(About coming back after the 100) "I feel refreshed. My hamstrings are bothering me a bit but we're staying on top of that."

Devers won heat 3 of the quarterfinals in 12.93 (-3.2).

"I'm just running to get to the next round," said Devers. "I feel better today than I did yesterday, I realize there are two races today and the weather is hot, but I'll just make sure that I get the proper treatment tonight for tomorrow's final."

She set a new meet record of 12.67 (+0.3) in heat 2 of the semifinals. The old meet record of 12.78 was set by Lynda Tolbert in heat 1.

"I think I hit the seventh hurdle pretty hard," said Devers. "I still have to work on the end of my races. That's what I'm doing here. I've only had three hurdle races coming into TAC. (Coach Kerssee) Bobby has had me working on my sprinting so I could make the team in both. Physically I'm fine. My Grave's Disease is fine. I just feel my hamstrings a little bit from all the running."

Devers set a new meet record of 12.55 (+0.4) in the final. Devers mark is her second-best all-time performance. She is the first American woman to qualify in both the 100 meters and 100 meter hurdles ever in the Olympic Games. She was ranked first in the U.S. and second in the World in the hurdles after winning the TAC Championship and finishing second in Tokyo at the World Champi-

continued next page...

PREP NOTES

onships. She was an 1988 Olympian, finishing second at the U.S. Trials.

"I'd like to thank God for getting me here," said Devers. "It feels great. I still have a lot of work to do both in the 100 and hurdles. I wanted to find myself in the hurdles. Because I haven't run a lot of races this year, I didn't know what to expect. Right now it feels great."

KEVIN YOUNG (JORDAN, LOS ANGELES), who ran the 300 hurdles in 37.54 as a high school senior, won section 1 of the first round of the 400 meter hurdles in 48.57, the fastest time in the first round.

"It's really warm out there and it was strange," said Young. "I was sweating a lot and I kept slipping at set. My knee was wet and the track wasn't gripping. It's a fast track, I like the wide turns and would have liked to be on the inside, but lane 8 isn't bad in early rounds because it forces you to run your own race. There isn't as much pressure this year without (Andre) Phillips (Silver Creek, San Jose 1977) and (Danny) Harris (Perris 1983), it takes a lot of pressure away from all of us."

Young won section 1 of the semifinals in 48.18, the fastest time in the semifinals.

"Yeah, I'm real pleased with my race," said Young. "I had to go out and get a feel for the track yesterday. Today I went out with a strategy or plan. I concentrated on hitting each hurdle at 13 strides, then settling in after the fifth hurdle and concentrating on preparing for the homestretch. I felt really strong today after hurdles eight and nine. I had a not left at the end. I'm glad I got in a good race, so I could relax more."

Young won the final in 47.89.

"Happy Father's Day to all the fathers out there!" said Young. "My game plan was to go hard all the way. What I had to do was to chop before I got to the hurdle to keep my stride on. That way the momentum goes forward. Being humid helped keep me loose. I clipped the #8 but my momentum going forward, it didn't slow me. The last 5 or 6 meters I relaxed totally instead of tensing up. I had the same game plan as yesterday, just different execution since the adrenalin was pumping today. I just want to carry this momentum to Barcelona and go for the gold."

(About Edwin Moses not being here--did that affect him) "The spotlight has been passed on to the 400 meters here," said Young. "It's taken pressure off of me. It's giving all the other events a back seat here."

Class of 1985

MIKE MARSH (HAWTHORNE), who ran 20.82 as a high school senior, won section 3 of the first round of the 200 meters in 20.21 (-0.36), the fastest time in the first round.

"I feel like I definitely have a chance," said Marsh. "I had to accept the 100. But there's three rounds left--we'll see what happens. I just knew that with Carl and Leroy in the field I had to run the turn and accelerate off of it. I didn't take it all out, but I didn't cruise either."

Marsh won section 2 of the quarterfinals in 20.36 (-0.68).

"It seemed like I made a big move coming off the turn, but I think it's all relative," said Marsh. "Some runners were tying up and I was maintaining and it looked like I was going faster than I really was. Near the end I looked over to see where I was in terms of qualifying and to see how much I needed to shut things down."

Marsh won section 2 of the semi-finals in 20.26 (-2.62).

"I think it was in the last 20 meters when I pulled away," said Marsh. "The key to it was that I ran my own race. I didn't try to accelerate the curve and then I had the energy left to run the straightaway. I'm going to go home, get some rest and hope to do as well or better tomorrow."

Marsh placed second in the final in 19.86 (+1.0). He equaled the old meet record set by Carl Lewis in Los Angeles on June 21, 1984. He now equals number six on the all-time World list. At 5:55 p.m. (start of running) it was 81 degrees, 88% humidity.

"I made the team," said Marsh. "That's all that counts."

Marsh is also a member of the 400 meter relay team. He was a member of the World record team last year. He was a gold medalist in the relay at the World Championships in Tokyo.

DANNY EVERETT (FAIRFAX, LOS ANGELES), who ran 45.76 as a high school senior, placed second in heat 4 of the prelims in 45.09.

"I felt really good," said Everett. "The first rounds are not about time. They are about advancing to the next round. I'm focused right now and I plan to stay that way. I was glad and somewhat surprised that there were so many people here today. I think they enjoyed seeing us run. They know what is going on and they came out to support us. I was really impressed with the crowd."

Everett won heat 2 of the quarterfinals in

45.01.

"Everything felt good tonight," said Everett. "I tried to run controlled and focused in each heat. I did well today. The first rounds are for advancing and that is what I did. The past few days have been difficult. You had to worry about running and preparing, then things would be postponed. You work out to compete on specific days. The two rounds today was something that I am used to. It's like running a 400-meters and a mile-relay in one day. We get spoiled after college when you usually only run once in a day."

"There were really no surprises today. The people who you would expect to make it through the rounds made it through the rounds. The true test will be tomorrow. We'll have to see how people recover. Today was a mild day, as opposed to Saturday and Sunday. The weather cooperated and it was not so hot."

"The exchange between Butch (Reynolds) and myself (reportedly at the athlete-only meeting on Saturday) was basically so he could know how I felt. He came to the meeting and informed us of his decisions and that he wanted us to unite in support of him. I told him that there were 29 to 30 athletes united here and Butch was alone over there. Afterwards Butch and I talked and I told him that I understood his position. I also told him that he should have come to the athletes first instead of asking for our understanding at the last minute, when it put all of our careers in jeopardy."

Everett won heat 2 of the semi-final in 44.69.

"I felt good tonight," said Everett. "You could definitely feel yesterday, the two back-to-back races. Tomorrow is a rest day though, so you'll be able to come back for the final with fresh legs and ready to run. At the beginning the delays were a real pain, but then you figured out that until the issue was resolved with I.A.A.F., that nothing was going to happen."

Everett set a new meet record in the final of 43.81. The old meet record of 43.93 was set by Butch Reynolds in 1988.

"No, I really wasn't surprised by my time," said Everett. "I was feeling really good, and I have been having great workouts. I knew it would take a fast time to win the race with such a talented field. I had a great race tonight. I p.r.ed and felt great. I didn't know I won for sure until I crossed the finish-line. I was concentrating on running all the way through the tape. In a race the caliber of the

continued next page...

PREP NOTES

Olympic Trials you can never be sure and take anything for granted by easing up at the tape. You have already seen someone let up at the tape and lose a spot too many times at these trials. It was really great that Steve (Lewis) made the team. We went to college together at UCLA, were on the 1988 Olympic team together, are running for Santa Monica together and now we're on the 1992 team together. But we are also neighbors. That is great. We have a unique support system that no one else really has because we have run together for so long."

Everett is a member of the 1,600 meter relay team.

Class of 1987

STEVE LEWIS (AMERICAN FREEMONT), who ran 45.76 as a high school senior, won heat 1 of the prelims of the 400 meters in 45.14.

"In the beginning, it (the Butch Reynolds lawsuit) was really an emotional situation," said Lewis. "The whole thing has been stressful. I was certain that we would run today, though. A lot of decisions have been made and changes, so you never know what will happen. I'm just glad that it all has worked out the way that it has."

Lewis won section 4 of the quarterfinals in 45.25.

"It (the day) went pretty good. I just wanted to qualify and win the heat. I don't need to run a real good time until the semi's, so I can get a good lane for the final. I want to wait and run my fastest time in the final. I'm satisfied with the (IAAF) decision. I was concerned that the athletes were going to be in jeopardy, but that has been taken care of."

Lewis placed second in section 2 of the semifinals in 44.77.

He placed second in the final in 44.08.

"I got in the top two, and that's where I wanted to be," said Lewis. "Initially the 'Butch' thing affected some athletes, but once we started running, things pretty much went along like we wanted. I feel better this year, then I did in 1988, I am ahead of where I was then. I am looking forward to the Olympic Final. I like the Final."

Lewis is a member of the 1,600 meter relay team.

JANEENE VICKERS (POMONA), who ran 57.80 and 40.26 as a high school senior, placed second in section 1 of the first round of the 400 meter hurdles in 56.31.

(On her plan for the race) "Get out, exe-

cute the race, make sure I get the weak hurdles taken care of, feel the field, get into position, relax and come home," said Vickers. "That's what I did."

Vickers placed second in section 2 of the semifinals in 55.61. "It was a nice, relaxed race for me," said Vickers. "The track is real soft, so it is hard for me to get a lot of turnover in my legs, so I had to adjust to that. I had a great position so I could watch everybody else and know exactly where I was at in the race. I have been alternating legs starting at the seventh hurdle, but the way the track is running I may start alternating at the eighth hurdle the next race."

Vickers placed third in the final in 54.80.

"I think I came across in second place, but I leaned backwards," said Vickers.

Class of 1988

QUINCY WATTS (TAFT WOODLAND HILLS), who ran 46.67 as a high school senior, won section 3 of the prelims of the 400 meters in 45.47. He won section 1 of the semifinals in 43.97, the fastest time in the semifinals.

"I felt a little rusty," Watts said. "Today's races did not go quite like I wanted them. I

continued next page...

ERIC HULST (Laguna Beach HS) Ex-Prep Running Sensation Dies

One of California's premiere high school distance runners fought brain cancer for over a year before losing the battle June 21, 1992. Eric Hulst competed in track and cross country at Laguna Beach High in the mid-1970's. His best time of 8:44.6 in 1976 is the sixth fastest prep two mile in U.S. history.

Barbie Ludovise in her article in the *Los Angeles Times*, stated that Eric "...didn't run for trophies or headlines, but rather for the simple pleasure of seeing how far and fast his body could go. And, even in recent years, he could never understand why other runners, some he didn't even know, came up to shake his hand."

Hulst began running cross country as training for tennis. "...He became a running sensation almost overnight. Hulst ran 9:04.4 for 2 miles as a freshman, 8:50.6 as a sophomore, and 8:44.9 as a junior. All stand as national class records today," reports Ludovise.

Eric Hulst has always been a special runner to us at CTN because of his legendary career; he was the cover person on our very first issue of *California Track News* (September 1974).

We would like to express sincere condolences to Eric's mother, Sharon, and family.



**JUNIOR NATIONAL X-C TRIALS (January 1976, Irvine) --
Left to right: ERIC HULST, ALBERTO SALAZAR, THOM
HUNT AND RALPH SERNA.**

PREP NOTES

felt pretty good at the NCAA meet, but running two quarters today was just something else I had to work with."

Watts won section 1 of the semifinals in 43.97, the fastest time in the semifinals.

"I felt good out there this evening," said Watts. "I wanted to go out and get a fast time. That is what I was after. I was real sluggish yesterday after the delay, then running back-to-back. I had to go out and establish myself for the final."

Watts placed third in the final in 44.22.

"I felt pretty good," said Watts. "I came out and worked hard, fought through the hype and confusion and I'm just glad to be a part of the team. I saw Danny and Steve in front of me and I was just giving it all of my heart to stay in third place."

Watts is a member of the 1,600 meter relay team.

Non-Olympic Events

New Orleans, Louisiana, June 20--

SHEILA HUDSON (RIO LINDA 1985), who jumped 40-11 as a high school senior, set a new American triple jump record of 46-8 1/4 (+1.73). The old record of 46-0 3/4 was set by Hudson in 1990.

"My first two felt really good," said Hudson. "I felt a lot of spring in my legs. I opened up with the best I've ever gone, but I felt a little drained in the middle and tried to save something for the end."

(On the AR jump) "I had no idea. Usually when the big jumps come they feel easy and effortless but this one I had to work hard for. It's a good sign. Maybe I have something left that's better."

ROBYNE JOHNSON (BERKELEY 1981), who long jumped 18-7 as a high school senior, placed second at 44-5 1/2 (+2.41).

The triple jump was an exhibition event at the U.S. Olympic Trials, but will be part of the World Championships and Olympic Games in the future.

■ LUIS QUINTANA (ARROYO GRANDE 1991 / VILLANOVA 1995)

New Orleans, Louisiana, June 22--Luis Quintana placed fourth in heat 3 of the first round in 3:43.53, which qualified him to run in the semi-finals.

"I never won my state high school championship, and running in the Olympic Trials is a dream come true," said Quintana. "I never thought I would make it here, let alone run in

the semi-finals. Coach Marty Stern (Villanova) told me not to get boxed in like I did at the NCAA's so I stayed out front and on the outside. I was a little concerned when I got in a box on the last lap, but I still had a lot left and looked for an opening coming up the home-stretch, I saw a break and just went for it. My parents and my high school coach Greg De-Nike are here and it's nice to know you've got some support."

Quintana placed ninth in heat 1 of the semifinals in 3:43.62 and did not qualify for the final.

■ SHEILA HUDSON--NEW CALIFORNIA ASSISTANT COACH

Berkeley, July 3--Sheila Hudson (Rio Linda 1985/California 1990) has accepted an assistant track and field coaching position at the University of California.

When the men's and women's programs were combined last year, the athletic director mandated that there be a woman on the staff for this coming year.



SHEILA HUDSON

Fine Flicks by Don Gosney

Hudson had been training with former Cal assistant Milan Donley at the University of Arkansas this season.

■ TOM JENNINGS (BERKELEY, JANUARY, 1959) QUILTS HANOVER, NEW HAMPSHIRE

Track coach Tom Jennings, who graduated from Berkeley High School in January, 1959 and was the executive director and coach of the Pacific Coast Club for many years, has quit as coach of Hanover High School in Hanover, New Hampshire.

He coached Hanover to 10 state championships in 12 years of coaching. He was the three-time winner of the New Hampshire Coaches Association coach of the year award.

Jennings quit because many of the top athletes divide their commitments between the school-sponsored track team and state select teams in non-school-sponsored, "off-season" sports such as Upper Valley Light-niger Soccer and AAU basketball.

■ DOUG OWYANG NEW ASSISTANT COACH AT CCSF

Doug Owyang, who coached at Oakland High School in 1989 when Jeff Laynes ran 10.43 and 21.29, has just been hired as assistant track and field coach at City College of San Francisco. Although his exact duties have not been determined at press time, he in all probability will work with the sprinters. He will assist Sean Laughlin, the men's coach, and Ken Grace, the women's coach.

■ NORTHERN CALIFORNIA CROSS COUNTRY RESULTS WANTED

Coaches please send your Northern California high school cross country results to Keith Conning, 2235 Browning Street, Berkeley, CA 94702. Include the name of the meet, the site, and the date.

We can also use pictures of your athletes.

I coach the girl's cross country team at Berkeley High School, so you may see me at some of the meets.

PREP RESULTS

Golden West Invitational

From Keith Conning

American River College, Sacramento, June 13.

Jermaine Lewis (Eleanor Roosevelt, Greenbelt, MD) won the 100 meters in 10.33 (+1.63), the second fastest time in the nation this season. Only Riley Washington (Southwest, San Diego), who set a State Meet record of 10.30 last week, has run faster. Lewis was given the Governor's Trophy as the outstanding male athlete. Hosia Abdallah (Lincoln, Dallas, Texas) placed second in 10.40, the third best time in the nation. Gentry Bradley (Pius X, Downey), second in the State Meet 100 in 10.46, placed fifth in 10.63.

Lewis also won the 200 in 20.94 (+1.24), the second fastest time in the nation. Milton Mallard (North Garland, Garland, Texas) placed second in 21.04, the third fastest time in the nation. Bradley, who was second in the State Meet in 20.97, placed third in 21.16. Gilbert Grantlin (Glade Central, Belle Glade, Florida), the national leader at 20.84, placed fourth in 21.17.

Mallard won the 400 in 46.25, the fastest time in the nation. Derek Shepard (Lincoln, San Francisco), the State Meet champion at 46.95, placed third in 47.13. Milton Hughes (Stagg, Stockton), second in the State Meet 800 in 1:49.64, placed fourth in 47.65.

There was no 800 meter run for boys, because the National Scholastic Outdoor meet had signed up several of the top runners in advance. Rather than host a lackluster event, the meet directors decided to put the money into a new event—the 4 x 100 relay.

The first five runners in the mile surpassed the previous national leading time of 4:10.09 by Daniel das Neves (Helix, La Mesa). Ibrahim Aden (Fork Union Academy, Fork Union, Virginia), won the mile in 4:05.71. Eric O'Brien (The Westminster, Atlanta, Georgia) placed second in 4:06.97. Seth Wetzel (Jesuit, Portland, Ore-

gon) was third in 4:08.11. Das Neves, the State Meet champion at 4:09.54 (1600 meters), placed fourth in 4:08.36. Angel Martinez (San Gabriel), the State Meet 3200 meter champion in 8:56.34, placed sixth in 4:11.53.

felt like I got out well."

Jackson also won the 300 meter intermediate hurdles in 36.80. Chris Redmond (Vallejo), second in the State Meet in 37.66, placed third in 37.07, a personal best. Rashid Gayle (Roseville), sixth in the State Meet in 38.61,



Left to right: MILTON HUGHES, RAOUL HOWARD and DEREK SHEPARD

Photo by Bill Cockerham

"I felt great," Aden said to the *Sacramento Bee*. "I knew I was going to get my best time today, because this is the kind of field where you have to run fast. Everybody had fast times. They put the best people in the country in this race."

Jeff Jackson (North Garland, Garland, Texas), who is going to attend Baylor University, won the 110 meter high hurdles in 13.70 (-0.39), the fastest in the nation. He was awarded the Maree Rodebaugh trophy as the meet's most inspirational athlete.

"It was not as clean as I would have liked it to be," Jackson said to *The Sacramento Bee*. "I haven't been working out too much since the state meet (May 14)."

"My start felt better than it usually does. I usually have a slow start, and I

placed fifth in 37.80.

An Arizona 4 x 100 relay team of George Page (Maryvale), Walter Reed (South Mountain, Phoenix), Marcus Jones, and Carl Nelson won in 40.69. The Texas team of Leon McDaniel (Odessa), Davorick Taylor (Odessa), Hosia Abdallah (Lincoln, Dallas), and Milton Mallard (North Garland) placed second in 40.70.

Daren McDonough (Edwardsville, Illinois), third highest pole vaulter in the nation at 17-0 1/2, won at 16-6. Wayne Guidry (Orangefield, Texas), second in the nation at 17-2, placed second at 16-0. Clarence Phelps (Christian Brothers, Sacramento), the State Meet champion at 16-0, placed third at 16-0.

"It was kind of inspiring," Phelps said to the *Sacramento Bee*. "Everybody talked about how great they are, but I wasn't too far behind them."

Kevin Dilworth (John Tyler, Tyler, Texas) long jumped 24-9 1/2 (+2.04). Sheddric Fields (South Oak Cliff, Dallas, Texas), the national leader at 25-

11 1/2 who has qualified for the Olympic Trials, placed second at 24-3 1/2 (+.91).

Pete Swanson (San Benito, Hollister), the State Meet shot put champion at 61-3 1/4, set a new school record of 63-1 3/4. The old record of 62-3 1/4 was set by Joe Hicks in 1988. Swanson's series: 63-1 3/4, foul, 60-5, 59-4, foul, 59-3 1/2.

"I've been trying for four years to beat the school record," exclaimed Swanson after his record throw.

Jeff Buckey (Bakersfield), second in the State Meet at 60-9 1/2, placed fourth at 62-2 3/4. Buckey has the second longest throw in the nation at 64-8 1/2.

Buckey, the State Meet discus champion at 186-10, won at 208-2. He is the national leader at 208-11. Buckey's series: 186-4, 208-2, foul, foul, 185-6, 194-11.

Swanson, second in the State Meet at 186-2, placed second at 197-7.

Richard Curry (Coral Gables, Florida) won the decathlon at 6320, the best in the nation.

Danielle Marshall (Lake Washington, Kirkland, Washington) won the 100 meters in 11.36 (+1.81), the second fastest time in the nation. Marian Jones (Thousand Oaks) leads the nation at 11.14. The meet's Camelia Trophy honoring the outstanding female performer went to Marshall.

Ebony Robinson (Eleanor Roosevelt, Greenbelt, Maryland) won the 200 meters in 23.54 (legal), the second fastest time in the nation. Marian Jones leads the nation at 22.67. Eureka Hall (Safford, Arizona) placed second in 23.96, the third fastest time in the nation. Tanisha Johns (Burbank, Sacramento), ninth in the State Meet at 25.13, placed third in 24.63.

Hall, who is the national leader in the 400 meters at 52.99 and has qualified for the Olympic Trials, won in 54.32. Janice Nichols (Bakersfield), the State Meet champion at 54.46, placed second in 55.29.

Jennifer Metz (Pascack Valley, Hillsdale, New Jersey) won the 800 meters in 2:13.01. Holly Welch (Bella Vista, Fair Oaks), third in the State Meet at 2:11.36, placed second in 2:14.02.

"I think I peaked when I had to, and that was at State," Welch said to the *Sacramento Bee*. "It's been a busy week, with graduation and everything, so I just wanted to come out and do my

continued next page...

best.*

Kam Warner (West, Bakersfield), fourth in the State Meet 100 meter low hurdles (30" high) at 14.98, won the 33" high hurdles in 14.11 (+.10), the third fastest time in the nation.

Tonya Williams (Norview, Norfolk, Virginia) won the 300 meter hurdles in 42.23, the second fastest time in the nation. Anjanette Kirkland (Oliver W. Holmes, San Antonio, Texas), the national leader at 42.04, placed second in 42.29. Erin Blunt (San Pasqual, Escondido), second in the State Meet at 42.96, placed fourth in 43.73.

Carla Spears (Luling, Texas) set a new meet record in the long jump of 20-6 3/4 (+1.48), the best in the nation. The old meet record of 19-7 was set by Tanya Lidy (Pampas, Texas) in 1988. Heather Sterlin (Mission Viejo), second in the State Meet long jump at 19-8 1/2, placed second at 19-6 1/2 (+3.43). Kam Warner, the State Meet champion at 20-6 1/4, placed fourth at 19-2 (+1.57).

Tyra Moore (Largo, Maryland), the national leader in the triple jump at 41-3 1/2, won at 40-10 1/2 (0.00). Kayla Montgomery (Clovis), the State Meet champion at 39-11 1/4, placed third at 40-3 1/4 (-.93). Allia Hanson (Logan, Union City), eighth in the State Meet at 36-9 3/4, placed sixth at 39-1 (-.39). Paulette Mitchell (Abraham Lincoln, Council Bluffs, Iowa), the national leader in the shot put at 53-3 1/2 who has qualified for the Olympic Trials, won at 49-4 1/2.

Stacey Schroeder (Grand Island, New York), the national leader in the discus at 172-0, threw 166-1. Kristina Mataafa (Orange Glen, Escondido), second in the State Meet at 150-6, placed second at 143-2.

Heather Sterlin (Mission Viejo) set a new meet record in the heptathlon of 4784, the best mark in the nation. The old record of 4615 was set by Trina Bindel (Eureka) last year. Sterlin's marks: 14.8 (2nd 100H), 4-11 3/4 (1st HJ), 28-9 (4th SP), 25.3 (2nd 200), 18-10 1/4 (1st LJ), 96-5 (4th JT), 2:25.0 (1st 800). Rosiey Harris (Windsor, CT) placed second 4619, also surpassing the old record.

Boys' Results

100m: 1. Jermaine Lewis (Eleanor Roosevelt, Greenbelt, MD) 10.33, 2. Hosia Abdallah (Lincoln, Dallas, TX) 10.40, 3. Walter Reed (South Mountain, Phoenix, AZ) 10.50, 4. George Page (Maryvale, Phoenix, AZ) 10.59, 5. Gentry Bradley (Pius X, Downey) 10.63, 6. Davorick Taylor (Odessa, Odes-

sa, TX) 10.84. 200m: 1. Germaine Lewis (Eleanor Roosevelt, Greenbelt, MD) 20.94, 2. Milton Mallard (North Garland, Garland, TX) 21.04, 3. Gentry Bradley (Pius X, Downey) 21.16, 4. Gilbert Grantlin (Glade Central, Belle Glade, FL) 21.17, 5. George Page (Maryvale, Phoenix, AZ) 21.39, 6. Gregg Saddler (Madison Central, Madison, MS) 22.14.

400m: 1. Milton Mallard (North Garland, Garland, TX) 46.25, 2. Bradley Pnde (Lumberton, Lumberton, MS) 47.06, 3. Derek Shepard (Lincoln, San Francisco) 47.13, 4. Milton Hughes (Stagg, Stockton) 47.65, 5. Mark Wheeler (South Oak Cliff, Dallas, TX) 48.11, 6. Raoul Howard (Reagan, Austin, TX) 48.20.

3200m: 1. Theo Molla (University, Tucson, AZ) 9:06.65, 2. William Vespe (Archbishop Molloy, Briarwood, NY) 9:11.35, 3. Maha Martinez (Hoffman Estates, Hoffman Estates, IL) 9:11.46, 4. Rob Reeder (Northern Highlands, Allendale, NJ) 9:17.77, 5. Tim Lear (The Pingry School, Martinsville, NJ) 9:22.31, 6. Austin Matulonis (Oak Ridge, El Dorado Hills) 9:38.15. 110m HH: 1. Jeff Jackson (North Garland, Garland, TX) 13.70, 2. Derras Wilmington (Dulles, Sugarland, TX) 13.81, 3. Aaron Jones (Merritt Island, Merritt Island, FL) 13.86, 4. Travis Livingston (Richardson, Richardson, TX) 13.98, 5. Brian Richardson (Waxahachie, Waxahachie, TX) 14.05, 6. Frank Mensah (Boys and Girls, Brooklyn, NY) 14.07. 300m H: 1. Jeff Jackson (North Garland, Garland, TX) 36.80, 2. Derras Wilmington (Dulles, Sugarland, TX) 36.92, 3. Chris Redmond (Vallejo) 37.07, 4. Vince Rawlins (Eastern, Voorhees, NJ) 37.17, 5. Rashid Gayle (Roseville) 37.80, 6. Frank Mensah (Boys and Girls, Brooklyn, NY) 38.14.

HJ: 1. Thaddeus Hood (Glenn Hills, Augusta, GA) 7-2, 2. Ed Broxterman (B&B, Baileyville, KS) 7-0, 3. Sheldon Carpenter (Shawnee Mission, Prairie Valley, KS) 7-0, 4. Jeff Giesler (Los Alamos, Los Alamos, NM) 7-0, 5. Meduka Bailard (No. Brunswick, Leland, NC) 6-10, 6. Tray Barley (Royal, Brookshire, TX) 6-8. PV: 1. Daren McDonough (Edwardsville, Edwardsville, IL) 16-6, 2. Wayne Guidry (Orangetfield, Orangetfield, TX) 16-0, 3. Clarence Phelps (Christian Bros., Sacramento) 16-0, 4. Shannon Pope (Andrews, High Point, NC) 15-6, 5. Sha Lang (Wylie, Abilene, TX) 15-6, 6. Jason Price (Conroe, Conroe, TX) 15-0. LJ: 1. Kevin Dilworth (John Tyler, Tyler, TX) 24-9 1/2, 2. Sheddric Fields (South Oak Cliff, Dallas, TX) 24-3 3/4, 3. Carlos Johnson (Martin, Arlington, TX) 24-1 3/4, 4. Jonathan Jordan (Bloom, Chicago Hts, IL) 23-8, 5. Percy Carr (Lancaster, Lancaster, TX) 23-3 1/2, 6. Gary Taylor (Samuel Morse, San Diego) 22-5 1/2. DT: 1. Jeff Buckley (Bakersfield) 208-2, 2. Pete Swanson (San Benito, Hollister) 197-7, 3. Matt Lepsis (Frisco, Frisco, TX) 190-3, 4. Jonathan Ogden (St. Albans, Washington, DC) 186-4, 5. Aaron Corcoran (Maryvale, Phoenix, AZ) 181-0, 6. Alex Kolovyanysky (Madison Central, Old Bridge, NJ) 177-4. Decathlon: 1.

Richard Curry (Coral Gables, FL) 6320, 2. Mike Buonomo (Flanders, NJ) 6139, 3. Chris Prescott (Chino) 5979, 4. Isalah Mustafa (Oxnard) 5845, 5. Mark Aucutt (Oxnard) 5769, 6. Brian Ginter (Tecumseh, KS) 5670.

Girls Results

100m: 1. Danielle Marshall (Lake Washington, Kirkland, WA) 11.36, 2. Ebony Robinson (Eleanor Roosevelt, Greenbelt, MD) 11.45, 3. Dana Collins (John Marshall, Milwaukee, WI) 11.73, 4. Nicole Collins (Hawkinsville, Hawkinsville, GA) 11.74, 5. DeMonica Davis (Langham Creek, Houston, TX) 11.80, 6. Tanisha Johns (Burbank, Sacramento) 11.96. 200m: 1. Ebony Robinson (Eleanor Roosevelt, Greenbelt, MD) 23.54, 2. Eureka Hall, Safford, Safford, AZ) 23.96, 3. Tanisha Johns (Burbank, Sacramento) 24.63, 4. Angela Sullivan (Serra, San Diego) 24.80, 5. Donyale Canada (Reagan, Austin, TX) 24.86, 6. DeMonica Davis (Langham Creek, Houston, TX) 24.87.

400m: 1. Eureka Hall (Safford, Safford, AZ) 54.32, 2. Janice Nichols (Bakersfield) 55.29, 3. LaKisha Guyden (Hirschi, Wichita Falls, TX) 55.37, 4. Donna Cargill (East, Rockford, IL) 56.03, 5. Nicole Bartley (Highland Regional, Blackwood, NJ) 56.93, 6. LaShundra Crummie (Hogan, Vallejo) 57.53. Mile: 1. Christine Engel (Mt. Olive, Flanders, NJ) 4:55.6, 2. Kelly Mercer (T.C. Williams, Alexandria, VA) 4:59.1, 3. Tara Carison (Grants Pass, Grants Pass, OR) 5:01.2, 4. Kelly Cook (Pace Academy, Atlanta, GA) 5:02.4, 5. Carrie Groth (Ursuline Academy, Cincinnati, OH) 5:03.2, 6. Denisha Benz (Casta Mesa) 5:42.1.

3200m: 1. Jeni Cushman (Ft. Collins, Fort Collins, CO) 10:30.44, 2. Megan Flowers (Trinity Valley, Ft. Worth, TX) 10:32.57, 3. Heidi Reed (Canton, Canton, SD) 10:42.25, 4. Maribel Sanchez (Yorktown, Yorktown Hts, NY) 10:43.43, 5. Kristin Leahy (Saugerties, Saugerties, NY) 10:51.59, 6. Kristen Hall (West Morris Central, Chester, NJ) 10:58.67. 100m H: 1. Kam Warner (West, Bakersfield) 14.11, 2. Anjanette Kirkland (Holmes, San Antonio, TX) 14.12, 3. Kim Carson (Roosevelt, Des Moines, IA) 14.24, 4. Erin Blunt (San Pasqual, Escondido) 14.40, 5. Angela Reed (Hirschi, Wichita Falls, TX) 14.62, 6. Yvonne Scott (Hiram Johnson, Sacramento) 14.66. 300m H: 1. Tonya Williams (Norview, Norfolk, VA) 42.23, 2. Anjanette Kirkland (Holmes, San Antonio, TX) 42.29, 3. Eusheka Bartley (Highland Regional, Blackwood, NJ) 42.87, 4. Erin Blunt (San Pasqual, Escondido) 43.73, 5. Tanya Lazer-Lea (Vallejo) 45.10, 6. Shonna Bernard (Nogales, La Puente) 48.78.

TJ: 1. Tyra Moore (Largo, Largo, MD) 40-10 1/2, 2. Carla Spears (Luling, Luling, TX) 40-8 3/4, 3. Kayla Montgomery (Clovis) 40-3 1/4, 4. Quana Phillips (Spring Valley, Spring Valley, NY) 39-9 1/2, 5. Tammy Peebles (Weston, Weston, MA) 39-2, 6. Allia Hanson (Logan, Union City) 39-1. SP: 1. Paulette Mitchell (Abraham Lincoln, Council Bluff, IA) 49-4 1/2, 2. Stacey Schroeder (Grand Island, Grand Island, NY) 48-2, 3. Valeyta Althouse (Blue Springs, Blue

Springs, MO) 47-7 3/4, 4. Rosiey Harris (Windsor, Windsor, CT) 43-11 1/4, 5. Mindy Wirtz (Medina Senior, Medina, OH) 42-9 1/4, 6. Dani Parkos (Central, Grand Forks, ND) 42-6 1/4. Heptathlon: 1. Rosiey Harris (Windsor, CT) 2796, 2. Adra Hysong (Tolleson, AZ) 2790, 3. Heather Sterlin (Mission Viejo) 2788, 4. Heather Hanger (Thousand Oaks) 2654, 5. Norine Nadeau (Norwich, CT) 2542.

(NOTE: The results of several events were missing. At press time, we had not received them. We will include these results in a future issue of CTN.)

National Scholastic Outdoor Championships

By DOUG SPECK

Birmingham High School (Van Nuys), Friday, June 12th and Saturday, June 13th.

The nation's largest post-season prep all-star meet, The National Scholastic Outdoor Track and Field Championships, celebrated its second annual meet at Birmingham High School with much larger fields than the inaugural 1991 Meet. As the only post-season prep meet open to athletes of all grades the National Scholastic competition offers an interesting cross-section of athletes from all areas of the nation, with athletes from forty-one states in attendance this year. Four 1992 nation-leading efforts came from the distance running of Kim Fischer (Sun Valley, Aston, Pa), with a super Mile 4:46.73 win (and 1500m of 4:26.68 along the way), and soph Kate Landau (Tri-Valley HS, Grahamsville, NY), with a national soph record and yearly leading 10:20.3 two mile (and 9:35.8 92 best at 3000m along the way). California male champions in the very competitive Meet were Brian Wilkinson (Merced) in the mile, Jacques Sallberg (Muir, Pasadena) in the 2 mile, Mt. Pleasant (San Jose) in the 400m Relay, Edward Turner (Morning-side, Inglewood) in the Long Jump, Tony Mancuso (Newport Harbor) in the Shot Put. Female California champions were Sheena Ferguson (Washington, San Francisco) in the Long Jump and Gina Heads (Newport Beach) in the Shot Put.

Tony Mancuso picked this meet for his first 60 footer in the shot, sur-

continued next page...

passing that barrier by almost a full two feet in his super 61-7 win, with soph teammate Gina Heads making it a Newport Harbor sweep with a 42-2 1/4 win. Brian Wilkinson (Merced) showed that he is ready for a move to be the nation's top prep miler as a senior next year with a dominating 63 second final 440 in a 10 meter 4:16.41 win. Jacques Sallberg (Muir, Pasadena) marked a rare win over Pacific League male Margarito Casillas (Hoover, Glendale) in the two mile, 9:19.35-9:22.0. Long Jump winners over some good competition were Californians Edward Turner (23-6 1/4 wind legal) and Sheena Ferguson at (18-10 1/4 wind okay).

The Mt. Pleasant (San Jose) Men's group overcame a great deal of frustration from the California State Meet with a 4x100m relay 41.71 win here against 41.0 Franklin HS of Rochester, NY. Long Beach Poly super-fresh sprinters Andrea Anderson and Aminah Haddad met the top underclass sprinters from around the nation, with Anderson third to South Carolina's Benita Kelly and Philadelphia's in the 100, and Haddad third over 200 meters. Fresh Bryan Howard (West Bakersfield) was third in the Men's 100, and junior Anthony Volson (Merced) was the same over 200 meters. Miesha Marzell (Bishop O'Dowd, Oakland) was second to Fischer in the Mile with a seasonal best 4:57.81. The Skyline (Oakland) girls team that came on so strong early in the season, then was held back with some injury problems, was back in force here. In the 4x100 relay they were the winners at 47.66, and kept one of the nation's strongest teams honest all the way to the tape in a 3:46.3 second place 4x400 effort. With the Titans a young team look for some big, big things in the next couple of years.

A number of the nation's best met up in great competition! Female distance runners Kim Fischer (University of Florida-bound) and Kate Landau, mentioned above, were breathtaking with their aggressive racing styles putting them far ahead of fine fields, and brought those in the crowd to their feet with all-time great efforts that even the marginal follower of the sport could recognize as truly special. Soph Danielle Boswell (Bullard, Fresno) held her own against two of prep history's great high-jumpers. Carissa Yasen, a 6-2 leaper from Idaho won at 6-0 1/2, with Boswell second at 5-10

ahead of National Record Holder (at 6-3) Amy Acuff (Texas).

One of prepdoms greatest ever 800 meter fields was the domain of Andre Innis, a French Guyanese native at Paul Robeson HS in Brooklyn. The defending champion here, Innis blasted a 1:51.31 heat win on Friday! Against Bryan Woodward (Long Beach Poly) and six others with bests in the low 1:52's or better, Innis turned on the afterburners down the homestretch in the final to win at 1:50.35 and probably secure for himself the honor of "All-American" in the event.

Danny McCray (Elison, Killeen, Tx), headed for Texas A&M as one of the nation's finest wide receivers, had a super sprint double, rolling to a 46.62 400m triumph, and returning to race 21.48 in the 200 meters. A future female sprint great won the Women's 100, with junior Benita Kelly (Southside, Greenville, SC) blazing 11.66 in the heats, then taking the Finals at 11.86. Fellow South Carolinian, soph Monique Hennagan (Spring Valley, Columbia), who had relayed 51.5 for a 400m split in the Golden South Meet, showed her class here in a 54.74 one lap win. Super fresh female 800m stars, Jowanna McMullen (IS 324, Brooklyn, NY) and Julian Reynolds (Benjamin, North Palm Beach, Fl) went 1-2 after a stirring stretch run among involving athletes, and the youngsters recording 2:11.8 and 2:12.3 times, respectively. 7-3 High Jumper Mike Ledet (Louisiana) took his event at 7-0 1/4, with 17-6 Pole Vaulteur Lawrence Johnson (Virginia) winning there at 16-0.

Results

Events Friday noted with "a" - Saturday noted with "b" - (Times in Hundredths Accu-track - Those in Tenths are Hand-Timed)

MEN

100 Meters--(Heats "a") (H-1) (wind +1.4 meters per second aiding) **Jermaine Stafford (Franklin, Rochester, NY) 10.63, 2. ***Bryan Howard (West Bakersfield, Bakersf, Ca) 10.69...4. *Tony Serpas (Birmingham, Van Nuys, Ca) 10.87. (H-2) (wind +1.2 mps) *Jarron Turner (Mt. Pleasant, San Jose, Ca) 10.73, 2. *Anthony Volson (Merced, Ca) 10.79, 3. -Patrick Abdelkerim (Birmingham, Van Nuys, Ca) 10.87, 4. -Robert Rice (Mt. Pleasant, San Jose, Ca) 10.92, 5. -Jason Pennywell (Mt. Pleasant, San Jose, Ca) 10.92. (H-3) (wind +1.3 mps) *Kevin Devine (Nogales, La Puente, Ca) 10.71. (FINALS "b") (wind -2.37 mps) **Stafford 10.75...3, ***Howard 10.90, 4. *Devine 10.94, 5. *Volson 10.97...7. *Turner 11.06, 8. *Serpas 11.14
200 Meters-- (Heats "a") (H-1) (wind +1.5

mps) --Corey Doxey (Norview, Norfolk, Va) 21.50...3. -Patrick Abdelkerim (Birmingham, Van Nuys, Ca) 22.22. (H-2) (-0.5 mps) -Danny McCray (Elison, Killeen, Tx) 21.46...4. ***Bryan Howard (West Bakersfield, Bakersfield, Ca) 22.21. (H-3) (+1.6 mps) *Anthony Volson (Merced, Ca) 21.42...4. -Edward Turner (Morningside, Inglewood, Ca) 21.94. (FINALS "b") (+.83 mps) -McCray 21.48...3. *Volson 21.63...7. -Turner 22.22.

400 Meters--(Heats "a") (H-1) -Danny McCray (Elison, Killeen, Tx) 48.4, 2. *Jimmie Johnson (Mission San Jose, Fremont, Ca) 48.9. (H-2) *Kyle Lane (Harrisburg, Pa) 47.6...5. -Michael Mogul (Birmingham, Van Nuys, Ca) 49.74. (H-3) -Willie Simmons (Elgin, Tx) 48.3...7. -Jaye McMillan (Gardena, Ca) 50.04. (Finals "b") - McCray 46.62 (McCray is National Leader).

800 Meters--(Heats "a") (H-1) -Andre Innis (Robeson, Brooklyn, NY) 1:51.31...4. *Paul De la Cerda (Hart, Newhall, Ca) 1:55.16...6. -Anthony Fisher (Maranatha, Sierra Madre, Ca) 1:55.44. (H-2) -Brian McQuad (Reno, Nv) 1:53.33, 2. -Bryan Woodward (Poly, Long Beach, Ca) 1:53.41...4. -Todd Tressler (San Marcos, Santa Barbara, Ca) 1:54.81...7. -Bill Neff (Royal, Simi Valley, Ca) 1:56.42. -8. Omar Naranjo (Garfield, L.A., Ca) 1:56.43. (H-3) -Steve Ybarra (Cactus, Glendale, Az) 1:54.14, 2. *Nathan Woods (Duarte, Ca) 1:54.74, 3. -Brian Stelp (Peninsula, Rolling Hills Estates, Ca) 1:54.84, 4. -Chris Gaston (Cardinal Newman, Santa Rosa, Ca) 1:54.85. (Finals "b") -Innis 1:50.35, 2. -Woodward 1:51.36. -Schroer 1:51.78.7. *Woods 1:56.49.

One Mile ("b")-- (R-1) *Brian Wilkinson (Merced, Ca) 4:16.41...4. *Jim Cera (Upland, Ca) 4:20.6...7. ?Damian Flores (Bell, Ca) 4:29.0. (R-2) -Keith O'Brien (Shawnee, Medford, NJ) 4:19.0...3. -Ryan Luce (Royal, Simi Valley, Ca) 4:24.2.

Two Mile Run ("b")-- Jacques Sallberg (Muir, Pasadena, Ca) 9:19.35, 2. *Margarito Casillas (Hoover, Glendale, Ca) 9:22.0...4. Fernando Mendoza (Channe) Islands, Oxnard, Ca) 9:27.2, 5. *Jim Cera (Upland, Ca) 9:39.9.

110 Meter High Hurdles--(Heats "a") (H-1) (wind +3.9 mps) -Demetrick Powell (Edison, Miami, Fl) 13.89w, 2. -Raymond Banner (Birmingham, Van Nuys, Ca) 14.11w...5. -Christopher Hunt (Westchester, L.A., Ca) 14.82w. (H-2) (wind +2.9 mps) -Marcus Stokes (Thacher, Ojai, Ca) 14.30w. (Finals "b") (wind -1.47 mps) -Powell 14.31, 2. -Banner 14.41, 3. -Stokes 14.52.

400 Meter Intermediate Hurdles--(Heats "a") (H-1) *Rob Pietruszka (Strongsville, Oh) 54.73...4. -Christopher Hunt (Westchester, L.A., Ca) 56.19. (H-2) **Anthony Hampton (Morrow, Englewood, NJ) 52.95, 2. -Greg Muniz (Woodbridge, Irvine, Ca) 53.18. (Finals "b") **Hampton 52.97.

400 Meter Relay ("b")-- Mt. Pleasant, San Jose, Ca 41.71, 2. Franklin, Rochester, NY 41.73...5. Nogales, La Puente, Ca 42.13, 6. Birmingham, Van Nuys, Ca 42.71, 7. Dorsey, L.A., Ca 42.88.

1600 Meter Relay ("b")-- Weequahic, Newark, NJ 3:13.07, 2. Robeson, Brooklyn, NY 3:19.85.

High Jump ("b")-- -Mike Ledet (Morgan City, La) 7-0 1/4, 2. -Chad Kopp (St. Johns, Shrewsbury, Ma) 7-0 1/4, 3. *Jason Woodward (Norview, Norfolk, Va) 6-10 1/4 (Woodward is National Leader at 7-4).

Pole Vault ("b")-- -Lawrence Johnson (Great Bridge, Chesapeake, Va) 16-0 (Johnson is National Leader at 17-6), 2. -Chris Buddin (Orange Glen, Escondido, Ca) 15-0, 3. *Jesse Stern (Harvard-Westlake, No. Hollywood, Ca) 15-0, 4. -Gary Van Sluis (El Modena, Orange, Ca) 14-8...9. *David Gehrke (Diamond Bar, Ca) 14-0.

Long Jump ("b")-- -Edward Turner (Morningside, Inglewood, Ca) 23-6 1/4 (wind +0.7 mps).

Triple Jump ("b")-- (jumps wind legal) **Rayford Sulton (Hillhouse, New Haven, Ct) 46-7 1/4, 2. *Tony Parrish (Marina, Huntington Beach) 46-5 1/4, 3. -James McAllister (Marshall, Pasadena, Ca) 46-4 3/4...5. -Mark Batista (Banning, Wilmington, Ca) 44-11 1/2.

Shot Put ("b")-- -Tony Mancuso (Newport Harbor, Newport Beach, Ca) 61-7, 2. -John Dermody (Bishop Gorman, Las Vegas, Nv) 55-6 1/2.

Discus ("b")-- -Keith Roland (Glades Central, Belle Glades, Fl) 172-11, 2. *Doug Reynolds (Greenway, Phoenix, Az) 172-6.

WOMEN

100 Meters-- (heats "a") (H-1) (wind +1.2 meters per second) *Benita Kelley (Southside, Greenville, SC) 11.66, 2. **Jennifer Wilson (Wm Penn, Philadelphia, Pa) 11.92. (H-2) (+1.3) -Passion Richardson (Berea, Oh) 12.01...4. ***Andrea Anderson (Poly, Long Beach, Ca) 12.14. (Finals "b") (wind -.45 mps) *Kelley 11.86, 2. **Wilson 11.93, 3. ***Anderson 12.08.

200 Meters--(Heats "a") (H-1) (wind -0.1 mps) ***Aminah Haddad (Poly, Long Beach, Ca) 24.22. (H-2) (+1.5) **Jennifer Wilson (Wm Penn, Philadelphia, Pa) 24.11, 2. *Benita Kelley (Southside, Greenville, SC) 24.12. (Finals "b") (wind legal) **Wilson 23.97, 2. *Kelley 24.47, 3. ***Haddad 24.78.

400 Meters ("b")-- **Monique Hennagan (Spring Valley, Columbia, SC) 54.74, 2. -Stacy Milligan (Madison, Dallas, Tx) 56.02, 3. -Adeyinka Whiteside (Martin, Arlington, Tx) 56.14, 4. *Shelle Turner (Wm Penn, Philadelphia, Pa) 56.74.

800 Meters ("b") ***Jowanna McMullen (JHS 324, Brooklyn, NY) 2:11.8 (McMullen is National Leader), 2. ***Julian Reynolds (Benjamin, North Palm Beach, Fl) 2:12.1, 3. -Ann Heffner (Hazelwood Central, Florissant, Mo) 2:12.3, 4. *Shannon Grady (Sun Valley, Aston, Pa) 2:12.7, 5. ***Kristie Johnson (Central, Fresno, Ca) 2:15.3, 6. *Christie Engesser (Ocean View, Huntington Beach, Ca) 2:19.1.

Mile ("b")--(R-1) -Kim Fischer (Sun Valley, Aston, Pa) 4:46.73 (National Leader) (4:26.8 1500 meters National Leader), 2. *Miesha Marzell (Bishop O'Dowd, Oakland,

continued next page...

Ca) 4:57.81....6. ***Amy Skieresz (Agoura, Ca) 5:07.58, 7. **Kay Nekota (Agoura, Ca) 5:09.2, 8. -Kristie Camp (Agoura, Ca) 5:10.4....10. -Rikke Pederson (Simi Valley, Ca) 5:11.9. (R-2) -Rachel Sauder (Archbold, Oh) 5:12.19, 2. -Veronica Barajas (Channel Islands, Oxnard, Ca) 5:15.61, 3. -Robin Heidt (Canyon, Canyon Country, Ca) 5:22.70.



MARIBELLA APARICIO

Photo by Kirby Lee

2 Mile ("b")-- **Kate Landau (Tri-Valley, Grahamsville, NY) 10:20.3 (National soph class 2 mile record and National Leader) (9:35.8 3000 meters National Leader), 2. *Maribella Aparicio (Fillmore, Ca) 10:48.9, 3. *Kathi Ward (Lincoln, Tallahassee, Fl) 10:49.3, 4. -Colleen Glyde (State College, Pa) 10:51.9....6. *Christina Blackmer (Upland, Ca) 11:23.9, 7. -Laura Hayward (Agoura, Ca) 11:25.9.

100 Meter Hurdles (33") ("b) (wind -2.36) - -Dawn Riley (East, Denver, Co) 14.56 (Riley is National Leader), 2. -Lawanda Byrd (Palm Beach Lakes, West Palm Beach, Fl) 14.61, 3. -Maronke Sims (Nogales, La Puente, Ca) 14.83.

400 Meter Hurdles ("b")-- *Yvonne Harrison (Lahman, Bronx, NY) 61.45 (Harrison is National Leader), 2. *Phyllis Brooks (Glades Central, Belle Glades, Fl) 61.69, 3. *Yuko Takenaka (San Marino, Ca) 64.33.

400 Meter Relay ("b")-- Skyline, Oakland, Ca 47.66.
 1600 Meter Relay ("b") William Penn, Philadelphia, Pa 3:46.0, 2. Skyline, Oakland, Ca 3:46.3.

High Jump ("b")-- -Carisa Yasen (Coeur d Alene, Id) 6-0 1/2, 2. **Danielle Boswell (Bullard, Fresno, Ca) 5-10, 3. *Amy Acuff (Calallen, Corpus Christi, Tx) 5-10 (Acuff is National Record Holder).

Long Jump ("b") (wind legal) *Shena Ferguson (Washington, San Francisco, Ca) 18-10 1/4....5. -Glory Dolphin (Santa Monica, Ca)

18-5 1/4.

Triple Jump ("b") (wind legal) -Sharline White (Clarkstowne South, W. Nyack, NY) 40-6, 2. -Glory Dolphin (Santa Monica, Ca) 37-7 3/4.

Shot Put ("b") **Gina Heads (Newport Harbor, Newport Beach, Ca) 42-2 1/4, 2. Soozie Shanley (Tulare, Ca) 40-3 1/4....4. -Sabrina Pozzi (Chaminade, Canoga Park, Ca) 37-7 1/4.

Discus ("b")-- -Tonia Roth (Roseburg, Or) 139-0, 2. **Gina Heads (Newport Harbor, Newport Beach, Ca) 136-10, 3. **Soozie Shanley (Tulare, Ca) 134-4 (better second throw)....5. -Rameika Phillips (Wainut, Ca) 131-1.

Keebler International Prep Invitational

By DOUG SPECK

York High School, Elmhurst, Illinois - Saturday, June 20th, 1992.

The Keebler cookie people, who foot the bill for everyone in attendance, had another fine end of the prep season affair in the Chicago area. The combination of the top American high school twelfth graders and selected foreign visitors was its usual great hit.

Jeff Buckley (Bakersfield) was the Golden State star, taking a weight double in the Shot (62-9 1/4) and the Discus (204-3). Jeff had a thirteen foot margin of victory in the platter event, with it is hoped Coach Bill Walsh at Stanford giving the fine football lineman some time off in the future to play with the international implements for "the Farm" each spring. Jeremy Robinson (Bellarmine Prep, San Jose) was also a winner, with a 202-2 in the Hammer throwing the prep weight implement. Shelley Taylor (Edison, Huntington Beach) was a close third in the Mile, running 4:54.59.

Results

(winners and California participants)

Women

100m-Ebony Robinson (Roosevelt, Greenbelt, Md) 11.74. 200m--Robinson 23.44. 400m--Beverly Pierre (Boys & Girls, Brooklyn)/Trinidad 53.83. 800m--Dana Day (Mercer Island, Wa) 2:09.89. Mile--Kreestena Sullivan (St. Mary's, Kitchener, Canada) 4:53.12....3. Shelley Taylor (Edison, Huntington Beach) 4:54.59. 2 MI--Stacy Swank (Texas Military Institute, San Antonio, Tx) 10:39.8. 100mHH--Nichole Belcher (Wilson, Camden, N.J.) 14.09. 300mLH--Tonya Williams (Norview, Norfolk, Va)



JEFF BUCKLEY

Fine Flicks by Don Gosney

41.52. HJ--Monika Black (Upper Arlington, Columbus, Oh) 5-8 1/2. LJ--Shandy Boyd (Valley, Louisville, Ky) 19-5 1/4....4. Kam Warner (West, Bakersfield, Ca) 18-7 1/4. TJ--Tyra Moore (Largo, Md) 40-5 1/2....5. Kayla Montgomery (Clovis West, Fresno) 39-1 3/4....7. Latasha Burnett (Lynwood) 37-10 1/2. SP--Valyeta Althouse (Blue Springs, Mo--UCLA next fall) 48-8 3/4. DT--Stacey Schroeder (Grand Island, NY) 152-11. JT--Deanna Alexander (Shawnee Heights, Tecumseh, Ks) 152-2.

Men

100m--Jermaine Lewis (Roosevelt, Greenbelt, Md) 10.50. 200m--Milton Mallard (North Garland, Garland, Tx) 20.77. 400m--Delon Gomes (Hope, Providence, RI) 46.42....7. Derek Shepard (Lincoln, San Francisco) 47.79. 800m--Scott Jensen (Calgary, Canada) 1:51.18....5. Mike Katri (Fortuna, Ca) 1:52.28. Mile--Ibrahim Aden (Fork Union Military Academy, Fork Union, Va) 4:10.90....5. Angel Martinez (San Gabriel, Ca) 4:17.76. 2 Mile-- Faizal Emamaulee (Fort Credit, Missasauga, Canada) 9:05.68....4. Daniel Das Neves (Helix, La Mesa) /Brazil 9:11.12. 110mHH--Aaron Jones (Merritt Island, Fl) 13.6. 300mIH--Demetrick Powell (Edison, Miami, Fl) 36.53. 3000m Stplechse--Jean-Nicolas Duval (Pre-College, Repentigny, Canada) 9:17.2. HJ--Isaac Hill (New Smyrna Beach, Fl) 7-2 3/4. PV--Neil Vinter (Bristol, Grt Britain) 17-3. LJ--Sam Davis (Pickering, Ajaz, Canada) 23-11 3/4. TJ--Michel Nunez (Havana, Cuba) 50-2 1/2. SP--Jeff Buckley (Bakersfield) 62-9 1/4. DT--Buckey 204-3....4. Gabriel Torre (Notre Dame, Riverside) 185-11. HT (High School)--Jeremy Robinson (Bellarmine Prep, San Jose) 202-2.

1992 TAC/USA National Junior Championships

By DOUG SPECK

The Ohio State University - Saturday July 4th & Sunday July 5th

This annual national championship, open to athletes age 19 and under, is used to pick members of the U.S. Junior National Championship team for a series of summer competitions, with this year's program culminating in September's World Junior Championships in Seoul, South Korea. A number of Californians were in attendance, with Marion Jones leading a number of Golden Staters who will achieve the highest honor for an American teenager, wearing a U.S.A. jersey in international competition as a representative of our nation. The very interesting combination of preps and first year collegians that take part in this meet always creates some great events, with the 1992 Meet its usual number high quality marks and great competitive races and field events.

Marion Jones, who after the Olympic Trials decided that making a U.S. team for sure at this level was better than tagging along to Europe with no guarantee of a spot in the big Barcelona Meet, led California's six winners with 100 and 200 meter victories. Marion realized fans' expectations early in Saturday's portion of the meet, blasting a Stadium 100 meter record with her 11.30 (wind +1.2) semifinal win. Later the same day Jones dominated a strong Finals group, winning by two meters at 11.33 (+0.4) over National Scholastic Outdoor star Benita Kelley (South Carolina) 11.52 and old nemesis, Zundra Feagin (Unat, UNLV), who you may remember was the Florida prep who was the *Track & Field News* Prep Athlete of the Year that Marion took in her first National Prep Record, a 22.87 200m in the 1991 Arcadia Invitational. Marion took the 200 on Sunday, with a 23.14w (+3.4) semi win and and 22.94 (+0.3) final effort, the latter a Meet Record. Lesa Parker (Unat, Bishop O'Dowd HS, Oakland) continued a super senior year, with the Arizona State-bound star racing a pr 11.61 for fourth in the 100. Ricky Carrigan (Unat, Compton JC) dominated a good Men's 200 meter group,

continued next page...

California Track and Cross Country Coaches Alliance

PREP NOTES

taking the Final at 20.94 (wind +0.1) by two meters. Ricky pulled a hamstring seriously in this meet last year in the 100 Finals after blasting a 10.29 Semifinal win, so his victory here had a certain sweetness to it.

Californians were prominent in the distance events. In the Men's 1500m, Richie Boulet (Sacramento TC/UC Berkeley), blazed a final 400 in the low 58 second range to take 3:48 University of Oregon frosh star, Tracy Hollister, 3:53.74-3:54.57, with San Marcos HS of Santa Barbara prep (interestingly Villanova-bound), Todd Tressler, third at 3:46.92. It was "instant replay" in the Women's 3000m, as the race unfolded just as the California State prep affair at Cerritos had a month earlier. Milena Glusac (San Diego TC/Fallbrook HS) took the event out, holding a 40-50 meter lead through the first four laps, where Maribella Aparicio (Fillmore HS) started to edge away from the second pack towards the San Diego area star. Closing to within 20 meters with two laps to go, Glusac pressed the pace as she had in the State High School competition, pulling away and winning 9:48.23-9:59.99 over Maribella, with the California duo making the U.S. Junior team and able to pick up some great end of junior year experience to send them into their senior campaigns.

Laura Hayward (Future TC/Agoura HS) was second in the Women's 10,000m, stringing three consecutive 12:10 3200's without rest plus one lap to a 38:04.40 clocking and U.S. Junior team membership. A big surprise in the distances was Alisa Nicodemus, a frosh at Utah State, who last year was a 5:09.8 1600m runner (39th on the 1991 California yearly list) at Grossmont HS in La Mesa. The victim of "rotate coaching" (walk-ons who changed everytime she looked around in High School), Alisa became the state's most improved distance runner in 1992 with her 4:30.91 here for second in the 1500m. Robin Snowbeck (Santa Monica TC/University (L.A.) HS) was fourth in the same event at 4:40.05. Mike Terry, coming back from an injury that resulted in him redshirting his frosh year at UCLA, looked good over 800m, racing 1:50.99 in a good Finals race for 4th. Prep Mike Katri (Fortuna), University of Oregon-bound, and seemingly a candidate for a great college career, was welcomed to the traffic of a college level race in the 800 fi-

nals, placing 5th in 1:51.65. Steve Guerrini, former Santa Rosa HS star, now a frosh at Wake Forest (don't any of these California distance runners stay at home for their collegiate careers??) was second in the steeplechase at 9:19.74.

Californians were a big factor in the Women's field events, with a number making the U.S. Junior team with placings among the top two. Kayla Mont-



MILENA GLUSAC

Photo by Kirby Lee

gomery (Clovis West HS, Fresno) had a pr in the Triple Jump at 40-11 3/4 (wind +1.5) for second. Kristin Heaston (Sacramento TC/Ygancio Valley HS, Concord) was barely beaten in the Shot Put by UCLA-bound Missouri prep star Valyeta Althouse 47-9 3/4-47-9 1/4. Leslie Coons (Mesa CC, San Diego) was second in the javelin at 148-8. Mindy Wirtz (Medina HS, Ohio), but a Californian the first two years of her prep career at Leland HS in San Jose, took the Discus with a fifth round 160-7 to edge Suzy Powell (Sacramento TC/Downey HS, Modesto) soph 158-9. Katrina Bindel (Wake Forest), a great all-rounder from Eureka HS, showed fine improvement during her first year of college, scoring 5228 for second in the Heptathlon.

Top Men's field event for Californians was the Long Jump, with Derek Scurry (Cal State Northridge) 24-5 1/2w (+3.5) third, Roque Belina (UC

Irvine, probably the last male competitor ever for that program) fourth at 24-3 1/2w (+2.5) (23-8 1/4 wind legal), and Edward Turner (Morningside HS, Inglewood) 5th at 23-5 1/2w (+6.4).

Shon Lewis (Wilcox HS, Santa Clara), a junior, picked up some good national experience, with a 10.66 for 7th in the Men's 100. Erin Blunt (San Pasqual HS, Escondido), UCLA-bound, was a 100 meter high hurdle (33" versus the 30" California preps run) semifinal winner at 14.35, then raced 14.36w under wet track conditions in the finals for 6th. Hesperian Liz Sutton, racing her collegiate frosh season at El Camino CC, was 4th in the Finals of the 400 meter low hurdles at 60.97. David Lo-shonkohl (Mesa CC, San Diego) was 3rd in the Hammer at 173-6 with prep Jeremy Robinson (Explorer Post 813/Bellarmine HS, San Jose) next at 169-10.

Susan Armenta, a Riverside area prep now attending University of Wisconsin at Parkside, set an American and Meet Record in the 5000m walk at 24:33.07. Saddest "sure-thing" of the meet was Chris Olsson-O'Neill, who had been over 7-2 1/4 in the High Jump as a frosh at Cal State Los Angeles, but was faced with wet conditions after a bit of rain Sunday afternoon and could not get over his 6-8 1/4 opening height. Marcus Stokes, the fine Hurdler from small Thacher HS in Ojai, who will be attending North Field Mt. Hermon prep school in Massachusetts for a year before starting his collegiate career, was a fine 4th in the Highs at 14.85.

"a" were 7/4 events, "b" were 7/5 events (times in hundredths were Accutrack Timing, those in tenths were hand timing). Known Preps in CAPITAL LETTERS. Grades for known preps during 1991-1992 school year: - = 12th grader, * = 11th grader, ** = 10th grader, *** = 9th grader.

RESULTS WOMEN

100m (a)(Semifinals) (SF-1) (wind +1.2 mps) *MARION JONES (Thousand Oaks HS, Ca)/75 11.30 (Stadium Record). 2. -LESA PARKER (Unat, Hayward, Ca/Bishop O'Dowd HS, Oakland)/74 11.71. (Finals) (a) (wind +0.4) *JONES/75 11.33...4. -PARKER/74 11.61
200m (b) (Semifinals) (SF-1) (wind +2.5 mps) Kathleen Travis (Univ Neb)/73 23.98w. 2. -LESA PARKER (Unat/Hayward, Ca/Bishop O'Dowd HS, Oakland, Ca)/74 24.18w. (SF-3) (+3.14) *MARION JONES (Thousand Oaks HS, Ca)/75 23.14w...4.

Sheila Powell (Long Beach CC, Ca)/73 24.91. Finals (b) (+0.3) *JONES/75 22.94 (MEET RECORD)...7. -PARKER/74 24.53.

400m (Semifinals "a") (SF-1) -EUREKA HALL (Jesse Owens Memorial TC/Safford HS, Az)/73 53.41...3. LaShaunda Everage (El Camino Coll)/73 55.38. Finals (b) -HALL/73 53.27. Everage/73 did not finish.

800m (Semifinals a) (SF-1) *LIZ MUELLER (Unat/Waterford HS, Ct)/75 2:07.37...3. *MIESHA MARZELL (Silver State Striders/Bishop O'Dowd HS, Oakland, Ca)/74 2:13.49 (SF-2) ***JOWANNA MCMULLEN (Juennes TC, IS 324, Brooklyn, NY)/76 2:09.46...5. *CHRISTIE ENGESSER (Ocean View HS, Huntington Beach, Ca)/75 2:15.55. Finals (b) ***MCMULLEN/76 2:05.35...7. *MARZELL/74 2:16.22

1500m (b) Kate Weber (Wake Forest Univ)/73 4:30.90. Alisa Nicodemus (Utah St Univ)/73 4:30.91...4. -ROBIN SNOWBECK (Santa Monica TC/University HS, L.A., Ca)/73 4:40.05...6. *KRISTIE CAMP (Future TC/Agoura HS, Ca)/75 4:43.83...13. *STACEY AUER (Future TC, 1000 Oaks HS, Ca)/75 5:05.42.

3000m (b) *MILENA GLUSAC (San Diego TC/Fallbrook HS)/75 9:48.23. 2. *MARIBELLA APARICIO (Fillmore HS, Ca)/75 9:55.99...7. **KAY NEKOTA (Future TC, Agoura HS, Ca)/77 10:21.59.
10,000m (a) Kris Kelly (Penn St Univ)/73 37:23.98. 2. -LAURA HAYWARD (Future TC, Agoura HS, Ca)/74 38:04.40. 3. Kristin Diggs (American River Coll, Ca)/73 38:41.24.

100 Meter High Hurdles (Semifinals "a") (SF-1) (wind -1.5 mps) Dawn Burrell (Univ Houston)/73 14.36...5. Susana De La Garza (College of the Siskiyous, Ca)/73 15.26. (SF-2) (wind +1.3) -ERIN BLUNT (San Pasqual HS, Escondido, Ca)/74 14.35. (Finals a) (+2.9 mps) Burrell/73 13.87w...6. -BLUNT/74 14.36w

400m Hurdles (Semifinals a) (SF-1) Elizabeth Sutton (El Camino CC, Ca)/73 61.12. (SF-2) *CARMEN BANKS (John Adams HS, Cleveland, Oh)/75 61.00...4. Sharifa Cox (Long Beach CC, Ca)/73 63.72. (SF-3) -TONYA WILLIAMS (Norview HS, Norfolk, Va)/74 61.15...3. -ERIN BLUNT (San Pasqual HS, Escondido, Ca)/74 63.23. (Finals) (b) -WILLIAMS/74 58.71...4. Sutton/73 60.97.

5000m Walk-Susan Armenta (Wisconsin/Parkside)/73 24:33.07 (American & Meet Record).

High Jump (a) *AMY ACUFF (Catalien HS, Corpus Christi, Tx)/75 5-9 3/4.

Long Jump (a) Monyetta Haynesworth (Clemson Univ)/73 19-10 1/4w (wind +4.9 meters per second) (wind legal 19-5 1/2)...7. Danielle Brown (Fullerton CC)/73 18-8 (+1.9). 8. -GLORY DOLPHIN (Santa Monica HS, Ca)/74 18-2 1/2 (+1.9).
Triple Jump (b) -CARLA SPEARS (Luling HS, Tx)/73 40-11 3/4w (+2.6 mps) (40-7 3/4 wind legal). 2. *KAYLA MONTGOMERY (Clovis West HS, Fresno, Ca)/74 40-11 3/4 (+1.5)...6. Danielle Brown (Fullerton Coll)/73

PREP NOTES

38-8 1/4w (+6.8) (no wind legal), 7. *CHRISTINE SHERWOOD (Watsonville TC, Watsonville HS, Ca)/75 38-4w (+2.1) (38-2 wind legal), 8. -GLORY DOLPHIN (Santa Monica HS, Ca)/74 37-8 1/2w (+8.0) (37-7 1/4 wind legal)

Shot Put (a) -VALYETA ALTHOUSE (Unat/Blue Springs HS, Mo)/74 47-9 3/4, 2. *KRISTIN HEASTON (Sacramento TC/Ygnacio Valley HS, Concord, Ca) 47-9 1/4
Javelin (a)-- -TONIA ROTH (Oregon South TC, Roseburg HS) 151-7, 2. Leslie Coons (San Diego Mesa CC)/73 148-8...5. **SUZY POWELL (Downey HS, Modesto, Ca)/76 141-0...Celeste McVey (So Cal Roadrunners)/73 130-11.

Discus (b) -MINDY WIRTZ (Medina HS, Oh)/74 160-7, 2. **SUZY POWELL (Sacramento TC, Downey HS, Modesto, Ca)/76 158-9...5. Celeste McVey (So Cal Roadrunners)/73 140-5.

Heptathlon (a-b) (some competitors were assisted with wind in the long jump event) Theresa Roy (Univ Ct)/73 5375w, 2. Catrina Bindel (Wake Forest Univ)/73 5228...12. Glenda Whipple (College of Siskiyous)/73 4216w.

MEN

100m (Semifinals) (a) (SF-3) (+0.1) Edward West (Univ Fl)/73 10.66...3. *SHON LEWIS (Wilcox HS, Santa Clara, Ca)/74 10.72. (Finals) (a) (+0.8) West/73 10.39...7. *LEWIS/74 10.66.

200m (Semifinals) (b) (SF-1) (-1.4 mps wind) 1. Ricky Carrigan (Unat, Compton CC)/73 21.34...7. *EDWARD TURNER (Morningside HS, Inglewood, Ca)/75 22.46. (SF-2)...4. Kevin Tribelhorn (Adams St Coll

former Moorpark HS)/73 22.52. (Finals) (b) 1. Carrigan/73 20.94

400 m (Semifinals) (a) (SF-1) -CHRISTOPHER JONES (Texans TC, Wilmer-Hutchins HS, Dallas, Tx)/73 46.47...4. Devon Edwards (Cal Poly Pomona)/73 47.25 (injured during event).

(Finals) (b) Deon Minor (Baylor Univ)/73 45.68

800m (Semifinals) (a) (SF-1) Conrad Nichols (Ga Tech)/73 1:51.58, 2. Michael Terry (Unat, Orange, Ca)/73 1:52.24...4. -BRYAN WOODWARD (Unat, Long Beach Poly HS, Ca)/74 1:53.34. (SF-2) Mike Daniel (Seton Hall Univ)/73 1:51.42...4. -MICHAEL KATRI (Fortuna HS, Ca)/74 1:51.89. (Finals) (b) Daniel/73 1:49.12...4. Terry/73 1:50.99, 5. -KATRI/74 1:51.65.

1500m (b) Richard Boulet (Sacramento TC)/73 3:53.74, 2. Tracy Hollister (Univ of Ore)/73 3:54.57, 3. -TODD TRESSLER (San Marcos HS, Santa Barbara, Ca)/74 3:56.92, 4. -ANGEL MARTINEZ (San Gabriel HS, Ca)/73 4:01.40.

5000m (b) -THEO MOLLA (University HS, Tucson, Az)/74 15:09.42...3. -ANGEL MARTINEZ (San Gabriel HS, San Gabriel, Ca)/73 15:42.48.

10,000m (a) Adrian Arnold (Rice Univ)/73 32:17.92...4. -STEWART ELLINGTON (Ryans Sports Shop, Milpitas HS, Ca)/74 33:47.94...7. Justin Curley (Cal Poly Pomona) 35:01.28.

110m HH (42") (Semi Finals "a") (SF-1) (wind -0.1 mps) -MARCUS STOKES (North Field Mt. Herman, Thacher HS, Ojai, Ca)/74 14.77.

(Finals) (b) (wind +0.4) Reggie Barnes-Smith (No. Car St Univ)/73 14.47...4. -STOKES/

74 14.85.

400m Intermediate Hurdles (Semifinals) (a) (SF-1) Keith Williams (Taft JC, Ca)/73 53.94. (SF-2) William Porter (Odessa Coll)/73 51.57...5. Ryan Renz (Bakersfield College)/73 55.12. Finals (b) William Porter (Odessa Coll) 51.36...4. Williams/73 52.45.

3000 Meter Steeplechase (b) Nathan Kennedy (Weber St Univ) 9:12.23, 2. Steve Guemini (Wake Forest Univ) 9:19.74.

10,000m Walk (a) James Spahr (Walk USA/Smithtown, NY)?? 48:16.13...5. Justin Marrugo (Temecula, Ca)/76 50:47.73...9. Adam Mendonca (So Cal Roadrunners/Riverside, Ca)/75 53:01.31, 10. Michael Tomasulo (So Cal Roadrunners/Rialto, Ca)/74 54:38.84.

High Jump (b) Erik Mueller (Rutgers Univ)/73 6-9 3/4.

Pole Vault (a) -DARREN MCDONOUGH (Edwardsville HS, Il)/74 17- 1...4 (tie). -CLARENCE PHELPS (Sacramento TC/Christian Brothers HS, Sacramento, Ca)/74 15-3.

Long Jump (a) Robert Thomas (Univ Nebraska)/73 25-6 3/4w (+6.4 mps) (22-3 1/2 wind legal best)...3. Derek Scurry (Cal St Northridge)/73 24-5 1/2w (+3.5) (17-3 1/2 wind legal), 4. Roque Balina (Univ Cal Irvine)/73 24-3 1/2w (+3.5) (23-8 1/4 wind legal), 5. *EDWARD TURNER (Morningside HS, Inglewood, Ca)/75 23-5 1/2w (+6.4) (23-3 1/2 wind legal)...8. Kendall Hoggatt (Fresno St Univ)/73 23-2 3/4 (-0.3).

Triple Jump (b) Brian Ellis (Az St Univ)/73 53-2 1/4w (+7.9) (48-9 1/2 wind legal).

Shot Put (b) Dennis Black (Unat/Great Falls, Mt)/73 56-2 3/4...5. Mark Parlin (Unat/Yorba Linda, Ca)/73 52-10.

Discus (a) -- Brian Milne (Penn St Univ)/73 185-4.

Hammer (a) -- *MARK MCGEHEARTY (Classical HS, Providence, RI)/75 177-0...3. David Loshonkohl (San Diego Mesa JC)/73 173-6, 4. -JEREMY ROBINSON (Explorer Post 813/Bellarmino HS, San Jose, Ca)/74 169-10...6. Damon Felice (Explorer Post 813)/73 163-6, 8. Greg Moretti (Explorer Post 813)/73 159-11...11. Shane Jackson (Merced Coll, Ca)/73 157-10, 12. Tyrone Gayles (Cal St Northridge)/73 154-3...14. Robert Dilts (Shasta Coll)/73 150-3, 15. ?BILL STENGELE (Explorer Post 813, ?? HS, ? , Ca)/74 139-5, ?16. DAVID CHARLESWORTH (Explorer Post 813/?? HS, ? , ?/75 138-10.

High School Hammer (b) *MARK MCGEHEARTY (Classical HS, Providence, RI)/75 206-0...3. -JEREMY ROBINSON (Explorer Post 813, Bellarmine HS, San Jose, Ca)/74 200-0...6. ?BILL STENGELE (Explorer Post 813, ? HS, ? , Ca)/74 171-4, 7. DAVID CHARLESWORTH (Explorer Post 813, ? HS, ? , Ca)/75 165-0.

Javelin (b) John Taylor (Brown Univ)/73 202-9...5. Chris Perry (Orange Coast College)/73 192-7.

Decathlon (a-b) (some contestants had wind-assisted marks in long jump event) Billy Schuffenhaur (Weber St Univ)/73 7304w (MEET RECORD #4 U.S. Junior score ever)...8. -CHRIS PRESCOTT (Chino HS, Ca)/74 5738...13. -BRANDON PENN (Dos Pueblos HS, Goleta, Ca)/74 5385.

**CHEAP
PRINTED
T-SHIRTS**

Factory "Seconds"
Minor "Misprints"
Production Overruns

Specify size(s) and preferred color(s) ...
various running events, etc.

If not satisfied, return for refund, less
shipping charges.

2 for \$5 ▲ 5 for \$10 ▲ 12 for \$20

Shipping Included

Add \$1/shirt for long sleeves

**SAFETY
PINS**

For runners

\$12.95 per box

\$10.95 per box of 10-19 boxes

\$9.95 per box for 20+ boxes

10 gross / 1,440 pins

RACE SUPPLIES

- ✓ Race Numbers
- ✓ Traffic Cones
- ✓ Safety Vests
- ✓ Banners, etc.

**JACK'S
ATHLETIC SUPPLY**
P.O. Box 459
San Carlos, CA 94070
(415) 595-2249



United States High School List

Compiled by Keith Conning
Through July 15, 1992

These lists contain the five best high school marks in the United States of the 1991-1992 prep season. California performers, who were listed in the July issue of *Track & Field News* high school list, are also included. There are some events with no California entries, because no one reached the *Track & Field News* minimum. The current national record (as recognized by *Track & Field News*) is listed at the head of each event.

I have also listed the placing and performance in the following post-season meets: Golden West Invitational, National Scholastic Outdoor, Keebler International Prep Invitational, TAC Junior, and Age-Group National.

Sources: *Track & Field News*, July 1992; *USA Today*, July 15; post-season meet results.

Symbols: -=senior, *=junior, **=sophomore, ***=freshman, '=citizen of another country, +=converted, (A)=mark made at altitude (above 1,000 meters), i=indoor, nwi=no wind information.

Boys

100 METERS (10.13)

- 10.30 -**RILEY WASHINGTON** (Southwest, SD)
- 10.33 -Jermaine Lewis (Roos., Greenbelt, MD)
 - 1) Golden West 10.33 (+1.23)
 - 1) Keebler 10.50
- 10.40 -Hosia Abdallah (Lincoln, Dallas, Texas)
 - 2) Golden West 10.40
- 10.41 -Greg Allen (Wirt, Gary, Indiana)
 - 4) Keebler 10.68
- 10.46 -**GENTRY BRADLEY** (Pius X, Downey)
 - 5) Golden West 10.63

Other Californians:

- 10.50 *Andre Volson (Merced)
 - 5) NSO 10.97 (10.79 heat 2)
 - 10.52 **Ali Evans (Vallejo)
- Wind-aided:
- 10.28 -Steve Davis (South Carolina)

200 METERS (20.13)

- 20.77 -Milton Mallard (NoGarland, Garland, TX)
 - 2) Golden West 21.04 (+1.24)
 - 1) Keebler 20.77
- 20.82 -Jermaine Lewis (Roos., Greenbelt, MD)

- 1) Golden West 20.94
- 2) Keebler 20.82
- 20.84+ -Gilbert Grantlin (Glades Cent, BGlade, FL)
 - 4) Golden West 21.17
 - 4) Keebler 21.11
- 21.08 -Shane Pratt (North Penn, Lansdale, PA)
 - RILEY WASHINGTON** (Southwest, SD)

Other Californians:

- 21.19 -Gentry Bradley (Pius X, Downey)
 - 3) Golden West 21.16
- 21.33 *Anthony Volson (Merced)
 - 3) National Scholastic 21.63
- 21.42 -Kevin Alexander (Valencia)
 - Scott Hammond (Lincoln, San Diego)

Wind-aided:

- 20.74+ -Milton Mallard (NGarland, Garland, TX)

400 METERS (44.69)

- 45.74 -Danny McCray (Ellison, Killeen, Texas)
 - 1) National Scholastic 46.62
 - 2) TAC Junior 45.74
- 45.94 -Milton Mallard (NGarland, Garland, TX)
 - 1) Golden West 46.25
 - 3) TAC Junior 45.94
- 46.42 -Delon Gomes (Hope, Providence, RI)
 - 1) Keebler 46.42
 - 6) TAC Junior 47.19
- 46.48 -Chris Jones (Wilmer-Hutchins, Dallas, TX)
 - 3) Keebler 46.99
 - 4) TAC Junior 46.48
- 46.64 -Raoul Howard (Reagan, Austin, Texas)
 - 6) Golden West 48.20

Californians:


- 46.68 -Derek Shepard (Lincoln, San Francisco)
 - 3) Golden West 47.13
 - 7) Keebler 47.78
- 46.72 -Richard Dupree (Mt. Pleasant, San Jose)
- 47.08 -Milton Hughes (Stagg, Stockton)
 - 4) Golden West 47.65

800 METERS (1:46.58)

- 1:49.56 -**MIKE KATRI** (Fortuna)
 - 5) Keebler 1:52.28
 - 5) TAC Junior 1:51.65
- 1:49.64 -**MILTON HUGHES** (Stagg, Stockton)
- 1:49.94 -Seth Wetzel (Jesuit, Portland, Oregon)
- 1:50.22 -**BRYAN WOODWARD** (Poly, Long Beach)
 - 2) National Scholastic 1:51.36
- 1:50.30 -Andre Inniss' (Robeson, Brooklyn, NY)
 - 1) National Scholastic 1:50.35
 - 2) Keebler 1:51.55

Other Californians:

- 1:51.19 *Brian Wilkinson (Merced)



TODD TRESSLER

Photo by Phillip Enbody

1,500 METERS (3:39.0)

- 3:48.73 -**DANIEL DAS NEVES** (Hix, LaMesa/Braz)
- 3:50.47 -**ANGEL MARTINEZ** (San Gabriel)
 - 4) TAC Junior 4:01.40
- 3:51.3 -Seth Wetzel (Jesuit, Portland, Oregon)
- 3:53.72 -**TODD TRESSLER** (San Marcos, SBarb)
 - 3) TAC Junior 3:56.92

United States High School List



3:55.29 -JEFF WILSON (Newbury Park)
Other Californians:
3:56.72 -Brian Keim (San Pasqual, Escondido)

MILE (3:55.3)

4:05.71 -Ibrahim Aden (Fork UnMilitary Acad., Fork Union, VA/Somalia)
1) Golden West 4:05.71
1) Keebler 4:10.90
4:06.97 -Eric O'Brien (Westminster, Atlanta, GA)
2) Golden West 4:06.97
4) Keebler 4:13.38
4:08.11 -Seth Wetzal (Jesuit, Portland, Oregon)
3) Golden West 4:08.11
2) Keebler 4:12.14
4:08.36 -DANIEL DAS NEVES (Helix, La Mesa/Brazil)
4) Golden West 4:08.36
4:09.98 -Chris Lear (The Pingry Sch, MartinsvNJ)
5) Golden West 4:09.98
6) Keebler 4:21.12

Other Californians:

4:11.21+ -Jeff Wilson (Newbury Park)
4:11.24+ -Angel Martinez (San Gabriel)
6) Golden West 4:11.53
5) Keebler 4:17.78
4:11.76+ -T.J. Reyes (Lakewood)
4:12.17+ -Todd Tressler (San Marcos, SBarb)
4:12.64+ *Brian Wilkinson (Merced)
1) National Scholastic R1 4:16.41
4:12.72+ -Goss Lindsay (Peninsula)
4:14.25+ *Ryan Wilson (Agoura)
4:15.3+ -Brian Keim (San Pasqual, Escondido)

3,000 METERS (8:05.8)

8:20.59 -DANIEL DAS NEVES (Helix, La Mesa/Brazil)
8:24.5 -ANGEL MARTINEZ (San Gabriel)
8:28.8 -CRUZ GALLEGOS (Centennial, Corona)
8:34.84 *RYAN WILSON (Agoura)
8:36.6 -GARY MITCHELL (South Hills, WCov)

TWO MILES (8:36.3)

8:59.48+ -ANGEL MARTINEZ (San Gabriel)
9:05.46+ -Andy Bosley (Homestead, Mequon, WI)
9:06.08+ -CRUZ GALLEGOS (Centennial, Corona)
9:06.83+ -Corey Ihmels (Williston, North Dakota)
9:07.20+ -DANIEL DAS NEVES (Helix, La Mesa)
4) Keebler 9:11.12

Other Californians:

9:07.37+ -JACQUES SALLBERG (Muir, Pasadena)
1) National Scholastic 9:19.35
9:08.98+ *Margarito Casillas (Hoover, Glendale)
2) National Scholastic 9:22.0
9:09.93+ -Jeff Wilson (Newbury Park)
9:09.98+ -Fernando Mendoza (Channel Island)
9:11.2+ -Todd Tressler (San Marcos, SBarb)
9:11.35+ *Nazario Romero (San Pasqual, Escondido)
9:13.05+ *Keith Grossman (Hart, Newhall)

110 HURDLES (13.22y)

13.70 -Jeff Jackson (N Garland, Garland, TX)
1) Golden West 13.70
13.73 -Ubeja Anderson (Eunice, Louisiana)
13.75 -Aaron Jones (Merritt Island, Florida)
3) Golden West 13.86
1) Keebler 13.8
13.81 -Derras Wilmington (Dulles, Sugarland, TX)
2) Golden West 13.81
3) TAC Junior 14.79 (42") (14.47 heat)
13.91 -Trenton Bullock (Aust-Fitch, Yngstwn, OH)
3) Keebler 13.9
-Demetrick Powell (Edison, Miami, Florida)
1) National Scholastic 14.31

Wind-aided:

13.62 -Travis Livingston (Richardson, TX)
4) Golden West 13.98
2) Keebler 13.9
13.89 -Demetrick Powell (Edison, Miami, FL)
1) National Scholastic Heat 1 13.89w
(+3.9)

300 Hurdles (35.32)

36.41 -Derras Wilmington (Dulles, Sugar TX)
2) Golden West 36.92
2) Keebler 36.57
3) TAC Junior 51.74 (400H)
36.49 -Jeff Jackson (N Garland, Garland, TX)
1) Golden West 36.80
36.53 -Demetrick Powell (Edison, Miami, Florida)
1) Keebler 36.53
36.62 -Roshan Griffin (Texas)
36.74+ ?Sedrick Jackson (Texas)

Other California:

37.07 -Chris Redmond (Vallejo)
3) Golden West 37.07
37.34+ -Demond Smith (Hawthorne)

4 x 100 (40.09)

40.34+ Reagan (Austin, Texas)
40.60 Glades Central (Belle Glade, Florida)
4) Golden West 41.31
40.64+ South Oak Cliff (Dallas, Texas)
3) Golden West 40.73
40.68 Odessa (Texas)
40.74+ Denison (Texas)

4 x 400 (3:07.40)

3:11.38 Johnson (Austin, Texas)
3:12.0 Longview (Texas)
3:12.17 South Oak Cliff (Dallas, Texas)
3:12.4 Tyler (Texas)
3:12.83 ST. MARY'S (BERKELEY)
Other Californians:
3:14.52 Morningside (Inglewood)
3:14.92 Vallejo

HIGH JUMP (7-6)

7-4 *Jason Woodard (Norview, Norfolk, VA)

7-3 3) National Scholastic 6-10 1/4
-Mike Ledet (Morgan City, Louisiana)
1) National Scholastic 7-0 1/4
7 tie) Keebler 6-8 3/4
3) TAC Junior 6-9 3/4
-Ed Broxterman (B & B, Baileyville, KS)
2) Golden West 7-0
5 tie) Keebler 6-10 3/4
7-2 3/4 -Isaac Hill (New Smyrna Beach, Florida)
1) Keebler 7-2 3/4
7-2 -Maduka Ballard (North Carolina)
5) Golden West 6-10
7 tie) Keebler 6-8 3/4
*Pernell Barnett (Texas)
-Sheldon Carpenter (East, ShawMiss, KS)
3) Golden West 7-0
3) Keebler 6-11 3/4
-Thaddeus Hood (Augusta, Georgia)
1) Golden West 7-2
2) Keebler 7-0 3/4

POLE VAULT (18-2)

17-6 -Lawrence Johnson (GrBridge, Chesapeake, VA)
1) National Scholastic 16-0
17-2 -Wayne Guidry (Orangefield, Texas)
2) Golden West 16-0
17-1 -Daren McDonough (Edwardsville, Illinois)
1) Golden West 16-6
3) Keebler 16-3
1) TAC Junior 17-1
16-6 -Jason Price (Conroe, Texas)
6) Golden West 15-0
-Ryan Jones (Elk City, Oklahoma)
Golden West no height

Californians:

16-3 -Clarence Phelps (ChristBro, Sacramento)
3) Golden West 16-0
4) TAC Junior 15-3
16-0 ?Tye Harvey (Sonora)

LONG JUMP (26-9 1/4)

25-11 1/2 -Sheddic Fields (S Oak Cliff, Dallas, TX)
2) Golden West 24-3 1/2 (+.91)
24-11 3/4 -Billy Spiller (Killeen, Texas)
24-10 1/4 ?Eric Scammons (South Hadley, Mass)
24-8 -Vincent Hypolite (La Marque, Texas)
24-7 3/4 -Leon Johnson (North Carolina)
2) Keebler 23-9 1/4

Californians:

24-3 3/4 -Robert Purdue (Valley, Sacramento)
8) Golden West 21-10 (+1.39)
24-0 -Cary Taylor (Morse, San Diego)
*Edward Turner (Morningside, Inglewood)
1) National Scholastic 23-6 1/4

Wind-aided:

26-5 1/2 -Sheddic Fields

TRIPLE JUMP (53-9 1/4)

51-3 1/4 **Andre Scott (Seminole, Sanford, FL)
4) TAC Junior 50-8 1/4
50-10 *Johnny McDaniel (Rickards, Tallahas, FL)
50-6 1/4 -Jonathan Jordan (Bloom, Chicago Ht, IL)

United States High School List

- 4) Golden West 48-6 1/4 (-.87)
5) Keebler 48-4 1/2
- 50-2 -Sheddric Fields (So Oak Cliff, Dallas, TX)
Golden West did not compete
- 50-1 1/2 -Kendrick Morgan (PocMtn, Swft, PA)
2) Keebler 49-7 1/4

Californians:

- 49-8 1/2 -Cary Taylor (Morse, San Diego)
7) Golden West 45-11 (-2.18)
- 49-5 1/2 -Offord Rollins (Wasco)
- 49-4 1/4 -Tony Parrish (Marina, Huntington Beach)
2) National Scholastic 46-5 1/4

Wind-aided:

- 50-8 -Demetrius Phillips (Bish Ward, KS City)
5) Golden West 48-5 1/2
6) Keebler 46-11 1/2

SHOT PUT (81-3 1/2)

- 67-6 1/2 -Ceaser O'Neal (Huntsville, Texas)
- 64-8 1/2 -**JEFF BUCKEY** (Bakersfield)
4) Golden West 62-2 3/4
1) Keebler 62-9 1/4
- 64-7 3/4 -Dusty Carlson (CampCo, Gillette, WY)
5) Golden West 59-6 1/4
5) Keebler 59-7 1/4
- 63-11 1/2 *Tyronne Garland (New Jersey)
- 63-1 3/4 -**PETE SWANSON** (San Benito, Hollister)
1) Golden West 63-1 3/4

Other Californians:

- 62-10 ***TYSON LINGENFELTER** (Upland)
- 61-2 -Mark Glock (Nogales)

DISCUS (225-2)

- 208-11 -**JEFF BUCKEY** (Bakersfield)
1) Golden West 208-2
1) Keebler 204-3
- 204-2 -Matt Lepsis (Frisco, Texas)
3) Golden West 190-3
3) Keebler 190-9
- 198-2 -Brett Organek (Grandville, Michigan)
2) Keebler 191-5
- 198-1 -**GABE TORRE** (Notre Dame, Riverside)
4) Keebler 186-11
- 197-7 -**PETE SWANSON** (San Benito, Hollister)
2) Golden West 197-7

HAMMER (231-11)

- 212-9 *Mark McGehearty (Classical, Provid, RI)
1) TAC Junior 177-0 (16 lb.)
- 211-8 *Sean McGehearty (Classical, Provid, RI)
2) TAC Junior 176-5
- 207-2 -**JEREMY ROBINSON** (Bellarmine, SJose)
1) Keebler 202-2
4) TAC Junior 169-10
- 200-9 **Adam Connolly (Springbrk, SilvSpr, MD)
- 194-7 *Mike Lareau (Cumberland, Rhode Island)

JAVELIN (259-10)

- 235-7 *Darby Roberts (Hill City, Kansas)
- 227-11 -Jeff Niedrowski (Wilson, W Lawn, PA)
2) Golden West 207-0

- 222-0 -Bob Johnson (Baldwin, Pittsburg, PA)
1) Golden West 209-9
1) Keebler 222-0
- 218-9 -Ryan Maloney (Central, Butte, Montana)
- 214-5 -Brandon Ruud (Concordia, Kansas)
4) Golden West 197-2
4) Keebler 214-5

DECATHLON (7,359)

- 6,524 ?Ray Livingston (Barlow, Gresham, OR)
2) TAC Junior 6,524
- 6,462 **Nathan Boyd (Lake Chelan, Washington)
3) TAC Junior 6,462
- 6,320 -Richard Curry (Coral Gables, Florida)
1) Golden West 6,320
- 6,139 -Mike Buonomo (Flanders, New Jersey)
2) Golden West 6,139
- 5,979 -**CHRIS PRESCOTT** (Chino)
3) Golden West 5,979
- Other Californians:**
- 5,845 -**ISAIAH MUSTAFA** (Oxnard)
- 5,769 -**MARK AUCUTTI** (Oxnard)

GIRLS

100 METERS (11.13)

- 11.14 ***MARION JONES** (Thousand Oaks)
1) TAC Junior 11.33
- 11.36 -Danielle Marshall (Lake Washington, Kirkland, Washington)
1) Golden West 11.36 (+1.81)
- 11.52 *Benita Kelly (Southside, Greenville, SC)
1) National Scholastic 11.86 (11.66 ht1)
2) TAC Junior 11.52
- 11.61 -**LESA PARKER** (Bishop O'Dowd, Oakland)
4) TAC Junior 11.61
- 11.66 -Ebony Robinson (Roos, Greenbelt, MD)
2) Golden West 11.45
1) Keebler 11.74

Other Californians:

- 11.73 *****AMINAH HADDAD** (Poly, Long Beach)
- 11.77 *****ANDREA ANDERSON** (Poly, L Beach)
3) National Scholastic 12.08
- 11.78 ****TAI-NE GIBSON** (Morningside, Inglewd)
- Wind-aided:**
- 11.38 *Casey Custer (Martin, Arlington, Texas)

200 METERS (22.58)

- 22.58 ***MARION JONES** (Thousand Oaks)
1) TAC Junior 22.94
- 23.44 -Ebony Robinson (Roos, Greenbelt, MD)
1) Golden West 23.54
1) Keebler 23.44
- 23.53 **Jennifer Wilson (Wm Penn, Philad, PA)
1) National Scholastic 23.97
3) TAC Junior 23.53
- 23.76 -Eureka Hall (Safford, Arizona)
2) Golden West 23.96

- 23.97 *****AMINAH HADDAD** (Poly, Long Beach)
3) Natl Scholastic 24.78 (24.22 heat 1)

Other Californians:

- 24.08 -Lesia Parker (Bishop O'Dowd, Oakland)
7) TAC Junior 24.53
- 24.11 *****ANDREA ANDERSON** (Poly, Long Beach)
- 24.38 -Santisha Arnold (Morningside, Inglewood)
- Wind-aided:**
- 23.66 *Casey Custer (Martin, Arlington, Texas)
7) Natl Scholastic 25.38 (24.79 heat 1)
6) TAC Junior 24.36

400 METERS (50.87)

- 52.99 -Eureka Hall (Safford, Arizona)
1) Golden West 54.32
1) TAC Junior 53.27
- 53.58 ****Monique Hennagan** (SprVly, Columbia, SC)
1) National Scholastic 54.74
2) TAC Junior 54.05 (53.58 heat 1)
- 53.83 -Beverly Pierce (Boys&Girls, Brooklyn, NY)
1) Keebler 53.83
- 54.39 **Cynthia Newsome (South, Denver, CO)
3) TAC Junior 54.39
- 54.44 ***MARION JONES** (Thousand Oaks)
- Other Californians:**
- 54.46 -**JANICE NICHOLS** (Bakersfield)
2) Golden West 55.29
- 55.06 **Latasha Collins
- 55.24 -Tammara McLin (Eisenhower, Rialto)

800 METERS (2:00.7)

- 2:05.35 ***Jowanna McMullen (Int324, Brklyn, NY)
1) National Scholastic 2:11.8
1) TAC Junior 2:05.35
- 2:05.54 *Liz Mueller (Waterford, Connecticut)
2) TAC Junior 2:05.54
- 2:09.48 ***MIESHA MARZELL** (BO'Dowd, Oakland)
7) TAC Junior 2:16.22
- 2:09.78 -Ann Heffner (Hlzd Cent, Florissant, MO)
3) National Scholastic 2:12.3
4) Keebler 2:14.59
- 2:09.89 -Dana Dey (Mercer Island, Washington)
1) Keebler 2:09.89

Other Californians:

- 2:11.23 ***CHRISTIE ENGESSER** (Ocean View)
6) National Scholastic 2:19.1
- 2:11.36 -**HOLLY WELCH** (Bella Vista, Fair Oaks)
2) Golden West 2:14.02
- 2:11.59 -**SHELLEY TAYLOR** (Edison, Hunt Beach)
- 2:12.15 **Kamara Mayberry (St. Bern, PlaDel Rey)
- 2:12.16 *Deetra Deer (Crenshaw, Los Angeles)
- 2:12.1 *Melanie Hand (Fallbrook)
- 2:12.59 -Kerri Woolheater (Casa Grnd, Petaluma)
5) Golden West 2:17.46
- 2:12.66 -Nikki Shaw (Fillmore)

1,500 METERS (4:16.6)

- 4:26.8 -Kim Fisher (Sun Valley, Aston, PA)
National Scholastic 4:26.8 (enroute)
- 4:31.14 -Jennifer Rhines (Liverpool, New York)
- 4:31.2 -**SHELLEY TAYLOR** (Edison, Hunt Beach)

United States High School List



ERIN BLUNT

Photo by Kirby Lee

- 4:31.32 -**NIKKI SHAW** (Fillmore)
 4:33.19 -Kim Goode (Virginia)
 Other Californians:
 4:35.7 ***Maribella Aparicio** (Fillmore)
 *****Barbara Boisvert** (Lutheran, Orange)

MILE (4:35.24)

- 4:46.73 -Kim Fisher (Sun Valley, Aston, PA)
 1) National Scholastic 4:46.73
 4:50.21+ -**SHELLEY TAYLOR** (Edison, Hunt Beach)
 3) Keebler 4:54.59
 4:51.8+ -Chris Engel (MtOlive, Flanders, NJ)
 1) Golden West 4:55.6
 4:52.10+ -**NIKKI SHAW** (Fillmore)
 4:53.19 -Emily Johnson (University, Spokane, WA)
 2) Keebler 4:53.19
 Other Californians:
 4:54.4+ *Milena Glusac (Fallbrook)

- 4:57.4C+ ***Maribella Aparicio** (Fillmore)
 4:57.81 ***Miesha Marzell** (Bish'O'Dowd, Oakland)
 2) National Scholastic 4:57.81

3,000 METERS (9:08.6)

- 9:35.85 ***Kate Landau** (Tri-Vly, Grahamsville, NY)
 National Scholastic 9:35.8 (enroute)
 9:45.10i ***Amanda White** (Dulaney, Timonium, MD)
 9:48.23 ***MILENA GLUSAC** (Fallbrook)
 1) TAC Junior 9:48.23
 9:49.5 ****CARRIE GARRITSON** (SunHills, Fuller)
 9:54.7 ***MARIBELLA APARICIO** (Fillmore)
 2) TAC Junior 9:55.99

- Other California:
 10:08.59 -**Maria Lopez** (Compton)

TWO MILES (10:03.5)

- 10:20.3 ***Kate Landau** (Tri-Vly, Grahamsville, NY)
 1) National Scholastic 10:20.3
 10:24.74i ***Amanda White** (Dulaney, Timonium, MD)
 10:31.87+ ****CARRIE GARRITSON** (SunHills, Fuller)
 10:34.74+ ***MILENA GLUSAC** (Fallbrook)
 10:36.02+ -**Megan Flowers** (Fl. Worth, Texas)
 2) Golden West 10:32.57 (3,200m)

- Other California:
 10:43.68+ ***Maribella Aparicio** (Fillmore)
 2) National Scholastic 10:48.9

100 hurdles (33") (12.95)

- 13.82(A) -**Dawn Riley** (East, Denver, Colorado)
 1) National Scholastic 14.56 (-2.36)
 4) Keebler 14.48
 7) TAC Junior 14.38w
 13.99 -**Anjanette Kirkland** (Holmes, San AntonTX)
 2) Golden West 14.12
 6) Keebler 14.79
 14.09 -**Nichole Belcher** (Wilson, Camden, NJ)
 1) Keebler 14.09
 14.11 -**Tiffany Myers** (Spr Vly, Columbia, SC)
 14.16 -**Carman Banks** (Adams, Cleveland, Ohio)
 Wind-aided:
 14.03nwi -**Kimberly Carson** (Roos, Des Moines, IA)
 3) Golden West 14.24
 2) Keebler 14.29
 2) TAC Junior Heat 4 14.03nwi
 14.12 ?**Shandelire Boyd** (Valley, VlyStation, KY)
 2) TAC Junior 14.12w
 14.35nwi -**Erin Blunt** (San Pasqual, Escondido)
 6) TAC Junior 14.36w

100 HURDLES (30") (13.06A)

- 13.83 -**TWILA SIMS** (Lompoc)

- 13.94 -**ERIN BLUNT** (San Pasqual, Escondido)
 4) Golden West 14.40
 -**KAM WARNER** (West, Bakersfield)
 1) Golden West 14.11 (+.10)
 13.97 -**Kim Carson** (Roosevelt, Des Moines, Iowa)
 *****JENNIFER ODOM** (Indepen, San Jose)

- Wind-aided:
 13.91 -**YVONNE SCOTT** (Johnson, Sacramento)
 6) Golden West 14.66

300 HURDLES (40.18)

- 41.52 -**Tonya Williams** (Norview, Norfolk, Virginia)
 1) Golden West 42.23
 1) Keebler 41.52
 1) TAC Junior 400H 58.71
 42.04 -**Anjanette Kirkland** (Holmes, SAntonio, TX)
 2) Golden West 42.29
 3) Keebler 42.25
 42.18 -**Kyme Townes** (Highland Springs, Virginia)
 2) Keebler 42.18
 42.29 ***Darlene Malco** (Sterling, Baytown, Texas)
 42.59 -**Carman Banks** (Adams, Cleveland, Ohio)
 3) TAC Junior 400H 60.24

- Californians:
 42.75 -**Twila Sims** (Lompoc)
 42.96 -**Erin Blunt** (San Pasqual, Escondido)
 4) Golden West 43.73
 43.44 -**Levinia Henlon** (Upland)

4 x 100 (45.11)

- 45.83 **MORNINGSIDE (INGLEWOOD)**
 45.88 **POLY (LONG BEACH)**
 46.22 **Madison** (Dallas, Texas)
 46.64+ **Roosevelt** (Greenbelt, Maryland)
South Oak Cliff (Dallas, Texas)


- Other Californians:
 47.03 **Muir** (Pasadena)
 47.09 **Bishop O'Dowd** (Oakland)

4 x 400 (3:37.69)

- 3:44.1 **Roosevelt** (Greenbelt, Maryland)
 3:44.38 **Madison** (Dallas, Texas)
 3:45.6 **SKYLINE (OAKLAND)**
 2) National Scholastic 3:45.6
 1) Age-Group Nationals 3:45.6
 3:45.86 **MORNINGSIDE (INGLEWOOD)**
 3:45.91 **POLY (LONG BEACH)**
 Other Californians:
 3:47.29 **Bishop O'Dowd** (Oakland)
 3:49.05 **Logan** (Union City)

SUBSCRIBE TO CTN TODAY!!

United States High School List



Left to right: KRISTY KIERULFF, DANIELLE BOSWELL and JULIE JENKINS

Photo by Bill Cockerham

HIGH JUMP (6-3)

- 6-3 *Amy Acuff (Calallen, Corpus Cristi, TX)
3) National Scholastic 5-10
1) TAC Junior 5-9 3/4
- 6-2 -Carissa Yasen (Coeur d'Alene, Idaho)
1) National Scholastic 6-0 1/2
- 5-11 **DANIELLE BOSWELL (Bullard, Fresno)
2) National Scholastic 5-10
- 5-10 1/4 ***Alicia Alford (Summerville, SC)
- 5-10 -Jenny Bramer (Nebraska)
*Sharia Clinkscales (Hanna, Andren, SC)
-JULIE JENKINS (San Ramon Vly, Danville)
4) Golden West 5-6
7) Keebler 5-5 1/2
?Jimerson (Kansas)
?Keeler (Kansas)
- ***KRISTY KEERULFF (Esperanza)
*Stephanie Ströeks (Nebraska)
-Teresa Vaughn (Texas)
-Lisa Markland (Milton, Massachusetts)
1) Golden West 5-10
-Jana Giesler (Los Alamos, New Mexico)
2) Golden West 5-10

LONG JUMP (22-3)

- 20-6 3/4 -Carla Spears (Luling, Texas)
1) Golden West 20-6 3/4 (+1.48)
4) TAC Junior 19-6
- 20-6 1/4 -KAM WARNER (West, Bakersfield)
4) Golden West 19-2 (+1.57)
- 20-0 1/2 *Teneacia Smith (East, Cherry Hill, NJ)

- 19-11 1/4 -Cassandra Grant (New Jersey)
19-10 -Danialle Leach (Florida)
Other Californians:
19-8 1/2 -Heather Sterlin (Mission Viejo)
2) Golden West 19-6 1/2w (+3.43)
- 19-5 *Sheena Ferguson (Washington, San Fran)
1) National Scholastic 18-10 1/4
- 19-4 -Cheeza Figueroa (Quartz Hill)

TRIPLE JUMP (44-0 1/2)

- 41-3 1/2 -Tyra Moore (Largo, Maryland)
1) Golden West 40-10 1/2 (-.00)
1) Keebler 40-5 1/2
- 40-11 1/2 -KAYLA MONTGOMERY (Clovis W)
3) Golden West 40-3 1/4 (-.93)
2) TAC Junior 40-11 1/2
- 40-11 -LATASHA BURNETT (Lynwood)
- 40-8 1/2 -Quanna Phillips (Spring Valley, New York)
4) Golden West 39-9 1/2 (+.33)
3) Keebler 40-4
4) TAC Junior 40-9 1/2 nwi
- 40-6 3/4 -Keeoma Wardford (Sunset, Beaver, OR)
- Other Californians:
39-3 -Christine Sherwood (Watsonville)
7) TAC Junior 38-4 nwi
- Wind-aided:
40-11 3/4 -Carla Spears (Luling, Texas)
2) Golden West 40-8 3/4w (+2.28)

- 1) TAC Junior 40-11 3/4w
40-7 3/4 -Tamara Peoples (Weston, Massachusetts)
5) TAC Junior 40-7 3/4 nwi

SHOT PUT (53-7 3/4)

- 53-3 1/2 -Paulette Mitchell (Lincoln, CounBluffs, IA)
1) Golden West 49-4 1/2
2) Keebler 47-10 1/2
- 52-8 1/4 *Kim Hicks (Plainfield, New Jersey)
- 51-8 *Nicole Sims (Plainfield, New Jersey)
4) TAC Junior 45-6 1/2
- 49-5 -Stacey Schroeder (Grd Island, New York)
2) Golden West 48-2
3) Keebler 45-10 1/2
5) TAC Junior 45-4 1/2
- 49-4 1/4 -Valeyta Althouse (Blue Springs, Missouri)
3) Golden West 47-7 3/4
1) Keebler 48-8 3/4
1) TAC Junior 47-9 3/4
- Other Californians:
49-2 1/2 *Kristen Heaston (Ygnacio Vly, Concord)
2) TAC Junior 47-9 1/4
- 46-4 -Mindy Wirtz (Leland, S.J. '90/Medina, OH)
5) Golden West 42-9 1/4
- 45-9 3/4 *Nada Kawar (Cresenta Valley)

DISCUS (183-11)

- 172-0 -Stacy Schroeder (Grand Island, NY)
1) Golden West 166-1
1) Keebler 152-11
3) TAC Junior 149-8
- 169-8 **SUZY POWELL (Downey, Modesto)
2) TAC Junior 158-9
- 167-5 -Dani Parkos (Central, Grand Forks, ND)
2) Golden West 153-3
2) Keebler 152-9
- 160-7 -MINDY WIRTZ (Leland, San Jose 1990/
Medina, Ohio)
3) Golden West 148-9
3) Keebler 150-7
1) TAC Junior 160-7
- 158-3 -Katie Smith (Logan, Ohio)
- Other California:
151-1 -Kristina Mataafa (Orange Glen, Escon)
4) Golden West 143-2

HEPTATHLON

- 4,784 -HEATHER STERLING (Mission Viejo)
1) Golden West 4,784
- 4,735 -Tiffany Lott (Pine View, St. Geo, UT)
4) TAC Junior 4,735
- 4,619 -Rosley Harris (Windsor, Connecticut)
2) Golden West 4,619
- 4,532 -Adra Hysong (Tolleson, Arizona)
3) Golden West 4,532
- 4,513 ?Milissa Flanders (Magnificat, Ohio)
6) TAC Junior 4,513

RESULTS

Please send track & field / cross country results directly to: CTN, 4957 East Heaton, Fresno, CA 93727 or FAX (209) 255-4904.

Los Angeles Track & Field Invitational

May 23. CS Los Angeles.

Men's Results

100m: 1. J. Williams (S&S) 10.30, 2. Gilbert (Canada) 10.34, 3. Carrigan (Compton) 10.37, 4. Hendricks (Showtime) 10.38, 5. Thigpen (Sports) N.T. **200m:** 1. J. Williams (S&S) 20.42, 2. T. Williams (Unat) 20.59, 3. Lovelace (Unat) 20.96, 4. Thigpen (Sports) 20.98. **400m:** 1. Drake (Showtime) 46.78, 2. Pratt (SMTTC) 47.21.

110m HH: 1. Campbell (Unat) 13.71, 2. Caliguri (Australia) 13.89, 3. Ashford (Unat) 13.95, 4. Connor (CSLB) 14.02, 5. Holmes (Patriots) 14.17. **400m IH:** 1. Knight (Unat) 50.66, 2. Porter (Reebok) 51.46, 3. Graham (SMTTC) 51.62, 4. Wright (CSN) 52.29.

HJ: 1. Cody (Unat) 7-5 1/4, 2. Balkin (S&S) 7-0 1/2, 3. Thomas (Track Florida) 7-0 1/2. **PV:** 1. Heath (Wichita St) 17-0 1/2.



BRANDI GAIL

Photo by Kirby Lee

2. Parker (CSN) 16-6 3/4, L.J.: 1. Gilbert (Canada) 25-2 1/2, 2. Scoury (CSN) 24-7 3/4, 3. Fernando (Unat) 24-0 3/4. **TJ:** 1. Pullins (Unat) 51-1 3/4, 2. D. Johnson (Patriots) 49-7 1/4, 3. Henderson (CS Fullerton) 48-0. **SP:** 1. Hilton (Canada) 58-4 3/4, 2.

McDaniel (Unat) 58-4 1/2, 3. Pommer (Canada) 55-9, 4. Vierra (CSN) 55-3 3/4. **DT:** 1. Olukoju (Nigeria) 198-2, 2. Erib (Switzerland) 193-8. **HJ:** 1. McCullough (Ireland) 213-11, 2. Clark (CSLA) 187-5, 3. M. Williams (Unat) 185-4. **TJ:** 1. Collatz (Unat) 233-5, 2. Bender (S&S) 230-0, 3. McGee (Unat) 228-3, 4. Noel (CSN) 225-10, 5. Howe (AIA) 224-10.

Women's Results

100m: 1. Howard-Hill (Unat) 11.62, 2. Ralph (LA Merc) 11.65, 3. Vines (CSN) 11.71. **200m:** 1. Mayberry (Showtime) 23.24, 2. Howard-Hill (Unat) 23.52, 3. Hardison (Showtime) 24.01, 4. Wilson (South Bay) 24.06. **400m:** 1. Wilson (South Bay) 53.49, 2. Hardison (Showtime) 53.89, 3. Harrison (SoCal Cheetahs) 54.50, 4. Henderson (Unat) 54.90, 5. Harris (Canada) 54.97, 6. Grant (CSLA) 55.04.

100mH: 1. Guida (CSLA) 13.55, 2. D. Williams (Goldwin) 13.57, 3. T. Smith (World Class) 13.63, 4. Hypolite (Unat) 13.92, 5. Morris (CSN) 13.98, 6. Estwick (Canada) 14.02. **400m H:** 1. Guida (CSN) 60.08.

HJ: 1. Mills (Advantage Ath) 6-0 1/2, 2. King Porter (Reebok) 6-0 1/2, 3. Estwick (Canada) 5-11 1/4, 4. Svoboda (CSLB) 5-10, 5. Coleman (Advantage Ath) 5-10, 6. Gill (CSN) 5-8 1/2. **LJ:** 1. W. Brown (Unat) 20-8 1/2, 2. Ralphs (LA Merc) 19-2. **TJ:** 1. Lynch (CSN) 40-0 3/4. **SP:** 1. Pagel (Mazda) 60-1 1/4, 2. Gail (CSLA) 47-5. **DT:** 1. Stricklin (CSN) 160-4, 2. Barboza (AIA) 157-10, 3. Phillips (CSLA) 151-8, 4. Sheaffer (UCSB) 150-2, 5. Gail (CSLA) 145-11. **JT:** 1. Dunn (CSN) 148-11, 2. Carpenter (AIA) 145-6, 3. MacCotter (CSLA) 144-8.

New York Games

May 23. Columbia University.

Men's Results

100m: 1. Burrell (SMTTC) 10.36, 2. Witherpoon (SMTTC) 10.40, 3. Mitchell (Mazda) 10.57, 4. Dunn (Goldwin) 10.62, 5. Drummond (Fort Worth, TX) 10.65. **200m:** 1. Marsh (SMTTC) 20.10, 2. Fredericks (Namibia) 20.43, 3. D. Everett (SMTTC) 20.56, 4. Heard (SMTTC) 20.60, 5. Little (US West) 20.98. **400m:** 1. S. Lewis (SMTTC) 44.85, 2. Daniel (Trinidad) 45.74, 3. Kitur (Kenya) 45.95, 4. Valmon (Mazda) 45.96, 5. Morris (Trinidad) 46.13, 6. Hernandez (Cuba) 46.48.

800m: 1. Kersh (SMTTC) 1:46.68, 2. M. Everett (Nike Int'l) 1:46.78, 3. Johnny Gray (SMTTC) 1:47.25, 4. Kipketer (Kenya) 1:47.75, 5. Erang (Kenya) 1:48.45. **1 Mile:** 1. Aouita (Morocco) 3:58.20, 2. Trautmann (Adidas) 3:58.23, 3. O'Sullivan (Unat) 3:58.95, 4. McKay (Britain) 3:59.92, 5. Spivey (Asics) 4:00.54, 6. Harrington (Nike Atlantic Cst) 4:00.55, 7. Cushing Murray (SMTTC) 4:01.06, 10. Falcon (Footlocker)

4:01.86. **110m HH:** 1. Dees (Florida Clippers) 13.50, 2. Kingdome (Unat) 13.75, 3. Pierce (Mizuno) 13.76, 4. Foster (World Class) 13.79, 5. Blake (Unat) 13.92, 6. Clark (SMTTC) 14.11. **400m IH:** 1. K. Young (Goldwin) 48.71, 2. Adkins (Georgia Tech) 49.41, 3. Sven Nylander (Sweden) 49.82, 4. Page (Goldwin) 50.24, 5. Wallerlind (Sweden) 50.65, 6. Keter (Kenya) 50.95.

HJ: 1. Sjoberg (Sweden) 7-6 1/2, 2. Topic (Yugoslavia) 7-6 1/2, 3. Barton (Nike) 7-5 1/4, 4. Conway (Nike Int'l) 7-5 1/4, 5. Matei (Romania) 7-3 3/4, 6. Jacoby (Reebok) 7-3 3/4. **LJ:** 1. C. Lewis (SMTTC) 28-7 1/2w, 2. McKee (Nike) 26-11 3/4, 3. George (Tyler, TX) 26-10, 4. Starks (Sports) 26-4 1/2, 5. Conley (Nike, Int'l) 26-1 1/2, 6. Jefferson (Cuba) 25-9 1/2. **TJ:** 1. Protsenko (CIS) 56-7 1/4, 2. Rutherford (Bahamas) 56-3 3/4, 3. Conley (Nike Int'l) 56-2 1/2, 4. Melikhov (CIS) 53-7 1/2, 5. Cado (Czechoslovakia) 53-5 3/4, 6. Greene (NYAC) 53-4 1/2, 7. Parrish (Los Angeles) 51-7 1/4.

Women's Results

100m: 1. Guidry (Nike Int'l) 11.41, 2. Devers (World Class) 11.45, 3. Onyali (Nike Int'l) 11.60, 4. E. Jones (Nike Int'l) 11.66, 5. Neighbors (Nike Houston) 11.70, 6. Finn (Mazda) 11.78, 7. Echols (Nike Int'l) 11.80, 8. Brown (SoCal Cheetahs) 12.14. **200m:** 1. Torrence (Nike South) 22.56, 2. G. Jackson (Jamaica) 23.11, 3. Cuthbert (Jamaica) 23.17, 4. Stevens (Nike Int'l) 23.25, 5. Dixon (Nike) 23.53, 6. Farmer-Patrick (Flo-Jo) 23.58. **400m (Race 1):** 1. Farmer-Patrick (Flo-Jo) 51.35, 2. Crooks (Canada) 51.85, 3. Batten (Reebok) 52.51, 4. Cheesborough (Jacksonville, FL) 52.81, 5. Vickers (World Class) 53.19, 6. Mutola (Mozambique) 53.59. **(Race 2):** 1. Stevens (Nike Int'l) 51.17, 2. Richards (Jamaica) 51.17, 3. Davis (Bahamas) 51.36, 4. D. Young (Reebok) 51.55, 5. Natasha Kaiser (SoCal Cheetahs) 51.86, 6. Miles (Reebok) 52.04, 7. Dixon (Nike) 52.13.

1 Mile: 1. O'Sullivan (Ireland) 4:32.66, 2. Williams (Britain) 4:33.12, 3. Hill (SoCal Cheetahs) 4:33.64, 4. Clark (Nike Int'l) 4:35.17, 5. Edwards (Britain) 4:35.32, 6. Serma (Kenya) 4:35.97, 9. Stanley (Brooks) 4:39.25. **100m H:** 1. Joyner-Kersey (McDonald's) 13.16, 2. Stanley (Sports) 13.55, 3. McKenzie (Mazda) 13.56, 4. Dickey (Unat) 13.63, 5. Adams (Cuba) 13.81, 6. Baumann (Switzerland) 13.82, 7. Cobb (LSU) 13.86, 8. Myricks (SoCal Cheetahs) 14.03. **LJ:** 1. Joyner-Kersey (McDonald's) 23-6 1/4, 2. Berezhnaya (CIS) 22-3 3/4, 3. Ropo (Finland) 22-1 3/4, 3. Ninova (Austria) 21-7 1/2, 5. Tiedtke (Germany) 21-4 1/4, 6. Nielsen (Denmark) 21-4.

Fresno State Last Chance Meet

May 28. Warmerdam Field, Fresno.

Men's Results

100m: 1. Anthony Barnes (Keiser) 10.38, 2. Aaron Thigpen (Sports TC) 10.45, 3. Walter Crawford (Unat) 10.52. **200m:** 1. Nino Napier (Army) 20.69, 2. Aaron Thigpen (Sports TC) 21.25, 3. Derrick Peoples (Army) 21.46. **400m:** 1. Dino Napier (Army) 46.80, 2. Joe Burh 47.63, 3. John Register 47.87.

800m: 1. Ward Carlos (Navy) 1:49.39, 2. Doug Sersun (Air Force) 1:49.70, 3. Ernie Freer (FSUTC) 1:49.96, 4. Errington Lindoe (Air Force) 1:50.47, 5. Joe Carnegie (WTC) 1:50.76, 6. John Evans (Air Force) 1:51.12, 7. Jason Lienau (FSU) 1:51.45. **1500m:** 1. Jamey Harris (FSU) 3:46.2, 2. Jeff Rehlund (Navy) 3:57.1, 3. Bret Hydu (Air Force) 3:59.7. **110m HH:** 1. Patrick Duffy (Unat) 13.74, 2. Mike Profit (Air Force) 14.17, 3. Robert Budwig (Unat) 14.74. **400m IH:** 1. Francisco Gonzales (Army) 51.80, 2. Thomas McGirk (Unat) 52.01, 3. Marcus Carter (B.C.) 53.10. **400m Relay:** 1. Air Force 47.87.

HT: 1. Dave Lunde (Sac St) 199-5, 2. Damian Luper (Cal) 190-3, 3. Ken Norlan (Unat) 190-3. **SP:** 1. Mark Wohlford (Unat) 57-1 1/2, 2. Martin Perkins (Army) 53-3, 3. Keith Jones (FSU) 52-10. **JT:** 1. Vince Labosky (Unat) 247-9, 2. Todd Reich (FSU) 233-4, 3. Mike Schmidt (American Athletes) 232-5. **High School PV:** 1. Brandon Jones 13-8, 2. Steve Orr 12-6, 3. Angel Monroe 11-0. **PV:** 1. Derrick Oliver (FSU) 17-5 3/4, 2. Jay Borick (UCLA) 17-5 3/4, 3. Steve Slocum (UCLA) 17-0 3/4, 4. (tie) David Cox (FSU) and Scott Krupilski (SSTC) 17-0 3/4. **HJ:** 1. Leo Williams (Keiser) 7-2 1/2, 2. Kevin Keine (Cal) 7-2 1/2, 3. John Morris (Unat) 7-2 1/2, 4. Joe Healy (Navy) 6-11 1/2, 5. Gio Sprattling (FSU) 6-11 1/2. **TJ:** 1. Dmitry Piterman (Unat) 53-10 1/2, 2. Henry Ellard (Unat) 52-10, 3. Ken Williams (Unat) 52-1 3/4, 4. Reggie Jackson (FSU) 51-8 1/4, 5. Mark Anderson (UCLA) 51-4 1/2. **LJ:** 1. Alonzo Livingston (Cal) 25-4, 2. Jon Baker (BCC) 24-11, 3. Darryl Davis (Army) 24-8 1/2, 4. Matt Anderson (UCLA) 24-6 1/2, 5. Sam Watson (FSU) 24-4 1/4, 6. Kendall Hoggatt (FSU) 24-1. **DT:** 1. Marty Perkins (Army) 188-11, 2. Mike Mielke (Army) 188-10, 3. Thomas Rosvold (SMU) 185-0, 4. Peter Schaffer (Cal) 184-4, 5. John Woritz (Cal) 179-7.

Women's Results

100m: 1. Julia Turning (Army) 11.62, 2. Ruth Morsu (Army) 11.77, 3. Gillian Grant (Air Force) 12.05, 4. Tike Jackson (Unat) 12.12. **200m:** 1. Easter Nixon (Adams TC) 23.58, 3. Tike Jackson (Unat) 24.87. **400m High School:** 1. Marick Negreet 1:01.67.

RESULTS

400m: 1. Easter Nixon (Adams TC) 53.60, 2. Julia Curnacy (Army) 55.45, 3. Tanya Dooley (FSU) 56.23. **800m:** 1. Laura Balcer (Cal) 2:06.0, 2. Rosalyn Adams (Army) 2:18.7.

1500m: 1. Laurie Miller (Unat) 4:47.4, 2. Rebecca Sparks (Air Force) 4:58.7. **3000m:** 1. Wanda Tore (Army) 11:07.7, 2. Stephanie Green (Unat) 11:17.4, 3. Millie Daniels (Army) 11:25.0. **100m H:** 1. Monica Miskick (FSU) 13.99, 2. Dawn Adams (Army) 14.45.

LJ: 1. Gwen Loud (Keiser) 20-8 1/2, 2. Tamara Nelly (Keiser) 19-5 1/2, 3. Michelle Dickens (Army) 19-0w. **DT:** 1. Talafulu Misa (FSU) 165-3, 2. Joan Magee (Air Force) 137-9, 3. Susan Grau (Army) 128-4. **HJ:** 1. Kim Sebanoler (Army) 5-10, 2. Tonya Mendonca (Olivas) 5-10, 3. Jeanette Higgins (Navy) 5-4. **SP:** 1. Dot Jones (Unat) 51-0, 2. Joan Magee (Air Force) 39-1, 3. Lori Rodriguez (FSU) 38-4 1/4. **JT:** 1. Nicole Carroll (Unat) 172-6, 2. Cathie Harris (Unat) 164-7, 3. Jennifer McCormick (Unat) 150-0, 4. Mary Andrews (Unat) 140-10, 5. Staci Raine (Unat) 140-8. **TJ:** 1. Tamara Neely (Keiser) 40-11, 2. Tara Didyk (FSU) 39-2 1/4.

Bruce Jenner Track & Field Invitational

May 30. San Jose City College.

Men's Results

100m: 1. Marsh (US) 9.99w, 2. Drummond (US) 10.15, 3. Little (US) 10.22, 4. Dunn (US) 10.24, 6. Carrigan (US) 10.29. **200m:** 1. Witherspoon (US) 20.25, 2. Little (US) 20.33, 3. Bates (US) 20.52, 4. S. Le-



MARK WITHERSPOON

Fine Flicks by Don Gosney

wis (US) 20.58, 5. J. Williams (US) 20.61, 6. Burrell (US) 20.71. **400m:** 1. D. Everett (US) 45.08, 2. Takano (Japan) 45.59, 3. Jenkins (US) 45.95, 4. Rowe (US) 46.32, 5. Cannon (US) 46.50, 6. J. Reynolds (US)

46.66.

800m: 1. Gray (US) 1:44.84, 2. Davis (US) 1:45.58, 3. Thee (Botswana) 1:46.35, 4. Clark (US) 1:46.45, 5. Baskin (US) 1:46.78, 6. Williams (Canada) 1:46.95. **1500m:** 1. Falcon (US) 3:37.96, 2. Herrington (US) 3:38.18, 3. De Olivera (Brazil) 3:38.90, 4. Spivey (US) 3:39.11, 5. Guldborg (Denmark) 3:39.45, 6. Boba (Ethiopia) 3:40.15. **3000m:** 1. Giustus (US) 7:51.29, 2. A. Ramirez (US) 7:53.19, 3. Padilla (US) 7:53.84, 4. Reuben Reina (US) 7:54.37, 5. Abshire (US) 7:55.45, 6. Bunce (New Zealand) 7:56.39. **400m IH:** 1. K. Young (US) 48.45, 2. McClintone (US) 49.31, 3. Henderson (US) 49.37, 4. Porter (US) 50.39, 5. Patrick (US) 52.37, 6. Bryant (US) 52.37.

HJ: 1. Conway (US) 7-5 1/4, 2. Stanton (US) 7-4 1/4, 3. Zaliouskas (Canada) 7-4 1/4, 4. Morris (US) 7-4 1/4, 5. Parsons (Britain) 7-2 1/2, 6. Rodgers (US) 7-1. **SP:** 1. Tatalis (US) 69-6, 2. Toth (US) 68-10 1/2, 3. Stulce (US) 68-7 1/4, 4. Smirnov (CIS) 68-5 3/4, 5. Doehring (US) 67-8, 6. Backes (US) 67-2 3/4. **DT:** 1. Schmidt (Germany) 214-10, 2. Hafsteinsson (Iceland) 207-6, 3. Jensen (Norway) 206-0, 4. Sumdt (Norway) 202-11, 5. Sweeney (Ireland) 198-2, 6. Muse (US) 189-11. **HT:** 1. Logan (US) 261-11, 2. Deal (US) 260-11, 3. Gustafsson (Sweden) 256-2, 4. Johnson (Sweden) 235-3, 5. Walker (US) 221-1, 6. Buzman (Mexico) 214-0.

Women's Results

200m: 1. Cuthbert (Jamaica) 22.15, 2. Guidry (US) 22.46, 3. E. Jones (US) 22.47, 4. Davis (Bahamas) 22.69, 5. D. Young (US) 22.77, 6. G. Jackson (Jamaica) 22.89. **400m:** 1. Stevens (US) 50.65, 2. C. Williams (Jamaica) 52.12, 3. Vickers (US) 52.62, 4. Felder (US) 52.65, 5. Hemmings (Jamaica) 53.24, 6. Manfredi (US) 55.71.

1500m: 1. Mutola (Mozambique) 4:04.78, 2. Hamilton (US) 4:08.13, 3. Mai-Graham (Germany) 4:08.34, 4. O'Sullivan (Iceland) 4:09.35, 5. Hill (US) 4:09.46, 6. Peters (US) 4:09.80. **3000m:** 1. PS Plumer (US) 8:50.89, 2. Jennings (US) 8:54.09, 3. Stealy (US) 8:56.02, 4. Wiley (Canada) 9:10.37, 5. P. Plumer (US) 9:31.37, 6. Pelts (Canada) 9:31.58. **100m H:** 1. Devers (US) 12.60w, 2. Martin (US) 12.74, 3. Tolbert (US) 12.84, 4. Waller (US) 12.94, 5. McKenzie (US) 12.96, 6. Dickey (US) 13.03. **LJ:** 1. Joyner-Kersey (US) 23-6 1/4, 2. Loud (US) 22-1, 3. Licu (Romania) 21-10 3/4, 4. Echols (US) 21-9, 5. Greiner (US) 20-9 1/4, 6. Sedwick (US) 20-7. **DT:** 1. Price-Smith (US) 210-0, 2. Costain (Austria) 206-1, 3. Dukes (US) 199-2, 4. Landry (US) 186-7, 5. Barnes (US) 185-5.

SCA/TAC Track & Field Championships

May 31. Cerritos College, Walnut.

Men's Results

100m: (Race 1): 1. Hudson (Unat) 10.82, 2. Lampley (Cell Tech) 10.98, 3. Robinson (Goldwin) 11.11, 4. Holmes (Showtime) 11.20, 5. Hill (Unat) 11.26. **200m:** (Race 1): 1. Hendrex (Showtime)

21.11, 2. Williams (S&S) 21.16, 3. T. Williams (Unat) 21.25, 4. Lovelace (Unat) 21.38, 5. Baldwin (Showtime) 22.09, 6. Jones (Unat) 22.98. (Race 2): 1. Wesley (Showtime) 21.92, 2. Flency (South Bay) 22.16, 3. Hill (Unat) 22.30, 4. Ross (Patriots) 22.36, 5. Gottlie (Unat) 24.71.

400m: (Race 1): 1. Rowe (Unat) 46.42, 2. Drake (Showtime) 47.13, 3. Wesley (Showtime) 47.77, 4. Williams (S&S) 48.01, 5. Baldwin (Showtime) 48.05, 6. Envela (Unat) 48.61, 7. Schwepker (Showtime) 49.58.

800m: (Race 1): 1. Keter (PLNC) 1:49.44, 2. Kastor (Track West) 1:49.91, 3. Kelly (Unat) 1:51.20, 4. Biggers (Unat) 1:52.04, 5. Griffin (SMTC) 1:52.12, 6. Chagnan (CPSLO) 1:52.29, 7. Jordan (SMTC) 1:52.81, 8. Terry (Unat) 1:56.02. (Race 2): 1. Serrano (Track West) 1:51.90, 2. Ryan (SC) 1:52.80, 3. Gardner (Unat) 1:57.06, 4. Monrow (Track West) 2:10.01, 5. Armenta (Unat) 2:17.66. (Race 3): 1. Serrano (Track West) 1:51.90, 2. Ryan (SC) 1:52.80, 3. Gardner (Unat) 1:57.06, 4. Monrow (Track West) 2:10.01, 5. Armenta (Unat) 2:17.66.

110m HH: (Race 1): 1. Andrade (Unat) 13.65, 2. Reading (Nike) 13.75, 3. Li (S&S) 14.01, 4. Ashford (Unat) 14.16, 5. Benoy (Springco) 14.19. (Race 2): 1. Flower (UCLA) 14.20, 2. Lacy (Patriots) 14.60.

400m IH: (Race 1): 1. Graham (SMTC) 52.22, 2. Lacy (Patriots) 54.53.

1500m: (Race 1): 1. Iovine (Track West) 3:47.8, 2. Carnage (Unat) 3:48.1, 3. Lewis (Unat) 3:51.5, 4. Russell (S&S) 3:53.4, 5. Jones (UCLA) 3:53.8, 6. Price (Unat) 3:58.4, 7. LaPlant (Track West) 3:58.4, 8. Jensen (Azlan) 3:58.4, 9. Bellany (CPSLO) 3:58.8, 10. Rodriguez (Patriots) 4:15.4. (Race 2): 1. Magill (Azlan) 3:57.23, 2. Reider (Unat) 4:07.13, 3. Urner (Unat) 4:07.79, 4. Lang (CPSLO) 4:12.76, 5. Gilboy (Unat) 4:13.72, 6. Reed (MBTC) 4:26.09, 7. Heimdal (Unat) 4:32.7, 8. Tuckman (Grant HS) 4:36.0, 9. Heimdal (Unat) 4:44.6.

5000m: 1. Lind (Team Select) 14.49, 2. Gregory (Play TC) 16:05.00, 3. Tuckman (Grant HS) 18:30.40.

JT: 1. Connolly (Harmony) 231-11, 2. Bender (SSTC) 219-11, 3. Garcia (Unat) 160-4. **HT:** 1. McCullough (Unat) 214-8, 2. Thiss (Unat) 197-7, 3. Johnson (Azusa) 183-5, 4. Coshonkohl (Masa) 169-1, 5. Song (Unat) 167-7, 6. Danonski (Unat) 163-4, 7. Koeb Lopez (ML SAC) 161-3, 8. Hurtado (Unat) 159-4, 9. Pedrick (Cerritos) 142-0.

HJ: 1. Nordquist (AIA) 6-11 1/2, 2. Balkin (SSTC) 6-9 1/2, 3. Swanson (CSUN) 6-9 1/2.

SP: 1. Absher (Unat) 51-5 1/2. **PV:** 1. Keating (Sky Jumpers) 16-0, 2. Morris (Unat) 16-0, 3. Parker (Unat) 16-0, 4. Tapia (Unat) 15-6, 5. Hamilton (Unat) 15-6, 6. Melbards (Unat) 14-6, 7. Kerker (Sky Jumpers) 14-6.

LJ: 1. Jackson (SSTC) 23-5 1/4, 2. Daniel (Unat) 21-7 1/4, 3. Stewart (SCC) 20-8.

DT: 1. Erb (Unat) 187-5, 2. Thompson (Unat) 179-11, 3. Absher (Elite) 173-11, 4. Donowski (Unat) 162-10, 5. Slobodinsky

(Unat) 158-5.

TJ: 1. Koech (Azusa) 51-2 1/4, 2. Johnson (Patriots) 48-9 1/2, 3. Davenport (Patriots) 48-9 1/2.

Women's Results

100m: 1. Devers (US) 11.17, 2. Young (US) 11.54, 3. Bolden (US) 11.98, 4. Hamilton (Unat) 12.38.

200m: 1. Young (US) 22.89, 2. Hardison (Showtime) 23.88, 3. Hainer (Nike Cst) 24.98.

400m: 1. Hardison (Showtime) 53.27, 2. Brisco (US) 57.99.

800m: 1. Groendendal (SMTC) 2:04.08, 2. Zuleski (Unat) 2:06.31, 3. Southerland (Showtime) 2:06.68, 4. Monday (Track West) 2:09.41, 5. Polk (Patriots) 2:09.53, 6. Runyan (SDTC) 2:09.61, 7. Noll (Nike Cst) 2:11.69, 8. Bayles (Nike O.I.) 2:13.65.

1500m: 1. Morgan (Nike Cst) 4:30.26, 2. Sorrells (Nike Cst) 4:32.44, 3. Blunck (AA) 4:43.00, 4. James (Unat) 4:57.90.

3000m: 1. Ward (SMTC) 9:45.98, 2. Couningham (Track West) 10:18.25, 3. Hawkins (Unat) 10:25.30.

5000m: 1. Bessel (Beach TC) 17:49.13, 2. James (Unat) 18:29.21.

100m H: 1. Jackie Joyner-Kersey (US) 13.05, 2. Smith (World Class) 13.52, 3. Thomas (US Army) 13.68, 4. Hypolite (Unat) 13.72, 5. Hainer (Nike Cst) 13.83, 6. Simmons (Unat) 14.76.

400m H: 1. Vickers (US) 57.11.

LJ: 1. Brown (Unat) 20-8 1/2, 2. Williams (Unat) 19-5 1/2, 3. Innis (US) 19-3 1/4, 4. Simmons (Unat) 19-0 1/2, 5. Jaeger (Unat) 18-11 3/4.

JT: 1. Harris (Unat) 158-7, 2. Coons (Unat) 157-0, 3. Carpenter (AIA) 139-10. **SP:** 1. Pagel (Unat) 61-6 1/4, 2. Hainer (Unat) 41-5, 3. Jaeger (Unat) 39-8 1/2.

HJ: 1. Mills (Advantage TC) 6-1 1/2, 2. Jaeger (Nike Cst) 5-10 1/2, 3. Coleman (Advantage TC) 5-8 1/2.

DT: 1. Brick (Can) 168-9, 2. Apati (Unat) 168-6, 3. Barboza (AIA) 161-8, 4. McVey (USC) 145-4, 5. Dice (Unat) 140-11, 6. Andrews (UCI) 137-10.

Armed Forces Track & Field Championships

June 5, 6. Merced College, Merced.

Men's Results

Team Scores: 1. Army 86, 2. Air Force 78, 3. Navy 33, 4. Marines 21.

100m: 1. Dionico Napier (Army) 10.28, 2. Lester LaFrance (Air Force) 10.50, 3. Derrick People (Army) 10.73, 4. Todd Stewart (Air Force) 10.76, 5. M.E. Wilson (Marines) 10.95. **200m:** 1. Dionico Napier (Army) 20.98, 2. Derrick People (Army) 21.98, 3. Michael Cannon (Marines) 21.99, 4. Johnny Dennis (Marines) 22.19, 5. Lester LaFrance (Air Force) 22.41. **400m:** 1. Joseph Barb (Army) 46.88, 2. John Register (Army) 47.35, 3. Carlos Ward (Navy) 47.41, 4. Michael Cannon (Marines) 47.48, 5. Cedric Dophus (Navy) 47.91.

800m: 1. Carlos Ward (Navy) 1:48.16, 2. Doug Sersun (Air Force) 1:49.44, 3. Errington Lindo (Air Force) 1:49.56, 4. Cedrick

RESULTS

Dolphus (Navy) 1:50.14, 5. Derwin Graham (Army) 1:50.29, 1500m: 1. Mike Michno (Air Force) 3:49.52, 2. Tim Barkdoll (Navy) 3:53.25, 3. Doug Sersun (Air Force) 3:56.06, 4. John Haynes (Army) 4:00.00, 5. Mike Conover (Marines) 4:02.61. **3000m SC:** 1. Bret Hyde (Air Force) 9:00.16, 2. Aaron Pogue (Army) 9:14.47, 3. Andy Klemas (Air Force) 9:18.01, 4. Laim Collins (Army) 9:23.95, 5. Eric Reade (Marines) 9:53.01. **5000m:** 1. Mike Michno (Air Force) 14:27.5, 2. Tim Barkdoll (Navy) 14:28.2, 3. Farley Simon (Marines) 14:37.5, 4. Mike Dudley (Air Force) 14:38.6, 5. Robert Griego (Army) 14:55.4. **10,000m:** 1. Mike Dudley (Air Force) 30:38.3, 2. Chirs Nelson (Air Force) 30:44.9, 3. Charles Dent (Army) 30:56.7, 4. Mark Littleton (Navy) 31:30.9, 5. Jeff Renlund (Navy) 31:40.1. **110m HH:** 1. John Register (Army) 13.80, 2. Mike Profit (Air Force) 13.81, 3. Charles Lackey (Air Force) 14.00, 4. M.E. Wilson (Marines) 14.39, 5. Doug Rosado (Navy) 14.47. **400m IH:** 1. John Register (Army) 51.40, 2. Roosevelt Boyland (Air Force) 52.53, 3. Andrew Jackson (Marines) 53.29, 4. Matt Bogdan (Army) 53.46, 5. Bruce Jones (Marines) 54.61. **4x100m Relay:** 1. Air Force 41.17, 2. Army 41.21, 3. Marines 41.40, 4. Navy 42.88. **4x400m Relay:** 1. Army 3:11.34, 2. Navy 3:12.95, 3. Marines 3:14.92, 4. Air Force 3:17.65.

HT: 1. Vern Conway (Air Force) 57.72, 2. Chuck Bailey (Navy) 55.98, 3. Doug Applegate (Air Force) 52.22, 4. Aaron Boren (Army) 45.04, 5. Martin Perkins (Army) 44.88. **LJ:** 1. Darryl Davis (Army) 23-4, 2. Alphonzo Davis (Air Force) 23-2 3/4, 3. Anthony Pollard (Marines) 22-9 3/4, 4. Leon Threat (Navy) 22-5, 5. Joe Heal (Navy) 22-2 1/2. **DT:** 1. Michael Mielke (Army) 179-9, 2. Martin Perkins (Army) 178-8, 3. Rich Lewis (Army) 169-11, 4. Doug Applegate (Air Force) 164-4, 5. Jeff Trier (Marines) 140-7. **PV:** 1. Melvin Hempstead (Army) 15-11, 2. Jerry Strong (Air Force) 15-7, 3. Joshua Kutrieb (Air Force) 14-11, 4. Greg Spikes (Marines) 14-5 1/4. **TJ:** 1. Charles Swindell (Army) 50-5 1/2, 2. Alphonzo Davis (Air Force) 48-6 3/4, 3. Leon Threat (Navy) 48-2 3/4, 4. Leo Peterson (Air Force) 45-10 1/2, 5. Darryl Davis (Army) 44-5 1/4. **JT:** 1. Wayne Brown (Navy) 217-5, 2. Jon Hollingstead (Army) 209-4, 3. John Zollinger (Marines) 194-10, 4. Jeff Trier (Marines) 194-1, 5. Reginald Hill (Army) 173-10. **SP:** 1. Martin Perkins (Army) 54-6 3/4, 2. Kevin McGinnis (Air Force) 53-3 3/4, 3. Rich Lewis (Air Force) 50-7 1/4, 4. Aaron Boren (Army) 49-2 1/2, 5. Jeff Trier (Marines) 45-11 1/4. **HJ:** 1. James Barrineau (Army) 7-0 1/2, 2. Joe Healy (Navy) 6-11 1/2, 3. Anthony Pollard (Marines) 6-11 1/2, 4. Alphonzo Davis (Air Force) 6-8, 5. Mark Webster (Air Force) 6-6.

Women's Results

Team Scores: 1. Army 66, 2. Air Force 62, 3. Navy 32, 4. Marines 3.
100m: 1. Julia Turing (Army) 11.63, 2. Gillian Grant (Air Force) 11.96, 3. Stephanie Thomas (Army) 12.32, 4. Maudeva Hansford (Navy) 12.38, 5. Renita Garnett

(Navy) 12.56. **200m:** 1. Julia Turing (Army) 23.79, 2. Ruth Morris (Army) 24.20, 3. Gillian Grant (Air Force) 25.10, 4. Valerie Manning (Air Force) 25.42, 5. Irene Evans (Marines) 25.85. **400m:** 1. Julia Turing (Army) 54.02, 2. Ruth Morris (Army) 54.10, 3. Valerie Manning (Air Force) 58.66, 4. Irene Evans (Marines) 1:00.22, 5. Heather Wilson (Navy) 1:04.13.

800m: 1. Roslyn Addams (Army) 2:16.55, 2. Cynthia Swift (Army) 2:17.25, 3. Rebecca Sparks (Air Force) 2:25.35, 4. Tonya Waseta (Marines) 2:33.95, 5. Alison Hite (Marines) 2:41.62. **1500m:** 1. Shannen Karpel (Air Force) 4:46.46, 2. Rebecca Sparks (Air Force) 4:50.37, 3. Marty Shue (Navy) 4:53.15, 4. April Smith (Army) 4:59.15, 5. Sylvia Loy (Marines) 5:21.31. **3000m:** 1. Callie Calhoun (Air Force) 9:58.69, 2. Darlene Mota (Navy) 10:11.39, 3. Marty Shue (Navy) 10:34.12, 4. Terry Bartosh (Air Force) 10:41.41, 5. Tricia Evans (Marines) 10:53.25. **5000m:** 1. Callie Calhoun (Air Force) 17:12.9, 2. Darlene Mota (Navy) 17:39.8, 3. Suzanne Henke (Air Force) 17:50.5, 4. Lori Chandler (Air Force) 18:16.3, 5. Tricia Evans (Marines) 18:25.8.

100m H: 1. Stephanie Thomas (Army) 13.65, 2. Valerie Manning (Air Force) 14.13, 3. Renita Garnett (Navy) 14.70, 4. Dawn Adams (Army) 15.30, 5. Renea Toliver (Air Force) 15.63. **4x100m Relay:** 1. Army 47.34, 2. Air Force 48.46, 3. Navy 49.55, 4. Marines 50.60. **4x400m Relay:** 1. Army 3:48.69, 2. Air Force 3:59.31, 3. Navy 4:10.53, 4. Marines 4:13.60.

JT: 1. Julia Turing (Army) 145-9, 2. Kelly King (Navy) 136-8, 3. Joan Magee (Air Force) 123-10, 4. Mona Wheeler (Air Force) 93-11, 5. Renita Garnett (Navy) 85-5. **HJ:** 1. Kimberly Sebenoler (Army) 5-8, 2. Michelle Dickens (Army) 5-2 1/4, 3. Elaine Riley (Air Force) 5-1, 4. Leal House (Navy) 5-1, 5. Jennifer Jump (Marines) 4-11. **DT:** 1. Maureen Magnan (Navy) 145-4, 2. Joan Magee (Air Force) 142-11, 3. Susan Grau (Army) 125-3, 4. Deborah Newman (Marines) 116-4, 5. Mona Wheeler (Air Force) 102-11. **HT:** 1. Maureen Megrin (Navy) 163-6. **SP:** 1. Mona Wheeler (Air Force) 40-0, 2. Joan Magee (Air Force) 39-9 1/4, 3. Maureen Magnan (Navy) 39-4, 4. Renita Garnett (Navy) 36-9 1/2, 5. Audra Craig (Marines) 35-7 3/4. **LJ:** 1. Mona Wheeler (Air Force) 19-0, 2. Renita Garnett (Navy) 18-11, 3. Michelle (Army) 18-10 3/4, 4. Elexa Orrange (Army) 18-8 3/4, 5. Kim Tyler (Air Force) 18-2.

Elite Track & Field Invitational

June 6, UC Irvine.

Men's Results

100m: 1. M. Bates (Showtime) 10.0, 2. Carrigan (LA Merc) 10.1, 3. J. Williams (S&S) 10.2, 4. Hepburn (MT SAC) 10.6. **200m:** 1. Bates (Start) 20.36, 2. T. Williams (Unat) 20.52, 3. J. Williams (S&S) 20.75, 4. Carrigan (LA Merc) 20.84, 5. Hendricks (Showtime) 20.96. **400m:** 1. Rowe (Showtime) 46.3, 2. Drake (showtime) 46.7,

3. Hargett (Unat) 47.4, 4. Wilcox (Showtime) 47.4.

800m: 1. Homola (Zimbabwe) 1:50.57, 2. Keter (PLNC) 1:51.97, 1500m: 1. Asgedorn (Ethiopia) 3:49.13, 2. Ruba (Ethiopia) 3:49.24, 3. Luevano (SMTC) 3:49.80, 4. Alsen (Unat) 3:50.77. **110m HH:** 1. Tong Li (Unat) 13.61, 2. Andrade (Unat) 13.81, 3. Duffy (Unat) 13.93, 4. Ashford (Unat) 14.05. **400m IH:** 1. M. Graham (SMTC) 51.75, 2. Flenny (South Bay) 52.01.

HJ: 1. Olson-O'Neill (Unat) 7-2 1/4. **PV:** 1. Curran (Unat) 17-6, 2. Borick (UCLA) 17-0 3/4, 3. Parker (CSN) 16-4 3/4, 4. Steinhardt (Australia) 16-4 3/4. **LJ:** 1. Knox (Sport) 24-3 1/2. **TJ:** 1. W. Banks (Unat) 52-4 3/4, 2. Cannon (BeeFit) 51-11 1/4, 3. Koeh (Kenya) 51-11 1/4, 4. Harper (Goldwin) 51-9, 5. D. Johnson (Unat) 51-6 1/2, 6. Pullins (Unat) 51-5 1/2, 7. Criddle (Mizuno) 51-11 1/2, 8. Parrish (Asics) 50-0 3/4. **SP:** 1. Quirk (Ireland) 60-0 3/4, 2. Wiley (Unat) 57-2 3/4, 3. Bailey (UCLA) 55-9. **DT:** 1. Bluetreich (Unat) 200-5, 2. Johnson (UCLA) 180-1. **JT:** 1. Burnett (S&S) 251-3, 2. Bender (S&S) 245-2, 3. Connelly (S&S) 230-1, 4. Howe (AIA) 227-7, 5. Schmidt (Unat) 222-9.

Women's Results

100m: 1. Gialdo (Unat) 11.99. **(Race 2):** 1. Devers (World Class) 11.10, 2. D. Young (Reebok) 11.40, 3. G. Jackson (Jamaica) 11.49, 4. Shemi Howard (Unat) 11.89, 5. A. Brown (SoCal Cheetahs) 11.73. **200m:** 1. D. Young (Reebok) 22.55, 2. G. Jackson (Jamaica) 22.90, 3. Shemi Howard (Unat) 23.60, 4. Ralph (LA Merc) 24.30, 5. Hardison (Showtime) 24.45, 6. Grant (Unat) 24.61. **400m:** 1. Mayberry (Showtime) 52.48, 2. Hardison (Showtime) 54.69, 3. Henderson (Unat) 55.02.

800m (Heat 1): 1. Runyan (SDTC) 2:08.6. **(Heat 2):** 1. Hill (SoCal Cheetahs) 2:02.74, 2. Taylor (SoCal Cheetahs) 2:03.79, 3. Zaleski (Nike Cst) 2:05.50, 4. Wysocki (Nike) 2:07.42, 5. Monday (Track West) 2:09.52, 6. Dent (Occidental) 2:09.65, 7. Noll (Nike Cst) 2:10.43, 8. Rabbitt (Nike Cst) 2:11.0. **100m H:** 1. Gualdo (Unat) 13.38, 2. T. Smith (World Class) 13.53, 3. Myricks (SoCal Cheetahs) 13.58, 4. Vaughn (Unat) 13.65, 5. Hypolite (Canada) 13.69, 6. Hainer (Nike Cst) 13.78, 7. Frazier (Start) 13.87, 8. D. Williams (Goldwin) 13.90.

HJ: 1. Borsheim (Mizuno) 6-1 1/2, 2. Porter (Reebok) and Coleman (Unat) 5-9 3/4. **LJ:** 1. W. Brown (Unat) 21-4 3/4, 2. Inniss (SoCal Cheetahs) 19-10 1/4, 3. Sedwick (World Class) 19-2 1/2, 4. S. Williams (Nike Cst) 19-1 1/4, 5. Kaufmann (UCI) 19-0 1/2. **SP:** 1. Dasse (Nike Cst) 60-1 3/4, 2. Barrett (Terre Haute TC) 53-3 3/4, 3. Weis (Unat) 52-1 3/4, 4. Hill (Unat) 51-8 1/4, 5. Gail (CSLA) 49-5. **DT:** 1. Weis (Unat) 177-9, 2. Hill (Unat) 170-11, 3. Andrews (UCI) 164-4, 4. Franke (USC) 160-9, 5. Apiafi (Nigeria) 158-6. **JT:** 1. Coons (Nike Cst) 167-0, 2. Hainer (Nike Cst) 152-5, 3. Franke 142-5.

Prefontaine Invitational

June 6, Eugene, OR.

Men's Results

200m: 1. Watkins (Sports) 20.49, 2. Olgivie (Canada) 20.59, 3. Bailey (Canada) 20.85. **400m:** 1. Simon (Nike) 45.67, 2. Caldwell (Nike) 46.66. **800m:** 1. Clark (Mazda) 1:46.60, 2. Johns (New Zealand) 1:47.46, 2. McBride (Unat) 1:48.01.

1500m: 1. Falcon (Asics) 3:36.3, 2. Atkinson (Nike) 3:37.5, 3. Bunce (New Zealand) 3:38.5, 4. Freer (FSU) 3:39.5, 5. Whiteley (Asics) 3:40.0, 6. Durbar (Moscow USC) 3:42.0, 7. Van Calcar (Oregon Int'l) 3:44.0, 8. T. Scott (NYAC) 3:44.4. **5000m:** 1. Martin (Nike Int'l) 13:35.50, 2. Plasencia (Nike) 13:35.83, 2. Brantley (New Balance) 13:32.88, 3. Garcia (Mexico) 13:37.59, 4. Quintanilla (Mexico) 13:38.80, 5. Williams (Canada) 13:39.62, 6. de Oliveira (Brazil) 13:42.44, 7. Solly (Britain) 13:42.49, 8. Scherer (Nike) 13:47.58. **3000m SC:** 1. Croghan (Oregon) 8:21.55, 2. Lopez (Mizuno) 8:23.57, 3. Fell (Canada) 8:26.69, 4. Nelson (AIA) 8:27.14, 5. McGuirk (Oregon Int'l) 8:27.99, 6. Reese (Reebok) 8:34.51, 7. Strohschein (Unat) 8:42.63, 8. Simonds (Unat) 8:42.96, 9. Barton (Unat) 8:45.91, 10. Warren (Nike) 8:49.72.

HJ: 1. Reed (Mizuno) 7-5 1/2, 2. Guidry (Nike) 7-3 1/4, 3. Williams (Kaiser) 7-3 1/4, 4. (tie) Banks (Unat) and Saunders (Bermuda) 7-1 1/2. **PV:** 1. Duplantis (Reebok) 18-8 1/4, 2. Bright (Mizuno) 18-8 1/4, 3. Taipening (Nike Int'l) 18-4 1/2, 4. Arkel (Austria) 18-4 1/2, 5. (tie) Mansen (PCC) and Huffman (PCC) 18-4 1/2. **LJ:** 1. Green (NYAC) 27-6, 2. Ester (Unat) 26-5w, 3. Ayeers (Sports) 25-6w. **HJ:** 1. Deal (NYAC) 264-10, 2. Driscoll (NYAC) 233-5, 3. McGee (Oregon Int'l) 225-10, 4. Guzman (Mexico) 219-8, 5. McArdle (Oregon Int'l) 216-7, 6. Dering (Oregon Int'l) 212-8.

Women's Results

100m: 1. Williams (Trinidad) 11.42w, 2. Clarke (Canada) 11.47, 3. Williams (Oregon Int'l) 11.48, 4. Noel (Canada) 11.67. **800m:** 1. Mutola (Mozambique) 1:58.67, 2. Crooks (Canada) 2:00.07, 3. Rainey (Nike) 2:00.44, 4. Marshall (Unat) 2:02.23, 5. Jenkins (Reebok) 2:03.15, 6. Mandredi (Unat) 2:04.66, 7. Ramsdell (Nike) 2:06.73.

1500m: 1. Hamilton (Reebok) 4:10.8, Steely (Mizuno) 4:12.54, 3. Ley (Unat) 4:15.61, 4. Ameda (Unat) 4:17.25, 5. Borovicka (Asics) 4:22.21, 6. Wilson (Oregon Int'l) 4:23.37. **2000m:** 1. Peters (Nike West) 5:38.80, 2. Slaney (Brooks) 5:39.19, 3. Mosqueda (Nike) 5:43.51, 4. Bense (Unat) 5:47.84, 5. Painter (Nike) 5:49.85.

LJ: 1. Pershina (Russia) 21-3 1/4, 2. Bright (Mizuno) 20-9 1/4, 3. Loud (Keiser) 19-10 1/4. **JT:** 1. Smith (Oregon Int'l) 180-3, 2. Hughes Suttin (Unat) 172-8, 3. Ross (Club Northwest) 167-11, 4. Schoenborn (Unat) 167-1, 5. Selman (Unat) 166-2, 6. Berry (Oregon Int'l) 161-8.

RESULTS

Kezar Mizuno Track & Field Invitational

June 6, Kezar Stadium, San Francisco.

Men's Results

100m: 1. Walter Cranford (Sacto TC) 10.68, 2. Darryl Hudson (Unat) 10.70, 3. Garrett Moore (Sacto TC) 10.89. **200m:** 1. Chatau (Unat) 21.18, 2. Thoibs (Unat) 21.88, 3. Malcom Dixon (Unat) 22.25. **400m:** 1. Butch Reynolds (Nike) 44.98, 2. Marvin Samuel (Bay Area Striders) 46.87, 3. Christopher Taylor (Unat) 47.60. **800m:** 1. Jack Armour (Unat) 1:51.39, 2. Matt Mitchell (Sacto TC) 1:52.26, 3. Youssef Choukri (Greater SFTC) 1:52.80.

1500m: 1. Brian Abshire (Reebok RT) 3:45.94, 2. Joe Tamblin (Berkeley Int'l) 3:47.36, 3. Matt Mitchell (Unat) 3:50.97. **5000m:** 1. Aaron Ramirez (Mizuno TC) 13:54.6, 2. Pat Porter (Mizuno TC) 13:58.2, 3. Bo Reed (Mizuno TC) 14:05.5. **10000m Walk:** 1. Jonathan Matthews (GGRW) 20:31.3, 2. Jim Lenechan (GGRW) 22:39.2, 3. Skip Bokhosen (GGRW) 24:43.0. **10,000m:** 1. Paul Cummings (Nike) 29:43, 2. Chad Bennion (Nike) 30:02, 3. Joe Karnes (Hoy's Sports) 31:26.

110m HH: 1. Rod Jett (Goldwin TC) 13.43, 2. Malcom Dixon (So. Bay TC) 13.74, 3. Patrick Duffy (Berkeley Int'l) 13.86. **400m IH:** 1. Michael Jordan (Jimmy McNeal TC) 52.53, 2. Thomas Joseph McGuirk (Unat) 52:57, 3. Stephen Orsini (Santa Cruz TC) 59.33. **PV:** 1. John Besmer (Unat) 16-6, 2. Scott Krupinski (Unat) 16-6, 3. Robert Olsen (Chicago TC) 16-0. **SP:** 1. C.J. Hunter (US West) 66-3, 2. Gregg Tafrales (Unat) 66-1/4, 3. Ron McKee (SSTC) 56-4 3/4. **TJ:** 1. Hillary Miller (Sacto TC) 50-10 1/2. **LJ:** 1. Marcus Hickerson (Strapped TC) 24-11 3/4, 2. Curtis Rogers (Sacto TC) 24-5, 3. Michael McRae (Unat) 23-5 1/2. **DT:** 1. Michael Gravelle (Skyline College) 191-2, 2. John Wirtz (Unat) 166-1, 3. Kevin Duffy (Sacto TC) 155-0. **HT:** 1. Ken Flax (U/A) 253-6, 2. Dave McKenzie (Sacto TC) 206-5, 3. John Thomas (U/A) 202-10. **HJ:** 1. John Morris (NYAC) 7-2 3/4, 2. Charles Foridas (Knoxville TC) 7-2 3/4, 3. Hillary Miller (Sacto TC) 6-10. **JT:** 1. M.J. Carter (Unat) 160-7.



BUTCH REYNOLDS
Photo by Bill Cockerham

Women's Results
100m: 1. Rhonda Colvin (CSU Hayward) 11.60, 2. Tanya Jackson (Acorn TC) 12.20, 3. Briana Hope (Tri-Vly) 15.00. **200m:** 1. Michelle Felder (Atoms) 23.59, 2. Easter Dixon (Unat) 24.04, 3. Roslyn Mack (Unat) 24:29.

400m: 1. Michelle Felder (Unat) 53.19, 2. Easter Dixon (Unat) 53.30, 3. Angela Harris (Acorn TC) 57.38. **800m:** 1. Cecil St. Geme (Asics) 2:08.32, 2. Melissa Martel-Accetta (Reebok Aggies) 2:10.62, 3. Carol Keller (Impala RT) 2:11.43. **1500m:** 1. Sheila Carozza (Run Tex) 4:21.73, 2. Carol Keller (Impala RT) 4:23.93, 3. Kristina Hand (Unat) 4:24.07. **5000m:** 1. Teresa Scott (Reebok) 16:20.7, 2. Sabrina Han (Flyers) 16:21.7, 3. Christine Boyd (Kiwis) 16:23.1. **10,000m Walk:** 1. Cindy March (GGRW) 24:00.6, 2. Kerri Bratton (Woodside Striders) 26:35.4, 3. Joann Nedeko (GGRW) 26:59.8. **10,000m:** 1. Bernadette Miller (Nike Oregon) 34:49.2, 2. Ellen Lyons (SMTC) 35:32.2, 3. Johanna Reneke (Unat) 36:46.0.

100m H: 1. Rhonda Colvin (CSU Hayward) 13.70, 2. Pamela Jo Irby (Bay Area Striders) 14.05, 3. Eva DePorcel (Unat) 19.26. **400m H:** 1. Gina Albanese (Unat) 1:01.86, 2. Angela Harris (Acorn TC) 1:07.62, 3. Christina Smith (Unat) 1:10.62. **HJ:** 1. Tonya Medonca-Olivas (Kaiser TC) 5-9 3/4, 2. Tara Fairfield 5-7 3/4, 3. Lisa Watley 5-4. **JT:** 1. Nicole Carroll (San Mateo AC) 182-1, 2. Mary Andrews (Unat) 170-2, 3. Staci Raine (San Mateo AC) 167-11. **LJ:** 1. Karleen Shields (Contra Costa TC) 18-2 3/4, 2. Lashonda Jochtte (Contra Costa TC) 15-8 1/2. **TJ:** 1. Karleen Shields (Contra Costa TC) 38-4, 2. Julia Burch (U/A) 36-5 3/4, 3. Lashona Porter (Contra Costa TC) 34-4 3/4.

Age Group Relays

Bantam Boys: 1. Westside Kickers 1:01.45, 2. T-Shirt TC 1:04.55. **Midget Boys:** 1. Westside Kickers 53.11, 2. T-Shirt TC 54.02, 3. Billy Hutton TC 55.3. **Bantam Girls:** 1. Billy Hutton TC 1:02.72, 2. Westside Kickers 1:05.69, 3. T-Shirt TC 1:06.20. **Midget Girls:** 1. Acorn TC 53.63, 2. Billy Hutton TC "A" 56.35, 3. Mixed Team 63.4. **Youth Mixed:** 1. Billy Hutton TC (Girls) 52.85, 2. T-Shirt TC (Boys) 53.55.

Long Beach State Summer All-Comers Track & Field Meet

June 11, Long Beach State.

Men's Results

100m: 1. Barry Smith (Unat) 10.72, 2. Darryl Hudson (Unat) 10.89, 3. D. Robinson (Goldwin) 10.93. **200m:** 1. Tim Williams (Nike) 20.68, 2. Ricky Carrigan (LA Mercuriettes) 21.02, 3. Barry Smith (Unat) 21.42. **400m:** 1. Pat Drake (Showtime) 46.89, 2. Marcus Wesley (Unat) 46.84, 3. Herman Castille (LAV) 53.59. **800m:** 1. Carlos Ward (Navy) 1:49.15, 2. Robert Keter (PLNC) 1:49.74, 3. Tim Ryan (Syracuse Chargers) 1:51.86. **1500m:** 1. Dub Myers (AIA) 3:50.42, 2. Jim Sorenson (AIA) 3:52.42, 3. Brian Russel (SSTC) 3:55.07. **3000m:** 1. Bryan Postma (Snail Pace) 8:44.2ht, 2. Brian Slingsby (Active 5) 9:20.88, 3. Michael Cotter (Snails Pace) 9:24.16. **5000m SC:** 1. Ian Alsen (Unat) 9:17.26, 2. Matt Biaty (Disney TC) 9:20.96, 3. Jason English (Hawthorne HS TC) 11:48.55. **5000m:** 1. Doug Padilla (Nike West) 13:56.60, 2. Paul Cummings (Unat) 14:06.08, 3. Chris Caldwell (Reebok) 14:11.93.

110m HH: 1. Rich Benoy (SpringCo) 14.35, 2. John Schwepker (Showtime TC) 14.73, 3. D. Jackson (Unat) 14.87. **400m IH:** 1. Jim Bucher (NJ Striders) 51.86, 2. Mike Graham (SMTC) 56.62. **HJ:** 1. John Morris (Unat) 7-2 1/2, 2. Jim Cody (Unat) 7-0 1/2, 3. Joe Healy (Navy) 6-10 3/4. **PV:** 1. Tom Parker (CSN) 16-6, 2. Steve Morris (Unat) 14-0, 3. Wellington Pendell (Beef TC) 14-0. **LJ:** 1. Leon Threat (Navy) 22-4 1/4, 2. Anthony Bartley (LBCC) 21-1 1/2, 3. John Schwepker (Showtime TC) 21-1 3/4. **TJ:** 1. Kenny Williams (Unat) 51-9, 2. D. Johnson (Unat) 50-5 1/2, 3. Darryl Taylor (Unat) 49-9 1/4. **SP:** 1. C.J. Hunter (US West) 65-11, 2. Leo Meccialis (Unat) 37-1, 3. Jesse English (Youth Unat) 20-1 1/2. **DT:** 1. Brian Blutreich (NYAC) 195-6, 2. Darrin Buchner (Unat) 171-7, 3. Chad Danowsky (Unat) 160-11. **JT:** 1. Jim Lothrop (Unat) 226-6, 2. M. Carpenter (Athleticorp) 168-11.

Women's Results
100m: 1. Grace Small (Unat) 11.49, 2. Alice Brown (SoCal Cheetahs) 11.70, 3. Anna Marie Ralph (LA Mercuriettes) 11.92. **200m:** 1. Danette Young (Unat) 22.68, 2. Grace Small (Unat) 23.26, 3. Sheila Powell (LBCC) 26.49. **400m:** 1. Danette Young (Unat) 50.96, 2. Lesley Hardison (Unat) 53.44, 3. Sheila Powell (LBCC) 58.59. **800m:** 1. Kim Gallagher (Foot Locker) 2:03.89, 2. Jacque Dent (Occidental) 2:07.23, 3. Maria Runya (SDTC) 2:08.25. **1500m:** 1. Andrea Ward (SMTC) 4:31.55, 2. Denise Dearborne (Unat) 4:32.12, 3. Christine Morgan (Nike Cst) 4:33.29. **3000m:** 1. Danielle Flowers (Blue Angels TC) 11:09.15. **100m H:** 1. Marsha Gulaido (USCO) 13.36, 2. Waller (Unat) 13.39, 3. Darla Vaughn (SDSU) 13.77. **HJ:** 1. Jackie Joyner-Kersey (McDonalds TC) 6-1 1/2, 2. Gea Johnson (World Class TC) 5-11 1/4, 3. Lori Svoboda (LBSU) 5-11 1/4. **LJ:** 1. Wendy Brown (Unat) 20-8 1/2, 2. Tonia Sedwick (World Class) 20-4 1/4, 3. Ana Marie Ralph (LA Mer) 19-2 3/4. **TJ:** 1. Erica Dickson (Youth Silverwings TC) 31-6 3/4. **SP:** 1. Janet Hill (Unat) 50-2 3/4, 2. Brandi Gail (CSLA) 46-4, 3. Tameca English (Youth Unat) 36-9. **DT:** 1. Janet Hill (Unat) 170-0, 2. Allison Franke (USC) 163-11. **JT:** 1. Allison Franke (USC) 142-10.

Overall Results - Varsity Boys
1. Kirschke (Esp) 2916, 2. McCullough (Esp) 2848, 3. M. Stewart (Esp) 2701, 4. Ralphs (N.H.) 2570, 5. J. Stewart (Esp) 2569, 6. Pellicer (Esp) 2421, 7. Whitney (Bell) 2261, 8. Kircher (Esp) 2240, 9. Berg-Hanson (N.H.) 2112, 10. Tilt (N.H.) 2026.

Overall Results - Girls
1. G. Heads (N.H.) 2326, 2. K. Heads (N.H.) 1469. **Overall Results - Youth**
1. Pendleton 1018.

Indy Track & Field Games
No Date Available. Indianapolis, Indiana.

Men's Results
100m: 1. Leroy Burrell (SMTC) 10.21, 2. Mark Witherspoon (SMTC) 10.26, 3. Calvin Smith (Mazda TC) 10.33. **200m:** 1. Carl Lewis (SMTC) 20.43, 2. Floyd Heard (SMTC) 20.44, 3. Kevin Little (US West) 20.61. **400m:** 1. Steve Lewis (SMTC) 44.51, 2. Danny Everett (SMTC) 44.56, 3. Chip Jenkins (Nike Atlantic Cst) 44.90. **800m:** 1. Johnny Gray (SMTC) 1:44.04, 2. George Kersh (SMTC) 1:44.42, 3. Tracy Baskin (SMTC) 1:46.98. **1500m:** 1. Marcus O'Sullivan (New Balance TC) 3:38.62, 2. Graham Hood (Canada) 3:38.89, 3. Jim Spivey (Asics Tiger) 3:39.16. **3000m:** 1. John Trautman (Adidas) 7:50.74, 2. Bob Kennedy (Nike-Indiana) 7:53.02, 3. Frank O'Mara (Mazda TC) 7:53.68. **110m HH:** 1. Cletus Clark (SMTC) 13.68, 2. Ronaldo Nehemiah (Mazda TC) 13.70, 3. Arthur Blake (Mazda TC) 13.76. **PV:** 1. Mike Holloway (Unat) 18-8 1/4, 2. Dave Volz (Nike-Indiana) 18-4 1/2, 3. Pat Manson (PCC) 18-4 1/2. **LJ:** 1. Gordon Lane (Unat) 26-5 3/4, 2. Gordon McKee (Unat) 26-5, 3. Larry Myricks (Goldwin TC) 26-2 1/4. **DT:** 1. Rick Meyer (Mizuno Houston TC) 199-0, 2. Gary Kosturbala (Hawkeye TC) 193-11, 3. Kevin Fitzpatrick (Unat) 185-0.

Women's Results
100m: 1. Evelyn Ashford (Mazda TC) 11.39, 2. Michelle Finn (Mazda TC) 11.43, 3. Dyan Webber (Speed Dynamics) 11.48. **400m:** 1. Rochelle Stevens (Goldwin TC) 50.60, 2. Sandie Richards (Jamaica) 50.69, 3. Natasha Kaiser (SoCal Cheetahs) 51.07. **800m:** 1. Christine Wachtel (Germany) 2:00.28, 2. Joetta Clark (Footlocker TC) 2:00.44, 3. Suzy Favor-Hamilton (Reebok) 2:00.58. **1500m:** 1. Angela Chalmers (Canada) 4:08.04, 2. Gina Proccaccio (Sallie Mae TC) 4:10.49, 3. Sonia O'Sullivan (Reebok) 4:13.19. **400m H:** 1. Kim Batten (Reebok) 55.37, 2. Schowonda Williams (Speed Dynamics) 56.08, 3. Sandra Cummings (Mizuno Houston TC) 56.31. **HJ:** 1. (tie) Vicki Borsheim (Mizuno) and Sue Rembao (Reebok) 6-2 1/2, 3. (tie) Lisa Ramos (Unat) and Angie Bradburn (Unat) and Yolanda Henry (Mazda TC) 6-1 1/2.

Overall Results - Varsity Boys
1. Dean (Esp) 1881, 2. Jalandoni (Esp) 1775, 3. McDonough (N.H.) 1417. **Overall Results - Girls**
1. G. Heads (N.H.) 2326, 2. K. Heads (N.H.) 1469. **Overall Results - Youth**
1. Pendleton 1018.

Overall Results - Varsity Boys
1. Kirschke (Esp) 2916, 2. McCullough (Esp) 2848, 3. M. Stewart (Esp) 2701, 4. Ralphs (N.H.) 2570, 5. J. Stewart (Esp) 2569, 6. Pellicer (Esp) 2421, 7. Whitney (Bell) 2261, 8. Kircher (Esp) 2240, 9. Berg-Hanson (N.H.) 2112, 10. Tilt (N.H.) 2026.

Overall Results - Girls
1. G. Heads (N.H.) 2326, 2. K. Heads (N.H.) 1469. **Overall Results - Youth**
1. Pendleton 1018.

Overall Results - Youth
1. Pendleton 1018.

Overall Results - Youth
1. Pendleton 1018.

Overall Results - Youth
1. Pendleton 1018.

Overall Results - Youth
1. Pendleton 1018.

Overall Results - Youth
1. Pendleton 1018.