


HIGH SCHOOL TRACK-1971

\$1

ATHLETE OF THE YEAR
YEAR LISTS
ALL-TIME LISTS
RECORDS
REVIEWS
PREVIEWS
PHOTOS
FEATURES



Edited by Track & Field News

DAVE TUCKER
*High School Athlete
of 1970*

Statistical Explanation

This publication devotes considerable space to statistical listings, and a number of rules and policies are established to protect accuracy and assure consistency in compilations. A summary follows:

Eligibility: All US high school athletes (not those from possessions such as Puerto Rico) from freshmen through seniors who competed in recognized competitions may qualify so long as they haven't received a diploma from previous attendance in high school and haven't exceeded four years or reached their 20th birthday. Team affiliation is not a prerequisite for the inclusion of an athlete's marks. He need only be a legitimate high school student. Athletes considered ineligible by local rules will be carried if they conform to T&FN policies. The indoor and outdoor lists both contain marks from Sept. 1, 1969, to Aug. 31, 1970. Spring graduates remain eligible for the lists until Aug. 31 of their graduating year.

Records: T&FN's national high school records do not necessarily concur with those of the National Federation of State High School Athletic Associations. The inconsistencies are based on five points: 1. While the federation only accepts marks from meets involving at least five teams, T&FN will consider those from dual meets; 2. While the federation takes only winning marks, T&FN lists some non-winning ones; 3. While the federation only lists marks by athletes from its member schools, T&FN does not discriminate against non-member parochial, private, prep, public or minority race schools; 4. While the federation limits the season to the actual semester of track, T&FN will consider marks from the entire year; 5. While the federation only reviews marks registered in interscholastic competition, T&FN will take them from any authorized meet. Indoors, no times made on oversized tracks (over 220 yards) are accepted. For class records, the frosh limit is 16-years, soph 17, junior 18, and senior 19.

Lists: A number of points should be considered individually.

1. Performers/Performances: For regularly contested events, both the 1970 and the all-time outdoor lists include the top 10 performances—indicated by an underscore of the final mark—and continue through 30 performers. Smaller lists are carried for less contested events. For athletes appearing more than once in the performance section, only the indented last name and year of achievement appear. In relays, teams are considered as separate performers each year, regardless of composition. If a school changes personnel during a year, it remains the same performer, but if the same personnel run in different years they are different performers. The 1970 indoor list carries performers only, while the all-time indoor list carries performances also.

2. Categories: The legal lists include only marks fully verified as to accuracy and wind conditions. Incomplete Wind Information marks are those for which no wind report was received, or reports conflicted. Wind-aided marks include those known to have been aided by a wind above 4.473 mph. Questionable performances lack documentation but there is still reason to believe they could be legitimate; obvious phonies are thrown out.

3. Timing: Distances over a mile are listed in fifths of a second (.02, .04, etc), in keeping with international rules. All times submitted in odd tenths are rounded upward to the nearest fifth (8:59.9 becomes 9:00.0).

4. Measurements: High jump, pole vault, long and triple jump, and shot marks are listed only in quarter-inches (exception: where high jump marks are measured in meters, they may be converted to eighths of an inch). Discus, hammer and javelin performances are carried only to the full inch, not to fractions of inches unless converted from meters, in which case half-inches are acceptable.

5. Abbreviations: n=non-winning mark; °=mark made enroute to longer distance; m=metric mark; h=heat; s=semi-final; ' after state indicates athlete ineligible for team; *=junior; **=sophomore; ***=freshman.

ON THE COVER:

1970's Prep Athlete Dave Tucker twice triple-jumped to glory on this runway in Bakersfield, Calif: a prep record 52'6¼" and a fourth-place 51'1" here at the AAU. /Chadez/

HIGH SCHOOL TRACK-1971

Table of Contents

| | | | |
|------------------------------------|----|-----------------------------------|----|
| Statistical Explanation | 2 | Preview: Records to Fall in 1971 | 27 |
| Tucker Athlete of 1970 | 4 | Prep National, Age, Class Records | 34 |
| Brown Runner of 1970 | 5 | Golden West Meet Records | 38 |
| Jackson's Hammer Toss Tops 1970 | 8 | 1970 Outdoor List | 39 |
| Review: Underclassmen Shine | 10 | All-Time Outdoor List | 48 |
| Two Doubles at 1970 Golden West | 16 | Indoor Records | 58 |
| Pouncy Twins Talented | 20 | Indoor US Facilities | 58 |
| 15 Years Prep Progress | 22 | 1970 Indoor List | 59 |
| All Event State Relay Championship | 23 | All-Time Indoor List | 61 |

Foreword

This is the 13th edition of High School Track, formerly titled High School Annual, prepared by Track & Field News. Basically a review of the 1970 season including indoor and outdoor yearly performance lists and a preview of the 1971 campaign, it also includes all-time lists, special feature material and the announcement of triple jumper Dave Tucker as T&FN's High School Athlete of 1970, senior quarter-miler Rick Brown Runner of 1970 and sophomore Alvin Jackson's 180'0" hammer toss with the 16-lb. implement as the Outstanding Performance of the 1970 campaign.

High School Track Staff

This Tafnews Press book is the result of the work of Track & Field News' High School Editors: Jack Shepard, current statistics; Fran Errota, feature material; Hugh Gardner, all-time statistics and records, and was produced by T&FN's editorial staff including managing editor Dick Drake, Garry Hill and Jon Hendershott. Amendments, future contributions and business matters should be addressed to appropriate editor or T&FN: Jack Shepard, 6306 Zelzah Ave., Reseda, Calif. 91335/ AC 213 342-0887 (evenings, weekends only); Fran Errota, P.O. Box 781, San Jose, Calif. 95106/ AC 408 734-4349 (weekdays only); Hugh Gardner, P.O. Box 1271, Redwood City, Calif. 94064. All business matters and editorial matters on a non-high school level should be directed to Track & Field News, P.O. Box 296, Los Altos, Calif. 94022 U.S.A. The staff and high school editors of this book wish to acknowledge the assistance provided in the statistical compilations by Marc Bloom, Ed Grant, Merl Hamak and Vern Sheuring as well as countless other contributors.

The five major prep record breakers of 1970 are pictured as asterisked. ❁

TAFNEWS PRESS

(Book Division of Track & Field News, Inc.)

P.O. Box 296

Los Altos, Calif. 94022 U.S.A.



Copyright © 1970
by Track & Field News, Inc.
All Rights Reserved

SBN 911520-19-8

\$1.00

Page 3

Tucker Top 1970 Prep

Dave Tucker admittedly thrives on competition--and goodness knows he gets enough of it.

Residing as he does in Fresno, Calif., he is lucky to be a triple jumper. First, because this city (and his San Joaquin Memorial High School as a result) in the state's Central Valley is one of the few to contest the event on a regular basis. Second, the coaches of the area are knowledgeable in the triple jump--something few other areas of the state or country can say. But, most important, Tucker faces national-class competition every week--like Randy Williams of Edison High and Ernie Lopez of Central.

All these happenstances--plus some very special personal attributes of David Lee Tucker himself--culminated in the triple jump landing pit of Bakersfield Junior College stadium May 2. There, in the Kern Relays, Dave Tucker became the longest triple jumper in high school history--landing a staggering 52'6 $\frac{1}{4}$ " away from the take-off board.

Tucker thus bettered the previous prep record of 51'8" set in 1963 by Mike Woods (Manual Arts, Los Angeles, Calif) to become the second prep over 51-feet and the only high schooler ever to triple hop beyond 52-feet.

This effort alone almost would have sufficed to secure Track & Field News' 1970 High School Athlete of the Year honors for the 6'1", 182-lb. junior jumping-jack--who becomes just the third prep to win the honor as a junior in 24 years of selection. But Tucker saw fit to nail down the title with more sensational leaping.

At the same Bakersfield stadium in the national AAU championships, Tucker again unwound his powerful frame and the measurement read 51'1", good enough for fourth place against the nation's top jumpers. Among his victims, Tucker could count jumpers the stature of 69 AAU winner John Craft, 70 NCAA champ Mohinder Gill and Olympian Norm Tate.

But even if Tucker hadn't bounded to more national prominence in the AAU, his selection as prep Athlete of the Year still is well-founded. Undefeated in three years of prep competition, Tucker occupies first, third and fourth on the prep all-time performances list, 51'3" and 51'1" being the latter two efforts--and all three marks came during 1970.

Probably Tucker's biggest selling point, however, is his consistency against top-flight competition. He put together his record-wrecking leap just a day after Williams, his principal nemesis all year, had sailed 50'11 $\frac{3}{4}$ ". Tucker's next competition after his record jump was against Williams and Lopez in the section preliminaries--and Dave responded with 51'3" to crush Williams (50'1 $\frac{1}{2}$ ") and Lopez (49'6 $\frac{1}{2}$ "). In the section finals five days later, Tucker again prevailed with 49'11 $\frac{3}{4}$ " to Lopez's 49'4 $\frac{1}{2}$ " and Williams' 48'11".

But Tucker himself admits, "I like competition," and the man who has helped Dave most with his technique agrees. "Dave feels he is the best," says Charlie Craig, assistant coach at California and a Fresno-bred tripler himself. "His competitive attitude is terrific."

Craig points out another Tucker strong point. "He has good basic speed which he utilizes very well," says Craig, a 54-footer himself in his competitive days. "He says he is only around 10-flat in the 100 but he's faster than that. Plus he films his jumps and those of other jumpers and analyzes the films to see where he can improve."

By such a study of his event, Tucker hopes "just to keep improv-

ing"--which sounds like a sly way of warning the track world of things to come. Craig feels Tucker must learn to take full advantage of his innate strength.

"He also should get a little more lift into his step so he can lengthen his overall step phase," Craig points out. "He has never lifted weights before and a concentrated weight program will help him develop this longer step."

Such a concentrated weight program and work on technique may reap another benefit, Craig feels.

"If Dave started working now on developing his technique and strength, he could make the 1972 Olympic team," in Craig's opinion. Tucker is also an honor-winning football and basketball player--and his triple jumping is an obvious asset to the latter. The lure of the Olympics may prove to be the necessary impetus for Tucker to begin such a hard, concentrated training program.

But, hold on a minute. There is still Dave Tucker's senior year of high school remaining. That seems ample advanced warning--especially after his $2'5\frac{3}{4}"$ improvement from his soph best of $50\frac{1}{2}"$ (a class best) and his junior mark. And Randy Williams will be hot on his trail.

"I have never beaten David in the triple jump and he has never beaten me in the long jump," Williams (a $25'0"$ long leaper) says. "I always like to let him know I'm still around." Of his friend and rival, Tucker says, "I always look forward to jumping against Randy."

The results of Dave Tucker's competitiveness and talent in 1970 were sensational--and we may have to dust off the dictionaries to find new superlatives for those of 1971.

Brown Hardy Runner

Although Rick Brown stands only $5'10\frac{1}{2}"$ and weighs just 137-lbs., the Los Altos, Calif, High School runner proved to be a man of iron during 1970.


During a three-week period in late May and early June, Brown exhibited his power and prowess in the 440 and 880 in devastating fashion--and capped it all off by providing a big boost toward Los Altos' claiming of the state title with a never-before-achieved double victory in those events.

For those achievements, and more, Rick Brown was voted Prep Runner of the Year for 1970.

Brown started off at his league meet on May 15 by turning in $1:51.7$ and 47.3 victories in his regular events and anchoring his $3:17.2$ mile relay team with a leg close to 47.0 . Just for good measure he tossed in a $21'9\frac{3}{4}"$ fourth-place long jump.

Nine days later he lowered his quarter best to 47.2 in the section preliminaries. On May 30 came probably one of the finest efforts by a prep all season: $1:50.7$ and 47.1 --within 24 minutes. "I was really pleased to run the quarter fairly fast with a relatively short rest after the half," Rick recalls. He finished off with a 46.5 anchor in a $3:15.8$ mile relay.

So it was on to the state meet. After breezing unpressed through heat efforts of $1:53.9$, 48.0 and $3:16.6$, Rick did something no other athlete in California prep track history has done. First he won the 880 in $1:50.6$, leaving the field far back (second was timed in $1:52.2$). Sixty-five minutes later he powered to a 47.8 440 victory. And to cap it all off, Rick clocked 47.0 as Los Altos waltzed away with the mile relay in $3:15.6$. With Chris Adams' discus victory and third in the shot, Los Altos locked



Alvin Jackson's first competitive try with the 16-lb. hammer resulted in the year's top prep performance: a record 180'0".
/Providence Journal-Bulletin photo/



Runner of 1970 Rick Brown completes his historic Cal state meet double with this 47.8 440 win. He earlier took the 880 in 1:50.6. /Photo by Bob Kasper/

up its first state track championship.

And Rick Brown finished the season with the equal second-fastest prep 440 (47.1) and 880 (1:50.6) while the Los Altos mile relay squad's 3:15.6 made it the fifth-fastest team in the country.

Yet through it all, Rick Brown was able to keep a cool attitude toward his new-found fame--and the inevitable resulting pressures. "I didn't feel I had to perform around 47-flat or 1:50 every race," Brown says. "I just wanted to bring my times down slowly to develop both my strength and confidence. This is the way I approached the state meet, too.

"I knew that I didn't have to run both events in order for Los Altos to have a shot at the team title, but I also knew that psychologically and physically I could do it if I planned the trials right. I never gave it any thought that no one had ever won both events until a couple of days before the meet when someone told me. I think that helped me get psychologically up because I was already physically ready."

Brown's coach, Leo Long, comments, "Rick was brought along slowly all year. He trained almost exclusively on the grass because of a bad case of shin splints in 1969 and it wasn't until the league trial meet that he even went close to all out in the 440. Up to then he just ran to win because we didn't want him to peak out too soon. After his 47.3 and 1:51.7 at the league meet, we first began thinking of a double in the state meet. We had planned the whole year so he would come together at the state meet."

About the decision to go for the unprecedented double--and even triple counting the relay--Long says, "We talked it over in great depth. I felt that the team as a whole had a better chance to win the state title if he tried to double. But I also told him I felt he could choose one event and go for a fast time. He told me he would go for the double because it was the best for the team. Rick is a great team runner. Many coaches told us it couldn't be done but how would anyone know if he didn't try. Now he has set an example that it CAN be done."

Long explains that Brown set other examples, too. "Rick is just a born leader," the coach says, "as are Chris Adams and many of the fellows on the state team. They were almost like assistant coaches, helping to bring the other kids along and doing their own work at the same time. They are all intelligent young men and they knew what they wanted and that they would have to work to get it."

Brown wasn't quite finished after his sterling afternoon at Berkeley, however. He attended the Olympic Development training camp for middle distances at Eugene, Oregon, and ran the second leg on a 7:22.4 two-mile relay team which finished second to the unofficial American record of 7:16.2 of another unit. "It was a tremendous thrill to run in that great relay," Rick recalls.

Despite his many outstanding performances all season, Brown does not feel that people will expect him to turn in top-notch efforts from the moment he first represents the University of California. "Rather than live up to what other people expect of me," Brown explains, "I think it may be harder to live up to what I expect of myself."

What does he expect? "I always want to feel within myself that I competed the best I possibly could in each season," he reveals. "But overall, I want to be known as 'Rick Brown' and have that mean a top-level runner instead of a has-been who was once a talented high schooler."

Even though he calls the 440 his favorite event because "it is quick and exciting," Brown expects to concentrate on races over that distance at Cal--where he will be guided by former Los Altos coach, and Olympic shot putter, Dave Maggard, and will have prep discus recordman Adams and 47.8 Los Altan Jim Andrew as teammates. "I know the 440 is not my best

race," Brown says.

Brown feels that an athlete should keep his goals to himself because "they are a very personal thing and only the athlete himself knows if he has totally achieved them." Rick got his start toward those very personal aims as a seventh-grader when "I ran 600-yards in PE class and did well and liked it." Born Gordon Herrick Brown on Feb. 9, 1952, in Miami, Fla., he has progressed:

| Year | Age | School | Grade | 440 | 880 |
|------|-----|--------------|-------|------|--------|
| 1967 | 15 | Los Altos HS | 9 | | 1:59.4 |
| 1968 | 16 | Los Altos HS | 10 | 49.2 | 1:54.2 |
| 1969 | 17 | Los Altos HS | 11 | 48.9 | 1:55.9 |
| 1970 | 18 | Los Altos HS | 12 | 47.1 | 1:50.6 |

His career, Brown feels, has not been influenced by one athlete but "by the athletes who have shook my hand, smiled and offered congratulations." Rick Brown's performances have offered plenty of opportunities for congratulations.

Jackson's Quest at 15

When Alvin Jackson, 15-year-old sophomore from Classical High, Providence, RI, stepped into the hammer ring at the Connecticut AAU championships, July 12 in New Britain, it was his first-ever competitive venture with the international ball and chain. Jackson made it a memorable debut.

Oh yes, he won all right--but it was how he did it that is really astounding. Jackson spun the 16-lb. implement a staggering 180'0"--which rates as the top performance by a prep track and field athlete for 1970.

What makes such a mediocre-by-national-or-international-standards throw so spectacular? Try this for size. It is a national high school record, besting Chuck Vandagriff's 1967 mark of 173'11" by the tidy sum of 6'1". It even bettered Vandagriff's 1966 junior class mark of 162'5" by a hefty 17'7".

But Jackson's achievement isn't notable just on the home front. His effort establishes a new international age-15 mark, eclipsing Soviet Stan Nyenashev's 147'7"--which was set back in 1949. Plus, Jackson is now even ahead of Nyenashev's age-16 best of 164'5".

Perhaps the clincher, though, to Jackson's claim to greatness is that he is black--which means he is exploring territory very few other members of his race have ever touched. Cuban Enrique Samuell, at 225'8", is believed the only black to have reached 200-feet with the international weight hammer.

Then, too, Jackson lives and trains in Rhode Island, a state rarely known for its outstanding athletes outside the hammer but, at the same time, which is the only state progressive enough to allow preps to regularly contest the 12-lb. hammer and international disc (which Jackson threw 142'0" last year for age 15 and soph class records).

Alvin is no slouch with the prep hammer either. His best of 208'10" is just 11-inches shy of the prep record of fellow Rhode Islander Dick Narcessian--and Jackson also heaved the second, third, fourth, sixth and ninth longest performances of all time during his five prep meets of 1970. And he has two more years of record busting time left.

An imposing list of credits for the 6'2", 220-lb. Jackson, chronicling a spectacular set of achievements--and giving every indication of more to come in the future.



Chris Adams got ahold of the prep discus here at the California state meet and the plate landed 201'3" from the circle, a new high school record. Adams also spun the international platter 169'0" during 1970. /Photo by Bob Kasper/

Underclassers Shine in 70

by Jack Shepard

The 1970 prep season had the usual combination of old and new as two of the five new national records were somewhat predictable based upon 1969 performances, while the other three were, indeed, surprises. In addition, more underclassmen stepped into the spotlight which indicates some record-busting efforts over the next few years as successive waves of super-sops pass through to graduation.

After triple jumping 50'½" last year as a soph, Prep Athlete of the Year Dave Tucker (San Joaquin Memorial, Fresno, Calif) was almost a certainty to best the record of 51'8", but his 52'6¼" was doubly impressive as he added nearly a foot to the record. Another record prediction was for the 440 relay and yet the 40.2 of Lincoln, Dallas, Texas--which shattered its own 40.7 mark of last year--was breath taking. In fact, that race produced a 40.7 for Anderson of Austin, 41.0 for Smiley of Houston and 41.6 down in sixth place. The low 41s, super-swift just two years ago, are now commonplace among Texas teams. Chris Adams, from T&FN's hometown of Los Altos, Calif., was over 190-feet in the discus in 13 meets and included record tosses of 201'0" and 201'3" (last year's 211'4" by George Amundson was made on a sloping field). Chris also hit 62'9¼" and a fine 169'0" with the college disc. After the regular season, Pat Mandera (Morton East, Cicero, Ill) ran a record 8:33.0 for 3000-meters and a nation-leading 15:01.2 5000-meters while touring Germany with a Chicago-area prep group.

Voted the finest performance of the season was the 180'0" 16-lb. hammer record for Alvin Jackson (Classical, Providence, RI). That is six-feet over the old mark and a prodigious toss for any prep, especially a 15-year-old sophomore. Jackson also managed a 142'0" age and class mark with the college disc while 208'3" and 208'10" prep hammer marks just missed another record.

Northeast

The Northeast had a truly vintage year in which Alvin Jackson's national record might not even have earned him the honor of top area athlete. That honor could possibly go to Fred Singleton (Mt Vernon, NY) for his 13.8 (13.4w), 18.4 straight and 19.4 turn (18.3w) hurdle times or his double victories at the Golden West (GWI) meet in Sacramento and at the National Junior Champ meet. Or maybe one of a foursome of superb middle distance men like Tony Colon (Power Memorial, NYC, NY), Joe Savage (Catholic, Roselle, NJ), Mike Keogh (Essex Catholic, Newark, NJ) or Bob Wheeler (Dulaney, Lutherville-Timonium, Md) would take the honor. Colon, the nation's top miler off his 4:06.0, also helped Power to big 7:50.0 (2Mile), 17:45.6 (4Mile) and 10:13.4 (distance medley) relay clockings. In addition, Tony was the indoor half leader (1:54.2) and outdoors ran 3:48.2 for 1500-meters, 1:54.1 and 9:14.6. Savage, the indoor star with his 2:12.3 1000 and 4:11.3 mile, did just as well outdoors with a nation-leading 1:50.2 (plus 1:50.8 and 1:51.0) and another 4:11.3. Wheeler, who also starred indoors with a record 1:10.7 600 and a 2:13.7 1000, managed 1:50.6, 4:10.0 and anchored a 7:49.0 relay before his 4:06.6 at Sacramento. Keogh, the Eastern States mile champ (4:10.1), produced five two-mile races under 9:10 with his superb 8:54.0 ranking fourth-fastest ever and best by a prep from outside Oregon and Washington. Denis Fikes (Rice, NYC, NY) was also an eastern distance star (9:03.0, 14:13.4) while Mike Butynes (Sterling, Somerdale, NJ) claimed a soph record 14:20.0 for three-miles. The nation's top

soph in his events was Vince Cartier (Scotch Plains, NJ) at 4:17.8 and 9:12.8.

An outstanding three-eventer was Gene White (Bristol, Pa) at 6'9", 25'0" (25'4 $\frac{1}{4}$ "w) and 49'1 $\frac{1}{2}$ " (50'1 $\frac{1}{2}$ "w), while a future great may be junior Greg Flippen (Riverhead, NY) at 25'0". Mark Mondschein (Haverford, Havertown, Pa) excelled in both the decathlon (6137) and vault (15'1 $\frac{1}{2}$ "'), while brother Brian (a soph) tallied 5821 points. James Robinson (Camden, NJ), primarily a hurdler with marks of 13.9 (13.6w) and 6.2 for the 50 highs indoors, won the Junior Champ 440 at 48.6.

Eastern weight supremacy went to New Jersey as Steve Adams (St Joseph, Montvale) doubled with 66'1 $\frac{1}{2}$ " and 181'9", teammate Bob Brady hit 63'6" and top junior, Rudy Guevera (Essex Catholic, Newark) reached 64'6". Pennsylvania had the top soph in Ron Semkiw (Baldwin, Pittsburgh) at 61'9 $\frac{1}{4}$ " and the top area discer with Ty Higgins (Lower Moreland, Huntington Valley) at 187'3". Jack Hall (Pulaski, New Britain, Conn) easily led the javelin with 238'8" and 237'4" while the hammer also produced an amazing frosh record (by nearly 20-feet) as Anthony Strackaluse (Deaf School, Providence, RI) reached 182'4".

Two junior sprinters emerged late in the season. Mike Sands (Sheepshead, Brooklyn, NY), who competed for the Bahamas in the Commonwealth Games, recorded 9.5, 10.4m, 21.4m and 47.5m during July. Harold Williams (Newtown, Elmhurst, NY) was the Junior Olympic champ at 9.5. Ed Jones (Lincoln, Jersey City, NJ) impressed with windy GWI clockings of 9.4 and 20.9, junior Jim Redd (Hamilton, Elmsford, NY) won the Eastern States 440 at 47.7, and national long hurdles leader was Kevin Eligh (Hericks, New Hyde Park, NY) at 37.1 and 53.9.

The East's big relay event was the two-mile with Penn Hills (Pittsburgh, Pa) outdueling North Allegheny (Pittsburgh), 7:44.2 to 7:46.4. Other area relay leaders were Lincoln (Jersey City, NJ) at 3:15.4 in the mile; Boys (Brooklyn, NY) at 1:27.5 in the 880 and Bishop Dubois (NYC, NY) over Fordham Prep (Bronx, NY) in the sprint medley, 3:29.9 to 3:30.0.

Southeast

A fine stable of sprinters and a record-breaking shotputter dominated the Southeast in 1970. Jesse Stuart (Glasgow, Ky) was a prime national record candidate off his 69'2 $\frac{3}{4}$ " shot heave as a junior, but never really had a chance after turning 19 and ineligible in March. Jesse, however, did manage a four-foot improvement of the indoor record to 71'11" and then unofficially surpassed the record in an exhibition with an awesome 73'11 $\frac{1}{2}$ " before his GWI win of 71'9 $\frac{3}{4}$ ". Stuart also hit 60'10" twice with the big shot, once in an exhibition.

Ray Robinson (Lakeland, Fla), in his first year of track, was the top sprinter off his consistent 9.5 clockings, 21.2 and windy Golden West wins of 9.2 and 20.7. Without competition, Darwin Bond (Dobyns-Bennett, Kingsport, Tenn) still ran 9.5 plus nation-leading 21.0 and 46.9 clockings. Another fine long sprinter was Joel Garren (Manatee, Bradenton, Fla) at 21.1 and 47.7. Louisiana equaled Florida in numbers of sprinters with its best, Harold Porter (East Jefferson, Metairie), needing 9.5 (9.3w), 20.9st (20.4w) and 21.5t to keep ahead of the likes of juniors Joe Sincere (Washington, New Orleans) at 9.5 and 20.8stw or Robert Salsberry (Ruston) at 9.4w. Florida had the top young sprinter in 15-year-old eighth-grader Alfred McCullough (Jackson, Miami) with 9.8 and 21.8t. Mississippi's star was Eddie Echols (Meridian) at 20.9st, while up north Levine Burgess (Eastern, Washington, DC) produced windy 9.4 and 21.2 clockings. In Virginia, all-American footballer Kent Merritt (Lane, Charlottesville) had a leading 6.1 60 indoors and a windy 9.4 outdoors before suffering a severe leg injury. Kent then surprised by returning to win state 100 and low hurdles (18.7st)

titles. Other hurdlers were swift as well, led by the 13.9 and 18.6 marks of Genard Medley (Central, Little Rock, Ark). Frosh Will Robinson (Mann, Little Rock) matched his class record with 19.6st. A great Florida race found Henry Cummings (Blake, Tampa) nipping state champ Nathaniel Porter (Southeast, Bradenton) as both ran 13.8.

Several field men excelled. Second nationally in the long jump was Rudy Falana (Largo, Fla) with 25'1 $\frac{1}{2}$ " ahead of the 24'9 $\frac{3}{4}$ " for Tony Williamson (Washington, Atlanta, Ga). Top non-Californian in the triple jump was Gerald Gaines (Western Branch, Chesapeake, Va) at 49'6 $\frac{1}{2}$ ". Top vaulter at 15'1 $\frac{1}{2}$ " was Wayne Hicks (Lee, Montgomery, Ala). Louisiana state records fell to Ken Addy (Lee, Baton Rouge) at 63'1 $\frac{1}{2}$ " and 181'10" and Steve Meyers (Jesuit, New Orleans) with 63'5 $\frac{1}{2}$ ".

Top distance man was Bobby Brooks (Northeast, Bradenton, Fla) for his 4:09.7 and 9:13.8 as Jimmy Wilkens (Roxboro, Charleston, S Car) clocked 4:09.6, while the 880 was topped by the 1:52.3 of John Feltner (Russellville, Ark).

Midwest

Led by athletes from Illinois, Indiana and Ohio, the Midwest had a great year which was capped by a fine Golden Midwest meet. Distance runners excelled with junior David Merrick (Lincoln-Way, New Lenox, Ill) the best off his class record 8:56.6 (plus 8:59.0), a 4:10.9 Junior Olympic win and 8:56.8 on an oversize indoor track. At the Golden West meet, Doug Brown (Notre Dame, Harper Woods, Mich) had a fine 8:57.8 and ran 4:13.8 as well. Andy Rubert (Proviso West, Hillside, Ill) won a great state meet mile as his 4:07.1 topped the 4:09.5 of Mike Durkin (Holy Cross, River Grove) with two others under 4:14. Ohio's best were Les Nagy (McKinley, Niles) and Bill Beaty (Lancaster) who traded the state two-mile record before Nagy prevailed, 9:01.6 to 9:03.0. Nagy also reigned in the mile, 4:10.0 to 4:10.5, though Beaty anchored a record 7:29.2 1 7/8-mile distance medley relay. Another great midwesterner was Kevin Reabe (Waterford-Kettering, Drayton Plains, Mich) with his 1:50.6 GWI win and 1:50.9 state title plus a 4:11.1 mile.

Leading the sprinters were Glen Love (Sumner, St Louis, Mo) at 9.5 (9.3w) and 21.5, and Mark Lutz (Mayo, Rochester, Minn) with a windy 9.4, 21.2st and 21.4 (20.7w). A top frosh was double state champ Howard Jones (Evanston, Ill) with windy 9.5 and 21.5 clockings, while the top hurdler was Bruce Leek (Roosevelt, Dayton, Ohio) at 14.0, 18.7st and 19.1t (18.7w). Over the 330 hurdles, Wavie Reed (Charleston, Mo) just nipped Mike Allen (Granite City, Ill) in the Midwest Classic as both ran 37.4.

Field eventers sparkled. Gayln Sweet (Octavia, Colfax, Ill), a repeat state champ at 6'10 $\frac{1}{4}$ ", led 11 men over 6'8" including Bill Hancock (Glasford, Ill) at 6'9 $\frac{3}{4}$ " and Kansas record holder Randy Smith (McPherson) at 6'9". Indiana and Ohio produced top vaulters. In Hoosier-land, Gordon Crail (Greenwood) was Golden Midwest (15'6 $\frac{3}{4}$ ") and Golden West (15'6") champ with state jumper-up Dixon Boughman (Kokomo) also clearing 15'6" at Sacramento. The top soph was Bob Crites (Northwestern, Kokomo) at 14'8 $\frac{1}{4}$ ". In Ohio, Jeff Linta (Malabar, Mansfield) at 15'4 $\frac{1}{4}$ " continued a family tradition as Jeff, brother John and their father all have been state record holders. In a late-season meet, the national lead at 15'10" fell to Larry Jessee (Miamisburg, Ohio). Other area leaders were Tom Stock (West, Belleville, Ill) in the shot with 64'2 $\frac{1}{4}$ ", Paul Andrew (Central, Champaign, Ill) in the discus at 186'8" and Bob Obee (Wyandotte, Kansas City, Kans) in the javelin with 247'1", the nation-pacer as well.

A super distance prospect may be Craig Virgin (Lebanon, Ill) whose 9:32.0 for seventh in his state meet lowered the age-14 record by 19 full se-

conds. The soph 5000-meter record fell to Mike Gilleran (Seaholm, Birmingham, Mich) who ran 15:15.2.

Iowa excelled in the relays. Indianola ran 3:17.7 in the mile and 3:30.2 for the sprint medley, while over two-miles Clinton's 7:47.8 headed Davenport Central's 7:50.6. Top long race marks were 17:48.6 for Shaker Heights, Ohio and 17:55.8 for Proviso West, Hillside, Ill., in the four-mile.

Southwest

Lincoln of Dallas had some fine individuals on that record 440 relay team. Gene Pouncy clocked 9.4 and several 9.5s, twin brother Joe sprinted to 9.5 and 21.2 (21.0w) clockings and Rufus Shaw ran 47.8 in 1969 but concentrated on the relays this year. Shaw's sub-47-second anchor at the state meet gave Lincoln the third-fastest mile relay clocking ever--a sizzling 3:12.2. In that same race, Anderson of Austin ran 3:14.7 and Jones of Houston was third in 3:15.3.

As everywhere, the high jump was amazing. State champ of Texas was Johnny Blakney (Southwest, Ft Worth) at 6'10 $\frac{1}{2}$ "--second-highest nationally. Following closely at 6'10" were new soph record holder Dennis DeLoach (Irvin, El Paso) and Junior Olympic champ Gary Kafer (Gatesville). At 6'9" was Barry Schur (Palo Verde, Tucson, Ariz) who also scored well in the decathlon with 6431 points.

Area discussing was great as five men topped 180-feet led by the 191'0" and 192'0" heaves of Jim Parker (Richardson, Tex) and the 186'9" by Bill Thomas (Tidehaven, El Maton, Tex). Arcadia of Phoenix (Ariz) had two fine ones in GWI thrower-up Mark Scheele (186'7") plus Jim Howard (179'0"). Easily the area's top shot man was Millard Neely (Brackenridge, San Antonio, Tex) with his 65'6" and 64'11 $\frac{1}{4}$ " tosses.

As a group, the area hurdlers were classy. Easily the best of the group was Randy Lightfoot (Plainview, Tex), whose class record 13.5 just missed the national record, and Gary West (Permian, Odessa, Tex) at 13.6, 18.7st and 37.2. In all, seven area men were under 14.0. One of those at 13.9 was Bobby Coffman (Lamar, Houston), who also clocked 37.2 and regularly competed in the discus, shot, high jump and sprint relays. Allen Misher (Lincoln, Houston) claimed soph and age-15 records with his 38.3 330 hurdles. Gregg Vandaveer (Shawnee, Okla) twice ran 14.1 over the 42-inch hurdles (plus 13.9 over 39") and Carl Swierc (Falls City, Tex) was a tough competitor with 13.6w and 37.5 bests.

One of the nation's great sophomores was J.T. Hollins (McKinney, Tex) who scored as many as 45 points in one meet and produced seasonal bests to the tune of 9.4w, 21.4 and 24'5 $\frac{3}{4}$ " (24'7 $\frac{1}{4}$ "w). Top area vaulter was Bill Curnow (Lee, Midland, Tex) at 15'9" ahead of the 15'6" for Terry Porter (Azle, Tex). In New Mexico, Dave Powdrell and Bernie Bowers, both of Highland of Albuquerque, jumped 24'3 $\frac{1}{4}$ " and 24'1 $\frac{1}{4}$ " respectively. Highland's 3:29.6 sprint medley was second nationally only to the 3:27.5 of Albuquerque neighbor, Del Norte. A sensational 14-year-old was Gordon Pino (Laguna-Acoma, New Laguna, NM) who claimed the three-mile age record (15:03.2) and was near to two others with 4:26.8 and 9:45.2 clockings. Once again, Houston had the best area half-milers. Horace Grant (Jones) at 1:52.2 just outdid the 1:52.5 for Bill Goldapp (Memorial) and the 1:53.0 for Ronnie Jenkins of nearby Dickinson.

Rocky Mountains

Again this year the top area news was created by that impressive javelin duo of Craig Stiles (Malta, Mont) and Richard George (Millard, Fillmore, Utah). Stiles upped the junior-class record by over 10-feet to 239'5", then George went 241'1" only to have Stiles come back with a 244'10". Top

runner was state mile champ Mike Peterson (Mapleton, Denver, Colo) off his 4:11.1 Golden Midwest win and 4:11.2 at Sacramento. Wheat Ridge (Colo) was the top area school led by the respective vaults of 15'2 $\frac{1}{4}$ " and 15'1 $\frac{1}{2}$ " of Mark Cooper and Jim Singley, plus John Douglass' 47'4 $\frac{3}{4}$ " triple jump and Terry Kunz's 6'8" high jump. Tom Scavuzzo (Mullen, Ft Logan, Colo) was again the top sprinter with his 9.5w and 21.4 (21.1w), while two 6'10" high jumps by Ray Lisby (Las Vegas, Nev) easily led the event in which five men cleared 6'8". Jim Kleiger (Regis, Denver) was the top vaulter with his 15'6 $\frac{3}{4}$ " at the Golden Midwest meet.

Utah's best runner was Eddie Scott (West, Salt Lake City) at 14.0 and 19.0 while Wyoming featured Dave Kucera (Riverton) with a 177'9" discus throw. Idaho had a good year led by Junior Champ discus winner Jim McGoldrick (Orofino) at 176'5", 15'3" vaulter Bill Miller (Twin Falls) and 19.2 turn hurdler Kirk Dennis (Wendell).

Pacific Coast

Los Altos really had the horses this year. Besides Chris Adams, the California state champs had Rick Brown whose tough 440-880 doubles earned him Prep Runner of the Year honors. In his sectional meet, Rick did 47.1-1:50.7-46.5r and then won state titles with 47.8 and 1:50.6 plus a 47.1 anchor on the relay winner (3:15.6). In addition, the Knights had Jim Andrew (47.8) and the nation's fastest sophomore half-miler Larry Davis (1:52.7).

The mile lacked depth this year on the West Coast as did the two-mile outside California. Hawaii had a real find in Kurt Mench (Castle, Kaneohe), who clocked 4:11.1 at home before his superb 4:06.3 in Sacramento. Junior Brent Tubb (Cleveland, Reseda, Calif) at 4:09.6 and David Harper (Clairemont, San Diego) at 4:12.5 were the best of the rest. Only Randy James (Ferris, Spokane, Wash) at 9:05.6 impressed from the distance-conscious Northwest. California's two-miling sparkled again as Ron Johnson (West, Torrance), injured most of the season, managed one great race--an 8:55.6 state meet record. That race found sub-9:00 runner (8:59.8) Dave White (El Modena, Orange) relegated to fourth (9:01.8) behind the 8:58.8 of Jim Chaffin (Poly, Long Beach) and the 9:01.0 of junior Ed Mendoza (Helix, La Mesa).

Two California hurdle stars were Milt Turner (Castlemont, Oakland), off his 13.7 and 18.3 times, and junior Al Hall (Morningside, Inglewood) for his state highs title (13.9, 13.7w), 18.8 in the straight lows and Junior Olympic highs title (13.8). Quick low hurdles clockings (19.2t, 18.9st) were only part of Tinker Hatfield's prowess as the Central Linn (Halsey, Ore) junior also managed a 9.6 100 and 15'0" vault as well.

Jerry Culp (Oceanside, Calif), with three high jumps over 7-feet (two at 7'1 $\frac{1}{4}$ "") and four other meets over 6'10", was easily the nation's best ahead of state runnerup Randy Fulkerson (Santa Fe, SF Springs) at 6'10". Northwest best was junior Joel Braggs (Lincoln, Tacoma, Wash) at 6'9 $\frac{1}{4}$ " as 11 men made that 6'8" standard. Rayford Guice (McLoughlin Jr HS, Pasco, Wash) tied the 6'6" frosh record. James McAlister (Blair, Pasadena, Calif) added 25'7" and 18.8st hurdles to all-America football honors, but while injured lost the state title to Lynn Swann (Serra, San Mateo) who had a 24'10" best. Fresno, Calif., was the nation's horizontal jump center. Besides Dave Tucker's exploits, the Raisin Capital had junior Randy Williams (Edison) at 25'0" and 50'11 $\frac{3}{4}$ " and Ernie Lopez (Central) at 49'6 $\frac{1}{2}$ ". California had a couple of other good jumpers in junior Craig Conway (Cupertino) at 49'9 $\frac{1}{2}$ ", to give the state the nation's three top triplers--all returnees, by the way--and long jumper Steve Thompson (East, Bakersfield) with a fine 24'8" effort.

Randy Withrow (Pasadena, Calif) was a prolific thrower going unde-



Jack Hall of New Britain, Conn., kept the Golden West javelin title in his family with his 237'4" winning fling. Brother Willis claimed the 68 title. The two Pulaski High throwers are the only brothers ever to win the same event at the GWI. /Don Chadez/

feated and topping 61-feet in 15 meets before his 65'8 $\frac{3}{4}$ " gave him the runnerup spot at the GWI meet. Right behind Withrow was Billy Joe Winchester (Mt Miguel, Spring Valley, Calif) with a superb double of 64'11" and 195'8". Top junior discus mark was 186'3" by Dick Heard (Douglas, Winston, Ore).

California had four half-milers at 1:52.2 behind Rick Brown, while 440 runnerup Milton Mitchell (Lincoln, San Diego) sprinted 47.3 (plus two 47.7s). Most impressive soph was state second-placer Larry Boen (West, Bakersfield) at 48.2.

Over the long distances, Larry Greer (Lakewood, Calif) led the nation at three-miles (14:11.4), six-miles (30:54.0) and 10,000-meters (31:53.0). Two freshmen also impressed. Darrell Hatfield (Rancho Alamitos, Garden Grove, Calif) garnered age-15 and class marks for 5000-meters (15:51.2) and one hour (10m, 1440y) plus class records for six-miles (32:38.6) and 10,000-meters (33:38.6). John Weston (Edison Jr HS, Fountain Valley, Calif) now owns age-14 mark for 5000-meters (16:50.0), 10,000-meters (35:24.0) and age and frosh class marks for the steeplechase (10:16.2).

Castlemont (Oakland, Calif) and El Cerrito (Calif) both equaled the 41.2 state 440 relay record. Mira Costa (Manhattan Beach, Calif), running without its best man, led the nation in the four-mile relay (17:42.6) ahead of the 17:46.2 of Helix (LaMesa, Calif) and the 17:46.8 by Clairemont (San Diego). El Modena (Orange, Calif) ran a state record 10:12.0 distance medley before losing to Long Beach Poly, 10:15.6 to 10:14.2.

2 Doublers at 70 GWI

by Fran Errota

Sacramento, Calif., June 20--What could be more appropriate than a sprinter from Florida to be named the outstanding performer on a night Bob Hayes serves as the honorary referee?

That's what happened at the 11th annual Golden West Invitational before an estimated 6500 persons at Hughes Stadium. Ray Robinson of Lakeland, Fla., took both dashes in wind-aided clockings of 9.2 and 20.7 as Hayes, history's first 9.1 man while running at Florida A&M, watched the outstanding array of graduated preps perform under warm skies marred only by wind readings from five to seven miles per hour.

But Robinson, who had been running track for only three months after transferring from another school which had no track program, was only one of an impressive array of performers in a meet featured by non-Californians who won all but two events. Only high jumper Jerry Culp (Oceanside) and national discus record holder Chris Adams (Los Altos) prevented California from drawing a blank as the former accounted for one of four meet standards with a 6'10 $\frac{1}{4}$ " jump. Adams topped a good discus field with a toss of 192'8".

Meet record claimants also included Mike Keogh (Essex Catholic, Newark, NJ) 8:54.0 for two-miles; Kevin Bligh (Herricks, New Hyde Park, NY) 37.1 for the 330 intermediate hurdles; and Jesse Stuart (Glasgow, Ky') with 71'9 $\frac{3}{4}$ " in the shot.

Robinson won the 100 with a rocket start and great pickup, and had a good lead over a fast-closing Glen Love (Sumner, St Louis, Mo) as he blasted into the tape. Love did 9.3, three others had 9.4s, another 9.5 and the last man in the field 9.6 as a 6.55 mph breeze aided the runners.

The 220 was tougher as the Lakeland zephyr barely edged Mark Lutz (Mayo, Rochester, Minn) at the tape, both caught in 20.7. Lutz had a good start and ran the turn well against a good field helped by a 5.82 mph wind.

Robinson was not the lone double winner. Perhaps just as impressive was Fred Singleton (Mt Vernon, NY) who must rate with the finest high and low hurdlers of all time. Although helped by a 7.1 wind in the 120 highs and 5.08 in the 180 lows on a turn, his 13.4 and 18.3 times were outstanding.

Both sprint times bettered meet standards and Singleton's efforts tied current marks, but wind over the allowable disallowed all of them.

Gene White (Bristol, Pa) missed a double when Gerald Gaines (Chesapeake, Va) took the triple jump with a 49'2 $\frac{1}{2}$ " leap to White's 49'1 $\frac{1}{2}$ " after White had taken the long jump with 25'4 $\frac{1}{4}$ " over the 24'10 $\frac{1}{4}$ " for runner-up Rudy Falana (Largo, Fla).

Superb competition featured the two-mile and mile runs as well as the pole vault and high jump.

Keogh allowed someone else to set the pace until taking over in the late stages. Randy James (Ferris, Spokane, Wash) led at the half-mile mark in 2:09.8 and gave way to Bill Beaty (Lancaster, Ohio) who had a 3:19.7 time after three laps when late entry Doug Brown (Notre Dame, Harper Woods, Mich) took the lead for the next two laps. Brown went by the mile in 4:29.1 and his five-lap split was 5:38.1. Denis Fikes (Rice, NYC), who went into the race unbeaten, took over on the sixth lap and galloped to a big lead on the seventh. He went by six laps in 6:45.4 and appeared in good shape at the gun, in 7:47.4.

It wasn't until the backstretch when Fikes started to look back that



Preptom's only 7-foot high jumper for 1970, Jerry Culp cleared 6'10 $\frac{1}{4}$ " for the 70 GWI crown. /Chadez/



Gene White rode the wind 25'4 $\frac{1}{4}$ " for the long jump win. He also has jump efforts of 6'9" and 50'2 $\frac{1}{2}$ "w. /Chadez/



(Above) Rounding the final turn and heading for home in the Golden West 880, Michigan's Kevin Reabe (c) and New Jersey's Joe Savage (l) battle for the lead. Reabe emerged victorious by four-tenths with 1:50.6. California's Nathan Burks (r) is third here and stayed in that position with 1:54.0.

(Below) Bathed in the late-afternoon sun, Doug Brown (r) tows the two-milers along with Mike Keogh and Denis Fikes right behind. Keogh won in the year's fastest prep time, 8:54.0, with Brown second (8:57.8) and Fikes third (9:03.0). /Chadez photos/



anyone realized there was still a race in progress. Keogh was moving at a steady pace and passed Fikes on the turn, and then Brown came on strong to catch Fikes who was now staggering to stay on his feet. Brown followed Keogh home in 8:57.8 and Fikes managed to hold off Beaty, 9:03.0 to 9:03.4. Keogh's 8:54.0 shattered the year-old meet record of 8:55.2 by Fred Ritcherson (Salesian, Los Angeles). "I had seen Fikes run before" said Keogh following the race, "so I figured I was in the race all the way."

The mile proved interesting with Anthony Colon giving New York its fourth victory with a 4:06.0 which, like the two-mile, was the fastest clocking in the nation this year.

Colon stayed on the pace all the way as the field was bunched most of the way. James Euell (Norwich, Conn) led the bunch for a lap and was still ahead at the 880 mark in 2:05.5 with Colon inches back in a field that was still tightly packed. Mike Petersen (Mapleton, Denver, Colo) came across the 1320 marker in 3:08.6 with Colon still on the shoulder of the pacesetter. With 220 left, Kurt Mench (Castle, Kanehoe, Ha) swept into the lead with Bob Wheeler (Dulaney, Timonium, Md) and Colon in close pursuit. Colon displayed his staying power by taking command off the final turn and going into the tape in 4:06.0 to 4:06.3 for the surprising Mench and 4:06.6 for the heralded Wheeler. Joe Savage (Roselle Catholic, Roselle, NJ) came in sixth in 4:14.1 after chasing Kevin Reabe (Waterford-Kettering, Drayton Plaines, Mich) in the 880 who proved to be a two-man race all the way. Reabe impressed in 1:50.6 as he outlasted Savage in a good stretch duel as the latter came in with a 1:51.0.

Culp won the high jump following an all-day drive from his home where he had not left his job until 5 am the morning of the meet. All but one of the nine competitors were still in the event at 6'8" and all but two of the remaining eight passed at 6'9" to attempt 6'10 $\frac{1}{4}$ " which Culp cleared on his third try. Mike Fleer (McNary, Salem, Ore) and Gayln Sweet (Ocatavia, Colfax, Ill) went over 6'8" on their first tries to share second place.

Gordon Crail (Greenwood, Ind) impressed to win the pole vault at 15'6" on fewer misses from Bill Curnow (Lee, Midland, Tex) who finished second and Dixon Boughman (Kokomo, Ind) who was third at the same height. Crail passed at 13'6" and 14'0" and cleared the next three heights on his first tries. Ten of eleven vaulters in the event tried 15'0" and only three were eliminated at that height.

Stuart was an easy winner in the shot as he got his best toss on his third try, the first two being fouls, one of which sailed close to the 75-foot mark. His 71'9 $\frac{3}{4}$ " bettered the meet standard of 69'8 $\frac{3}{4}$ " by Sam Walker (Samuell, Dallas, Tex) in 1968. Randy Withrow (Pasadena, Calif) and Billy Joe Winchester (Mt Miguel, Spring Valley, Calif) were next with lifetime bests of 65'8 $\frac{3}{4}$ " and 64'11" respectively.

Bligh's victory in the 330 hurdles came hard as he appeared to be destined for second until Gary West (Permian, Odessa, Tex) missed his step as he approached the last hurdle, and the New Yorker raced by to win in 37.1, under the 37.3 meet standard set in 1967 by Joe Kurzrok (Mt Vernon, NY). West had also finished second in the highs to Singleton, also a New Yorker.

Jack Hall (Pulaski, New Britain, Conn) became the second from his family to win the GWI javelin crown as his 237'4" outdistanced the 233'9" of Bob Obee (Wyandotte, Kansas City, Kans) on his last try. Darwin Bond (Dobyns-Bennett, Kingsport, Tenn) breezed to win the 440 in 48.1 over Keith Davis (Lincoln, Jersey City, NJ) who did 48.5.

(Reprinted from the I July 1970 Track & Field News issue.)

Twins in Zygoty, Talent

Gene and Joe Pouncy are alike in many ways. After all, they are identical twins.

Beyond the genetic similarity, the two 19-year-olds (born Nov. 4, 1950 in Palestine, Tex) share many more likenesses. Most obviously, they are excellent sprinters--Gene with 9.4, 21.4 and 47.2 (indoor relay) bests and Joe with 9.5, 21.1 and 47.8 (indoor relay) bests--and integral members of prep history's fastest 440 relay team. Their quartet from Lincoln High of Dallas, Tex, blazed to a sensational 40.2 clocking to win the 1970 Texas State title--besting its own national record of 40.7 set last year. And, just as in 1969, John Delley preceded Joe and Rufus Shaw went before Gene on the record-busting run.

Gene and Joe both claimed 1970 Texas state titles, Gene with a 9.4 100--fastest by a prep this year--and Joe with a 21.2 furlong. Then both teamed up with Shaw and Bennie Medlock for a 3:12.1 mile relay triumph, third-fastest high school time ever.

Even indoors, the Pouncys were pulverizing previous records. At the Astrodome in February, Gene buzzed to two 9.5 100 clockings, clipping a tenth of a second from the prep indoor record he shared with fellow Tex-an Ken Curl (Worthing, Houston). Just so Gene didn't steal all of the spotlight, Joe matched the old record while placing second.

Then the brothers pounced on another record in the mile relay as Lincoln streaked to a 3:12.8, Gene gunning 47.2 and Joe 47.8. It hardly mattered that the huge 352-yard Astrodome track nullified acception of the record; it still topped the best by a prep team on a legal-sized track of 3:20.1 and the oversized best of 3:15.6.

And, in the spirit of brotherly cooperation, both starred on the Lincoln football squad (each measures 6'0" tall and scales 180-lbs.). Both are versatile sprinters, Gene claiming practice bests of 5.9 for 60-yards and 9.3 in the 100 and Joe a 46.0 440. Their relay squad has clicked to a 39.7 practice run. Now they have moved together to Southern Methodist.


Even the progression of each has been remarkably parallel:

| Year | Age | School | Grade | Gene | | Joe | |
|------|-----|------------|-------|------|------|-----|--------------|
| | | | | 100 | 220 | 100 | 220 |
| 1968 | 17 | Lincoln HS | 10 | 9.5 | | 9.8 | 21.8 |
| 1969 | 18 | Lincoln HS | 11 | 9.5 | 21.5 | 9.6 | 21.1 |
| 1970 | 19 | Lincoln HS | 12 | 9.4 | 21.4 | 9.5 | 21.2 (21.0w) |

Each athlete feels his brother is a strong positive force on his athletic career--both in and out of competition. "My brother is a positive force," says Joe, "because of the moral and mental support he gives which helps me to always do my best. I rely a great deal on the assurance that he is there to back me up and give me a lift if and when I'm a little down."

"We talk and work together and try to help each other as much as we can," reveals Gene. "We share the same goals and desires. When we are in the same race, I look upon him not as a brother but as another athlete who is trying just as hard as I am to win. But if he beats me, I'm just as happy as if I had won. I have always felt that if I win, fine, but if Joe wins then that's okay too because it's a family affair." Those shared goals include representing the US in the Olympic Games and, as Joe says, "running up to my potential in each race and trying to be the best."

Both place great importance on preparing both physically and psychologically for any athletic competition. "If an athlete is prepared properly in both his mind and body, he will be ready and willing to meet any chal-



These four serious sprinters—(l-r) John Delley, Joe Pouncy, Rufus Shaw and Gene Pouncy—compose prep history's fastest 440 relay team, the 40.2 unit of Lincoln High of Dallas. And the Pouncys can fly without a baton too: Gene won the Texas state 100 with 9.4; Joe annexed the 220 with 21.2 and has a 9.5 besides. /Photo by Pluria Marshall/

lence." The brothers play football in the fall, then start track training with weights and cross country runs in the winter. In the early season (and that can mean February in early-starting Texas), they run mostly long intervals (330, 440, 660) while late-season work centers on more flat speed work, 440s for strength and a great deal of relay passing. This program apparently works well: Gene had zipped several 9.5s by the end of February last season and then clocked his first 9.4 in mid-March--and he held his form through to the mid-May state meet which he won again in 9.4. And Joe was right behind in that first 9.4 with a 9.5.

Each feels that track plays a major part of his life. "Track has helped us greatly by developing the desire to succeed," says Gene. "The competitiveness and the chance for each individual to run and win on his own will help a person in later life," believes Joe. Even off the track, they are running in a near dead-heat. Joe ranked fifth and Gene 10th in Lincoln's 1970 graduating class of 416.

Yet for all their similarities, each has his own unique qualities. Off the track, Gene seems to move as quick as when he sprints with hobbies such as "basketball, swimming, gospel music, working with younger children" occupying his time, whereas Joe prefers quieter moments "reading and relaxing."

Of their successes of the recent past--and promise of the future--Gene comments, "Anyone must always remember that all he gains in life comes through hard work and a strong belief in himself and in God. For us, all of our talent came from God and we are thankful and try to be good stewards of our talent."

15 Year Prep Progress

Yes we will say it--because it's true--"the times are a changin'." So are heights and distances. This chart shows the changes in the first, 10th and 20th place marks on the US prep lists of 1955, 1960, 1965 and 1970 (t=mark tied by several athletes). Note the large improvements in events only recently stressed by preps: 2Mile, TJ, HT, JT, 440R. Also note that few events improved each half decade, the 2Mile, SP, JT and 440R being the only ones. What changes will the next three decades bring? No one knows--and that makes the coming years all the more exciting.

| | 1955 | 1960 | 1965 | 1970 | | 1955 | 1960 | 1965 | 1970 |
|---------------------------------|----------------------|---------------------|---------|---------------------|-----------------------|-----------------------|------------------------|------------------------------------|-----------------------------------|
| 100-yards | | | | | 10 | 6'5 $\frac{1}{4}$ " | 6'6" | 6'8" | 6'9" ^t |
| 1 | 9.6 | 9.5 | 9.5 | 9.4 | 20 | -- | 6'5" | 6'7" ^t | 6'8 $\frac{1}{2}$ " ^t |
| 10 | 9.7 | 9.6 | 9.5 | 9.5 | Pole Vault | | | | |
| 20 | -- | 9.7 | 9.6 | 9.6 | 1 | 14'2" | 14'5" | 16'6 $\frac{3}{4}$ " | 15'10" |
| 220-yards straight | | | | | 10 | 13'2 $\frac{1}{4}$ " | 13'6 $\frac{1}{2}$ " | 15'3 $\frac{3}{4}$ " | 15'1 $\frac{1}{2}$ " ^t |
| 1 | 20.7 | 20.6 | 20.5 | 20.9t | 20 | -- | 13'4" | 14'6 $\frac{1}{4}$ " | 15'0" ^t |
| 10 | 21.2 | 21.0 | 21.0t | -- | Long Jump | | | | |
| 20 | -- | -- | -- | -- | 1 | 24'9 $\frac{1}{4}$ " | 24'6 $\frac{1}{2}$ " | 25'4 $\frac{3}{4}$ " | 25'7" |
| 220-yards turn | | | | | 10 | 23'7" | 23'9 $\frac{1}{4}$ " | 24'3" ^t | 24'3" |
| 1 | -- | -- | 20.6 | 21.0 | 20 | -- | 23'6 $\frac{1}{4}$ " | 23'10 $\frac{1}{2}$ " ^t | 24'1 $\frac{1}{2}$ " ^t |
| 10 | -- | -- | 21.3 | 21.4 | Triple Jump | | | | |
| 20 | -- | -- | -- | 21.5 | 1 | -- | 48'4 $\frac{1}{2}$ " | 50'3 $\frac{3}{4}$ " | 52'6 $\frac{1}{4}$ " |
| 440-yards | | | | | 10 | -- | 45'2 $\frac{3}{4}$ " | 46'9 $\frac{1}{4}$ " | 48'2" ^t |
| 1 | 47.2 | 46.7 | 46.6 | 46.9 | 20 | -- | -- | 45'11" | 47'6 $\frac{1}{2}$ " |
| 10 | 49.0 | 48.2 | 47.7 | 47.8t | Shot Put | | | | |
| 20 | -- | 48.5 | 48.0 | 48.0t | 1 | 60'2" | 65'7" | 65'8 $\frac{3}{4}$ " | 73'11 $\frac{1}{2}$ " |
| 880-yards | | | | | 10 | 56'11 $\frac{1}{2}$ " | 60'10" | 62'5" ^t | 63'3" |
| 1 | 1:54.3 | 1:51.9 | 1:48.8 | 1:50.2 | 20 | -- | 59'1 $\frac{1}{2}$ " | 61'3 $\frac{1}{4}$ " | 62'1 $\frac{1}{2}$ " |
| 10 | 1:56.2 | 1:54.0 | 1:52.7 | 1:52.2 | Discus Throw | | | | |
| 20 | -- | 1:55.4 | 1:53.4t | 1:53.1t | 1 | 179'9 $\frac{3}{4}$ " | 179'7" | 190'11" | 201'3" |
| Mile | | | | | 10 | 167'6" | 172'10" | 181'0" | 184'3" |
| 1 | 4:19.5 | 4:11.7 | 3:55.3 | 4:06.0 | 20 | -- | 168'5 $\frac{1}{2}$ " | 177'4 $\frac{1}{2}$ " | 179'0" ^t |
| 10 | 4:24.3 | 4:17.5 | 4:11.6 | 4:10.1 | Hammer Throw | | | | |
| 20 | -- | 4:21.0 | 4:13.8 | 4:12.3 | 1 | -- | 179'11" | 209'9" | 208'10" |
| 2Mile | | | | | 10 | -- | -- | 155'2" | 178'0" |
| 1 | -- | 9:22.4 | 8:57.8 | 8:54.0 | 20 | -- | -- | -- | -- |
| 10 | -- | 9:44.6 | 9:15.0 | 9:03.0 | Javelin Throw | | | | |
| 20 | -- | -- | 9:20.2t | 9:08.2 | 1 | 211'7 $\frac{1}{2}$ " | 215'3 $\frac{1}{2}$ " | 232'9" | 247'1" |
| 120 High Hurdles | | | | | 10 | 184'8 $\frac{3}{4}$ " | 206'5" | 218'0" | 225'8" |
| 1 | 14.1 | 13.7 | 13.5 | 13.5 | 20 | -- | 200'11 $\frac{1}{2}$ " | 210'5 $\frac{1}{2}$ " | 217'6" |
| 10 | 14.4 | 14.1 | 14.0t | 13.9t | 440-yard Relay | | | | |
| 20 | -- | 14.3 | 14.1t | 14.0t | 1 | 42.6 | 41.5 | 41.2 | 40.2 |
| 180 Low Hurdles straight | | | | | 10 | -- | 42.6 | 42.0t | 41.4t |
| 1 | 18.5 | 18.8 | 18.2 | 18.3 | 20 | -- | -- | -- | 41.8t |
| 10 | 19.0 | 18.9 | 18.7t | 18.8t | 880-yard Relay | | | | |
| 20 | -- | 19.1 | 18.8 | 18.9t | 1 | 1:27.2 | 1:26.0 | 1:26.0 | 1:26.9 |
| 180 Low Hurdles turn | | | | | 10 | -- | 1:27.8 | 1:27.3t | 1:27.6t |
| 1 | -- | -- | -- | 19.1 | 20 | -- | -- | -- | 1:28.0t |
| 10 | -- | -- | -- | 19.4t | Mile Relay | | | | |
| 20 | -- | -- | -- | -- | 1 | 3:17.9 | 3:15.2 | 3:15.8t | 3:12.2 |
| High Jump | | | | | 10 | -- | 3:20.8 | 3:18.3t | 3:16.4t |
| 1 | 6'10 $\frac{1}{4}$ " | 6'7 $\frac{1}{2}$ " | 7'0" | 7'1 $\frac{1}{4}$ " | 20 | -- | 3:22.1 | -- | 3:17.4t |

All State, Event Relay

compiled by Hugh Gardner

The 1970 edition of the National Composite Relay Rankings is the fourth revision of a chart first published by T&FN in 1958. The last edition was published in the Nov. 9, 1967 Track Newsletter.

In this chart, each state is ranked by composite time, or distance, of its four best performers per event, all-time. In the past, four states per event were considered, but this year the total was expanded to five in all events but the 330IH, hammer and decathlon. These three events, only rarely contested in most states, go just three deep. This expansion has raised the number of different states appearing from 14, in 1967, to 23.

Talent-rich California has the best, or equal best, score in 14 of the 19 events, and scores in 16. Texas scores 12 times, with three top-pers, while New York and New Jersey each appear eight times.

No wind-aided marks were considered for this chart. All low hurdle marks are straights. Straight 220 marks (st) have 0.4-seconds added.

400 YARD

| | | | | | |
|-------------------------|-----|------------------------|-----|-------------------------|-----|
| California--37.6 | | Texas--37.6 | | New Jersey--37.7 | |
| Jimmy Jackson (54) | 9.4 | Willie Black (67) | 9.4 | Bill Gaines (67) | 9.3 |
| Jim Hines (64) | 9.4 | Ernie Williams (68) | 9.4 | Don Schneider (68) | 9.4 |
| Forrest Beaty (62) | 9.4 | Ed Kubicek (68) | 9.4 | Al Phillips (56) | 9.5 |
| Mel Gray (67) | 9.4 | Gene Pouncy (70) | 9.4 | Jerry Krumeich (62) | 9.5 |
| Ohio--37.9 | | Louisiana--37.9 | | | |
| Jesse Owens (33) | 9.4 | Kirk Clayton (66) | 9.4 | | |
| Paul Drayton (57) | 9.5 | George Anderson(62) | 9.5 | | |
| Craig Wallace (63) | 9.5 | Doug Ealy (62) | 9.5 | | |
| Emmett Taylor (65) | 9.5 | Aaron Thompson (67) | 9.5 | | |

880 YARD

| | | | | | |
|---------------------------|--------|---------------------------|--------|------------------------|--------|
| California--1:22.7 | | Texas--1:23.4 | | Florida--1:23.8 | |
| Forrest Beaty (61) | 20.6st | Clyde Glosson (65) | 20.6 | Gerald Tinker (69) | 20.6 |
| Phil Underwood (66) | 20.7 | George Aldredge (64) | 20.9 | Dave Mann (62) | 21.0st |
| Mel Gray (67) | 20.7 | Phil Lusk (69) | 20.9 | Jim Douglas (60) | 21.1st |
| Leamon King (53) | 20.9st | Ray Wesley (60) | 21.0st | Joel Garren (70) | 21.1 |
| New Jersey--1:23.9 | | New Mexico--1:24.4 | | | |
| Billy Walker (65) | 20.9 | Ray Etherly (61) | 20.9 | | |
| Don Schneider (67) | 20.9st | Zeak Williams (62) | 21.0st | | |
| Bill Gaines (67) | 21.0 | Jim Childs (63) | 21.1st | | |
| Milt Campbell (53) | 21.1st | Jim Young (64) | 21.4st | | |

ONE MILE

| | | | | | |
|---------------------------|------|---------------------------|------|-------------------------|------|
| California--3:06.1 | | Texas--3:07.0 | | New York--3:08.8 | |
| Ulis Williams (61) | 46.1 | Ted Nelson (61) | 46.5 | Julio Meade (66) | 46.8 |
| Larance Jones (69) | 46.6 | Dave Morton (67) | 46.7 | Otis Hill (66) | 47.3 |
| Jerry White (56) | 46.7 | Rayceal Williams (68) | 46.9 | LaMotte Hyman (67) | 47.3 |
| Edesel Garrison (68) | 46.7 | Jimmy Evans (68) | 46.9 | Jose L'Official (66) | 47.4 |
| Florida--3:09.1 | | New Jersey--3:09.3 | | | |
| Larry Black (69) | 46.7 | Ron Freeman II (65) | 46.6 | | |
| Amos Machanic (69) | 47.3 | Joe Bryant (66) | 47.4 | | |
| Fred Ayer (63) | 47.4 | Duval Moore (65) | 47.5 | | |
| Johnny Brown (65) | 47.7 | Keith Davis (70) | 47.8 | | |

TWO MILE

| | | | | | |
|---------------------------|--------|-------------------------|---------|----------------------|--------|
| California--7:16.2 | | New York--7:18.7 | | Texas--7:20.7 | |
| Richard Joyce (65) | 1:48.8 | Marcel Philippe (69) | 1:49.4 | John Drew (68) | 1:49.5 |
| Clark Mitchell (65) | 1:49.0 | John Brady (68) | 1:49.6 | Dave Morton (67) | 1:49.9 |
| Dennis Carr (63) | 1:49.2 | Brian McElroy (69) | 1:49.8 | Willie Blackmon (69) | 1:50.5 |
| Bob Hose (64) | 1:49.2 | Tom Carroll (57) | 1:49.9m | Ray Alaniz (67) | 1:50.8 |
| Illinois--7:21.9 | | Kansas--7:27.2 | | | |
| Dave Kaemerer (68) | 1:50.1 | Jim Ryun (64) | 1:50.3 | | |
| Larry Kelly (64) | 1:50.4 | Bob Barratti (68) | 1:50.5 | | |
| Tom Sullivan (61) | 1:50.6 | Vint Arnett (65) | 1:52.8 | | |
| Willie Thomas (69) | 1:50.8 | John Noffsinger (69) | 1:53.6 | | |

FOUR MILE

| | | | | | |
|----------------------------|--------|----------------------------|--------|------------------------|--------|
| California--16:23.1 | | Washington--16:23.5 | | Kansas--16:23.9 | |
| Tim Danielson (66) | 3:59.4 | Gerry Lindgren (64) | 4:01.5 | Jim Ryun (65) | 3:55.3 |
| Armando Valencia (67) | 4:07.2 | Rick Riley (66) | 4:04.7 | Archie SanRomani(59) | 4:08.9 |
| Peter Romero (67) | 4:08.0 | Gary Lineburg (66) | 4:08.0 | Bob Barratti (68) | 4:08.9 |
| Carl Trentadue (65) | 4:08.5 | Bob Brandon (69) | 4:09.3 | Mike Petterson (65) | 4:10.8 |

Illinois--16:28.6

Tom Sullivan (61) 4:03.5
 Andy Rubert (70) 4:07.1
 Bruce Bowman (65) 4:08.7
 Glen Popejoy (69) 4:09.3

Indiana--16:35.2

Don Vandrey (67) 4:05.3
 Scott Hiles (68) 4:08.0
 Chuck Baker (68) 4:08.9
 Dick Malone (68) 4:13.0

EIGHT MILE**California--35:40.8**

Peter Romero (67) 8:54.6
 Fred Ritcherson (69) 8:55.2
 Tim Danielson (66) 8:55.4
 Ron Johnson (70) 8:55.6

Oregon--35:43.2

Steve Prefontaine (69) 8:41.6
 Mark Hiefield (69) 8:55.2
 Doug Crooks (69) 9:03.0
 Mike Hann (69) 9:03.4

Washington--35:50.4

Rick Riley (66) 8:48.4
 Gerry Lindgren (64) 8:53.6
 Randy James (69) 9:03.2
 Larry Almberg (65) 9:05.2

Illinois--36:02.8

David Merrick (70) 8:56.6
 Rich Elliott (68) 8:56.8
 Pat Mandra (70) 9:03.2
 Mark Visk (69) 9:06.2

Kansas--36:16.4

Jon Callen (69) 9:03.4
 Dave Anderson (69) 9:03.4
 Jim Ryan (65) 9:04.0
 Bob Barratti (68) 9:05.6

SPRINT MEDLEY**California--3:16.2**

Ulis Williams (61) 46.1
 Forrest Beaty (61) 20.6st
 Phil Underwood (66) 20.7
 Richard Joyce (65) 1:48.8

Texas--3:17.5

Ted Nelson (61) 46.5
 Clyde Glosson (65) 20.6
 George Aldredge (64) 20.9
 John Drew (68) 1:49.5

New York--3:18.4

Julio Meade (66) 46.8
 John Fernandez (58) 21.1st
 Bill Miller (65) 21.1
 Marcel Philippe (69) 1:49.4

New Jersey--3:18.8

Ron Freeman II (65) 46.6
 Don Schneider (67) 20.9st
 Billy Walker (65) 20.9
 Joe Savage (70) 1:50.2

Illinois--3:20.1

Bill Bahnfleth (66) 47.3
 Bobby Grieve (33) 21.3st
 Bobby Packard (35) 21.4st
 Dave Kaemerer (68) 1:50.1

480 YARD HIGH HURDLE**Texas--54.4**

Randy Lightfoot (70) 13.5
 Ron Washington (69) 13.6
 Gary West (70) 13.6
 Johnny Morriss (64) 13.7

California--54.8

Steve Camiñiti (64) 13.7
 Earl McCullough (64) 13.7
 Bruce Gridley (66) 13.7
 Jerry Proctor (67) 13.7

Louisiana--54.9

Rod Milburn (69) 13.5
 Spencer Thomas (63) 13.7
 Jimmy Thomas (66) 13.8
 Jimmy Upton (67) 13.9

Florida--55.2

John Turek (60) 13.7
 Henry Cummings (70) 13.8
 Nathaniel Porter (70) 13.8
 John Patrick (66) 13.9

Arkansas--55.2

Barry Snyder (65) 13.7
 Phil Herndon (68) 13.7
 Dennis Berner (66) 13.9
 Richard Polk (66) 13.9

720 YARD LOW HURDLE**California--1:12.8**

Steve Camiñiti (64) 18.1
 Earl McCullough (64) 18.1
 Tom Hester (62) 18.3
 Ed Moody (62) 18.3

New York--1:13.5

Don Castronovo (64) 18.1
 Fred Singleton (70) 18.4
 Galvester Baber (64) 18.5
 Ken Donovan (64) 18.5

Texas--1:14.1

Pat Mitchell (59) 18.4
 Gail Reed (63) 18.5
 John Roderick (62) 18.6
 Mike Robins (65) 18.6

Arkansas--1:14.3

Barry Snyder (65) 18.4
 Phil Herndon (67) 18.6
 Genard Medley (70) 18.6
 Joe Trotter (68) 18.7

Kansas--1:14.4

Charley Tidwell (55) 18.5
 Henry Wiebe (55) 18.6
 Bob Bornkessel (68) 18.6
 Ron Beiter (66) 18.7

1320 YARD INTERMEDIATE HURDLE**Texas--2:28.8**

Joe Wylie (69) 37.0
 Bobby Coffman (70) 37.2
 Gary West (70) 37.2
 Jack Faubion (67) 37.4

New York--2:29.8

Kevin Bligh (70) 37.1
 Joe Kurzrok (67) 37.3
 Paddy McCrary (64) 37.4
 Larry James (66) 38.0

Missouri--2:31.2

Wavie Reed (70) 37.4
 Gary Parades (69) 37.9
 Art Miller (68) 37.9
 Paul Sims (65) 38.0

HIGH JUMP**California--28'4 $\frac{1}{2}$ "**

Reynaldo Brown (68) 7'3"
 Otis Hailey (68) 7'1 $\frac{1}{2}$ "
 Jerry Culp (70) 7'1 $\frac{1}{2}$ "
 Don Pierce (66) 7'0"

Texas--27'6 $\frac{1}{2}$ "

Clarence Johnson (66) 7'1 $\frac{1}{2}$ "
 Johnny Blakney (70) 6'10 $\frac{1}{2}$ "
 Roy Hicks (61) 6'10"
 Dennis DeLoach (70) 6'10"

Arizona--27'3"

Lorenzo Allen (68) 7'0"
 Joe Mackey (68) 6'10"
 Barry Schur (70) 6'9"
 Eric Moore (68) 6'8"

Illinois--27'2"

Gayln Sweet (70) 6'10 $\frac{1}{2}$ "
 Ben Gaines (67) 6'9 $\frac{1}{2}$ "
 Brad Richardson (67) 6'9 $\frac{1}{2}$ "
 Bill Hancock (70) 6'9 $\frac{1}{2}$ "

Pennsylvania--27'1"

Walt Mangham (56) 6'9 $\frac{1}{2}$ "
 Frank Kaufman (67) 6'9 $\frac{1}{2}$ "
 Gene White (70) 6'9"
 Lonnie Dalton (67) 6'8 $\frac{3}{4}$ "

POLE VAULT**California--66'3 $\frac{1}{2}$ "**

Steve Smith (69) 16'8 $\frac{3}{4}$ "
 Bob Pullard (69) 16'7"
 Paul Wilson (65) 16'6 $\frac{3}{4}$ "
 Jon Vaughn (66) 16'5"

Washington--62'4 $\frac{1}{4}$ "

Casey Carrigan (69) 17'4 $\frac{3}{4}$ "
 Mark Edman (68) 15'2"
 Jack Ernst (67) 15'0"
 Mike Cole (70) 14'9 $\frac{1}{2}$ "

Texas--62'4"

Bill Curnow (70) 15'9"
 Dave Roberts (69) 15'8"
 Terry Porter (70) 15'6 $\frac{1}{2}$ "
 Pinto Beene (65) 15'4 $\frac{3}{4}$ "

| | | | |
|-------------------------------|----------------------|---------------------------------|----------------------|
| Indiana--61'2 $\frac{3}{4}$ " | | Colorado--60'10 $\frac{3}{4}$ " | |
| Gordon Crail (70) | 15'6 $\frac{3}{4}$ " | Jim Kleiger (70) | 15'6 $\frac{3}{4}$ " |
| Dixon Boughman (70) | 15'6" | Mark Cooper (70) | 15'2 $\frac{1}{2}$ " |
| Gary Thrapp (68) | 15'5" | Jim Singley (70) | 15'1 $\frac{1}{2}$ " |
| Bob Godfrey (70) | 14'9" | Jim Spears (69) | 15'4" |

LONG JUMP

| | | | | | |
|------------------------------------|-----------------------|--------------------------------|-----------------------|--------------------|----------------------|
| California--102'11 $\frac{1}{2}$ " | | New York--99'8 $\frac{1}{2}$ " | | Illinois--98'10" | |
| Jerry Proctor (67) | 26'9 $\frac{3}{4}$ " | Bob Beamon (65) | 25'3 $\frac{1}{2}$ " | Oscar Wallace (69) | 25'0" |
| Heulon Hewitt (69) | 25'10 $\frac{3}{4}$ " | Greg Flippen (70) | 25'0" | Roy Houston (66) | 24'8" |
| James McAlister (70) | 25'7" | Fred Samara (69) | 24'11" | Avery Wallace (68) | 24'7 $\frac{1}{4}$ " |
| Doyle Steel (66) | 25'5 $\frac{1}{4}$ " | Dennis Gurrant (64) | 24'6" | Curt Anders (66) | 24'6 $\frac{3}{4}$ " |
| Louisiana--98'10" | | Ohio--98'8 $\frac{3}{4}$ " | | | |
| Don Troutman (56) | 24'11" | Jesse Owens (33) | 24'11 $\frac{1}{4}$ " | | |
| Billy Brown (37) | 24'8 $\frac{1}{2}$ " | Terry Owes (63) | 24'9" | | |
| Spencer Thomas (69) | 24'8 $\frac{1}{4}$ " | Bill Hairston (51) | 24'8 $\frac{3}{4}$ " | | |
| Butler Avery (41) | 24'6 $\frac{1}{2}$ " | Ron Bolden (65) | 24'4" | | |

TRIPLE JUMP

| | | | | | |
|------------------------------------|-----------------------|-------------------------------------|----------------------|-----------------------------------|----------------------|
| California--204'11 $\frac{1}{2}$ " | | New York 199'5 $\frac{3}{4}$ " | | Louisiana--197'11 $\frac{1}{2}$ " | |
| Dave Tucker (70) | 52'6 $\frac{1}{4}$ " | Zack Gillon (69) | 50'10" | Spencer Thomas (69) | 50'6 $\frac{3}{4}$ " |
| Mike Woods (63) | 51'8" | Bob Beamon (65) | 50'3 $\frac{1}{2}$ " | Billy Brown (37) | 49'7 $\frac{1}{4}$ " |
| Randy Williams (70) | 50'11 $\frac{1}{2}$ " | Warren Rockwell (64) | 49'4 $\frac{1}{2}$ " | Sid Bowman (28) | 49'1" |
| Craig Conway (70) | 49'9 $\frac{1}{2}$ " | Ken McBryde (70) | 49'0" | Don Troutman (56) | 48'8 $\frac{3}{4}$ " |
| Virginia--194'2 $\frac{1}{2}$ " | | Pennsylvania--193'8 $\frac{1}{2}$ " | | | |
| Gerald Gaines (70) | 49'4 $\frac{1}{2}$ " | Gene White (70) | 49'1 $\frac{1}{2}$ " | | |
| Darryl Kelley (69) | 48'8 $\frac{3}{4}$ " | Mike Bond (66) | 48'5" | | |
| Doug Dickinson (69) | 48'8" | Ulysses Walker (69) | 48'2" | | |
| Lonnie Parker (70) | 47'5 $\frac{1}{2}$ " | Maurice Peoples (69) | 48'0" | | |

SHOT PUT

| | | | | | |
|------------------------------|-----------------------|-----------------------------------|----------------------|--------------------|----------------------|
| Texas--272'6 $\frac{1}{4}$ " | | California--266'7 $\frac{1}{2}$ " | | New Jersey--260'5" | |
| Sam Walker (68) | 72'3 $\frac{1}{4}$ " | John Hubbell (66) | 67'9 $\frac{3}{4}$ " | Elvin Bethea (64) | 66'4 $\frac{1}{2}$ " |
| Don Randall (69) | 67'11 $\frac{1}{2}$ " | Dave Murphy (66) | 67'2" | Steve Adams (70) | 66'1 $\frac{1}{2}$ " |
| Randy Matson (63) | 66'10 $\frac{1}{2}$ " | Steve Wilhelm (67) | 65'10" | Rudy Guevera (70) | 64'6" |
| Millard Neely (70) | 65'6" | John Buehler (67) | 65'9 $\frac{3}{4}$ " | Robert Brady (70) | 63'6" |
| New York--258'3" | | Wisconsin--255'11 $\frac{1}{2}$ " | | | |
| Henry Korn (58) | 65'10 $\frac{1}{4}$ " | Stu Voigt (66) | 67'1 $\frac{1}{2}$ " | | |
| Gary Gubner (60) | 65'7" | Jim DeForest (65) | 65'8 $\frac{3}{4}$ " | | |
| Roger Taylor (67) | 64'5 $\frac{3}{4}$ " | Tim Seifert (66) | 61'3" | | |
| Dick Conte (67) | 62'4" | Greg Getz (67) | 61'6 $\frac{1}{2}$ " | | |

DISC THROW

| | | | | | |
|---------------------------|---------|---------------------|---------|------------------|--------|
| California--787'7" | | Texas--773'3" | | Ohio--755'11" | |
| Chris Adams (70) | 201'3" | Kelvin Korver (67) | 197'3" | Marc Debevc (67) | 192'1" |
| Billy Joe Winchester (70) | 195'8" | Randy Matson (63) | 193'1" | Pete Miller (67) | 188'6" |
| Bob Stoecker (62) | 195'4" | Jim Parker (70) | 192'0" | John Casler (67) | 185'1" |
| Tom Birtwhistle (69) | 195'4" | Cliff Larson (65) | 190'11" | Ken Krueger (68) | 187'3" |
| New Jersey--755'6" | | Arizona--751'8" | | | |
| Russ Frame (69) | 192'8" | Karl Johnstone (59) | 194'5" | | |
| Charles Calhoun (69) | 188'10" | Mark Scheehle (70) | 186'7" | | |
| Art Swarts (63) | 187'7" | Steve Gunzel (69) | 186'2" | | |
| Bruce Hedenal (65) | 186'5" | Tim Boubelik (67) | 184'6" | | |

HAMMER THROW

| | | | | | |
|----------------------|---------|-----------------------|--------|-----------------------|--------|
| Rhode Island--814'7" | | Massachusetts--793'8" | | Connecticut--766'9" | |
| Dick Narcessian (65) | 209'9" | Dennis Cambal (68) | 202'4" | Ralph Metcalfe (66) | 200'8" |
| Alvin Jackson (70) | 208'10" | Dick Rossman (56) | 197'2" | Doug Greenwood (69) | 193'4" |
| Pat Scanlon (70) | 199'10" | John Fisher (41) | 196'5" | Gordon Gillespie (59) | 187'9" |
| Manny Rosa (69) | 196'2" | Ed Bailey (58) | 187'9" | Rayford Shields (41) | 185'0" |

JAVELIN THROW

| | | | | | |
|---------------------|---------|--------------------|---------|----------------------|---------|
| New Jersey--955'1" | | Kansas--943'2" | | Pennsylvania--928'9" | |
| Mark Murro (67) | 252'8" | Bob Obee (70) | 247'1" | Ray Mushinski (69) | 239'4" |
| Roger Collins (66) | 242'10" | Jim Pearce (69) | 244'7" | Bob Kouvolo (67) | 235'3" |
| Dave Reiss (66) | 235'8" | Jim Williams (70) | 226'0" | Bob Rivard (66) | 231'4" |
| Dan Tindall (67) | 233'11" | Ron Shelley (65) | 225'6" | Jan Sikorsky (57) | 222'10" |
| Louisiana--923'1" | | Oregon--920'11" | | | |
| Terry Bradshaw (66) | 244'11" | Ole Tretten (65) | 231'7" | | |
| Delmon McNabb (63) | 231'1" | Dave Melville (70) | 231'2" | | |
| Bobby Barnes (65) | 228'4" | Mike Daniels (69) | 229'4" | | |
| A. J. Seymour (67) | 218'9" | Jim O'Donnell (65) | 228'10" | | |

DECATHLON

| | | | | | |
|--------------------|------|--------------------|------|----------------------|------|
| California--26,778 | | New Jersey--25,374 | | Arizona--22,803 | |
| Bob Mathias (48) | 6899 | Milt Campbell (53) | 7253 | Barry Schur (70) | 6431 |
| Kenny Kring (70) | 6656 | Aubrey Lewis (54) | 6564 | Mike Melicher (70) | 6555 |
| Paul Herman (59) | 6616 | Karl Harz (67) | 6019 | Bruce Harkinson (69) | 5377 |
| Dixon Farmer (58) | 6607 | Alex Stencil (70) | 5538 | Mike McDonald (70) | 5340 |



When Jesse Stuart puts all of his 6'2", 250-lbs. behind the shot, big things can happen —like the longest throw ever by a prep of 73'11½". Twice during 1970 he muscled the 16-lb. bulb 60'10" in addition. /Photo by Don Chadez/

Records To Fall in 71

by Fran Errota

Four national records should fall and at least two others appear to be in danger as high school track and field athletes prepare to go outdoors for the 1971 spring season.

One of the standards in question is the triple jump where David Tucker (San Joaquin Memorial, Fresno, Calif) should better his own mark of 52'6 $\frac{1}{4}$ " he set as a junior in 1970.

Other probable record setters represent three additional sectors of the country--New England, Midwest and Rocky Mountain, the latter including two athletes from the nearby states of Montana and Utah who will be battling for the javelin record.

Craig Stiles (Malta, Mont) and Richard George (Millard, Fillmore, Utah) will shoot for the 252'8" standard set in 1967 by Mark Murro (Essex Catholic, Newark, NJ). Stiles tossed 244'10" and George 241'1" last spring to rate second and third in the nation and each had two other tosses among the 10 best of the season. Each may be hampered by a short season, but both can also look forward to the mid-June Golden West Invitational for competition against the top graduating seniors in the country.

Amazin' Alvin Jackson (Classical, Providence, RI) is only a junior but shouldn't be too far into the season before claiming the hammer record of 209'9" set by Dick Narcessian (Woonsocket, RI) in 1965. Jackson is already claimant to the 16-lb. hammer mark with his 180'0" toss last year. He threw the 12-lber 208'10" as a soph and his feats rate with the best in all prep athletic annals.

The fourth record is based on a "hunch" Dave Merrick (Lincoln-Way, New Lenox, Ill) will display vast improvement on his outstanding 8:56.6 clocking of 1970 for two-miles. He has a long way to go to catch the 8:41.6 of Steve Prefontaine (Marshfield, Coos Bay, Ore) in 1969, but so did Steve whose best as a junior was 9:01.0. Merrick, at least, appears to have the best chance to account for a record on the track.

To think no other standards are in danger is absurd. The way preps improve from one season to another, and those who climb out of the woodwork each year to shock the so-called experts, place each mark in danger. Still, a combination of events which may be referred to as luck or good fortune combined with ideal weather and competitive conditions, must be in favor of the athletes. It is rare when all combinations occur at the same time.

Among those who may defy such odds are long jumper Greg Flippen (Riverhead, NY) and long and triple jump sensation Randy Williams (Edison, Fresno, Calif). Both are superb competitors who generally perform at their best when the most pressure is present.

Flippen jumped 24'4 $\frac{1}{4}$ " as a soph for the sixth-best non-wind mark in the country, and 25'0" the past summer to share the third-best effort for the campaign with Williams. The latter was beaten but once in the long jump, that in his state meet by a quarter-inch, but his real future may be in the triple jump where his 50'11 $\frac{3}{4}$ " was second only to the amazing Tucker, and is third on the all-time list. Williams has the added advantage of having his grade- and junior high school sidekick Tucker supplying incentive and competition.

Although national records on the track appear much less likely to fall, there are strong indications a mile relay unit from Boys of Brooklyn may shoot for the 3:11.8 standard. Always among the best in the country

in the sprint baton events, and quite often with separate units, the famed Brooklyn school may take advantage of that depth to put together its best efforts for a record assault, say at the Penn Relays or Eastern States crowns, if not at one their invitational meets.

Boys has two gems with whom to start in Bill Wallace and Gary Gordon, who clocked 48.5 and 48.7 respectively as juniors. Sprint relay units at Boys clocked 42.1, 1:27.5 and 3:16.5 last year with Wallace and Gordon the fastest runners in the latter.

The 1971 preview includes many of last year's outstanding sparklers from the sophomore class, but by no means was the group confined to the relative handful mentioned later in the event-by-event analysis. There were many others, and the frosh contingent moving up to the soph ranks this year is just as promising.

A few who figure to make their marks as juniors will be Mike Gil-leran (Seaholm, Birmingham, Mich), soph record claimant with 15:15.2 for 5000-meters who also had 14:46.8 for three-miles along the way.

That's only a starter. Outstanding 880 hopefuls will include Tom Davidson (Antioch, Nashville, Tenn) 1:54.6, Greg Moore (Free Academy, Rome, NY) 1:54.8 and Dwight Fowler (Lansingburgh, NY) 1:54.9.

Ed Grace (Aviation, Redondo Beach, Calif) likes long distances as his 31:27.4 for six-miles may explain, and teammate Shawn Vallas has done 2:40:10 for the marathon to 2:44:16 for Grace.

Larry Shipp (Roosevelt, Washington, DC) is considered a prime hurdles prospect off his 14.4 best as a 10th grader, and upper New York state has a dandy in John Tysco (Henninger, Syracuse) who sped 19.4 for the 180 lows.

There are others, like 440 hopefuls Ray Johnson (Blair, Pasadena, Calif) 48.5 and Robert Harrell (Santa Ana, Calif) 48.6 who were not even the best sophs in California but were good enough to run in the state finals.

New Jersey track buffs are high on Mike Butynes (Sterling, Somerdale) whose 14:20.0 for three-miles was the fourth best on the 1970 honor roll.

The frosh contingent is headed by new record holders Craig Virgin (Lebanon, Ill) who ran a 9:32.0 two-mile at age 14; Darrell Hatfield (Rancho Alamitos, Garden Grove, Calif) 32:38.6 and 33:38.6 for six-miles and 10,000-meters; Anthony Strackaluse (School for the Deaf, Providence, RI) 182'4" in the hammer; John Weston (Edison, Fountain Valley, Calif) 10:16.2 for the steeplechase; Al McCullough (Jackson, Miami, Fla) 21.8 for the 220; and Rayford Guice (McLoughlin Jr, Pasco, Wash) who equaled the high jump mark with his 6'6" leap.

Add Tim Provost (Scotch Plains, NJ) 4:24.7 mile as a 15-year-old, and Barrie Williams (North, Torrance, Calif) 4:27.0 while still 14.

100 YARD DASH

Florida's emergence as one of the prep track and field powers has been led by a raft of outstanding sprinters headed by Ray Robinson (Lakeland) who claimed the number-one berth in 1970.

Robinson's windy 9.2 in the Golden West Invitational was the fastest of the season and his four legitimate 9.5s during the regular season marked him as the most consistent prep sprinter.

Florida could come up with the top dashman again in the person of Ronald Barther (Butler, Jacksonville) who sped to 9.5 in 1970. Competition, however, will be severe, and it would not surprise many in the Bayou country to see Joe Sincere (Washington, New Orleans, La) to emerge as the best of an outstanding crop. Sincere ran 9.5 and sported a strong competitive record in a state famed for its production of top-flight sprinters.



After an 8:56.6 two-mile as a junior in 1970, David Merrick promises more sensational distance performances in 1971. /Photo by Al Messerschmidt/



Multi-talented Tinker Hatfield Jr. returns his 9.6 100, 19.2 hurdles and 15'1" vault abilities for his senior season in 1971. He hails from Central Linn, Halsey, Oregon.

There are many others with strong credentials including defending California State king Allen Carter (Bonita, LaVerne), regarded as the school's greatest athlete since Glenn (Mr Outside) Davis of Army football fame. Carter was All-Sectional in football, baseball and track, running the 100 eight times after the baseball season. His slowest clocking was 9.8, and that was in the state finals. He did 9.6 on five occasions.

Texans J. T. Hollins (McKinney) 9.4w, Sammy Dierschke (Sealy) 9.5w and Sherman Graves (Groesbeck) 9.5w had notable soph seasons, and so did Ralph Pettway (Seneca, Louisville, Ky) 9.5w. Howard Jones (Evans-ton, Ill) timed a windy 9.5 as a frosh.

220 YARD DASH

A group of youngsters with great promise may offset the lack of proven headliners returning to competition in the 220-yard dash.

Joe Sincere (Washington, New Orleans, La) is among the 100-yard sprint whizzes also represented in the 220, but he has proven better at the shorter distance as have others in the furlong. Still, there are some with promise including J. T. Hollins (McKinney, Tex) who dashed a 21.4 as a soph, and Vasco Bradley (Leto, Tampa, Fla) who shares the top time with Hollins among those returning. Besides a 21.4 Bradley had a wind-aided 21.2.

Sam Burns (El Cerrito, Calif), Stan Bracy (Colorado City, Tex), soph Sammy Dierschke (Sealy, Tex) and David McKee (Jefferson, Dallas, Tex) all had 21.5 bests as juniors (Bracy also clocked a windy 21.0) and Burns could prove to be a terror in this event. Greg Williams (Central, Miami, Fla) 21.2w and Jesse Locke (Denison, Tex) 21.4w also boast outstanding credentials.

Sincere clocked a windy 20.8 on a straight course, but Martin Boquet (Terrebone, Houma, La) boasts the fastest time at 20.5w.

440 YARD DASH

A pair of New Yorkers head a talented field of one-lappers returning for at least another year of prep competition. Jim Redd (Hamilton, Elmsford, NY), two-time state king figures to go into the 46s after clocking 47.7 along with a spectacular relay leg of 46.6. During the summer, competition for Redd developed in the form of Mike Sands (Sheepshead, Brooklyn) who ran 400-meters in 47.5 along with a 9.5. Virtually every section of the country is represented with outstanding returning talent which also includes Joe DeDora (Santa Rosa, Calif) and Jerry Jackson (Terrell, Ft Worth, Tex) 47.9, Johnny Lee (South Dade, Homestead, Fla) and Californians Larry Boan (Bakersfield), Benny Brown (Sunnyvale) and Tony Krzyzosiak (Garden Grove) 48.2. Boan was a strong second in the State meet as a soph.

880 YARD RUN

Only five of the top 29 return from the 1970 crop and national mark of 1:48.8 appears safe. That could prove an incentive, however, rather than the improbable feat.

Fastest of last spring's crop back in harness is Horace Grant (Jones, Houston, Tex) whose 1:52.2 equaled the sixth best, and there are those in the southwest who anticipate Grant going below 1:50. Rating close behind the Texan was Bob Marman (Sewanahaka, Floral Park, NY) at 1:52.4, Percell Keeling (Morningside, Inglewood, Calif) 1:52.5, and Gary Proto (Scotch Plains, NJ) 1:53.2, all of whom are considered outstanding prospects along with Steve Groom (Mt Vernon, NY) who also claims a 1:53.2 and whose track-conscious school last year produced three of the nation's best.

ONE MILE RUN

This event resembles the 880 in the matter of top-flight returnees. Four of the fastest 28 will be in competition again including the number five and six runners of 1970.

Brent Tubb (Cleveland, Reseda, Calif) sped to a 4:09.2 and is the defending California State champion with a world of promise. He is big and strong and that combination, along with dedication, is expected to produce dramatic results during the coming campaign.

Rating right with Tubb is Mike Durkin (Holy Cross, River Grove, Ill), another in a long line of fine four-lappers to come out of that midwestern stronghold. Durkin clocked 4:09.5 in taking runnerup laurels in his State meet and those in the know predict a great career for this youngster.

Californians David Harper (Clairemont, San Diego) 4:12.5 and Dave Chamness (Awalt, Mt View) 4:14.6, displayed amazing improvement.

TWO MILE RUN

David Merrick (Lincoln-Way, New Lenox, Ill) stormed into the lime-light with his 8:56.6 during an early April dual meet and followed that up by winning his State championship in 8:59.0. He was one of only two athletes to dip under nine-minutes twice last year.

Merrick is a threat to crack the national mark although much may depend on the type of competition he encounters. Illinois and surrounding states produce their share of top distance talent and there is no reason to suspect more won't be in the offing this spring.

All but two of the remaining eight top two-milers hail from California. These include Ed Mendoza (Helix, La Mesa) 9:01.0, Kasto Lopez (Sanger) 9:03.6, Mark Dulaney (Palos Verdes, Palos Verdes Estates) 9:04.2, Larry Greer (Lakewood) 9:06.4, Tom Hale (Campolindo, Moraga) 9:08.0 and Jose Amaya (Wilson, Los Angeles) 9:11.8, only a junior.

Other strong runners include Vince Cartier (Scotch Plains, NJ) 9:12.8, another top junior prospect, and Rudy Alvarez (Horlick, Racine, Wisc) 9:15.2.

HIGH-LOW HURDLES

Aptly-named Randy Lightfoot (Plainview, Tex) is the man to watch in the highs. Sidelined early in last season with a leg injury, Lightfoot stormed back in the summer with a 13.5 clocking, a junior-class record, equal to the age-17 mark and fastest by a prep during 1970. When healthy during the pressure of the regular season, Lightfoot could lower the 13.4 prep best.

California high barrier toppers also loom big nationally with McKinley Mosley (Bakersfield) and Al Hall (Morningside, Inglewood) at 13.8. Another Texas threat is Scottie Jones (Elmore, Houston) at 13.9. Mosley is also the fastest low hurdler returning at 18.7 with Hall just a tenth behind. Charlie Jackson (Lompoc, Calif) at 19.0 is also a solid competitor who could prove tough if he can stay free of injuries.

There will be plenty of competition from the likes of Derral Davis (Tucson, Ariz) at 18.8 and Tinker Hatfield, Jr., (Central Linn, Halsey, Ore) the versatile sprinter-hurdler-vaulter with 18.9/19.2 bests.

The eastern contingent is led by Dave Hermen (Shaker, Latham, NY) who figures to improve on his 18.9, and Eddie Scott (West, Salt Lake City, Utah) should lower his 19.0 in the altitude of the Rockies.

Teammates Dale Miller and Mike McLean (Liberal, Kans) ran 18.9 and 19.0 in a windy race and also figure among the challengers along with Lynn Zwahlen (Davis, Calif) 19.0 and Kirk Dennis (Wendell, Id) 19.2 turn.

330 YARD INTERMEDIATE HURDLES

Texans represent top returnees but the event is not yet run on a full-time basis in states other than Texas and New York. Randy Lightfoot (Plainview, Tex) ran 38.1 before his early season injury sidelined him, and if in good health could threaten to go under 37.0. Opposition should come from junior Allen Misher (Lincoln, Houston) 38.3, Jerry Eitelbach (Friendswood, Tex) 38.4, and Scottie Jones (Elmore, Houston, Tex) 38.6, all of whom are tough competitive hurdlers.

HIGH JUMP

Another exceptional crop of high jumpers could produce some seven-footers, but Reynaldo Brown's 7'3" standard appears safe for at least another year. One of the returnees is Dennis DeLoach (Irvin, El Paso, Tex) whose 6'10" leap cracked Brown's soph class record of 6'9 $\frac{1}{4}$ ", but Dennis must develop consistency to reach the status Brown attained as a prep jumper. DeLoach, however, is considered a great prospect, along with Joe Reccord (Benedictine, Cleveland, Ohio), who scaled 6'8 $\frac{3}{4}$ " as a soph.

Other toppers returning California State runnerup Randy Fulkerson (Santa Fe, Santa Fe Springs) who propelled his 5'7 $\frac{1}{2}$ " frame over 6'10".

Of the 40 jumpers who cleared 6'8" or better in 1970, an even dozen return. Also back for another high school campaign are Joel Braggs (Lincoln, Tacoma, Wash) 6'9 $\frac{1}{4}$ ", Randy Smith (McPherson, Kans) 6'9", Kerry Elders (Fresno, Calif) 6'8 $\frac{1}{2}$ ", Kevin Smith (LaSalle Academy, Providence, RI) 6'8 $\frac{1}{2}$ " and Gary Pettus (Belleville, Mich) 6'8 $\frac{1}{4}$ ".

POLE VAULT

Prospects in this event are far more numerous than a year ago, but no one appears ready to challenge Casey Carrigan's remarkable 17'4 $\frac{3}{4}$ " record set two years ago.

Bill Miller (Twin Falls, Idaho), however, appears capable of 16-feet or better, which is superior to the national lead of 15'10" of last year. Miller sailed over 15'3" as a junior and at least six others from the 1970 Honor Roll return to offer competition.

Mike McElveen (Westchester, Houston, Tex) 15' $\frac{1}{2}$ ", and 15-footers Tinker Hatfield (Central Linn, Halsey, Ore), Bill Lauer (North Platte, Nebr) and Dennis Morrison (Permian, Odessa, Tex) are all threats for the number-one tag along with Carl Goldstone (San Mateo, Calif) 14'10", and Bob Crites (Northwestern, Kokomo, Ind) who did 14'8 $\frac{1}{4}$ " as a soph.

Hatfield did 15'1" in his sophomore year and was the lone returnee last year from the previous spring's Honor Roll.

LONG JUMP

Few events will be offering more class talent than the long jump, although Jerry Proctor's record of 26' $\frac{3}{4}$ " may withstand a strong challenge for still another year.

Greg Flippen (Riverhead, NY) copped Junior Olympic laurels with a late summer hop of 25'0", and the opposite coast offers Randy Williams (Edison, Fresno, Calif) who also did 25'0" as a junior, and whose only loss was in his state finals by a quarter-inch.

But, there are others, most prominent of whom may be J. T. Hollins (McKinney, Tex) who did 24'5 $\frac{3}{4}$ " (24'7 $\frac{1}{4}$ "w) as a soph. He's also a first-rate sprinter and it is understandable why Texans regard him highly.

Others who must be considered include David Powdrell (Highland, Albuquerque, NM) 24'3 $\frac{1}{4}$ ", Gerald Singletary (Garfield, Seattle, Wash)

24'2 $\frac{3}{4}$ " , James LeGrand (Robinson, Tampa, Fla) 24'2 $\frac{1}{4}$ " , Tony Kryzyzosiak (Garden Grove, Calif) 24'1 $\frac{1}{2}$ " , Darrell Hughes (Yuma, Ariz) 23'10 $\frac{3}{4}$ " and Rick Miller (Leigh, San Jose, Calif) 23'10 $\frac{1}{2}$ " .

TRIPLE JUMP

Dave Tucker is the first and only prep to exceed 52-feet in the triple jump and there is no reason to suspect he won't be the first over 53- and possibly 54-feet, in this his senior campaign.

Tucker won't be resting on his laurels, however, the fourth placer in the National AAU meet being offered competition from his elementary and junior high school teammate Randy Williams (Edison, Fresno) who had the second best effort last spring, 50'11 $\frac{3}{4}$ " , and who offered Tucker the push and incentive he needed.

Many other top competitors give the event plenty of class. Among the best returnees include Craig Conway (Cupertino, Calif. 49'9 $\frac{1}{2}$ " , Ken McBryde (Mt Vernon, NY) 49'0" , both tough competitors, Amos Jones (Ope-lousas, La) 48'2" as a soph and Rick Miller (Leigh, San Jose, Calif) 47'10 $\frac{1}{2}$ " .

SHOT PUT

Only three of the toppers from 1970 return to a field that may lack the headliners of recent years.

Rudy Guevara (Essex Catholic, Newark, NJ) gives his school another national class athlete, and off his 64'6" as a junior looms as the nation's premier competitor in the event. Guevara proved a tough competitor, but may not improve greatly unless that competition is forthcoming.

Cliff Burt (Great Bend, Kans) at 62'3" returns as the best from the midlands, and track buffs in western Pennsylvania are excited about the prospects of Ron Semkiw (Baldwin, Pittsburgh, Pa) who did 61'9 $\frac{1}{4}$ " as a soph.

DISCUS THROW

A down year in prospects, although Dick Heard (Douglas, Winston, Ore) could be the one to produce a 200-foot throw for the third successive season.

Heard tossed 186'3" to rank eighth among 1970 platter tossers and he has the ability, incentive and dedication to surpass the 200-foot standard. Lack of competition, however, may be the big stumbling block.

Chris Adams (Los Altos, Calif) tossed 201'3" for the record last year, just one season after George Amundson (Central Aberdeen, SD) tossed 200'1" , his 211'4" having been declared thrown on a sloped surface and thereby nullified as a record.

Only one other from the 1970 Honor Roll returns for the 1971 campaign, Ron Tanner (Eagle Grove, Iowa) also making a bid for top laurels following his 178'10" best as a junior.

JAVELIN THROW

There's no shortage of first-class talent in this event, although it may lack the depth enjoyed last season.

Craig Stiles (Malta, Mont) 244'10" , and Richard George (Millard, Fillmore, Utah) 241'1" are the strongest threats for the national mark, but the three remaining tossers returning from the 1970 Honor Roll hail from Oregon and competition there may produce someone better than Stiles or George.

Don Cliver (Central Linn, Halsey, Ore) 226'1" , thrives on competi-tion, but so do Steve Maryanski (Thurston, Springfield, Ore) at 222'7" , and Rod Ewaliko (Gervais, Ore) 221'2" , the latter having two years left.

National, Class, Age Records

compiled by Hugh Gardner

The following compilations represent Track & Field News' national high school records, as well as class and age records. The prep records do not necessarily agree with those maintained by the National Federation of State High School Athletic Associations. There is no conflict with the class or age bests as no other organization compiles such information; the age marks are considered world bests as they are international in scope. Here, only those age bests roughly covering the high school athletes are included. F=fresh class record; first s=sophomore class record; J=junior class record; second s=senior class record. For further details, refer to the Statistical Explanation on the inside front cover.

100 YARD DASH

| | | | | |
|----------|--|---|--|---------|
| NATIONAL | 9.3 | Bill Gaines (Clearview, Mullica Hill, NJ) | Almanesson, NJ | 5/20/67 |
| | 9.3 | Bill Gaines (Clearview, Mullica Hill, NJ) | Highland Park, NJ | 6/ 3/67 |
| | 9.3 | Bill Gaines (Clearview, Mullica Hill, NJ) | Wilmington, Dela | 6/11/67 |
| | 9.3 | Willie McGee (Rowan, Hattiesburg, Miss) | Sacramento, Calif | 6/14/69 |
| F 9.6 | Hodges Broussard (Hebert, Beaumont, Tex) 55 | 14 9.9 | Charley Moch (Adams Jr, Los Angeles, Calif) 63 | |
| 9.6 | Bill Gaines (Clearview, Mullica Hill, NJ) 65 | 15 9.5 | Walt Henderson (McKinley Jr, Canton, Ohio) 66 | |
| S 9.5 | Broussard 56 | 9.5n | Ken Curl (Worthing, Houston, Tex) 68 | |
| 9.5 | Gaines 66 | 16 9.5 | Dick Stebbins (Fremont, Los Angeles, Calif) 62 | |
| 9.5 | Gaines 66 | 9.5 | Stebbins 62 | |
| 9.5 | Gaines 66 | 9.5 | Jerry Williams (Berkeley, Calif) 62 | |
| 9.5 | Gaines 66 | 9.5 | Chris Shea (College, Boston, Mass) 62 | |
| 9.5 | Howard Williams (Muir, Pasadena, Calif) 67 | 9.5 | Warren McVea (Brackenberg, S Antonio, Tex) 63 | |
| 9.5 | Gene Pouncy (Lincoln, Dallas, Tex) 68 | 9.5 | Reggie Robinson (BT Wash, Wichita Falls, Tex) 66 | |
| 9.5n | Ken Curl (Worthing, Houston, Tex) 68 | 9.5 | Onia Bates (Grant, Portland, Ore) 66 | |
| J 9.3 | Gaines 67 | 9.5 | Bates 66 | |
| 9.3 | Gaines 67 | 9.5 | Howard Williams (Muir, Pasadena, Calif) 67 | |
| 9.3 | Gaines 67 | 9.5 | Gene Pouncy (Lincoln, Dallas, Tex) 68 | |
| S 9.3 | Willie McGee (Rowan, Hattiesburg, Miss) 69 | 9.5 | Jackie White (Santa Ana, Calif) 69 | |
| | | 17 9.4 | Forrest Beatty (Hoover, Glendale, Calif) 62 | |
| | | 9.4 | Jim Hines (McClymmonds, Oakland, Calif) 64 | |
| | | 9.4 | Ronnie Ray Smith (Los Angeles CC) 67 | |
| | | 9.4 | Herb Washington (Central, Flint, Mich) 68 | |
| | | 9.4 | Washington 68 | |
| | | 18 9.3 | Bob Hayes (Florida A&M) 61 | |
| | | 9.3 | Stebbins (Grambling) 64 | |
| | | 9.3 | Travis Williams (Contra Costa JC) 64 | |
| | | 9.3 | Bill Gaines (Clearview, Mullica Hill, NJ) 67 | |
| | | 9.3 | Gaines 67 | |
| | | 9.3 | Gaines 67 | |
| | | 9.3 | Warren Edmonson (Merritt JC) 69 | |

100 METER DASH

| | | | | |
|----------|--|---|--|---------|
| NATIONAL | 10.2 | Bill Gaines (Clearview, Mullica Hill, NJ) | Caroni, Trinidad | 3/12/66 |
| | 10.2 | Bill Gaines (Clearview, Mullica Hill, NJ) | Port-of-Spain, Trinidad | 3/25/67 |
| | 10.2 | Bill Gaines (San Jose, Calif) | San Jose, Calif | 5/ 4/68 |
| S 10.2 | Bill Gaines (Clearview, Mullica Hill, NJ) 66 | 16 10.4 | Hermes Ramirez (Cuba) 64 | |
| J 10.2 | Gaines 67 | 17 10.2 | Ramirez 65 | |
| S 10.2 | Gaines (San Jose, Calif) 68 | 10.2 | Bill Gaines (Clearview, Mullica Hill, NJ) 66 | |
| | | 18 10.0n | Willie Turner (Oregon State) 67 | |

220 YARD DASH (Straight)

| | | | | |
|----------|---|--|---|---------|
| NATIONAL | 20.2 | Forrest Beatty (Hoover, Glendale, Calif) | Ontario, Calif | 5/27/61 |
| F 21.3 | Hodges Broussard (Hebert, Beaumont, Tex) 55 | 14 21.7 | Don Webster (Kennett Square, Pa) 59 | |
| 21.3 | Ernie Moore (Edison, Jamaica, NY) 66 | 15 20.9n | Webster 60 | |
| S 20.8 | Broussard 56 | 16 20.2 | Forrest Beatty (Hoover, Glendale, Calif) 61 | |
| J 20.2 | Forrest Beatty (Hoover, Glendale, Calif) 61 | 17 20.4 | Beatty 62 | |
| S 20.4 | Beatty 62 | 18 20.1 | Bob Hayes (Florida A&M) 61 | |

220 YARD DASH (Turn)

| | | | | |
|----------|---|--|--|---------|
| NATIONAL | 20.6 | Clyde Glosson (Wheatley, San Antonio, Tex) | Prairie View, Tex | 5/ 1/65 |
| | 20.6n | Gerald Tinker (Coral Gables, Fla) | Miami, Fla | 6/29/69 |
| F 21.8 | Al McCullough (Jackson, Miami, Fla) 70 | 14 22.0 | Charley Moch (Adams Jr, Los Angeles, Calif) 63 | |
| S 21.2 | Ken Curl (Worthing, Houston, Tex) 68 | 15 21.2 | Ken Curl (Worthing, Houston, Tex) 68 | |
| J 20.9 | George Aldredge (Highland Park, Dallas, Tex) 64 | 16 21.1 | Onia Bates (Grant, Portland, Ore) 66 | |

Outdoor Records

| | | | |
|--------|---|----------|--|
| 20.9 | Billy Walker (Morrow, Englewood, NJ) 65 | 17 20.7 | Phil Underwood (Dorsey, Los Angeles, Calif) 66 |
| S 20.6 | Clyde Glosson (Wheatley, San Antonio, Tex) 65 | 18 20.2n | Willie Turner (Oregon State) 67 |
| 20.6nh | Gerald Tinker (Coral Gables, Fla) 69 | | |

440 YARD DASH

| | | | | |
|---------------|--|---------|--|---------|
| NATIONAL 46.1 | Ulis Williams (Compton, Calif) | | Ontario, Calif | 5/27/61 |
| F 49.3 | Larry Boan (West Bakersfield, Calif) 69 | 14 49.5 | Don Webster (Kennett Square, Pa) 59 | |
| S 47.5 | Darwin Bond (Dobyns-Bennett, Kport, Tenn) 68 | 15 46.7 | Webster 60 | |
| J 46.7 | Don Webster (Kennett Square, Pa) 60 | 16 46.5 | Webster 61 | |
| S 46.1 | Ulis Williams (Compton, Calif) 61 | 17 46.6 | Ron Freeman II (Jefferson, Elizabeth, NJ) 65 | |
| | | 18 45.5 | Dave Morton (Texas) 68 | |
| | | 45.5nh | Edesel Garrison (Southern California) 69 | |

880 YARD RUN

| | | | | |
|-----------------|--|------------|--|---------|
| NATIONAL 1:48.8 | Richard Joyce (Sierra, Whittier, Calif) | | Bakersfield, Calif | 6/ 5/65 |
| F 1:56.5 | John Drew (Memorial, Houston, Tex) 65 | 14 1:58.3 | Rich Heffern (Piedmont, Calif) 64 | |
| S 1:52.5 | Willie Thomas (Englewood, Chicago, Ill) 67 | 15 1:53.8 | Bruce Bess (La Habra, Calif) 60 | |
| J 1:50.3n | Jim Ryun (East, Wichita, Kans) 64 | 16 1:50.4 | Larry Kelly (Maine East, Park Ridge, Ill) 64 | |
| S 1:48.8 | Richard Joyce (Sierra, Whittier, Calif) 65 | 17 1:49.2n | Dennis Carr (Lowell, Whittier, Calif) 63 | |
| | | 1:49.2n | Bob Hose (Madison, San Diego, Calif) 64 | |
| | | 18 1:47.2n | Neville Myton (Jamaica) 64 | |

1500 METER RUN

| | | | | |
|------------------|---|-------------|-----------------------------------|---------|
| NATIONAL 3:39.0n | Jim Ryun (East, Wichita, Kans) | | New Brunswick, NJ | 6/28/64 |
| F 4:04.9° | Doug Smith (West Jr, Sioux City, Iowa) 65 | 14 3:59.0 | Andy Barnett (GB) 70 | |
| S 3:49.7n° | Jim Ryun (East, Wichita, Kans) 63 | 15 3:57.5 | Dave Glassborow (GB) 70 | |
| J 3:39.0n | Ryun 64 | 16 3:49.7n° | Jim Ryun (East, Wichita, Kans) 63 | |
| S 3:40.4n | Ryun 65 | 17 3:39.0n | Ryun 64 | |
| | | 18 3:40.4n | Ryun 65 | |

ONE MILE RUN

| | | | | |
|-----------------|---|------------|---------------------------------------|---------|
| NATIONAL 3:55.3 | Jim Ryun (East, Wichita, Kans) | | San Diego, Calif | 6/27/65 |
| F 4:15.5n | Doug Smith (West Jr, Sioux City, Iowa) 65 | 14 4:24.1 | Andy Barnett (GB) 70 | |
| S 4:07.8n | Jim Ryun (East, Wichita, Kans) 63 | 15 4:15.7n | John Drew (Memorial, Houston, Tex) 65 | |
| J 3:59.0n | Ryun 64 | 16 4:07.8n | Jim Ryun (East, Wichita, Kans) 63 | |
| S 3:55.3 | Ryun 65 | 17 3:59.0n | Ryun 64 | |
| | | 18 3:55.3 | Ryun 65 | |

TWO MILE RUN

| | | | | |
|-----------------|--|------------|---|---------|
| NATIONAL 8:41.6 | Steve Prefontaine (Marshfield, Coos Bay, Ore) | | Corvallis, Ore | 4/25/69 |
| F 9:22.6n | Mike Hann (Benson Poly, Portland, Ore) 66 | 14 9:32.0n | Craig Virgin (Lebanon, Ill) 70 | |
| S 9:06.2n | Kasto Lopez (Sanger, Calif) 69 | 15 9:13.2n | Ralph Gamez (Foothill, Hayward, Calif) 63 | |
| J 8:56.6 | David Merrick (Lincoln-Way, New Lenox, Ill) 70 | 16 8:56.6 | David Merrick (Lincoln-Way, New Lenox, Ill) 70 | |
| S 8:41.6 | Steve Prefontaine (Marshfield, Coos Bay, Ore) 69 | 17 8:46.4 | Bruce Kidd (Malverne Collegiate, Toronto, Ont) 61 | |
| | | 18 8:41.6 | Steve Prefontaine (Marshfield, Coos Bay, Ore) 69 | |

THREE MILE RUN

| | | | | |
|-------------------|---|-------------|---|---------|
| NATIONAL 13:17.0n | Gerry Lindgren (Rogers, Spokane, Wash) | | Kingston, Jamaica | 8/15/64 |
| F 15:06.0n | Eddie Ramirez (Hueneme, Oxnard, Calif) 65 | 14 15:25.0n | Verne Lewis (Homestead, Cupertino, Calif) 69 | |
| S 14:20.0n | Mike Butynes (Sterling, Somerdale, NJ) 70 | 15 14:26.0 | Bruce Kidd (Malverne Collegiate, Toronto, Ont) 59 | |
| J 14:08.6n | Rick Riley (Ferris, Spokane, Wash) 65 | 16 14:07.6 | Kidd 60 | |
| S 13:17.0n | Gerry Lindgren (Rogers, Spokane, Wash) 64 | 17 13:26.6 | Kidd 61 | |
| | | 18 13:17.0n | Kidd (Toronto U) 62 | |
| | | 13:17.0n | Gerry Lindgren (Rogers, Spokane, Wash) 64 | |

5000 METER RUN

| | | | | |
|-------------------|--|-------------|---|---------|
| NATIONAL 13:44.0n | Gerry Lindgren (Rogers, Spokane, Wash) | | Compton, Calif | 6/ 5/64 |
| F 15:51.2n | Darrell Hatfield (Ran Alam, G Grove, Calif) 70 | 14 16:50.0n | John Weston (Edison, Fountain Valley, Calif) 70 | |
| S 15:15.2n | Mike Gilleran (Seaholm, Birmingham, Mich) 70 | 15 15:51.2n | Darrell Hatfield (Ran Alam, G Grove, Calif) 70 | |
| J 14:49.8n | Randy James (Ferris, Spokane, Wash) 69 | 16 14:30.0 | Bruce Kidd (Malverne Collegiate, Toronto, Ont) 60 | |
| S 13:44.0n | Gerry Lindgren (Rogers, Spokane, Wash) 64 | 17 13:56.4 | Kidd 61 | |
| | | 18 13:43.8 | Kidd (Toronto U) 62 | |

SIX MILE RUN

| | | | | |
|-------------------|--|-------------|--------------------------------|---------|
| NATIONAL 28:23.8° | Gerry Lindgren (Rogers, Spokane, Wash) | | Los Angeles, Calif | 7/25/64 |
| F 32:38.6° | Darrell Hatfield (Ran Alam, G Grove, Calif) 70 | 14 32:26.0 | Terence Colton (GB) 68 | |
| S 30:18.0 | Robert Yslas (Madera, Calif) 66 | 15 31:14.6 | Frank Thomas (GB) 66 | |
| J 30:19.6 | Ron Stjern (Snohomish, Wash) 65 | 16 29:50.6 | James Kendrick (GB) 69 | |
| S 28:23.8° | Gerry Lindgren (Rogers, Spokane, Wash) 64 | 17 29:15.8 | Dave Bedford (GB) 67 | |
| | | 18 28:07.0° | Gerry Lindgren (unattached) 64 | |

10,000 METER RUN

| | | | | |
|------------------|--|-------------|---|---------|
| NATIONAL 29:17.6 | Gerry Lindgren (Rogers, Spokane, Wash) | | Los Angeles, Calif | 7/25/64 |
| F 33:38.6 | Darrell Hatfield (Ran Alam, G Grove, Calif) 70 | 14 35:24.0n | John Weston (Edison, Fountain Valley, Calif) 70 | |
| S 32:20.0n | Chris Hoffman (St Brndr, Pl Del Rey, Calif) 69 | 15 33:38.6 | Darrell Hatfield (Ran Alam, G Grove, Calif) 70 | |
| J 31:38.2n | Randy James (Ferris, Spokane, Wash) 69 | 16 31:10.0n | Ian Whittle (GB) 68 | |
| S 29:17.6 | Gerry Lindgren (Rogers, Spokane, Wash) 64 | 17 30:54.8 | Hans-Joachim Truppel (EG) 68 | |
| | | 18 29:02.0 | Gerry Lindgren (unattached) 64 | |

Outdoor Records

MARATHON

| | | | |
|-------------------------|--|---------------------|--|
| NATIONAL 2:23:04 | Chuck Smead (Santa Paula, Calif) | Palos Verdes, Calif | 5/24/69 |
| F 2:46:25n | Ken Hurst (Westminster, Calif) 66 | 14 2:46:25n | Ken Hurst (Westminster, Calif) 66 |
| S 2:31:33n | Craig Streichman (South, Torrance, Calif) 68 | 15 2:34:21n | Mike Baer (South, Torrance, Calif) 69 |
| J 2:33:06n | Jim French (South, Torrance, Calif) 69 | 16 2:31:33n | Craig Streichman (South, Torrance, Calif) 68 |
| S 2:23:04 | Chuck Smead (Santa Paula, Calif) 69 | 17 2:23:04 | Chuck Smead (Santa Paula, Calif) 69 |
| | | 18 2:24:00 | Hans-Joachim Truppel (East Germany) 69 |

3000 METER STEEPLECHASE

| | | | |
|-------------------------|---|---------------|---|
| NATIONAL 9:11.4n | Bill Keenan (North, Eugene, Ore) | Vancouver, BC | 8/12/67 |
| F 10:16.2 | John Weston (Edison, Fountain Valley, Calif) 70 | 14 10:48.6n | John Weston (Edison, Fountain Valley, Calif) 70 |
| S 9:46.2 | Dave Pottetti (Fox Lane, Bedford, NY) 65 | 15 9:46.2 | Dave Pottetti (Fox Lane, Bedford, NY) 65 |
| J 9:20.4 | Jim McLaughlin (North, Eugene, Ore) 69 | 16 9:21.6n | John Davies (GB) 69 |
| S 9:11.4n | Bill Keenan (North, Eugene, Ore) 67 | 17 9:05.4 | Eduardo Pinedo (Spain) 69 |
| | | 18 8:51.0n | Ben Kogo (Kenya) 64 |

120 YARD HIGH HURDLES (39")

| | | | |
|----------------------|--|------------------|---|
| NATIONAL 13.4 | Bill Tipton (Central, Pontiac, Mich) | Des Moines, Iowa | 8/26/67 |
| F 14.6 | Eric McCaskill (Huntington, Newport News, Va) 62 | 14 15.3 | Terry Rawlins (Grant, Portland, Ore) 63 |
| S 13.9n | Randy Lightfoot (Plainview, Tex) 69 | 15 14.4 | John Roderick (Highland Park, Dallas, Tex) 60 |
| J 13.5 | Lightfoot 70 | 16 14.4 | Larry Shipp (Roosevelt, Washington, DC) 70 |
| S 13.4 | Bill Tipton (Central, Pontiac, Mich) 67 | 16 13.7 | Phil Herndon (Central, Little Rock, Ark) 68 |
| | | 17 13.5 | Richmond Flowers (Lanier, Montgomery, Ala) 65 |
| | | 17 13.5 | Bill Tipton (Central, Pontiac, Mich) 67 |
| | | 18 13.4 | Randy Lightfoot (Plainview, Tex) 70 |
| | | | Tipton 67 |

120 YARD HIGH HURDLES (42")

| | | | |
|----------------------|---|--------------|---|
| NATIONAL 13.7 | Rod Milburn (Clark, Opelousas, La) | Houston, Tex | 5/30/69 |
| F 14.5 | Milt Campbell (Plainfield, NJ) 51 | 15 15.0m | Hartmut Spiering (WG) 68 |
| J 14.2 | Campbell 52 | 16 14.5m | Klaus Fiedler (EG) 68 |
| S 13.8 | Herrn Johnson (Plainfield, NJ) 59 | 17 13.8 | Richmond Flowers (Lanier, Montgomery, Ala) 65 |
| | Richmond Flowers (Lanier, Montgomery, Ala) 65 | 18 13.6n | Bill High (Tennessee) 69 |
| | | | High 69 |

180 YARD LOW HURDLES (Straight)

| | | | |
|----------------------|--|---|---|
| NATIONAL 18.1 | Steve Caminiti (Crespi Carmelite, Encino, Calif) | Encino, Calif | 5/ 9/64 |
| | 18.1 | Earl McCullough (Poly, Long Beach, Calif) | Norwalk, Calif |
| | 18.1 | Don Castronovo (Oceanside, NY) | Ithaca, NY |
| F 19.6 | Eric McCaskill (Huntington, Newport News, Va) 62 | 15 18.9 | Alvin Mann (Edison, Fresno, Calif) 61 |
| S 19.6n | Will Robinson (Mann, Little Rock, Ark) 70 | 16 18.9n | Mann 61 |
| S 18.6 | Darrell Burum (Duncan, Okla) 67 | 17 18.9n | Mann 61 |
| J 18.4 | Pat Mitchell (Gainesville, Tex) 59 | 18 18.4 | Pat Mitchell (Gainesville, Tex) 59 |
| S 18.1 | Steve Caminiti (Cr Carmelite, Encino, Calif) 64 | 17 18.1 | Steve Caminiti (Cr Carmelite, Encino, Calif) 64 |
| | Earl McCullough (Poly, Long Beach, Calif) 64 | 18 18.1 | Don Castronovo (Oceanside, NY) 64 |
| | Don Castronovo (Oceanside, NY) 64 | | Earl McCullough (Poly, Long Beach, Calif) 64 |

180 YARD LOW HURDLES (Turn)

| | | | |
|----------------------|--|-------------------|--|
| NATIONAL 18.3 | Bill Tipton (Central, Pontiac, Mich) | Sacramento, Calif | 6/17/67 |
| F 20.2n | Tinker Hatfield, Jr (Central Linn, Halsey, Ore) 68 | 14 21.5 | Terry Rawlins (Grant, Portland, Ore) 63 |
| S 19.3 | Hatfield 69 | 15 19.9 | Tom Kommers (Lincoln, Portland, Ore) 63 |
| J 19.0 | Ralph Boston (Oak Park, Laurel, Miss) 56 | 16 19.0 | Ralph Boston (Oak Park, Laurel, Miss) 56 |
| S 18.3 | Bill Tipton (Central, Pontiac, Mich) 67 | 17 18.6 | Wayne Collett (Gardena, Calif) 67 |
| | | 18 18.6n | Collett 67 |
| | | 18 18.3 | Bill Tipton (Central, Pontiac, Mich) 67 |

330 YARD INTERMEDIATE HURDLES

| | | | |
|----------------------|--|---------------|--|
| NATIONAL 36.7 | Bob Bornkessel (North, Shawnee Mission, Kans) | Mission, Kans | 4/26/68 |
| F 42.3 | Edgar Aubrey (Rayburn, Pasadena, Tex) 67 | 15 38.3n | Allen Misher (Lincoln, Houston, Tex) 70 |
| S 38.3n | Allen Misher (Lincoln, Houston, Tex) 70 | 16 38.3 | Misher 70 |
| J 38.3 | Misher 70 | 17 38.0n | Frank Anderson (Westchester, Houston, Tex) 69 |
| J 38.0 | Dave Stephens (Conroe, Tex) 69 | 18 36.7 | Bob Bornkessel (North, Shawnee Mission, Kans) 68 |
| S 36.7 | Bob Bornkessel (North, Shawnee Mission, Kans) 68 | 18 36.4 | Geoff Vanderstock (Mt SAC) 65 |

400 METER INTERMEDIATE HURDLES

| | | | |
|-----------------------|--|-------------------------|-----------------------------|
| NATIONAL 49.8n | Bob Bornkessel (North, Shawnee Mission, Kans) | South Lake Tahoe, Calif | 8/31/68 |
| J 52.3* | Bob Bornkessel (North, Shawnee Mission, Kans) 67 | 17 51.6 | Yevgeniy Gavrilenko (SU) 68 |
| S 49.8n | Bornkessel 68 | 18 49.7n | Eddie Southern (Texas) 56 |

HIGH JUMP

| | | | |
|----------------------|---|-------------------------|-----------------------------------|
| NATIONAL 7'3" | Reynaldo Brown (Compton, Calif) | South Lake Tahoe, Calif | 9/16/68 |
| F 6'6" | Stan Albright (Davis Jr, Cleveland, Ohio) 63 | 14 6'2 $\frac{1}{2}$ " | Hans-Jurgen Wildforster (WG) 69 |
| S 6'6" | Rayford Guice (McLoughlin Jr, Pasco, Wash) 70 | 15 6'8 $\frac{1}{4}$ " | Joe Faust (Culver City, Calif) 58 |
| S 6'10" | Dennis DeLoach (Irvin, El Paso, Tex) 70 | 16 7'0" | Emile Roussow (South Africa) 70 |
| J 7'4" | Reynaldo Brown (Compton, Calif) 68 | 17 7'0" | Roussow 70 |

Outdoor Records

| | | | |
|--------|----------|------------------------|------------------------------------|
| S 7'3" | Brown 68 | 17 7'3" | Reynaldo Brown (Compton, Calif) 68 |
| | | 18 7'2 $\frac{3}{4}$ " | Valeriy Brumel (SU) 60 |

POLE VAULT

| | | | |
|------------------------|--|--------------------------|---|
| NATIONAL | 17'4 $\frac{1}{2}$ " Casey Carrigan (Orting, Wash) | 14 13'9" | Sacramento, Calif 6/14/69 |
| F 14'6 $\frac{1}{2}$ " | Casey Carrigan (Orting, Wash) 66 | 15 14'11 $\frac{1}{2}$ " | Bob Crites (Northwestern, Kokomo, Ind) 69 |
| S 15'8" | Carrigan 67 | 16 16'0" | Rudi Woik (EG) 68 |
| J 16'8 $\frac{1}{2}$ " | Carrigan 68 | 17 17'0" | Paul Wilson (Warren, Downey, Calif) 64 |
| S 17'4 $\frac{1}{2}$ " | Carrigan 69 | 18 17'4 $\frac{1}{2}$ " | Casey Carrigan (Orting, Wash) 68 Carrigan 69 |

LONG JUMP

| | | | |
|-------------------------|--|--------------------------|---|
| NATIONAL | 26 $\frac{3}{4}$ " Jerry Proctor (Muir, Pasadena, Calif) | 14 23'4 $\frac{1}{2}$ " | Bakersfield, Calif 6/22/67 |
| F 24'6 $\frac{3}{4}$ " | Curt Anders (Coolidge Jr, Moline, Ill) 66 | 15 24'6 $\frac{3}{4}$ " | John Simmons (Hoover Jr, Oakland, Calif) 46 |
| S 25'2 $\frac{1}{4}$ " | Johnny Johnson (Pacific Grove, Calif) 64 | 16 25'2 $\frac{1}{4}$ " | Curt Anders (Coolidge Jr, Moline, Ill) 66 |
| J 25'10 $\frac{3}{4}$ " | Heulon Hewitt (Merced, Calif) 68 | 17 25'10 $\frac{3}{4}$ " | Johnny Johnson (Pacific Grove, Calif) 64 |
| S 26'3 $\frac{1}{4}$ " | Jerry Proctor (Muir, Pasadena, Calif) 67 | 18 26'4" | Heulon Hewitt (Merced, Calif) 68 Jerry Proctor (Redlands) 68 |

TRIPLE JUMP

| | | | |
|------------------------|--|--------------------------|--|
| NATIONAL | 52'6 $\frac{1}{2}$ " Dave Tucker (San Joaquin Memorial, Fresno, Calif) | 14 45'0" | Bakersfield, Calif 5/ 2/70 |
| F 48'4" | Dave Tucker (S Jqn Memorial, Fresno, Calif) 68 | 15 47'7 $\frac{1}{2}$ " | Mike Woods (Hollenbeck Jr, Los Angeles, Calif) 60 |
| S 50'5 $\frac{1}{2}$ " | Tucker 69 | 16 50'11 $\frac{1}{4}$ " | Peter Dale (GB) 68 |
| J 52'6 $\frac{1}{2}$ " | Tucker 70 | 17 51'8" | Randy Williams (Edison, Fresno, Calif) 70 |
| S 51'8" | Mike Woods (Manual Arts, Los Angeles, Calif) 63 | 18 52'6 $\frac{3}{4}$ " | Woods (Manual Arts, Los Angeles, Calif) 63 Anatoliy Kainov (SU) 64 Kainov 66 |

SHOT PUT (12 lb)

| | | | |
|-------------------------|--|-------------------------|---|
| NATIONAL | 72'3 $\frac{1}{2}$ " Sam Walker (Samuell, Dallas, Tex) | 14 52'9" | Corpus Christi, Tex 4/27/68 |
| F 59'1" | Chip Kell (Murphy, Atlanta, Ga) 64 | 15 59'1" | Howard Banich (Arvada, Colo) 70 |
| S 62'11 $\frac{1}{4}$ " | Doug Lane (Jefferson, Cedar Rapids, Iowa) 66 | 16 64'6" | Chip Kell (Murphy, Atlanta, Ga) 66 |
| J 69'2 $\frac{3}{4}$ " | Jesse Stuart (Glasgow, Ky) 69 | 17 72'3 $\frac{1}{2}$ " | Sam Walker (Samuell, Dallas, Tex) 67 |
| S 72'3 $\frac{1}{2}$ " | Sam Walker (Samuell, Dallas, Tex) 68 | 18 70'11" | Walker 68 Doug Lane (Jefferson, Cedar Rapids, Iowa) 68 |

SHOT PUT (16 lb)

| | | | |
|-------------------------|--|-------------------------|--|
| NATIONAL | 61'1 $\frac{1}{2}$ " Sam Walker (Samuell, Dallas, Tex) | 16 53'4" | Sacramento, Calif 6/15/68 |
| S 51'6 $\frac{1}{2}$ " | Jesse Stuart (Glasgow, Ky) 68 | 17 61'1 $\frac{1}{2}$ " | Gary Gubner (Clinton, Bronx, NY) 59 |
| J 59'10 $\frac{1}{2}$ " | Stuart 69 | 18 63'7" | Sam Walker (Samuell, Dallas, Tex) 68 Dallas Long (Southern California) 59 |
| S 61'1 $\frac{1}{4}$ " | Sam Walker (Samuell, Dallas, Tex) 68 | | |

DISCUS THROW (3 lb, 9 oz)

| | | | |
|-----------------|---------------------------------------|------------|---|
| NATIONAL | 201'3" Chris Adams (Los Altos, Calif) | 15 173'2" | Berkeley, Calif 6/ 6/70 |
| F 173'2" | Bob Hawke (Butte, Mont) 62 | 16 186'11" | Bob Hawke (Butte, Mont) 62 |
| S 182'10" | Hawke 63 | 17 195'4" | Bob Stoecker (Los Altos, Calif) 61 |
| J 189'0" | Chris Adams (Los Altos, Calif) 69 | 18 201'3" | Stoecker 62 Tom Birtwhistle (Gunn, Palo Alto, Calif) 69 Chris Adams (Los Altos, Calif) 70 |
| S 201'3" | Adams 70 | | |

DISCUS THROW (4 lb, 6.4 oz)

| | | | |
|-----------------|--|---------------------------|---|
| NATIONAL | 175'8" Archie Harris (Ocean City, NJ) | 14 128'1 $\frac{1}{2}$ " | Passaic, NJ 6/27/37 |
| S 142'0" | Alvin Jackson (Classical, Providence, RI) 70 | 15 142'0" | Ercolino Delli Compagni (Italy) 39 |
| J 164'7" | Tim Vollmer (Benson Poly, Portland, Ore) 64 | 16 165'10" | Alvin Jackson (Classical, Providence, RI) 70 |
| S 175'8" | Archie Harris (Ocean City, NJ) 37 | 17 177'2" | Marcel Mangual (Puerto Rico) 67 |
| | | 18 188'11 $\frac{1}{2}$ " | Feliks Pevzner (SU) 68 Boris Karayev (SU) 68 |

HAMMER THROW (12 lb)

| | | | |
|-----------------|---|--------------------------|--|
| NATIONAL | 209'9" Dick Narcessian (Woonsocket, RI) | 14 175'0" | Newport, RI 4/27/65 |
| F 182'4" | Anthony Strackaluse (Deaf, Providence, RI) 70 | 15 208'10" | Anthony Strackaluse (Deaf, Providence, RI) 69 |
| S 208'10" | Alvin Jackson (Classical, Providence, RI) 70 | 16 192'8" | Alvin Jackson (Classical, Providence, RI) 70 |
| J 192'8" | Dick Narcessian (Woonsocket, RI) 64 | 17 212'6" | Dick Narcessian (Woonsocket, RI) 64 |
| S 209'9" | Narcessian 65 | 18 211'3 $\frac{1}{2}$ " | Paul Dickenson (GB) 67 Jacques Accambay (France) 68 |

HAMMER THROW (16 lb)

| | | | |
|-----------------|--|--------------------------|--|
| NATIONAL | 180'0" Alvin Jackson (Classical, Providence, RI) | 15 180'0" | New Britain, Conn 7/12/70 |
| S 180'0" | Alvin Jackson (Classical, Providence, RI) 70 | 16 183'3 $\frac{3}{4}$ " | Alvin Jackson (Classical, Providence, RI) 70 |
| J 162'5" | Chuck Vandagriff (Castro Valley, Calif) 66 | 17 206'3 $\frac{3}{4}$ " | Gheorge Costache (Rumania) 63 |
| S 173'11" | Vandagriff 67 | 18 211'3 $\frac{1}{2}$ " | Sergey Korobov (SU) 69 Jacques Accambay (France) 68 |

JAVELIN THROW

| | | | |
|-----------------|--|-----------|----------------------------|
| NATIONAL | 252'8" Mark Murro (Essex Catholic, Newark, NJ) | 14 177'2" | Dover, Dela 5/31/67 |
| F 198'3" | Ken Hein (Roosevelt, Portland, Ore) 68 | | Egil Danielson (Norway) 48 |

Outdoor Records

| | | | |
|-----------|--|-----------|---|
| S 242'7" | Craig Stiles (Malta, Mont) 69 | 15 224'0" | Richard George (Millard, Fillmore, Utah) 69 |
| J 244'10" | Stiles 70 | 16 242'7" | Craig Stiles (Malta, Mont) 69 |
| S 252'8" | Mark Murro (Essex Catholic, Newark, NJ) 67 | 17 252'8" | Mark Murro (Essex Catholic, Newark, NJ) 67 |
| | | 252'8" | Aimo Puska (Finland) 69 |
| | | 18 273'0" | Murro 68 |

DECATHLON

| | | | | |
|----------|--|--------------------------------|--|----------|
| NATIONAL | 7253 | Milt Campbell (Plainfield, NJ) | Plainfield, NJ | 7/3-4/53 |
| S 6202 | Dixon Farmer (Miramonte, Orinda, Calif) 57 | 16 6202 | Dixon Farmer (Miramonte, Orinda, Calif) 57 | |
| J 7175 | Milt Campbell (Plainfield, NJ) 52 | 17 7319 | Stefan Junge (EG) 68 | |
| S 7253 | Campbell 53 | 18 7583 | Hans-Jurgen Schulz (WG) 69 | |

Other Outdoor Records

| | | | | |
|-------------|---------------------|---|----------------------|---------|
| 200m(t) | 20.6 | Clyde Glosson (Wheatley, San Antonio, Tex) | Prairie View, Tex | 5/ 1/65 |
| | 20.6nh | Gerald Tinker (Coral Gables, Fla) | Miami, Fla | 6/29/69 |
| 400m | 46.1 | Ulis Williams (Compton, Calif) | Ontario, Calif | 5/27/61 |
| 800m | 1:48.8 | Richard Joyce (Sierra, Whittier, Calif) | Bakersfield, Calif | 6/ 5/65 |
| 1000m | 2:25.5 | Tom Carroll (Fordham Prep, Bronx, NY) | Koblenz, WG | 8/10/57 |
| 2000m | 5:29.0 ^o | Gerry Lindgren (Rogers, Spokane, Wash) | Los Angeles, Calif | 6/ 5/64 |
| 3000m | 8:33.0 | Pat Mandera (Morton East, Cicero, Ill) | Bomlitz, WG | 7/21/70 |
| 10Miles | 50:01 ^o | Fred Ritcherson (Salesian, Los Angeles, Calif) | Santa Barbara, Calif | 7/26/69 |
| One-Hour | 12m,23y | Fred Ritcherson (Salesian, Los Angeles, Calif) | Santa Barbara, Calif | 7/26/69 |
| 20,000m | 1:07:31 | Garry Bjorklund (Proctor, Minn) | Duluth, Minn | 6/29/68 |
| 30,000m | 1:58:39 | Mike Ryan (Wilcox, Santa Clara, Calif) | Woodside, Calif | 8/15/65 |
| 110mHH(42") | 13.9 | Rex Cawley (Farmington, Mich) | Oslo, Norway | 7/31/59 |
| 220yLH(st) | 22.7 | Tom Hester (San Bernardino, Calif) | Walnut, Calif | 6/23/62 |
| 200mLH(t) | 23.0 | Rex Cawley (Farmington, Mich) | Boulder, Colo | 6/20/59 |
| 220yLH(t) | 23.6 | Tom Hester (San Bernardino, Calif) | Los Angeles, Calif | 6/ 8/62 |
| 440yIH | 51.0 | Bob Bornkessel (North, Shawnee-Mission, Kans) | Houston, Tex | 6/ 7/68 |
| 440yR | 40.2 | Lincoln, Dallas, Texas | Austin, Tex | 5/ 9/70 |
| | | <i>(John Delley, Joe Pouncy, Rufus Shaw, Gene Pouncy)</i> | | |
| 880R | 1:25.4 | White Plains, New York | Jamaica, NY | 6/ 7/66 |
| | | <i>(Dave Jackson 21.8, Larry James 21.5, Carl Reed 21.3, Otis Hill 20.8)</i> | | |
| 1MileR | 3:11.8 | Memorial, Houston, Texas | Baytown, Tex | 4/ 1/67 |
| | | <i>(Mike Bouche 48.0, Paul Bradley 49.0, Rusty Brents 48.7, Dave Morton 46.1)</i> | | |
| | 3:11.8 | Killian, Miami, Florida | Gainesville, Fla | 5/10/69 |
| | | <i>(Porter Thompkins 49.3, Robert Anderson 49.0, Ken Thompson 47.3, Larry Black 46.2)</i> | | |
| 2MileR | 7:35.6 | Jackson, Cambria Heights, New York | Jamaica, NY | 6/ 7/66 |
| | | <i>(Julio Meade 1:54.3, Bill Jacobs 1:57.3, Sam Thomas 1:52.7, Mark Ferrell 1:51.3)</i> | | |
| | 7:35.6n | Boys, Brooklyn, New York | Jamaica, NY | 6/ 7/66 |
| | | <i>(Mark Edmead 1:55.3, John Henry 1:56.6, Mike Randall 1:53.1, Jim Jackson 1:50.6)</i> | | |
| 4MileR | 17:12.2 | Essex Catholic, Newark, New Jersey | Highland Park, NJ | 6/ 7/66 |
| | | <i>(Jim McLoughlin 4:23.9, Art Martin 4:18.0, Fred Lane 4:14.8, Marty Liquri 4:15.5)</i> | | |
| SpMedR | 3:23.3 | Memorial, Houston, Texas | Houston, Tex | 4/ 8/67 |
| | | <i>(Scooter Carson 22.7, Steve Brake 21.8, Rusty Brents 48.2, Dave Morton 1:50.6)</i> | | |
| DisMedR | 10:05.6 | Essex Catholic, Newark, New Jersey | Philadelphia, Pa | 4/28/67 |
| | | <i>(Ralph Vreeland 3:12.3, Joe Fowlkes 49.3, Milt Irvin 1:59.6, Marty Liquri 4:04.4)</i> | | |

Golden West Meet Records

| | | | | |
|-----------|-----------|---|-------------------|------|
| 100y | 9.3 | Willie McGee (Rowan, Hattiesburg, Miss) | Sacramento, Calif | 1969 |
| 220y | 20.9 | Al Coffee (Lee, Baton Rouge, La) | Sacramento, Calif | 1968 |
| 440y | 46.8 | Ron Freeman II (Jefferson, Elizabeth, NJ) | Sacramento, Calif | 1965 |
| | 46.8 | Julio Meade (Jackson, Cambria Heights, NY) | Sacramento, Calif | 1966 |
| 880y | 1:49.5 | John Drew (Memorial, Houston, Tex) | Sacramento, Calif | 1968 |
| 1Mile | 4:04.3 | Jim Ryun (East, Wichita, Kans) | Sacramento, Calif | 1965 |
| 2Mile | 8:54.0 | Mike Keogh (Essex Catholic, Newark, NJ) | Sacramento, Calif | 1970 |
| 120yHH | 13.7 | Bob Bornkessel (North, Shawnee Mission, Kans) | Sacramento, Calif | 1968 |
| 180yLH | 18.3 | Bill Tipton (Central, Pontiac, Mich) | Sacramento, Calif | 1967 |
| 330yIH | 37.1 | Kevin Bligh (Herrick, New Hyde Park, NY) | Sacramento, Calif | 1970 |
| HJ | 6'10 1/2" | Jerry Culp (Oceanside, Calif) | Sacramento, Calif | 1970 |
| PV | 17'4 1/2" | Casey Carrigan (Orting, Wash) | Sacramento, Calif | 1969 |
| LJ | 25'5" | Doyle Steel (San Diego, Calif) | Sacramento, Calif | 1966 |
| TJ | 50'10" | Zack Gillon (Peekskill, NY) | Sacramento, Calif | 1969 |
| SP(12-lb) | 71'9 3/4" | Jesse Stuart (Glasgow, Ky) | Sacramento, Calif | 1970 |
| SP(16-lb) | 61'1 1/4" | Sam Walker (Samuell, Dallas, Tex) | Sacramento, Calif | 1968 |
| DT | 193'6" | George Amundson (Central, Aberdeen, SD) | Sacramento, Calif | 1969 |
| HT | 204'3" | Tony Tenisci (JL Crowe, Trail, BC) | Sacramento, Calif | 1968 |
| JT | 247'4" | Mark Murro (Essex Catholic, Newark, NJ) | Sacramento, Calif | 1967 |

1970 Outdoor List

compiled by Jack Shepard

This 1970 US high school outdoor list covers the school year beginning Sept. 1, 1969 and concluding Aug. 31, 1970. For regularly contested events, it includes the top 10 performances (give or take a few in the case of ties)--indicated by an underscore of the final mark --and continues through 30 performers. Smaller lists are carried for less frequently contested events. For athletes appearing more than once in the performance section, only their last names appear in indented style. Further particulars on the compilation are provided in the Statistical Explanation on the inside front cover.

100 YARD DASH

| | | | |
|--------------------|--|------------------------------|---|
| 9.4 | Gene Pouncy (Lincoln, Dallas, Tex) | 9.3n | Glen Love (Sumner, St Louis, Mo) |
| 9.5 | Ray Robinson (Lakeland, Fla) | 9.4 | Lee Lewis (Kashmere, Houston, Tex) |
| 9.5h | Pouncy | 9.4 | Kent Merritt (Lane, Charlottesville, Va) |
| 9.5 | Pouncy | 9.4 | *J.T. Hollins (McKinney, Tex) |
| 9.5 | *Ronald Barther (Butler, Jacksonville, Fla) | 9.4 | Bill Warner (DeLaSalle, Kansas City, Mo) |
| 9.5n | Joe Pouncy (Lincoln, Dallas, Tex) | 9.4n | Robert Salsberry (Ruston, La) |
| 9.5 | Amos Sumpter (S Dade, Homestead, Fla) | 9.4 | Levine Burgess (Eastern, Washington, DC) |
| 9.5 | Robinson | 9.4n | Ralph Ligons (Pittsburg, Calif) |
| 9.5 | M. L. Best (Falfurrias, Tex) | 9.4n | Ed Jones (Lincoln, Jersey City, NJ) |
| 9.5 | *Sam Burns (El Cerrito, Calif) | 9.4n | Mark Lutz (Mayo, Rochester, Minn) |
| 9.5 | *Larry Kirk (Dominguez, Compton, Calif) | 9.4h | *Marshall Dill (Northern, Detroit, Mich) |
| 9.5 | Burns | 9.4h | *Wilson Morris (Wilson, Tacoma, Wash) |
| 9.5 | Robert Bolden (Hamlin, Tex) | 9.5 | Ray Griffin (Titusville, Fla) |
| 9.5 | Darwin Bond (Dob-Ben, Kingsport, Tenn) | 9.5 | *Gordon Peppers (Compton, Calif) |
| 9.5 | Kent Merritt (Lane, Charlottesville, Va) | 9.5 | Joe Gilbert (Northwestern, Miami, Fla) |
| 9.5 | Robinson | 9.5 | Delvin Williams (Kashmere, Houston, Tex) |
| 9.5 | Harold Porter (E Jefferson, Metairie, La) | 9.5 | John Robinson (Dillard, Ft Lauderdale, Fla) |
| 9.5 | Robinson | 9.5 | *Jesse Locke (Denison, Tex) |
| 9.5n | *Joe Sincere (Washington, New Orleans, La) | 9.5 | Darius McCarthy (Jones, Orlando, Fla) |
| 9.5 | Glen Love (Sumner, St Louis, Mo) | 9.5 | *Stan Bracy (Colorado City, Tex) |
| 9.5 | *Mike Sands (Sheepshead, Brooklyn, NY) | 9.5 | Elvin Littles (Goliad, Tex) |
| 9.5 | *Harold Williams (Newtown, Elmhurst, NJ) | 9.5 | Fred Merrill (East, Shawnee Mission, Kans) |
| 9.5n | Rufus Shaw (Lincoln, Dallas, Tex) | 9.5 | John Carter (Anderson, Austin, Tex) |
| 9.6 | *Gordon Peppers (Compton, Calif) | 9.5 | *Ralph Pettway (Seneca, Louisville, Ky) |
| 9.6 | Joe Gilbert (Northwestern, Miami, Fla) | 9.5 | Bill Smith (Morse, San Diego, Calif) |
| 9.6 | Jim Moore (Clarendon, Tex) | 9.5 | *Dennis Rowland (Del Rio, Tex) |
| 9.6 | Eddie Sutton (Jackson, Miami, Fla) | 9.5n | Frank Roe (Edison, Stockton, Calif) |
| 9.6 | Jim Upchurch (Hogan, Vallejo, Calif) | 9.5h | *Herman Alexander (Anderson, Austin, Tex) |
| 9.6 | Jackie White (Santa Ana, Calif) | 9.5n | Wayne Hardy (McDonogh, New Orleans, La) |
| 9.6 | Barnie Blair (Bryan Station, Lexington, Ky) | 9.5n | Josh Washington (St Augustine, N Orleans) |
| 9.6 | *Herman Alexander (Anderson, Austin, Tex) | 9.5 | **Sherman Graves (Groesbeck, Tex) |
| 9.6n | Wayne Hardy (McDonogh, New Orleans, La) | 9.5 | **Sammy Dierschke (Sealy, Tex) |
| 9.6 | *Jesse Locke (Denison, Tex) | 9.5s | ***Howard Jones (Evanston, Ill) |
| 9.6 | *Zoe Simpson (Plainview, Tex) | 9.5h | Jackie White (Santa Ana, Calif) |
| 9.6 | *Allen Carter (Bonita, LaVerne, Calif) | 9.5n | Tom Scavuzzo (Mullen, Fort Logan, Colo) |
| 9.6 | *Mark Knudson (Torrance, Calif) | 9.5 | *Paul Dillon (Southeast, Wichita, Kans) |
| 9.6 | David Holmes (Palmer, Colo Springs, Col) | Incomplete wind info: | |
| 9.6 | Harold Roy (Breaux, Lafayette, La) | 9.5 | Don Taylor (Edison, Stockton, Calif) |
| 9.6 | Sam Clark (Blake, Tampa, Fla) | 9.5 | Clayton Montgomery (Edison, Stockton, Cal) |
| 9.6 | Levine Burgess (En, Washington, DC) | 9.5 | Baron Hill (Seymour, Ind) |
| 9.6 | *Stan Bracy (Colorado City, Tex) | 9.5 | Harry Blake (Summerville, SC) |
| 9.6 | Clark Bibb (Coldwater, Kans) | 9.5 | *Michael Whatley (Wash, Montgomery, Ala) |
| 9.6 | Steve Pettes (Mayfield, Las Cruces, NM) | 9.6n | Frank Roe (Edison, Stockton, Calif) |
| 9.6 | Bob Barlette (Dunkirk, NY) | 9.6 | Clifton Taylor (Southside, Memphis, Tenn) |
| 9.6 | Emmett Edwards (Central, Kansas City, Mo) | 9.6 | Edmond (Lawton, Okla) |
| 9.6 | *Tinker Hatfield, Jr. (Cent Linn, Halsey, Ore) | 9.6 | Jim Novak (Bender, Nebr) |
| 9.6 | *Jim Henderson (East, Waterloo, Iowa) | 9.6 | *Mel Jacobs (Channel Is, Oxnard, Calif) |
| 9.6 | Leman Childress (Hoover, Fresno, Calif) | 9.6 | Jeff Marson (Molalla, Ore) |
| 9.6n | Albert Riley (Edison, Fresno, Calif) | 9.6 | Harvey Ryan (Tecumseh, Okla) |
| 9.6 | Steve Mersch (Menomone, Wisc) | 9.6 | Mac Thomas (Elyria, Ohio) |
| 9.6n | *Michael Whatley (Wash, Montgomery, Ala) | 9.6 | *Vasco Bradley (Leto, Tampa, Fla) |
| 9.6 | *Robert Perry (Lincoln, Port Arthur, Tex) | 100-meters: | |
| Wind-aided: | | 10.4 | *Mike Sands (Sheepshead, Brooklyn, NY) |

220 YARD DASH (Straight)

| | | | |
|-----|---|------|---|
| 9.2 | Ray Robinson (Lakeland, Fla) | 20.9 | Harold Porter (E Jefferson, Metairie, La) |
| 9.3 | Harold Porter (E Jefferson, Metairie, La) | 20.9 | Eddie Echols (Meridian, Miss) |
| 9.3 | James Carter (East, Wichita, Kans) | 20.9 | Rod Rhodes (Benton Harbor, Mich) |

1970 Outdoor List

- 21.1 Bill Hicks (Morningside, Inglewood, Calif)
 21.1 Ed Jones (Lincoln, Jersey City, NJ)
Wind-aided:
 20.4 Harold Porter (E Jefferson, Metairie, La)
 20.5n *Martin Boquet (Terrebone, Houma, La)
 20.6 Jackie White (Santa Ana, Calif)
 20.6n Jerry Savoie (S LaFourche, Galliano, La)
 20.6 Mark Lutz (Mayo, Rochester, Minn)
 20.7n *Steve Elkins (Loara, Anaheim, Calif)
 20.8 *Joe Sincere (Washington, New Orleans, La)
 20.8n **Don Lemore (St Augustine, N Orleans, La)
 20.9 Bill Barrett (Madison Twmsp, Old Bridge, NJ)
Incomplete wind info:
 21.0 Myron McGill (Crenshaw, L Angeles, Calif)
 21.0 David Thomas (Hamilton, L Angeles, Calif)
- ## 220 YARD DASH (Turn)
- 21.0 Darwin Bond (Dob-Benn, Kingsport, Tenn)
 21.1 Joel Garren (Manatee, Bradenton, Fla)
 21.2 Larry McClelland (Denison, Tex)
 21.2 Ray Robinson (Lakeland, Fla)
 21.2 Joe Pouncy (Lincoln, Dallas, Tex)
 21.2 Pouncy
 21.2 Robinson
 21.3 Don Lebow (North, Riverside, Calif)
 21.3h Garren
 21.3 Robinson
 21.3 Larry Manuel (Hogan, Vallejo, Calif)
 21.3 Mike Holt (Lee, Midland, Tex)
 21.3 Garren
 21.3 Ed Jones (Lincoln, Jersey City, NJ)
 21.4n Don McGraw (S Oak Cliff, Dallas, Tex)
 21.4 Mark Lutz (Mayo, Rochester, Minn)
 21.4n **J. T. Hollins (McKinney, Tex)
 21.4h *Vasco Bradley (Leto, Tampa, Fla)
 21.4 Pat Gullett (Mann, Gary, Ind)
 21.4 Tom Scavuzzo (Mullen, Ft Logan, Colo)
 21.4 Greg Martin (Attucks, Indianapolis, Ind)
 21.4 *Frank Berry (Crenshaw, Los Angeles, Cal)
 21.5 Richard DeSoto (Fatima, Lafayette, La)
 21.5 Jesse Lethbridge (Estacado, Lubbock, Tex)
 21.5n **David McKee (Jefferson, Dallas, Tex)
 21.5 *Sam Burns (El Cerrito, Calif)
 21.5 Amos Sumpter (S Dade, Homestead, Fla)
 21.5 *Stan Bracy (Colorado City, Tex)
 21.5 **Sammy Dierschke (Sealy, Tex)
 21.5 Harold Porter (E Jefferson, Metairie, Fla)
 21.5 Ron Moss (Anacostia, Washington, DC)
 21.5 Bill Johnson (Chichester, Marcus Hook, Pa)
 21.5n Bill Mason (Arundel, Gambrills, Md)
 21.5 Jackie White (Santa Ana, Calif)
 21.5n Glen Love (Sumner, St Louis, Mo)
 21.5 *Doug Gregory (Culver City, Calif)
Wind-aided:
 20.6 *Marshall Dill (Northern, Detroit, Mich)
 20.7 Ray Robinson (Lakeland, Fla)
 20.7n Mark Lutz (Mayo, Rochester, Minn)
 20.9n Ed Jones (Lincoln, Jersey City, NJ)
 21.0 *Stan Bracy (Colorado City, Tex)
 21.0 Joe Pouncy (Lincoln, Dallas, Tex)
 21.0n Glen Love (Sumner, St Louis, Mo)
 21.1n Tom Scavuzzo (Mullen, Ft Logan, Colo)
 21.2n *Greg Williams (Central, Miami, Fla)
 21.2 James Pinckney (Raines, Jacksonville, Fla)
 21.2 *Vasco Bradley (Leto, Tampa, Fla)
 21.2 Ron Moss (Anacostia, Washington, DC)
 21.2n Levine Burgess (En, Washington, DC)
 21.3 Leman Childress (Hoover, Fresno, Calif)
 21.3n Don Ward (Bullard, Fresno, Calif)
 21.3 Elmer Lippert (Sandusky, Ohio)
 21.3n *Wilson Morris (Wilson, Tacoma, Wash)
 21.4 Jesse Lethbridge (Estacado, Lubbock, Tex)
 21.4 *Jesse Locke (Denison, Tex)
 21.4 Cole Fraley (Borger, Tex)
Incomplete wind info:
 21.1 Charles Robinson (Great Bend, Kans)

- 21.1 Steve Mersch (Menomone, Wisc)
 21.3 Randy Olson (Rocky Ford, Colo)
 21.3n Oliver (Great Bend, Kans)
 21.4 Jerry Leftwich (Linden, Columbus, Ohio)
 21.4 Glen Love (Sumner, St Louis, Mo)
 21.4 Harry Blake (Summerville, SC)
 21.5 Baron Hill (Seymour, Ind)
 21.5 ***Howard Jones (Evanston, Ill)
 21.5 Charles Larsuel (Alliance, Ohio)
 21.5 Mike Walker (East, Denver, Colo)
 21.5 *Michael Whatley (Wash, Montgomery, Ala)
200-meters:
 21.4 *Mike Sands (Sheepshead, Brooklyn, NY)
- ## 440 YARD DASH
- 46.9 Darwin Bond (Dob-Benn, Kingsport, Tenn)
 47.1 Joe Aldridge (Hillcrest, Dallas, Tex)
 47.1 Rick Brown (Los Altos, Calif)
 47.2 Brown
 47.3 Brown
 47.3 Milton Mitchell (Lincoln, San Diego, Calif)
 47.3 *Earl Richardson (Dunbar, Dayton, Ohio)
 47.4n Bernard Duke (Paschal, Fort Worth, Tex)
 47.7 Billy Hicks (Morningside, Inglewood, Calif)
 47.7 Mitchell
 47.7 Mitchell
 47.7 Robert Owens (Northside, Little Rock, Ark)
 47.7 *Richardson
 47.7 *Jim Redd (Hamilton, Elmsford, NY)
 47.7 Joel Garren (Manatee, Bradenton, Fla)
 47.7 Lee Williams (Poly, Fort Worth, Tex)
 47.8n Jim Andrew (Los Altos, Calif)
 47.8n Keith Davis (Lincoln, Jersey City, NJ)
 47.9 *Joe DeDora (Santa Rosa, Calif)
 47.9 *Jerry Jackson (Terrell, Fort Worth, Tex)
 47.9 Mike Darnell (Columbus, Ga)
 47.9 Fred Merrill (East, Shawnee Miss, Kans)
 47.9 Steve DeJarnatt (Long, Longview, Wash)
 48.0 Eddie Sutton (Jackson, Miami, Fla)
 48.0 *Johnny Lee (South Dade, Homestead, Fla)
 48.0n Ron Taylor (Scott, Toledo, Ohio)
 48.0 Chuck Curtis (Clinton, Iowa)
 48.1 Terry Erickson (Morton West, Berwyn, Ill)
 48.2 Joe Garcia (Carroll, Corpus Christi, Tex)
 48.2n Rufus Shaw (Lincoln, Dallas, Tex)
 48.2 Ray Worthy (Scotlandville, B Rouge, La)
 48.2n *Benny Brown (Sunnyvale, Calif)
 48.2 Matt Henry (Del Norte, Albuquerque, NM)
 48.2 Mark Lutz (Mayo, Rochester, Minn)
 48.2 Vorpal (Duncan, Okla)
 48.2 Daniel Boggs (Avondale, Av Estates, Ga)
 48.2 Bob Lavoie (West, Arvada, Colo)
 48.2 Bill Neely (Abington, Pa)
 48.2 **Larry Boen (West, Bakersfield, Calif)
 48.2n *Tony Krzyzosiak (Garden Grove, Calif)
 48.2n *Horace Grant (Jones, Houston, Tex)
 48.2n Horace Bartling (Bridgeport, Nebr)
400-meters:
 47.5 *Mike Sands (Sheepshead, Brooklyn, NY)
- ## 880 YARD RUN
- 1:50.2 Joe Savage (Catholic, Roselle, NJ)
 1:50.6 Bob Wheeler (Dulane, Luth-Tim, Md)
 1:50.6 Rick Brown (Los Altos, Calif)
 1:50.6 Kevin Reabe (Wat-Ket, Drayton Plns, Mich)
 1:50.7 Brown
 1:50.8 Savage
 1:50.9 Reabe
 1:51.0n Savage
 1:51.7 Reabe
 1:51.7 Brown
 1:52.2 *Horace Grant (Jones, Houston, Tex)
 1:52.2n Ken Schappert (Bishop Dubois, NYC, NY)
 1:52.2 Bob Franek (Whittier, Calif)
 1:52.2n Mickey Senior (Montclair, Pomona, Calif)
 1:52.2 James Baxter (Los Angeles, Calif)

1970 Outdoor List

1:52.2n Nathan Burks (Castlemont, Oakland, Calif)
 1:52.3 John Feltner (Russellville, Ark)
 1:52.3 Randy Veltkamp (Tim Chris, Elmhurst, Ill)
 1:52.4n Steve Cotsirilos (Oak Park, Ill)
 1:52.4 *Bob Marman (Sewanhaka, Floral Pk, NY)
 1:52.5 Bill Goldapp (Memorial, Houston, Tex)
 1:52.5n *Percell Keeling (Morningside, Inglewood, Cal)
 1:52.7n *Larry Davis (Los Altos, Calif)
 1:53.0 Geoff Henderson (Washington, S Francisco)
 1:53.0 Ronnie Jenkins (Dickinson, Tex)
 1:53.1n Cliff Bruce (Bishop Dubois, NYC, NY)
 1:53.1n Andy Artola (Catholic, Paramus, NJ)
 1:53.1 Gary Gittings (Baldwin, Pittsburgh, Pa)
 1:53.1 Victor Scott (Sacramento, Calif)
 1:53.1 Allan Sharrett (Langley, Va)
 1:53.2n Mark Van Elswyck (Burbank, Sacramento)
 1:53.2 Louis DeFreeze (Glenville, Cleveland, O)
 1:53.2 *Gary Proto (Scotch, Plains-Fanwood, SP, NJ)
 1:53.2n *Steve Groom (Mt Vernon, NY)
 1:53.3n Rich Matrucnik (Derry, Pa)
 1:53.3 John Holderman (Rogers, Tulsa, Okla)

ONE MILE RUN

4:06.0 Tony Colon (Power Memorial, NYC, NY)
 4:06.3n Kurt Mench (Castle, Kanehoe, Ha)
 4:06.6n Bob Wheeler (Dulaney, Luth-Tim, Md)
 4:07.1 Andy Rubert (Proviso W, Hillside, Ill)
 4:08.8 Colon
 4:09.2n *Brent Tubb (Cleveland, Reseda, Calif)
 4:09.5n *Mike Durkin (Holy Cross, River Grove, Ill)
 4:09.6n Jimmy Wilkens (Roxboro, Charleston, SC)
 4:09.7 Bobby Brooks (NE, St Petersburg, Fla)
 4:10.0 Les Nagy (McKinley, Niles, Ohio)
 4:10.0 Wheeler
 4:10.1 Mike Keogh (Essex Catholic, Newark, NJ)
 4:10.1 Jim Euell (Free Academy, Norwich, Conn)
 4:10.2n Dick Babb (Homewood, Flossmoor, Ill)
 4:10.5 Bill Beaty (Lancaster, Ohio)
 4:10.9 *David Merrick (Lin-Way, New Lenox, Ill)
 4:11.0 Rick Johnson (Leyden West, Northlake, Ill)
 4:11.1 Kevin Reabe (Wat-Ket, Drayton Plns, Mich)
 4:11.1 Mike Peterson (Mapleton, Denver, Colo)
 4:11.2 Dan Cautley (Memorial, Madison, Wisc)
 4:11.3 Joe Savage (Catholic, Roselle, NJ)
 4:12.3 Bob Pelikan (Bish Dub, St Louis, Mo)
 4:12.5 *David Harper (Clairemont, San Diego, Cal)
 4:12.6 Rick Rojas (Los Alamitos, NM)
 4:12.6n Mark Brown (Science Hill, Johnson City, Ten)
 4:13.6n *Mark Feig (South Eugene, Ore)
 4:13.8 Doug Brown (N Dame, Harper Woods, Mich)
 4:13.9n Marty Walsh (New Dorp, Staten Island, NY)
 4:14.0n Rich Tschudin (Palisades, Pac Pal, Calif)
 4:14.3 Gary Gittings (Baldwin, Pittsburgh, Pa)
 4:14.3n Bill Murray (Mira Costa, Mnhtn Bch, Cal)
 1500-meters:
 3:48.2n Tony Colon (Power Memorial, NYC, NY)

TWO MILE RUN

8:54.0 Mike Keogh (Essex Catholic, Newark, NJ)
 8:55.6 Ron Johnson (West, Torrance, Calif)
 8:56.6 *David Merrick (Lin-Way, New Lenox, Ill)
 8:57.4 Keogh
 8:57.8n Doug Brown (N Dame, Harper Woods, Mich)
 8:58.8n Jim Chaffin (Poly, Long Beach, Calif)
 8:59.0 Merrick
 8:59.8n Dave White (El Modena, Orange, Calif)
 9:01.0 Chaffin
 9:01.0 *Ed Mendoza (Helix, La Mesa, Calif)
 9:01.6 Les Nagy (McKinley, Niles, Ohio)
 9:02.8 Eddie Granillo (East, Bakersfield, Calif)
 9:03.0 Bill Beaty (Lancaster, Ohio)
 9:03.0 Denis Fikes (Rice, NYC, NY)
 9:03.2 Pat Mander (Morton East, Cicero, Ill)
 9:03.6n *Kasto Lopez (Sanger, Cal)
 9:04.2n *Mark Dulaney (Pal Verd, PV Estates, Cal)
 9:05.2 Bob Pelikan (Bishop Dubourg, St Louis, Mo)

9:05.6 Randy James (Ferris, Spokane, Wash)
 9:05.6n Brian MacPherson (Pal Verd, PV Est, Calif)
 9:06.4n *Larry Greer (Lakewood, Calif)
 9:08.0 *Tom Hale (Campolindo, Moraga, Calif)
 9:08.2 Mike Fertig (Whitman, Bethesda, Md)
 9:10.0 Tony Colon (Power Memorial, NYC, NY)
 9:11.6n Bruce Johnson (Mira Costa, Mnhtn Bch, C)
 9:11.8n *Jose Amaya (Wilson, Los Angeles, Calif)
 9:12.8 Ron Sasser (Millikan, Long Beach, Calif)
 9:12.8n **Vince Cartier (Scotch Plains-Fnwd, SP, NJ)
 9:12.8n Steve Stintzi (Menomene Falls, Wisc)
 9:13.2n Marty Walsh (New Dorp, Staten Island, NY)
 9:13.4 Pete Squires (Lyndon In, Lyndon Cent, Vt)
 9:13.8 Bobby Brooks (NE, St Petersburg, Fla)
 9:15.0 Loren Kambestad (Bristol, SD)

3000-meters:

8:33.0 Pat Mander (Morton East, Cicero, Ill)

THREE MILE RUN

14:11.4 *Larry Greer (Lakewood, Calif)
 14:13.4n Denis Fikes (Rice, New York, NY)
 14:18.0n Brian MacPherson (Pal Verd, PV Est, Cal)
 14:19.8 Dave White (El Modena, Orange, Calif)
 14:20.0n *Mike Butynes (Sterling, Somerdale, NJ)
 14:22.4n Dave Babiracki (Granada Hills, Calif)
 14:22.8 Jim Benkhard (Kirkwood, Mo)
 14:23.8n Les Nagy (McKinley, Niles, Ohio)
 14:24.0 Jim Chaffin (Poly, Long Beach, Calif)
 14:27.8n White
 14:29.2n Bill Beaty (Lancaster, Ohio)
 14:31.4n Jack Colovin (Clear Creek, League City, Tex)
 14:31.6n Bruce Johnson (Mira Costa, Mnhtn Bch, Cal)
 14:32.0n *Jose Amaya (Wilson, Los Angeles, Calif)
 14:32.8 *Chris Hoffman (St Bnd, Pl Del Rey, Calif)
 14:33.8 Brad Kendig (Arcadia, Calif)
 14:34.8n Craig Streichman (South, Torrance, Calif)
 14:38.6n Bill Louv (U Merion, King of Prussia, Pa)
 14:40.2n *Lennie Harrison (Kirkwood, Mo)
 14:43.4n *Chic Perkins (Hawthorne, Calif)
 14:46.8n *Mike Gilleran (Seaholm, Birmnghm, Mich)
 14:47.0 Steve Brown (Poly, Los Angeles, Calif)
 14:47.4 Ed Silva (Watsonville, Calif)
 14:48.2n *Mike Baer (South, Torrance, Calif)
 14:48.8n Keith Kruse (Camden, San Jose, Calif)
 14:49.0n Ron Sasser (Millikan, Long Beach, Calif)
 14:50.4n *Cliff Mandell (Sewanhaka, Floral Park, NY)
 14:50.6n Mickey Wooley (El Modena, Orange, Calif)
 14:52.4n *Dave Chammess (Awalt, Mt View, Calif)
 14:52.4 James Rafferty (Tech, Brooklyn, NY)
 14:53.4n Bob Nellum (Kirkwood, Mo)

5000 METER RUN

15:01.2 Pat Mander (Morton E, Cicero, Ill)
 15:15.2n *Mike Gilleran (Seaholm, Bmghm, Mich)
 15:20.2 Bob Sos (Upland, Calif)
 15:26.8n Craig Streichman (South, Torrance, Calif)
 15:29.4n Jim French (South, Torrance, Calif)

SIX MILE RUN

30:54.0 *Larry Greer (Lakewood, Calif)
 30:58.0 *Scott Eden (Freeman, Richmond, Va)
 31:27.4n **Ed Grace (Aviation, Redondo Bch, Calif)
 31:38.6 Mark O'Brien (Leon, Talahasee, Fla)
 31:59.0n *Chic Perkins (Hawthorne, Calif)
 32:05.0n Craig Streichman (South, Torrance, Calif)
 32:06.4 **Bill Glad (Bellevue, Wash)
 32:23.6 Alex Smith (Forest Hills, NY)
 32:35.0n Gary Johnson (North, Torrance, Calif)
 32:37.4n Phil Bonfiglio (Kennedy, Bellmore, NY)

10,000 METER RUN

31:53.0 *Larry Greer (Lakewood, Calif)
 32:55.0n *Chic Perkins (Hawthorne, Calif)
 33:07.0n Craig Streichman (South, Torrance, Calif)
 33:36.0n Gary Johnson (North, Torrance, Calif)
 33:38.0n ***Darrell Hatfield (Ran Alam, G Grove, Calif)

1970 Outdoor List

HOUR RUN

- 11m, 906 Dave White (El Modena, Orange, Calif)
 11m, 186 *David Merrick (Lin-Way, New Lenox, Ill)
 11m, 81 Craig Streichman (South, Torrance, Calif)
 10m, 1444**Darrell Hatfield (Ran Alam, G Grove, Cal)

MARATHON

- 2:31:55n Craig Streichman (South, Torrance, Calif)
 2:34:50n *Mike Baer (South, Torrance, Calif)
 2:34:58n Ed Goodfriend (Torrance, Calif)
 2:35:35n *George Khouri (St Bnd, Pl Del Rey, Calif)
 2:37:12n Baer
 2:37:26n Jose Cortez (Sequoia, Rdwood City, Calif)
 2:37:51n Wayne Akiyama (Westminster, Calif)
 2:37:51n Scott Daggatt (Bellevue, Wash)
 2:38:06n *Mark Kushner (Burbank, Calif)
 2:38:18n *Chris Hoffman (St Bnd, Pl Del Rey, Calif)
 2:38:39n Justin Gubbins (Bellport, Brookhaven, NY)
 2:40:10n Ron Sasser (Millikan, Long Beach, Calif)
 2:40:10n**Shawn Vallas (Aviation, Redondo Beach, Cal)
 2:40:42n Robert Sos (Upland, Calif)
 2:42:04 *Chuck Walker (Prescott, Ariz)
 2:42:24n Scott Teuber (Arlington, Arlign Hts, Ill)
 2:42:39n Mike Bernick (Fairfax, Los Angeles, Calif)
 2:43:44n Ceasar Televara (Salesian, Los Angeles)
 2:43:46n Scott Loofbourrow (Torrance, Calif)
 2:44:13n Rich Brooks (Oak Park, Ill)
 2:44:13n Jay Monfore (Miller, SD)
 2:44:16n**Ed Grace (Aviation, Redondo Beach, Calif)
 2:44:35n Charles Weston (Hollywood, Calif)
 2:44:56n Martin Urias (Madera, Calif)
 2:45:00n Louis Maravitch (Morton East, Cicero, Ill)

3000 METER STEEPLECHASE

- 9:41.6n Jeff Huber (LaHabra, Calif)
 9:46.4n *Mickey Collins (Easton, Pa)
 No water jump:
 9:47.0 **Kevin McLee (Hamilton, Elmsford, NY)

120 YARD HIGH HURDLES (39")

- 13.5 *Randy Lightfoot (Plainview, Tex)
 13.6 Gary West (Permian, Odessa, Tex)
 13.7 Milt Turner (Castlemont, Oakland, Calif)
 13.8 West
 13.8 Eric Elkins (Jesuit, Dallas, Tex)
 13.8 Henry Cummings (Blake, Tampa, Fla)
 13.8n Nathaniel Porter (Southeast, Bradenton, Fla)
 13.8 Carl Brown (Van Vleck, Tex)
 13.8 Turner
 13.8 Fred Singleton (Mt Vernon, NY)
 13.8 *McKinley Mosley (Bakersfield, Calif)
 13.8 *Al Hall (Morningside, Inglewood, Calif)
 13.9 *Scottie Jones (Elmore, Houston, Tex)
 13.9 Bobby Coffman (Lamar, Houston, Tex)
 13.9 Genard Medley (Central, Little Rock, Ark)
 13.9 James Robinson (Camden, NJ)
 13.9 Gregg Vandaveer (Shawnee, Okla)
 14.0 Dwight Hall (Northwestern, Miami, Fla)
 14.0 Roger Hall (Ashland, Ohio)
 14.0 David West (Melrose, Memphis, Tenn)
 14.0 *Eddie Scott (West, Salt Lake City, Utah)
 14.0 Steve DeMedicis (Crossland, Cp Spgs, Md)
 14.0n Bruce Leek (Roosevelt, Gary, Ind)
 14.0 *Don Brown (Abilene, Tex)
 14.1n Jack O'Leary (McCallum, Austin, Tex)
 14.1 Aaron Randow (San Marcos, Tex)
 14.1 *Charles Jackson (Lompoc, Calif)
 14.1 *Ken Calleja (Sarasota, Fla)
 14.1n Bernie Mosby (Mann, Little Rock, Ark)
 14.1 Jared Butler (Pittsburg, Calif)
 14.1 Ed Washington (Fremont, Los Angeles, Cal)
 14.1 Spencer Charlton (Char-Poll, Beaumont, Tex)
 14.1 Will Ector (Palo Verde, Blythe, Calif)
 14.1 Dave White (El Dorado, Placerville, Calif)
 14.1 Greg Randall (Grant Union, D Pas Hts, Cal)

- 14.1 Vernon Young (Lemoore, Calif)
 14.1 Fred Lane (Glennville, Cleveland, Ohio)
 14.1 Lee Busby (Pittsburg, Calif)
 14.1 *Reggie Bobo (Soldan, St Louis, Mo)
 14.1n *Ricky Jones (Lafayette, Lexington, Ky)
 14.1 Jim Fasules (Glenbard W, Glen Ellyn, Ill)
 14.1n *Jerry Eitelbach (Friendswood, Tex)
 14.1 Mel Reeves (Northern, Pontiac, Mich)

Wind-aided:

- 13.4 Fred Singleton (Mt Vernon, NY)
 13.5 *Scottie Jones (Elmore, Houston, Tex)
 13.6 Carl Swiere (Falls City, Tex)
 13.6n Milt Turner (Castlemont, Oakland, Calif)
 13.6n James Robinson (Camden, NJ)
 13.7 Steve Rose (Niles North, Skokie, Ill)
 13.7 *Al Hall (Morningside, Inglewood, Calif)
 13.8 Bobby Coffman (Lamar, Houston, Tex)
 13.8n Del Hanson (Maine W, Des Plaines, Ill)
 13.9 *Dale Miller (Liberal, Kans)
 13.9 Mel Reeves (Northern, Pontiac, Mich)
 14.0 Greg Randall (Grant Union, D Pas Hts, Cal)
 14.0 Jack O'Leary (McCallum, Austin, Tex)
 14.0 Pat Cook (Stark, Orange, Tex)
 14.0 Steve Rogers (Ruston, La)
 14.0n Mike Usey (Terrebone, Houma, La)
 14.0 Bob Conroy (Sylvania, Ohio)
 14.0h Richard Morsden (Wyandotte, Kans Cty, K)
 14.0s Steve Whitmore (Calumet, Chicago, Ill)
 Incomplete wind info:
 14.0 Ben Malone (Santa Cruz Vall, Elroy, Ariz)
 14.0 Tim Diewald (Oberlin, Ohio)
 14.0 Steve Harris (Central, Lawrence, Ind)
 14.0 Jeff Parks (Roosevelt, Dayton, Ohio)
 14.1 Steve Peterson (Conant, Hoffman Est, Ill)
 14.1 Lou Kerby (Lassen, Susanville, Calif)
 14.1 Gary Hudson (Charleston, W Va)

120 YARD HIGH HURDLES (42")

- 14.1 Gregg Vandaveer (Shawnee, Okla)
 14.1n Vandaveer
 14.5 *Al Hall (Morningside, Inglewood, Calif)

180 YARD LOW HURDLES (Straight)

- 18.3 Milt Turner (Castlemont, Oakland, Calif)
 18.4 Fred Singleton (Mt Vernon, NY)
 18.5 Singleton
 18.6 Genard Medley (Central, Little Rock, Ark)
 18.6 Singleton
 18.7 Turner
 18.7 Medley
 18.7 Gary West (Permian, Odessa, Tex)
 18.7 Kent Merritt (Lane, Charlottesville, Va)
 18.7 Turner
 18.7 Bruce Leek (Roosevelt, Gary, Ind)
 18.7 *McKinley Mosley (Bakersfield, Calif)
 18.7n Turner
 18.7n Mosley
 18.7n Jim Davis (Santa Ana, Calif)
 18.8 *Al Hall (Morningside, Inglewood, Calif)
 18.8 Keith Denson (Valley, Santa Ana, Calif)
 18.8 *Dexral Davis (Tucson, Ariz)
 18.8 James McAlister (Blair, Pasadena, Calif)
 18.8 Donnell Gray (Edison, Stockton, Calif)
 18.8 Jared Butler (Pittsburg, Calif)
 18.9 Mel Reeves (Northern, Pontiac, Mich)
 18.9 *Tinker Hatfield Jr. (Cent Linn, Halsey, Ore)
 18.9 Ed Givens (Roosevelt, Gary, Ind)
 18.9 Julian Lucas (Gunn, Palo Alto, Calif)
 18.9 Steve Smith (Oakmont, Roseville, Calif)
 18.9n *Dave Herman (Shaker, Latham, NY)
 19.0n Darnell Hendrick (Morningside, Inglewood, Cal)
 19.0 Steve Cook (Claremont, Calif)
 19.0 *Eddie Scott (West, Salt Lake City, Utah)
 19.0n John Alexander (Hoover, Fresno, Calif)
 19.0n David Duke (Fresno, Calif)
 19.0h Rick Gilson (Bolsa Grande, G Grv, Calif)

1970 Outdoor List

- 19.0nh *Charles Jackson (Lompoc, Calif) 6'10"
 19.0n Kevin Bligh (Herricks, N Hyde Park, NY) 6'10"
Wind-aided:
 18.6 Keith Denson (Valley, Santa Ana, Calif) 6'10"
 18.6 John Alexander (Hoover, Fresno, Calif) 6'10"
 18.7 Jared Butler (Pittsburg, Calif) 6'10"
 18.8 Mike Shaw (North, Wichita, Kans) 6'10"
 18.9 *Dale Miller (Liberal, Kans) 6'10"
 18.9 Norman Hudgins (Rummel, N Orleans, La) 6'9 $\frac{3}{4}$ "
 18.9 Jerry Heston (Ankeny, Iowa) 6'9 $\frac{3}{4}$ "
 18.9 Herb Rice (Forest Park, Baltimore, Md) 6'9"
 19.0n *Mike McLean (Liberal, Kans) 6'9"
 19.0 Steve Rogers (Ruston, La) 6'9"
 19.0 **Lynn Zwahlen (Davis, Calif) 6'9"

Questionable timing:

- 18.4 Doug Odell (Eagle Rock, Los Angeles, Cal) 6'9"

Incomplete wind info:

- 18.8 James (Lawton, Okla) 6'8 $\frac{3}{4}$ "
 18.9 Jim Wissing (Nicolet, Glendale, Wisc) 6'8 $\frac{3}{4}$ "
 19.0 Orissa Brown (Edison, Stockton, Calif) 6'8 $\frac{3}{4}$ "

180 YARD LOW HURDLES (Turn)

- 19.1 Bruce Leek (Roosevelt, Gary, Ind) 6'8 $\frac{3}{4}$ "
 19.2 *Kirk Dennis (Wendell, Idaho) 6'8 $\frac{3}{4}$ "
 19.2 *Tinker Hatfield Jr. (Cent Linn, Halsey, Ore) 6'8 $\frac{3}{4}$ "
 19.2 Steve DeMedicis (Crossland, Cp Spgs, Md) 6'8 $\frac{3}{4}$ "
 19.3 Hatfield 6'8 $\frac{3}{4}$ "
 19.3 Robert Colbert (Anacostia, Washington, DC) 6'8"
 19.3 *Jerry Belur (Renton, Wash) 6'8"

Wind-aided:

- 18.3 Fred Singleton (Mt Vernon, NY) 6'8"
 18.4n Milt Turner (Castlemont, Oakland, Calif) 6'8"
 18.6 Bruce Leek (Roosevelt, Gary, Ind) 6'8"
 18.8n Jared Butler (Pittsburg, Calif) 6'8"
 18.1n Steve DeMedicis (Crossland, Cp Spgs, Md) 6'8"
 19.2n Steve Smith (Oakmont, Roseville, Calif) 6'8"
 19.2n Mike Allen (Granite City, Ill) 6'8"

Incomplete wind info:

- 19.3 Bill Kehmeier (Cedaredge, Colo) 6'8"
 19.3 Tom Mosley (Shaker Heights, Ohio) 6'8"

330 YARD INTERMEDIATE HURDLES

- 37.1 Kevin Bligh (Herricks, N Hyde Park, NY) 6'10"
 37.2 Bobby Coffman (Lamar, Houston, Tex) 6'10"
 37.2n Gary West (Permian, Odessa, Tex) 6'10"
 37.4 Wavie Reed (Charleston, Mo) 6'10"
 37.4n Mike Allen (Granite City, Ill) 6'10"
 37.5 Carl Swierec (Falls City, Tex) 6'10"
 37.6n Coffman 6'10"
 37.6 West 6'10"
 37.7n *Jimmy Gailey (Cl Ck, League City, Tex) 6'10"
 37.7 Bligh 6'10"
 37.9 Skip Moon (South Park, Beaumont, Tex) 6'10"
 37.9 Ed Eberhart (Sundown, Tex) 6'10"
 38.0n John Washington (S Garland, Garland, Tex) 6'10"
 38.1n *Randy Lightfoot (Plainview, Tex) 6'10"
 38.1n Mike Corbett (Lewis, Queens, NY) 6'10"
 38.1n Steve DeMedicis (Crossland, Cp Spgs, Md) 6'10"
 38.2n Spencer Charlton (Charl-Poll, Beaumont, Tx) 6'10"
 38.2 Johnny Taylor (Wharton, Tex) 6'10"
 38.2 Ronnie Robertson (Graham, Tex) 6'10"
 38.2 *Jerry Eitelbach (Friendswood, Tex) 6'10"

440 YARD INTERMEDIATE HURDLES

- 53.9 Kevin Bligh (Herricks, New Hyde Pk, NY) 6'10"
 56.0n Dan Caram (Midwest City, Okla) 6'10"
 56.4 Tom Coccia (Seton Hall, S Orange, NJ) 6'10"

HIGH JUMP

- 7 $\frac{1}{2}$ " Jerry Culp (Oceanside, Calif) 6'10"
 7 $\frac{1}{2}$ " Culp 6'10"
 7'0" Culp 6'10"
 6'11" Culp 6'10"
 6'10 $\frac{1}{2}$ " Johnny Blakney (SW, Fort Worth, Tex) 6'10"
 6'10 $\frac{1}{2}$ " Gayln Sweet (Octavia, Colfax, Ill) 6'10"
 6'10 $\frac{1}{2}$ " Culp 6'10"

- **Dennis DeLoach (Irvin, El Paso, Tex) 6'10"
 Ray Lisby (Las Vegas, Nev) 6'10"

- Blakney 6'10"
 Culp 6'10"
 Lisby 6'10"
 Culp 6'10"
 *Randy Fulkerson (S Fe, S Fe Spgs, Calif) 6'10"
 *Gary Kafer (Gatesville, Tex) 6'10"
 *Joel Braggs (Lincoln, Tacoma, Wash) 6'9 $\frac{3}{4}$ "
 *Bill Hancock (Glasford, Ill) 6'9 $\frac{3}{4}$ "
 Dean Owens (El Cajon Valley, El C, Calif) 6'9"
 Gene White (Bristol, Pa) 6'9"
 *Randy Smith (McPherson, Kans) 6'9"
 Mike Fleer (McNary, North Salem, Ore) 6'9"
 Barry Schur (Palo Verde, Tucson, Ariz) 6'9"
 Waldon Curry (Tex) 6'9"
 *Kerry Elders (Fresno, Calif) 6'9"
 Fred Cason (Central, Kansas City, Mo) 6'8 $\frac{3}{4}$ "
 Eugene Stoner (Kimbball, Dallas, Tex) 6'8 $\frac{3}{4}$ "
 *Kevin Smith (LaSalle Acad, Providence, RI) 6'8 $\frac{3}{4}$ "
 Dennis Adama (Newaygo, Mich) 6'8 $\frac{3}{4}$ "
 *Gary Pettus (Belleville, Mich) 6'8 $\frac{3}{4}$ "
 *Willis Price (Shaw, E Cleveland, Ohio) 6'8 $\frac{3}{4}$ "
 *Joe Reccord (Benedictine, Cleveland, Ohio) 6'8 $\frac{3}{4}$ "
 Greg Redmond (Ygnacio Valley, Concord, CI) 6'8 $\frac{3}{4}$ "
 Bob Hartrick (Kimbball, Royal Oak, Mich) 6'8 $\frac{3}{4}$ "
 John Duvall (Palmer, Colorado Spgs, Colo) 6'8 $\frac{3}{4}$ "
 Bill Ingram (Morningside, Inglewood, Calif) 6'8"
 Quincy Wallace (Ector, Odessa, Tex) 6'8"
 Mike Sparger (Bi McDevitt, Wyncote, Pa) 6'8"
 *Ceabe Justin (Washington, San Francisco) 6'8"
 *Terry Kunz (Wheat Ridge, Colo) 6'8"
 Bobby Jones (E Mcklnbrg, Charlotte, NC) 6'8"
 Clark Mounsey (Arvada, Colo) 6'8"
 *Skip Grodahl (Havre, Mont) 6'8"
 Steve Waterbury (Marion, Ill) 6'8"
 *Tom Woods (Estacada, Ore) 6'8"
 Brad Miller (Sturgis, Mich) 6'8"
 Bob Niehl (Bethel, Spanaway, Wash) 6'8"
 David Phillips (Scotland, Laurinburg, NC) 6'8"
 Fred Zeiher (West Essex, N Caldwell, NJ) 6'8"
 *Sydney Levarity (Jackson, Miami, Fla) 6'8"

5th year student:

- 6'10" Tom Roushey (Milford Ac, Milford, Conn)

POLE VAULT

- 15'10" Larry Jessee (Miamisburg, Ohio) 15'9"
 Bill Curnow (Lee, Midland, Tex) 15'6 $\frac{3}{4}$ "
 Gordon Crail (Greenwood, Ind) 15'6 $\frac{3}{4}$ "
 Jim Kleiger (Regis, Denver, Colo) 15'6 $\frac{1}{2}$ "
 Terry Porter (Azle, Tex) 15'6"
 Curnow 15'6"
 Crail 15'6"
 Curnow 15'6"
 Dixon Boughtman (Kokomo, Ind) 15'6"
 Porter 15'4 $\frac{1}{2}$ "
 Jeff Linta (Malabar, Mansfield, Ohio) 15'3"
 *Bill Miller (Twin Falls, Idaho) 15'2 $\frac{1}{2}$ "
 Mark Cooper (Wheat Ridge, Colo) 15'1 $\frac{1}{2}$ "
 Wayne Hicks (Lee, Montgomery, Ala) 15'1 $\frac{1}{2}$ "
 Jim Singley (Wheat Ridge, Colo) 15'1"
 John Balsiger (Klamath Falls, Ore) 15'1"
 Jim Dowhower (South Eugene, Ore) 15'1"
 *Mike McElveen (Westchester, Houston, Tx) 15'1"
 Mark Mondschein (Haverford, Havertn, Pa) 15'0"
 Justin Brunet (St Joseph, Chauvin, La) 15'0"
 *Dennis Morrison (Permian, Odessa, Tex) 15'0"
 *Bill Lauer (North Platte, Nebr) 15'0"
 Jim Lee (Austin, Minn) 15'0"
 Doug Fallin (Philomath, Ore) 15'0"
 *Tinker Hatfield, Jr. (Cent Linn, Halsey, Or) 15'0"
 Bruce Horman (Kirkwood, Mo) 14'10 $\frac{1}{2}$ "
 Tom Lindsey (La Sierra, Carmichael, Calif) 14'10 $\frac{1}{2}$ "
 Mike Hill (Mayfair, Lakewood, Calif) 14'10"
 *Carl Goldstone (San Mateo, Calif) 14'10"
 Roger Martin (Camden, San Jose, Calif) 14'10"

1970 Outdoor List

14'9 $\frac{1}{2}$ " Mike Cole (Queen Anne, Seattle, Wash)
 14'9" Bob Godfrey (Elkhart, Ind)
 14'8 $\frac{3}{4}$ " Brian Myers (Norfolk, Nebr)
 14'8 $\frac{1}{2}$ " **Bob Crites (Northwestern, Kokomo, Ind)
 14'8" Dave Hamer (Santa Barbara, Calif)
 14'8" Norm Davis (Jefferson, Denver, Colo)
 14'8" Brad Winter (Highland, Albuquerque, NM)

LONG JUMP

25'7" James McAlister (Blair, Pasadena, Calif)
 25'1 $\frac{1}{2}$ " Rudy Falana (Largo, Fla)
 25'0" *Randy Williams (Edison, Fresno, Calif)
 25'0" Gene White (Bristol, Pa)
 25'0" *Greg Flippen (Riverhead, NY)
 24'11" McAlister
 24'11" Falana
 24'10 $\frac{1}{2}$ " McAlister
 24'10 $\frac{1}{4}$ " Falana
 24'10" Lynn Swann (Serra, San Mateo, Calif)
 24'9 $\frac{3}{4}$ " Tony Williamson (Washington, Atlanta, Ga)
 24'8" Steve Thompson (E Bakersfield, Calif)

24'5 $\frac{3}{4}$ " **J. T. Hollins (McKinney, Tex)
 24'4" Lewis Wright (Bakersfield, Calif)
 24'3 $\frac{1}{2}$ " *David Powdrel (Highland, Albuquerque, NM)
 24'2 $\frac{3}{4}$ " *Gerald Singletary (Garfield, Seattle, Wash)
 24'2 $\frac{1}{4}$ " Charles Stidham (Crozier Tech, Dallas, Tx)
 24'2 $\frac{1}{2}$ " *James LaGrand (Robinson, Tampa, Fla)
 24'1 $\frac{1}{2}$ " Bernie Bowers (Highland, Albuquerque, NM)
 24'1 $\frac{1}{4}$ " Robert Bolden (Hamlin, Tex)

24'1" Johnny Hernandez (Huntington Park, Calif)
 24'1 $\frac{1}{2}$ " Tony Brown (Poly, Long Beach, Calif)
 24'1 $\frac{1}{4}$ " *Tony Krzyzosiak (Garden Grove, Calif)
 24'0" Herb Rice (Forest Park, Baltimore, Md)
 24'0" Dag Birkeland (Ia-Grant, Livingston, Wisc)
 23'11 $\frac{3}{4}$ " Willie Lightfoot (Northwestern, Miami, Fl)
 23'11 $\frac{1}{4}$ " George Gilchrest (Alton, Ill)
 23'11" Ray Robinson (Lakeland, Fla)

23'10 $\frac{3}{4}$ " *Darrell Hughes (Yuma, Ariz)
 23'10 $\frac{1}{2}$ " Fred Batiste (Poly, Long Beach, Calif)
 23'10 $\frac{1}{4}$ " Henry Smith (Statesboro, Ga)
 23'10 $\frac{1}{2}$ " *Fred Miller (Leigh, San Jose, Calif)
 23'10" Henry Cummings (Blake, Tampa, Fla)
 23'9 $\frac{3}{4}$ " Clint Saunders (Sealth, Seattle, Wash)
 23'9" Robert Lee (Berkeley, Calif)
 23'9" Jeff Bolin (West Lafayette, Ind)
 23'9" Ken Murphy (Men-Ath, Atherton, Calif)
 23'9" John Schwan (St John, Toledo, Ohio)

Wind-aided:

25'4 $\frac{1}{2}$ " Gene White (Bristol, Pa)
 24'7 $\frac{1}{2}$ " **J. T. Hollins (McKinney, Tex)
 23'9 $\frac{3}{4}$ " Rex Goodson (Pine Tree, Longview, Tex)
 23'9 $\frac{1}{2}$ " **Ken Harrison (S Park, Beaumont, Tex)
 23'9 $\frac{1}{4}$ " David Bromberg (Westbury, Houston, Tex)

Incomplete wind info:

24'3" *Willie Harrell (Edison, Stockton, Calif)
 24'0" Ralph Drew (Serra, Gardena, Calif)
 24'0" Jesse Harris (East Bank, W Va)
 23'11" Danielsens (Mayfield, Ohio)

TRIPLE JUMP

52'6 $\frac{1}{4}$ " *Dave Tucker (S Joaquin Mem, Fresno, Calif)
 51'3" Tucker
 51'1" Tucker
 50'11 $\frac{3}{4}$ " *Randy Williams (Edison, Fresno, Calif)
 50'1 $\frac{1}{2}$ " Williams
 50'1 $\frac{1}{4}$ " Tucker
 49'11 $\frac{3}{4}$ " Tucker
 49'9 $\frac{1}{2}$ " *Craig Conway (Cupertino, Calif)
 49'6 $\frac{3}{4}$ " Ernie Lopez (Central, Fresno, Calif)
 49'4 $\frac{3}{4}$ " Gerald Gaines (Wn Branch, Chesapeake, Va)
 49'4 $\frac{1}{4}$ " Lopez
 49'1 $\frac{3}{4}$ " Gene White (Bristol, Pa)
 49'0" *Ken McBryde (Mt Vernon, NY)
 48'7 $\frac{3}{4}$ " Tom Gilliams (Uniondale, NY)
 48'2 $\frac{3}{4}$ " Gerald Lytle (Whitman, S Huntington, NY)
 48'2" **Amos Jones (Opelousas, La)

48'2" Jerry Wooden (Sandy Springs, Atlanta, Ga)
 48'1 $\frac{3}{4}$ " Ted Rush (Public, Hartford, Conn)
 47'10 $\frac{3}{4}$ " *Fred Miller (Leigh, San Jose, Calif)
 47'9" Ulysses Walker (New Castle, Pa)
 47'8 $\frac{1}{2}$ " Don Bailey (Manual, Denver, Colo)
 47'8" Alan Nash (West Chester, Pa)
 47'7 $\frac{3}{4}$ " Charles Knight (Edison, Fresno, Calif)
 47'6 $\frac{3}{4}$ " Franklin Shipe (Greenville, Tenn)
 47'6 $\frac{1}{4}$ " Kevin Moore (Oroville, Calif)
 47'6 $\frac{1}{2}$ " James Leonard (Perry, Hadley, Pa)
 47'5 $\frac{3}{4}$ " Roy Willie (Gorton, Yonkers, NY)
 47'5 $\frac{1}{2}$ " Lonnie Parker (Denhigh, Hampton, Va)
 47'5 $\frac{1}{4}$ " *Dale Krebs (Gunn, Palo Alto, Calif)
 47'4 $\frac{3}{4}$ " John Douglass (Wheat Ridge, Colo)
 47'4 $\frac{1}{2}$ " Charles Dawson (Danville, Ky)
 47'4" Bill Rea (Forward, Elizabeth, Pa)
 47'4" Ed Swillis (Central, Fresno, Calif)
 47'3 $\frac{3}{4}$ " *Benny Brown (Sunnyvale, Calif)
 47'3 $\frac{1}{4}$ " Richard Jones (First Col, Va Beach, Va)
 47'2 $\frac{3}{4}$ " Al Davis (Evander Childs, Bronx, NY)

Wind-aided:

50'1 $\frac{1}{2}$ " Gene White (Bristol, Pa)
Incomplete wind info:
 47'9 $\frac{1}{4}$ " Andy Bilmanis (High Point, Beltsville, Md)
 47'5" Mike Hughes (Sequoia, Redwood City, Cal)
 47'5" Emmett Briggs (Franklin-Simpson, Ky)

SHOT PUT (12 lb)

73'11 $\frac{1}{2}$ " Jesse Stuart (Glasgow, Ky)
 71'9 $\frac{3}{4}$ " Stuart
 70'9 $\frac{3}{4}$ " Stuart (Glasgow, Ky)
 66'1 $\frac{1}{4}$ " Steve Adams (St Joseph, Montvale, NJ)
 65'8 $\frac{3}{4}$ " Randy Withrow (Pasadena, Calif)
 65'6 $\frac{3}{4}$ " Adams
 65'6" Millard Neely (Brackenridge, S Anton, Tex)
 65'5" Withrow
 64'11 $\frac{1}{4}$ " Neely
 64'11" Billy Joe Winchester (Mt Mig, Spg Vall, Cal)
 64'6" *Rudy Guevara (Essex Catholic, Newark, NJ)
 64'2 $\frac{1}{4}$ " Tom Stock (West, Belleville, Ill)
 63'6" Robert Brady (St Joseph, Montvale, NJ)
 63'5 $\frac{1}{2}$ " Steve Meyer (Jesus, New Orleans, La)
 63'3" Roger Freberg (San Marino, Calif)
 63'1 $\frac{1}{2}$ " Ken Addy (Lee, Baton Rouge, La)
 62'9 $\frac{1}{2}$ " Chris Adams (Los Altos, Calif)
 62'8 $\frac{1}{2}$ " Dave Schiller (Millikan, Long Beach, Calif)
 62'6" Ken Monroe (Pocatello, Idaho)
 62'5 $\frac{1}{2}$ " Gale Munger (Fredonia, Kans)
 62'5 $\frac{1}{4}$ " Butch Schmidt (Wahtonka, The Dalles, Ore)
 62'3" Joe Zelezniak (Mt Pleasant, Schenectady, NY)
 62'2 $\frac{3}{4}$ " Carl Devorce (Colorado City, Tex)
 62'1 $\frac{3}{4}$ " Steve Smylie (Forest Park, Beaumont, Tex)
 61'11 $\frac{1}{2}$ " Kent Pagel (Fullerton, Calif)
 61'9 $\frac{1}{2}$ " **Ron Semkiw (Baldwin, Pittsburgh, Pa)
 61'8" Gene Killian (Brandon, Fla)
 61'6 $\frac{3}{4}$ " Mike Bolliger (Jackson, Portland, Ore)
 61'6" Charles Getty (Pompton Lakes, NJ)
 61'5" Doug Cramer (Wilson, Portland, Ore)
 61'4" Gerald Mathews (Bolton, Alexandria, La)
 61'3 $\frac{3}{4}$ " Gene Clark (North, Riverside, Calif)
 61'3" *Cliff Burt (Great Bend, Kans)
 61'0" Ken Kirschman (Norte DIR, Sacmnt, Cal)
 60'10 $\frac{3}{4}$ " Joe Pagnotta (Roncalli, Pueblo, Colo)

Sloping surface:

62'10 $\frac{1}{2}$ " Joe Zelezniak (Mt Pleasant, Schectady, NY)

SHOT PUT (16 lb)

60'10" Jesse Stuart (Glasgow, Ky)
 60'4" Stuart
 59'9 $\frac{1}{2}$ " Stuart
 59'7 $\frac{3}{4}$ " Stuart
 59'6" Stuart
 52'5" *Rudy Guevara (Essex Catholic, Newark, NJ)
 52'0" Steve Adams (St Joseph, Montvale, NJ)
 51'11 $\frac{3}{4}$ " Mark Kellar (Crown, Carpentersville, Ill)

1970 Outdoor List

DISCUS THROW (3 lb, 9 oz)

| | |
|---------|---|
| 201'3" | Chris Adams (Los Altos, Calif) |
| 201'0" | Adams |
| 198'0" | Adams |
| 196'5" | Adams |
| 196'2" | Adams |
| 196'2" | Adams |
| 195'8" | Billy Joe Winchester (Mt Mig, Spg Val, Cal) |
| 195'0" | Adams |
| 194'7" | Adams |
| 194'6" | Winchester |
| 192'0" | Jim Parker (Richardson, Tex) |
| 187'3" | Ty Higgins (Lower Moreland, H Valley, Pa) |
| 186'9" | Bill Thomas (Tidehaven, El Maton, Tex) |
| 186'8" | Paul Andrews (Central, Champaign, Ill) |
| 186'7" | Mark Scheehle (Arcadia, Phoenix, Ariz) |
| 186'3" | *Dick Heard (Douglas, Winston, Ore) |
| 184'7" | Jeff Hammons (Douglas, Portland, Ore) |
| 184'3" | Charles Anderson (Porterville, Calif) |
| 184'1" | Scott Covey (Homestead, Cupertino, Cal) |
| 183'11" | Steve Rice (Forest Park, Beaumont, Tex) |
| 183'6" | Tim Brown (Belton, Tex) |
| 181'10" | Ken Addy (Lee, Baton Rouge, La) |
| 181'9" | Steve Adams (St Joseph, Montvale, NJ) |
| 180'10" | Mark Kellar (Crown, Carpentersville, Ill) |
| 179'10" | Mark Chalmers (Austin, Tex) |
| 179'4" | John Levanti (Central, Champaign, Ill) |
| 179'1" | Jesse Ennis (Jenkins, Savannah, Ga) |
| 179'0" | Dan Panetta (Tulare, Calif) |
| 179'0" | Jim Howard (Arcadia, Phoenix, Ariz) |
| 179'0" | Stan Kurka (Lindbergh, St Louis, Mo) |
| 178'11" | Jim McDonough (Monte Vista, Whittier, Cal) |
| 178'10" | *Ron Tanner (Eagle Grove, Iowa) |
| 178'5" | Steve Shafer (Urbana, Ill) |
| 178'4" | Mark Waller (Homestead, Cupertino, Cal) |
| 178'1" | Ted Watson (Lee, Baytown, Tex) |
| 178'0" | Jim Stites (Millville, NJ) |
| 177'10" | Ed Barclay (Monterey, Lubbock, Tex) |
| 177'9" | Dave Kucera (Riverton, Wyo) |
| 177'9" | Steve Bowen (Sunnyvale, Calif) |

DISCUS THROW (4 lb, 6.4 oz)

| | |
|---------|--|
| 169'0" | Chris Adams (Los Altos, Calif) |
| 164'9" | Jim Parker (Richardson, Tex) |
| 161'2" | Adams |
| 155'11" | Steve Rice (Forest Park, Beaumont, Tex) |
| 151'2" | *Jerome Hannon (Memorial, Levittown, NY) |
| 150'1" | Geoff Graeber (Rogers, Newport, RI) |
| 149'9" | Bill Thomas (Tidehaven, El Maton, Tex) |

HAMMER THROW (12 lb)

| | |
|---------|---|
| 208'10" | **Alvin Jackson (Classical, Providence, RI) |
| 208'3" | Jackson |
| 204'10" | Jackson |
| 202'0" | Jackson |
| 199'11" | Jackson |
| 199'10" | Pat Scanlon (Barrington, RI) |
| 194'2" | Scanlon |
| 189'0" | Ken Zuckerman (Hope, Providence, RI) |
| 187'0" | *Len Rao (LaSalle Academy, Providence, RI) |
| 186'7" | *Tom Ajoatian (Classical, Providence, RI) |
| 186'6" | Tom O'Donnell (Classical, Providence, RI) |
| 184'7" | *Dan Morrison (LaSalle Acad, Providence, RI) |
| 182'4" | ***Anthony Strackaluse (RI Deaf, Provdnc, RI) |
| 179'9" | Peter Brinkerhoff (Loomis, Windsor, Conn) |
| 178'0" | James Berrien (Choate, Wallingford, Conn) |
| 168'9" | Al Vanasse (Hope, Providence, RI) |

HAMMER THROW (16 lb)

| | |
|---------|---|
| 180'0" | **Alvin Jackson (Classical, Providence, RI) |
| 152'10" | Dom Djerrasi (Madison, Brooklyn, NY) |

JAVELIN THROW

| | |
|--------|---------------------------------------|
| 247'1" | Bob Obee (Wyandotte, Kans City, Kans) |
|--------|---------------------------------------|

| | |
|---------|--|
| 244'10" | *Craig Stiles (Malta, Mont) |
| 241'1" | *Richard George (Millard, Fillmore, Utah) |
| 239'5" | Stiles |
| 238'8" | Jack Hall (Pulaski, New Britain, Conn) |
| 237'4" | Hall |
| 235'8" | Obee |
| 233'10" | George |
| 233'9" | Obee |
| 231'5" | Stiles |
| 231'2" | Dave Melville (Enterprise, Ore) |
| 228'5" | Rick Davis (Central Linn, Halsey, Ore) |
| 226'1" | *Don Cliver (Central Linn, Halsey, Ore) |
| 226'0" | Gary Quitsland (Bainbridge, Bnbg Is, Wa) |
| 226'0" | Jim Williams (Bi Miega, Shaw Miss, Kans) |
| 225'8" | Donald Fisher (Cedar Grove, NJ) |
| 223'9" | Greg Hunnicutt (Roseburg, Ore) |
| 223'7" | Sam Strickland (Putnam, Milwaukie, Ore) |
| 222'7" | *Steve Maryanski (Thurston, Sprnfl, Ore) |
| 222'4" | John Clark (Titusville, Pa) |
| 221'9" | Dennis Durham (Marshall, Portland, Ore) |
| 221'8" | Steve Hopkins (Grant, Portland, Ore) |
| 221'2" | **Rod Ewaliko (Gervais, Ore) |
| 219'11" | Ken Richard (Breaux Bridge, La) |
| 218'6" | Ed O'Neil (Warren, Pa) |
| 217'6" | Ken LaBlanc (Derby, Kans) |
| 215'9" | Jim Stites (Millville, NJ) |
| 214'3" | Randy Hutchinson (Marshall, Portland, Ore) |
| 214'2" | Ron Bamberg (Woodlawn, Shreveport, La) |
| 213'5" | John Summers (Salina, Kans) |
| 212'0" | Greg Oveson (Wallowa, Ore) |
| 211'5" | Mike Chapman (Pope Paul, Haddonfield, NJ) |
| 210'7" | Dan Plute (Hellgate, Missoula, Mont) |
| 210'5" | Dave Kiser (Clarion, Pa) |
| 210'2" | Joe Cosentino (LaSalle Acad, Providence, RI) |
| 209'6" | Kevin Reimer (Dallas, Ore) |

DECATHLON

| | |
|------|---|
| 6656 | Kenny Kring (Santa Maria, Calif) |
| 6607 | Kring |
| 6431 | Barry Schur (Palo Verde, Tucson, Ariz) |
| 6317 | Schur |
| 6314 | Kring |
| 6137 | Mark Mondschein (Haverford, Havertown, Pa) |
| 6129 | Kring |
| 5822 | Mike Spenger (Bishop McDevitt, Wyncote, Pa) |
| 5821 | **Brian Mondschein (Haverford, Havertown, Pa) |
| 5655 | Mike Melichar (Tempe, Ariz) |
| 5617 | *Jim Wood (Pleasant Hill, Calif) |
| 5538 | Alex Stencil (Bayonne, NJ) |
| 5421 | David Hamer (Santa Barbara, Calif) |
| 5340 | Mike McDonald (East, Phoenix, Ariz) |
| 5044 | *Ed Miller (Pleasant Hill, Calif) |
| 5032 | Raymond Jackson (Maryvale, Phoenix, Ariz) |
| 5015 | Mike Gray (S Mountain, Phoenix, Ariz) |
| 5014 | Bill Gordon (Palo Verde, Tucson, Ariz) |

440 YARD RELAY

| | |
|-------|---|
| 40.2 | Lincoln, Dallas, Tex (Delley, J. Pouncy, Shaw, G. Pouncy) |
| 40.7n | Anderson, Austin, Tex (Chambers, Gantt, Roberts, Alexander) |
| 41.0 | Lincoln |
| 41.0n | Smiley, Houston, Tex (Roaches, Wilson, Wheeler, Williams) |
| 41.2 | Castlemont, Oakland, Calif (Pruitt, Turner, Irvin, Gibson) |
| 41.2 | El Cerrito, Calif (Smith, Battles, Lewis, Burns) |
| 41.2n | North Dallas, Dallas, Tex (Lindsey, Thompson, Graves, Smith) |
| 41.3 | Lincoln |
| 41.3 | Anderson |
| 41.3 | Lincoln |
| 41.3 | Castlemont |
| 41.3h | Lincoln |
| 41.3 | El Cerrito |

1970 Outdoor List

| | |
|--------|--|
| 41.3 | Estacado, Lubbock, Tex (Gibson, Lethbridge, Benson, Hall) |
| 41.4 | Palo Duro, Amarillo, Tex |
| 41.4n | Permian, Odessa, Tex (Jarman, West, Pearce, Ocker) |
| 41.4h | Santa Ana, Calif (Winstead, Harrell, Davis, White) |
| 41.5 | Lincoln, Port Arthur, Tex (Baker, Broussar, Rideaux, Perry) |
| 41.5 | Pittsburg, Calif (Smith, Davis, Adams, Ligons) |
| 41.5 | Berkeley, Calif (Griffin, Arndt, Bennett, Odom) |
| 41.5n | Edison, Stockton, Calif (Harrell, Montgomery, Roe, Gray) |
| 41.6 | Kashmere, Houston, Tex (Lee, Lewis, Gamble, Williams) |
| 41.6n | Ray, Corpus Christi, Tex |
| 41.6 | Compton, Calif (Dashiell, Peppers, Clayton, Alexander) |
| 41.7 | Edison, Fresno, Calif |
| 41.7nh | Hamilton, Los Angeles, Calif (Reddick, Jackson, White, Thomas) |
| 41.8 | Abilene, Tex (Turner, Cobb, Brooks, Brown) |
| 41.8n | Worthing, Houston, Tex |
| 41.8n | South Oak Cliff, Dallas, Tex (Nichols, McGraw, Williams, Jefferson) |
| 41.8n | Elmore, Houston, Tex |
| 41.8 | Bakersfield, Calif |
| 41.8 | East, Bakersfield, Calif |
| 41.8nh | Centennial, Compton, Calif |
| 41.8 | Hoover, Fresno, Calif |
| 41.9 | Pemberton, Marshall, Tex |
| 41.9 | Tascosa, Amarillo, Tex |
| 41.9n | Killeen, Tex |
| 41.9 | Groesbeck, Tex (Asberry, Rhodes, Lockhart, Graves) |
| 41.9 | Highland, Albuquerque, NM (Proctor, Bowers, Landrum, Powdrell) |
| 41.9n | Dominguez, Compton, Calif (Kirk) |

880 YARD RELAY

| | |
|---------|--|
| 1:26.9 | Bogalusa, La (Short, Jacobs, Peters, Washington) |
| 1:27.5 | Compton, Calif |
| 1:27.5 | Anderson, Austin, Tex |
| 1:27.5 | Scotlandville, Baton Rouge, La (Worthy, Robertson, Washington, Hulbert) |
| 1:27.5h | Highland, Albuquerque, NM (Proctor, Bowers, Day, Powdrell) |
| 1:27.5 | Boys, Brooklyn, NY (Johnson, Buchanan, Jones, Hardware) |
| 1:27.6 | Kashmere, Houston, Tex (Lewis, Gamble, Edmondson, Williams) |
| 1:27.6 | Midland, Tex |
| 1:27.6 | Anacostia, Washington, DC (Dempsey, Colbert, Raeford, Moss) |
| 1:27.6 | El Cerrito, Calif (Walker, Battles, Lewis, Burns) |
| 1:27.6n | McKinley, Baton Rouge, La (Jarman, Spearman, Davis, Brown) |
| 1:27.6n | Terrebone, Houma, La (Smith, Jones, Morgan, Boquet) |
| 1:27.6 | Anacostia |
| 1:27.6 | Highland |
| 1:27.6 | Evanston, Ill (Bridges, Starkes, Allston, Jones) |
| 1:27.6 | Summer, St Louis, Mo (Williams, McDaniels, Wynn, Love) |
| 1:27.7 | Central, Miami, Fla |
| 1:27.8h | Northwestern, Miami, Fla |
| 1:27.8 | Poly, Long Beach, Calif (Anderson, Coates, Batiste, Ellison) |
| 1:27.8 | Kennedy, Cleveland, Ohio |

ONE MILE RELAY

| | |
|----------|---|
| 3:12.2 | Lincoln, Dallas, Tex (Shaw, G. Pouncy, Medlock, J. Pouncy) |
| 3:14.7n | Anderson, Austin, Tex (Harris, Revada, Alexander, Gantt) Anderson |
| 3:15.2 | Jones, Houston, Tex |
| 3:15.3 | (Hunt, Dunigan, Davis, Grant) |
| 3:15.4 | Lincoln, Jersey City, NJ (Dolmo, Frierson, Ross, Davis) |
| 3:15.5 | Lincoln |
| 3:15.6 | Los Altos, Calif (Thompson, Davis, Andrew, Brown) |
| 3:15.7 | Anderson |
| 3:15.7n | Poly, Fort Worth, Tex (C. Williams, Chance, Peacock, L. Williams) |
| 3:15.8 | Los Altos |
| 3:16.0n | Mount Vernon, NY (Groom, Patterson, Singleton, Collins) |
| 3:16.2 | Washington, Tulsa, Okla (Alexander, Winesberg, Connor, Morris) |
| 3:16.4n | Hillcrest, Dallas, Tex (Hessian, Monor, Krause, Aldridge) |
| 3:16.4 | Morningside, Inglewood, Calif (Hall, Keeling, Shaw, Hicks) |
| 3:16.5 | Boys, Brooklyn, NY (White, Sherrill, Davis, Gordon) |
| 3:16.6n | Poly, Long Beach, Calif |
| 3:16.8 | Wissahickon, Ambler, Pa (Cupid, Weldon, Curtis, Warner) |
| 3:16.8nh | Tech, Oakland, Calif |
| 3:16.9n | Dominguez, Compton, Calif |
| 3:17.2n | Midwest City, Okla |
| 3:17.2n | Tennent, Warminster, Pa (Agnew, Andrew, Davidson, Heidelberger) |
| 3:17.2 | Castlemont, Oakland, Calif (Morgan, Curry, Marshall, Burks) |
| 3:17.4n | Charlton-Pollard, Beaumont, Tex |
| 3:17.4 | Cardozo, Washington, DC (Johnson, DuBose, Hunt, Richardson) |
| 3:17.4nh | Los Angeles, Calif |
| 3:17.5 | Anacostia, Washington, DC (Dempsey, Raeford, Moss, Colbert) |
| 3:17.5n | Edinburg, Tex |
| 3:17.5 | Blair, Pasadena, Calif (Barton, Cook, K. Johnson, R. Johnson) |
| 3:17.6 | Wheatley, San Antonio, Tex (Holmes, Davis, Sullivan, Evans) |
| 3:17.7 | Soldan, St Louis, Mo (Harvey, Townsend, Smith, Byndom) |
| 3:17.7 | Indianola, Iowa (Fromm, Patrick, Crawford, Kuehl) |
| 3:17.7n | Fountain Valley, Calif |
| 3:17.8h | South Oak Cliff, Dallas, Tex |
| 3:17.9h | Fordham Prep, Bronx, NY |
| 3:17.9nh | Wichita Falls, Tex |
| 3:17.9n | Pasadena, Tex |
| 3:17.9n | Roosevelt, Washington, DC |

TWO MILE RELAY

| | |
|---------|--|
| 7:44.2 | Penn Hills, Pittsburgh, Pa |
| 7:46.4n | North Allegheny, Pittsburgh, Pa (Smith, Diesel, Thomas, Hillman) |
| 7:47.0 | North Allegheny |
| 7:47.8 | Clinton, Iowa (Kruse, Schafer, Frazier, Curtis) |
| 7:48.8n | Penn Hills |
| 7:49.0 | Dulaney, Lutherville-Timonium, Md (Dunkerton, Drabowski, Schubert, Wheeler) |
| 7:49.2 | Catholic, Roselle, NJ (Ghuzzi, Maffey, Migliorini, Savage) |
| 7:49.4 | Clinton |
| 7:49.8 | Fordham Prep, Bronx, NY (Segre, Doyle, Mahon, Anastasio) |
| 7:50.0n | Power Memorial, NYC, NY |

1970 Outdoor List

- (Vera, Jakimetz, Naudain, Colon)
 7:50.2n Tennent, Warmminster, Pa
 (Andrews, Davidson, Lewis, Heidelberger)
 7:50.4n Catholic, Paramus, NJ
 (Fritzky, DeLorenzo, Conheeny, Artola)
 7:50.6n Central, Davenport, Iowa
 (Newell, Wiese, Garrow, Williams)
 7:52.4n Mount Lebanon, Pittsburgh, Pa
 7:52.6 Jones, Houston, Tex
 (Dunigan, Davis, Goodman, Grant)
 7:53.6n Farrell, Staten Island, NY
 7:54.2n St Helena, Bronx, NY
 7:54.6n New Dorp, Staten Island, NY
 7:54.6 Lake Oswego, Ore

FOUR MILE RELAY

- 17:42.6 Mira Costa, Manhattan Beach, Calif
 (Avery, Lanz, Johnson, Murray)
 17:45.6 Power Memorial, NYC, NY
 (Walsh, Barbary, Naudain, Colon)
 17:46.2n Helix, La Mesa, Calif
 17:46.8 Clairemont, San Diego, Calif
 (Burns, Lord, Novak, Harper)
 17:47.6n Helix
 17:48.6 Shaker Heights, Ohio
 (Hopwood, Brown, Jim Kramer, Jeff Kramer)
 17:55.8 Proviso West, Hillside, Ill
 (Adams, Letter, Hurt, Rubert)
 17:58.2n San Marino, Calif
 17:58.6 Notre Dame, Harper Woods, Mich
 (Coppens, Geck, Champine, Brown)
 17:58.8 Ramapo, Franklin Lakes, NJ
 (Couse, Weicksel, Clearihue, Elliot)
 18:05.8 Bergen Catholic, Oradell, NJ
 (Smith, Roberts, Mahon, Herko)
 18:07.2 McKinley, Niles, Ohio
 18:09.2 Bishop Loughlin, Brooklyn, NY
 18:09.2n Essex Catholic, Newark, NJ
 (Liquori, Detata, Lee, Bazo)
 18:10.0 Berkeley, Calif
 18:10.6n Rice, NYC, NY
 18:13.4 East, Bakersfield, Calif
 18:14.6n Sacred Heart, Yonkers, NY

SPRINT MEDLEY RELAY

- 3:27.5 Del Norte, Albuquerque, NM
 (Pickle, Wales, MacDonald, Ramos)
 3:29.6n Highland, Albuquerque, NM
 3:29.6 Del Norte
 3:29.9 Bishop Dubois, NYC, NY
 (Baker, Lauturner, Bruce, Schappert)
 3:30.0n Fordham Prep, Bronx, NY
 3:30.2 El Cerrito, Calif
 3:30.2 Indianola, Iowa
 3:30.7 Rock Island, Ill
 (Taylor, Lewis, Seward, Frances)
 3:30.9 New Dorp, Staten Island, NY
 (Manookian, Else, Cimato, Walsh)
 3:31.0 McKinley, Baton Rouge, La
 3:31.0 Washington, Tulsa, Okla
 (Johnson, Winesberry, Morris, Conner)
 3:31.1n Landry, New Orleans, La
 3:31.2 Los Angeles, Calif
 (Peterson, Davis, King, Baxter)
 3:31.3n Poly, Long Beach, Calif
 3:31.3n Centennial, Compton, Calif
 3:31.4n Sandia, Albuquerque, NM
 3:31.5 Colonia, NJ
 (Fulton, Dave Kuntz, Maher, Dennis Kuntz)
 3:31.9 St Benedicts, Newark, NJ
 (Boynick, Scanlon, Wiesert, Sickles)
 3:32.0 Watertown, SD
 (Woldt, Byer, Meyers, Heidenreich)
 3:32.3 Pasadena, Tex
 (Smith, Mease, Brownlee, Hasson)

1 7-8 MILE MEDLEY RELAY

- 7:29.2 Lancaster, Ohio
 (Marshall, Bope, Bauman, Beaty)
 7:33.4 Scotch Plains, NJ
 (Proto, Wasilition, Cartier)
 7:38.0n Rhodes, Cleveland, Ohio
 (Meurer, Hertzling, Davison, Addison)
 7:38.2 Midpark, Berea, Ohio
 (O'Neal, Wagner, Ringler, Benson)
 7:38.2n Shaker Heights, Ohio

DISTANCE MEDLEY RELAY

- 10:12.0 El Modena, Orange, Calif
 (Frediman, Nelson, Woolley, White)
 10:13.4 Power Memorial, New York, NY
 (Jakimetz, Vera, Naudain, Colon)
 10:14.0 Poly, Long Beach, Calif
 (M. Robinson, P. Robinson, Cottrau, Chaffin)
 10:14.2n Catholic, Roselle, NJ
 (Sinnott, Gillar, Migliorini, Savage)
 10:15.6n El Modena
 10:16.6 Power Memorial
 10:17.4n Bishop Dubois, NYC, NY
 (Hidalgo, Baker, Bruce, Schappert)
 10:18.2n Rice, NYC, NY
 (Lyons, Lopez, Dwyer, Fikes)
 10:18.6 McKinley, Niles, Ohio
 (Tominez, Kountz, Hogan, Nagy)
 10:18.6 Power Memorial
 10:20.8n Bishop Loughlin, Brooklyn, NY
 (Mascali, Marlinowski, Beal, Kreppin)
 10:21.2n Technical, Brooklyn, NY
 10:21.8n Ramapo, Franklin Lakes, NJ
 (Couse, Miller, Clearihue, Elliot)
 10:22.6 Oceanside, Calif
 (Iuli, Magdaleno, Martin, Heredia)
 10:23.4n Madison, San Diego, Calif
 (Ellertson, Wilson, Mowry, Hollingsworth)
 10:23.8 South, Wichita, Kans
 (Degarmo, Parker, Slayton, Houchin)
 10:24.0 Sewanhaka, Floral Park, NY
 10:24.0 Essex Catholic, Newark, NJ
 (Rapp, Casey, Brennan, Keogh)

480 HIGH HURDLE RELAY

- 59.9 Cupertino, Calif
 60.2 St Josephs, Metuchen, NJ
 (McEvoy, Lynch, Mayo, Dolan)
 60.4 Castlemont, Oakland, Calif
 60.8 Dulaney, Lutherville-Timonium, Md
 (Moore, Florenz, Paulis, Lardieri)
 61.6 St Joseph, Montvale, NJ
 (Tarulli, Collier, Byrnes, Hauck)
 61.7 Kirkwood, Mo
 61.8 New Milford, NJ
 61.8 Metuchen, NJ
 61.9 Fresno, Calif
 (Lyons, Larsen, Elders, Cox)

480 HIGH-LOW HURDLE RELAY

- 54.7 Roosevelt, Dayton, Ohio
 (Hill, J Parks, Rudd, D Parks)
 56.4 Chillicothe, Ohio
 56.7 St Joseph, Cleveland, Ohio

480 LOW HURDLE RELAY

- 54.2 Santa Ana, Calif
 54.3n Orange, Calif
 54.7 Metuchen, NJ
 54.7 Madison Township, NJ
 54.9 Coatesville, Pa
 54.9 St Joseph's, Metuchen, NJ
 (Tarulli, Collier, Byrnes, Hauck)
 54.9 Soldan, St Louis, Mo

All-Time Outdoor List

compiled by Hugh Gardner

This all-time high school outdoor list includes for most major events the top 10 performances by high school athletes (except where ties necessitate longer listings)--at which point a line underscores the last of these. Regardless of whether one athlete or 10 athletes account for the top 10 performances, a total of 30 athletes (or more in case of ties of marks) is published for standard events--less for non-national events. In the performance section, when an athlete has more than one mark, only his last name and the year of his feat are listed--in indented form. More complete details are listed in the Statistical Explanation, inside front cover.

100 YARD DASH

| | | | |
|------------------|--|------|--|
| | | 9.5 | Charley Mitchell (Childress, Tex) 63 |
| | | 9.5 | Fred Ayer (Florida, Tallahassee, Fla) 63 |
| 9.3 | Bill Gaines (Clearview, Mullica Hill, NJ) 67 | 9.5 | Warren McVea (Brackenridge, S Ant, Tx) 63 |
| 9.3 | Gaines 67 | 9.5 | Frank McDonald (Lincoln, Talla, Fla) 63 |
| 9.3 | Gaines 67 | 9.5 | Tommie Smith (Lemoore, Calif) 63 |
| 9.3 | Willie McGee (Rowan, Hattiesburg, Miss) 69 | 9.5 | Charles Greene (O'Dea, Seattle, Wash) 63 |
| 9.4 | Jesse Owens (E Tech, Cleveland, Ohio) 33 | 9.5n | Craig Wallace (Dunbar, Dayton, Ohio) 63 |
| 9.4 | Jimmy Jackson (Alameda, Calif) 54 | 9.5 | Jerry Bradley (Hogan, Vallejo, Calif) 63 |
| 9.4 | Forrest Beaty (Hoover, Glendale, Calif) 62 | 9.5 | George Aldredge (H Park, Dallas, Tex) 64 |
| 9.4 | Jim Hines (McClymonds, Oakland, Calif) 64 | 9.5 | Clyde Duncan (North, Des Moines, Ia) 64 |
| 9.4 | Kirk Clayton (Scotlandville, BRouge, La) 66 | 9.5 | Aquine Jackson (Boy's Tech, Milwaukee) 64 |
| 9.4 | Willie Black (Trimble Tech, Ft Wth, Tex) 67 | 9.5 | Harold Busby (Muir, Pasadena, Calif) 65 |
| 9.4 | Jim Green (Eminence, Ky) 67 | 9.5 | Clyde Glosson (Wheatley, S Ant, Tex) 65 |
| 9.4 | Mel Gray (Montgomery, Santa Rosa, Cal) 67 | 9.5 | John Kennedy (Central, San Angelo, Tex) 65 |
| 9.4 | Ernie Williams (Columbia, W Clmba, Tex) 68 | 9.5 | Nelson Huff (Carver, Amarillo, Tex) 65 |
| 9.4 | Don Schneider (Watchung H, Wn Twp, NJ) 68 | 9.5 | Kent Lawrence (Daniel, Central, SC) 65 |
| 9.4 | Schneider 68 | 9.5 | Rich Jenkins (Lasuen, San Pedro, Calif) 65 |
| 9.4 | Ed Kubicek (Lockett, Vernon, Tex) 68 | 9.5 | Emmett Taylor (East, Akron, Ohio) 65 |
| 9.4 | Herb Washington (Central, Flint, Mich) 68 | 9.5 | Ralph Wise (Pasadena, Calif) 65 |
| 9.4 | Washington 68 | 9.5 | Roy Frazier (Market, Warren, Ohio) 65 |
| 9.4 ⁹ | Gaines (San Jose, Calif) 68 | 9.5 | Richmond Flowers (Lanier, Mont, Ala) 65 |
| 9.4 | McGee 69 | 9.5 | Mack Herron (Farragut, Chicago, Ill) 65 |
| 9.4n | Gerald Tinker (Coral Gables, Fla) 69 | 9.5 | Harvey Mitchell (Woodward, Toledo, O) 66 |
| 9.4n | Dave Perkins (Westwood, Mesa, Ariz) 69 | 9.5 | Reggie Robinson (BT Wash, W Falls, Tx) 66 |
| 9.4 | Gene Pouncy (Lincoln, Dallas, Tex) 70 | 9.5 | Ronnie Ray Smith (Man Arts, Los Angl) 66 |
| 9.5 | Frank Wykoff (Glendale, Calif) 28 | 9.5 | Merlin Eck (Greenville, Tex) 66 |
| 9.5 | Carl Nelson (Clinton, Iowa) 33 | 9.5 | Julio Meade (Jackson, Cam Hts, NY) 66 |
| 9.5 | Harvey Kelsey (Phillips Ac, Andover, M) 41 | 9.5 | Phil Underwood (Dorsey, Los Angeles) 66 |
| 9.5 | Wendell Davis (Kemp, Bryan, Tex) 47 | 9.5 | Clyde Peach (Brebeuf, Indnapls, Ind) 66 |
| 9.5 | Jim Caffey (Lyons, LaGrange, Ill) 50 | 9.5 | J. D. Hill (Edison, Stockton, Calif) 66 |
| 9.5 | Hodges Broussard (Hebert, Bmont, Tex) 56 | 9.5 | Walt Henderson (Canton, Ohio) 66 |
| 9.5 | Bobby Poynter (Pasadena, Calif) 56 | 9.5 | Onia Bates (Grant, Portland, Ore) 66 |
| 9.5 | Al Phillips (Montclair, NJ) 56 | 9.5 | Howard Williams (Muir, Pasadena, Cal) 67 |
| 9.5 | Jerry White (Corcoran, Calif) 56 | 9.5 | Clarence Howard (Terrell, Ft Wth, Tx) 67 |
| 9.5 | Willie White (Jefferson, Los Angeles) 56 | 9.5 | Jack Phillips (Clark, Opelousas, La) 67 |
| 9.5 | Preston Griffin (Centennial, Cmpnt, Cal) 57 | 9.5 | Cliff Branch (Worthing, Houston, Tex) 67 |
| 9.5 | Paul Drayton (Cath Lat, Cleveland, Ohio) 57 | 9.5 | Mel Caraway (Grand Prairie, Tex) 67 |
| 9.5 | Sid Garton (New Boston, Tex) 58 | 9.5 | Cal Hinderman (Beeville, Tex) 67 |
| 9.5 | Jim Puckett (Cove, Ore) 58 | 9.5 | Jimmy White (S Houston, Tex) 67 |
| 9.5 | Hubie Watson (Jordan, Los Angeles, Cal) 59 | 9.5 | Terry Moore (Borger, Tex) 67 |
| 9.5 | Ray Etherly (Albuquerque, NM) 60 | 9.5 | Mark Lewis (Lockett, Vernon, Tex) 67 |
| 9.5 | Henry Carr (Northwestern, Detroit, Mich) 61 | 9.5 | Johnny Gentry (Ector, Odessa, Tex) 67 |
| 9.5 | Herman Harville (Jefferson, Los Angeles) 62 | 9.5 | Aaron Thompson (Clark, Opelousas, La) 67 |
| 9.5 | George Anderson (McKinley, B Rouge, La) 62 | 9.5 | Don Jackson (McKinley, Baton Rouge, La) 67 |
| 9.5 | Larry Sapp (Bonita, LaVerne, Calif) 62 | 9.5 | Jim Kirby (N, Des Moines, Ia) 67 |
| 9.5 | Dick Stebbins (Fremont, Los Angeles) 62 | 9.5 | Dave Masters (El Cerrito, Calif) 67 |
| 9.5n | Ed Smith (Fremont, Los Angeles, Calif) 62 | 9.5n | Dan Moore (Fremont, Los Angeles) 67 |
| 9.5 | Doug Ealy (Xavier, New Orleans, La) 62 | 9.5 | Ivory Crockett (Webster Groves, Mo) 68 |
| 9.5 | Steve Leddy (Central, San Angelo, Tex) 62 | 9.5 | Bobby Steck (B Hill, Mont Belview, Tex) 68 |
| 9.5 | Jerry Williams (Berkeley, Calif) 62 | 9.5n | Jim Harris (Roth, Dayton, Ohio) 68 |
| 9.5 | Dave Mann (Lee, Jacksonville, Fla) 62 | 9.5n | Bob Ware (Glenville, Cleveland, Ohio) 68 |
| 9.5 | Chris Shea (College, Boston, Mass) 62 | 9.5n | Willie Wallace (Northern, Flint, Mich) 68 |
| 9.5 | Jerry Krumeich (E Cath, Newark, NJ) 62 | 9.5 | Al Coffee (Lee, Baton Rouge, La) 68 |
| 9.5 | Bernie Rivers (Washington, E Chicago) 62 | 9.5 | Warren Edmonson (Oakland, Calif) 68 |
| 9.5 | Charley White (Worthing, Houston, Tex) 62 | 9.5 | Ken Curl (Worthing, Houston, Tex) 68 |
| 9.5 | John House (Muir, Pasadena, Calif) 63 | 9.5 | Ken Jones (S Bakersfield, Calif) 68 |

All-Time Outdoor List

| | | | |
|--------------------|---|-------|--|
| 9.5 | Henry Basey (Horace Mann, L Rock, Ark)68 | 9.4 | Monte Stratton (Breckenridge, Tex) 65 |
| 9.5 | DeWitt Belcher (McKin Tech, Wash, DC) 68 | 9.4n | Carl Hight (Liberty, Tex) 65 |
| 9.5n | Bob Ballard (Bellflower, Calif) 68 | 9.4 | Phil Underwood (Dorsey, Los Angeles) 66 |
| 9.5 | Marcus Mitchell (West, Denver, Colo) 68 | 9.4 | Merlin Eck (Greenville, Tex) 66 |
| 9.5 | Phil Lusk (Moody, C Christi, Tex) 69 | 9.4 | Bob Walker (Elmore, Houston, Tex) 66 |
| 9.5 | Roy Davis (Dunbar, Lubbock, Tex) 69 | 9.4 | Freddie Wiseman (Wheatley, S Anton, Tex)66 |
| 9.5 | Al Hearvey (Los Angeles, Calif) 69 | 9.4 | Ed James (Madison, Dallas, Tex) 67 |
| 9.5 | Seaborn Bowens (Kenn, Sacram, Calif) 69 | 9.4 | Robert Medlock (Grand Prairie, Tex) 67 |
| 9.5 | Jackie White (Santa Ana, Calif) 69 | 9.4 | Mel Caraway (Grand Prairie, Tex) 67 |
| 9.5 | Carl Lowe (North, Little Rock, Ark) 69 | 9.4n | Mark Lewis (Lockett, Vernon, Tex) 67 |
| 9.5 | Rich Villicelli (Proviso W, Hillside, Ill) 69 | 9.4 | Clarence Howard (Terrell, Ft Worth, Tx)67 |
| 9.5 | Donnie Morris (Palo Duro, Amrlo, Tx) 69 | 9.4 | Robert Taylor (Scott, Tyler, Tex) 67 |
| 9.5n | Frank Johnson (Wyandotte, K Cty, Kans) 69 | 9.4 | Herb Miller (Jefferson, El Paso, Tex) 68 |
| 9.5n | Willie Robinson (El Centro, Calif) 69 | 9.4 | Ira Gordon (Tidehaven, El Maton, Tex) 68 |
| 9.5n | Bob Hauk (St Joseph, Montvale, NJ) 69 | 9.4 | Al Hearvey (Los Angeles, Calif) 69 |
| 9.5n | Ken Thompson (Killian, Miami, Fla) 69 | 9.4 | John Smith (Brenham, Tex) 69 |
| 9.5n | Larry Mathews (Stadium, Tacoma, Wash)69 | 9.4 | Harvey Ryan (Tucumseh, Okla) 69 |
| 9.5 | Ray Robinson (Lakeland, Fla) 70 | 9.4 | Lee Lewis (Kashmere, Houston, Tex) 70 |
| 9.5 | Ron Barther (Butler, Jacksonville, Fla) 70 | 9.4 | Kent Merritt (Lane, Charlottsville, Va)70 |
| 9.5n | Joe Pouncy (Lincoln, Dallas, Tex) 70 | 9.4 | J. T. Hollins (McKinney, Tex) 70 |
| 9.5 | Amos Sumpter (S Dade, Homestead, Fla)70 | 9.4 | Bill Warner (DeLaSalle, Kans City, Mo) 70 |
| 9.5 | M. L. Best (Falfurrias, Tex) 70 | 9.4n | Robert Salsberry (Ruston, La) 70 |
| 9.5 | Sam Burns (El Cerrito, Calif) 70 | 9.4 | Levine Burgess (En, Washington, DC) 70 |
| 9.5 | Larry Kirk (Dominguez, Compton, Calif)70 | 9.4n | Ralph Ligon (Pittsburg, Calif) 70 |
| 9.5 | Darwin Bond (Dob-Ben, Kingsport, Tenn)70 | 9.4n | Ed Jones (Lincoln, Jersey City, NJ) 70 |
| 9.5 | Bob Bolden (Hamlin, Tex) 70 | 9.4n | Mark Lutz (Mayo, Rochester, Minn) 70 |
| 9.5 | Kent Merritt (Lane, Charlottesville, Va) 70 | 9.4h | Marshall Dill (Nl, Detroit, Mich)70 |
| 9.5 | Harold Porter (E Jeffs, Metairie, La) 70 | 9.4h | Wilson Morris (Wilson, Tacoma, Wash) 70 |
| 9.5n | Joe Sincere (Washington, N Orleans, La)70 | | Questionable timing: |
| 9.5 | Glen Love (Sumner, St Louis, Mo) 70 | 9.4 | Trenton Jackson (Franklin, Rochester, NY)61 |
| 9.5 | Mike Sands (Sheepshead, Brooklyn, NY) 70 | 9.4 | Jerry Williams (Berkeley, Calif) 63 |
| 9.5 | Harold Williams (Newton, Elmhurst, NJ)70 | 9.4 | Johnny James (Perris, Calif) 64 |
| Wind-aided: | | | |
| 9.1 | Reggie Robinson (BT Wash, W Falls, Tex)66 | | 100 METER DASH |
| 9.2 | John House (Muir, Pasadena, Calif) 63 | 10.2 | Bill Gaines (Clearview, Mull Hill, NJ) 66 |
| 9.2 | Larry Highbaugh (Wash, Indianapolis, Ind)67 | 10.2 | Gaines 67 |
| 9.2 | Jim Hunter (Fidelity Manor, G Park, Tex)68 | 10.2 | Gaines (San Jose, Calif) 68 |
| 9.2 | Ray Robinson (Lakeland, Fla) 70 | 10.3n | Gaines 68 |
| 9.3 | R. L. Lasater (Big Spring, Tex) 60 | 10.4n | Vern Blenkiron (Compton, Calif) 21 |
| 9.3 | Zeak Williams (Hobbs, NM) 62 | 10.4 | Eddie Morris (Huntington Beach, Calif) 40 |
| 9.3 | Clyde Duncan (North, D Moines, Ia) 64 | 10.4n | Preston Griffin (Centennial, Compton, Cal)57 |
| 9.3 | Bill Hurd (Manassas, Memphis, Tenn) 65 | 10.4n | Hubie Watson (Jordan, Los Angeles, Calif) 60 |
| 9.3 | Cliff Branch (Worthing, Houston, Tex) 66 | 10.4n | Gaines 68 |
| 9.3 | Willie Black (Trimble Tch, Ft Wrth, Tx) 67 | 10.4 | Mike Sands (Sheepshead, Brooklyn, NY)70 |
| 9.3n | Jim Green (Eminence, Ky) 67 | | Wind-aided: |
| 9.3n | Ken Curl (Worthing, Houston, Tex) 68 | 10.3 | Jesse Owens (E Tech, Cleveland, Ohio) 32 |
| 9.3 | Larry Hughes (Levelland, Tex) 68 | 10.3 | Hubie Watson (Jordan, Los Angeles, Calif) 60 |
| 9.3 | Wade Williams (Kirkpatrick, Ft W, Tex) 68 | 10.3n | Bob Ballard (Bellflower, Calif) 68 |
| 9.3 | Harold Porter (E Jfsn, Metairie, La) 70 | | 220 YARD DASH (Straight) |
| 9.3 | James Carter (East, Wichita, Kans) 70 | 20.2 | Forrest Beaty (Hoover, Glendale, Calif) 61 |
| 9.3n | Glen Love (Sumner, St Louis, Mo) 70 | 20.4 | Beaty 62 |
| 9.4 | Bill Woodhouse (Mason City, Ia) 55 | 20.5 | Leamon King (Delano, Calif) 53 |
| 9.4 | Roscoe Cook (San Diego, Calif) 57 | 20.5n | Ralph Turner (Burroughs, Burbank, Calif)63 |
| 9.4 | Preston Griffin (Centennial, Compt, Cal)57 | 20.5 | Jerry Williams (Berkeley, Calif) 63 |
| 9.4 | John Bob Thomas (N Side, Ft Worth, Tx)58 | 20.5 | Harold Busby (Muir Pasadena, Calif) 65 |
| 9.4 | Jim Puckett (Cove, Ore) 58 | 20.5 | Busby 65 |
| 9.4 | Pat Mitchell (Gainesville, Tex) 59 | 20.5 | Busby 65 |
| 9.4 | Ray Etherly (Albuquerque, NM) 59 | 20.5 | Phil Underwood (Dorsey, Los Angeles) 66 |
| 9.4n | Dennis Duncan (Henderson, Tex) 60 | 20.5 | Larry Highbaugh (Washington, Indpls, Ind)67 |
| 9.4 | Junior Morrison (San Bernardino, Calif) 61 | 20.5 | Don Schneider (Wchgt Hills, Wrren Twp, NJ)67 |
| 9.4 | Henry Carr (Northwestern, Detroit, Mich)61 | 20.6 | Mel Clipper (Muir, Pasadena, Calif) 58 |
| 9.4 | Tom Cohen (Atlantic City, NJ) 62 | 20.6 | Ray Wesley (Carver, Houston, Tex) 60 |
| 9.4 | Don Parkhurst (Lee, Baytown, Tex) 62 | 20.6 | Henry Carr (Northwestern, Detroit, Mi) 60 |
| 9.4 | Steve Adams (Grossmont, Calif) 62 | 20.6 | Ted Nelson (Andrews, Tex) 61 |
| 9.4 | Vernus Ragsdale (Lincoln, San Diego) 62 | 20.6 | Zeak Williams (Hobbs, NM) 62 |
| 9.4 | Dick Stebbins (Fremont, Los Angeles) 62 | 20.6 | Dave Mann (Lee, Jacksonville, Fla) 62 |
| 9.4 | George Aldredge (Highland Pk, Dallas) 63 | 20.6 | Ralph Wise (Pasadena, Calif) 65 |
| 9.4 | Jim White (Sunset, Dallas, Tex) 63 | 20.6 | J. D. Hill (Edison, Stockton, Calif) 66 |
| 9.4 | Willie Dawson (Melrose, Memphis, Tenn)63 | 20.6 | Bill Gaines (Clearview, Mull Hill, NJ) 66 |
| 9.4 | Charles Greene (O'Dea, Seattle, Wash) 63 | 20.6 | Jim Green (Eminence, Ky) 67 |
| 9.4 | Gene Milton (Howard Ac, Ocala, Fla) 64 | | Wind-aided: |
| 9.4 | Craig Wallace (Dunbar, Dayton, Ohio) 64 | 20.0 | Henry Carr (Northwestern, Detroit, Mi) 61 |
| 9.4 | Harold Busby (Muir, Pasadena, Calif) 65 | 20.0 | Eli Myers (Tolleston, Gary, Ind) 65 |
| 9.4 | Clyde Glosson (Wheatley, S Antonio, Tx) 65 | 20.0 | Jim Green (Eminence, Ky) 67 |
| 9.4 | Ellis Winkle (Midwest City, Okla) 65 | 20.0 | Gerald Arline (N Dade, Miami, Fla) 63 |
| 9.4 | Glen Long (Douglass, Okla City, Okla) 65 | 20.1 | |

All-Time Outdoor List

| | | | |
|-------|--|-----------------------------|---|
| 20.2 | Bernie Rivers (Washington, E Chicago) 63 | 46.7n | Larry Black (Killian, Miami, Fla) 69 |
| 20.3 | Preston Griffin (Centennial, Compton) 57 | 46.8 | Julio Meade (Jackson, Cambria Hts, NY) 66 |
| 20.3 | Alvin Washington (Pelham, NY) 61 | 46.9 | Lee Evans (Overfelt, San Jose, Calif) 65 |
| 20.3 | Vernus Ragsdale (Lincoln, San Diego) 62 | 46.9 | Mike Newton (Whittier, Calif) 67 |
| 20.4 | Jim Childs (Roswell, NM) 63 | 46.9n | Wayne Collett (Gardena, Calif) 67 |
| 20.4 | John House (Muir, Pasadena, Calif) 63 | 46.9 | Jimmy Evans (Waco, Tex) 68 |
| 20.4 | Jerry Williams (Berkeley, Calif) 63 | 46.9 | Rayceal Williams (Abilene, Tex) 68 |
| 20.4 | Julio Meade (Jackson, Cam Hts, NY) 66 | 46.9 | Darwin Bond (Dob-Benn, Kport, Tenn) 70 |
| 20.4 | Larry Highbaugh (Wash, Indianapolis) 67 | 47.0n | Dave Archibald (Leuzinger, Lndle, Calif) 61 |
| 20.4 | Harold Porter (E Jeff, Metairie, La) 70 | 47.0n | Freddie Banks (Jefferson, Los Angeles) 64 |
| 20.5 | J. Frank Daugherty (Olton, Tex) 53 | 47.0n | Andy Young (Jordan, L Beach, Calif) 68 |
| 20.5 | Bert Coan (Pasadena, Tex) 57 | 47.0n | Marvin Foster (Central, Kansas Cty, Mo) 69 |
| 20.5n | Bobby Staten (San-Diego, Calif) 57 | 47.1n | Ollie Matson (Washington, San Francisco) 48 |
| 20.5 | Bill Kemp (Car-Riv, Ft Worth, Tex) 59 | 47.1 | Bob Hanson (East, Wichita, Kans) 62 |
| 20.5 | Pat Mitchell (Gainesville, Tex) 59 | 47.1 | Bill Sims (Whittier, Calif) 69 |
| 20.5 | Arnold Tripp (Crawford, S Diego, Cal) 59 | 47.1 | Joe Aldridge (Hillcrest, Dallas, Tex) 70 |
| 20.5 | Billy Hill (Garland, Tex) 60 | 47.1 | Rick Brown (Los Altos, Calif) 70 |
| 20.5 | Ted Nelson (Andrews, Tex) 60 | 47.2 | Eddie Southern (Sunset, Dallas, Tex) 55 |
| 20.5 | Ray Etherly (Albuquerque, NM) 61 | 47.2n | Bruce Anderson (Muir, Pasadena, Cal) 61 |
| 20.5 | Larry Sapp (Bonita, LaVerne, Calif) 62 | 47.2 | Ray Bothwell (Jones, N Little Rock, Ark) 62 |
| 20.5 | Zeak Williams (Hobbs, NM) 62 | 47.2 | Jimmy White (S Houston, Tex) 66 |
| 20.5n | Gary Spreacker (Sandia, Albuq, NM) 63 | 47.2 | Mike Post (Paschal, Fort Worth, Tex) 67 |
| 20.5 | Charles Greene (O'Dea, Seattle, Wash) 63 | 47.2 | Jim Green (Eminence, Ky) 67 |
| 20.5 | John Figueroa (Sunnyvale, Calif) 64 | Wind-aided straight: | |
| 20.5 | Jim Young (Albuquerque, NM) 64 | 47.0 | Frank Sloman (Poly, San Francisco) 15 |
| 20.5 | Glen Long (Douglass, Okla City, Okla) 65 | | |
| 20.5n | Martin Boquet (Terrebone, Houma, La) 70 | | |

220 YARD DASH (Turn)

| | | | |
|-------|---|---------|---|
| 20.6 | Clyde Glosson (Wheatley, San Antonio) 65 | 1:48.8 | Richard Joyce (Sierra, Whittier, Calif) 65 |
| 20.6n | Gerald Tinker (Coral Gables, Fla) 69 | 1:49.0n | Clark Mitchell (Bakersfield, Calif) 65 |
| 20.7 | Phil Underwood (Dorsey, Los Angeles) 66 | 1:49.2n | Dennis Carr (Lowell, Whittier, Calif) 63 |
| 20.7 | Mel Gray (Montgomery, Santa Rosa, Cal) 67 | 1:49.2n | Bob Hose (Madison, San Diego, Calif) 64 |
| 20.8 | Glosson 65 | 1:49.3n | Mitchell 65 |
| 20.9 | Ray Etherly (Albuquerque, NM) 61 | 1:49.4 | Marcel Philippe (Mat Christi, Astoria, NY) 69 |
| 20.9 | George Aldredge (Hld Park, Dallas, Tex) 64 | 1:49.5 | John Drew (Memorial, Houston, Tex) 68 |
| 20.9 | Jim Hines (McClymonds, Oakland, Calif) 64 | 1:49.6n | John Brady (St Helena, Bronx, NY) 68 |
| 20.9 | Billy Walker (Morrow, Englewood, NJ) 65 | 1:49.8 | Brian McElroy (Massapequa, NY) 69 |
| 20.9 | Roy Frazier (Market, Warren, Ohio) 65 | 1:49.9 | Dave Morton (Memorial, Houston, Tex) 67 |
| 20.9 | Clyde Peach (Brebuft, Indianapolis, Ind) 66 | 1:49.9 | McElroy 69 |
| 20.9 | Gray 67 | 1:50.1n | Wilson Smith (Huntington, W Va) 68 |
| 20.9 | Dave Masters (El Cerrito, Calif) 67 | 1:50.1n | Dave Kaemerer (Thornridge, Dolton, Ill) 68 |
| 20.9 | Masters 67 | 1:50.2 | Joe Savage (Catholic, Roselle, NJ) 70 |
| 20.9 | Al Coffee (Lee, Baton Rouge, La) 68 | 1:50.3n | Jim Ryun (East, Wichita, Kans) 64 |
| 20.9 | Phil Lusk (Moody, C Christi, Tex) 69 | 1:50.4 | Larry Kelly (Maine E, P Ridge, Ill) 64 |
| 21.0 | Nelson Huff (Carver, Amarillo, Tex) 65 | 1:50.4n | Terry Rogers (Hilltop, Chula Vista, Calif) 66 |
| 21.0 | Danny Murphree (Friona, Tex) 65 | 1:50.4n | Frank Davis (Montclair, NJ) 68 |
| 21.0n | Bill Gaines (Clview, Mullica Hill, NJ) 67 | 1:50.5 | Bob Barratti (North, Wichita, Kans) 68 |
| 21.0 | Wayne Whigham (Anac, Washington, DC) 68 | 1:50.5n | Willie Blackmon (Wheatley, Houston, Tx) 69 |
| 21.0 | Marcus Mitchell (West, Denver, Colo) 68 | 1:50.6 | Tom Carroll (Fordham, Bronx, NY) 57 |
| 21.0 | Darwin Bond (Dob-Benn, K-port, Tenn) 70 | 1:50.6 | Tom Sullivan (St George, Evanston, Ill) 61 |
| | | 1:50.6 | Greg Jones (Poly, Long Beach, Calif) 68 |
| | | 1:50.6 | Bob Wheeler (Dulaney, Luth-Tim, Md) 70 |
| | | 1:50.6 | Rick Brown (Los Altos, Calif) 70 |
| | | 1:50.6 | Kevin Reabe (Wat-Kett, Drayton Plns, M) 70 |
| | | 1:50.8n | Ray Alaniz (Ray, Corpus Christi, Tex) 67 |
| | | 1:50.8 | Jimmy Jackson (Boys, Brooklyn, NY) 67 |
| | | 1:50.8 | Willie Thomas (Englewood, Chicago, Ill) 69 |
| | | 1:50.9n | George Coon (Miramonte, Orinda, Calif) 65 |
| | | 1:51.0 | Mark Winzenried (Monroe, Wisc) 67 |
| | | 1:51.0 | James Baxter (Los Angeles, Calif) 69 |
| | | | 800-meters: |
| | | 1:49.2 | Tom Carroll (Fordham, Bronx, NY) 57 |

440 YARD DASH

| | | | |
|-------|---|----------|---|
| 46.1 | Ulis Williams (Compton, Calif) 61 | 3:39.0n | Jim Ryun (East, Wichita, Kans) 64 |
| 46.3n | Williams 61 | 3:40.4n | Ryun 65 |
| 46.3 | Williams 61 | 3:41.6 | Ryun 65 |
| 46.4 | Williams 61 | 3:41.9n | Ryun 64 |
| 46.5 | Ted Nelson (Andrews, Tex) 61 | 3:43.5n° | Ryun 64 |
| 46.5 | Don Webster (Kennett Square, Pa) 61 | 3:44.0 | Ryun 65 |
| 46.6 | Dave Mills (Lakewood, Ohio) 58 | 3:44.4n | Ryun 64 |
| 46.6 | Ron Freeman (Jefferson, Elizabeth, NJ) 65 | 3:44.6n° | Gerry Lindgren (Rogers, Spokane, Wash) 64 |
| 46.6 | Larance Jones (Lemoore, Calif) 69 | 3:45.6n° | Marty Liquori (Essex Catholic, Newark, NJ) 67 |
| 46.7 | Jerry White (Corcoran, Calif) 56 | 3:46.1n | Ryun 64 |
| 46.7 | Webster 60 | 3:48.0n° | Tom Sullivan (St George, Evanston, Ill) 61 |
| 46.7 | Freeman 65 | 3:48.2 | Tony Colon (Power Memorial, NYC, NY) 70 |
| 46.7 | Dave Morton (Memorial, Houston, Tex) 67 | 3:49.1° | Steve Prefontaine (Mshfld, Coos Bay, Ore) 69 |
| 46.7 | Edsel Garrison (Centennial, Compton) 68 | | |

All-Time Outdoor List

3:51.1n Bill McLoughlin (Sac Heart, Yonkers, NY) 68
 3:52.0° Phil Burkswist (Lewis&Clark, Spokane, Wa)69
 3:52.3n° Archie San Romani Jr. (E, Wichita, Kans)59
 3:52.5° Dennis Carr (Lowell, Whittier, Calif) 62
 3:52.5 Rick Riley (Ferris, Spokane, Wash) 66

ONE MILE RUN

3:55.3 Jim Ryan (East, Wichita, Kans) 65
 3:56.8n Ryan 65
 3:58.1 Ryan 65
 3:58.3 Ryan 65
 3:59.0n Ryan 64
 3:59.4n Tim Danielson (Chula Vista, Calif) 66
 3:59.8n Marty Liquori (Es Cath, Newark, NJ)67
 4:00.1 Liquori 67
 4:01.1n Liquori 67
 4:01.5n Gerry Lindgren (Rogers, Spokane, Wash) 64
 4:03.5n Tom Sullivan (St George, Evanston, Ill) 61
 4:04.5 Art Dulong (Randolph, Mass) 66
 4:04.7n Rick Riley (Ferris, Spokane, Wash) 66
 4:05.1 Gary Bjorklund (Proctor, Minn) 69
 4:05.3 Don Vandrey (Valparaiso, Ind) 67
 4:06.0 Steve Prefontaine (Mfield, Coos Bay, Ore)69
 4:06.0 Tony Colon (Power Memorial, NYC, NY) 70
 4:06.3n Kurt Mench (Castle, Kanchoe, Ha) 70
 4:06.5n Jim Olson (Kirkwood, Mo) 65
 4:06.6n Bob Wheeler (Dulaney, Luth-Tim, Md) 70
 4:07.1 Andy Rubert (Proviso West, Hillside, Ill) 70
 4:07.2 Armando Valencia (Valley, El Cajon, Cal)67
 4:07.4 Robert Gonzales (Falfurrias, Tex) 67
 4:07.4 Doug Crooks (North, Eugene, Ore) 69
 4:08.0 Gary Lineburg (Oak Harbor, Wash) 66
 4:08.0n Peter Romero (Reedley, Calif) 67
 4:08.0 Scott Hiles (Madison Hts, Anderson, Ind)68
 4:08.2n Howell Michael (Harg Ac, Chatham, Va) 67
 4:08.4 Bobby Sahuque (Redemp, N Orleans, La) 69
 4:08.5 Carl Trentadue (Westminster, Calif) 65
 4:08.5 Reggie McAfee (Courter Tech, Cincti) 69
 4:08.7 Dennis Carr (Lowell, Whittier, Calif) 62
 4:08.7n Bruce Bowman (Prov W, Hillside, Ill) 65
 4:08.9 Archie San Romani Jr. (E, Wichita, Kans)59
 4:08.9 Bob Barratti (North, Wichita, Kans) 68
 4:08.9n Chuck Baker (Elkhart, Ind) 68

3000 METER RUN

8:33.0 Pat Mander (Morton East, Cicero, Ill) 70
 8:33.4° Randy James (Ferris, Spokane, Wash) 69
 8:47.4 Mike Ryan (Wilcox, Santa Clara, Calif) 64
 8:48.0 Garry Bjorklund (Proctor, Minn) 69
 8:49.2 Clayton Steink (South Salem, Ore) 60

TWO MILE RUN

8:41.6 Steve Prefontaine (Mshfld, C Bay, Ore) 69
 8:48.4 Rick Riley (Ferris, Spokane, Wash) 66
 8:48.8n Prefontaine 69
 8:53.6n° Gerry Lindgren (Rogers, Spokane, Wash) 64
 8:54.0 Mike Keogh (Essex Catholic, Newark, NJ) 70
 8:54.6 Peter Romero (Reedley, Calif) 67
 8:55.2° Lindgren 64
 8:55.2 Fred Ritcherson (Salesian, Los Angeles) 69
 8:55.2n Mark Hiefield (Milwaukie, Ore) 69
 8:55.4 Tim Danielson (Chula Vista, Calif) 66
 8:55.6 Ron Johnson (West, Torrance, Calif) 70
 8:56.4 Scott Hiles (Madison Hts, Anderson, Ind)68
 8:56.6 David Merrick (Lin-Way, New Lenox, Ill)70
 8:56.8 Rich Elliott (Proviso W, Hillside, Ill) 68
 8:57.0n Ralph Gabez (Berkeley, Calif) 66
 8:57.0 Ruben Chappins (Excelsior, Norwalk, Cal)69
 8:57.8 Mike Ryan (Wilcox, Santa Clara, Calif) 64
 8:57.8n Doug Brown (Notre Dame, H Woods, Mi)70
 8:58.8n Jim Chaffin (Poly, Long Beach, Calif) 70
 8:59.8n Dave White (El Modena, Orange, Calif) 69
 9:00.8 Art Dulong (Randolph, Mass) 65
 9:01.0 Otis Martin (Lincoln, San Diego, Calif) 67
 9:01.0n Ed Mendoza (Helix, La Mesa, Calif) 70
 9:01.6 Les Nagy (McKinley, Niles, Ohio) 70

9:02.2 Tom Davidson (Valley, El Cajon, Calif) 68
 9:02.6 Armando Valencia (Vall, El Caj, Calif) 67
 9:02.8n Eddie Granillo (E Bakersfield, Calif) 70
 9:03.0 Doug Crooks (North, Eugene, Ore) 69
 9:03.0 Bill Beaty (Lancaster, Ohio) 70
 9:03.0n Denis Fikes (Rice, NYC, NY) 70
 9:03.2 Randy James (Ferris, Spokane, Wash) 69
 9:03.2 Pat Mander (Morton East, Cicero, Ill) 70

THREE MILE RUN

13:17.0 Gerry Lindgren (Rogers, Spokane, Wash)64
 13:18.2n° Lindgren 64
 13:33.0n Lindgren 64
 13:35.6n° Rick Riley (Ferris, Spokane, Wash) 66
 13:43.0n Steve Prefontaine (Marshfield, C Bay, Ore)69
 13:49.8 Riley 66
 13:55.2 Lindgren 64
 13:56.0° Lindgren 64
 13:57.6 Riley 66
 13:58.2n° Rich Elliott (Proviso W, Hillside, Ill) 68
 14:01.0n Ron Stjern (Snohomish, Wash) 66
 14:01.2n Glen Herold (Watertown, Wisc) 69
 14:01.8n Jim Ryan (East, Wichita, Kans) 65
 14:11.4 Larry Greer (Lakewood, Calif) 70
 14:11.6n° Mike Ryan (Wilcox, Santa Clara, Calif) 65
 14:12.6n Art Dulong (Randolph, Mass) 65
 14:13.4n Denis Fikes (Rice, NYC, NY) 70
 14:13.6n Loren Kambestad (Bristol, SD) 69
 14:17.4n Steve Squires (Marshall, Portland, Ore) 67
 14:18.0n Brian MacPherson (Pal Ver, PV Est, Cal) 70
 14:19.8 Dave White (El Modena, Orange, Calif) 69
 14:20.0n Mike Butynes (Sterling, Somerdale, NJ) 70
 14:20.6n° Randy James (Ferris, Spokane, Wash) 69
 14:20.8n Bob Macias (Belmont, Los Angeles, Cal) 67
 14:21.8n Mike Petterson (East, Wichita, Kans) 65
 14:22.4 Kerry Hogan (Kirkwood, Mo) 68
 14:22.4n Dave Babiracan (Granada Hills, Calif) 70

5000 METER RUN

13:44.0n Gerry Lindgren (Rogers, Spokane, Wash) 64
 13:52.8n Steve Prefontaine (Mshfld, C Bay, Ore) 69
 13:58.6n Lindgren 64
 14:00.2n Rick Riley (Ferris, Spokane, Wash) 66
 14:07.4n Prefontaine 69
 14:13.8n Lindgren 64
 14:28.0n Rich Elliott (Proviso W, Hillside, Ill) 68
 14:32.6° Lindgren 64
 14:38.4n Prefontaine 69
 14:38.8n Mike Ryan (Wilcox, Santa Clara, Calif) 65
 14:48.2n Peter Romero (Reedley, Calif) 67
 14:48.4n Tuck Newport (Punahou, Honolulu, Ha) 67
 14:49.8 Randy James (Ferris, Spokane, Wash) 69

SIX MILE RUN

28:23.8° Gerry Lindgren (Rogers, Spokane, Wash) 64
 28:32.0° Lindgren 64
 29:11.4n Rick Riley (Ferris, Spokane, Wash) 66
 29:24.6n° Riley 66
 29:25.8n Chuck Smead (Santa Paula, Calif) 69
 29:35.6 Ron Stjern (Snohomish, Wash) 66
 30:10.6 Jim Isitt (Rogers, Spokane, Wash) 69
 30:11.0° Fred Ritcherson (Salesian, Los Angeles) 69
 30:18.0 Robert Yslas (Madera, Calif) 66
 30:19.6 Stjern 65
 30:31.0n Phil Burkswist (Lewis&Clark, Spokane) 68
 30:32.0n Virgil Ayers (Franklin, Seattle, Wash) 65
 30:41.0° Randy James (Ferris, Spokane, Wash) 69
 30:43.0n Riley Shirey (Shorecrest, Seattle, Wa) 68
 30:45.0° Mike Ryan (Wilcox, Santa Clara, Calif) 64
 30:50.6n° Joe Whytock (Burlingame, Calif) 68
 30:52.2n Jim French (South, Torrance, Calif) 69
 30:52.8n Bill Beaty (Lancaster, Ohio) 69
 30:54.0° Gary Vann (Del Mar, San Jose, Calif) 67
 30:54.0° Larry Greer (Lakewood, Calif) 70
 30:58.8n Alan Mulvey (Oneondale, NY) 66
 31:00.0° Greg Nelson (Washburn, Minneapolis) 68

All-Time Outdoor List

1000 METER RUN

| | |
|----------|---|
| 29:17.6 | Gerry Lindgren (Rogers, Spokane Wash) 64 |
| 29:37.6 | Lindgren 64 |
| 30:23.0n | Rick Riley (Ferris, Spokane, Wash) 66 |
| 31:38.2n | Randy James (Ferris, Spokane, Wash) 69 |
| 31:49.4 | Mike Ryan (Wilcox, Santa Clara, Calif) 64 |
| 31:51.0 | Gary Vann (Del Mar, San Jose, Calif) 67 |
| 31:51.2n | Joe Whytock (Burlingame, Calif) 68 |
| 31:53.0 | Larry Greer (Lakewood, Calif) 70 |
| 31:57.2 | Jim French (South, Torrance, Calif) 69 |
| 32:03.4 | Peter Romero (Reedley, Calif) 66 |
| 32:18.2 | Jim Isitt (Rogers, Spokane, Wash) 69 |

MARATHON

| | |
|----------|--|
| 2:23:04 | Chuck Smead (Santa Paula, Calif) 69 |
| 2:27:01n | Fred Ritcherson (Salesian, Los Angeles) 68 |
| 2:29:57n | Smead 68 |
| 2:31:33n | Craig Streichman (South, Torrance, Calif) 68 |
| 2:31:55n | Streichman 69 |
| 2:33:06n | Jim French (South, Torrance, Calif) 69 |
| 2:33:24n | Streichman 69 |
| 2:33:56n | Jim Everett (West, Torrance, Calif) 69 |
| 2:34:21n | Mike Baer (South, Torrance, Calif) 69 |
| 2:34:50n | Baer 69 |
| 2:34:58n | Ed Goodfriend (Torrance, Calif) 70 |
| 2:35:35n | George Khouri (St Bnd, Pl Del Rey, Calif) 69 |
| 2:37:26 | Jose Cortez (Sequoia, Redwood City, Cal) 70 |
| 2:37:50n | Craig Sterling (San Clemente, Calif) 69 |
| 2:37:51n | Wayne Akiyama (Westminster, Calif) 70 |
| 2:37:51n | Scott Daggett (Bellevue, Wash) 70 |
| 2:38:06n | Mark Kushner (Burbank, Calif) 70 |
| 2:38:18n | Chris Hoffman (St Bnd, Pl D Rey, Calif) 70 |
| 2:38:39 | Justin Gubbins (Bellport, Brookhaven, NY) 70 |
| 2:38:42n | Robert Yslas (Madera, Calif) 68 |
| 2:40:01n | Gene Carson (Redlands, Calif) 62 |
| 2:40:01 | Leon Jasonowski (Servite, Detroit, Mi) 63 |
| 2:40:10n | Ron Sasser (Millikan, Long Beach, Cal) 70 |
| 2:40:10n | Shawn Vallas (Aviation, Rndno Bch, Cal) 70 |

3000 METER STEEPCHASE

| | |
|---------|--|
| 9:11.4n | Bill Keenan (North, Eugene, Ore) 67 |
| 9:18.0n | Keenan 67 |
| 9:20.4 | Jim McLaughlin (North, Eugene, Ore) 69 |
| 9:21.2 | Dave Pottetti (Fox Lane, Bedford, NY) 67 |
| 9:27.6n | Peter Romero (Reedley, Calif) 67 |
| 9:30.6n | Tracy Smith (Arcadia, Calif) 63 |
| 9:37.2 | Amos Young (Ossining, NY) 68 |

TEN MILE RUN

| | |
|---------|--|
| 50:01° | Fred Ritcherson (Salesian, Los Angeles) 69 |
| 50:28n | Chuck Smead (Santa Paula, Calif) 69 |
| 52:01n | Greg Nelson (Washburn, Minneapolis) 68 |
| 52:59 | Nelson 67 |
| 54:12n° | Tom Lipski (Saddleback, S Ana, Calif) 69 |
| 54:33n° | Mickey Woolley (El Modena, Orange) 69 |
| 54:47n° | Craig Streichman (South, Torrance, Calif) 69 |
| 55:27n° | Garry Bjorklund (Proctor, Minn) 68 |

HOURLY RUN

| | |
|-----------|--|
| 12m, 23 | Fred Ritcherson (Salesian, Los Angeles) 69 |
| 11m, 1463 | Chuck Smead (Santa Paula, Calif) 69 |
| 11m, 906 | Dave White (El Modena, Orange, Calif) 70 |
| 11m, 471 | Smead 68 |
| 11m, 372 | Bill Ingelhart (Westminster, Calif) 66 |
| 11m, 211 | Tom Lipski (Saddleback, S Ana, Calif) 69 |
| 11m, 186 | David Merrick (Lin-Way, New Lenox, Ill) 70 |
| 11m, 81 | Craig Streichman (South, Torrance, Calif) 69 |
| 11m, 47 | Mickey Woolley (El Mod, Orange, Calif) 69 |
| 10m, 1684 | Streichman 69 |
| 10m, 1552 | Garry Bjorklund (Proctor, Minn) 68 |

20,000 METER RUN

| | |
|----------|--|
| 1:07:31 | Garry Bjorklund (Proctor, Minn) 68 |
| 1:08:15 | Fred Ritcherson (Salesian, Los Angeles) 69 |
| 1:08:19n | Chuck Smead (Santa Paula, Calif) 69 |

120 YARD HIGH HURDLES (39")

| | |
|-------|--|
| 13.4s | Bill Tipton (Central, Pontiac, Mich) 67 |
| 13.4 | Tipton 67 |
| 13.5 | Richmond Flowers (Lanier, Mont, Ala) 65 |
| 13.5 | Tipton 67 |
| 13.5 | Rod Milburn (Clark, Opelousas, La) 69 |
| 13.5 | Randy Lightfoot (Plainview, Tex) 70 |
| 13.6 | Flowers 65 |
| 13.6 | Tipton 67 |
| 13.6 | Tipton 67 |
| 13.6 | Ron Washington (S Oak Cliff, Dallas, Tx) 69 |
| 13.6 | Milburn 69 |
| 13.6 | Gary West (Permian, Odessa, Tex) 70 |
| 13.7 | John Turek (North, Miami, Fla) 60 |
| 13.7 | Johnny Morriss (Jones, Houston, Tex) 64 |
| 13.7n | Ken Walters (Irving, Tex) 64 |
| 13.7 | Steve Caminiti (Crespi Carm, Encino, Cal) 64 |
| 13.7 | Earl McCulloch (Poly, L Beach, Calif) 64 |
| 13.7 | Barry Snyder (Central, Little Rock, Ark) 65 |
| 13.7 | Bruce Gridley (Northview, Covina, Cal) 66 |
| 13.7 | Jerry Proctor (Muir, Pasadena, Calif) 67 |
| 13.7 | Phil Herndon (Central, Little Rock, Ark) 68 |
| 13.7 | Bob Bornkessel (N, Shawnee Mission, Ka) 68 |
| 13.7 | John Morrison (Redford, Detroit, Mich) 68 |
| 13.7n | Spencer Thomas (Carver, New Orleans) 69 |
| 13.7 | Jerry Wilson (Roosevelt, Fresno, Calif) 69 |
| 13.7n | Charles Rich (Washington, Los Angeles) 69 |
| 13.7 | Milt Turner (Castlemont, Oakland, Calif) 70 |
| 13.8 | Steve Pauly (Beaverton, Ore) 59 |
| 13.8n | McL Renfro (Jefferson, Portland, Ore) 59 |
| 13.8 | Roger Moody (Corona, Calif) 64 |
| 13.8 | Dale Frederick (Pueblo, Tucson, Ariz) 64 |
| 13.8 | Ken Donovan (Sayville, NY) 64 |
| 13.8 | Keith Richardson (Perth Amboy, NJ) 65 |
| 13.8n | Bill Burns (Stevens, Edison, NJ) 65 |
| 13.8 | Bill Persons (San Fernando, Calif) 65 |
| 13.8n | Dick Miller (Monrovia, Calif) 65 |
| 13.8 | Jimmy Thomas (Broadmoore, R Rouge, La) 66 |
| 13.8 | Jack Faubion (McKinney, Tex) 67 |
| 13.8n | Alvin Bresler (University, Homewood, Ala) 67 |
| 13.8 | Marcus Walker (East, Wichita, Kans) 67 |
| 13.8 | John Cottier (Crespi Carm, Encino, Cal) 68 |
| 13.8 | Earl Adkins (Locke, Los Angeles, Calif) 69 |
| 13.8 | Dan Redfeard (San Juan, Citrus Hts, Cal) 69 |
| 13.8n | Mark Low (Pomona, Calif) 69 |
| 13.8 | Greg Rogers (Overbrook, Philadelphia) 69 |
| 13.8 | Eric Elkins (Jesuit, Dallas, Tex) 70 |
| 13.8 | Henry Cummings (Blake, Tampa, Fla) 70 |
| 13.8n | Nathaniel Porter (SE, Bradenton, Fla) 70 |
| 13.8 | Carl Brown (VanVleck, Tex) 70 |
| 13.8 | Fred Singleton (Mt Vernon, NY) 70 |
| 13.8 | McKinley Mosley (Bakersfield, Calif) 70 |
| 13.8 | Al Hall (Morningside, Inglewood, Calif) 70 |

Wind-aided:

| | |
|-------|---|
| 13.3 | Bill Tipton (Central, Pontiac, Mich) 67 |
| 13.4 | Rod Milburn (Clark, Opelousas, La) 69 |
| 13.4 | Fred Singleton (Mt Vernon, NY) 70 |
| 13.5 | Scottie Jones (Elmore, Houston, Tex) 70 |
| 13.6 | Rex Cawley (Farmington, Mich) 59 |
| 13.6 | John Roderick (Hld Park, Dallas, Tex) 62 |
| 13.6 | Mike Robins (University, Waco, Tex) 66 |
| 13.6 | Jeff Howser (Myers Pk, Charlotte, NC) 66 |
| 13.6 | Charles Rich (Washington, Los Angeles) 69 |
| 13.6 | John Morrison (Redford, Detroit, Mich) 69 |
| 13.6n | Jerry Wilson (Roosevelt, Fresno, Calif) 69 |
| 13.6 | Carl Swierc (Falls City, Tex) 70 |
| 13.6 | Milt Turner (Castlemont, Oakland, Calif) 70 |
| 13.6n | James Robinson (Camden, NJ) 70 |
| 13.7 | Bill Curtis (Waurika, Okla) 52 |
| 13.7 | Fred Brocker (Austin, Tex) 62 |
| 13.7 | Jerry Saffell (LaPorte, Ind) 63 |
| 13.7 | Roger Moody (Corona, Calif) 64 |
| 13.7 | Paul Gibson (Carlsbad, NM) 66 |
| 13.7 | Jack Faubion (McKinney, Tex) 67 |
| 13.7 | Marcus Walker (East, Wichita, Kans) 67 |

All-Time Outdoor List

- 13.7n Bob Daniels (Mt Vernon, NY) 67
 13.7 Donnie Rogers (Bay City, Tex) 68
 13.7n Gary Fleming (Manual Arts, Los Angeles) 69
 13.7 Steve Rose (Niles North, Skokie, Ill) 70
 13.7 Al Hall (Morningside, Inglewood, Calif) 70

Questionable timing:

- 13.5 Steve Dilley (Alemany, Mission Hills, Cal) 69

120 YARD HIGH HURDLES (42")

- 13.7 Rod Milburn (Clark, Opelousas, La) 69
 13.8 Richmond Flowers (Lanier, Mnt, Ala) 65
 13.9m Rex Cawley (Farmington, Mich) 59
 13.9 Flowers 65
 14.0m Cawley 59
 14.1m Milt Campbell (Plainfield, NJ) 53
 14.1 Campbell 53
 14.1n Campbell 53
 14.1 Cawley 59
 14.1m Cawley 59
 14.1 Harold Wooten (Central, Galveston, Tex) 64
 14.1n Wooten 64
 14.1 Flowers 65
 14.1n Flowers 65
 14.1 Milburn 69
 14.1 Gregg Vandaveer (Shawnee, Okla) 70
 14.1n Vandaveer 70

- 14.2 Herm Johnson (Plainfield, NJ) 59

- 14.2 Paul Kerry (Washington, Los Angeles) 63
 14.2n Galvester Baber (Roosevelt, NY) 64
 14.2n Jerry Proctor (Muir, Pasadena, Calif) 67
 14.2n Spencer Thomas (Carver, N Orleans) 69

Wind-aided:

- 14.1m Joe Batiste (Tucson, Ariz) 39
 14.1 Paul Gibson (Carlsbad, NM) 66

180 YARD LOW HURDLES (Straight)

- 18.1 Steve Caminiti (Crespi Carm, Encino, Cal) 64
 18.1 Earl McCullouch (Poly, L Beach, Calif) 64
 18.1 Don Castronovo (Oceanside, NY) 64
 18.2 McCullouch 64
 18.2 Castronovo 64
 18.2 Castronovo 64
 18.2 Richmond Flowers (Lanier, Mont, Ala) 65
 18.3 Tom Hester (San Bernardino, Calif) 62
 18.3 Ed Moody (McClymonds, Oakland, Calif) 62
 18.3 Alvin Mann (Edison, Fresno, Calif) 63
 18.3 McCullouch 64
 18.3 Flowers 65
 18.3 Bill Tipton (Central, Pontiac, Mich) 67
 18.3 Jerry Wilson (Roosevelt, Fresno, Calif) 69
 18.3 Milt Turner (Castlemont, Oakland, Calif) 70
 18.4 Jesse Bradford (Shafter, Calif) 57
 18.4 Pat Mitchell (Gainesville, Tex) 59
 18.4 Bill Mackey (East Bakersfield, Calif) 61
 18.4 Barry Snyder (Central, L Rock, Ark) 65
 18.4 Ernie Smith (Lemoore, Calif) 65
 18.4n Larence Jones (Lemoore, Calif) 69
 18.4 Fred Singleton (Mt Vernon, NY) 70
 18.5 Charley Tidwell (Independence, Kans) 55
 18.5n Clavis Brown (Monrovia, Calif) 62
 18.5 Gail Read (Snyder, Tex) 63
 18.5n Galvester Baber (Roosevelt, NY) 64
 18.5n Ken Donovan (Sayville, NY) 64
 18.5n Charley Smith (Castlemont, Oakland) 64
 18.5 Leon Sanders (Grant, D Pas Hts, Calif) 66
 18.5 Bruce Gridley (Northview, Covina, Calif) 66
 18.5 George Farmer (LaPuenta, Calif) 66
 18.5 Joe Kurzrok (Mt Vernon, NY) 67
 18.5 Golden Richards (Granite, S Lake City) 69
 18.5n Mark Low (Pomona, Calif) 69

Wind-aided:

- 18.0 John Roderick (Hld Park, Dallas, Tex) 62
 18.1 Pat Mitchell (Gainesville, Tex) 59
 18.1 Jerry Saffell (LaPorte, Ind) 63
 18.1 Bob Bornkessel (N. Shawnee-Mission, K) 68
 18.2 Bob Derrick (Woodward, Okla) 53

- 18.2n Eddie Roberts (Stillwater, Okla) 53
 18.2 Ed Moody (McClymonds, Oakland, Calif) 62
 18.2 Manuel Murrell (Poly, Long Beach, Calif) 65
 18.2 Bill Tipton (Central, Pontiac, Mich) 67
 18.3 Rex Cawley (Farmington, Mich) 59

180 YARD LOW HURDLES (Turn)

- 18.3 Bill Tipton (Central, Pontiac, Mich) 67
 18.4 Tipton 67
 18.6 Wayne Collett (Gardena, Calif) 67
 18.6n Collett 67
 18.7 Jerry Proctor (Muir, Pasadena, Calif) 67
 18.7 Tipton 67
 18.7 Tipton 67
 18.8 Barry Snyder (Central, Little Rock, Ark) 65
 18.8 Mike Jeter (Gardena, Calif) 67
 18.8n Jimmy Upton (Minden, La) 67
 18.9 Mel Renfro (Jefferson, Portland, Ore) 60
 18.9 Dick Olsen (Rogers, Spokane, Wash) 67
 18.9n Gene Delk (Hill, San Jose, Calif) 67
 18.9 Larry Crayton (Oceanside, Calif) 68

Wind-aided:

- 18.3 Fred Singleton (Mt Vernon, NY) 70
 18.4n Milt Turner (Castlemont, Oakland, Cal) 70

Questionable timing:

- 18.4 Doug Odell (Eagle Rock, Los Angeles) 70

330 YARD INTERMEDIATE HURDLES

- 36.7 Bob Bornkessel (N. Shawnee Mission, K) 68
 37.0 Joe Wylie (Henderson, Tex) 69
 37.1 Kevin Bligh (Herricks, N Hyde Pk, NY) 70
 37.2 Wylie 69
 37.2 Bobby Coffman (Lamar, Houston, Tex) 70
 37.2n Gary West (Permian, Odessa, Tex) 70
 37.3 Joe Kurzrok (Mt Vernon, NY) 67
 37.3 Bornkessel 68
 37.4 Jack Faubion (McKinney, Tex) 67
 37.4n Mike Cronholm (L Hlds, Dallas, Tex) 69
 37.4 Wylie 69
 37.4n Wavie Reed (Charleston, Mo) 70
 37.4n Mike Allen (Granite City, Ill) 70

400 METER INTERMEDIATE HURDLES

- 49.8 Bob Bornkessel (N. Shawnee Mission, K) 68
 50.7n* Bornkessel 68
 51.0n Bornkessel 68
 51.1ns Bornkessel 68
 51.2* Rex Cawley (Farmington, Mich) 59
 51.3n Cawley 59
 51.4n Bornkessel 68
 51.4n Bornkessel 68
 51.5n* Bornkessel 68
 51.6n Cawley 59
 52.4n Dixon Farmer (Miramonte, Orinda, Cal) 59
 52.4n Mark Low (Pomona, Calif) 69
 52.6n Paddy McCrary (Manhasset, NY) 64
 53.1n* Eddie Southern (Sunset, Dallas, Tex) 55
 53.2 Joe Kurzrok (Mt Vernon, NY) 67
 53.2n* Mike Cronholm (Lk Hlds, Dallas, Tex) 69
 53.5* Leif Librand (Alhambra, Calif) 60
 53.6* Jim Brooks (Mt Diablo, Concord, Calif) 55
 53.6* Kevin Bligh (Herricks, N Hyde Pk, NY) 70

HIGH JUMP

- 7'3" Reynaldo Brown (Compton, Calif) 68
 7'1 $\frac{1}{2}$ " Otis Hailey (Wasco, Calif) 68
 7'1" Stan Albright (Glenville, Cleveland, Ohio) 66
 7'10" Brown 68
 7'1 $\frac{1}{2}$ " Brown 68
 7'1 $\frac{1}{2}$ " Clarence Johnson (Claver Ac, San An, Tex) 66
 7'1 $\frac{1}{2}$ " Brown 68
 7'1 $\frac{1}{2}$ " Jerry Culp (Oceanside, Calif) 70
 7'1 $\frac{1}{2}$ " Culp 70
 7'0" Bill McClellon (Clinton, Bronx, NY) 65
 7'0" McClellon 65
 7'0" Don Pierce (Pittsburg, Calif) 66

All-Time Outdoor List

| | | | |
|------------------------------------|---|-------------------------------------|---|
| 7'0" | Lorenzo Allen (Casa Grande, Ariz) 68 | 25'7" | Proctor 67 |
| 7'0" | Brown 68 | 25'7" | James McAlister (Blair, Pasadena, Calif) 70 |
| 7'0" | Brown 68 | 25'6 ³ / ₄ " | Proctor 67 |
| 7'0" | Brown 68 | 25'6 ³ / ₄ " | Proctor 67 |
| 7'0" | Brown 69 | 25'6 ³ / ₄ " | Proctor 67 |
| 7'0" | Brown 69 | 25'5 ³ / ₄ " | Doyle Steel (San Diego, Calif) 66 |
| 7'0" | Brown 69 | 25'5" | Steel 66 |
| 7'0" | Culp 70 | 25'4 ³ / ₄ " | Johnny Johnson (Pacific Grove, Calif) 65 |
| 6'11 ³ / ₄ " | Pat Bradford (Compton, Calif) 68 | 25'4 ³ / ₄ " | Proctor 66 |
| 6'11 ³ / ₄ " | Lonnie Hance (En, Middletown, Ky) 67 | 25'4 ³ / ₄ " | Oscar Bean (Jefferson, Los Angeles) 56 |
| 6'11" | Pat Matzdorf (N, Sheboygan, Wisc) 68 | 25'4 ³ / ₄ " | Monte Upshaw (Piedmont, Calif) 54 |
| 6'10 ³ / ₄ " | Walt Gibbs (Central, Kansas City, Mo) 68 | 25'3 ³ / ₄ " | Bob Beamon (Jamaica, NY) 65 |
| 6'10 ³ / ₄ " | Max Lowe (Awalt, Mt View, Calif) 64 | 25'3 ³ / ₄ " | Larry Reed (Yuma, Ariz) 67 |
| 6'10 ³ / ₄ " | Fred Jackson (Castlemont, Oakland, Cal) 66 | 25'3" | Willie Davis (Roosevelt, Los Angeles) 58 |
| 6'10 ³ / ₄ " | Johnny Blakney (SW, Ft Worth, Tex) 70 | 25'3" | Bobby Bonds (Poly, Riverside, Calif) 64 |
| 6'10 ³ / ₄ " | Charley Dumas (Centennial, Compton, Cal) 55 | 25'2 ¹ / ₂ " | George Brown (Jordan, Los Angeles, Cal) 49 |
| 6'10 ³ / ₄ " | Bill Morris (Compton, Calif) 66 | 25'2" | Phil Quimet (Homestead, Cupertino, Cal) 68 |
| 6'10 ³ / ₄ " | Clyde Baker (Bonnevile, Ogden, Utah) 68 | 25'1 ³ / ₄ " | Larry Franklin (Central, Madison, Wisc) 65 |
| 6'10 ³ / ₄ " | Gayln Sweet (Octavia, Colfax, Ill) 70 | 25'1 ³ / ₄ " | Rudy Falana (Largo, Fla) 70 |
| 6'10" | Roy Hicks (Coles, C Christi, Tex) 61 | 25'0" | Oscar Wallace (Alton, Ill) 69 |
| 6'10" | Tom Clyburn (Balboa, San Francisco) 66 | 25'0" | Randy Williams (Edison, Fresno, Calif) 70 |
| 6'10" | Doug Huff (Lincoln, Los Angeles, Cal) 66 | 25'0" | Gene White (Bristol, Pa) 70 |
| 6'10" | Gary Huppert (Nthfld, Wabash, Ind) 67 | 25'0" | Greg Flppen (Riverhead, NY) 70 |
| 6'10" | Ronnie Wicks (Centennial, Compton) 67 | 24'11 ³ / ₄ " | Willie Crawford (Fremont, Los Angeles) 64 |
| 6'10" | Steve Lang (Fremont, Los Angeles, Cal) 67 | 24'11 ³ / ₄ " | Jesse Owens (E Tech, Cleveland, Ohio) 33 |
| 6'10" | Joe Mackey (Coronado, Scottsdale, Ariz) 68 | 24'11" | Don Troutman (Roanoke, La) 56 |
| 6'10" | Dennis DeLoach (Irvin, El Paso, Tex) 70 | 24'11" | Lewis King (Lincoln, San Diego, Calif) 67 |
| 6'10" | Ray Lisby (Las Vegas, Nev) 70 | 24'11" | Mel Gray (Montgomery, S Rosa, Calif) 67 |
| 6'10" | Randy Fulkerson (S Fe, S F Spgs, Calif) 70 | 24'11" | Fred Samara (Ft Hamilton, Brooklyn, NY) 69 |
| 6'10" | Gary Kafer (Gatesville, Tex) 70 | 24'10 ¹ / ₂ " | Gayle Sayers (Central, Omaha, Nebr) 61 |
| 5th year: | | 24'10 ¹ / ₂ " | Eric Klein (Ingraham, Seattle, Wash) 65 |
| 6'10" | Tom Roushey (Milford Ac, Milfd, Conn) 70 | 24'10" | Skinny Whipple (Arkadelphia, Ark) 33 |
| | | 24'10" | Rick Ferguson (Merced, Calif) 68 |
| | | 24'10" | Lynn Swann (Serra, San Mateo, Calif) 70 |

POLE VAULT

| | |
|------------------------------------|--|
| 17'4 ³ / ₄ " | Casey Carrigan (Orting, Wash) 69 |
| 17'0" | Carrigan 68 |
| 17'0" | Carrigan 69 |
| 16'8 ³ / ₄ " | Steve Smith (South, Torrance, Calif) 69 |
| 16'8 ³ / ₄ " | Carrigan 68 |
| 16'7" | Carrigan 69 |
| 16'7" | Robert Pullard (Los Angeles, Calif) 69 |
| 16'6 ³ / ₄ " | Paul Wilson (Warren, Downey, Calif) 65 |
| 16'6" | Pullard 69 |
| 16'6" | Carrigan 69 |
| 16'6" | Smith 69 |
| 16'5" | Jon Vaughn (Corona, Calif) 66 |
| 16'4" | Paul Heglar (Muir, Pasadena, Calif) 66 |
| 16'1" | Bob Steinhoff (Warren, Downey, Calif) 65 |
| 15'10" | Larry Jesse (Miamisburg, Ohio) 70 |
| 15'9" | Bill Curnow (Lee, Midland, Tex) 70 |
| 15'8" | Dave Roberts (Conroe, Tex) 69 |
| 15'6 ³ / ₄ " | Gordon Crail (Greenwood, Ind) 70 |
| 15'6 ³ / ₄ " | Jim Kleiger (Regis, Denver, Colo) 70 |
| 15'6 ³ / ₄ " | Bob Sprung (Pomona, Calif) 67 |
| 15'6 ³ / ₄ " | Gary Dankworth (Reno, Nev) 69 |
| 15'6 ³ / ₄ " | Terry Porter (Azle, Tex) 70 |
| 15'6" | Dixon Boughman (Kokomo, Ind) 70 |
| 15'5 ³ / ₄ " | Pinto Beene (Cooper, Abilene, Tex) 65 |
| 15'5 ³ / ₄ " | Vic Dias (Rubidoux, Riverside, Calif) 67 |
| 15'5" | Gary Thrapp (E Noble, Kendallville, Ind) 68 |
| 15'4 ³ / ₄ " | Jeff Linta (Malabar, Mansfield, Ohio) 70 |
| 15'4" | Tom Dullam (Buena, Ventura, Calif) 64 |
| 15'4" | Tebby Thames (Monterey, Lubbock, Tex) 68 |
| 15'4" | Bill Hatcher (N, Shawnee Mission, Kans) 68 |
| 15'4" | Leonard Herring (Compton, Calif) 68 |
| 15'4" | Jan Johnson (Bloom Twp, Chicago Hts, Ill) 68 |
| 15'4" | Jeff Swenson (Nicolet, Milwaukee, Wisc) 69 |
| 15'3" | Al Paz (Jesusit, Portland, Ore) 67 |
| 15'3" | Jerry Klyop (Elyria, Ohio) 68 |
| 15'3" | Bill Miller (Twin Falls, Idaho) 70 |
| 15'2 ³ / ₄ " | Bob Richards Jr. (Bonita, LaVerne, Cal) 68 |

LONG JUMP

| | |
|-------------------------------------|--|
| 26'3 ³ / ₄ " | Jerry Proctor (Muir, Pasadena, Calif) 67 |
| 25'10 ³ / ₄ " | Heulon Hewitt (Merced, Calif) 68 |

| | |
|-------------------------------------|---|
| 25'7" | Proctor 67 |
| 25'7" | James McAlister (Blair, Pasadena, Calif) 70 |
| 25'6 ³ / ₄ " | Proctor 67 |
| 25'6 ³ / ₄ " | Proctor 67 |
| 25'6 ³ / ₄ " | Proctor 67 |
| 25'5 ³ / ₄ " | Doyle Steel (San Diego, Calif) 66 |
| 25'5" | Steel 66 |
| 25'4 ³ / ₄ " | Johnny Johnson (Pacific Grove, Calif) 65 |
| 25'4 ³ / ₄ " | Proctor 66 |
| 25'4 ³ / ₄ " | Oscar Bean (Jefferson, Los Angeles) 56 |
| 25'4 ³ / ₄ " | Monte Upshaw (Piedmont, Calif) 54 |
| 25'3 ³ / ₄ " | Bob Beamon (Jamaica, NY) 65 |
| 25'3 ³ / ₄ " | Larry Reed (Yuma, Ariz) 67 |
| 25'3" | Willie Davis (Roosevelt, Los Angeles) 58 |
| 25'3" | Bobby Bonds (Poly, Riverside, Calif) 64 |
| 25'2 ¹ / ₂ " | George Brown (Jordan, Los Angeles, Cal) 49 |
| 25'2" | Phil Quimet (Homestead, Cupertino, Cal) 68 |
| 25'1 ³ / ₄ " | Larry Franklin (Central, Madison, Wisc) 65 |
| 25'1 ³ / ₄ " | Rudy Falana (Largo, Fla) 70 |
| 25'0" | Oscar Wallace (Alton, Ill) 69 |
| 25'0" | Randy Williams (Edison, Fresno, Calif) 70 |
| 25'0" | Gene White (Bristol, Pa) 70 |
| 25'0" | Greg Flppen (Riverhead, NY) 70 |
| 24'11 ³ / ₄ " | Willie Crawford (Fremont, Los Angeles) 64 |
| 24'11 ³ / ₄ " | Jesse Owens (E Tech, Cleveland, Ohio) 33 |
| 24'11" | Don Troutman (Roanoke, La) 56 |
| 24'11" | Lewis King (Lincoln, San Diego, Calif) 67 |
| 24'11" | Mel Gray (Montgomery, S Rosa, Calif) 67 |
| 24'11" | Fred Samara (Ft Hamilton, Brooklyn, NY) 69 |
| 24'10 ¹ / ₂ " | Gayle Sayers (Central, Omaha, Nebr) 61 |
| 24'10 ¹ / ₂ " | Eric Klein (Ingraham, Seattle, Wash) 65 |
| 24'10" | Skinny Whipple (Arkadelphia, Ark) 33 |
| 24'10" | Rick Ferguson (Merced, Calif) 68 |
| 24'10" | Lynn Swann (Serra, San Mateo, Calif) 70 |
| Wind-aided: | |
| 26'5 ³ / ₄ " | Jerry Proctor (Muir, Pasadena, Calif) 67 |
| 25'7 ³ / ₄ " | Eli Myers (Tolleston, Gary, Ind) 65 |
| 25'7 ³ / ₄ " | Mel Gray (Montgomery, S Rosa, Calif) 67 |
| 25'6 ³ / ₄ " | Bob Beamon (Jamaica, NY) 65 |
| 25'5" | Willie Davis (Roosevelt, Los Angeles) 58 |
| 25'4 ³ / ₄ " | Gene White (Bristol, Pa) 70 |
| 25'1 ³ / ₄ " | Dudley Haas (Ray, C Christi, Tex) 59 |
| 25'1 ³ / ₄ " | Willie Crawford (Fremont, Los Angeles) 64 |
| 24'10 ¹ / ₂ " | Billy Foster (Sunset, Dallas, Tex) 61 |

TRIPLE JUMP

| | |
|-------------------------------------|---|
| 52'6 ³ / ₄ " | Dave Tucker (S Jqn Mem, Fresno, Calif) 70 |
| 51'8" | Mike Woods (Manual Arts, Los Angeles) 63 |
| 51'3" | Tucker 70 |
| 51'1" | Tucker 70 |
| 50'11 ³ / ₄ " | Randy Williams (Edison, Fresno, Calif) 70 |
| 50'10" | Zack Gillon (Peekskill, NY) 69 |
| 50'6 ³ / ₄ " | Spencer Thomas (Carver, N Orleans, La) 69 |
| 50'5 ³ / ₄ " | Gillon 69 |
| 50'3 ³ / ₄ " | Bob Beamon (Jamaica, NY) 65 |
| 50'1" | Gillon 69 |
| 49'11" | Milan Tiff (Shaker Heights, Ohio) 68 |
| 49'9 ³ / ₄ " | Craig Conway (Cupertino, Calif) 70 |
| 49'8" | Larry Freeman (Poly, L Beach, Calif) 65 |
| 49'7 ³ / ₄ " | Billy Brown (Baker, La) 37 |
| 49'6 ³ / ₄ " | Ernie Lopez (Central, Fresno, Calif) 70 |
| 49'4 ³ / ₄ " | Warren Rockwell (Wheatley, Old Wbry, NY) 64 |
| 49'4 ³ / ₄ " | Gerald Gaines (Wn Brch, Chesapeake, Va) 70 |
| 49'3 ³ / ₄ " | Harry Freeman (Santa Clara, Calif) 69 |
| 49'1 ³ / ₄ " | Gene White (Bristol, Pa) 70 |
| 49'1" | Sid Bowman (Hammond, La) 28 |
| 49'0" | Len McBryde (Mt Vernon, NY) 70 |
| 48'11 ³ / ₄ " | Tony Delgado (Mt Pleasant, Schectdy, NY) 69 |
| 48'10" | Ray Foreman (Roosevelt, Fresno, Cal) 68 |
| 48'9" | Gil West (Hempstead, NY) 67 |
| Wind-aided: | |
| 50'11 ³ / ₄ " | Zack Gillon (Peekskill, NY) 69 |
| 50'7 ³ / ₄ " | Harry Freeman (Santa Clara, Calif) 69 |
| 50'1 ³ / ₄ " | Len Turner (Dunbar, Dayton, Ohio) 69 |
| 50'1 ³ / ₄ " | Gene White (Bristol, Pa) 70 |

All-Time Outdoor List

SHOT PUT (12 lb)

| | |
|-----------------------|--|
| 73'11 $\frac{1}{2}$ " | Jesse Stuart (Glasgow, Ky) 70 |
| 72'3 $\frac{1}{2}$ " | Sam Walker (Samuell, Dallas, Tex) 68 |
| 71'9 $\frac{1}{2}$ " | Stuart 70 |
| 71'7" | Walker 68 |
| 71'3 $\frac{1}{2}$ " | Walker 68 |
| 71'0" | Walker 68 |
| 70'11" | Doug Lane (Jefferson, Cedar Rapids, Ia) 68 |
| 70'10 $\frac{3}{4}$ " | Walker 68 |
| 70'9 $\frac{3}{4}$ " | Stuart (Glasgow, Ky) 70 |
| 70'8" | Walker 68 |
| 69'6" | Karl Salb (Crossett, Ark) 67 |
| 69'3" | Dallas Long (North, Phoenix, Ariz) 58 |
| 67'11 $\frac{1}{2}$ " | Don Randell (Sunset, Dallas, Tex) 69 |
| 67'9 $\frac{3}{4}$ " | John Hubbell (Poly, Long Beach, Calif) 66 |
| 67'2" | Dave Murphy (Sunny Hills, Fullerton, Cal) 66 |
| 67'1 $\frac{1}{2}$ " | Stu Voigt (West, Madison, Wisc) 66 |
| 66'10 $\frac{1}{2}$ " | Randy Matson (Pampa, Tex) 63 |
| 66'7" | Chip Kell (Avondale, Ga) 66 |
| 66'5 $\frac{3}{4}$ " | John Stuart (Glasgow, Ky) 68 |
| 66'4 $\frac{1}{2}$ " | Elvin Bethea (Central, Trenton, NJ) 64 |
| 66'1 $\frac{1}{2}$ " | Steve Adams (St Joseph, Montvale, NJ) 70 |
| 65'10 $\frac{1}{2}$ " | Henry Korn (Stepinac, White Plains, NY) 58 |
| 65'10" | Steve Wilhelm (Fremont, Sunnyvale, Cal) 67 |
| 65'9 $\frac{3}{4}$ " | John Buehler (Whittier, Calif) 67 |
| 65'8 $\frac{3}{4}$ " | Jim DeForest (East, Madison, Wisc) 65 |
| 65'8 $\frac{1}{2}$ " | Randy Withrow (Pasadena, Calif) 70 |
| 65'7 $\frac{3}{4}$ " | Don Castle (Cubberly, Palo Alto, Calif) 61 |
| 65'7" | Gary Gubner (Clinton, Bronx, NY) 60 |
| 65'6" | Larry Hendershot (Wash, Glendale, Ar) 62 |
| 65'6" | Bruce Wilhelm (Fremont, Snyvl, Cal) 63 |
| 65'6" | Millard Neely (Brackenkridge, S Anton, Tex) 70 |
| 65'2 $\frac{3}{4}$ " | Bill Pace (El Rancho, Pico Rivera, Cal) 61 |
| 65'1" | Mike Ryles (Ada, Okla) 65 |
| 64'11" | Pete Shmook (San Dieguito, Calif) 68 |
| 64'11" | Billy Joe Winchester (Mt Mg, Spg Vall, Cal) 70 |
| 64'9" | Sam Cunningham (Santa Barbara, Calif) 69 |
| 64'8 $\frac{3}{4}$ " | Kerry Eskeli (Serra, Gardena, Calif) 69 |
| Sloping surface: | |
| 71'1 $\frac{1}{4}$ " | Sam Walker (Samuell, Dallas, Tex) 68 |

SHOT PUT (16 lb)

| | |
|-----------------------|--|
| 61'1 $\frac{1}{4}$ " | Sam Walker (Samuell, Dallas, Tex) 68 |
| 61'1 $\frac{1}{2}$ " | Dallas Long (North, Phoenix, Ariz) 58 |
| 60'10" | Jesse Stuart (Glasgow, Ky) 70 |
| 60'7" | Walker 68 |
| 60'7" | Stuart 70 |
| 60'6" | Randy Matson (Pampa, Tex) 63 |
| 60'5" | Long 58 |
| 60'4 $\frac{1}{2}$ " | Walker 68 |
| 60'4" | Walker 68 |
| 60'4" | Stuart 70 |
| 59'11" | Doug Lane (Jefferson, Cedar Rapids, Ia) 68 |
| 58'1 $\frac{1}{2}$ " | John Stuart (Glasgow, Ky) 68 |
| 57'10 $\frac{1}{4}$ " | Dave Murphy (Sunny HI, Fulltn, Calif) 66 |
| 57'1 $\frac{1}{2}$ " | Don Randell (Sunset, Dallas, Tex) 69 |
| 56'9 $\frac{1}{2}$ " | Gary Gubner (Clinton, Bronx, NY) 60 |
| 55'11" | John Hubbell (Poly, L Beach, Calif) 66 |
| 54'7" | Bruce Wilhelm (Fremont, Sunnyvale, Cal) 63 |
| 54'7" | Mike Ryles (Ada, Okla) 65 |
| 54'6 $\frac{3}{4}$ " | Steve Marcus (Palisades, Pac Pal, Cal) 65 |
| 54'1" | Tom Colich (Ingewood, Calif) 66 |
| 53'7" | Bob Brammen (Los Gatos, Calif) 64 |

DISCUS THROW (3 lb, 9 oz)

| | |
|--------|---|
| 201'3" | Chris Adams (Los Altos, Calif) 70 |
| 201'0" | Adams 70 |
| 200'1" | George Amundson (Central, Aberdeen, SD) 69 |
| 198'0" | Adams 70 |
| 197'3" | Kelvin Korver (Irving, Tex) 67 |
| 196'5" | Adams 70 |
| 196'2" | Adams 70 |
| 196'2" | Adams 70 |
| 195'8" | Billy Joe Winchester (Mt Mg, Spg Val, Cal) 70 |

| | |
|------------------|---|
| 195'4" | Bob Stoecker (Los Altos, Calif) 62 |
| 195'4" | Tom Birtwhistle (Gunn, Palo Alto, Cal) 69 |
| 194'5" | Karl Johnstone (N, Phoenix, Ariz) 59 |
| 193'1" | Randy Matson (Pampa, Tex) 63 |
| 193'0" | Jim Penrose (Crlmnt, Belmont, Calif) 68 |
| 192'8" | Russ Frame (Union, NJ) 69 |
| 192'1" | Mark Debevc (Geneva, Ohio) 67 |
| 192'0" | Jim Parker (Richardson, Tex) 70 |
| 190'11" | Cliff Larson (Forest Pk, Bmnt, Tex) 65 |
| 190'7" | Gary Schwartz (Wessington Spgs, SD) 62 |
| 190'7" | Mark Lumpkin (Lake Charles, La) 66 |
| 190'4" | Gary Butler (Conroe, Tex) 69 |
| 190'0" | Tom Brosius (Spgbrk, Silver Spring, Md) 68 |
| 189'11" | Pryor Nunn (Coronado, El Paso, Tex) 69 |
| 189'7" | Ken Pearson (Memorial, Houston, Tex) 67 |
| 189'5" | Carl Pellegrini (Jesusit, Dallas, Tex) 61 |
| 189'2" | Mc Taylor (Hartford, Conn) 69 |
| 189'1" | Jim Peters (Piedmont, Calif) 66 |
| 189'1" | Jon Gedhill (Pacific, S Leandro, Calif) 69 |
| 188'10" | Charles Calhoun (Howell Twp, Frmngl, NJ) 69 |
| 188'9" | Dan Hallauer (Colonial, Orlando, Fla) 66 |
| 188'7" | Roger Smith (Cleveland, Portland, Ore) 68 |
| 188'6" | Greg Gretz (Lincoln, Manitowoc, Wisc) 67 |
| 188'6" | Pete Miller (Hilliard, Ohio) 67 |
| 188'4" | Jim Benien (Central, Tulsa, Okla) 68 |
| 188'3" | Gary Kellogg (Scottsbluff, Nebr) 69 |
| Sloping surface: | |
| 211'4" | George Amundson (Central, Aberdeen, SD) 69 |
| 199'10" | Pete Miller (Hilliard, Ohio) 67 |
| 199'4" | Randy Matson (Pampa, Tex) 63 |
| 196'3" | Bob Stoecker (Los Altos, Calif) 62 |

DISCUS THROW (4 lb, 6.4 oz)

| | |
|---------|---|
| 175'8" | Archie Harris (Ocean City, NJ) 37 |
| 169'7" | Randy Matson (Pampa, Tex) 63 |
| 169'3" | Karl Johnstone (N, Phoenix, Ariz) 59 |
| 169'0" | Chris Adams (Los Altos, Calif) 70 |
| 168'4" | Johnstone 59 |
| 168'2" | Johnstone 59 |
| 167'4" | Tim Vollmer (Benson Poly, Portland, Ore) 64 |
| 164'10" | Jim Benien (Central, Tulsa, Okla) 68 |
| 164'9" | Jim Parker (Richardson, Tex) 70 |
| 164'4" | Bob Stoecker (Los Altos, Calif) 62 |
| 163'2" | Mark Lumpkin (Lake Charles, La) 66 |
| 162'7" | Bob Hawke (Butte, Mont) 65 |
| 162'0" | Jim Marshall (E, Columbus, Ohio) 56 |
| 161'5" | Al Santio (Hope, Providence, RI) 59 |
| 161'2" | Steve Lehmer (Loara, Anaheim, Calif) 66 |
| 160'4" | Bruce Hedenal (Paramus, NJ) 65 |
| 160'2" | Jack Egan (Balboa, San Francisco, Cal) 54 |

HAMMER THROW (12 lb)

| | |
|---------|--|
| 209'9" | Dick Narcessian (Woonsocket, RI) 65 |
| 208'10" | Alvin Jackson (Classical, Providence, RI) 70 |
| 208'3" | Jackson 70 |
| 204'10" | Jackson 70 |
| 203'1" | Narcessian 65 |
| 202'4" | Dennis Cambal (Phillips Ac, Andover, Ma) 68 |
| 202'0" | Jackson 70 |
| 201'11" | Narcessian 65 |
| 200'8" | Ralph Metcalfe (Choate, Wallgfrd, Conn) 66 |
| 199'11" | Jackson 70 |
| 199'10" | Pat Scanlon (Barrington, RI) 70 |
| 197'2" | Dick Rossman (Phillips Ac, Andover, Mass) 56 |
| 196'5" | John Fisher (Phillips Ac, Andover, Mass) 41 |
| 196'2" | Manny Rosa (Hope, Providence, RI) 69 |
| 196'0" | Ted DeMars (Classical, Providence, RI) 69 |
| 193'4" | Doug Greenwood (Hotchkiss, Lkville, Conn) 69 |

HAMMER THROW (16 lb)

| | |
|---------|--|
| 180'0" | Alvin Jackson (Classical, Providence, RI) 70 |
| 173'11" | Chuck Vandagriff (Castro Valley, Calif) 67 |
| 170'1" | Vandagriff 67 |
| 164'11" | Vandagriff 66 |
| 162'5" | Vandagriff 66 |

All-Time Outdoor List

160'3" Ed Rice (Phillips Ac, Andover, Mass) 59
 155'5" Jim Burnham (Phillips Ac, Andover, Ma) 43
 152'10" Dom Djerrasi (Madison, Brooklyn, NY) 70

JAVELIN THROW

252'8" Mark Murro (Essex Catholic, Newark, NJ) 67
 247'4" Murro 67
 247'1" Bob Obee (Wyandotte, Kans Cty, Kans) 70
 245'11" Murro 67
 245'3" Murro 67
 244'11" Terry Bradshaw (Woodlawn, Shrvprt, La) 66
 244'10" Craig Stiles (Malta, Mont) 70
 244'7" Jim Pearce (N, Shawnee Mission, Kans) 69
 244'4" Murro 67
 244'0" Murro 67
 242'10" Roger Collins (Livingston, NJ) 66
 241'1" Richard George (Millard, Fillmore, Ut) 70
 239'4" Ray Mushinski (Ambridge, Pa) 69
 238'8" Jack Hall (Pluaski, N Britain, Conn) 70
 235'8" Dave Reese (Haddon Heights, NJ) 66
 235'3" Bob Kouvolo (Ambridge, Pa) 67
 233'11" Dan Tindall (Princeton, NJ) 67
 232'9" Foss Miller (Eastmont, E Wenatchee) 65
 231'7" Ole Tretten (Clatskanie, Ore) 65
 231'5" George Stevens (Del Norte, Albuquerque) 69
 231'4" Bob Rivard (Hempfield, Landisville, Pa) 66
 231'2" Dave Melville (Enterprise, Ore) 70
 231'2" Delmon McNabb (Lake Charles, La) 63
 229'4" Mike Daniels (Central Linn, Halsey, Ore) 69
 228'10" Jim O'Donnell (North, Eugene, Ore) 65
 228'5" Rick Davis (Central Linn, Halsey, Ore) 70
 228'4" Bobby Barnes (Sulphur, La) 65
 228'2" Henry Santangini (Classical, Prov, RI) 69
 227'8" Walt Chamberlain (Cottage Grove, Ore) 68
 226'1" Don Cliver (Central Linn, Halsey, Ore) 70
 226'0" Jim Williams (Bish Miege, S M, Kans) 70
 226'0" Gary Quitsland (Bainbridge, B Is, Wash) 70
 225'8" Don Fisher (Cedar Grove, NJ) 70
 225'7" Wayne Donelon (Highland Park, NJ) 64
 225'6" Glenn Winningham (Grants Pass, Ore) 59
 225'6" Ron Shelley (SE, Wichita, Kans) 65

DECATHLON

7253 Milt Campbell (Plainfield, NJ) 53
 7175 Campbell 52
 7132 Campbell 52
 6945 Alvin Pearman (Roosevelt, NY) 66
 6899 Bob Mathias (Tulare, Calif) 48
 6826 Mathias 48
 6734 Fred Samara (Pt Hamilton, Brooklyn, NY) 69
 6656 Kenny Kring (Santa Maria, Calif) 70
 6616 Paul Herman (Reseda, Calif) 59
 6607 Dixon Farmer (Miramonte, Orinda, Cal) 58
 6607 Kring 70
 6592 Aubrey Lewis (Montclair, NJ) 54
 6530 Mike Garratt (Taft, Calif) 66
 6467 Rory Kenward (San Marcos, S Barb, Cal) 68
 6431 Barry Schur (Palo Verde, Tucson, Ariz) 70
 6421 Rafer Johnson (Kingsburg, Calif) 54
 6393 Geoff Vanderstock (Pom Cath, LaVerne) 64
 6340 Bill Blanchard (Reedley, Calif) 66
 6298 Paul Lorenz (Leavenworth, Kans) 66
 6250 John Morton (Edison, Miami, Fla) 64
 6181 Leon Patterson (Taft, Calif) 51
 6137 Mark Mondschein (Haverford, Hvtwn, Pa) 70
 6036 Dick Stillwagon (Central, Muncie, Ind) 55
 6019 Karl Harz (Wayne Hills, Wayne, NJ) 68
 6018 Mike Quirk (Orange Glen, Escdido, Cal) 67

440 YARD RELAY

40.2 Lincoln, Dallas, Tex 70
 40.7 Lincoln, Dallas, Tex 69
 40.7n Anderson, Austin, Tex 70
 41.0 Lincoln 70
 41.0n Smiley, Houston, Tex 70

41.1 Kirkpatrick, Ft Worth, Tex 68
 41.1 Kirkpatrick 68
 41.1n Wheatley, San Antonio, Tex 69
 41.2 Port Neches-Groves, Port Neches, Tex 65
 41.2 Lincoln 69
 41.2 Palo Duro, Amarillo, Tex 69
 41.2n South Oak Cliff, Dallas, Tex 69
 41.2 Castlemont, Oakland, Calif 70
 41.2 El Cerrito, Calif 70
 41.2n North Dallas, Dallas, Tex 70
 41.3 BT Washington, Wichita Falls, Tex 66
 41.3 Highlands, San Antonio, Tex 67
 41.3 Dunbar, Ft Worth, Tex 68
 41.3 Dunbar, Lubbock, Tex 68
 41.3 Centennial, Compton, Calif 68
 41.3 Kirkpatrick, Ft Worth, Tex 69
 41.3 Estacado, Lubbock, Tex 70
 41.4n Wheatley, Houston, Tex 65
 41.4 Miller, Corpus Christi, Tex 65
 41.4 Douglass, Oklahoma City, Okla 65
 41.4 Lee, Baytown, Tex 66
 41.4 Dunbar, Lubbock, Tex 67
 41.4 Paschal, Ft Worth, Tex 67
 41.4 Paschal, Ft Worth, Tex 68
 41.4n Lincoln, Dallas, Tex 68
 41.4n Wheatley, San Antonio, Tex 68
 41.4 Edison, Stockton, Calif 69
 41.4n Palo Duro, Amarillo, Tex 69
 41.4 Permian, Odessa, Tex 70
 41.4 Santa Ana, Calif 70

880 YARD RELAY

1:25.4 White Plains, NY 66
 1:25.8 White Plains 66
 1:25.9 Jefferson, Los Angeles, Calif 56
 1:25.9 Dorsey, Los Angeles, Calif 66
 1:26.0 Castlemont, Oakland, Calif 60
 1:26.0 Jefferson, Los Angeles, Calif 63
 1:26.0 Castlemont, Oakland, Calif 65
 1:26.0 Centennial, Compton, Calif 67
 1:26.0 Fremont, Los Angeles, Calif 67
 1:26.1 Centennial, Compton, Calif 61
 1:26.1 Jefferson, Los Angeles, Calif 62
 1:26.1 Jefferson, Los Angeles, Calif 64
 1:26.1 Memorial, Houston, Tex 67
 1:26.1 Killian, Miami, Fla 69
 1:26.2 San Bernardino, Calif 62
 1:26.2n Los Angeles, Calif 64
 1:26.2 Muir, Pasadena, Calif 67
 1:26.2 Kirkpatrick, Ft Worth, Tex 68
 1:26.3 McClymonds, Oakland, Calif 62
 1:26.3 San Diego, Calif 63
 1:26.3n Manual Arts, Los Angeles, Calif 63
 1:26.3 Fremont, Los Angeles, Calif 65
 1:26.3n Gardena, Calif 66
 1:26.4 Muir, Pasadena, Calif 64
 1:26.4n Muir, Pasadena, Calif 66
 1:26.4 Killian, Miami, Fla 68
 1:26.5 McClymonds, Oakland, Calif 63
 1:26.5 Fremont, Los Angeles, Calif 64
 1:26.5n Manual Arts, Los Angeles, Calif 66
 1:26.5 Mount Vernon, NY 68
 1:26.6 Grant, Del Paso Height, Calif 65

ONE MILE RELAY

3:11.8 Memorial, Houston, Tex 67
 3:11.8 Killian, Miami, Fla 69
 3:12.2 Lincoln, Dallas, Tex 70
 3:12.7 White Plains, NY 66
 3:12.7 Memorial 67
 3:13.0 Memorial 67
 3:13.3 Memorial 67
 3:13.5 Wheatley, Houston, Tex 69
 3:14.1 Memorial 67
 3:14.2 Wheatley 69

All-Time Outdoor List

3:14.3 Centennial, Compton, Calif 68
 3:14.6n Fremont, Los Angeles, Calif 68
 3:14.7n Anderson, Austin, Tex 70
 3:14.8n Jackson, Cambria Heights, NY 66
 3:14.8 Austin, El Paso, Tex 67
 3:14.9 Samuell, Dallas, Tex 64
 3:14.9 Harlan, Chicago, Ill 67
 3:14.9 Killian, Miami, Fla 68
 3:14.9n Wheatley, San Antonio, Tex 69
 3:15.1 Cooper, Abilene, Tex 66
 3:15.1 Memorial, Houston, Tex 68
 3:15.1 Centennial, Compton, Calif 69
 3:15.2 Andrews, Tex 60
 3:15.2 Los Angeles, Calif 69
 3:15.3n Lee, Houston, Tex 67
 3:15.3 Jones, Houston, Tex 70
 3:15.4 Lincoln, Jersey City, NJ 70
 3:15.5n Lincoln, San Diego, Calif 68
 3:15.5n Worthing, Houston, Tex 69
 3:15.6n Memorial, Houston, Tex 69
 3:15.6 Los Altos, Calif 70
 3:15.7 Roosevelt, Gary, Ind 62
 3:15.7 Mt Vernon, NY 68
 3:15.7 Moody, Corpus Christi, Tex 68
 3:15.7n Poly, Ft Worth, Tex 70

TWO MILE RELAY

7:35.6 Jackson, Cambria Heights, NY 66
 7:35.6n Boys, Brooklyn, NY 66
 7:40.8 Power Memorial, NYC, NY 69
 7:42.0 Proviso West, Hillside, Ill 65
 7:43.0 East, Wichita, Kans 65
 7:43.8 Molloy, Jamaica, NY 64
 7:44.0 Boys, Brooklyn, NY 67
 7:44.0 El Cerrito, Calif 69
 7:44.2 Berkeley, Calif 65
 7:44.2 Penn Hills, Pittsburgh, Pa 70
 7:45.0n State College, Pa 69
 7:45.4n Nazareth, Brooklyn, NY 67
 7:46.2 Brigham Young, Provo, Utah 67
 7:46.4n St Mary's, Manhasset, NY 64
 7:46.4n North Allegheny, Pittsburgh, Pa 70
 7:46.8 Catholic, Roselle, NJ 68
 7:47.4 Maine East, Park Ridge, Ill 64
 7:47.4 Central, Sioux City, Iowa 66
 7:47.8 State College, Pa 65
 7:47.8n Nazareth, Brooklyn, NY 68
 7:47.8 Clinton, Iowa 70
 7:48.0n Proviso West, Hillside, Ill 64
 7:48.0 Tustin, Calif 65
 7:48.4 Catholic, Roselle, NJ 65
 7:48.4 Ray, Corpus Christi, Tex 67
 7:48.4n Molloy, Jamaica, NY 64
 7:48.6 Ames, Iowa 66
 7:49.0n Molloy, Jamaica, NY 66
 7:49.0 Mt Vernon, NY 67
 7:49.0 Deptford Township, Almanesson, NJ 67
 7:49.0 Dulaney, Lutherville-Timonium, Md 70

FOUR MILE RELAY

17:12.2 Essex Catholic, Newark, NJ 66
 17:33.2 Principia, Mo 67
 17:41.2 Crespi Carmelite, Encino, Calif 65
 17:42.0 Proviso West, Hillside, Ill 63
 17:42.6 Mira Costa, Manhattan Beach, Calif 70
 17:44.0 Worthington, Ohio 68
 17:45.2 Kirkwood, Mo 65
 17:45.6 Power Memorial, NYC, NY 70
 17:46.2n Helix, La Mesa, Calif 70
 17:46.8 Clairemont, San Diego, Calif 70
 17:48.6 Shaker Heights, Ohio 70
 17:49.0n Westminster, Calif 65
 17:49.4n Tustin, Calif 65
 17:50.0 Hillsdale, Calif 62
 17:50.6n Lancaster, Ohio 68

17:50.8 Downey, Calif 62
 17:51.0 North, Eugene, Ore 62
 17:51.8 Palo Alto, Calif 59
 17:52.2 Essex Catholic, Newark, NJ 68
 17:52.2 Point Loma, San Diego, Calif 69

SPRINT MEDLEY RELAY

3:23.3 Memorial, Houston, Tex 67
 3:23.9 Boys, Brooklyn, NY 67
 3:25.0 East, Wichita, Kans 64
 3:25.4n Jackson, Cambria Heights, NY 67
 3:26.7 White Plains, NY 64
 3:26.8 BT Washington, Houston, Tex 66
 3:27.0 Hobbs, NM 66
 3:27.2 Catholic, Roselle, NJ 69
 3:27.4 LaHabra, Calif 61
 3:27.5 Wheatley, Houston, Tex 68
 3:27.5 Del Norte, Albuquerque, NM 70
 3:27.9n Orange, Calif 61
 3:27.9 Memorial, Houston, Tex 69
 3:28.0 La Habra, Calif 62
 3:28.1 Central, Kansas City, Mo 69
 3:28.3 Wheatley, Houston, Tex 69
 3:28.4n Hoover, Glendale, Calif 62
 3:28.4 Los Angeles, Calif 69
 3:28.8 Boys, Brooklyn, NY 66
 3:28.8 Massapequa, NY 69
 3:29.0 Poly, Long Beach, Calif 60
 3:29.1 Wyandotte, Kansas City, Kans 67
 3:29.2 Ray, Corpus Christi, Tex 65
 3:29.4 South Gate, Calif 61
 3:29.4 Tascosa, Amarillo, Tex 62
 3:29.4n Jackson, Cambria Heights, NY 66
 3:29.6 Ray, Corpus Christi, Tex 67
 3:29.6h Highland, Albuquerque, NM 70
 3:29.7 Abilene, Tex 66
 3:29.8 Houston, Tex 66

DISTANCE MEDLEY RELAY

10:05.6 Essex Catholic, Newark, NJ 67
 10:09.0 Tech, Brooklyn, NY 68
 10:09.4 Proviso West, Hillside, Ill 68
 10:09.8 Boys, Brooklyn, NY 66
 10:10.4n Mater Christi, Astoria, NY 68
 10:12.0 El Modena, Orange, Calif 70
 10:12.2n Stepinac, White Plains, NY 68
 10:12.4n Essex Catholic, Newark, NJ 66
 10:13.2n Randolph, Mass 66
 10:13.4 Berkeley, Calif 65
 10:13.4 Power Memorial, New York, NY 70
 10:13.6n Essex Catholic, Newark, NJ 68
 10:13.8 Wilcox, Santa Clara, Calif 65
 10:14.0 Poly, Long Beach, Calif 70
 10:14.2n Catholic, Roselle, NJ 70
 10:16.2n Fox Lane, Bedford, NY 67
 10:16.2 Rice, New York, NY 69
 10:16.8 Burlingame, Calif 69
 10:17.2 Compton, Calif 58
 10:17.4n McDevitt, Philadelphia, Pa 67
 10:17.4n Bishop Dubois, NYC, NY 70
 10:18.0 Lincoln, San Diego, Calif 67
 10:18.2 La Habra, Calif 68
 10:18.2n Rice, NYC, NY 70
 10:18.4 Tennyson, Hayward, Calif 66
 10:18.4n St Peter's, Staten Island, NY 69
 10:18.6 McKinley, Niles, Ohio 70
 10:18.8 Grant, Portland, Ore 65
 10:19.2n Power Memorial, NYC, NY 69
 10:19.2n Catholic, Roselle, NJ 69

SHUTTLE HURDLE RELAY

59.0 Sayreville Mem, Parlin, NJ 68
 59.1 Sayreville 68
 59.4 Sayreville 68
 59.8 Dulaney, Lutherville-Timonium, Md 69
 59.9 Cupertino, Calif 70

Indoor Records

| | | | | |
|--------------|------------|---|----------------------|----------|
| 40y | 4.5 | Ollie Hunter (New Rochelle, NY) | White Plains, NY | 12/27/64 |
| | 4.5 | Ollie Hunter (New Rochelle, NY) | New Rochelle, NY | 2/13/65 |
| | 4.5 | Dennis Morgan (White Plains, NY) | White Plains, NY | 2/12/70 |
| | 4.5 | Dennis Morgan (White Plains, NY) | White Plains, NY | 2/17/70 |
| 50y | 5.1s | Herb Washington (Central, Flint, Mich) | Hamilton, Ont | 3/23/68 |
| 50m | 5.4 | Bill Gaines (San Jose, Calif) | Moscow, SU | 2/18/68 |
| 60y | 5.9h | Bill Gaines (Clearview, Mullica Hill, NJ) | Albuquerque, NM | 3/ 4/66 |
| 70y | 7.0h | Dave Maser (Boone County, Florence, Ky) | Louisville, Ky | 2/25/67 |
| | 7.0 | Jim Green (Eminence, Ky) | Louisville, Ky | 2/25/67 |
| | 7.0n | Dan Thomas (DeSales, Louisville, Ky) | Louisville, Ky | 2/25/67 |
| | 7.0 | Jim Reed (Washington County, Springfield, Ky) | Louisville, Ky | 2/15/69 |
| 100y | 9.5h | Gene Pouncy (Lincoln, Dallas, Tex) | Houston, Tex | 2/13/70 |
| | 9.5 | Gene Pouncy (Lincoln, Dallas, Tex) | Houston, Tex | 2/14/70 |
| 220y | 22.1 | Paul Anthony (Wingate, Brooklyn, NY) | New York, NY | /61 |
| 300y | 31.2 | Otis Hill (White Plains, NY) | New York, NY | 2/13/65 |
| 440y | 49.1 | LaMotte Hyman (Jackson, Cambria Heights, NY) | New York, NY | 3/ 4/67 |
| 500y | 57.4 | Milton Mitchell (Lincoln, San Diego, Calif) | San Diego, Calif | 2/20/70 |
| 600y | 1:10.7 | Bob Wheeler (Dulaney, Lutherville-Timonium, Md) | Annapolis, Md | 1/31/70 |
| 880y | 1:52.4 | Willie Thomas (Englewood, Chicago, Ill) | Chicago, Ill | 3/22/69 |
| 1000y | 2:10.5 | Tom Sullivan (St George, Evanston, Ill) | Chicago, Ill | 3/10/61 |
| Mile | 4:07.2 | Jim Ryun (East, Wichita, Kans) | Manhattan, Kans | 3/27/65 |
| 3000m | 8:06.4n° | Gerry Lindgren (Rogers, Spokane, Wash) | San Francisco, Calif | 2/15/64 |
| 2Mile | 8:40.0n | Gerry Lindgren (Rogers, Spokane, Wash) | San Francisco, Calif | 2/15/64 |
| 3Mile | 13:37.8n | Gerry Lindgren (Rogers, Spokane, Wash) | New York, NY | 2/22/64 |
| 60yHH(39'') | 7.1 | Richmond Flowers (Lanier, Montgomery, Ala) | Memphis, Tenn | 2/27/65 |
| | 7.1 | Richard Polk (Central, Little Rock, Ark) | Memphis, Tenn | 3/ 4/66 |
| | 7.1 | Paul Gibson (Carlsbad, NM) | Albuquerque, NM | 3/ 5/66 |
| | 7.1s | Phil Herndon (Central, Little Rock, Ark) | Oklahoma City, Okla | 2/ 1/69 |
| 60yHH(42'') | 7.2 | Milt Campbell (Plainfield, NJ) | New York, NY | 2/14/53 |
| 65yHH(39'') | 7.7 | Mel Reeves (Northern, Pontiac, Mich) | Ypsilanti, Mich | 2/11/70 |
| 65yHH(42'') | 8.4 | Mel Reeves (Northern, Pontiac, Mich) | Ypsilanti, Mich | 12/30/69 |
| 70yHH(39'') | 8.4 | Eric McCaskil (Huntington, Newport News, Va) | Washington, DC | /65 |
| 70yHH(42'') | 8.5n | Mel Reeves (Northern, Pontiac, Mich) | Columbus, Ohio | 1/24/70 |
| 120yHH(39'') | 13.9h | Scottie Jones (Elmore, Houston, Tex) | Houston, Tex | 2/13/70 |
| 60yLH | 6.8 | Charles Houston (New Brunswick, NJ) | Lawrenceville, NJ | 1/26/63 |
| | 6.8h | George Byers (Central, Kansas City, Mo) | Kansas City, Mo | 2/26/65 |
| 65yLH | 7.1s | Wilbur Smith (Paseo, Kansas City, Mo) | Columbia, Mo | 3/26/66 |
| | 7.1h | Olin Morgan (Central, Kansas City, Mo) | Kansas City, Mo | 3/ 3/67 |
| 70yLH | 7.7 | Dave Steckler (Central, LaCrosse, Wisc) | Minneapolis, Minn | 4/ 1/67 |
| | 7.7 | Bob Bornkessel (North, Shawnee Mission, Kans) | Manhattan, Kans | 3/30/68 |
| HJ | 6'11 3/4'' | Stan Albright (Glenville, Cleveland, Ohio) | Cleveland, Ohio | 3/18/66 |
| PV | 16' 3/4'' | Paul Wilson (Warren, Downey, Calif) | Los Angeles, Calif | 2/13/65 |
| LJ | 26'2'' | Jerry Proctor (Muir, Pasadena, Calif) | Albuquerque, NM | 1/28/67 |
| TJ | 49'6 1/2'' | Doug Dickinson (Newport News, Va) | Lexington, Va | 2/ 8/69 |
| SP(12-lb) | 71'11'' | Jesse Stuart (Glasgow, Ky) | Columbus, Ohio | 2/24/70 |
| SP(16-lb) | 53'5'' | Randy Matson (Pampa, Tex) | Lubbock, Tex | 2/ 2/63 |
| 880R | 1:30.1 | Boys, Brooklyn, NY (Cecil Davis, Jim Washington, Bill Miller, Leroy Foster) | New York, NY | 3/ 6/65 |
| MileR | 3:20.1 | DeLaSalle Institute, New York, NY (John Quigley, Lou Collado, George Tucknott, Eddie Rogers) | New York, NY | 2/26/38 |
| | 3:20.1 | DeLaSalle Institute, New York, NY (John Quigley, Lou Collado, George Tucknott, Eddie Rogers) | New York, NY | 3/12/38 |
| 2MileR | 7:47.4 | Catholic, Roselle, NJ (Bill Carroll, Rich Gill, John Wolff, Joe Savage) | Lawrenceville, NJ | 2/18/69 |

Leading US Indoor Facilities Charted

| | |
|---|---|
| Albuquerque/Coliseum—10-lap banked board (176y) | Louisville/Freedom Hall—8-lap banked board (220y) |
| Annapolis/Navy—8-lap unbanked synthetic (220y) | Lubbock/Texas Tech—12-lap banked board (146.7y) |
| Baltimore/Civic Center—11-lap banked board (160y) | Manhattan/Kansas St—8-lap unbanked dirt (220y) |
| /5th Regiment Armory—8-lap flat floor (220y) | Memphis/Memphis St—11-lap banked synthetic (160y) |
| Chicago/Amphitheater—11-lap banked board (160y) | New York/102nd Engineers—8-lap flat floor (220y) |
| /University—8-lap unbanked dirt (220y) | /Mad Sq Gdn—11-lap banked synthetic (160y) |
| Cleveland/Arena—12-lap banked board (146.7y) | Philadelphia/Spectrum—11-lap banked board (160y) |
| Columbus/Ohio St—8-lap unbanked synthetic (220y) | Portland/Coliseum—11-lap banked board (160y) |
| Houston/Astrodome—5-lap banked board (352y) | Seattle/Coliseum—11-lap banked board (160y) |
| Jersey City/Armory—8-lap flat floor (220y) | San Diego/Arena—11-lap banked board (160y) |
| Kansas City/Arena—12-lap banked board (146.7y) | San Francisco/Cow Palace—11-lap banked board (160y) |
| Lexington/VMI—8-lap banked synthetic (220y) | Washington DC/Armory—8-lap flat floor (220y) |
| Los Angeles/Arena—11-laps banked synthetic (160y) | West Point/Army—5.9-lap banked synthetic (300y) |

1970 Indoor List

compiled by Jack Shepard

This 1970 US high school indoor list covers marks of performers from Sept. 1, 1969 to Aug. 31, 1970, and includes 10 athletes for the most regularly contested events. Marks registered on any surface are eligible for listing, but times recorded on tracks larger in circumference than 220-yards are listed separately under "Oversized track". The category "Short track" refers to marks made in the Jersey City Armory. Thought to be a 220-yard oval, it was discovered to be 2.5-yards short per lap. No more than one performance per athlete is carried in these lists. Other specifications on T&FN rules are explained in the Statistical Explanation on the inside front cover.

50 YARDS

- 5.4 Ron Shaw (Bartram, Philadelphia, Pa)
- 5.4 *John Boxley (Deptford, NJ)
- 5.4 Tom Case (York, Elmhurst, Ill)
- 5.4 *Bill Ezzo (Central, Canastota, NY)
- 5.4 James Martin (Manassas, Memphis, Tenn)
- 5.4 Bernard Murray (Bloom, Chicago Hts, Ill)

60 YARDS

- 6.1 Kent Merritt (Lane, Charlottesville, Va)
- 6.1 Reggie White (West, Gary, Ind)
- 6.2 Hank Snowden (Academy, Columbus, Ohio)
- 6.2 Clinton Baul (Washington, Tulsa, Okla)
- 6.2 Levine Burgess (Eastern, Washington, DC)
- 6.2 *Roy Young (Mt Morris, Mich)
- 6.2n Steve Riddick (Hampton, Va)
- 6.2 Matt Brown (Central, Kansas City, Mo)
- 6.2 Emmett Edwards (Central, Kansas City, Mo)
- 6.2n Ron Collins (Logansport, Ind)
- 6.2 Jim Daniels (Leo, Chicago, Ill)
- 6.2 Lansing Holman (Vashon, St Louis, Mo)

70 YARDS

- 7.1h **Ralph Pettway (Seneca, Louisville, Ky)
- 7.1 Barnie Blair (Bryan Station, Lexington, Ky)
- 7.2n Ken Gallichio (Catholic, Newport, Ky)
- 7.2 *Howard Strickland (Untd Twmsp, EMoline, Ill)

100 YARDS

- 9.5h Gene Pouncy (Lincoln, Dallas, Tex)
- 9.6h Joe Pouncy (Lincoln, Dallas, Tex)
- 9.7h Delvin Williams (Kashmere, Houston, Tex)

300 YARDS

- 32.1 James Primus (Lafayette, Brooklyn, NY)
- 32.1 *John Arcarese (East, Hartford, Conn)
- 32.2n Bill Collins (Mt Vernon, NY)
- 32.3h Matt Henry (Del Norte, Albuquerque, NM)
- 32.3 Jim Alexander (Washington, Tulsa, Okla)
- 32.3n Wayne Wright (Card Dougherty, Phil, Pa)
- 32.4 *Gary Gordon (Boys, Brooklyn, NY)
- 32.4n Charles Nixon (NW, Oklahoma City, Okla)
- 32.4 Pete Stauch (Wilbrk, Villa Park, Ill)

Oversized track:

- 32.3 Jeff Kensinger (Loveland, Colo)
- 32.3n Kent Brawner (Jefferson, Denver, Colo)

440 YARDS

- 49.7 Glen Gibbisch (Taft, Chicago, Ill)
- 49.8 Mark Lutz (Mayo, Rochester, Minn)
- 50.0 Terry Erickson (Morton West, Berwyn, Ill)
- 50.2h Matt Henry (Del Norte, Albuquerque, NM)
- 50.3 Dave Cole (Delbarton, NJ)
- 50.4 Louis Leonardi (All Hallows, Bronx, NY)

- 50.5 Jerry Kranik (Maine East, Park Ridge, Ill)
- 50.6 *Gary Gordon (Boys, Brooklyn, NY)
- 50.6 Wayne Wright (Cardinal Dougherty, Phil, Pa)
- 50.6 Bob Lavoie (West, Arvada, Colo)

Oversized track:

- 47.9 Tom Broderick (King, Corpus Christi, Tex)
- 48.0n Bill Goldapp (Memorial, Houston, Tex)
- 48.2n *Horace Grant (Jones, Houston, Tex)
- 49.0n **Harold Davis (Jones, Houston, Tex)
- 49.1n Ronnie Jenkins (Dickinson, Tex)

Short track:

- 49.5 Keith Davis (Lincoln, Jersey City, NJ)

500 YARDS

- 57.4 Milton Mitchell (Lincoln, San Diego, Calif)
- 59.3 Millard Bolden (Fleming, Roanoke, Va)
- 59.6n Chris Marchand (Edison, Alexandria, Va)

600 YARDS

- 1:10.7 Bob Wheeler (Dulaney, Luth-Tim, Md)
- 1:11.9 Keith Davis (Lincoln, Jersey City, NJ)
- 1:12.2 Terry Erickson (Morton West, Berwyn, Ill)
- 1:12.4 Charles Duckworth (Waltham, Mass)
- 1:12.6 Nick Leone (Phillips Ac, Andover, Mass)
- 1:13.1 Ed Marsteller (Baldwin, Pittsburgh, Pa)
- 1:13.2n Larry Cimoto (New Dorp, Staten Island, NY)
- 1:13.6 Chris Marchand (Edison, Alexandria, Va)
- 1:13.6n *Bob Ancona (Bethpage, NY)
- 1:13.6n *Jim Redd (Hamilton, Elmsford, NY)

880 YARDS

- 1:54.2 Tony Colon (Power Memorial, NYC, NY)
- 1:55.5 Terry Erickson (Morton West, Berwyn, Ill)
- 1:55.8 Andy Rubert (Proviso West, Hillside, Ill)
- 1:56.2 Steve Cotsirilos (Oak Park, Ill)
- 1:56.4 Kevin Reabe (Wat-Ket, Drayton Plains, Mich)
- 1:56.6n Clifforn Bruce (Bi Dubois, NYC, NY)
- 1:56.8 Joe Savage (Catholic, Roselle, NJ)
- 1:56.9 Don Creehan (S Hill Cath, Pittsburgh, Pa)
- 1:57.1n Russ Burr (Willowbrook Villa Park, Ill)
- 1:57.8 *Jim O'Hare (Gordon Tech, Chicago, Ill)

Short track:

- 1:51.3 Joe Savage (Catholic, Roselle, NJ)
- 1:56.8n Rich Holland (S Brnswk, Mnmth Junct, NJ)
- 1:57.2 Marty Joseph (Springfield, NJ)

1000 YARDS

- 2:12.3 Joe Savage (Catholic, Roselle, NJ)
- 2:13.5n Ken Schappert (Bishop Dubois, NYC, NY)
- 2:13.7 Bob Wheeler (Dulaney, Luth-Tim, Md)
- 2:13.8 Marty Joseph (Dayton, Springfield, NJ)
- 2:14.8n Clifford Bruce (Bishop Dubois, NYC, NY)
- 2:15.5 Steve Marks (Whitman, Bethesda, Md)
- 2:15.7 Tony Colon (Power Memorial, NYC, NY)
- 2:16.2 Denis Fikes (Rice, NYC, NY)

1970 Indoor List

- 2:16.5 Pat Lamoureux (Blanchet, Seattle, Wash)
2:17.3 Jim Euell (Norwich, Conn)

MILE

- 4:11.3 Joe Savage (Catholic, Roselle, NJ)
4:13.0 *David Merrick (Lincoln-Way, N Lenox, Ill)
4:14.2 Denis Fikes (Rice, NYC, NY)
4:15.7 Fred Geiger (Catholic, Roselle, NJ)
4:16.7 Ron Johnson (West, Torrance, Calif)
4:16.0n Marty Walsh (New Dorp, Staten Island, NY)
4:16.4n Bill Sieben (Union Cath. Scotch Plains, NJ)
4:17.0 Kevin Reabe (Wat-Ket, Drayton Plains, Mich)
4:17.1n Ken Schappert (Bishop DuBois, NYC, NY)
4:17.6 Rick Rojas (Los Alamos, NM)

Oversized track:

- 4:07.4n *David Merrick (Lin-Way, New Lenox, Ill)
4:11.6 Rick Rojas (Los Alamos, NM)

Short track:

- 4:14.7 Bill Sieben (Union Cath. Scotch Plains, NJ)
4:14.8 Chris Elliot (Ramapo, Franklin Lakes, NJ)

TWO MILES

- 9:02.2n *David Merrick (Lincoln-Way, N Lenox, Ill)
9:08.4n Mike Keogh (Essex Catholic, Newark, NJ)
9:10.2 *Charles Duggan (Public, Hartford, Conn)
9:10.8 Denis Fikes (Rice, NYC, NY)
9:12.6 Pat Maudera (Morton East, Cicero, Ill)
9:13.8 Scott Eden (Freeman, Richmond, Va)
9:16.0n Marty Walsh (New Dorp, Staten Island, NY)
9:16.0n Bill Louw (Upper Merion, Kg/Prussia, Pa)
9:16.4 Ron Johnson (West, Torrance, Calif)
9:18.2 Randy James (Ferris, Spokane, Wash)
9:18.2n Dave White (El Modena, Orange, Calif)

Oversized track:

- 8:56.8 *David Merrick (Lin-Way, New Lenox, Ill)

Short track:

- 9:13.6 Ken Medlin (Haddon Twmsp, Westmont, NJ)
9:15.0n **Mike Butynes (Sterling, Somerdale, NJ)
9:15.8n Bill Mahon (Bergen Catholic, Oradell, NJ)

THREE MILES

- 14:45.2 Justin Gubbins (Bellport, Brookhaven, NY)

45 YARD HURDLES

- 5.6 *Ty Boggs (Coatesville, Pa)
5.7 Van Debose (Andover, Mass)

50 YARD HURDLES

- 6.2 James Robinson (Camden, NJ)
6.3 Steve Rose (Niles North, Skokie, Ill)
6.4 Bobby Voight (Indian Riv, Chesapeake, Va)
6.4n Ronald Wertz (Cradock, Portsmouth, Va)
6.4 Fred Singleton (Mt Vernon, NY)
6.4 Tyrone Cooks (Harding, Warren, Ohio)
6.4 Tom Moseley (Shaker Heights, Ohio)
6.4 Mark Young (Columbiana, Ohio)
6.4n Del Hansen (Maine West, Des Plaines, Ill)

60 YARD HURDLES

- 7.2 Paul Riccardi (Kennedy, Iselin, NJ)
7.3 Don Braxton (Essex Catholic, Newark, NJ)
7.3 James Robinson (Camden, NJ)
7.3 Bob Ryan (New Milford, NJ)
7.3 Steve Harris (Central, Lawrence, Ind)
7.4 Al Cadogan (Ford, Brooklyn, NY)
7.4 Fred Singleton (Mt Vernon, NY)
7.4 Steve DeMedicis (Crossland, CpSpgs, Md)
7.4n Larry Shipp (Roosevelt, Washington, DC)
7.4n Robert Colbert (Anacostia, Washington, DC)
7.4 Lennox Montrose (Poly, Brooklyn, NY)
7.4 Greg Lardieri (Dulaney, Luth-Tim, Md)
7.4 Steve Rose (Niles North, Skokie, Ill)

65 YARD HURDLES (39")

- 7.7 Mel Reeves (Northern, Pontiac, Mich)

- 8.0n Ronald Light (Northern, Flint, Mich)

65 YARD HURDLES (42")

- 8.4 Mel Reeves (Northern, Pontiac, Mich)
8.5n Jim Simmons (North, Grosse Pointe, Mich)

70 YARD HURDLES

- 8.5 *Ricky Jones (Lafayette, Lexington, Ky)
8.6 Ken Reeves (East St Louis, Ill)
8.6 Doug Max (West, Greeley, Colo)
8.7 Steve DeMedicis (Crossland, Camp Spgs, Md)
8.7 Tim Kight (Worthington, Ohio)
8.7n Ken Godfrey (Boulder, Colo)

70 YARD HURDLES (42")

- 8.5n Mel Reeves (Northern, Pontiac, Mich)

120 YARD HIGH HURDLES

- 13.9h *Scottie Jones (Elmore, Houston, Tex)
14.1 Eric Elkins (Jesuit, Dallas, Tex)

50 YARD LOWS

- 6.0 Gerald Gaines (Wn Branch, Chesapeake, Va)
6.1 Ronald Wertz (Cradock, Portsmouth, Va)
6.1 Steve Rose (Niles North, Skokie, Ill)
6.1 Bob Kacvinsky (Benedictine, Cleveland, Oh)
6.1 Al Price (Warrens, Ohio)
6.1 Bill Kehmeier (Cedaredge, Colo)

60 YARD LOWS

- 7.0 Kent Merritt (Lane, Charlottesville, Va)
7.0 Steve Rose (Niles North, Skokie, Ill)
7.0 Bill Hoover (Evanston, Ill)
7.0 Bruce Murray (Bloom, Chicago Hts, Ill)

65 YARD LOWS

- 7.3 Renard Lawson (Central, Kansas City, Mo)
7.3 *Reggie Bobo (Soldan, St Louis, Mo)
7.3 Wavie Reed (Charleston, Mo)
7.3 James Williams (Northwest, St Louis, Mo)

70 YARD LOWS

- 7.9 Oscar Brown (North, Wichita, Kans)
7.9 Everett Morgan (Sumner, Kansas City, K)
7.9 Chuck Miller (Brainerd, Minn)
8.0 Tim Kight (Worthington, Ohio)
8.0n Mark Harris (Lawrence, Kans)
8.0 Steve Seykora (Owatonna, Minn)

HIGH JUMP

- 6'9" Gayln Sweet (Octavia, Colfax, Ill)
6'8 $\frac{1}{2}$ " Fred Cason (Central, Kansas City, Mo)
6'8" Ric Teller (Mt Rainier, D Moines, Wash)
6'8" Brian Bozzone (Nazareth, Brooklyn, NY)
6'7 $\frac{1}{2}$ " Brad Miller (Sturgis, Mich)
6'6 $\frac{1}{2}$ " *Skip Grodahl (Havre, Mont)
6'6 $\frac{1}{4}$ " Glenn Ray (Haltom, Ft Worth, Tex)
6'6" Gene White (Bristol, Pa)
6'6" Don Tuck (Eisenhower, Lawton, Okla)
6'6" Jerry Foster (Bloom, Chicago Hts, Ill)
6'6" Gene Hansborough (Poplar Bluff, Mo)
6'6" Tyrone Carpenter (E St Louis, Mo)

POLE VAULT

- 14'10" Dixon Boughman (Kokomo, Ind)
14'7 $\frac{1}{2}$ " Jim Lee (Austin, Minn)
14'6" *Bob Crites (Northwestern, Kokomo, Ind)
14'6" Jim Kleiger (Regis, Denver, Colo)
14'4" Gordon Crail (Greenwood, Ind)
14'3 $\frac{3}{4}$ " Norm Davis (Jefferson, Denver, Colo)
14'2" Jeff Linta (Malabar, Mansfield, Ohio)
14'1 $\frac{1}{2}$ " Mark Cooper (Wheat Ridge, Colo)
14'1 $\frac{1}{2}$ " Bruce Horman (Kirkwood, Mo)
14'1 $\frac{1}{2}$ " Sid Mead (South, Wichita, Kans)
14'1 $\frac{1}{2}$ " *Fred Bellairs (Central, Flint, Mich)

1970 Indoor List

LONG JUMP

| | |
|-----------------------|--|
| 23'10 $\frac{1}{2}$ " | Ray Griffin (Titusville, Fla) |
| 23'2 $\frac{1}{2}$ " | Jerry Foster (Bloom Chicago Heights, Ill) |
| 23'0" | Dave Powdrell (Highlands, Albuquerque, NM) |
| 22'11 $\frac{1}{2}$ " | John Piana (Glenbrook N, Northbrook, Ill) |
| 22'10 $\frac{1}{2}$ " | Andy Stall (Jefferson, Lafayette, Ind) |
| 22'10 $\frac{1}{4}$ " | Warren Franz (Boulder, Colo) |
| 22'8 $\frac{1}{2}$ " | John Douglass (Wheat Ridge, Colo) |
| 22'6 $\frac{1}{2}$ " | Vincent Williams (Great Bend, Kans) |
| 22'6 $\frac{1}{4}$ " | **Lester Scott (Alton, Ill) |
| 22'6" | Tom Keefe (Morton West, Berwyn, Ill) |

TRIPLE JUMP

| | |
|----------------------|---|
| 47'6" | Gerald Gaines (Wn Branch, Chesapeake, Va) |
| 47'5 $\frac{3}{4}$ " | Don Bailey (Manual, Denver, Colo) |
| 45'6" | Cyrus Gaines (Huntington, Newport N, Va) |
| 45'1 $\frac{1}{4}$ " | Norman Williams (Fst Col, Va Beach, Va) |
| 45'0" | Bob Tunnell (Shoreline, Seattle, Wash) |

SHOT PUT

| | |
|-----------------------|--|
| 71'11" | Jesse Stuart (Glasgow, Ky) |
| 65'10" | Steve Adams (St Joseph, Montvale, NJ) |
| 61'2 $\frac{1}{4}$ " | Robert Brady (St Joseph, Montvale, NJ) |
| 59'11 $\frac{3}{4}$ " | *Rudy Guevera (Essex Cath, Newark, NJ) |
| 59'11" | Greg Sullivan (Xaverian, Westwood, Mass) |
| 59'9 $\frac{1}{2}$ " | Greg Cortina (Hun, Princeton, NJ) |
| 59'9" | Steve Smylie (Forest Pk, Beaumont, Tex) |
| 58'8" | Steve Nelson (Central, Battle Creek, Mich) |
| 58'4 $\frac{3}{4}$ " | Cliff Burt (Great Bend, Kans) |
| 58'1 $\frac{1}{4}$ " | Gale Munger (Fredonia, Kans) |

880 YARD RELAY

| | |
|---------|---------------------------|
| 1:32.1 | Evander Childs, Bronx, NY |
| 1:32.1 | Linden, Columbus, Ohio |
| 1:32.3 | Eastern, Middletown, Ky |
| 1:32.4 | McKinley, Washington, DC |
| 1:32.5n | Eastern, Washington, DC |
| 1:32.9 | Evanston, Ill |
| 1:32.9n | Newtown, Elmshurst, NY |

Oversized track:

| | |
|--------|---------------|
| 1:31.1 | Mt Vernon, NY |
|--------|---------------|

Short track:

| | |
|--------|--------------------------|
| 1:31.9 | Lincoln, Jersey City, NJ |
|--------|--------------------------|

ONE MILE RELAY

| | |
|--------|------------------------------|
| 3:22.8 | Seton Hall, South Orange, NJ |
|--------|------------------------------|

| | |
|---------|------------------------------|
| 3:25.2n | Lincoln, Jersey City, NJ |
| 3:25.5 | Del Norte, Albuquerque, NM |
| 3:25.5 | Boys, Brooklyn, NY |
| 3:25.7 | Mt Vernon, NY |
| 3:25.8 | Roosevelt, Washington, DC |
| 3:25.8n | Jackson, Cambria Heights, NY |
| 3:25.8 | Niles North, Skokie, Ill |
| 3:26.3 | Willowbrook, Villa Park, Ill |
| 3:26.8 | Englewood, Chicago, Ill |

Oversized track:

| | |
|---------|------------------------------|
| 3:12.8 | Lincoln, Dallas, Tex |
| 3:18.6n | Anderson, Austin, Tex |
| 3:19.0 | Jones, Houston, Tex |
| 3:19.4n | Carroll, Corpus Christi, Tex |

Short track:

| | |
|--------|------------------------------|
| 3:22.1 | Seton Hall, South Orange, NJ |
| 3:22.8 | Lincoln, Jersey City, NJ |

TWO MILE RELAY

| | |
|---------|--------------------------------|
| 7:51.4 | Catholic, Roselle, NJ |
| 7:52.0n | Power Memorial, NYC, NY |
| 7:56.6n | Archbishop Molloy, Jamaica, NY |
| 7:58.4n | Fordham Prep, Bronx, NY |
| 8:01.6n | Bishop Loughlin, Brooklyn, NY |
| 8:02.4 | Rice, NYC, NY |
| 8:02.6 | Proviso West, Hillside, Ill |
| 8:03.6 | Bishop Dubois, NYC, NY |
| 8:03.6 | Maine East, Park Ridge, Ill |
| 8:04.0 | Evanston, Ill |

Oversized track:

| | |
|--------|----------------------------|
| 7:57.6 | Moody, Corpus Christi, Tex |
|--------|----------------------------|

SPRINT MEDLEY RELAY

| | |
|--------|-----------------------------------|
| 3:35.9 | Colonia, NJ |
| 3:38.3 | Tech, Brooklyn, NY |
| 3:39.5 | Archbishop Molloy, Jamaica, NY |
| 3:40.0 | Union Catholic, Scotch Plains, NJ |

Oversized track:

| | |
|--------|------------------------------|
| 3:38.4 | Seton Hall, South Orange, NJ |
|--------|------------------------------|

Short track:

| | |
|--------|--------------------------|
| 3:36.0 | Catholic, Roselle, NJ |
| 3:37.4 | Lincoln, Jersey City, NJ |

DISTANCE MEDLEY RELAY

| | |
|---------|-----------------------|
| 10:33.6 | McKinley, Niles, Ohio |
|---------|-----------------------|

Short track:

| | |
|---------|-----------------------|
| 10:16.8 | Catholic, Roselle, NJ |
|---------|-----------------------|

All-Time Indoor List

compiled by Hugh Gardner

This all-time high school indoor performers list is a continuation of the first-ever such list published in the 1969 High School Annual. Marks which bettered performances on that list thus are listed here - five deep in most cases and except in the case of ties. Running events contested on tracks larger than 220-yards are carried under the separate category of "Oversized Track". The year of the performance is listed at the end of each line. Other information regarding the compilation of this list can be found in the Statistical Explanation on the inside front cover.

All-Time Indoor List

40 YARDS

- 4.5 Ollie Hunter (New Rochelle, NY) 64
4.5 Hunter 65
4.5 Dennis Morgan (White Plains, NY) 70
4.5 Morgan 70

50 YARDS

- 5.1n Herb Washington (Central, Flint, Mich) 68
5.1s Washington 68
5.2h Kirk Clayton (Scotlandville, La) 65
5.2 Bill Gaines (Clearview, Mullica Hill, NJ) 66
5.2 Gaines 67
5.2 Washington 68
5.3 George Hartsfield (Glassboro, NJ) 64
5.3 Bill Miller (Boys, Brooklyn, NY) 64
5.3 Richmond Flowers (Lanier, Mont, Ala) 65
5.3 George Carter (Danvers, Mass) 66
5.3 Jim Kirby (North, Des Moines, Ia) 67
5.3 Tom Scavuzzo (Mullen, Ft Logan, Colo) 69

60 YARDS

- 5.9h Bill Gaines (Clearview, Mullica Hill, NJ) 66
6.0 Gaines 66
6.0 Gaines 66
6.0 Gaines 67
6.0 Gaines 67
6.0 Gaines 67
6.0 Gaines (San Jose, Calif) 68
6.0 Gaines 68
6.0h Gaines 68
6.0 Gaines 68
6.0 Gaines 68
6.1 Jim Jackson (Dunbar, Lubbock, Tex) 62
6.1 George Aldredge (Hind Park, Dallas, Tex) 64
6.1 Fred Howard (Washington, S Bend, Ind) 66
6.1h Tony Ward (Central, Kansas City, Mo) 67
6.1 Mike Goodrich (East St Louis, Ill) 67
6.1 Larry Highbaugh (Washington, Indpls, Ind) 67
6.1 Herb Washington (Central, Flint, Mich) 68
6.1 Levine Burgess (Eastern, Washington, DC) 69
6.1h Jerry Taylor (Spruce, Dallas, Tex) 69
6.1h Ed Breaston (Bellevue, Ohio) 69
6.1 Kent Merritt (Lane, Charlottesville, Va) 70
6.1 Reggie White (West, Gary, Ind) 70

70 YARDS

- 7.0h Dave Maser (Boone Cnty, Florence, Ky) 67
7.0 Jim Green (Eminence, Ky) 67
7.0n Don Thomas (DeSales, Louisville, Ky) 67
7.0 Jim Reed (Wash Cnty, Springfield, Ky) 69
7.1 Bob Brown (Male, Louisville, Ky) 66
7.1h Ralph Pettway (Seneca, Louisville, Ky) 70
7.1h Barrie Blair (Bryan Stn, Lexington, Ky) 70

100 YARDS

- 9.5h Gene Pouncy (Lincoln, Dallas, Tex) 70
9.5 Pouncy 70
9.6h Pouncy 69
9.6h Ken Curl (Worthing, Houson, Tex) 69
9.6 Curl 69
9.6h Joe Pouncy (Lincoln, Dallas, Tex) 70
9.6n J. Pouncy 70
9.7h Delvin Williams (Kashmere, Hstn, Tex) 70
9.8 Al Phillips (Montclair, NJ) 56
9.8 Levine Burgess (En, Washington, DC) 70
9.8h Larry Jefferson (SOak Cliff, Dallas, Tex) 70
9.8h Donnie McGraw (SOak Cliff, Dallas, Tex) 70

220 YARDS

- 22.1 Paul Anthony (Wingate, Brooklyn, NY) 61
22.2 Ted Ellison (Clinton, Bronx, NY) 35
22.3 Ron Wilson (Boys, Brooklyn, NY) 63
22.4 Ellison 35

Oversized track:

- 22.0 Ollie Hunter (New Rochelle, NY) 65
22.3 Hunter 63

300 YARDS

- 31.2 Otis Hill (White Plains, NY) 65
31.3 Julio Meade (Jackson, Cambria Hts, NY) 66
31.4 George Aldredge (Hind Park, Dallas, Tex) 66
31.4n Hill 66
31.5 Gary Vann (Hartford, Conn) 69
31.6n Vince Matthews (Jackson, Cbria Hts, NY) 65

Oversized track:

- 30.6 Olen Terrell (Moody, C Christi, Tex) 69
30.8h Terrell 69
30.8n Willie Blackmon (Wheatley, Hstn, Tex) 69
30.9n Ralph Kannady (Worthing, Hstn, Tex) 69
31.0n Rufus Shaw (Lincoln, Dallas, Tex) 69

440 YARDS

- 49.1 LaMotte Hyman (Jackson, Cbra Hts, NY) 67
49.2 George Rainey (White Plains, NY) 64
49.4 Julio Meade (Jackson, Cambria Hts, NY) 66
49.4n Otis Hill (White Plains, NY) 66
49.5 Hill 65
49.5 Gil Perca (Valley, Albuquerque, NM) 68
49.5 Roger Colglazier (Cent. Davenport, Ia) 68
49.5 Nat Allen (Dunbar, Chicago, Ill) 68

Oversized track:

- 47.9 Tom Broderick (King, C Christi, Tex) 70
48.0n Bill Goldapp (Memorial, Houston, Tex) 70
48.2n Horace Grant (Jones, Houston, Tex) 70
48.3h Grant 70

500 YARDS

- 57.4 Milt Mitchell (Lincoln, San Diego, Cal) 70
57.8 Mitchell 69
59.0 Jere VanDyk (H Bay, Vancouver, Wash) 64
59.3 Millard Bolden (Fleming, Roanoke, Va) 70

600 YARDS

- 1:10.7 Bob Wheeler (Dulaney, Luth-Tim, Md) 70
1:11.5 Joe Mullins (Huntington, Boston, Mass) 56
1:11.9 Keith Davis (Lincoln, Jersey City, NJ) 70
1:12.1 Joe Dudley (Phillips Academy, Exeter, NH) 69
1:12.2 Terry Erickson (Morton West, Berwyn, Ill) 70
1:12.4 Charles Duckworth (Walham, Mass) 70
1:12.6 Brian McElroy (Massapequa, NY) 69
1:12.6 Nick Leone (Phillips Ac, Andover, Mas) 70

880 YARDS

- 1:52.4 Willie Thomas (Englewood, Chicago, Ill) 69
1:52.8 Tom Sullivan (St George, Evanston, Ill) 61
1:53.2 Larry Kelly (Maine East, Park Ridge, Ill) 64
1:53.7 Craig Grant (Proviso West, Hillside, Ill) 65

1000 YARDS

- 2:10.5 Tom Sullivan (St George, Evanston, Ill) 61
2:12.3 Joe Savage (Catholic, Roselle, NJ) 70
2:12.4 John Brady (St Helena, Bronx, NY) 68
2:12.6n Julius Larrymore (Adams, Ozone Pk, NY) 68
2:12.6 Brian McElroy (Massapequa, NY) 69
2:13.3n Bill McLoughlin (Sacred Ht, Yonkers, NY) 68

MILE

- 4:07.2 Jim Ryan (East, Wichita, Kans) 65
4:10.0 Lee LaBadie (Maine W, Des Plaines, Ill) 68
4:10.8 Rich Elliott (Proviso West, Hillside, Ill) 67
4:11.2 Tom Sullivan (St George, Evanston, Ill) 61
4:11.3 Joe Savage (Catholic, Roselle, NJ) 70
4:11.5 Rick Riley (Ferris, Spokane, Wash) 66

Oversized track:

- 4:07.4n David Merrick (Lin-Way, New Lenox, Ill) 70

TWO MILES

- 8:40.0n Gerry Lindgren (Rogers, Spokane, Wash) 64
8:46.0n Lindgren 64
8:59.6n Art Dulong (Randolph, Mass) 66
9:00.0 Lindgren 63
9:01.4 Armando Valencia (Valley, El Cajon, Cal) 67

All-Time Indoor List

9:02.2n David Merrick (Lin-Way, New Lenox, Ill) 70'46"9"
 9:04.0n Otis Martin (Lincoln, San Diego, Calif) 67
 9:05.2n Mike Ryan (Wilcox, Santa Clara, Calif) 65

Oversized track:

8:56.8 David Merrick (Lin-Way, New Lenox, Ill) 70
 9:00.4 Merrick 70

60 YARD HURDLES

7.1 Richmond Flowers (Lanier, Mont, Ala) 65
 7.1 Richard Polk (Central, Little Rock, Ark) 66
 7.1 Paul Gibson (Carlsbad, NM) 66
 7.1s Phil Herndon (Central, Little Rock, Ark) 69

4 hurdles:

7.0 Ken Coniglio (Loughlin, Brooklyn, NY) 62

60 YARD HURDLES (42")

7.2 Milt Campbell (Plainfield, NJ) 53
 7.3n Campbell 53
 7.3s Paul Wilson (Plainfield, NJ) 64
 7.4 Wilson 62
 7.4 Wilson 64
 7.4 Wilson 64
 7.4 Al Cadogan (Ford, Brooklyn, NY) 69
 7.5 Herm Johnson (Plainfield, NJ) 59
 7.5 Rex Cawley (Farmington, Mich) 59
 7.5 Charley Houston (New Brunswick, NJ) 63
 7.5n Ken Donovan (Sayville, NY) 64
 7.5 George Carty (Perth Amboy, NJ) 64t

120 YARD HIGH HURDLES

13.9h Scottie Jones (Elmore, Houston, Tex) 70
 14.1 Eric Elkins (Jesuit, Dallas, Tex) 70
 14.4 Donnie Rogers (Bay City, Tex) 69
 14.4n Darus Daniels (Madison, Houston, Tex) 70
 14.5h Rogers 69
 14.5n Mike Cronholm (Lake Highlands, Dallas) 69
 14.5n Dave Stephens (Conroe, Tex) 69
 14.5n Greg Pape (Falfurrias, Tex) 70

HIGH JUMP

6'11 $\frac{3}{4}$ " Stan Albright (Glenville, Cleveland, O) 66
 6'11 $\frac{1}{4}$ " Bill McClellon (Clinton, Bronx, NY) 65
 6'10 $\frac{3}{4}$ " McClellon 65
 6'10" McClellon 65
 6'10" Fred Jackson (Castlemont, Oakland, Cal) 66
 6'10" Randy Crady (Chillicothe, Ill) 68
 6'10" Reynaldo Brown (Compton, Calif) 68

POLE VAULT

16'2 $\frac{3}{4}$ " Paul Wilson (Warren, Downey, Calif) 65
 15'8" Wilson 65
 15'6 $\frac{1}{4}$ " Wilson 65
 15'0" Jan Johnson (Bloom Twp, Chicago Hts, Ill) 68
 14'10 $\frac{1}{2}$ " Joe Viktor (Proviso West, Hillside, Ill) 66
 14'10" Dixon Boughman (Kokomo, Ind) 70
 14'8 $\frac{3}{4}$ " Dave Bussabarger (Hickman, Col, Mo) 68

LONG JUMP

26'2" Jerry Proctor (Muir, Pasadena, Calif) 67
 25'10 $\frac{1}{2}$ " Proctor 67
 25'9" Proctor 67
 25'3 $\frac{3}{4}$ " Proctor 67
 24'8" Proctor 67
 23'11 $\frac{3}{4}$ " Bob Brown (Male, Louisville, Ky) 65
 23'11" Roy Houston (Evanston, Ill) 65
 23'10 $\frac{1}{2}$ " Ray Griffin (Titusville, Fla) 70
 23'9 $\frac{1}{2}$ " Dennis Johnson (Central, Kalamazoo, Mi) 68
 23'8 $\frac{3}{4}$ " Fred Macklin (Bloom Twp, Chic Hts, Ill) 57
 23'8 $\frac{1}{4}$ " Lewis King (Lincoln, San Diego, Calif) 67

TRIPLE JUMP

49'6 $\frac{1}{2}$ " Doug Dickinson (Newport News, Va) 69
 48'9 $\frac{3}{4}$ " Dickinson 68
 47'6" Gerald Gaines (Wn Brnch, Chspk, Va) 70
 47'5 $\frac{3}{4}$ " Don Bailey (Manual, Denver, Colo) 70

Mike McMannon (Catholic, Newport, Ky) 68

SHOT PUT

71'11" Jesse Stuart (Glasgow, Ky) 70
 67'4 $\frac{3}{4}$ " Doug Lane (Jefferson, Cedar Rapids, Ia) 68
 67'0" Stu Voigt (West, Madison, Wisc) 66
 67'0" Stuart 69
 66'8 $\frac{3}{4}$ " Stuart 69
 65'10" Steve Adams (St Joseph's, Mtvale, NJ) 70
 63'11" Gene Crews (University City, Mo) 62

880 YARD RELAY

1:30.1 Boys, Brooklyn, NY 65
 (Davis, Washington, Miller, Foster)
 1:30.2n Jackson, Cambria Heights, NY 65
 (Wilson, Pyle, Matthews, Meade)
 1:30.4h White Plains, NY 66
 (Simmons, Thomas, James, Reed)
 1:30.5h Boys, Brooklyn, NY 65
 (Davis, Washington, Miller, Foster)
 1:30.5 White Plains, NY 66
 (Simmons, Thomas, James, Reed)
 1:31.5h Taft, Bronx, NY 67
 (Gadson, Garcia, Monroe, Pickett)
 1:31.5 Jamaica, NY 68
 (Vollin, Austin, Mordaunt, Ford)

Oversized track:

1:31.1 Mount Vernon, NY 69
 (Owens, Wells, Singleton, Collins)

ONE MILE RELAY

3:20.1 DeLaSalle Institute, New York, NY 38
 (Quigley, Collado, Tucknott, Rogers)
 3:20.1 DeLaSalle Institute, New York, NY 38
 (Quigley, Collado, Tucknott, Rogers)
 3:21.2 DeLaSalle Institute, New York, NY 38
 (Quigley, Collado, Tucknott, Rogers)
 3:21.5 White Plains, NY 66
 (Reed, Turner, James, Hill)
 3:21.7 DeLaSalle Institute, New York, NY 38
 (Quigley, Collado, Tucknott, Rogers)
 3:22.3 Jackson, Cambria Heights, NY 67
 (Hyman, White, Fordham, Thomas)
 3:22.5 Seton Hall, South Orange, NJ 69
 (Venezia, Flaherty, Riva, Mielko)
 3:22.8 St Francis, Brooklyn, NY 58
 (Pinder, Hegarty, Tynan, Armstead)
 3:22.8 Seton Hall, South Orange, NJ 70
 (Ryan, Cvassa, Riva, Carter)


Oversized track:

3:12.8 Lincoln, Dallas, Tex 70
 (Shaw, J. Pouncy, Niedlods, G. Pouncy)
 3:15.6 Wheatley, Houston, Tex 69
 (Monnette, Brown, Russell, Blackmon)
 3:16.0h Lincoln, Dallas, Tex 70
 (Shaw, J. Pouncy, Niedlods, G. Pouncy)
 3:18.0n Moody, Corpus Christi, Tex 69
 (Esqueda, Jimenez, Lusk, Terrell)
 3:18.6n Anderson, Austin, Tex 70
 3:19.0nh Conroe, Tex 69
 (Small, Bernardino, Thompson, Martin)
 3:19.0n Jones, Houston, Tex 70
 (Grant)

TWO MILE RELAY

7:47.4 Catholic, Roselle, NJ 69
 (Carroll, Gill, Wolff, Savage)
 7:49.2 Molloy, Jamaica, NY 64
 (Teese, Schroeter, P. Farrell, B. Zieminski)
 7:50.4 Boys, Brooklyn, NY 67
 (Schell, Payne, Henry, Jackson)
 7:51.4 Catholic, Roselle, NJ 70
 (Migliorini, Dohn, Geiger, Savage)
 7:51.8 Proviso West, Hillside, Ill 65
 (Hughes, Johnsa, Bowman, Grant)

TRACK & FIELD NEWS



TRACK & FIELD NEWS, the popular bible of the sport for 21 years, brings you news and features 18 times a year, including twice a month during the February-July peak season.

THE EXCITING NEWS of the track scene comes to you as it happens, with in-depth coverage by the world's most knowledgeable staff of track reporters and correspondents.

A WEALTH OF HUMAN INTEREST FEATURES involving your favorite track figures will be found in each issue. This gives you a close look at those who are making the news: how they do it and why, their reactions, comments, and feelings.

DOZENS OF ACTION PHOTOS are contained in each copy, recapturing the thrills of competition and taking you closer still to the happenings on the track.

STATISTICAL STUDIES, U.S. AND WORLD LISTS AND RANKINGS, articles on technique and training, quotable quotes, special columns, and much more lively reading complement the news and the personality and opinion pieces to give the fan more information and material of interest than he'll find anywhere else.

THE COMPREHENSIVE COVERAGE of men's track extends from the preps to the Olympics, indoor and outdoor events, cross country, U.S. and foreign, and other special areas. You'll get all the major news of your favorite sport. Only \$6.00 for one year (18 issues).

We also offer track books, films, tours, pins, and other merchandise. Write for our free Track & Field Market Place catalog.

TRACK & FIELD NEWS, BOX 296, LOS ALTOS, CALIF. 94022.