


ESTES
CALIFORNIA TRACK NEWS

JULY-AUGUST 1976

ISSUE NUMBER 12

50¢

BULK RATE
U. S. POSTAGE
PAID
Fresno, CA 9370
Permit No. 629



11/76

Athletic Department
Gene "Red" Estes
Fresno State University
Fresno CA 93710



photo by Bill Leung, Jr.



CALIFORNIA TRACK NEWS

1717 South Chestnut Avenue
Fresno, California 93702

BIMONTHLY \$3.50 / YEAR

PUBLISHER: Fresno Pacific College Track Team
EDITOR: Bill Cockerham

MANAGEMENT: Judy Cockerham
HIGH SCHOOL: Ron Blackwood, Keith Conning, Jack Shepard
GIRL'S AND WOMEN'S EDITOR: Calvin Brown
JUNIOR COLLEGE STATS: Fred Baer, Ken Dose, Don Mulligan
COLLEGE-OPEN STATS: Chuck Skow, Mike Skow, John Wenos
ORANGE COUNTY: Ted Brazil. **SAN DIEGO:**Noel Montrucchio.
SAN FERNANDO VALLEY: Ric Walker. **EAST BAY:** James Day.
VENTURA COUNTY: Rich Romine. **SANTA BARBARA COUNTY:** Vern Gambetta.
MASTERS: Percy Knox, George Moss, Peter Mundle
MEDICAL: Jeff Stone, Steve Subotnick
PHOTOGRAPHERS: Bud Hanson, Diane Johnson, Bill Leung, Jr., Karin Smith, Dave Stock, Jeff Zimmerman.
PRODUCTION ASSISTANCE: Steve Kroeker, Steve Ward, Cregg Weinmann

Advertisers: send for rates. Special meet notice rates.

BUD HANSON is our photographer in Southern California who specializes in covering the distance running scene. As is typical of most of the CTN staff, he's involved in the sport. Back in the early 1950's, he ran cross country for UCLA. More recently, the Culver City Athletic Club, one of the most active distance running clubs in the state, elected Bud as their President. Although prevented by a heart problem from competing, he still stays in shape by running up to 50 miles a week.


Selection to our staff was easy. We saw a copy of his book, Distance Running in Southern California(1974) which is primarily a photographic collection of Southern California favorite distance events. As he continues to add

meet the staff

Bud Hanson



from the editor...



I appeal to you therefore, brethren, by the mercies of God, to present your bodies as a living sacrifice, holy and acceptable to God, which is your spiritual worship. . . . Romans 12:1

Several weeks ago I was privileged to address my church congregation (Butler Avenue Mennonite) on the topic of physical fitness and the Christian. The title of this particular message was "Run for your Life." For many persons who might think the church's only role is with the spiritual I imagine this would seem like an unlikely topic for a Sunday evening service.

The subject of the body is often neglected in Christendom. However, physical fitness and Christianity go hand-in-hand. Not that either one is dependent upon the other but that they may compliment each other. My goal in the evening message was simply to present an overview of the importance of the body and relate it to individual physical fitness. You might guess that I demonstrated running (or jogging) to be a good starting place in one's physical fitness program.

The opening declaration of Genesis tells us that God created us in His image, "from the dust of the ground, breathing into us the breath of life and declaring us, with all His creation, to be VERY GOOD." Yes, our bodies are good.

The central truth of the New Testament, infact, is that, God came in a human body. "The word was made flesh and dwelt among us," we are told in John 1:14.

So important is the body in Biblical faith that the Christian hope for life after death lies not in just a belief in the immortality of the soul but in "the resurrection of the body." You can read about that in 1 Cor. 15:52

It seems like many of the world's great religions downgrade the body. The wave of Eastern thought(Zen Buddhism, transcendental meditation, yoga, etc.) now washing the shores of our country doesn't really believe in the body. Their concern in disciplining the body is in order to transcend it and produce a spiritual state detached from bodily desires.

To many the body- and the mind as well - is seen as a prison. Release is the goal of life. This seems a far cry from message of Jesus who said, "I came that you might have life and have it abundantly." Jesus came not as an ascetic, like John the Baptist, but "eating and drinking," (see Matt. 11:18-20). True he withdrew periodically to reflect and pray, and I'm certain he kept his body disciplined. But he also enjoyed it. He went to parties. He was very much "in the world," and lived an earthly life very much in his body.

I guess we must admit that such a Biblical perspective has not always prevailed in the life of the church. Too often we have fallen prey to the philosophy that matter is the source of evil. Much Christian liberty has been colored by an anti-body, anti-sex bias, which is really unChristian. The body is not the source of evil. That roots much more deeply in human nature. The body is neutral, capable of great good as well as evil, depending on what we do with it.

The Apostle Paul admonishes us to "Honor Christ in our Bodies." Phil 1:20. We are to be whole persons: body, mind and spirit. We also have a responsibility to take care of these bodies which God

As is typical of most of the CTN staff, he's involved in the sport. Back in the early 1950's, he ran cross country for UCLA. More recently, the Culver City Athletic Club, one of the most active distance running clubs in the state, elected Bud as their President. Although prevented by a heart problem from competing, he still stays in shape by running up to 50 miles a week.

Selection to our staff was easy. We saw a copy of his book, *Distance Running in Southern California* (1974) which is primarily a photographic collection of Southern California favorite distance events. As he continues to add to his photo collection of races, we have first pick for publication.

Bud's hobbies include mountain climbing and travel. He has climbed to 18,800 feet on Mexico's Mt. Arizaba, and has also climbed Mt. Blanc (France), Fuji (Japan), Athabaska (Canada), Rainer (Washington State), and has hiked in Norway, Switzerland, Iran, India and Alaska, as well as Western United States.

He works for Los Angeles Department of Water and Power as a registered engineer specializing in water supply.

Staff

Bud Hansco



The opening declaration of Genesis tells us that God created us in His image, "from the dust of the ground, breathing into us the breath of life and declaring us, with all His creation, to be VERY GOOD." Yes, our bodies are good.

The central truth of the New Testament, in fact, is that God came in a human body. "The word was made flesh and dwelt among us," we are told in John 1:14.

So important is the body in Biblical faith that the Christian hope for life after death lies not in just a belief in the immortality of the soul but in "the resurrection of the body." You can read about that in I Corinthians 15.

Biblical perspective has not always prevailed in the life of the church. Too often we have fallen prey to the philosophy that matter is the source of evil. Much Christian history has been colored by an anti-body, anti-sex bias, which is really unChristian. The body is not the source of evil. That roots much more deeply in human nature. The body is neutral, capable of great good as well as evil, depending on what we do with it.

The Apostle Paul admonishes us to "Honor Christ in our Bodies." Phil 1:20. We are to be whole persons: body, mind and spirit. We also have a responsibility to take care of these bodies which God gave us to house our minds and spirits.




Has your subscription expired? Renew ahead of time and keep up with all of the track news in California

don't get left behind !

You can tell when your subscription will run out by checking the date at the right of your address label. That date is the month and year your subscription has expired. This is the date of the first issue you won't receive unless you've renewed. So, renew before the date on the label and you won't miss any of the exciting action.

CALIFORNIA TRACK NEWS \$3.50 per year



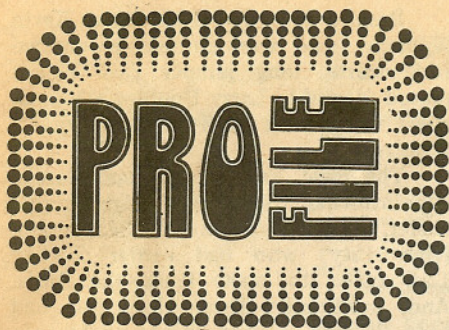
important notice !

Your *California Track News* editor and wife will be traveling to the Olympic Games in Montreal and other points East. The CTN office will be closed through August 25. Issue Number 13 (September/October-1976) will be about two weeks late, coming out in the middle of September.



ON THE COVER: *MILLARD HAMPTON* (left) of San Jose City College surprises USC's *JAMES GILKES* by holding him off at the wire to win the AAU 220 Meter Dash. Gilkes proved a prophet when he predicted after this race that Hampton would earn a spot on the US Olympic Team. Millard Hampton not only grabbed a trip to Montreal but won the Trials 200 in the quick time of 20.1 to lead a group of fine young American sprinters.

photo by Bill Leung, Jr.



Bob McMeans

by BRUCE JONES



photo by Dave Stock

Garment Screening

QUALITY SCREENING AT DISCOUNT PRICES: - Jack Leydig, Box 1551, San Mateo, CA 94401. --- If you have T-shirts or warmups, etc., that you would like to have printed on, or if you'd like to purchase the clothing as well, please contact me at your earliest convenience. I order my screening through John-John, Inc., who does the Bay-to-Breakers, Tahoe Relays, Dipsea, Christmas Relays, WVTC, San Diego TC, and many other local shirts. But, as a dealer, I can offer a substantial discount below his normal retail prices (about 20-25% off). Prices below are for "Texdye" paint screening, a color-fast, completely washable paint. We can also screen in "Vinyl" and "Vinylon" paints, designed exclusively for stretchable fabrics such as nylon. There are other incidentals such as art-charges and screen charges for small orders, so if you think you think you might be interested, write for complete details. Turnaround time is usually about 2 weeks if the shirts are in stock. T-shirt costs are currently \$1.65 for medium-weight (with trim) and \$1.95 for heavy-weight (solid colors)...plain white shirts are somewhat less. However, be advised that prices can change at any time. Screening prices (below) are also subject to change. Number of colors is noted in the left column:

	6-11	12-35	36-71	72-143	144-287	288+
1	\$1.45	\$0.95	\$0.70	\$0.55	\$0.45	\$0.35
2	-----	\$1.45	\$0.95	\$0.75	\$0.55	\$0.45
3+	-----	-----	\$1.45	\$0.95	\$0.75	\$0.65

BOB McMEANS: Senior, DeAnza High School. Age 18; 5 feet, 10 inches; 140 pounds. Born December 4, 1957. in

Bob had qualified for State. His ambition had materialized.

That next Friday at Balboa Stadium






photo by Dave Stock

BOB McMEANS: Senior, DeAnza High School. Age 18; 5 feet, 10 inches; 140 pounds. Born December 4, 1957, in Tacoma, Washington.

Best Marks:

Frosh: 4:51, 10:14

Soph: 2:10, 4:41, 10:01

Jr: 55.3, 2:01.6, 4:16.8, 9:27.4

Sr: 53.5, 1:58, 4:15.9, 9:47, 14:55

Also competes for the West Valley Track Club. Coached by Bruce Jones.

Bob has been a promising runner since arriving at DeAnza High as a 9th grader in February 1973. He obviously loves to run. He loves the entire track atmosphere, he is also very intelligent and playful, and he has a non-stop sense of humor.

He was little as a 9th grader, about 5-4 and 110 pounds, so his early running successes—confined to dual meets—seemed heightened. "Look at that little kid run. Watch little McMeans," became familiar phrases around DeAnza.

It was as a junior that Bob started to fulfill his promise. Larger, 5-8 and 125 pounds, he seemed to have more confidence. A letter that preceded his arrival to school that year said, "I know you're the coach, and that's the way it should be; but I've been writing Jeff Galloway (one of America's better runners and a former Olympian) and I have some ideas about training. Remember that my goal is to run the mile at the State Meet."

That junior year he doubled two wins in league: the mile in 4:24 and the two-mile in 9:54. The next week, driving from last on the last lap (and driving me crazy), he took the Division mile in 4:23. At the Section meet he eased up in the last 110 and finished third in 4:20.

Bob had qualified for State. His ambition had materialized.

That next Friday at Balboa Stadium in San Diego Bob found himself in the first of two heats. His time in the Section ranked him 23rd. out of 27. He ran 4:16.8, 5th in his heat, but as it turned out, the fastest qualifying 5th which put him into the final with eight other milers. He had beaten 4:08 and 4:11 milers in the heat. He was one of two juniors in the final. Saturday he ran 8th in 4:18.1. It was the first time he had run hard competitively two days in a row. Bob said, "We'll have to remember that next year. I would like to run the West Coast Relays Friday night and come back to the Castro Valley Invitational on Saturday so I'll be ready for State."

This past track season may have been somewhat frustrating for Bob. It really shouldn't have been as it was capped by his second State Meet mile final and an improvement from 8th to 5th. But he really didn't run the time he was capable of and he had a couple of bad races this year.

Bob is a run from behind type and the State Meet final was a slow, tactical race on a slow track on a very windy day. His workouts indicated he was at least 6 seconds faster than last year when he ran 4:16. His best this year, winning the Meet of Champions mile the week previous to State, was 4:15. At the State Meet trials, when he finished 3rd in his heat in 4:16, he could have easily gone 4:12. I actually thought 4:08 to 4:10 was well within his scope.

But he is not about to stop running: University of Washington, Oregon State, San Mateo College or Contra Costa College will probably have him next

	6-11	12-35	36-71	72-143	144-287	288+
	\$1.45	\$0.95	\$0.70	\$0.55	\$0.45	\$0.35
3+	-----	\$1.45	\$0.95	\$0.75	\$0.55	\$0.45
	-----	-----	\$1.45	\$0.95	\$0.75	\$0.65



photo by Dave Stock

year. 4:05 should be an optimal goal for next season. The 5,000 in 1980 is a real possibility.

As for Bob's training? Bob says it best. "I have maintained a constant improvement in my times every year since I began competing. I attribute this to consistency. I'm not into high mileage yet. I'll work up to it eventually. Last season as a junior I averaged 30-35 miles a week from September to June. This season my average weekly mileage was around 40-50 miles. The longest week being 52 miles and the shortest 30 miles.

"I also maintain that the consistency of my program is responsible for my being injury-free. believe a program of this type is necessary if continual progress

over a number of years is to be expected. Next year's mileage will probably be around 50-60 but I don't worry about these details. I just do what feels right although we do have a basic plan.

We begin the year with larger intervals, say 4 or 5 interval miles in 5:00 with a mile jog. As the year progresses the distances of the intervals shrinks, and are run at faster speeds.

"I very much enjoy competition. I have a Ron Clarke compulsion to compete to test myself. I enjoy racing so much that I usually run two or three races in our dual meets and I compete in road races and all comers meets in the off season."

HIGH SCHOOL STATE MEET

Billy Mullins won the 100 and 220 but his favored Los Angeles Hamilton team settled for a three-way tie with Barstow Kennedy and San Fernando for the Championship at the 58th California High School Track & Field Meet.

Hamilton got off on the wrong foot as they dropped the baton in the 440 relay at the Berkeley based meet. Later in the day the Yankees' mile relay team failed to finish as anchor man Mullins, who was in ninth when he took the stick, pulled up lame.

San Fernando also suffered a major set back and could have possibly walked away with the team crown had defending 100 yard champion Kevin Williams not been eliminated with two false starts.

Mullins, who's winning times were not impressive due to a strong cold headwind at Edwards Stadium, accounted for all twelve of Hamilton's points. Norris Jones was the big man for Kennedy as he picked up thirds in both sprints and anchored the winning 440 relay to have a hand in all of their points. For San Fernando Charles White saved the day by winning the 330 low hurdles

The other two records were broken by the girls. Marquite Belk of Silver Creek in San Jose ran 55.2 in the 440 to break the mark of 55.3 shared by Washington's Jodi Anderson and Terra Linda's Veronica Venezia. Anderson placed fifth this year.

Sophomore Kim Grosswiler of Upland did 5-10 in the high jump to shatter the record of 5-8 shared by Pam Blackburn of Cubberley and Kim Maddox of Los Angeles. Candy Ross of Berkeley also broke the mark by clearing 5-9, while Blackburn equaled her old record in third place.

Two other records were bettered but were disallowed because of excessive wind. Jodi Anderson leaped 20-0¼ in the long jump to win the event for the third straight year, while Fremont's Greg Caldwell won the triple jump with a windy 51-8½.

Two boys successfully defended their State Crowns and two failed. Mullins repeated in the 220, making him the only boys double winner in 1976. Eric Hulst of Laguna Beach won his second straight two mile with an 8:57.4, off his best of 8:44.6.

Besides defending 100 champ Kevin Williams, who was eliminated for two false starts, long jumper Paul Wilson placed second to Larry Doubly's) Manual Arts) wind aided 25-3¼ to give up his title.

The meet was not without it's disappointments. State 120 high hurdle leader, Tom Bobertz of Serramonte (Daly City) who had earlier clocked 13.8 failed to make it to the finals. And, 4:02 miler Thom Hunt who had been ill with a strep throat could only manage seventh in 4:22. Keith Taylor of Piedmont Hills in San Jose was disqualified after running the fastest heat time of 47.9 in the quarter mile. Judges said he ran out of his lane.

The athletes felt many marks were sub par due to the chill wind that buffeted them most of the meet. For example, Billy Mullins' win in the 100 was 10.0, the first time the champion has not broken 10 seconds since 1955 (Ken Dennis of Centennial). Mullins was running into a 7½ mile per hour wind while in the high hurdles, Lloyd Jones of Ganesha was bucking a breeze of 11 MPH. Jones winning time of 14.5 was the slowest since 1952, when Selma's Ancel Robinson ran 14.5. Another indication of how the wind hampered the runners was that mile winner Jim Arriola's time was only 4:14.6, slowest since Bruce Bess ran 4:14.8 in 1961. Next year's meet will be held at UCLA's Drake Stadium.



photo by Dave Stock



pulled up lame. San Fernando also suffered a major set back and could have possibly walked away with the team crown had defending 100 yd champion Kevin Williams not been eliminated with two false starts.

Mullins, who's winning times were not impressive due to a strong cold headwind at Edwards Stadium, accounted for all twelve of Hamiltons points. Norris Jones was the big man for Kennedy as he picked up thirds in both sprints and anchored the winning 440 relay to have a hand in all of their points. For San Fernando Charles White saved the day by winning the 330 low hurdles and anchoring the mile relay to fourth (47.3 relay leg). The other points for San Fernando were garnered with a second place in the 440 relay.

Berkeley won it's second girls team title in three years despite dropping the baton in the 440 relay. The champs had three second place finishes, including two by sprinter Freida Cobbs.

Even with a somewhat slow track and the stiff winds the 17,000 fans did see three new records set. Steve Montgomery of Lassen High in Susanville set the only boys' meet record with a shot put of 68 feet to break the mark of 67-3/4 set by Jim Neidhart of Newport Harbor in 1973. Steve also finished second in the discus to Fresno's Scott Endler.



Even the "studs" are human. **THOM HUNT** following a disappointing state meet due to a bad case of strep throat.

photo by Dave Stock



photo by Dave Stock




photo by Dave Stock

1915-1975

Track fans take notice! Now available:

*"Highlights of the
California State High School Track Meet"*

- Individual writeups of all 57 Meets
- Comparison of stars of all eras on a common scoring basis
- Evolution of all State Meet records
- Athlete of the Meet chosen each year
- 31 highest scoring teams of all time (common scoring system)
- Girls' Meets are included
- Alphabetical listing of everyone mentioned in book (more than 1100 names)

*Read about Paddock, Wykoff, Mathias, Leamon King,
Tommie Smith, Dedy Cooper, etc., etc.!*

96 typeset pages. Paperbound. \$2.00 postpaid

KCC Press
627A Springer Terrace
Los Altos, California 94022

PHOTOS: Top- state meet girls mile winners (1) Linda Broderick 4:56.8, (2) Sarah Sweeney 5:01.1, (3) Chris Troffer 5:01.3, (4) Stacy Kearns 5:03.2, (5) Sue Munday 5:03.8. Middle- Tight finish in the boys state meet 880. Bottom- High school state meet mile champions: Arriola(left - first), Neveu (center - second), Moses (right - third).

Results

BOYS

440-yard relay — 1. Barstow Kennedy 41.4; 2. San Fernando, 42.0; 3. San Jose Piedmont Hills, 42.0; 4. San Jose Mt. Pleasant, 42.1; 5. Pittsburg, 42.2.

800 — 1. Bishop, Carlmont, 1:54.4; 2. Leder, LA Washington, 1:54.4; 3. Dave Emery, Arroyo, 1:54.3; 4. Brownlow, Ferndale, 1:54.6; 5. Powell, Pt. Loma, 1:54.9.

100 — 1. Mullins, LA Hamilton, 10.0; 2. Willis, SF Mission, 10.1; 3. Jones, Barstow Kennedy, 10.1; 4. Cannon, San Jose Mt. Pleasant, 10.1; 5. Newell, Chula Vista, 10.1.

120 hurdles — 1. Jones, Pomona Ganesha, 14.5; 2. Sanford, LA Loyola, 14.6; 3. Glenn, LA Locke, 14.6; 4. Ward, Lodi, 14.7; 5. Perry, Banning, 14.8.

Shot put — 1. Montgomery, Lassen, 69-0 (mpet record, old record 67-3/4, Niedhart, Newport Harbor, 1973); 2. McKenzie, Newhall Hart, 64-7/4; 3. Jepsen, Fremont Washington, 63-9/2; 4. McNaughton, Fresno Hoover, 60-6/4; 5. Johnson, Brea, 59-11/4.

Discus — 1. Endler, Fresno Hoover, 192-10; 2. Montgomery, Lassen, 180-5; 3. Johnson, Lakewood Mayfair, 187-6; 4. Letlow, Helix, 182-9; 5. Rhoads, Antioch, 173-7.

Long jump — 1. Doubly, LA Manual Arts, 25-3/4; 2. Wilson, Fontana, 24-4/4; 3. Yates, Duarte, 23-7; 4. Durham, Oakland, 23-3; 5. Wilson, Inglewood Morning-side, 23-2/4.

Two-mile — 1. Hulst, Laguna Beach, 8:57.3; 2. McConnell, Huntington Beach Edison, 9:00.5; 3. Spillsbury, Foothill, 9:00.6; 4. Holmes, Downey, 9:02.3; 5. Berry, Larkspur Redwood, 9:03.2.

440 — 1. Harris, Pittsburg, 47.6; 2. Thompson, Cerritos Gahr, 47.9; 3. Williams, Carson, 48.6; 4. Fields, Van Nuys Grant, 48.8; 5. Vinson, San Geronio, 48.9.

220 — 1. Mullins, LA Hamilton, 21.6; 2. Branch, Barstow, 21.8; 3. Jones, Barstow Kennedy, 21.9; 4. Cannon, San Jose Mt. Pleasant, 22.0; 5. Lewis, SF Wilson, 22.0.

330 hurdles — 1. Witte, San Fernando, 36.7; 2. Chambers, Santa Monica, 37.0; 3. Webster, Pomona Garey, 37.2; 4. Phillips, San Jose Silver Creek, 37.3; 5. Koko, Hayward Sunset, 37.6.

1 mile — 1. Arriola, Cerritos Gahr, 4:14.6; 2. Nevey, San Diego Grossmont, 4:14.6; 3. Moses, Crescenta Valley, 4:17.3; 4. Wright, Vanden, 4:17.5; 5. McMeans, DeAnza, 4:18.3.

High jump — 1. Lane, American, 6-11; 2. Ward, Bakersfield, 6-10; 3. Ite, Sanders, Pasadena Muir, and McCall, Dominguez, 6-10; 5. Smith, Santa Monica, 6-8.

Pole vault — 1. Jinnaus, Redondo Beach Aviation, 14-0; 2. Lovejoy, Delmar, 14-10; 3. Ite, Philbat, Lafayette Acalanes, and Fernside, Del Mar, 14-10; 5. Pierce, Sanger, 14-10.

1 mile relay — 1. Pasadena, 3:18.2; 2. Banning, 3:19.3; 3. Madera, 3:19.4; 4. San Fernando, 3:20.9; 5. Sacramento Grant, 3:21.0.

Triple jump — 1. Caldwell, LA Fremont, 51-8/2 (wind-aided); 2. Slayton, Merced, 50-7/4; 3. ... San Jose Lick, 50-11/4; 4. Lomax, ... 49-7/4; 5. Benson, LA Lutheran, ...

Team leaders — LA Hamilton, Barstow Kennedy and San Fernando, 12 points each; Lassen and Cerritos Gahr, 10.

Girls

80 hurdles — 1. Lee, Merced, 10.7; 2.

PROFILE ON: Scott Endler




photo by Steve Ward

SCOTT ENDLER: Senior, Hoover High School, Fresno. Age 17; 6 feet, 1 inch; 185 pounds. Coached by Bob Porter. **BEST MARKS:**

	shot	disc
9th grade	58 (8 lb)	148
10th grade	51 (12)	166

Dad was at every single meet. Just knowing he is always there, and that someone cared, was a big psychological asset."

Its probably best that Scott was "snubbed" by a number of the "biggie" schools. Now he'll be staying right here in town at Fresno State University. Fresno weight coach, Red Estes, will amply pick up where Porter left off; and what's more Matt McNaughton will also be at FSU to keep Scott on his toes. And then, too, Dad will be right there. Needless-to-say all of us here in Fresno are glad he'll be staying around. His good natured attitude inspite of his dedication has made him one of our favorites.

Although not claiming any particular competition strategy he does have some specific ideas about warm-up. "First, complete rest the day before a meet. Second, only 6 hard throws in warm-up(3 from a stand, 3 with full turn).

After a workout or competition Scott feels its important to let the event go; not to stay saturated in it. "This helps me stay more relaxed and also be a normal person."

His goal for next year is to qualify for the NCAA meet. The qualifying standard is 177-0. That goal should be well within reach since he's only been messing with the international disc for three weeks and threw 168-8. Just his second all-comers meet.

With all of his success in the weight events it would be natural to assume he is quite a lifter, especially since he's done so well for his size. But, "I just hate to lift. A lifting workout takes 10 minutes and I get out of there. Next year, however, I'll be able to get into the different type of lifting they do at the college level. The olympic lifts will be much more interesting and bene-

itions necessary to bring out the best - I says throw farther in the bigger meets against tough competition; and fourthly, what some people call luck, but what I call the will of God."

The Hoover High weight coach is Bob Porter and Scott is quick to give

DeAnza, 4:18.3.
 High jump — 1. Lane, American, 6-11; 2. Ward, Bakersfield, 6-10; 3. tie, Sanders, Pasadena Muir, and McCall, Dominguez, 6-10; 5. Smith, Santa Monica, 6-8.
 Pole vault — 1. Minnaus, Redondo Beach Aviation, 14-10; 2. Lovejoy, Delmar, 14-10; 3. tie, Philbert, Lafayette Acalanes, and Fernside, Del Mar, 14-10; 5. Pierce, Sanger, 14-10.
 Mile relay — 1. Pasadena, 3:18.2; 2. Banning, 3:19.3; 3. Madera, 3:19.4; 4. San Fernando, 3:20.9; 5. Sacramento Grant, 3:21.0.
 Triple jump — 1. Caldwell, LA Fremont, 51-8½ (wind-aided); 2. Slayton, Merced, 50-7¼; 3. ... San Jose Lick, 50-1¼; 4. Lomax, ... 49-7¼; 5. Benson, LA Lutheran, ...
 Team leaders — LA Hamilton, Barstow Kennedy and San Fernando, 12 points each; Lassen and Cerritos Gahr, 10.

Girls
 80 hurdles — 1. Lee, Merced, 10.7; 2. Costello, Sunnyvale Lynbrook, 10.8; 3. Burgess, Berkeley, 10.9; 4. Mann, Barstow Kennedy, 11.0; 5. Winnewisser, Bishop Diego, 11.1.
 440 relay — 1. Pasadena Muir, 47.4; 2. Compton Centennial, 47.8; 3. Bakersfield South, 48.8; 4. LA Locke, 48.8; 5. Fresno Edison, 49.1.
 880 — 1. Trumbly, Coalinga, 2:13.3; 2. Meek, Palos Verdes, 2:13.7; 3. Stehr, Livermore Granada, 2:14.7; 4. Goen, Bakersfield North, 2:15.8; 5. Keogh, Corona Del Mar, 2:15.9.
 100 — 1. Waters, LA Bell, 11.0; 2. Cobbs, Berkeley, 11.0; 3. Boulden, Compton Centennial, 11.1; 4. Robinson, Westchester, 11.4; 5. Loud, LA Lutheran, 11.4.
 440 — 1. Belk, San Jose Silver Creek, 55.2; 2. Mitchell, LA Fremont, 56.5; 3. Gair, LA Fremont, 57.5; 4. Peterson, Santa Cruz Harbor, 57.6; 5. Anderson, LA Washington, 57.8.
 220 — 1. Waters, LA Bell, 24.8; 2. Cobbs, Berkeley, 24.9; 3. Robinson, Westchester, 25.6; 4. Robinson, Berkeley, 26.0; 5. Johnson, Oakland Tech, 26.0.
 High Jump — 1. Grosswiler, Upland, 5-10; 2. Ross, Berkeley, 5-9; 3. Blackburn, Palo Alto Cubberly, 5-8; 4. Lendi, Royal, 5-7; 5. Long, Cerritos Gahr, 5-7.
 Discus — 1. Middleton, Poway, 134-5; 2. Springer, Salinas, 132-11; 3. Duthie, Miramonte, 126-5; 4. Daniel, Newport Harbor, 121-7; 5. Blankenship, Chico, 117-2.
 Shot Put — 1. Daniel, Newport Harbor, 42-9¼; 2. Flynn, LA Canada, 41-9½; 3. Wessell, Summerville, 41-8¼; 4. Stampfli, Lassen, 41-8; 5. Garcia, Santa Cruz Harbor, 41-5¼.
 Mile — 1. Broderick, Tamalpais, 4:56.8; 2. Sweeny, Marj'n Catholic, 5:01.1; 3. Troffer, Crescenta Valley, 5:01.3; 4. Kearns, Yuba City, 5:03.2; 5. Munday, San Jose Lincoln, 5:03.8.
 Mile relay — 1. LA Fremont, 3:55.9; 2. Arcadia, 3:57.0; 3. Berkeley, 3:59.1; 4. Esperanza, 3:59.6; 5. West Torrance, 4:00.6.
 Long jump — 1. Anderson, LA Washington, 20-0¼; 2. Gordine, El Toro, 19-3¼; 3. Scott, LA Polytechnic, 19-3¼; 4. Taylor, Pt. Loma, 18-10; 5. Moran, LA Monroe, 18-5¼.
 Team leaders: Berkeley 20, LA Fremont 13, LA Bell 12, Newport Harbor 8, LA Washington and Compton Centennial 7.

SCOTT ENDLER: Senior, Hoover High School, Fresno. Age 17; 6 feet, 1 inch; 185 pounds. Coached by Bob Porter.
BEST MARKS:

	shot	disc
9th grade	58 (8 lb)	148
10th grade	51 (12)	166
11th grade	54 (12)	173
12th grade	58 (12)	200

Scott Endler usually finds himself on the small side compared to his discus throwing competitors. But what Scott lacks in size he more than makes up for in speed, form and desire. Infact Scott only lost to the big guys once all year and capped his high school career with not only the State title but also the prestigious Golden West crown. His winning toss at Golden West landed beyond 200 feet (200-4).

He has shown steady improvement since his freshman year, but this is the first season he has really concentrated on the discus. Can you believe that as a sophomore and junior he ran on both relays? No, not the fat man relay! Scott sports a 10.3 for the 100 and a 51.5 in the quarter. He also plays soccer, football, and baseball. It's obvious Scott loves sports.

The shot put has not been one of his favorite events. "Because of my size," he says, "but I do it for the team." Even though track is his favorite sport because of its individualness he is a true team man. There's not a meet where he's not running all over the field helping and encouraging other athletes.

Scott relates that several factors are important in the making of any successful athlete, "First one must possess a little bit of inborn ability; secondly, a number of people will be important in shaping and molding that ability; thirdly, compet-



photo by Steve Ward

ition is necessary to bring out the best - I always throw farther in the bigger meets against tough competition; and fourthly, what some people call luck, but what I call the will of God."

The Hoover High weight coach is Bob Porter and Scott is quick to give him a lot of credit for his development this season. Two other persons, however, have played crucial roles in Scott's success. One is Matt McNaughton (another Hoover thrower - 60-9 & 179-8). "Matt was always there to encourage and push me and I knew if I let up he would easily beat me. Matt consistently brought out the best in me."

The other individual instrumental has been Scott's father. "Except for the International Prep Meet in Chicago,

for the NCAA meet. The qualifying standard is 177-0. That goal should be well within reach since he's only been messing with the international disc for three weeks and threw 168-8. Just his second all-comers meet.

With all of his success in the weight events it would be natural to assume he is quite a lifter, especially since he's done so well for his size. But, "I just hate to lift. A lifting workout takes 10 minutes and I get out of there. Next year, however, I'll be able to get into the different type of lifting they do at the college level. The olympic lifts will be much more interesting and beneficial."

As for training, "My workouts are geared for quality, not for quantity. When I throw it's only for about 30 minutes and each throw is pretty much all out. When I start getting tired I quit - to throw when tired only develops bad habits. On Monday I throw hard for 30-45 minutes and lift for 10-20. Tuesday is a little lighter throwing. Wednesday is just like Monday. Thursday is rest. Friday is competition.



flats & track shoes

club and team prices 10 to 20% off!

order from:
 Len Thornton
 5768 N. Millbrook
 Fresno, CA 93710
 phone: 439-5468

Cortez Suede Deluxe: \$23.95
 Waffle Trainer: \$24.50
 Oregon Waffle: \$21.50
 New Balance 305: \$19.95
 New Balance 205: \$17.95
 Nike Bags: \$7.65 to 9.45

No Shipping Cost

also carry the NEW athletic drink BODY PUNCH



TRAINING & TECHNIQUE

The Decathlon Part 3

by VERN GAMBETTA

VERN GAMBETTA is track and cross country coach at Santa Barbara High School. He has also served as assistant track coach at Stanford University, and has written a book on the hurdles and steeplechase. Vern is still a very active competitor in the decathlon.

Also, for anyone interested, Vern will be happy to send you a complete decathlon bibliography. Write him at Santa Barbara High School.

PSYCHOLOGICAL ASPECTS

The decathlon is more than a physical test of speed, strength, skill, and stamina. It is a test of mental toughness and concentration almost without equal in sport. In a large decathlon competition, athletes will be on the field for up to 12 hours for two days. Of this time only a few minutes are spent in actual competition. The rest is waiting between events and warming up. Physically, many people are capable of doing the decathlon, but few have the intangible qualities of mental toughness, determination, and concentration that must be maintained over the long hours of competition.

It is the psychological aspects of the event

manances necessary to reach that point total all planned out. This is a very unrealistic approach that leads to much frustration and disappointment. The best approach seems to be to do each event and take what comes. Don't be too conscious of totaling the score after each event. Performances in a decathlon have a way of evening out after a few events. Aim to average a certain point total over the number of events. A good decathlon performance should show consistent marks with no glaring weaknesses. The beauty of the decathlon is that with ten events it allows the athlete to recuperate from a mistake, something the single event cannot do. In a decathlon there is always room for improvement.

It seems that the best approach in a decathlon is a calm even-tempered one. Don't get too psyched up because sometime over the long hours of competition, you are bound to have a letdown. Know yourself emotionally in order to maintain the competitive edge over the long period. Remember that consistency and evenness of performance is rewarded in the decathlon.

Between events, don't just idle away the time. Be thinking and concentrating constantly. Mentally practice the next event: visualize the event and the technique required. Develop certain cues for each event that are meaningful to you. Don't make them too elaborate, but have two or three for each event in order to help concentration. For example, a set of mental cues for the shot put could be: 1) good rhythm from the back of the ring, 2) get right leg under, 3) stay closed with the upper body, and 4) finish out over the left leg.

Once you start a decathlon, finish it, unless you are injured. Each decathlon is a

sprints; Thursday- rest, stretch; Friday- warm up, 10X110. Outside of this preparation, you should try to stay off your feet as often as possible.

Many decathletes make the mistake of taking the two or three days before a meet completely off. This is a mistake because they often feel sluggish and do not seem to get going until midway through the first day. Also, this time off can greatly upset the normal routine of daily training. The closer you can adhere to your normal routine, the better.

The last few days before a decathlon, it is not necessary to alter the diet. Some people have advocated increasing the carbohydrate intake. There is no conclusive research to prove that this would be beneficial in an event like the decathlon. I do feel that it is important to slightly increase the liquid intake two days before a meet, especially in hot weather, in order to prevent dehydration.

What is injected during the actual competition is equally important. This is an individual matter and you should experiment as to what amount and types of food you can tolerate. The most important aspect of nutrition during the event is liquid intake. It is advisable to have an electrolyte solution such as Gatorade or ERG in order to replace body fluids. This helps prevent cramping and dehydration. It is important to drink constantly even though there is no apparent thirst. This will help insure proper hydration. Salt pills are ineffective in preventing cramps because they take too long to be assimilated. An electrolyte solution is much more effective.

The obvious questions are, when should you drink? and when should you eat? On the first day of competition, do the majority of

starting heights in the pole-vault and high jump before the meet begins. Be flexible. If conditions are bad or you are very tired, then start lower. Be conservative. It is much better to clear a low height and get some points that to make no height for zero points.

In the throws, have a good idea how many warmup throws are necessary. Don't take a large number just because everyone else does. In competition, make the first throw a safe one in order to establish a mark. During competition keep track of the number of warm up throws and jumps during a competition. Over the course of several meets a pattern will emerge as to when the best jumps and throws seem to come.

In warming up for the 400 meters, don't over warm up. But, be sure to include some fast striding in order to get the leg speed up.

The cool down after the 400 on the first day is of prime importance. Too many athletes just put their sweats on, jog a lap, and go home. This is a sure way to insure a poor second day. Include as much jogging and striding as necessary to loosen up and get rid of the heaviness in the legs.

The warm up before the start of the second day is crucial. The stiffer you are from the first day, the more warming up is necessary. Include more stretching and striding to get out the stiffness. Don't do a great deal of warming up over the hurdles. Do some trail leg drills, five step five hurdles twice and go twice over three hurdles out of blocks.

Another neglected area in terms of warm up is the 1500 meters. A good warm up before the 1500 can be very beneficial. Jog a lap and do four to six easy 100 meter strides. This will elevate the heart rate and better prepare you to run the race.

Meet Clothing (two of everything)
Towel
Rain Sweats
Tape Measure
Shot Put
Discus
Javelin
Pole Vault Poles (one light one if possible)
Extra Shoestrings
Two Pairs of Spikes
Two Pairs of Flats
Javelin Boots

The decathlon is more than a physical test of speed, strength, skill, and stamina. It is a test of mental toughness and concentration almost without equal in sport. In a large decathlon competition, athletes will be on the field for up to 12 hours for two days. Of this time only a few minutes are spent in actual competition. The rest is waiting between events and warming up. Physically, many people are capable of doing the decathlon, but few have the intangible qualities of mental toughness, determination, and concentration that must be maintained over the long hours of competition.

It is the psychological aspects of the event that separate the champion from the also-ran-in-the-decathlon. Payton Jordan states the problem well: "Fantastic concentration. The ability to apply yourself over and over again. To keep coming back again and again with the supreme effort. It's a mental and physical thing, and probably one of the most trying things we have mentally in athletics." Along the same line of thought, Bruce Jenner stated in an interview, "Once you get into a meet it's about 75% mental and 25% physical. Most of the errors you'll see are mental errors."

With ten events over two days, concentration is very important. The decathlete must approach each event separately. He must compartmentalize. He is as Bill Toomey once said, "super-schizophrenic." He must be ready to change his mental set from an event requiring speed to another requiring controlled explosive power coupled with refined technique. He must be willing to put the past behind him and not anticipate the future. It is very important to remember that you are your own greatest competition. Milt Campbell, 1956 Olympic champ in the decathlon sums this up well: "The only athlete I have to defeat is myself." The decathlete cannot afford to think ahead to his favorite event or to let a poor performance in the previous event affect his performance in the next one. He must expect adversity and be prepared to deal with it. With ten events one must expect to blow and event or at least have a down performance. The athlete must be ready to transcend this and go on to the next event, because he is bound to have some good performances.

Some athletes go into a decathlon with a set point total in mind and certain perfor-

over the long period. Remember that consistency and evenness of performance is rewarded in the decathlon.

Between events, don't just idle away the time. Be thinking and concentrating constantly. Mentally practice the next event: visualize the event and the technique required. Develop certain cues for each event that are meaningful to you. Don't make them too elaborate, but have two or three for each event in order to help concentration. For example, a set of mental cues for the shot put could be: 1) good rhythm from the back of the ring, 2) get right leg under, 3) stay closed with the upper body, and 4) finish out over the left leg.

Once you start a decathlon, finish it, unless you are injured. Each decathlon is a learning experience, no two are ever alike. Learn to compete under all weather and track conditions, when things are going good or bad. The experience will be profitable in terms of future performance. Out of ten events it is always possible to get some positive feedback. You never know when things might pick up. You should feel satisfaction and pride in finishing a decathlon because you have fought the ten battles and won. But, generally this is not the case. There seems to be something in the psyche of the decathlete that does not allow him to be satisfied. It is common to see someone score a PR by 200 points and lament "If only I had made that height or thrown a foot farther." But, it is virtually impossible to achieve perfection.

PHYSICAL PREPARATION

Two weeks before decathlon competition, you should be conscious of getting more rest and cutting back slightly on the volume of training. These weeks are a time to sharpen skills. Little can be done during this time to improve condition. Assuming that the meet is Saturday and Sunday, you should have your last weight workout the previous Saturday. The following is an example of the last week's preparation for a decathlon: Sunday- rest, just stretch; Monday- step check in the long jump, a fast 330 or 2X220 or 2X150; Tuesday- warm up, measure and check steps; Wednesday- warm up, 3X30 meter sprints, 3X60 meter

run is equally important. This is an individual matter and you should experiment as to what amount and types of food you can tolerate. The most important aspect of nutrition during the event is liquid intake. It is advisable to have an electrolyte solution such as Gatorade or ERG in order to replace body fluids. This helps prevent cramping and dehydration. It is important to drink constantly even though there is no apparent thirst. This will help insure proper hydration. Salt pills are ineffective in preventing cramps because they take too long to be assimilated. An electrolyte solution is much more effective.

The obvious questions are, when should you drink? and when should you eat? On the first day of competition, do the majority of your drinking and eating after the 100 meters, during the long jump-shot put-high jump. This will vary with the number of competitors in a decathlon. When only a few athletes are competing, the length of the time is shorter and eating and drinking are, consequently, not that crucial. On the second day, concentrate on eating after the hurdles, during the discus - pole vault - javelin. Make sure that what is eaten is easily digested. Remember - it is a matter of individual preference. If you don't feel like eating, don't eat. But, be sure and keep up the liquid intake.

WARM - UP

Before the start of the 100 meter you should warm up the same as if preparing to run a sprint race. After that, depending on the length of competition, it is a matter of staying warmed up. It should not be necessary to do a long elaborate warm up before each event. It is best to economize the warm up, make it as specific as possible to the upcoming event.

If there are long waits between events, don't walk around and socialize. Rest between events. Get out of the sun and conserve energy. Keep your sweats on between events. It is very helpful to wear rain sweats when warming up and between events in order to conserve body heat.

Don't leave your best jumps and throws in the warm ups. Have a general idea of you

you to run the race.

Meet Clothing (two of everything)
Towel
Two Rain Sweats
Tape Measure
Shot Put
Discus
Javelin
Pole Vault Poles (one light one if possible)
Extra Shoestrings
Two Pairs of Spikes
Two Pairs of Flats
Javelin Boots
High Jump Shoe
Hat
Blanket (if cold)
Extra Spikes
Spike Wrench
Firmgrip or Lighter Fluid
Adhesive Tape
Scoring and Conversion Tables

This may seem like a lot of equipment, but it is better to have extra gear and be prepared than to be running around during a meet wasting energy trying to find something you need.


After a decathlon, take 14 days to ease back into training. The day after a decathlon you often feel good. You still have a positive psych from the meet and want to get out and get started again. But, don't train. Take a day or two to rest and recuperate. On the third day, jog, stretch, and warm up. On the fourth and fifth days, do some light technique work and some easy weight work. By the seventh or eighth day you can get back into more normal training, but still not as intense.

Most coaches and athletes agree that decathletes should compete in four to six decathlons a year. Some athletes prefer less and some more. It is a matter of individual preference and stage of development. More than six does not allow for proper rest and training between competitions. If possible, it is best to have about six weeks between competitions.

In 1975 San Jose City College had to settle for a share of the state track and field championship with Glendale. This year, however, the Jaguars, led by their one-man gang, sprinter Millard Hampton, clutched the title all by themselves, beating out another northern powerhouse, Alameda, by two points, 49-47.

Host Bakersfield College, getting just about everything it could hope for from its entries, came through

junior college state meet



Vernoy Mayweather gave Alameda its first victory with a strong 400 meters, clocking 47.1, beating Vince Taylor of LA Southwest by Steve tenths of a second.

Hampton came with a rush to edge Alameda's Paul Jackson, who holds the pending JC 100 meter mark of 10.1, and avenged his only loss of the season, by one-tenth of a second the week before when Jackson ran his 10.1 in the Northern Cal finals.

The form chart held true to form in the 400 meter intermediate hurdles where the class of the state, John Rudd of Pasadena, barreled home in 50.2, beating his own mark of 50.6.

The 10,000 meter run was held for the first time in the state championships, and was an exhibition non-

scoring event - fortunately - for its finish was enveloped in confusion as most of the runners apparently ran an extra lap due to an embarrassing mixup in the lap count.

But there was no doubt as to the winner, Kirk Pfeffer of Grossmont, who lapped almost everybody else in the six mile plus field and after much consultation was credited with a time of 29:48.8, beating the stadium record of 20:11.4 by Al Lawrence in the National AAU meet in 1960. Pfeffer's dominance came as no surprise, as he finished eighth in the US Olympic Trials marathon in Eugene just a week earlier.


Marcus Gordien of Mt. San Antonio defeated state record holder, Stev Brown of Fullerton, to retain his discus crown.

Vicken Simonian of Los Angeles City College capped a fine JC career by winning the 5,000 meters in 14:10.4 and in the process setting another state mark by being timed in 13:43.6 for the three-mile distance.

Glendale's Steve LaRusch won his second State high jump title by clearing seven feet, beating out five jumpers who went over at 6-10. Charles Brown of El Camino took the pole vault at 16-0 and Tom Colley of San Bernardino won the 1500 meters in 3:45.9, a record as it is a new event in the JC meet.

Javelin-1, LaTerriere, Palomar, 236-8. 2, Vance, Moorpark, 218-5. 3, Walker, Chabot, 213-10. 4, Andrews, West LA, 207-2. 5, Paur, Porterville, 205-6. 6, Hickenbotham, Delta, 201-8.
Shotput-1, Santiago, American River, 56-9. 2, Stout, Moorpark, 55-8. 3, Kells, Fullerton, 54-5. 4, Crow, Grossmont, 53-8. 5, Gordien, Mt. San Antonio, 53-5. 6, Greco, San Jose, 52-4 1/2.
3,000 steeplechase-1, Wilson, Grossmont, 9:05.4. 2, Weed, American River, 9:06.2. 3, Langford, American River, 9:13.4. 4, James, San Jose, 9:15.8. 5, Garrett, Cosumnes River, 9:21.6. 6, Whithaver, Santa Ana, 9:24.8.
440 relay-1, San Jose, 39.8. 2, Alameda, 40.0. 3, East LA, 41.2. 4, Bakersfield, 41.2. 5, Pasadena, 41.6. 6, Orange Coast, 41.3 tie.
Long jump-1, Jones, East LA, 25-8. 2, Carter, Grossmont, 25-0. (Jones winner on second best jump of 24-10 3/4). 3, Smith, Ventura, 24-11 1/4. 4, McRae, Chabot, 23-10. 5, Spencer, Compton, 23-7. 6, Marlow, Cosumnes River, 23-2.
1500-1, Colley, San Bernardino, 3:45.9. 2, Deis, American River, 3:47.1. 3, Chendejas, Fullerton,

San Diego Mesa, 1:51.6. 5, Vargas, Merced, 1:52.4. 6, Adams, Antelope Valley, 1:52.6.
Pole vault-1, Brown, El Camino, 16-0. 2, Joki-vartio, Pasadena, 15-6. 3, Searle, West Valley, 15-6. 4, Lewis, Hancock, 15-6. 5, Woepse, Orange Coast, 15-6. 6, Parr, Cuesta, 15-0.
High jump-1, LaRusch, Glendale, 7-0. 2, Nowacki, Santa Barbara, 6-10. 3, Church, Fullerton, 6-10. 4, Maxham, Fullerton, 6-10. 5, Brown, West LA, 6-10. 6, Miller, Mt. San Antonio, 6-10.
Discus-1, Gordien, Mt. San Antonio, 183-3. 2, Brown, Fullerton, 180-1. 3, Alexander, Sequoias 176-5. 4, Baughman, Fullerton, 173-8. 5, Santiago, American River, 173-3. 6, Engle, Canyons, 165-1.
Triple jump-1, DeFrance, Bakersfield, 51-4. 2, Marlow, Cosumnes River, 51-3 1/2. 3, A. Brown, El Camino, 50-6. 4, Taylor, LA Harbor, 50-6. 5, McRae, Chabot, 49-10. 6, Shaffer, Alameda, 49-10.
440 intermediate hurdles-1, Rudd, Pasadena, 50-2. 2, Sheffield, East LA, 51-8. 3, Pratt, Bakersfield, 52-4. 4, Turner, LA Harbor, 52-5. 5, Starmmer-Butte, 55-3. 6, Irving, Sequoias, 55-3.
220-1, Hampton, San Jose, :20.4. 2, Jordan,



MARCUS GORDIEN: Two time state J.C. discus champion.

photo by Bill Leung, Jr.

with 38 points for a third place finish, two ahead of Grossmont and three up on American River.

Hampton was the big glitter in the star-studded record-shattering show at Memorial Stadium before a crowd of about 2,000 on a beautiful late spring evening.

The powerful sophomore, whose sprinting talent had a hand in 40 of San Jose's points captured both short dashes and ran on both winning relays.

The shorter baton event is the one which will mark the meet for historians, for it was the fastest ever run in junior college competition, with both San Jose and Alameda smashing the former record.

Hampton, running the second leg, put on a tremendous burst to open up the lead which wound up in a 39.8 clocking and a win by a couple of steps over Alameda, whose 40 seconds flat also was significantly under the old national mark of 40.4 by Merritt back in 1969.

Hampton also set a JC mark with a 20.4 win for 200 meters, ran the metric equivalent of 9.6 for 100 meters and anchored the mile relay team with a 47.1 leg to clinch the title, beating out Alameda by half a second.

It didn't take long for the record assault to begin. In one of the first events completed, the javelin throw, Luc LaPerriere, a Canadian competing for Palomar College, tossed the spear 236-8, surpassing by more than four feet the former standard of 232-6 by Pete Jones of San Diego Mesa in 1970

Following the exciting 440 relay record it was soon announced that the third state record fell. This time in the 3,000 meter steeplechase, in which both winner Dennis Wilson of Grossmont and runnerup Bill Weed of American River, 9:05.4 and 9:06.2, bettered the 9:08.4 set last year by Rich Langford of American River, who had to settle for third this time around.

Vance, Moorpark, 218-5. 3, Walker, Chabot, 213-10. 4, Andrews, West LA, 207-2. 5, Paur, Porterville, 205-6. 6, Hickenbotham, Delta, 201-8.

Shotput-1, Santiago, American River, 56-9. 2, Nut, Moorpark, 55-8. 3, Kells, Fullerton, 54-5. 4, Gross, Grossmont, 53-8. 5, Gordien, Mt. San Antonio, 53-5. 6, Greco, San Jose, 52-4 1/4.

3,000 steeplechase-1, Wilson, Grossmont, 9:05.4. 2, Weed, American River, 9:06.2. 3, Langford, American River, 9:13.4. 4, James, San Jose, 9:15.8. 5, Garrett, Cosumnes River, 9:21.6. 6, Whithaver, Santa Ana, 9:24.8.

440 relay-1, San Jose, 39.8. 2, Alameda, 40.0. 3, East LA, 41.2. 4, Bakersfield, 41.2. 5, Pasadena, 41.6. 6, Orange Coast, 41.3 tie.

Long jump-1, Jones, East LA, 25-0. 2, Carter, Citrus, 25-0. (Jones winner on second best jump of 24-10 3/4). 3, Smith, Ventura, 24-11 1/4. 4, McRae, Chabot, 23-10. 5, Spencer, Compton, 23-7. 6, Marlow, Cosumnes River, 23-2.

1500-1, Colley, San Bernardino, 3:45.9. 2, Deis, American River, 3:47.1. 3, Chendejas, Fullerton, 3:47.7. 4, Hattersley, Grossmont, 3:48.3. 5, Smith, Grossmont, 3:49.1. 6, Ringo, American River, 3:51.2.

110 high hurdles-1, Hall, Mt. San Antonio, :14.1. 2, Minco, Bakersfield, :14.2. 3, Carley, Sacramento, :14.4. 4, Monroy, San Jose, :14.5. 5, Young, Southwestern, :14.9. 6, Crittenden, Contra Costa, :14.9.

400-1, Mayweather, Alameda, :47.1. 2, Taylor, LA Southwest, :47.4. 3, Tyrell, West Valley, :47.6. 4, Riggins, Grossmont, :47.7. 5, Monseith, Cosumnes River, :47.7. 6, Brown, Diablo Valley, :48.2.

100-1, Hampton, San Jose, :10.4. 2, Jackson, Alameda, :10.5. 3, Tarrell, Santa Ana, :10.5. 4, Jordan, Alameda, :10.5. 5, Williams, Delta, :10.6. 6, Tavis, Compton, :10.7.

800-1, Donahue, Pierce, 1:49.9. 2, Wells, Redwoods, 1:51.3. 3, Jones, Bakersfield, 1:51.4. Evely,

4, Adams, Antelope Valley, 1:52.0.

Pole vault-1, Brown, El Camino, 16-0. 2, Jokivartio, Pasadena, 15-6. 3, Searle, West Valley, 15-6. 4, Lewis, Hancock, 15-6. 5, Woopse, Orange Coast, 15-6. 6, Parr, Cuesta, 15-0.

High jump-1, LaRusch, Glendale, 2. 2, Nowacki, Santa Barbara, 6-10. 3, Church, Fullerton, 6-10. 4, Maxham, Fullerton, 6-10. 5, Boyd, West LA, 6-10. 6, Miller, Mt. San Antonio, 6-10.

Discus-1, Gordein, Mt. San Antonio, 183-3. 2, Brown, Fullerton, 180-1. 3, Alexander, Sequoias 176-5. 4, Baughman, Fullerton, 173-8. 5, Santiago, American River, 173-3. 6, Engle, Canyons, 165-1.

Triple jump-1, DeFrance, Bakersfield, 51-4. 2, Marlow, Cosumnes River, 51-3 1/2. 3, A. Brown, El Camino, 50-6. 4, Taylor, LA Harbor, 50-5. 5, McRae, Chabot, 49-10. 6, Shaffer, Alameda, 49-10.

440 intermediate hurdles-1, Rudd, Pasadena, 50-2. 2, Sheffield, East LA, 51-8. 3, Pratt, Bakersfield, 52-4. 4, Turner, LA Harbor, 52-5. 5, Starmer, Butte, 55-3. 6, Irving, Sequoias, 55-3.

220-1, Hampton, San Jose, :20.4. 2, Jordan, Alameda, :20.7. 3, Perry, East LA, :21.0. 4, Williams, Delta, :21.0. 5, Parrell, Santa Ana, :21.0. 6, McGlothlin, East LA, :21.0.

5,000-1, Simonian, LA City, 14:10.4. 2, Garcia, Sequoias, 14:21.3. 3, Fritzkey, West Valley, 14:27.4. 4, Canchola, LA Valley, 14:28.9. 5, Kingery, San Mateo, 14:32.2. 6, Haake, Santa Barbara, 14:33.4.

Mile relay-1, San Jose, 3:13.3. 2, Alameda, 3:13.8. 3, Santa Rosa, 3:13.8. 4, Bakersfield, 3:14.6. 5, West Valley, 3:15.0. 6, LA Harbor, 3:16.7.

Top 20 team scores—San Jose 49, Alameda 47, Bakersfield 38, Grossmont 36, American River 35, East Los Angeles 31, Mt. SAC 23, West Valley 21, Pasadena 18 1/2, El Camino 16, Fullerton 16, Moorpark 16, College of Sequoias 15, Cosumnes River 15, Chabot 12, Glendale 10, LA City 10, Pierce 10, Palomar 10, San Bernardino 10.



TOM COLLEY: San Bernardino Valley's 1500 meter State J.C. champion.

★★★ A.A.U. NATIONALS ★★★

The final day's competition at the National AAU Outdoor Track and Field Championships at UCLA was Ladies' Day as outstanding performances by Kathy Schmidt, Kathy McMillan, Jan Merrill and Athurine Gainer upstaged the men in the first-ever combined men's and women's championships at Drake

Ron Laird, the legendary race walker, forged the only new American record on the men's side, with a 21:09.32 for the 5,000 meter event.

One of the meet's biggest duels, the battle for the men's 200 meter crown between Steve Williams and Guyana's James Gilkes, never came about. On the

Gilkes at the finish, you've got to be pretty good. Yes, I think he has a shot in the Olympic trials."

While Hampton was leading the wave of the future, hard-knocking Arnie Robinson was keeping the old guard in the game with a stadium record of 27-3½ in the long jump.

Robinson, 28, the Olympic bronze medalist in 1972, equaled his best mark of the year, a mark which leads the world in 1976, and missed Bob Beamon's meet record by only a half inch. The old Drake Stadium record was 27-0½, set by UCLA's James McAlister in 1973.

Robinson admits he has a couple of problems. "The best I've done in the 100 is 9.7," he said. "I can't come down the track--I don't have the leg strength--like Randy Williams does. When Bob Beamon set the world record 29-2½ he could run either a 9.4 or 9.5 100.

"And I'm not a disciplined jumper; I was chopping down the track. Fortunately, my performance was better than my form. I hesitated on my step once and still went 26-6. I need something to push me and I haven't found it lately."

Maccabi's Maxie Parks won the 400 title with a new meet record and the fastest time in the world this year - 44.82. Parks, who finally has emerged from the shadow of former UCLA teammate Benny Brown, promptly announced he will win it all at Montreal. "A lot of people say they're going to win the gold, but I'm going to get it," Parks insisted. "The Cuban (Alberto Juantorena) is the man I have to beat, along with the other Americans."

After the 400 Benny Brown, who finished fifth, said it would be between Parks and USC's Ken Randle in the Olympic Trials at Eugene. "They're the top two," Brown said, "and it's anybody's race for third."

equaled the fastest intermediate hurdle time in the world this year. He tied the mark established a week earlier by San Diego State's Quentin Wheeler, who elected not to compete in the AAU. Andrews who finished third the week before in the NCAA, appeared totally out of contention after six hurdles, but while the crowd was watching a tense battle between Jim Bolding and Edwin Moses, the Trojan junior came flying from fifth place in the inside to steal it from Bolding at the wire. How close was it? Just .02 seconds which is about an eyelash.

"I didn't see him until the last stride," said Bolding, world record-holder in the 440 hurdles. "If I had seen him sooner, maybe I could have held him off. Then again I might have tightened up. Who knows?"

Andrews credited his win to a tip from, of all people, John Carlos, the former Olympic sprinter. "Carlos," Andrews said, "told me that John Akii-Bua, when he set the world record, didn't really run the first part of the race fast but really poured it to 'em at the end. I really thought I was out of it after the sixth hurdle but I got going on the seventh and when we got to the eighth I finally knew I had a shot at it."

Terry Albritton won the shot put with a 69-4¾. Albritton, the recognized world record holder in the shot put (71-8½) made clear his feelings about Brian Oldfield's professional mark of 75 feet. "He holds a show-biz record," said Albritton, "and I hold the world record."

Both team titles went to California based clubs: the Maccabi Track Club captured the men's championship, while the Los Angeles Track Club earned first place in the women's point scoring. Infact 56 of the 64 scoring places in



DRAKE



KARIN SMITH: Became the second American to throw over 200 feet in the javelin.

photo by Bill Leung, Jr.

Stadium, June 1-12. The meet marked the first time in the meet's 88 years that men and women competed together in the outdoor track championships.

The men had their moments of glory too, especially big Mac Wilkins. Wilkins dazzled the overflow crowd with the longest series of discus throws in history. The 26 year old Pacific Coast Club star averaged 227 feet, 2 inches for his six attempts, topped off with a winning heave of 230 feet.

Schmidt, the 1972 Olympic bronze medalist in the javelin, broke her own American record with a 218-3 throw. The figure put her in reach of the world record of 220-6, held by East Germany's Ruth Fuchs.

McMillan, who was competing in the Junior Olympics only two years ago, won the long jump with a 22-3 mark. The leap established a new American record for the 18 year old Raeford, North Carolina, resident.

Merrill's 8:57.17 in the 3,000 meters and Gainer's 57.24 in the 400 hurdles were also American marks. Another American record came in the women's two-mile relay as the Los Angeles Track Club team snapped a one-year old standard with an 8:34.44 time.

first day's competition, Williams and Gilkes both won their trial heats. Gilkes, who had lost a photo finish to Auburn's Harvey Glance at the NCAA championships a week earlier, announced that he would win the AAU finals. "That's nine to know," was Williams' response, "but he couldn't beat Glance and I beat Glance at the Martin Luther King Games in Atlanta last month."

The next day Williams scratched from the meet, blaming a hamstring injury. The departure of Williams all but assured Gilkes of the title. In the finals though, Gilkes finished a yard behind 19 year old Millard Hampton of San Jose City College. "He's very good," Gilkes said of Hampton, who is headed for UCLA in the fall. "I think he'll make the U.S. Olympic team in the 200." Hampton's winning time was 20.89 to Gilkes' 20.95. "I felt I could win if I ran a good curve," said Hampton, who holds the national Junior College record for the 200 (20.4), "and I did that. I could hear Gilkes breathing at the end, and I just tried to stay up on him."

UCLA coach Jim Bush said of the 5-11 and 170 pound Hampton, "He's a beautiful sprinter. When you can beat

teammate Benny Brown, promptly announced he will win it all at Montreal. "A lot of people say they're going to win the gold, but I'm going to get it," Parks insisted. "The Cuban (Alberto Juantorena) is the man I have to beat, along with the other Americans."

After the 400 Benny Brown, who finished fifth, said it would be between Parks and USC's Ken Randle in the Olympic Trials at Eugene. "They're the top two," Brown said, "and it's anybody's race for third."

with a 69-4 $\frac{3}{4}$. Albritton, the recognized world record holder in the shot put (71-8 $\frac{1}{2}$) made clear his feelings about Brian Oldfield's professional mark of 75 feet. "He holds a show-biz record," said Albritton, "and I hold the world record."

Both team titles went to California based clubs: the Maccabi Track Club captured the men's championship, while the Los Angeles Track Club earned first place in the women's point scoring. Infact 56 of the 104 scoring places in



photo by Bill Leung, Jr.

TOM ANDREWS: Comes from behind on the inside to win the 400 intermediates.

Randle, who did not compete here, said, "There's only one person in the race I'm worried about, and that's Ken Randle. I've been reading where this guy and that guy says he's going to win but I'm not saying anything. I'm just going to run my race."

Another Californian, Tom Andrews of USC and Bakersfield, was also busy breaking meet marks. His time of 48.55

the men's events went to Californians - that's about 50%. California women bagged 35 of 108 possible places for 33%.

Mac Wilkins earned the Dieges Award as the meet's outstanding athlete and the Redwood Trophy (outstanding female athlete) went to Kathy Schmidt. Schmidt credits much of her success in the javelin this year to hypnosis. She says she took

it up at the urging of her Los Angeles Track Club coach, Chuck Debus.

Schmidt has changed a lot since she was a teen-ager with a bad cold who won the bronze medal at Munich in 1972. She's been working on the hypnosis for the last two months with Susan Newton of Marina Del Rey. "It's a process of concentration that allows me to direct my efforts and energy," Schmidt says. The system works on "key words." Schmidt's words: "Effortless and deeply relaxed."

"I wasn't really either of those things today," she said. "Even the 218 throw didn't feel good. I guess it was that I threw 206 on my first throw and I thought it was going farther. I got depressed. The photographers were bugging me, too, and I had about 11 coaches out there.

"Physically, I'm about where I want to be now but I felt I needed mental discipline. I want to be deeply relaxed, throw effortlessly. I guess my record throw today is my best ever, in relation to what I should be doing, but I have an eye on 230 feet or even 240, eventually."

Results

MEN

100 METERS

3 In Each Heat Qualify For Semifinals

FIRST HEAT—1. Abrahams (Maccabi TC), 10.31 (wind 2.46 m.p.h.); 2. Jackson (All American TC), 10.49; 3. Brown (Bay Area Striders), 10.50. Others included: 4. Decker (All-American TC), 10.63; 8. McGill (Maccabi TC), 10.86; 9. Johnson (Westmont), 10.91.

SECOND HEAT—1. Garpenborg (Maccabi TC), 10.25 (wind 4.47 m.p.h.); 2. Gardner (Tennessee), 10.42; 3. Brown (Striders), 10.47. Others included: 4. Robinson (Florida TC), 10.48; 7. McCoy (All-American TC), 10.60.

THIRD HEAT—1. Sands (NY Pioneers), 10.41 (wind 2.46 m.p.h.); 2. Woods (Grambling), 10.42; 3. Franklin (Southern U.), 10.46. Others included: 4. Edwards (Maccabi TC), 10.53.

FOURTH HEAT—1. Meriweather (DC Striders), 10.50 (wind 3.13 m.p.h.); 2. Meite (Ivory Coast), 10.50; 3. Payton (BA Striders), 10.55. Others included: 5. Dixon (Striders), 10.86.

FIFTH HEAT—1. Taylor (Texas Striders), 10.49 (wind 4.07 m.p.h.); 2. Kemp (All-American TC), 10.50; 3. Williams (Maccabi TC), 10.59.

200 METERS

Final

1. Hampton (San Jose CC), 20.89 (wind 1.12 m.p.h. against); 2. Gilkes (Maccabi TC), 20.95; 3. Jackson (All-American TC), 21.05; 4. Edwards (Maccabi TC), 21.05; 5. Lutz (PCC), 21.12; 6. Brown (Striders), 21.20; 7. Walker (DC Striders), 21.39. Note: Steve Williams (Florida TC) did not run due to a slight muscle

400 METERS

Semifinals

3 In Each Heat Qualify For Final

FIRST HEAT—1. Brown (Maccabi TC), 45.99; 2. Rodgers (Bay Area Striders), 46.10; 3. Campbell (Fresno St.), 46.23. Others included: 4. Ray (Phil. Pioneers), 46.26; 6. Hicks (DC Striders), 46.96; 7. Beasley (Long Beach St.), 47.29; 8. Miller (Maccabi TC), 47.41; 9. Shaw (Linfield), 48.25.

SECOND HEAT—1. Newhouse (Baton Rouge TC), 45.89; 2. Sands (NY Pioneers), 46.27; 3. Shorts (Maccabi TC), 46.48.

THIRD HEAT—1. Parks (Maccabi TC), 46.08; 2. Peoples (DC Striders), 46.36; 3. Taylor (Phil. Pioneers), 46.80. Others included: 5. Schultz (PCC), 47.82.

HAMMER THROW

Final

1. Hart (NYAC), 225-10; 2. Diehl (U.S. Army), 220-5; 3. Shuff (U.S. Army), 218-5; 4. Jackson (Nittany Valley TC), 217-7; 5. Dierasi (NYAC), 217-0; 6. A. Bessette (Backus TC), 212-7; 7. Galle (Maccabi TC), 212-1; 8. Berry (Maccabi TC), 210-1. Note: Hart's series was 217-7, 223-0, 225-10, 219-7 and foul.

LONG JUMP

Final

1. Robinson (Maccabi TC), 27-3½ (wind 2.24 m.p.h.); 2. Moore (Maccabi TC), 26-5; 3. Seay (PCC), 25-10¾; 4. Adams (Chicago TC), 25-10; 5. Lofton (Stanford), 25-8½; 6. Cobb (unat), 25-7½; 7. Williams (Striders), 25-4; 8. Chen (Republic of China), 25-3. Note: Robinson's series

was 26-3¼, foul, 26-4¾, 27-3½, 26-5¾, 26-1¼w.

WOMEN

200 METERS

Final

1. Morehead (Tennessee St.), 22.94 (wind 1.12 m.p.h.); 2. Armstrong (Florida TC), 23.19; 3. Bryant (LA Mercures), 23.40; 4. Jiles (New Orleans Superdames), 23.45; 5. Greene (Colorado Flyers), 23.92; 6. Cordy (Atoms TC), 23.92; 7. Brown (Metroplex Striders), 24.01; 8. Hancock (Colorado Flyers), 24.48.

400-METER HURDLES

Semifinals

4 In Each Heat Qualify For Final

FIRST HEAT—1. Esser (Iowa St.), 58.98; 2. Gainer (Prairie View A&M), 59.90; 3. Crowder (Los Angeles TC), 1:00.52; 4. Rumph (Atoms TC), 1:01.60. Others included: 7. Cape (Long Beach Comets), 1:04.70.

SECOND HEAT—1. Ayers (Prairie View A&M), 59.45; 2. Vega (Atoms TC), 1:00.76; 3. Anderson (Falcon TC), 1:01.17; 4. Romsek (Bowling Green), 1:01.27.

100 METERS

3 In Each Heat Qualify For Semifinals

FIRST HEAT—1. Bowen (Lakewood International), 11.53 (wind 4.47 m.p.h.); 2. Finch (Jackson St.), 11.55; 3. Crawford (Central Jersey TC), 11.71. Others included: 7. Nickerson (LA Mercures), 12.01; 8. Cobbs (Berkeley TC), 12.05.

SECOND HEAT—1. Jiles (NO Superdames), 11.68 (wind 4.47 m.p.h.); 2. Collins EI (Atoms TC), 11.88; 3. Smith (Columbus Community TC, Ohio), 12.05. Others included: 7. Birt (Lakewood Int.), 12.21; 8. Hunter (LA Mercures), 12.30.

THIRD HEAT—1. Bryant (LA Mercures), 11.50 (wind 4.02 m.p.h.); 2. Watson (Lakewood Int.), 11.78; 3. Calhoun (Gateway TC), 11.79.

FOURTH HEAT—1. Cheeseborough (Tennessee St.), 11.46 (wind 4.47 m.p.h.); 2. Winston (Rialto Roadrunners), 11.60; 3. Render (New York City PAL), 11.60. Others included: 4. Douglas (LB Comets), 11.87; 5. Fleetwood (So-Cal Cheetahs), 11.91; 6. Slaughter (Lakewood Int.), 12.00; 8. Brown (Muir High), 12.20.

FIFTH HEAT—1. Ford (Atoms TC), 11.63 (wind 4.25 m.p.h.); 2. Waters (Premier TC), 11.72; 3. Dupuch (Colorado Flyers), 11.96.

5,000-METER WALK

Final

1. S. Brodock (Rialto Roadrunners), 25:28.68; 2. Tucholski (Ohio TC), 25:55.4; 3. Liers (Long Island AC), 26:29.8; 4. Mohanco (Kettering Striders), 26:49.6; 5. Johnson (Blue Angels TC), 27:11.6; 6. Sakelarios (Redwood City Flyers), 27:21.6; 7. Teeguarden (Blue Angels TC), 27:32.6; 8. Smith (New York PAL), 27:50.2.

DISCUS

Final

1. Winbigler (Oregon TC), 174-1; Svendsen (San Jose Stars), 169-10; 3. Langford (Millbrae Lions), 166-9; 4. Driscoll (LATC), 166-7; 5. Griffen (Flathead Valley Timberettes), 164-5; 6. Montgomery (Texas TC), 156-2; 7. Wood (unat, Haledon, N.J.), 154-3; 8. Marshall (Oregon TC), 148-3. Others included: 9. Vogelsang (Maccabi TC), 145-2; 11. Turner (Lakewood Int.), 142-6.

HIGH JUMP

12 Qualify For Final

Deetz (unat), Gossweiler (San Antonio League TC), Frederick (LATC), Gilliland (unat, New Mexico), Moller (Delaware TC), Ritter (Red Oak TC, Texas), Spencer (Falcon TC) and Huntley (Oregon TC), 5-9; King (Millbrae Lions), Plummer (Peoria Pacettes), Fitzpatrick (Jets, Pa.), Chase (unat) and Dorsey (Terre Haute TC), 5-7. Others included: Long (LATC), no height (5-5).

3,000-METER STEEPLECHASE

Final

1. Smith (unat, Wichita), 8:26.71; 2. Brown (Knoxville), 8:33.48; 3. Roche (NYAC), 8:35.07; 4. Meyer (Michigan), 8:38.79; 5. Reinhardt (Shore AC), 8:44.85; 6. Innes (unat, Arcata, Calif.), 8:48.48; 7. Weeks (Colorado TC), 8:53.7; 8. Wright (Tennessee), 8:55.88.

10,000 METERS

Final

1. E. Leedy (Knoxville TC), 28:46.0; 2. Macdonald (Mid Pacific Roadrunners), 28:58.6; 3. Smith (Eastern Michigan), 29:09.8; 4. Sandoval (Stanford), 29:14.0; 5. Cohen (Shore AC), 29:18.4; 6. Huist (Laguna Beach High), 29:30.6; 7. Bryant (Santa Monica TC), 29:34.8; 8. Morris (U.S. Marines), 29:56.2. Others included: 9. Pfeiffer (Grossmont College), 30:01.4.

400-METER IH

Final

1. Andrews (Striders), 48.55 (meet record, old mark, 48.74, Ralph Mann, Beverly Hills Striders, 1975); 2. Bolding (Pacific Coast Club), 48.57; 3. Mann (Striders), 48.77; 4. Moses (Morehouse St.), 48.99; 5. Williams (Maccabi TC), 49.00; 6. King (Maccabi TC), 49.33; 7. Walker (Striders), 49.91; 8. Taylor (Striders), 49.95; 9. Whigham (Texas Southern), 51.12.

POLE VAULT

Final

1. Bell (Arkansas St.), 17-10¼; 2. Tutley (PCC), 17-10¼; 3. Baird (Long Beach St.), 17-10¼; 4. Porter (Gulf Coast TC), 17-6; 5. Jessee (Maccabi TC), 17-2; 6. Isaksson (Striders), 17-2; 7. Hatfield (Oregon TC), 17-2; 8. Nielson (Chicago TC), 16-10. Others included: Harrison (Athletes in Action, Carrigan (PCC), Mooers (Striders) and Rogers (Maccabi TC), no height.

SHOT PUT


Final

1. Albritton (Hawaii), 69-4¾; 2. Feuerbach (PCC), 69-2½; 3. Woods (PCC), 68-10½; 4. Shmook (Striders), 68-0½; 5. Stuart (Chicago TC), 66-5¼; 6. LeDuc (unat), 65-10¼; 7. Marks (West Valley TC), 64-11½; 8. Vincent (Washington), 61-10. Others included: 11. M. hart (Maccabi TC), 60-7¼; 12. dincich (Striders), 60-7; 14. P. (Striders), 58-6¾. Note: Albritton's series was 67-4¼, foul, foul, 69-4¾, 65-6¾, foul; Feuerbach's series was 69-2½, 68-7½, 68-11, 67-0¾, 66-4¾, 67-0; Woods' series was 68-1¼, 68-10½, 66-4½, 67-0, foul, foul.

JAVELIN

Final

1. Luke (Club Northwest), 280-8; 2. George (unat), 275-1; 3. Schmidt (PCC), 263-3; 4. Andrews (Bruce TC), 255-7; 5. Reiss (Bruce TC), 251-4; 6. Sonsky (NYAC), 248-0; 7. Seng (Republic of China), 241-6; 8. Mather (Bruce TC), 241-0. Others included: 12. Stuart (Striders), 234-



MAXIE PARKS: AAU 400 meter champ.

photo by Bill Leung, Jr.

SECOND HEAT—1. Garpenborg (Maccabi TC), 10.25 (wind 4.47 m.p.h.); 2. Gardner (Tennessee), 10.42; 3. Brown (Striders), 10.47. Others included: 4. Robinson (Florida TC), 10.48; 7. McCoy (All-American TC), 10.60.

THIRD HEAT—1. Sands (NY Pioneers), 10.41 (wind 4.47 m.p.h.); 2. Woods (Grambling), 10.42; 3. Franklin (Southern U.), 10.46. Others included: 4. Edwards (Maccabi TC), 10.53.

FOURTH HEAT—1. Meriweather (DC Striders), 10.50 (wind 3.13 m.p.h.); 2. Meite (Ivory Coast), 10.50; 3. Payton (BA Striders), 10.55. Others included: 5. Dixon (Striders), 10.86.

FIFTH HEAT—1. Taylor (Texas Striders), 10.49 (wind 4.07 m.p.h.); 2. Kemp (All-American TC), 10.50; 3. Williams (Maccabi TC), 10.59.

METERS

Final

1. Hampton (San Jose CC), 20.89 (wind 1.12 m.p.h. against); 2. Gilkes (Maccabi TC), 20.95; 3. Jackson (All-American TC), 21.05; 4. Edwards (Maccabi TC), 21.05; 5. Lutz (PCC), 21.12; 6. Brown (Striders), 21.20; 7. Walker (DC Striders), 21.39. Note: Steve Williams (Florida TC) did not run due to a slight muscle twinge.

800 METERS

Semifinals

3 In Each Heat Qualify For Final

FIRST HEAT—1. Brown (Striders), 1:46.85; 2. McLean (Bucknell), 1:47.40; 3. Eneyart (unat, Logan, Utah), 1:47.73.

SECOND HEAT—1. Musgrave (Colorado), 1:47.72; 2. Masterson (Ouachita Baptist), 1:47.83; 3. Robinson (Catholic U.), 1:47.95. Others included: 6. Huffman (Maccabi TC), 1:50.08.

THIRD HEAT—1. Robinson (California), 1:47.89; 2. Schappert (NYAC), 1:48.24; 3. Baxter (Santa Monica TC), 1:48.47. Others included: 6. Cleary (Striders), 1:50.27; 7. Tarn (Redlands), 1:50.34; 8. Johnson (Striders), 1:50.46.

110-METER HIGH HURDLES

Final

1. Hill (U.S. Army), 13.64 (wind 1.79 m.p.h.); 2. Owens (Maccabi TC), 13.69; 3. Robinson (All-American TC), 13.76; 4. tie between White (Maccabi TC) and Florant (California), 13.91; 6. Davenport (Baton Rouge TC), 14.08; 7. Wilson (Striders), 14.34; 8. Darcus (Tennessee), injured, did not finish.

400-METER INTERMEDIATE HURDLES

Semifinals

3 In Each Heat Qualify For Final

FIRST HEAT—1. King (Maccabi TC), 49.93; 2. Walker (Striders), 50.24; 3. Taylor (Striders), 50.38. Others included: 4. Cassleman (Pacific Coast Club), 50.78; 7. Graybahl (Striders), 52.20.

SECOND HEAT—1. Moses (Morehouse St.), 48.86; 2. Williams (Maccabi TC), 49.70; 3. Andrews (Striders), 50.27. Others included: 5. Caudill (PCC), 51.21; 6. Rudd (Pasadena CC), 51.30.

THIRD HEAT—1. Bolding (PCC), 50.01; 2. Mann (Striders), 50.30; 3. Whigham (Texas Southern), 50.68. Others included: 4. Niederhaus (Maccabi TC), 50.89; 5. Mills (Maccabi TC), 51.19.

1,500 METERS

Semifinals

4 In Each Heat Qualify For Final

FIRST HEAT—1. Coghlan (Penn AC), 3:41.08; 2. Scott (Maccabi TC), 3:41.92; 3. Colon (New York AC), 3:41.94; 4. E. Arriola (Maccabi TC), 3:42.08. Others included: 5. Jones (Santa Monica TC), 3:42.16.

SECOND HEAT—1. Feig (Oregon TC), 3:48.13; 2. Markey (Oregon), 3:48.23; 3. Masback (NY Pioneers), 3:48.25; 4. Schilling (unat, Garden Grove), 3:48.40. Others included: 6. Hilton (PCC), 3:51.87; 7. Hazard (San Diego St.), 3:54.82.

THIRD HEAT—1. Manke (unat, Stillwater, Okla.), 3:40.57; 2. Cummings (Striders), 3:40.70; 3. Durkin (Chicago TC), 3:40.80; 4. O'Shaughnessy (NYAC), 3:40.86. Others included: 5. Lawson (Striders), 3:41.17; Colley (Rialto Roadrunners), no time.

FIRST HEAT—1. Bowen (Lakewood International), 11.53 (wind 4.47 m.p.h.); 2. Finch (Jackson St.), 11.55; 3. Crawford (Central Jersey TC), 11.71. Others included: 7. Nickerson (LA Mercurettes), 12.01; 8. Cobbs (Berkeley TC), 12.05.

SECOND HEAT—1. Jiles (NO Superdames), 11.68 (wind 4.47 m.p.h.); 2. Collins E1 (Atoms TC), 11.88; 3. Smith (Columbus Community TC, Ohio), 12.05. Others included: 7. Birt (Lakewood Int.), 12.21; 8. Hunter (LA Mercurettes), 12.30.

THIRD HEAT—1. Bryant (LA Mercurettes), 11.50 (wind 4.02 m.p.h.); 2. Watson (Lakewood Int.), 11.78; 3. Calhoun (Gateway TC), 11.79.

FOURTH HEAT—1. Cheeseborough (Tennessee St.), 11.46 (wind 4.47 m.p.h.); 2. Winston (Rialto Roadrunners), 11.60; 3. Render (New York City PAL), 11.60. Others included: 4. Douglas (LB Comets), 11.87; 5. Fleetwood (So-Cal Cheetahs), 11.91; 6. Slaughter (Lakewood Int.), 12.00; 8. Brown (Muir High), 12.20.

FIFTH HEAT—1. Forde (Atoms TC), 11.63 (wind 4.25 m.p.h.); 2. Waters (Premier TC), 11.72; 3. Dupuch (Colorado Flyers), 11.96.

800 METERS

Semifinals

4 In Each Heat Qualify For Final

FIRST HEAT—1. Jackson (Cleveland TC), 2:04.30; 2. Toussaint (Atoms TC), 2:04.33; 3. Hall (unat, Knoxville), 2:05.66; 4. Forman (Fairmouth TC), 2:05.94. Others included: 7. Smith (LA Mercurettes), 2:11.70.

SECOND HEAT—1. Merrill (Age Group AA, Conn.), 2:03.38; 2. Weston (Will's Spikettes), 2:04.69; 3. Hollins (unat), 2:05.93; 4. Jones (Atoms TC), 2:06.28. Others included: 9. Chee (U. Redlands), 2:10.20.

100-METER HURDLES

Final

1. Frederick (LATC), 13.29 (wind 3.13 m.p.h.); 2. LaPlante (unat), 13.32; 3. Hardy (Boulder Cinderbells), 13.50; 4. O'Connell (Lakewood Int.), 13.52. Others included: 8. Van Wolvelaere (LATC), 14.09.

440 RELAY

Semifinals

4 In Each Heat Qualify For Final

FIRST HEAT—1. Tennessee State, 45.11; 2. Texas Southern, 45.40; 3. LA Mercurettes, 45.74; 4. New York City PAL, 46.98. Others included: 5. Los Angeles TC, 47.58; 7. Long Beach Comets, no time.

SECOND HEAT—1. Atoms TC, 45.33; 2. Prairie View A&M, 45.38; 3. Klub Keystone, 46.59; 4. Colorado Flyers, 47.05. Others included: 7. Muir High, 47.44.

1,500 METERS

Semifinals

5 In Each Heat Qualify For Final

FIRST HEAT—1. Larrivue (PCC), 4:21.12; 2. Poor (San Jose Cindergals), 4:21.36; 3. Ennis (Nutley TC), 4:21.56; 4. Brown (LATC), 4:21.71; 5. Kinsey (San Fernando Valley TC), 4:22.08. Others included: 7. Rose (Blue Angels TC), 4:24.60.

SECOND HEAT—1. Kleinsasser (Blue Angels TC), 4:19.67; 2. Bremser (Wisconsin TC), 4:20.41; 3. Graham (San Jose Cindergals), 4:20.65; 4. Kate Keyes (LATC), 4:20.75; 5. Webb (Wright St.), 4:20.86. Others included: 6. Anderson (Athletes in Action), 4:21.24.

400 METERS


Semifinals

3 In Each Heat Qualify For Final

FIRST HEAT—1. Williams (Prairie View TC), 53.27; 2. Forde (Atoms TC), 53.76; 3. Helms (Klub Keystone), 54.59. Others included: 5. Rich (LA Mercurettes), 54.86.

SECOND HEAT—1. Armstrong (Florida TC), 52.72; 2. Norman (Texas Womens U.), 53.60; 3. Choates (Tennessee St.), 54.30. Others included: 6. Roberson (Maccabi TC), 55.43.

THIRD HEAT—1. Ingram (Pioneer TC), 52.93; 2. Sapenter (Prairie View A&M), 53.37; 3. Dabney (Philadelphia Clippers), 53.41.



MAXIE PARKS: AAU 400 meter champ.

photo by Bill Leung, Jr.

MEN

100 METERS

Semifinals

4 In Each Heat Qualify For Final

FIRST HEAT—1. Garpenborg (Maccabi TC), 10.31 (wind 3.13 m.p.h.); 2. Taylor (Texas Striders), 10.41; 3. Brown (Striders), 10.43; 4. Jackson (All-American TC), 10.45.

SECOND HEAT—1. Abrahams (Maccabi TC), 10.38 (wind 5.14 m.p.h.); 2. Sands (New York Pioneers), 10.41; 3. Woods (Grambling), 10.45; 4. Kemp (All-American TC), 10.46. Others included: 7. Williams (Maccabi TC), 10.53.

Final

1. Garpenborg, 10.39 (wind 1.79 m.p.h.); 2. Abrahams, 10.41; 3. Sands, 10.43; 4. Woods, 10.44; 5. Jackson, 10.45; 6. Taylor, 10.47; 7. Brown, 10.48; 8. Kemp, 10.55.

400 METERS

Final

7. Parks (Maccabi TC), 44.82 (meet record, old mark, 44.93, David Jenkins, Britain, 1975); 2. Taylor (Philadelphia Pioneers), 45.11; 3. Newhouse (Baton Rouge TC), 45.20; 4. Peoples (DC Striders), 45.38; 5. Brown (Maccabi TC), 45.57; 6. Sands (NY Pioneers), 46.01; 7. Shorts (Maccabi TC), 46.34; 8. Rodgers (Bay Area Striders), 46.99; 9. Campbell (Fresno St.), 47.09.

800 METERS

Final

1. Robinson (California), 1:46.6; 2. McLean (Bucknell), 1:46.9; 3. Brown (Striders), 1:47.3; 4. Masterson (Ouachita Baptist), 1:47.3; 5. Robinson (Catholic U.), 1:47.7; 6. Schappert (New York AC), 1:47.8; 7. Baxter (Santa Monica TC), 1:48.0; 8. Eneyart (unat, Logan, Utah), 1:48.0; 9. Musgrave (Colorado), 1:48.1.

1,500 METERS

Final

1. Coghlan (Penn AC), 3:42.41; 1. Manke (unat), 3:42.70; 3. Durkin (Chicago TC), 3:42.82; 4. Schilling (unat, Garden Grove), 3:42.95; 5. Feig (Oregon TC), 3:43.14; 6. Scott (Maccabi TC), 3:43.15; 7. Markey (Oregon), 3:43.22; 8. Cummings (Striders), 3:44.01. Others included: E. Arriola (Maccabi TC), did not finish.

JAVELIN

Final

1. Luke (Club Northwest), 280-8; 2. George (unat), 275-1; 3. Schmidt (PCC), 263-3; 4. Andrews (Bruce TC), 255-7; 5. Reiss (Bruce TC), 251-4; 6. Sonsky (NYAC), 248-0; 7. Seng (Republic of China), 241-6; 8. Mather (Bruce TC), 241-0. Others included: 12. Stuart (Striders), 234-1; 13. Ciarelli (Long Beach St.), 233-5; 15. Budlong (Striders), 215-1. Note: Luke's series was 252-7, 280-8, foul, foul, foul, pass.

TRIPLE JUMP

Final

1. Haynes (U.S. Army), 55-9¹/₄w (wind 8.27 m.p.h.); 2. Butts (Striders), 55-7¹/₄w (5.37 m.p.h.) (55-2¹/₄ legal); 3. Banks (Maccabi TC), 55-0¹/₄w (6.26 m.p.h.) (54-8 legal); 4. Dupree (Striders), 54-5¹/₄; 5. Cochee (Striders), 54-1¹/₄w (52-11 legal); 6. Rahman (Striders), 53-6w; 7. Terry (West Valley TC), 53-4w; 8. Reader (All-American TC), 53-2¹/₄w (51-9¹/₄ legal); 9. McBryde (NY Pioneers), 53-0¹/₄w; 10. Freeman (All-American TC), 52-9¹/₄w. Note: Haynes' series was 54-5¹/₄w, foul, 55-9¹/₄w, pass, pass, pass; Butts' series was 53-4¹/₄, 55-7¹/₄w, 54-3¹/₄, 55-2¹/₄.

WOMEN

100 METERS

Semifinals

4 In Each Heat Qualify For Final

FIRST HEAT—1. Cheeseborough (Tennessee St.), 11.38 (wind 2.24 m.p.h.); 2. Forde (Atoms TC), 11.61; 3. Calhoun (Hamden, Conn.), 11.65; 4. Waters (Premier TC), 11.66. Others included: 7. Watson (Lakewood International), 11.70.

SECOND HEAT—1. Bowen (Lakewood Int.), 11.62 (wind .45 m.p.h.); 2. Winston (Rialto Roadrunners), 11.72; 3. Bryant (LA Mercurettes), 11.73; 4. Finch (Jackson St.), 11.80.

Final

1. Cheeseborough, 11.34 (wind 2.68 m.p.h.); 2. Bryant, 11.43; 3. Bowen, 11.49; 4. Forde, 11.57; 5. Waters, 11.66; 6. Calhoun, 11.67; 7. Finch, 11.69; 8. Winston, 11.70.

400 METERS

Final

1. Forde (Atoms TC), 52.30; 2. Ingram (Phil. Pioneers), 52.52; 3. Williams (Prairie View A&M), 52.53; 4. Sapenter (Prairie View A&M), 52.66; 5. Armstrong (Florida TC), 52.78; 6. Dabney (Phil. Clippers), 53.51; 7. Norman (Texas Womens U.), 53.74; 8. Choates (Tennessee St.), 54.01; 9. Helms (Klub Keystone), 55.29.



JAMES BAXTER(left) congratulates **JAMES ROBINSON** after his AAU 800 meter victory.

photo by Bill Leung, Jr.



photo by Bill Leung, Jr.

FRANCIE LARRIEU LUTZ winning the AAU 1,500 meters.

800 METERS
 Final
 1. Jackson (Cleveland TC),
 2:01.00; 2. Weston (Will's
 Spikettes), 2:03.52; 3. Merrill (Age

Tennessee St., 1:41.62; 3. Klub
 Keystone, 1:42.83; 4. New York
 City PAL, 1:43.01; 5. Texas Track
 Club, 1:45.50; Texas Southern, dis-
 qualified.

Friday's Results
5,000 METERS
 Final
 1. Buerkle (NYAC), 13:31.2; 2. Li-


FRANCIE LARRIEU LUTZ (left) congratulates JAMES ROBINSON after his AAU 800 meter victory.

photo by Bill Leung, Jr.

FRANCIE LARRIEU LUTZ winning the AAU 1,500 meters.

photo by Bill Leung, Jr.

We have it!



CRONUS 3!

Only \$59.95

Now, an electronic stopwatch with split at a price less than a mechanical split! Times in 100ths to 59:59.99 and starts over automatically on reaching 60 minutes. Just 5 oz., only 3.6" long. 3 AA batteries provide more than 20 hours practical operation. Low battery indicator. Lanyard. Full one year warranty. Specify Cronus 3-S with cumulative (conventional) split or Cronus 3-T with sequential split (times each lap but does not give overall time).

\$59.95 each, plus \$2 postage and handling. Leather look vinyl case, \$4.95.

Order from CALIFORNIA TRACK NEWS, 1717 South Chestnut Avenue, Fresno, California 93702.

800 METERS

Final

1. Jackson (Cleveland TC), 2:01.00; 2. Weston (Will's Spikes), 2:03.52; 3. Merrill (Age Group AA, Conn.), 2:03.85; 4. Toussaint (Atoms TC), 2:05.37; 5. Hall (unaf, Knoxville, Tenn.), 2:05.51; 6. Jones (Atoms TC), 2:07.80; 7. Hollins (unaf), 2:11.00; 8. Foreman (Falmouth TC), 2:14.24.

1,500 METERS

Final

1. Larriveu (Pacific Coast Club), 4:09.93 (meet record, old mark, 4:13.5, Julie Brown, LATC, 1975); 2. Bremser (Wisconsin TC), 4:10.08; 3. Brown (LATC), 4:14.14; 4. Kleinsasser (Blue Angels TC), 4:16.03; 5. Poor (San Jose Cindergals), 4:16.24; 6. Kate Keyes (LATC), 4:18.01; 7. Graham (San Jose Cindergals), no time; 8. Webb (Wright St.), 4:21.58.

3,000 METERS

Final

1. Merrill (Age Group AA, Conn.), 8:57.17 (American and meet record, old American mark, 9:03.2, Francie Larriveu, PCC, 1974; old meet mark, 9:10.6, Lynn Bjorklund, Albuquerque TC), 1975); 2. Anderson (Athletes in Action), 9:19.55; 3. Neppel (Iowa St.), 9:22.65; 4. Brown (LATC), 9:26.54; 5. Kate Keyes (LATC), 9:31.95; 6. Cook (Iowa St.), 9:33.31; 7. Benoit (Liberty AC), 9:39.0; 8. Quatier (Falcon TC), 9:39.59. Others included: 11. Bridges (LATC), 9:48.4; 13. Heinmiller (LATC), 10:01.0.

400-METER HURDLES

Final

1. Gainer (Prairie View A&M), 57.24 (American and meet record, old mark, 57.3, Debbie Esser, Woodbine High, Iowa, 1975); 2. Esser (Iowa St.), 57.56; 3. Ayers (Prairie View A&M), 58.53; 4. Crowder (Los Angeles TC), 58.62; 5. Vega (Atoms TC), 1:00.90; 6. Anderson (Falcon TC), 1:01.23; 7. Rumph (Atoms TC), 1:01.37; 8. Romsek (Bowling Green), 1:03.01.

440 RELAY

Final

1. Tennessee St., 44.97 (meet record, old mark, 45.2, Tennessee St., 1970); 2. Prairie View A&M, 45.34; 3. Texas Southern, 45.54; 4. LA Mercurettes, 45.66; 5. Atoms TC, 45.84; 6. Klub Keystone, 46.29; 7. New York PAL, 46.54; 8. Colorado Flyers, 46.95.

880 MEDLEY RELAY

Final

1. LA Mercurettes, 1:38.69; 2.

Tennessee St., 1:41.62; 3. Klub Keystone, 1:42.83; 4. New York City PAL, 1:43.01; 5. Texas Track Club, 1:45.50; Texas Southern, disqualified.

MILE RELAY

Final

1. Prairie View A&M, 3:33.85; 2. Atoms TC, 3:35.72; 3. New York City PAL, 3:44.96; 4. Houston Astrobelles, 3:45.77; 5. Peoria Pacettes, 3:46.45; 6. Falmouth TC, 3:46.80; 7. New Orleans Superdames, 3:50.39.

TWO-MILE RELAY

Final

1. Los Angeles TC "A", 8:34.44 (American and meet record, old mark, 8:46.6, Blue Ribbon TC, 1975); 2. Falcon TC, 8:36.83; 3. Blue Ribbon TC, 8:40.33; 4. Metroplex Striders, 8:51.07; 5. San Jose Cindergals, 8:53.97; 6. Blue Angels TC, 9:00.6; LATC "B", 9:02.0; 8. Falmouth TC, 9:33.0.

LONG JUMP

Final

1. McMillan (unaf, Hoke, N.C.), 22-3 (American and meet record, old American mark, 22-1 $\frac{1}{4}$, McMillan, 1976; old meet mark, 21-4 $\frac{1}{4}$, Martha Watson, Lakewood International, 1974); 2. Walker (Falcon TC), 21-4 $\frac{1}{4}$; 3. Watson (Lakewood Int.), 20-11 $\frac{1}{4}$; 4. White (Chicago St.), 20-10 $\frac{1}{2}$; 5. Betts (Maccabi TC), 20-7 $\frac{1}{4}$; 6. Ray (Community Youth Club), 20-7 $\frac{1}{4}$; 7. King (Millbrae Lions), 20-3; 8. Kummer (Maccabi TC), 19-7. Others included: 10. Anderson (Washington High), 19-0 $\frac{1}{4}$; 12. Frederick (LATC), 13-2 $\frac{1}{4}$.

HIGH JUMP

Final

1. Huntley (Oregon TC), 6-2 (meet record, old mark, 6-0 $\frac{1}{2}$, Audrey Reid, Prairie View A&M, 1972); 2. Spencer (Falcon TC), 6-0 $\frac{1}{2}$; 3. Gilliland (Albuquerque TC), 5-9; 4. Deetz (unaf), 5-9; 5. Plummer (Peoria Pacettes), 5-9; 6. Moller (Delaware SC), 5-9; 7. Frederick (LATC), 5-9; 8. Ritter (Red Oak TC, Texas), 5-9. Others included: 10. Gossweiler (San Antonio League TC), 5-7.

JAVELIN

Final

1. Schmidt (LATC), 218-3 (American and meet record, old American mark, 215-6, Schmidt, 1976; old meet mark, 209-7, Schmidt, 1974); 2. Smith (Lakewood Int.), 203-10; 3. Calvert (Lakewood Int.), 190-5; 4. Whitfield (unaf), 166-0; 5. Cannon (Millbrae Lions), 165-7; 6. White (Valley of the Sun TC), 154-6.

Friday's Results

5,000 METERS

Final

1. Buerkle (NYAC), 13:31.2; 2. Li-quori (NYAC), 13:41.0; 3. Geis (Oregon TC), 13:43.8; 4. Casteneda (Colorado TC), 13:44.2; 5. E. Leddy (Knoxville TC), 13:45.4; 6. Holleran (Chicago TC), 13:52.0; 7. Addison (Tennessee), no time.

5,000-METER WALK

Final

1. Laird (NYAC), 21:09.32 (American and meet record, old American mark, 21:38.8, Laird, 1968; old meet mark, 21:39.8, Larry Young, Columbia, Mo., 1972); 2. Scull (Shore AC), 21:15.40; 3. Walker (Striders), 21:32.80; 4. Glusker (West Valley TC), 22:12.20; 5. Knight (NYAC), 22:31.80; 6. Daniel (NYAC), 22:45.80; 7. Bouldin (LA Co. Sheriffs), 22:48.80; 8. Haluza (Striders), 23:04.40. Others included: 9. Reilly (Striders), 23:35.80.

DISCUS

Final

1. Wilkins (PCC), 230-0 (meet record, old mark, 214-11, John Powell, PCC, 1974); 2. Powell (PCC), 221-7; 3. Silvester (unaf, Utah), 208-8; 4. Swarts (PCC), 208-0; 5. Louisiana (Oregon TC), 201-7; 6. Kennedy (San Jose Stars), 200-5; 7. Stadel (Striders), 196-0; 8. Howard (Westmont), 192-0. Others included: 9. Gardner (Maccabi TC), 191-10; 12. Guenther (UCLA), 185-7. Note: Wilkins' series was 225-2, 224-1, 228-0, 228-8, 230-0, 226-11; Powell's series was 214-6, 221-7, 192-1, foul, 204-11, foul.

HIGH JUMP

Final

1. Stones (Desert Oasis TC), 7-4 $\frac{1}{4}$; 2. Embree (Harvard), 7-2; 3. Brown (All-American TC), 7-2; 4. Jankunis (NYAC), 7-2; 5. Winsor (Central Michigan), 7-2; 6. Kotinek (PCC), 7-2; 7. tie between Arney (Glendale, Ariz. CC) and Fields (NYAC), 7-2. Note: Kotinek did not jump after clearing 7-2.

SHOT PUT

Final

1. Seidler (Mayor Daley YF), 54-4 (meet record, old mark, 54-3, Seidler, 1974); 2. Devine (Emporia St.), 51-4 $\frac{1}{4}$; 3. Mecklenburg (Falcon TC), 50-3; 4. Svendsen (San Jose Stars), 47-10 $\frac{1}{2}$; 5. Frederick (LATC), 47-2; 6. Jacobsen (unaf, Osawotamie, Kan.), 47-1 $\frac{1}{2}$; 7. Wood (Haledon, N.J.), 46-10; 8. Porter (Sioux Falls, S.D.), 46-5. Others included: 9. Dole (Lakewood Int.), 45-9 $\frac{1}{4}$; 11. Zwart (LATC), 41-9 $\frac{1}{4}$. Note: Seidler's series was 52-4, foul, 54-4, foul, 52-5, 52-5.

CONGRATULATIONS!

TO CALIFORNIA'S NATIONAL CHAMPIONS

STEVE ALBRIGHT(Northridge State) NCAA II Shot Put
 TERRY ALBRITTON(Hawaii) AAU Shot Put
 TOM ANDREWS(USC) AAU 400 Intermediates
 MARK BAUGHMAN(Fullerton JC) AAU Jr. Discus
 JIM BOLDING(Pacific Coast Club) USTFF 400 IH
 KEN BROWN(Biola) NAIA Hammer
 ROSALYN BRYANT(LA State) AIAE 100 & 200
 CAL STATE IRVINE -- NCAA II Team Title
 DEDY COOPER(San Jose State) NCAA I 110 HH
 KATHY DEVINE(Emporia State) AIAW & USTFF Shot
 LARRY DOUBLEY(Manual Arts HS) AAU Jr. LJ
 JANE FREDERICK(Los Angeles TC) AAU Pent. & 100 H
 KEVIN FRENCH(Westmont) NCAA III Pole Vault
 CHRIS GARPENBORG(Maccabi TC) AAU 100
 DAVE HABER(Hayward State) NCAA II High Jump
 MILLARD HAMPTON(San Jose State) AAU 200
 TOMMY HAYNES(Army) AAU Triple Jump
 TOM HILL(Army) AAU 110 Hurdles
 JIM HOWARD(Westmont) NAIA & NCAA III SP & DT
 BRUCE KUPPERSMITH(Azusa) NAIA Decathlon
 RON LAIRD(NYAC) AAU 5000 Walk
 FRANCIE LARRIEU LUTZ(PCC) USTFF & AAU 1500
 ED MILLER(Cal Berkeley) NCAA I Decathlon

STEVE MONTGOMERY(Lassen HS) AAU Jr. Shot
 BOB ORELL(Pomona-Pitzer) NCAA III Javelin
 PACIFIC COAST COUB -- USTFF Mile Relay & Team
 MAXIE PARKS(Maccabi) AAU 400
 KEN RANDLE(USC) NCAA I 400
 ARNIE ROBINSON(Maccabi) AAU Long Jump
 JAMES ROBINSON(Cal Berkeley) AAU 800
 MIKE SABATINO(UCI) NCAA II Pole Vault
 MAUREN SEIDLER(MDYF) AAU Shot Put
 KATHY SCHMIDT(Los Angeles TC) AAU Javelin
 STEVE SCOTT(UC Irvine) NCAA II 1500
 DANNY SEAY(Pacific Coast Club) USTFF LJ
 RALPH SERNA(UC Irvine) AAU Jr. 5000
 KARIN SMITH(UCLA) AIAW Javelin
 DWIGHT STONES(LBS) NCAA I, USTFF & AAU HJ
 CONRAD SUHR(UCLA) AAU Jr. 800
 DON TIMM(Athletes in Action) USTFF Steeplechase
 UNIVERSITY OF SOUTHERN CALIFORNIA team NCAA
 TIM WALKER(USC) AAU Jr. High Jump
 QUINTIN WHEELER(San Diego State) NCAA I IH
 MAC WILKINS(PCC) USTFF & AAU Discus
 GEORGE WOODS(PCC) USTFF Shot Put

Schedule

JULY

11 COLLEGE OF THE CANYONS 6 MILE
 9 am. St. Broten, 13512 E. Ramona
 Dr., Whittier 90602.
 11 FELTON RACE TO THE REDWOODS.

25 ORANGE COUNTY 15 KILO TEAM
 RACE. Mason Park, 10 am. Dave Sills,
 South Tower, Suite 908, Union Bank
 Sq., Orange 92668.
 29 SANTA BARBARA ALL COMERS.
 SBHS, 4:30 pm.
 30 DAVID PAIN BIATHLON. Hilton
 Hotel, Mission Bay, San Diego 5:30 pm

14

HUNTINGTON BEACH DISTANCE
 DERBY. 10 mile. Jit Love, Rec. & Park
 Dept., Box 190, Huntington Beach
 (714) 536-5486.
 LAKE TAHOE 72 MILE RELAY.
 7 man teams, 8 am. Harold DeMoss,
 765 Campbell, Los Altos 94022.

SEPTEMBER

4

BASS LAKE 1/2 MARATHON. 9 am.
 Bill Cockerham, 1936 S. Hazelwood,
 Fresno 93702.

Schedule

JULY

- 11 COLLEGE OF THE CANYONS 6 MILE 9 am. St. Broten, 13512 E. Ramona Dr., Whittier 90602.
- 11 FELTON RACE TO THE REDWOODS. 6.9 mile, 10 am. Bruce Jones, 6940 Hi. 9, Felton 95018.
- 13 FRESNO ALL COMERS CHAMPIONSHIP MEET. Ratcliffe, 6:30, 2 days.
- 14 SAN DIEGO TRIATHLON. Fiesta Is., 5:45 pm. Jack Johnstone 461-4514.
- 15 SANTA BARBARA ALL COMERS. SBHS, 4:30 pm.
- 15 PA-AAU Jr. OLYMPICS. Mills HS, 4 days. Bob Escobar, 500 Hazel, Millbrae 94030.
- 17 OAKLAND 8.4 MILE WATERMELON RUN. Chabot Regional Park, 10:30 am. Alameda TC, Box 1606, Alameda 94501
- 17 THE GREAT RACE. (3 person teams: watercraft, bike, 5.5 mi. run), Rancho Cordova, 9 am. Take-One Prod., 1800 Shelfield Dr., Carmichael 95608.
- 17 MORO BAY TO CAYUCOS. 6 miles. 9:30 am. Sue Waterbury, %San Luis Distance Club, Box 1134, S.L.O. 93406.
- 17 FRESNO BUNION DERBY. 6 miles. Fresno State, 7 pm Larry Lung, 3356 N. Monroe, Fresno 93705.
- 17 SAN DIEGO ALL COMERS TRACK. Gordon Parham 488-9764.
- 18 LAKE TAHOE MARATHON. 8 am. Skip Youngdahl, Box 3193, Incline Village, Nev. 89450.
- 20 MT. SAC ALL COMERS TRACK. (714) 598-2811 ext. 361.
- 22 SANTA BARBARA ALL COMERS. SBHS, 4:30 pm.
- 24 PT. LOMA 10 KILOMETER. John Nichols (714) 222-1476.
- 25 WARF-TO-WARF RACE. 5.8 miles. Santa Cruz Wharf, 9 am. Wayne Fontes, Capitola City Hall, Capitola 95010.

- 25 ORANGE COUNTY 15 KILO TEAM RACE. Mason Park, 10 am. Dave Sills, South Tower, Suite 908, Union Bank Sq., Orange 92668.
- 29 SANTA BARBARA ALL COMERS. SBHS, 4:30 pm.
- 30 DAVID PAIN BIATHLON. Hilton Hotel, Mission Bay, San Diego, 5:30 pm. David Pain, 2595 Ocean Front Walk, San Diego 92109.
- 31 GRIFFITH PARK 13 KILO. Los Angeles, 8 am. Mike Polizzi, 18400 Prairie, No. 113, Northridge 91324.
- 31 FRESNO BUNION DERBY. 8 mile. Fresno State, 7 pm. Larry Lung, 3356 N. Monroe, Fresno 93705.
- 31 FOSTER CITY LEVEE RACE. 6 miles. 9 am. Mike McGuire, 650 Shell Blvd., Foster City 94404.
- 31 SAN DIEGO ALL COMERS TRACK. Gordon Parham (714) 488-9764.

AUGUST

- 1 FORT BAKER 15 MILE RUN. 8:30 am. Handicapped. Jim Nicholson, 2178 47th. Ave., San Francisco 94116.
- 3 MT. SAC AGE GROUP MEET. (714) 598-2811, ext. 361.
- 5 MT. SAC ALL COMERS TRACK MEET (714) 598-2811, ext. 361.
- 7 LONG BEACH SEA FESTIVAL BEACH RUN. 10 miles, 10 am. Nelson Farris 434-1542.
- 8 WALNUT SPORTS FESTIVAL. 6 mile. 3 pm. Walnut Festival, Box 296, Walnut 91789.
- 8 LAFAYETTE RIM RUN. 6 miles. Lafayette Reservoir, 9 am. Charles MacMahon, 154 Grover Ln., Walnut Creek 94596.

- 14 HUNTINGTON BEACH DISTANCE DERBY. 10 mile. Jit Love, Rec. & Park Dept., Box 190, Huntington Beach (714) 536-5486.

- LAKE TAHOE 72 MILE RELAY. 7 man teams, 8 am. Harold DeMoss, 765 Campbell, Los Altos 94022.
- 17 MT. SAC AGE GROUP MEET. (714) 598-2811, ext. 361.
- 19 MT. SAC ALL COMERS TRACK MEET (714) 598-2811, ext. 361.
- 21 FRESNO BUNION DERBY. 10 miles, 7 pm. Larry Lung, 3356 N. Monroe, Fresno 93705.
- 21 BALBOA PARK 8 & 3 MILE. 8 am. (714) 293-0924 Bob Letson.
- 21 OCEAN TO BAY MARATHON. 7 miles south of Half Moon Bay. 8 am. Ken Israel, 305 Del Rosa Way, Sani Mateo 94403.
- 21 GOLDEN EMPIRE CROSS COUNTRY AGE GROUP RUNS. Penn Valley, 6 pm. Nick Vogt, Box 151, Grass Valley 95945
- 22 FIVE BROOKS RUN. 7 miles. 5 miles south of Olema on Hwy 1. noon. Darryl Beardall, 488 Benjamin Rd., Santa Rosa 95405.
- 24 GAVILAN COLLEGE CROSS COUNTRY AND TRACK RUNS. Gilroy, 6 6 pm. Bill Flodberg, 12925 Foothill Ave., San Martin 95046.
- 28 LOS GATOS CULTURAL FESTIVAL DAMMIT RUN. 5.6 miles., Los Gatos H.S., 9 am. Maynard Orme, 16360 Belmont, Monte Sereno 95030.
- 28 SANTA MONICA SPORTS FESTIVAL. 10 kilo, 8:30 am. Doug Carlat, Rec & Park Dept., 1685 Main St., Santa Monica (213) 393-9975 x 276.
- 29 SANTA MONICA MARATHON. 7:30 am. Doug Carlot. See above.
- 29 66th. ANNUAL DIPSEA RUN. 6.8 miles. Mill Valley to Stinson Beach, 10 am. Mill Valley Jaycees, 300 Miller Ave., Mill Valley 94941.

SEPTEMBER

- 4 BASS LAKE 1/2 MARATHON. 9 am. Bill Cockerham, 1936 S. Hazelwood, Fresno 93702.
- 4 ALAMEDA CROSS COUNTRY CARNIVAL. 3.6 & 6.6 miles. Alameda Municipal Golf Course, 1:30 pm. Bob DeCelle, Box 1606, Alameda 94501.
- 5 AMIGO-DE-ORO RUN. 10 miles. Stewart Cramer, Mariposa.
- 5 GRIFFITH PARK CROSS COUNTRY. Fred Honda, Municipal Sports, City Hall E., 200 N. Main St. LA 90012.
- 6 MT. BALDY RACE TO THE TOP. 8 miles, 10 am. Dick Richards (714) 982-5167.
- 6 TIMES NINE RUNS. Crystal Springs Cross Country Course, Belmont, 10 am. Len Wallach, 1060 Continentals Way, No. 107, Belmont 94002.
- 11 LAKE WILDWOOD 10 MILER. 9 am. Nick Vogt, Box 151, Grass Valley 95945
- 11 FRESNO WATERMELON RUNS. Fresno State Campus. Red Estes % FSU.
- 12 BIG BEAR CITY RUN. 10 miles, 10 am. Sam Nicholson, 4946 Fredrick, La Crescenta.
- 12 PA-AAU 25 KILO & WOMEN'S NATL' AAU 10 KILO CHAMPIONSHIPS: Golden Gate Park, 9:30 am. Harold DeMoss, 765 Campbell, Los Altos 94022
- 18 OCCIDENTAL CROSS COUNTRY. 9 am. Steve Haas % Occidental College.
- 18 DOUBLE DIPSEA. 13.6 miles. 8:30 am. Walt Stack, 321 Collingwood, S.F.
- 18 SAN DIEGO ALL COMERS CROSS COUNTRY. Bill Gookin, 5946 Wenrich Dr, San Diego 92120.
- 19 WALNUT FESTIVAL RACES. Walnut Creek, 9 am. Andy MacCono, 1840 Geary Rd., Walnut Creed 94596. Entries close Sept. 11 - NO LATE ENTRIES.

IRVINE NCAA II CHAMPS

The University of California, Irvine, using a record performance in the 1,500 meter run and a first place finish in the pole vault, won the NCAA Division II track and field championships, May 29.

"After our record performance in the mile relay on Friday, the whole team felt they could win the championship," said UC Irvine track and field coach Len Miller.

Although the mile relay team was disqualified after turning in the third fastest time in the event on Saturday, UC Irvine compiled 56 points to capture the title. Eastern Illinois was a distant second with 39, while Northridge State and Adelphi tied for third with 35 points.

Steve Scott won the 1,500 meters in a meet record 3:46.36 to edge teammate Ralph Serna (3:47.67) and the pair came back for important points in the 5,000 meters as the Irvine distance men dominated the final days events. Serna was second in the 5,000 (14:28.20) while Scott was fifth (14:35.85).

Mike Sabatino won the pole vault at 16-6 for the only points that the Anteaters got in the field events.

Bill Cheadle, only senior on the team, took third in the 400 intermediate hurdles (52.2) while Richard Grout (1:49.9) was third in the 800 meter race. Wilber Gregory pulled in a third in the 110 highs the day before.

Pacing Northridge to the third place tie was Dave Albright who won the shot put on Friday (57-9½) and placed third in the discus on Saturday (184-0).

Hayward State landed fifth with some big help from verticle jumpers Dave Haber and Darryl Robinson. Haber upended Northridges Clarence Frazier with a 7-1 high jump; while Robinson's 16-6 was good enough for second in the pole vault.



STEVE SCOTT:

UC Irvine's NCAA II National Champion at 1,500 meters.

SLIPPERY ROCK, Pa. (AP) — The top finishers in Saturday's final events of the NCAA Division II Track and Field Championships (distances in meters unless otherwise specified):

Javelin—1, Kevin Johnson, C.W. Post, 231-1. 2, Tom Neilson, Pembroke State, 228-8. 3, Richard Goldbach, Indiana, Pa., 226-9.

Steeplechase—1, Pete Heesen, East Stroudsburg, 8:57.96. 2, John Biedrzycki, C.W. Post, 8:59.2. 3, Carl Schauterie, Chico State, 9:10.07.

400 relay—1, Norfolk State (Ricky Ray, Carney Perkins, James Doughting, David Owens) 40.44. 2, Kentucky State, 40.58. 3, Northwestern Louisiana State, 40.86.

1,500—1, Steve Scott, California-Irvine, 3:46.36. 2, Ralph Serna, California-Irvine, 3:47.67. 3, Francisco Morera, Eastern Illinois, 3:49.25.

Discus—1, Charles Shipman, Pembroke, 192-10. 2, Bill Edwards, Western Illinois, 186-9. 3, Steve Albright, California-Northridge, 184.

400 intermediate hurdles—1, Randolph Williams, Kentucky State, 50.32. 2, Bart Williams, Cal Poly-SLO, 51.04. 3, Bill Chedde, California-Irvine, 52.20.

400—1, Edward Hatch, Eastern Illinois, 46.80. 2, Arthur Bell, California-Bakersfield, 46.89. 3, Kevin Price, Adelphi, 46.91.

800—1, Willie Dabney, Adelphi, 1:49.72. 2, Dan Futrell, Northeast Missouri State, 1:49.95. 3, Richard Grout, California-Irvine, 1:49.96.

Pole vault—1, Mike Sabatino, California-Irvine, 16-6. 2, Daryl Robinson, California-Hayward, 16-6. 3, Gerald Byrne, Eastern Illinois, 16-0.

200—1, James Wooden, Fayetteville State, 21.37. 2, Richard Wilson, Southeast Missouri State, 21.41. 3, Robert Hardwell, Northwestern Louisiana State, 21.44.

High jump—1, Dave Haber, California-Hayward, 7-1. 2, Clarence Frazier, California-Northridge, 7-0. 3, Joe Phillips, Chapman College, 7-0.

5,000—1, Dan Dwyer, Southwest Missouri State, 14:28.05. 2, Ralph Serna, California-Irvine, 14:28.20. 3, John Prashun, Southwest Missouri State, 14:28.78.

Triple jump—1, Peter Pratt, Mankata State, 50-½. 2, Don Dykes, Southeastern Louisiana, 49-11½. 3, Toni Abadio, Eastern Illinois, 49-10¼.

1,600 relay—1, Adelphi (Steve McBride, Mel Richardson, Nat Spencer, Kevin Price) 3:05.77. 2, Kentucky State, 3:10.04. 3, Norfolk State, 3:12.39.

Team standings—California Irvine 56, Eastern Illinois 39, California-Northridge 35, Adelphi 35, California-Hayward 34, Southwest Missouri State 28, Kentucky State 27, Northwestern Louisiana State 25, Norfolk State 22, C.W. Post 21.

photo by Bill Leung, Jr.

PROFESSIONAL

26, 1919 in Arkansas. Also competed for Bakersfield College and the US Navy. Orval competes in several events for the Corona Del Mar Track Club, but his favorite is the pole vault. His life time best vault is 13-0, however, his best vault on a meet is 11-9. He has

PROFESSIONAL


Steve Miller, a highly successful Illinois high school coach for the past 11 years, has been appointed head track and cross country coach at California

Dave Haber and Darryl Robinson. Haber upended Northridges Clarence Frazier with a 7-1 high jump; while Robinson's 16-6 was good enough for second in the pole vault.

STEVE SCOTT:

UC Irvine's NCAA II National Champion at 1,500 meters.


photo
 2, Kentucky State, 3:10.04. 3, Norfolk State, 3:12.39.
 Team standings—California—Irvine 56, Eastern Illinois 39, California-Northridge 35, Adelphi 35, California-Hayward 34, Southwest Missouri State 28, Kentucky State 27, Northwestern Louisiana State 25, Norfolk State 22, C.W. Post



Orval Gillett

by: CREGG WEINMANN

ORVAL B. GILLETT: Corona Del Mar Track Club. 56 years old; 5 feet, 10 inches tall; 155 pounds. Born June



26, 1919 in Arkansas. Also competed for Bakersfield College and the US Navy. Orval competes in several events for the Corona Del Mar Track Club, but his favorite is the pole vault. His life time best vault is 13-0, however, his best vault as a master is 11-8. His other top masters marks are a 130-7 in the discus and an age 53 decathlon score of 4397.

He's pretty much self coached now but gained a lot of knowledge working in his younger days under J.B. "Cap" Harrelson.


Orval Gillett enjoys competition for the divergence it brings, the interesting people he meets, and because it is fun. He generally gets 7 to 8 hours of sleep per night and trains steadily each year in anticipation of the Senior and U.S. Masters Championships. He likes a meet a couple of times a month for evaluation and variety.

Workouts are typically three or four days a week, when possible; usually Monday, Wednesday, and Friday. Workouts consist of rope climbing, weight training, and hopping on right leg. He doesn't run in training because of a tender left hip.


Some of Orval's thoughts on training for master athletes are, "Moderate workouts year round. Hard work will produce good results for a season, but if continued hard will probably have adverse affects. Looking back I see myself and others losing their best marks."

"I also recommend careful examination before performing in more than four events per meet. Maybe two meets per month would be a good idea also. Recovery time is important."

Orval plans to "live while on this earth," has immediate goals of 10-6 in the vault, 5-3 in the high jump, and to compete "till eternity."



Steve Miller



Steve Miller, a highly successful Illinois high school coach for the past 11 years, has been appointed head track and cross country coach at California Polytechnic State University, San Luis Obispo.

His appointment begins with the fall quarter in September. Miller, who has coached at Bloom Township high in Chicago Heights, Ill. since 1966, was one of 92 applicants for the Cal Poly coaching position.

He was selected Illinois Track and Field Coach-of-the Year in both 1973 and 1975. His Bloom Township track teams have won five straight Suburban Conference and Illinois District championships. He has sent six teams to the Illinois state high school championships in track never finishing worse than eighth. His 1972 team placed second.

One of his proteges, pole vaulter Jan Johnson of Alabama, earned a bronze medal in the 1972 Olympics.

Bloom Township won the Illinois state high school cross country championships in both 1974 and 1975.

A 1961 graduate of Niles East High in Skokie, Ill., he was a state finalist in the dashes in track. He attended Amundsen High in Chicago for his freshman and sophomore years before switching to Miles East in his junior year. Coach Miller is a 1966 graduate of Bradley University at Peoria, Ill., where he lettered three years in football and four years in track. He earned a B.S. degree from Bradley with a double major in English and physical education. Steve Miller and his wife, Suzanne, are the parents of a three year old daughter named Claudine.

Track & Field News

For over 25 years, we've served the track community: the leader in book and periodical publishing, track merchandise and accessories.


1 **COUNTDOWN TO MONTEAL.** The Olympic year is underway, and the best way to keep informed, of course, is by reading **TRACK & FIELD NEWS**, still America's only publication to deliver all the major news and excitement of the sport, from high school track through the Olympics—from all corners of the USA and the world. While our focus is still on men's top-caliber competition, each monthly issue covers all aspects of track (women, masters, road racing, training tips, etc.). At \$11.00 yr., it's money well spent. Write for sample.

2 Have you seen our fast-selling t-shirts? Colored t-shirts include **KEEP ON TRACKIN'** cartoon shirt, **ROAD RUNNER** cartoon, and the **adidas** shirt. White shirts with colored trim are **USA**, **MOSCOW 80**, the **RUN RUN RUN** cartoon shirt and our new **TRACK & FIELD NEWS** shirt. All t-shirts are available in sizes S,M,L, and XL at \$4.50 each plus 50¢ per shirt for postage. All top quality 100% cotton shirts, machine washable.



3 Our new jumbo track posters have been extremely popular. Rick Wohlhuter, Ben Jipcho, Dwight Stones, Steve Williams, Tony Waldrop, all in full color. Still available are color posters of Shorter, Prefontaine, Wottle, and Ryun/Keino. All color posters are \$2.50 each. Add 50¢ per order for postage and handling.

4 T&FN is still the foremost publisher of books on track and field. Recent titles are *The Little Red Book* (with Metric Conversion Tables and a goldmine of information on the sport), \$2.95; *Corbitt* (story of Ted Corbitt, pioneer long distance runner), \$3.95; and *Age Records 1975*, \$2.00. Write for complete booklist.



5 Coaches: keep up with the latest in technique and training. Read *Track Technique*, the Quarterly Review of Track and Field Athletics. Emphasis is given to easy-to-follow, immediately applicable material for your day-to-day coaching needs. \$5 a year, \$12 for three years.

Write for our complete catalog of books, films, the amazing new electronic stop-watches, jewelry, tours, and other track and field merchandise and equipment.

TRACK & FIELD NEWS, BOX 296, LOS ALTOS, CALIFORNIA 94022

KEEPING TRACK

Ron Blackwood reports that the following California Class Records were broken this year: Morris Cole(Garey. Pomona) equaled the frosh 100 yard mark with his 9.7 and broke the 220 standard with his 21.8. Dupree Branch (Barstow) equaled the senior 100 yard time with 9.4. Eric Hulst(Laguna Beach) now holds all four two mile class records; by capturing the senior record with his fine 8:44.6. The 36.0 low hurdle time by Charles White(San Fernando) equaled the senior record. Sophomore Anthony Curran(Crespi, Encino) topped the pole vault standard to 15-9/4. A new state meet record was set by Steve Montgomery(Lassen, Susanville) with 68-0 in the shot put.

On June 19-20 a group of runners calling themselves the Frontal Lobotomy Five set a new 24 hour relay record for a five man team. The team composed of Carl Swift, Ken Moffitt, Mike Harrie, Tom Colley and Brice Hammerstein traveled 245 miles 520 yards to best the 226-720 by Troy State Athletic Club.

On May 29th competing in a meet in Santa Barbara Jane Frederick upped her American Pentathlon Record by one point, scoring 4677. Second was Marilyn King of the Millbrae Track Club with 4233 points. Miss Frederick won all five events spread over two days.

It appears that high school sprint sensation Houston McTear is now a resident of Santa Monica (no, not San Jose as most speculation had it). A California millionaire, Phillip Fairchild flew McTear and a high school chum, Phillip Williamson to Los Angeles. He is reportedly attending Santa Monica College(a high school diploma isn't necessary for attendance) and beginning to work with SMCC track coach Carl Merritt. And in two years, maybe, if all goes well, he'll head for UCLA or USC.

the AIAW Nationals at Kansas State.

Who was first Californian at Boston Marathon this go around? San Diego Track Club's Mike Burke place seventh.

The Southern California All Star Ttack Team departed from LA Airport June 19 for Competition in Germany, Austria, Switzerland and Northern Italy. The Southern California All Stars were selected by a committee of track coaches during the early part of the track season. All the athletes are juniors (under 20). On the team: Ned Armour, Paul Becklund, Glenn Best, Bob Bowden, Mickey Bradjevich, Blair Clausen, Jeff Clingan, Kevin Corbette, Kevin Cuervo, Dave Daniels, Bill Davies, Graig Evins, Mark Flynn, Bob Gasway, Scott Gillett, Scott Greco, Chuck Hattersley, Dave Helgeson, Mark Jenkins, Darin Kruse, Jeff Lawson, Huey Long, Kevin Mackessy, Johnny Moore, Paul Neveu, Kirk Pfeffer, Randy Prine, Brian Russell, Marty Sarkissian, Dan Sivadge, Brian Theriot, Charles White, Kevin Williams, Ray Williams. Coaches include: Bob Larsen, Dick Coxe, and Wayne Layton.

The Mexican Masters Track and Field Team will be hosting the Southern California Masters in a track meet to be held in Mexico's Olympic Stadium on Saturday, October 23.

Thirty three year old Paul Passno, the current defensive coordinator of the Los Angeles Valley football team, has been named to head the Monarch track squad next season. Passno will handle the head track coaching chores in addition to his football duties. He won't be alone as James Harvey, who sprinted at San Jose State when they won an NCAA championship will help with the sprinters and Mike Wagenbach from Notre Dame High School is also slated to help out. Mark Covert, who just missed the Olympics in 1972 will be an assistant as will Steve Tully.


TRACK & FIELD NEWS shirt. All t-shirts are available in sizes S, M, L, and XL at \$4.50 each plus 50¢ per shirt for postage. All top quality 100% cotton shirts, machine washable.



to-follow, immediately applicable material for your day-to-day coaching needs. \$5 a year, \$12 for three years.

Write for our complete catalog of books, films, the amazing new electronic stop-watches, jewelry, tours, and other track and field merchandise and equipment.

TRACK & FIELD NEWS, BOX 296, LOS ALTOS, CALIFORNIA 94022



Send a FREE Copy to a FRIEND

Here's how you can help us find others who would appreciate California Track News. Just list up to three names and addresses below and we'll mail a free sample copy to each of them.

Please send a free sample copy of California Track News to these friends. (Your name will not be mentioned)

PLEASE PRINT		
Name _____		
Address _____		
City _____	State _____	Zip No. _____
PLEASE PRINT		
Name _____		
Address _____		
City _____	State _____	Zip No. _____
PLEASE PRINT		
Name _____		
Address _____		
City _____	State _____	Zip No. _____

King of the Monarchs Track Club with 4233 points. Miss Frederick won all five events spread over two days.

It appears that high school sprint sensation Houston McTear is now a resident of Santa Monica (no, not San Jose as most speculation had it). A California millionaire, Phillip Fairchild flew McTear and a high school chum, Phillip Williamson to Los Angeles. He is reportedly attending Santa Monica College (a high school diploma isn't necessary for attendance) and beginning to work with SMCC track coach Carl Merritt. And in two years, maybe, if all goes well, he'll head for UCLA or USC.

Several Californians qualified for the AAU Junior tour June 26 to July 9. They will participate in meets in Canada, Russia and West Germany. Californians making the trip are: Pam Waters(100), Frieda Cobbs(200), Conrad Suhr(800), Lynn Hollins(800), Ralph Serna(5000), Devon Flynn(Steeple), Denise Cornell(HJ), Larry Doubly(LJ), Karen Elmore(LJ), Lisa Kinimake(LJ), Tim Vahlstrom(PV), DSteve Montgomery(SP), Dave Kurrasch(SP), Mark Baughman(DT), Jackie Nelson(JT), Kerry Zwart(Pent) and Joel Andrews(400 R).

The West Coast Relays have moved a week back next year. They will be the first weekend in May instead of the second. We understand that the Santa Barbara Relays will be dropping the College-University-Open Division next year.

Cal State Northridge high jump record setter Clarence Frazier has developed a style all his own: "I was only going 5-0 with the conventional role in high school, so I started messing around and came up with a 'layout' of my own design. It's not a flop, because I don't take off on my outside foot and twist around. I take off on my inside foot and just lay out over the bar," Frazier said. He's done 7-2.

San Fernando Valley Track Club member Sid Madden set a world age (68) record with a 71.1 in the 440 at the Valley College Masters Meet. The old mark belonged to Dick Bredenbeck of Cleveland when he did 71.6 in 1974.

Eight members of the Northridge State University women's track team personally raised over \$1000 to attend

Thirty three year old Paul Passno, the current defensive coordinator of the Los Angeles Valley football team, has been named to head the Monarch track squad next season. Passno will handle the head track coaching chores in addition to his football duties. He won't be alone as James Harvey, who sprinted at San Jose State when they won an NCAA championship will help with the sprinters and Mike Wagenbach from Notre Dame High School is also slated to help out. Mark Covert, who just missed the Olympics in 1972 will be an assistant as will Steve Tully.

Reporter Ric Walker has been suffering from a collapsed lung and writes to warn other unsuspecting runners. The symptoms are severe chest pains and shortness of breath - he advises any one to see their doctor if these occur. Ric also reminds San Fernando Valley track persons that as sports director of KCSN radio(88.5 FM) he's interested in hearing about any ideas concerning Valley sports, especially cross country and track.

New Book Book Review: GETTING STARTED IN TRACK & FIELD - A Coaching Manual by R.S. Parker. Age-group track and field is on the upswing, yet there has to date been very little available in the track and field literature for coaches in this growing area. In 1974 a book called Recreational Track and Field Coaching Manual was brought out in Canada in a very limited edition. The editors of Track & Field News were so impressed by this volume, by British Columbia coach Ron Parker that negotiations were begun to have Coach Parker adapt the book to the U.S. audience. GETTING STARTED IN TRACK & FIELD is the result of those negotiations, and for the first time it makes a comprehensive coaching guide available to coaches of age-group boys and girls. All events are covered, with explanations of rules, techniques and training, excellent illustrations by photosequences and other materials. It's a book which will become the handbook for anyone, coach or parent, dealing with young athletes in track and field. Order from Track & Field News, Box 296, Los Altos, CA 94022. \$4.00 plus .25 postage.

1976 Top Marks - High School

compiled by RON BLACKWOOD

Please send all additions and corrections to Ron Blackwood, 1220 Greenwood, Sanger, CA 93657.

Ron has compiled an All Time List of the top 50 marks in the CIF Central Section. He is working on a similar project for the other nine CIF Sections. If anyone has access to the section meet records or the best marks for any of the other sections please send Ron what you can.

100 YARD DASH

- 9.4 Dupree Branch(Barstow)
 - 9.5 Mark Jenkins(N.Dame-S.Oaks)
 - 9.5 Norris Jones(Kennedy-Barstow)4
 - 9.5 David Russell(P.Henry-S.Diego)
 - 9.5 Glen Cannon(Mt.Pleasant-S.Jose)3
 - 9.5 Billy Mullins(Hamilton-LA)1
 - 9.6 Floyd Eddings(Ganesha-Pom)*
 - 9.6 Tuguil Willis(Mission-S.F.)2
 - 9.6 Ernest Lewis(Wilson-S.F.)
 - 9.6 Kevin Williams(San Fernando)
 - 9.6 Donnie Hill(Kennedy-Barstow)
 - 9.6 Mike Patrick(Lincoln-S.Diego)
 - 9.6 Willie Jackson(Franklin-Stodn)
 - 9.6 Gordon Banks(Loyola-LA)
 - 9.6 Wolf(El Camino-Sacramento)
 - 9.6 K. Meriwether(Mt.Plant-S.Jose)
- wind aided marks:

- 9.3w Tuguil Willis(Mission-SF)
- 9.4w Ernest Lewis(Wilson-SF)
- 9.5w Donnie Hill(Kennedy-Barstow)
- 9.5w Keith Taylor(Piedmont Hl-SJ)9.7
- 9.5w Markis Cole(Garey-Pom)***9.7
- 9.5w Flenory(Redwood-Visla)9.7
- 9.5w Mark Lee(Hanford)9.7
- 9.5w Ken Williams(Thousand Oaks)9.8



TOM BOBERTZ the state's fastest high hurdler winning West Coast Relays.

- 14.1 Kymel(Wheatland)
- 14.2 Steve Watkin(Roosevelt-Fresno)
- 14.2 Corey Miller(Madera)
- 14.2 Lloyd Jones(Ganesha-Pom)1(13.9w)
- 14.2 Chuck Gangnuss(Dublin)
- 14.2 Clarence Dixon(Edison-Stckth)
- 14.3 Eric McNeal(Washington-LA)
- 14.3 Keith Harris(Oakland) 14.1w
- 14.3 Godinez(West Covina)
- 14.3 Kelly(Perris)
- 14.3 Tom Lewis(Muir-Pasadena)
- 14.3 Allan Jackson(Gardena)
- 14.3 Bill Dorval(Paradise)

330 YARD LOW HURDLES

- 36.0 Charles White(San Fernando)1
- 36.4 Andre Phillips(SilverCk-S.Jose)4
- 36.6 Andrew Field(Grant-Sacto')
- 37.0 Tim Chambers(Santa Monica)*2
- 37.2 Chris Koko(Sunset-Hayward)5
- 37.2 Stan Webster(Garey-Pomona)3
- 37.2 Rod Palon(SanJuan-CitrusHts)
- 37.2 Kevin Gibson(Millikan(L.Bch)
- 37.3 Tom Bobertz(Serramonte-DaleyC)
- 37.4 Tim Hunt(El Dorado)
- 37.4 George Smith(LaSierra-Carmichal)
- 37.4 Willie Curran(Crespi-Encino)**
- 37.4 Lloyd Jones(Ganesha-Pomona)
- 37.4 Al Sanford(Loyola-LA)
- 37.5 Joseph Brown(Pasadena)6
- 37.5 Richard Hohmann(Taft-LA)
- 37.5 Hons(West Torrance)
- 37.6 Don Thompson(Gahr-Cerritos)
- 37.6 Craig Watanabe(University-LA)
- 37.6 Ron Glenn(Locke-LA)
- 37.7 Bryon Hawkins(H. Ingame)
- 37.8 Bill Dorvall(Pasadena)
- 37.9 Clarence Hoppe(Jordan(L.Bch)
- 37.9 Chuck Gangnuss(Dublin)
- 37.9 Will Patterson(DeAnza)
- 37.9 Curry(Poly-Long Beach)

photo by Steve Ward

- 48.5 Ron Vinson(S.Gorgonio-S.Ber)
- 48.6 Pat Holcomb(Hills-San Jose)
- 48.7 Eryan Benson(Belmont-LA)6
- 48.7 Tryson(Kennedy-LA)
- 48.8 Scott Stone(Poway-S.Diego)
- 48.8 Thomas(Dominquez,Compton)
- 4:14.1 Chris Powell(Pt.Loma-S.Diego)
- 4:14.3 David Pascal(University-LA)
- 4:14.6 Paul Nevau(Grossmont-S.Diego)2
- 4:15.0 Joe Baker(Cantwell-LA)
- 4:15.0 Tony Guerra(N. Torrance)
- 4:15.2 Ron Cornell(San Pedro)



- 9.6 Kevin Williams(San Fernando)
- 9.6 Donnie Hill(Kennedy-Barstow)
- 9.6 Mike Patrick(Lincoln-S.Diego)
- 9.6 Willie Jackson(Franklin-Stcdn)
- 9.6 Gordon Banks(Loyola-LA)
- 9.6 Wolf(El Camino-Sacramento)
- 9.6 Meriwether(Mt. Plsnt-S.Jose)

wind aided marks:

- 9.3w Tuguil Willis(Mission-SF)
- 9.4w Ernest Lewis(Wilson-SF)
- 9.5w Donnie Hill(Kennedy-Barstow)
- 9.5w Keith Taylor(Piedmont Hl-SJ)9.7
- 9.5w Mike Patrick(Garey-Pom)**9.7
- 9.5w Flenory(Redwood-Visla)9.7
- 9.5w Lee(Hanford)9.7
- 9.5w Ken Williams(Thousand Oaks)9.8

220 YARD DASH

- 20.8 Dupree Branch(Barstow)2
- 21.1 David Russell(P.Henry-S.Diego)
- 21.1 Mike Patrick(Lincoln-S.Diego)
- 21.2 Billy Mullins(Hamilton-LA)1
- 21.2 Keith Taylor(Piedmont Hl-S.Jose)
- 21.2 Gordon Banks(Loyola-LA)
- 21.2 Soward(San Bernardino)
- 21.3 Mark Jenkins(N.Dame-S.Oaks)
- 21.5 Glenn Cannon(Mt.Pleasant-S.Jose)4
- 21.5 Henry Williams(Carson-LA)
- 21.5 Norris Jones(Kennedy-Barstow)3
- 21.5 Ricky Martin(Hamilton-LA)
- 21.5 Andrews(Pomona)
- 21.5 Hildria Newell(ChulaVsta-SD)
- 21.6 Kevin Williams(San Fernando)
- 21.6 Ray Williams(San Fernando)6
- 21.6 Rodney Goosby(Hamilton-LA)
- 21.6 Darryl David(Dorsey-LA)
- 21.6 Greg Flenory(Redwood-Visalia)
- 21.6 Willie Jackson(Franklin-Stcktn)
- 21.6 Eugene Rachal(Yerba Buena)

wind aided marks:

- 21.0w Mark Jenkins(N.Dame-S.Oaks)
- 21.0w Glenn Cannon(Mt.Pleasant-S.Jose)
- 21.1w James Burrell(Piner-S.Rosa)*
- 21.2w Norris Jones(Kennedy-Barstow)
- 21.3w Morris Cole(Garey-Pomona)**21.1
- 21.3w Don Coulter(Harbor-Santa Cruz)
- 21.4w Kazell Fugh(Loyola-LA)21.7
- 21.5w Everett Forrest(Santa Maria)21.1

440 YARD DASH

- 47.0 Don Thompson(Gahr-Cerritos)2
- 47.2 Bill Mullins(Hamilton-LA)
- 47.5 Derald Harris(Pittsburg)1
- 47.7 Henry Williams(Carson-LA)3
- 47.8 Keith Taylor(Piedmont Hls-S.Jose)
- 47.9 Dupree Branch(Barstow)
- 48.1 Tim Chambers(Santa Monica)*
- 48.2 Russell(Crespi-Encino)
- 48.2 Andrew Fields(Grant-Sacto')4
- 48.3 Don Coulter(Harbor-Santa Cruz)

TOM BOBERTZ the state's fastest high hurdler winning West Coast Relays.

photo by Steve Ward

- 48.5 Ron Vinson(S.Gorgonio-S.Ber)
- 48.6 Pat Holcomb(Hills-San Jose)
- 48.7 Bryan Benson(Belmont-LA)5
- 48.7 Tryson(Kennedy-LA)
- 48.8 Scott Stine(Poway-S.Diego)
- 48.8 Thomas(Dominquez(Compton)
- 48.8 Asa Hilliard(S.San Francisco)
- 48.8 Smith(Fremont-LA)
- 48.9 Ron Harris(Rio Mesa)6
- 48.9 Tony Clark(Jefferson-LA)
- 48.9 Buckhalter(W Monroe-LA)
- 48.9 Carlos(Saddleback-Santa Ana)

880 YARD RUN

- 1:52.5 Brien Fussell(N.Dame-S.Oaks)
- 1:52.9 Tom Light(Pacific Grove)
- 1:53.4 Wyatt Eishop(Carlmont-Blmt)1
- 1:53.6 Greg Francis(Yucaipa)**
- 1:53.9 Dave Edds(Banning-LA)
- 1:53.9 Robin Flatero(Desert)
- 1:54.0 Casey Cox(Upland)6
- 1:54.0 Jeff Maxwell(Westmoor)
- 1:54.2 Bruce Sterling(Oakland)
- 1:54.3 Dave Emery(Arroyo-S.Leandro)3
- 1:54.3 Chris Fowell(Pt.Loma-S.Diego)5
- 1:54.4 Leonard Ledet(Washington-LA)2
- 1:54.4 Tim Brownlow(Ferrndale)4
- 1:54.4 Rick Krueger(BonitaVsta-S.Diego)
- 1:54.5 Darrell Ketner(Fresno)
- 1:54.7 Rusty Fishione(Clovis)
- 1:54.7 Mark Flynn(S.Gorgonio-S.Bdo')
- 1:54.7 Barry(St. Bernard)
- 1:54.8 Ron Arnerich(Alameda)
- 1:55.4 Clay Sigmen(Chatsworth-LA)
- 1:55.4 Art Grasso(Aviation-Rdno.Bch)
- 1:55.4 John Starinieri(Canyon-Saugus)

ONE MILE RUN

- 4:06.6 Thom Hunt(P.Henry-S.Diego)
- 4:08.5 Don Moses(Valley-LaCresenta)3
- 4:09.5 Eric Hulst(Laguna Beach)
- 4:10.9 Jim Arriola(Gahr-Cerritos)1
- 4:11.2 Mark Spillsbury(Ft.Hill-Tustin)
- 4:11.9 Dave Daniels(S.Gorgonio-S.bdo)6
- 4:12.0 Clay Sigmen(Chatsworth-LA)
- 4:12.1 Sal Peralta(SantaFe-SF Spr)**
- 4:13.6 Kevin Burkin(Burbank)
- 4:13.9 Joel Hope(Alta Loma)

- 4:14.1 Chris Powell(Pt.Loma-S.Diego)
- 4:14.3 David Pascal(University-LA)
- 4:14.6 Paul Nevau(Grossmont-S.Diego)2
- 4:15.0 Joe Baker(Cantwell-LA)
- 4:15.0 Tony Guerra(N. Torrance)
- 4:15.2 Ron Cornell(San Pedro)
- 4:15.7 Mike Wright(Vanden)4
- 4:15.9 Bob McMeans(DeAnza)5
- 4:16.1 Hal Schultz(Redwood)
- 4:16.1 George Aguirre(Santa Barbara)
- 4:16.2 Trumillo(Valley-LaCresenta)
- 4:16.9 Jim Farrell(LaSierra-Carmichal)
- 4:16.9 Cox(Wilson-Long Beach)

TWO MILE RUN

- 8:44.6 Eric Hulst(Laguna Beach)1
- 8:45.2 Thom Hunt(P.Henry-S.Diego)
- 8:52.6 Don Moses(Valley-LaCresenta)
- 8:53.5 Mark Spillsbury(Ft.Hill-Tustin)3
- 8:54.4 Sal Godinez(Salesian-LA)
- 8:54.8 Bill St. John(Mater Dei-S.Ana)6
- 8:55.0 Kevin McConnell(Edison-Hunt.Bch)2
- 9:00.2 Dave Tillery(West Covina)
- 9:00.2 George Aguirre(Santa Barbara)
- 9:02.3 Tim Holmes(Downey-Modesto)4
- 9:02.6 Kevin Burkin(Burbank)
- 9:03.2 Hal Schultz(Redwood-Lkspr)5
- 9:03.7 Joe Ebner(BshpAmt-LaPuente)
- 9:06.8 Aran Collier(Tamalpais)*
- 9:08.7 Mario Hidalgo(Eagle Rock)
- 9:09.4 Rod Berry(Redwood-Lkspr)**
- 9:09.7 Chris Hughes(MonteVsta-S.Diego)
- 9:13.3 Bob Paulin(Camden-San Jose)
- 9:13.8 Ron Cornell(San Pedro)
- 9:13.9 Greg Hitchcock(South Tahoe)
- 9:14.0 Chris Keller(Helix-San Diego)
- 9:14.8 Craig Corey(San Mateo)
- 9:15.2 John Wendler(Granada Hills)
- 9:15.8 Jim Farrell(LaSierra-Carmichal)

120 YARD HIGH HURDLES

- 13.8 Tom Bobertz(Cerramate-Daley)C
- 13.9 George Smith(LaSierra-Carmichal)6
- 13.9 Ron Glenn(Locke-LA)3
- 14.0 Tony Ward(Iodi)4
- 14.0 Steve Tyler(Salboa-SF)
- 14.1 Al Sanford(Loyola-LA)2
- 14.1 Charles White(San Fernando)
- 14.1 Curtis Perry(Banning-LA)5
- 14.1 Anthony Washington(Fresno)
- 14.1 Bryon Hawkins(Burlingame)

- 37.5 Richard Hohmann(Taft-LA)
- 37.5 Hons(West Torrance)
- 37.6 Don Thompson(Gahr-Cerritos)
- 37.6 Craig Watanabe(University-LA)
- 37.6 Ron Glenn(Locke-LA)
- 37.7 Bryon Hawkins(Burlingame)
- 37.8 Bill Dorvall(Pacific)5
- 37.9 Clarence Hoppe(San Juan(L.Bch)
- 37.9 Chuck Gangnuss(San Juan)
- 37.9 Will Patterson(DeAnza)
- 37.9 Curry(Poly-Long Beach)



ERIC HULST: high school two mile king.

photo by Dave Stock

440 YARD RELAY

- 41.1 Hamilton-Los Angeles
- 41.2 Kennedy-Barstow 1
- 41.6 San Fernando 2
- 41.6 Lincoln-San Diego
- 41.7 Piedmont Hills-San Jose 3
- 41.7 Mt. Pleasant-San Jose 4
- 41.8 Carson-Los Angeles
- 41.9 Morse-San Diego
- 42.0 Locke-Los Angeles
- 42.0 Fremont-Los Angeles
- 42.0 Salboa-San Francisco
- 42.0 Blair-Pasadena
- 42.0 Yerba Buena

- 42.1 Jefferson-Los Angeles
- 42.1 Duarte 6
- 42.2 Loyola-Los Angeles
- 42.2 Pittsburg 5
- 42.3 Madera
- 42.3 Gahr-Cerritos
- 42.4 Dorsey-Los Angeles
- 42.4 Manuel Arts-Los Angeles
- 42.4 Centennial-Compton
- 42.5 Monrovia
- 42.5 Skyline-Cakland

photo by Dave Stock



NORRIS JONES anchors Kennedy's 440 relay to the State title.

ONE MILE RELAY

- 6-8 Kelly Johnson(Arroyo)
- 6-8 John Lawson(El Dorado)*
- 6-8 Gonzales(El Monte)
- 6-8 Larry Jones(Kennedy-Barstow)*
- 6-8 Larry Flynn(Granada Hills)
- 6-8 Dan Sivadge(Granite Hill)

POLE VAULT

- 16-4 1/4 Tom Hintnaus(Aviation-RdndoBch)1
- 15-9 3/4 Anthony Curran(Crespi-Encino)**
- 15-8 Jim Sidler(Villa Park)*
- 15-7 Jon Switzler(Burroughs-Burbank)
- 15-6 Mike Sula(Lemoore)*
- 15-6 Tim Boersma(St.JohnBosco-Bflr)
- 15-4 Billy Pierce(Sanger)*5
- 15-3 John Young(Millikan-Long Beach)
- 15-2 Nelson(Azusa)
- 15-1 Todd Lovejoy(DelMar-San Jose)2
- 15-1 Tom Philbert(Acalanes)3
- 15-0 Brad Smith(Hanford)
- 15-0 Clif Juell(Upland-Hunt.Bch)
- 15-0 Jim Bogart(Edison)
- 14-10 3/4 Kevin Cuervo(Western-Anaheim)
- 14-10 Blake Fernside(DelMar-San Jose)3
- 14-9 3/4 Tim McDonald(St. Helina)
- 14-9 Mike Thornton(Hoover-Fresno)
- 14-9 Tom Nigh(Fremont-Sunnyvale)
- 14-9 Kevin Anthony(Tustin)
- 14-8 1/2 Dave Boone(McClatching-Sacto)
- 14-8 1/4 Bruce Cochen(Elk Grove)6
- 14-7 1/2 Vince Bradley(Carlmont-Belmont)

LONG JUMP

- 25-4 Larry Doubley(Manuel Arts-LA)1
- 24-11 1/4 Paul Wilson(Fontana)2
- 24-6 Kurt Durha(Oakland)4
- 24-1 Jerry Williams(Muir-Pasadena)*
- 24-0 3/4 Glen Yates(Duarte)3
- 23-11 1/2 Kevin Wilson(Morningside-Ingwd)5
- 23-7 1/2 Ray Williams(San Fernando)
- 23-6 3/4 Ken Vasquez(Mills-Milbrae)6
- 23-6 3/4 Everette Forrest(Santa Maria)
- 23-5 1/2 Brien Brooks(Milpitas)
- 23-5 1/4 Phil Hubbard(Banning-LA)
- 23-4 1/2 Kevin Williams(San Fernando)
- 23-3 3/4 Chip Benson(LA Lutheran)*
- 23-3 1/4 Rich Woodson(Hoover-San Diego)
- 23-3 1/4 Kevin Dorrell(Helix-San Diego)
- 23-3 Hicks(Highland-Sacramento)
- 23-2 3/4 Vic Lancaster(Cardena)
- 23-2 Stan Webster(Garey-Pomona)
- 23-2 Ridell Ellis(Blair-Pasadena)
- 23-2 Dale Wilson(Channel Island)
- 23-1 3/4 Butler(Eisherhower-Rialto)
- 23-0 1/4 Willie Alexander(Roosvlt-Fresno)*

SHOT PUT

- 68-0 Steve Montgomery(Lassen-Suvl)1
- 67-9 John McKenzie(Hart-Hewhall)2
- 65-9 Jeff Stover(Corning)
- 63-9 1/2 Conrad Jepsen(Washington-Frmt)3
- 62-8 1/2 Hank Zibell(Pomona)
- 62-6 3/4 James Hunter(Santa Barbara)
- 62-2 1/2 Ron Comer(Sunnyvale)
- 61-3 1/2 Paul Palkovic(Crespi-Encino)
- 61-1 Craig Silverman(LaMirada)
- 60-10 3/4 Paul Johnson(Brea)5
- 60-9 Matt McNaughton(Hoover-Fresno)4
- 60-8 Mark Malone(Valley-El Cajon)
- 60-2 3/4 Kevin Messinger(Highland-Sac)
- 60-1 Rich Johnson(Mayfair-Lakewood)
- 59-6 Burch(West-Torrance)
- 59-5 1/2 Joe Staub(Cantrell-LA)
- 58-10 Mike Smith(San Mateo)6
- 58-7 Watson(Valley-Santa Ana)
- 58-6 Miller(Poly-Long Beach)
- 58-6 DeSandler(Eisenhower-Rialto)
- 58-5 3/4 Milt Wiggins(St.Aug.-S.Diego)
- 58-4 1/2 Jon Fordham(University-LA)
- 58-0 Pollock(Glendale)

DISCUS

- 200-4 Scott Endler(Hoover-Fresno)1
- 192-6 Mark Malone(Valley-El Cajon)
- 188-5 Steve Montgomery(Lassen-Suvl)2
- 187-6 Rich Johnson(Mayfair-Lakewood)3
- 184-2 Kevin Corbett(El Dorado)
- 182-9 Chris Letlow(Helix-San Diego)4
- 181-6 Ron Comer(Sunnyvale)
- 180-11 Vic Jackson(San Marcos-S.Bar)6
- 179-8 Matt McNaughton(Hoover-Fresno)
- 177-3 Bill Heins(Canyon-Saugus)
- 177-1 David Porath(Atwater)
- 176-5 Joe Gary(Washington-LA)*
- 176-4 Anthony Hill(Berkeley)
- 175-8 John Sheppard(Katella)
- 175-7 Mike Bowles(San Ramon-Danvl)
- 175-1 Mark Duggan(MonteVista-S.Jose)
- 173-5 Tim Blockinger(Cupertino-SJse)
- 173-3 Tom Rhoads(Antioch)5
- 172-11 Ray Gonzales(Silver Ck-S.Jose)
- 171-9 Greg Tafralis(Cupuchino)
- 171 David Thompson(Santa Ynez)
- 170 Dave Albritton(Piner)
- 170 McSeveney(Gahr-Cerritos)

photo by Dave Stock



GLENN CANNON Mt. Pleasant (San Jose)



NORRIS JONES anchors Kennedy's 440 relay to the State title.

ONE MILE RELAY

- 3:16.0 Hamilton-Los Angeles
- 3:16.0 Banning-Los Angeles 2
- 3:17.1 San Fernando 4
- 3:17.5 Pasadena 1
- 3:18.0 Gardena
- 3:18.1 Madera 3
- 3:18.6 San Bernardino
- 3:18.6 Piedmont Hill-San Jose 6
- 3:19.1 San Geronio-San Bernardino
- 3:19.3 Pomona
- 3:19.4 Jefferson-Los Angeles
- 3:19.4 Santa Monica
- 3:19.5 Silver Creek-San Jose
- 3:19.5 Loyola-Los Angeles
- 3:19.5 Notre Dame-Sherman Oaks
- 3:19.6 Grant-Sacramento 5
- 3:20.1 Gahr-Cerritos
- 3:20.2 Ganesha-Pomona
- 3:20.4 Carey-Pomona
- 3:20.5 East-Bakersfield
- 3:20.8 Newport Harbor-Newport Bch

HIGH JUMP

- 7-0 John Lane(American-Fremont)1
- 6-10 Dennis Smith(Santa Monica)*5
- 6-10 Kelly Gordica(Glencourt)
- 6-10 Keven Browlee(Yreka)
- 6-10 Todd Ward(Bakersfield)2
- 6-10 Jerry Sanders(Muir-Pasadena)3
- 6-10 Mitch McCall(Centennial-Cptn)3
- 6-10 Thurlis Gibbs(A.Hills-S.Jose)6
- 6-10 Gary Lawrence(Thousand Oaks)*
- 6-10 Jeff Good(Rio Hondo-Oxnard)*
- 6-10 Steve Garnett(Muir-Pasadena)
- 6-10 Greg LaCoste(P.Henry-San Diego)
- 6-10 Solomon(Duarte)
- 6-9 Greg Caldwell(Fremont-LA)
- 6-9 Kevin Hall(Notre Dame-ShermOaks)
- 6-9 Rob Olson(El Camiro-Real-LA)*
- 6-8½ Terry Graham(Vacaville)
- 6-8 Bret Bell(Sanger)*
- 6-8 Bill Rice(Oakland)
- 6-8 Corey Miller(Madera)
- 6-8 Mark Slayton(Merced)

- 24-6 Kurt Durham(Oakland)4
- 24-1 Jerry Williams(Muir-Pasadena)*
- 24-0 3/4 Glen Yates(Duarte)3
- 23-11½ Kevin Wilson(Morningside-Ingwd)5
- 23-7½ Ray Williams(San Fernando)
- 23-6 3/4 Ken Vasquez(Mills-Milbrae)6
- 23-6 3/4 Everette Forrest(Santa Maria)
- 23-5½ Brien Brooks(Milpitas)
- 23-5½ Phil Hubbard(Banning-LA)
- 23-4½ Kevin Williams(San Fernando)
- 23-3 3/4 Chip Benson(LA Lutheran)*
- 23-3½ Rich Woodson(Hcover-San Diego)
- 23-3½ Kevin Dorrell(Helix-San Diego)
- 23-3 Hicks(Highland-Sacramento)
- 23-2 3/4 Vic Lancaster(Gardena)
- 23-2 Stan Webster(Garey-Pomona)
- 23-2 Ridell Ellis(Blair-Pasadena)
- 23-2 Dale Wilson(Channel Island)
- 23-1 3/4 Butler(Eisherhower-Rialto)
- 23-0½ Willie Alexander(Roosvlt-Fresno)*

wind aided marks:

- 24-5w Phil Hubbard(Banning-LA)
- 24-2½w Kevin Wilson(Morningside-Ingwd)
- 23-11½ Floyd Eddings(Ganesha-Pomona)
- 23-10w Butler(Eisherhower-Rialto)
- 23-7½w Willie Alexander(Roosvlt-Fresno)*
- 23-2½w Ron Thomas(Ft.hill-Bakersfield)

TRIPLE JUMP

- 50-5 Greg Caldwell(Fremont-LA)1
- 50-0 3/4 Mark Slaton(Merced)2
- 49-11½ Tom Lomax(Workman-Industry)4
- 49-1 Darrell Williams(Oceanside)**
- 49-0½ Steve Smith(Ft.hill-Bakersfield)
- 48-8½ Chip Eenson(LA Lutheran)*5
- 48-6 Mike DeCaro(Burcank)
- 48-5½ Cephus Johnson(Mt.Eden-Hayward)
- 48-3½ Ricky Nichols(East-Bakersfield)
- 48-3 Kurt Durham(Oakland)
- 48-1½ Ramon Grubb(Blair-Pasadena)*
- 48-1 Pete Koreno(Licks-San Jose)
- 48-0½ Daryle Morgan(El Cerrito)
- 47-11 Eddie Crawford(Fedwood-Visalia)
- 47-11 John Rayford(Avenal)*
- 47-10 3/4 Darrell Mellion(St.Mary-Berk)
- 47-10½ Loren Labbertz(Serramonte-DaleyC)
- 47-9½ Tony Veccheit(Los Altos)
- 47-8 Ken Mangerum(Pountain Valley)
- 47-7½ Brock(Redlands)
- 47-6 Ricky Bradley(Balboa-SF)
- 47-5 Ray Eddings(Roosevelt-Fresno)*
- 47-4½ Steve Gilliam(Marbonne-LA)
- 47-1½ Curt Torrance(Western-Tulare)

wind aided marks:

- 51-9 3/4w Greg Caldwell(Fremont-LA)
- 50-7½w Mark Slaton(Merced)
- 50-1½w Pete Koreno(Licks-San Jose)
- 49-0w Cephus Johnson(Mt.Eden-Hayward)
- 48-10w Ricky Nichols(East Bakersfield)
- 48-9 3/4w Chip Benson(LA Lutheran)*
- 48-7½w Darrell Mellion(St.Mary-Berk)
- 47-11w Ray Eddings(Roosevelt-Fresno)*
- 47-10w Curt Torrance(Western-Tulare)



Bill Leung, Jr. photo

U.S. High School Track 1976

\$150

- * HS athletes of the year
 - * Review of the 1975 season
 - * National, age and class records
 - * 1975 outdoor list
 - * All-time outdoor list
 - * Indoor records
 - * 1975 indoor list
 - * All-time indoor list
 - * Features and photos
 - * Golden West results
 - * HS All-Americans
- 48pp. Illustrated. Paperbound.

plus 25 cents postage
and handling
California residents
add 6% sales tax

ORDER NOW FROM

CALIFORNIA TRACK NEWS
1717 South Chestnut Avenue
Fresno, California 93702

100 METER DASH

100 yard time plus 0.9

10.1	Paul Jackson (Alameda)
10.2	Millard Hampton (San Jose)
10.3	Doug Farrell (Santa Ana)
10.3	Phil Williams (Delta)
10.3	Jerry Jordan (Alameda)
10.5	Lawrence Herridon (Compton)
10.5	Richard Evans (Contra Costa)
10.5	Rob Bernstein (Fullerton)
10.5	Harold Carter (Citrus)
10.5	Hime Bunting (Porterville)
10.5'	Kevin Cole (Harbor)
10.5'	Gary Jenkins (Long Beach)
10.5'	John Madry (Bakersfield)
10.5'	Ridgeway Robinson (L. Beach)
10.5'	Eric Brown (Contra Costa)
10.5'	Ron June (Riverside)
10.5'	Calvin Corzer (Chabot)
10.6	Horace Berry (San Jose)
10.6	James Doubilas (San Jose)
10.6	Doug Hill (Foothill)
10.6	Ed Oravillo (Foothill)
10.6'	Pat Cranor (Citrus)
10.6'	Mike Tanner (Glendale)
10.6'	Alvin Diles (Skyline)

wind aided marks:

10.2w	Jerry Jordan (Alameda)
10.2w	Don Tavie (Compton)
10.3w	Paul Desmet (Orange Coast)
10.4w	Steve Lebovitz (Mt. SAC)
10.4w	Phil Bransom (Porterville)

JUNIOR COLLEGE

compiled by: FRED BAER, KEN DOSE, and DON MULLIGAN

400 METER DASH

100 yard time less 0.3

46.5	Millard Hampton (San Jose)
47.1	Vernoy Mayweather (Alameda)
47.4	Taylor (LA Southwest)
47.4	Rick Monseth (Cosumnes)
47.6	Ron Brown (Diablo Valley)
47.6	Steve Riggins (Grossmont)
47.6	Mike Tyrell (West Valley)
47.6	Steve Conway (Oxnard)
47.6	Eric Taylor (Moorpark)
48.0	Willie Davis (Mt SAC)
48.1	James Jackson (Fresno)
48.1'	Jose Martinez (Santa Rosa)
48.2'	Bob Poulke (San Mateo)
48.2	Gerald Peete (Long Beach)
48.2	Carl Dupleasis (Citrus)
48.3	John Greasham (Bakersfield)
48.3	Barry Hyde (Fullerton)
48.3'	McZeal (LA Southwest)
48.4	Joe Dedora (Santa Rosa)
48.6	Manuel Deason (Santa Ana)

1:53.6	Domenic Marcheschi (Chabot)
1:53.6	Mike Martin (Hancock)
1:53.7	Archie Hughes (Contra Costa)
1:53.7'	Chuck Hattersley (Grossmont)
1:53.7'	Lynn Ryan (San Jose)
1:53.9	Dave Harris (Sierra)
1:54.0	John Albrecht (Fullerton)

1500 METER RUN


3:45.9	Tom Colley (San Bernardino)
3:47.1	Bob Deis (American River)
3:47.7	Armando Cendejas (Fullerton)
3:48.3	Chuck Hattersley (Grossmont)
3:48.5	Kirk Pfeffer (Grossmont)
3:49.1	Tom Smith (Grossmont)
3:50.5	Jose Saavedra (Fullerton)
3:51.1	Loren Ringo (American River)
3:51.4	Lynn Ryan (San Jose)
3:52.5	Mike Munoz (Imperial Valley)
3:53.1	Steve Lacey (Marin)
3:53.7	Armando Cendejas (Fullerton)
3:54.1	Ron Genschmer (Hancock)
3:54.4	Tom Tatum (West Valley)
3:54.7	Craig Kennedy (De Anza)
3:55.2	Scott Blackburn (Moorpark)
3:55.2	Todd Baker (West Valley)
3:55.4	Tom Cusick (Canyons)
3:55.5	Tom Keller (Sierra)
3:55.5	David Haake (Santa Barbara)
3:55.9	Bruce McLearn (Santa Ana)
3:55.9	Phil Wingard (Fullerton)
3:56.6	Richard Nance (LA Valley)
3:57.3	Jeff Adams (Antelope Valley)

ONE MILE RUN

4:06.6	Armando Cendejas (Fullerton)
4:07.1	Kirk Pfeffer (Grossmont)
4:10.4	Brian Donohue (Pierce)
4:10.7	Henry Perez (Delta)
4:10.9	Vicken Simonian (Los Angeles)
4:11.0	Jose Saavedra (Fullerton)
4:11.1	Bob Deis (American River)
4:11.3	Chuck Hattersley (Grossmont)
4:12.0	Tom Colley (San Bernardino)
4:12.9	Mike Munoz (Imperial Valley)
4:13.8	Rich Langford (American River)
4:14.1	Craig Kennedy (De Anza)
4:14.3	Richard Nance (LA Valley)
4:14.4	Juan Garcia (Sequoias)


5000 METER RUN

14:10.4	Vicken Simonian (Los Angeles)
14:14.0	Kirk Pfeffer (Grossmont)
14:21.4	Juan Garcia (Sequoias)
14:27.4	Ron Fritzsche (West Valley)
14:29.0	Gerardo Canchola (LA Valley)
14:30.0	Randy Prine (SD Mesa)
14:32.2	Mitch King (San Mateo)
14:33.4	David Haake (Santa Barbara)
14:41.6	Gary Hernandez (SD Mesa)
14:42.6	Jim White (Santa Rosa)
14:48.6	Tom Zonger (Moorpark)
14:50.0	Armando Cendejas (Fullerton)
14:51.2	Frank Aguirre (Grossmont)



BRUCE SMITH Ventura JC. Leading junior college long jumper.

photo by Steve Ward





MIKE MARLOW of Cosumnes River after setting the junior college triple jump record at the West Coast Relays.

Thallander/Stock photo

200 METER DASH

* = 220 yard time less 0.1

- 20.1 Millard Hampton (San Jose)
- 20.7 Jerry Jordan (Alameda)
- 20.9 Lew McGlothlin (East LA)
- 21.0 Paul Jackson (Alameda)
- 21.0 Jim Perry (East LA)
- 21.0 Phil Williams (Delta)
- 21.0 Don Tavie (Compton)
- 21.0 Doug Parrell (Santa Ana)
- 21.0 Calvin Corker (Chabot)
- 21.0 Doug Hill (Foothill)
- 21.2 Hime Bunting (Porterville)
- 21.2 Paul Desmet (Orange Coast)
- 21.3 Jim Schaeffer (El Camino)
- 21.4 Jim Douglas (San Jose)
- 21.4 Phil Branson (Porterville)
- 21.5 Vance Stewart (Bakersfield)
- 21.5 Horace Berry (San Jose)
- 21.5' Don Cassey (Bakersfield)
- 21.5' Fat Cranor (Citrus)
- 21.5' Gary Jenkins (Long Beach)
- 21.5' Rich Stillwell (Glendale)
- 21.5' Larry Flewellen (Long Beach)

wind aided marks:

- 21.1w Terry Turner (El Camino)
- 21.3w Mark Carley (Sacramento)

- 48.7' Ed Ruffin (Bakersfield)
- 48.9 Gary Gomes (Santa Rosa)
- 48.9 Oscar Porter (Skyline)
- 49.0 Joe Garcia (Fresno)
- 49.1' Don Reeves (Mt SAC)

800 METER RUN

* = 880 yard time less 0.7

- 1:49.2 Brian Donahue (Pierce)
- 1:51.2 Dave Wells (Redwoods)
- 1:51.4 Randy Jones (Bakersfield)
- 1:51.5 Robert Erb (SD Mesa)
- 1:51.5 Julian Evola (SD Mesa)
- 1:51.7 Tom Jones (San Jose)
- 1:51.7 Lupe Vargas (Merced)
- 1:52.0 Gil Acedo (Cerritos)
- 1:52.1 Howard Keeley (Orange Coast)
- 1:52.5 Jeff Adams (Antelope Valley)
- 1:52.5 Kevin Eaton (Saddleback)
- 1:52.5 Rod Lewis (Laney)
- 1:52.8 Jim Powell (Cerritos)
- 1:53.3 Phil Wingard (Fullerton)
- 1:53.5 Parry Kleinsasser (Citrus)
- 1:53.5 Mike Henry (El Camino)
- 1:53.5 Don Woods (Harbor)

ONE MILE RUN

- 4:06.6 Armando Cedejas (Fullerton)
- 4:07.1 Kirk Pfeffer (Grossmont)
- 4:10.4 Brian Donohue (Pierce)
- 4:10.7 Henry Perez (Delta)
- 4:10.9 Vicken Simonian (Los Angeles)
- 4:11.0 Jose Saavedra (Fullerton)
- 4:11.1 Bob Deis (American River)
- 4:11.3 Chuck Hattersley (Grossmt)
- 4:12.0 Tom Colley (San Bernardino)
- 4:12.9 Mike Munoz (Imperial Valley)
- 4:13.8 Rich Langford (American River)
- 4:14.1 Craig Kennedy (De Anza)
- 4:14.3 Richard Nance (LA Valley)
- 4:14.4 Juan Garcia (Sequoias)
- 4:14.9 Tom Tattum (West Valley)
- 4:15.6 Gerardo Canchola (LA Valley)
- 4:16.0 John Pettecourt (San Jose)
- 4:16.1 John Albrecht (Fullerton)
- 4:16.2 Scott Fessenden (Fullerton)
- 4:16.4 Gil Acedo (Cerritos)
- 4:16.4 Ron Fritzsche (West Valley)
- 4:16.5 Ron Genschmer (Hancock)
- 4:17.7 Todd Baker (West Valley)
- 4:17.7 Lynn Ryan (San Jose)

TWO MILE RUN

- 8:52.1 Vicken Simonian (Los Angeles)
- 8:54.4 Rich Langford (American River)
- 8:54.6 Henry Perez (Delta)
- 8:54.8 Ron Fritzsche (West Valley)
- 8:57.0 Gerardo Canchola (LA Valley)
- 8:59.0 Bob Deis (American River)
- 9:02.8 Craig Kennedy (De Anza)
- 9:07.0 Richard Nance (LA Valley)
- 9:07.0 David Haake (Santa Barbara)
- 9:10.2 Mitch Kingery (San Mateo)
- 9:12.0 Mike Emry (Diablo Valley)
- 9:14.0 Shawn James (San Jose)
- 9:15.6 Steve Palladino (San Mateo)
- 9:17.0 Juan Garcia (Sequoias)
- 9:19.4 Ron Genschmer (Hancock)

THREE MILE RUN

- 13:51.0 Vicken Simonian (Los Angel)
- 13:51.8 Kirk Pfeffer (Grossmont)
- 13:53.2 Armando Cedejas (Fullerton)
- 13:57.6 Juan Garcia (Sequoias)
- 14:02.2 Tom Colley (San Bernardino)
- 14:04.6 Rich Langford (American Riv)
- 14:08.0 Dave Haake (Santa Barbara)
- 14:09.0 Ron Fritzsche (West Valley)
- 14:10.0 Shawn James (San Jose)
- 14:10.8 Bob Deis (American River)
- 14:10.8 Gary Hernandez (SD Mesa)
- 14:12.6 Mike Munoz (Imperial Valley)
- 14:14.2 Gerardo Canchola (LA Valley)
- 14:17.4 Mike Emry (Diablo Valley)
- 14:17.8 Mitch Kingery (San Mateo)

5000 METER RUN

- 14:10.4 Vicken Simonian (Los Angeles)
- 14:14.0 Kirk Pfeffer (Grossmont)
- 14:21.4 Juan Garcia (Sequoias)
- 14:27.4 Ron Fritzsche (West Valley)
- 14:29.0 Gerardo Canchola (LA Valley)
- 14:30.0 Randy Prine (SD Mesa)
- 14:32.2 Mitch Kingery (San Mateo)
- 14:33.4 David Haake (Santa Barbara)
- 14:41.6 Gary Hernandez (SD Mesa)
- 14:42.6 Jim White (Santa Rosa)
- 14:48.6 Tom Zonger (Moorpark)
- 14:50.0 Armando Cedejas (Fullerton)
- 14:51.2 Frank Aguirre (Grossmont)
- 14:51.8 Greg Eger (DeAnza)
- 14:52.2 Jose Saavedra (Fullerton)
- 14:54.4 Eric Huff (Cuesta)
- 14:57.0 Mike Emery (Diablo Valley)
- 14:59.4 Greg Croad (Glendale)

6 MILE RUN

- 28:05.6 Kirk Pfeffer (Grossmont)
- 29:24.0 Dave Haake (Santa Barbara)
- 30:07.6 Randy Prine (SD Mesa)

10,000 METER RUN

- 29:03.0 Kirk Pfeffer (Grossmont)
- 30:27.2 David Haake (Santa Barbara)
- 31:05.0 Randy Prine (SD Mesa)
- 31:08.8 Vicken Simonian (Los Angeles)
- 31:39.6 Frank Aguirre (Grossmont)
- 31:44.2 Terry Tucker (Delta)

110 METER HIGH HURDLES

- 13.9 Andre Hall (Mt. SAC)
- 14.0 Phil Branson (Porterville)
- 14.0 Mike Crittenden (Contra Costa)
- 14.0 Tom Turner (Fullerton)
- 14.2 John Rudd (Pasadena)
- 14.2 Scott Monroy (San Jose)
- 14.2 Mike Mince (Bakersfield)
- 14.2 Mark Carley (Sacramento)
- 14.3 Jeff Kennedy (Palomar)
- 14.3 Scott Young (Southwestern)
- 14.3 Harold Turner (Diablo Valley)
- 14.5 Mike Grein (Palomar)
- 14.5 Anthony Green (Mt. SAC)
- 14.5 Ned Armour (SD Mesa)
- 14.5 Steve Irving (Sequoias)
- 14.5 Hampton (Desert)
- 14.5 Duane Broom (Bakersfield)
- 14.7 Greg Veatch (Chabot)

TOP MARKS 1976

Please send all additions and corrections to California Track News.

- 14.8 Steve Nelson (San Jose)
 14.8 Ostenger (Palomar)
 14.8 Raphael Smith (Skyline)
 wind aided marks:
 13.5w Phil Bransom (Porterville)
 13.9w Nike Crittenden (Contra Costa)
 14.3w Wayne Platner (American River)
 14.4w Raphael Smith (Skyline)
 14.5w Ned Armour (SD Mesa)

- 16-1 Mark Lizotte (Foothill)
 16-1 Steve Oravetz (West Valley)
 15-7 Doug Bockmiller (Cypress)
 15-7 Tori Lewis (Hancock)
 15-7 Steve Lawry (Santa Rosa)
 15-7 Doug Searle (West Valley)
 15-6 Tom Dixon (Foothill)
 15-6 Ken Parker (Cypress)
 15-6 Stan Reyes (Fresno)
 15-6 Dick Parr (Cuesta)
 15-4 Bruce Kennedy (San Jose)
 15-1 $\frac{1}{2}$ Passamonte (LA Southwest)
 15-1 $\frac{1}{2}$ Bill Gervasi (San Jose)
 15-0 Rich Snook (Chabot)
 15-0 Kevin Stevenson (San Mateo)
 15-0 Bob Dillard (San Mateo)
 15-0 Kevin May (El Camino)
 15-0 Carey Moore (American Riv)
 15-0 Steve Mitchell (Laney)
 15-0 Tom Turner (Fullerton)
 15-0 Vance Gallagher (Chabot)
 15-0 D. Krause (Glendale)

400 METER INTERMEDIATES

* = 440 yard time less 0.3

- 50.2 John Rudd (Pasadena)
 51.8 Rhan Sheffield (East LA)
 52.3 Walt Pratt (Bakersfield)
 52.3 Tony Esteban (Glendale)
 52.5 Bill Turner (Harbor)
 52.6* Mike Mince (Bakersfield)
 52.6* Craig Summers (Mt. SAC)
 53.0 Steve Irving (Sequoias)
 53.0 Bruce Ashman (Mt. SAC)
 53.0* Steve Nelson (San Jose)
 53.1* Craig Evans (Grossmont)
 53.2* John Eingham (Fullerton)
 53.2 Jeff Kennedy (Palomar)
 53.2 Jamie Starmer (Butte)
 53.5 Larry Norwood (Long Beach)
 53.6 Steve Wright (Porterville)
 53.7* Mike Miller (Ventura)
 53.8 Tom Harris (Canyons)
 54.0 Paul Brown (Alameda)
 54.1 Cliff Morris (Cuesta)
 54.3 Dani Eitelbert (Hancock)
 54.5 Tom Shellworth (Foothill)
 54.5 Koopsen (Mira Costa)
 54.5* Davis (Compton)

LONG JUMP

- 25-9 $\frac{1}{2}$ Bruce Smith (Ventura)
 25-1 $\frac{1}{2}$ Mike McRae (Chabot)
 25-0 $\frac{3}{4}$ Bob Jones (East LA)
 25-0 Harold Carter (Citrus)
 24-10 Mike Marlow (Cosumnes Riv)
 24-6 Larry Johnson (Fresno)
 24-4 $\frac{1}{2}$ Ned Armour (SD Mesa)
 24-0 $\frac{1}{2}$ Chuck Polite (Sacramento)
 24-0 $\frac{1}{2}$ Chris DeFrace (Bakersfield)
 23-11 Ed Taylor (Modesto)
 23-9 $\frac{1}{2}$ John Dunn (Solano)
 23-8 $\frac{3}{4}$ John Haynes (Contra Costa)
 23-8 $\frac{1}{2}$ D. Pulliam (Alameda)
 23-8 $\frac{1}{2}$ Ralph Dangerfield (Laney)
 23-8 Adrian Richardson (Am. Riv)
 23-8 Rob Tribble (Desert)
 23-6 $\frac{1}{2}$ Kevin Cole (Harbor)
 23-6 $\frac{1}{2}$ Greg Canfield (Chabot)
 23-4 $\frac{1}{2}$ R. Reeb (Mt. SAC)
 23-4 Mike Wasson (Delta)
 23-3 $\frac{1}{2}$ Mike Bertoli (De Anza)
 23-3 $\frac{1}{2}$ Andrew Banks (Los Angeles)
 23-2 Mosley (Mira Costa)
 23-1 $\frac{1}{2}$ Gary Gomes (Santa Rosa)
 23-1 Steve Zac (Mt. SAC)

wind aided marks:

- 25-1 $\frac{1}{2}$ w Ned Armour (SD Mesa)
 24-7w Bill Tolbert (Grossmont)
 24-6w Keith Taylor (Harbor)
 24-4 $\frac{1}{2}$ w Greg Canfield (Chabot)

TRIPLE JUMP

- 52-9 Mike Marlow (Cosumnes Riv)
 51-4 $\frac{1}{2}$ Chris DeFrace (Bakersfield)
 51-3 Keith Taylor (Harbor)
 50-9 Ed Berry (El Camino)
 50-3 $\frac{1}{2}$ Anthony Berry (El Camino)
 50-5 Emile Shaffer (Alameda)
 50-2 Mike McRae (Chabot)
 49-11 $\frac{1}{2}$ Lwayne Joseph (Harbor)
 49-9 $\frac{3}{4}$ Larry Jackson (Chabot)
 49-6 $\frac{1}{2}$ Mike Wasson (Delta)
 49-5 $\frac{3}{4}$ Gerald Holcomb (Long Beach)
 49-6 $\frac{1}{2}$ Steve Scott (Foothill)
 49-6 Jeff Clingan (Cerritos)
 48-11 $\frac{1}{2}$ Star Fincher (San Jose)
 48-8 $\frac{3}{4}$ Glen Daugherty (Sequoias)
 48-6 $\frac{1}{2}$ Matt Rice (Alameda)
 48-6 Hura Hill (Citrus)
 48-6 $\frac{1}{2}$ Jr. Rojas (San Jose)
 48-4 $\frac{3}{4}$ Ned Armour (SD Mesa)
 48-3 $\frac{3}{4}$ Mike Haynes (San Fran.)
 48-3 Tom Hassey (Solano)
 48-1 $\frac{1}{2}$ Steve Smith (Harbor)
 48-0 $\frac{1}{2}$ Lonnie Watson (Modesto)

wind aided marks:

- 51-11 $\frac{3}{4}$ w Mike McRae (Chabot)
 51-4 $\frac{1}{2}$ w Keith Taylor (Harbor)
 50-3w John Haynes (Contra Costa)
 50-1w Gerald Holcomb (Long Beach)

SHOT PUT

- 57-0 $\frac{3}{4}$ Paul Santiago (Amer. Riv)
 56-10 $\frac{1}{2}$ Dave Lout (Moorpark)
 56-5 $\frac{1}{2}$ Bob Barrows (Grossmont)
 56-4 Curt Hampton (Grossmont)
 55-5 $\frac{1}{2}$ Marcus Gordien (Mt. SAC)
 54-11 Steve Brown (Fullerton)
 54-8 Lou Iacopetti (Glendale)
 54-6 Coleman Kells (Fullerton)
 54-3 $\frac{1}{2}$ Jeff Klein (Fullerton)
 53-5 $\frac{3}{4}$ Scott Greco (San Jose)
 53-4 $\frac{1}{2}$ Rick Paxton (SD Mesa)
 53-3 $\frac{3}{4}$ Sam Alexander (Sequoias)
 52-10 $\frac{1}{2}$ Dave Fuller (Long Beach)
 52-5 $\frac{1}{2}$ Tony Williams (Fresno)
 52-5 Ron Engle (Canyons)
 51-8 Steve Smith (Harbor)
 51-7 Lee Foster (De Anza)
 51-7 Larry Leach (Riverside)
 51-6 Dave Herbert (Sacramento)
 51-6 Rick McDonald (Shasta)
 51-4 $\frac{1}{2}$ Smith (Antelope Valley)

DISCUS

- 104-10 Steve Brown (Fullerton)
 104-8 Marcus Gordien (Mt. SAC)
 103-9 Mark Baughman (Fullerton)
 181-6 Paul Santiago (American Riv)
 181-5 Sam Alexander (Sequoias)
 175-7 Ron Engle (Canyons)
 172-0 Coleman Kells (Fullerton)
 169-10 Dave Fuller (Long Beach)
 167-0 Judd Binley (Orange Coast)
 166-6 Glen Moore (San Jose)
 165-7 Steve Smith (Harbor)
 163-8 Steve Hall (Fresno)
 162-6 Greg Warwick (Shasta)
 162-4 Dan John (Skyline)
 159-7 Mike Ritzman (Foothill)
 159-5 Jim Fyfe (Cosumnes River)
 158-11 Gary Bersano (West Valley)
 157-0 Phil Chambles (Mira Costa)
 156-11 Rickey Dozier (San Fran.)
 156-5 Bob Smith (El Camino)
 155-11 Cliff Mason (Pasadena)
 155-8 Doug Maier (American Riv)
 155-8 Don Milburn (Fresno)
 154-2 Al Just (Sacramento)
 153-10 Bob McGuire (Saddleback)

JAVELIN

- 250-8 Luc La Perriere (Palomar)
 239-7 Tom Walker (Chabot)
 228-4 Fred Vance (Moorpark)
 218-0 Martha Sarkesian (Citrus)
 216-11 Shawn Ward (Long Beach)
 216-7 Joe Paur (Porterville)
 216-1 Roger Kibbee (Desert)
 214-8 Roger Cain (East LA)
 213-10 Dennis Toussaint (Desert)
 213-9 Randy Hodges (Glendale)
 213-6 Greg Karl (West IA)
 213-2 Marcel Keeling (El Camino)
 208-5 Jay Gall (De Anza)
 208-3 Justin Thornberg (Hartness)
 207-2 Mark Andrews (West LA)
 206-0 Steve McMullen (Los Medanos)
 205-6 Duane Conrad (Saddleback)
 202-10 Wes Hickenbotham (Delta)
 201-4 Steve Funderburk (Riverside)
 200-7 Max Booth (Mt. SAC)
 200-0 Tori Lewis (Hancock)
 197-3 Chris Cook (Fullerton)
 197-2 Steve Nolan (San Jose)
 196-7 Kevin McCarthy (Orange Coast)

3000 METER STAMPELCHASE

- 8:51.6 Henry Perez (Delta)
 9:05.4 Dennis Wilson (Grossmont)
 9:06.2 Bill Weed (American River)
 9:08.6 Rich Langford (American Riv)
 9:15.8 Shawn James (San Jose)
 9:21.3 Shannon Lala (Palomar)
 9:21.5 Mike Garret (Cosumnes Riv)
 9:22.2 Bob Kapstean (San Bernardino)
 9:24.8 Keith Withauer (Santa Ana)
 9:25.8 Andy Cavillas (Canyons)
 9:30.5 Wally Buckingham (Grossmont)

440 YARD RELAY

- 39.8 San Jose City College
 40.0 Alameda

54.5 Davis (Compton)

3000 METER ST. PLECHASE

8:51.6 Henry Perez (Delta)
 9:05.4 Dennis Wilson (Grossmont)
 9:06.2 Bill Weed (American River)
 9:08.6 Rich Langford (American Riv)
 9:15.8 Shawn James (San Jose)
 9:21.3 Shannon Lal (Palomar)
 9:21.5 Mike Garret (Cosumnes Riv)
 9:22.2 Bob Kapstead (San Bernardino)
 9:24.8 Keith Whithauer (Santa Ana)
 9:25.8 Andy Casillas (Canyons)
 9:30.5 Wally Buckingham (Grossmont)
 9:31.4 Joe Cordova (Delta)
 9:33.2 Andy Casillas (Canyons)
 9:33.4 Kevin Gerace (Glendale)
 9:33.6 Roy Heglund (San Jose)
 9:33.8 John Erennerman (Canyons)
 9:35.8 Dave Hull (San Mateo)
 9:36.8 Mitch Kingery (San Mateo)
 9:39.4 Gary Smith (Mt. SAC)
 9:39.8 Tom Moriarty (Glendale)
 9:39.8 Steve Neidrauer (West Valley)
 9:41.8 Al Saver (Diablo Valley)
 9:42.2 Enoch Martinez (Canyons)
 9:44.4 Martin Qualle (Modesto)

HIGH JUMP

7-0 3/4 Mike Nowacki (Santa Barbara)
 7-0 3/4 Steve LaRusch (Glendale)
 7-0 1/2 Charles Boyd (West LA)
 7-0 Steve Miller (Mt. SAC)
 6-11 1/2 Leo Williams (Alameda)
 6-11 Sean Coleman (Pierce)
 6-10 3/4 Mark Maxham (Fullerton)
 6-10 1/2 Rich Allen (San Jose)
 6-10 1/2 Duane Broom (Bakersfield)
 6-10 Bill Eunting (Grossmont)
 6-10 Vic Churchill (Canyons)
 6-10 Randy Turner (San Francisco)
 6-10 Greg Cliver (Alameda)
 6-10 Dave Oliver (Long Beach)
 6-9 3/4 Sid Tevis (Sacramento)
 6-9 Greg Bullard (Shasta)
 6-9 Bob Boller (Glendale)
 6-9 King Wiley (San Francisco)
 6-8 3/4 Henderson (Bakersfield)
 6-8 3/4 Lloyd Williams (Long Beach)
 6-8 1/2 Gary George (Mt. SAC)
 6-8 1/2 Andy Pecota (De Anza)

POLE VAULT

16-10 3/4 Charles Brown (El Camino)
 16-7 3/4 Craig Wilson (Long Beach)
 16-6 3/4 Raimo Eskola (Fasadena)
 16-6 1/2 Greg Woepse (Orange Coast)
 16-3 Kimmo Jokivarto (Fasadena)

23-9 1/2 John Dunn (Solano)
 23-8 3/4 John Haynes (Contra Costa)
 23-8 1/2 D. Pulliam (Alameda)
 23-8 1/2 Ralph Dangerfield (Laney)
 23-8 Adrian Richardson (Am. Riv)
 23-8 Rob Tribble (Desert)
 23-6 1/2 Kevin Cole (Harbor)
 23-6 1/2 Greg Canfield (Chabot)
 23-4 1/2 R. Reeb (Mt. SAC)
 23-4 Mike Wasson (Delta)
 23-3 1/2 Mike Bertoli (De Anza)
 23-3 1/2 Andrew Banks (Los Angeles)
 23-2 Mosley (Mira Costa)
 23-1 1/2 Gary Gomes (Santa Rosa)
 23-1 Steve Zac (Mt. SAC)

wind aided marks:

25-1 1/2 w Ned Armour (SD Mesa)
 24-7 w Bill Tolbert (Grossmont)
 24-6 w Keith Taylor (Harbor)
 24-4 1/2 w Greg Canfield (Chbot)
 24-3 1/2 w Alvin Spencer (Compton)
 23-11 1/2 w Adrian Richardson (Am. Riv)

57-0 3/4 Paul Santiago (Amer. Riv)
 56-10 1/2 Dave Laut (Moorpark)
 56-5 1/2 Bob Barrows (Grossmont)
 56-4 Curt Hampton (Grossmont)
 55-5 1/2 Marcus Gordien (Mt. SAC)
 54-11 Steve Brown (Fullerton)
 54-8 Lou Iacopetti (Glendale)
 54-6 Coleman Kells (Fullerton)
 54-3 1/2 Jeff Klein (Fullerton)
 53-5 3/4 Scott Greco (San Jose)
 53-4 1/2 Rick Paxton (SD Mesa)
 53-3 3/4 Sam Alexander (Sequoias)
 52-10 1/2 Dave Fuller (Long Beach)
 52-5 1/2 Tony Williams (Fresno)
 52-5 Ron Engle (Canyons)
 51-8 Steve Smith (Harbor)
 51-7 Lea Foster (De Anza)
 51-7 Larry Leach (Riverside)
 51-6 Dave Herbert (Sacramento)
 51-6 Rick McDonald (Shasta)
 51-4 1/2 Smith (Antelope Valley)
 51-4 Gary Bersano (West Valley)
 51-3 Heggler (El Camino)
 51-1 3/4 Nick Popovich (Fasadena)
 51-1 Dave Herbert (Sacramento)

207-2 Mark Andrews (West LA)
 206-0 Steve McMullen (Los Medanos)
 205-6 Duane Conrad (Saddleback)
 202-10 Wes Hickenbotham (Delta)
 201-4 Steve Funderburk (Riverside)
 200-7 Max Booth (Mt. SAC)
 200-0 Tori Lewis (Hancock)
 197-3 Chris Cook (Fullerton)
 197-2 Steve Nolan (San Jose)
 196-7 Kevin McCarthy (Orange Coast)

440 YARD RELAY

39.8 San Jose City College
 40.0 Alameda
 41.2 East Los Angeles
 41.2 Bakersfield College
 41.3 Orange Coast
 41.3 Pasadena
 41.5 Hartnell
 41.5 Compton
 41.6 Contra Costa
 41.6 Citrus
 41.6 Harbor
 41.7 Porterville
 41.8 Long Beach
 41.8 Mt. San Antonio
 41.9 Cosumnes River
 41.9 Chabot
 41.9 Santa Rosa
 42.0 Fresno
 42.1 San Francisco
 42.1 Fullerton
 42.1 Glendale
 42.1 Santa Ana

MILE RELAY

3:13.3 San Jose
 3:13.8 Alameda
 3:13.8 Santa Rosa
 3:14.3 Pasadena
 3:14.5 East Los Angeles
 3:14.6 Bakersfield
 3:15.0 West Valley
 3:15.3 Long Beach
 3:16.1 Grossmont
 3:16.3 Pierce
 3:16.7 Harbor
 3:17.2 Chabot
 3:17.4 El Camino
 3:17.4 Glendale
 3:17.5 Santa Ana
 3:17.8 Skyline
 3:17.8 West Los Angeles
 3:18.0 Merritt
 3:18.2 Mt. San Antonio
 3:18.4 San Diego Mesa
 3:18.8 San Mateo
 3:18.9 Diablo Valley
 3:19.6 Citrus
 3:19.8 Contra Costa

photo by Steve Ward



FULLERTON JUNIOR COLLEGE's crack distance relay crew. Left to right: Scott Fessenden, Jose Saavedra, Jon Albrecht, Armando Cendejas, Phil Windgard. Between the five of them they set National Records in the 4 Mile & Distance Medley.

LTS..RESULTS..RES

February 23, Elysian Park: LAPD 6.1 Mile.

/John Brennan/

1	CARL SWIFT		29136
2	BOB MACIAS		29158
3	HOWARD KUMBLE	27	BHS 30113
4	PAT MILLER	25	CCAC 30117
5	WALT HITT		30135
6	KEN KENDALL	25	OXY 30141
7	HILL THOMPSON	39	STC 30144 1 SM
8	DON O'CAN		31106
9	SPIP SHAFER	38	CCAC 31112 2 SM
10	ROBERT RIDLEY	27	CCAC 31118
11	DAVID WACO	43	UNAT 31150 1 40
12	PEPSTON DRAKE	32	CCAC 32100
13	A. L. WHEELER	35	UNAT 32105 3 54
14	JOHN PAGLIANO	36	GWAA 32118
15	HILL ERUM	40	STC 32126 2 40
16	TOM MILLAN		32127
17	WILBUR WILLIAMS		32143 3 40
18	STEVE FRAYNE		32149
19	OWEN GORMAN	46	UNAT 33122 4 40
20	ED HOULDRING	29	BHS 33124
21	HOE EMMELING	40	MSCS 33135 5 40
22	J. D. MCPHIDE		33136 4 50
23	DELOO		33138
24	HAL WITTON	44	STC 33158 6 40
25	DENNIS STANSIAK	19	UNAT 34129
26	JIM KOPE	31	UNAT 34131
27	FRANK JANGWICZ	32	LAHO 34135
28	GLENN TURNER	44	STC 34137 7 40
29	ROBERT MICHALITO		34146
30	SAM NICHOLSON	47	STC 35105 8 40
31	AURELIO CANACHO	45	STC 35119
32	G. BORLAND		35144
33	DEXTER WALLS		35155
34	GARY STANSIAK	25	UNAT 35158
35	VICTORIA COOK	11	SUHR 36103 1 GRL
36	VERNE TJARPS		36107
37	HECZ VILLALVAZO	15	KPH 36113 2 GRL
38	LARRY GATTON	24	UNAT 36123
39	LOU CLAPWATERS	34	UNAT 36126
40	RICHARD DUPAND	47	STC 36131
41	LEAL REINHART		36132 1 WOM
42	ED VELARDE	13	GTC 36145
43	DIANNY DE POUTER		37109
44	BOB BINGHAM	27	GPAC 37110
45	L. JOSELYNE SANG	43	STC 37111
46	PAUL ALBRIGHT		37111
47	JOHN HEPEDIA	52	UNAT 37111
48	JOHN BOLDT		37115
49	KEN SMITH		37115
50	MICHAEL PREECE	39	BHS 37115
51	JOHN D. COOK	41	UNAT 37116
52	DICK BERRIS		37117
53	BOB FRENCH		37121
54	RONDA		37146
55	VENTURE		37147

March 13. Thousand Oaks. Kingsmen

March 13. 3 man total in field events

Na...	Biola	390-9
Lo...	ump: UC San Diego	64-7 3/4
Sho...	ut: Cal Lutheran	141-9
Pole Vault:	Cal Lutheran	37-0
High Jump:	Cal Lutheran	18-6
Javelin:	Cal Lutheran	597-5
Discus:	Cal Lutheran	383-6
Triple Jump:	Azusa	120-3/4
480 SH:	Charman	63-6

Skyline, 9.7w; 2-mile relay—Sequoias, 7:58.2; Pole vault—Stan Reyes, Fresno, 14-6; Long jump—John Dunn, Solano, 23-9 1/2w; 2nd, Joe Tiemol, DVC, 22-11w; 480 shuttle high hurdles—Chabot, 61.0, 2nd, Porterville, 61.7; 4-mile relay—Sequoias, 18:39.4; 800 relay—Skyline, 1:28.8, 2nd, Chabot, 1:28.8; High jump—King Wiley, San Francisco, 68, 2nd, Herb Ward, San Francisco, 68, 3rd, Sid Tevas, Sacramento, 6-8; Discus—Sam Alexander, Sequoias, 175.4 (meet record, old 165.0 by Jeff Gardner, Chabot, 1974); Mile relay—and Skyline, 3:17.8, 2nd, Chabot, 3:18.0; 3-mile—Dennis Martinez, Skyline, 15:07.4; Triple jump—Mike McRae, Chabot, 49-11 1/4, 2nd, Mike Wasson, Delta, 49-4 3/4, 3rd, Glen Dougherty, Sequoias, 48-8 3/4.

Junior College high jump—Bullard (Shasta) 6-7 1/2, meet record; 440 IH—Starmer (Butte) 55.3, equals meet record; TJ—Marlow (Consumnes River) 48

April 17, Arcadia Invitational

/Ted Brazil/

April 17, Davis: Woody Wilson Relays

/James Day/

At UC Davis
 Javelin—1. Meyers (Chico) 214-3; 2. Barase (Fresno St.) 194-0; 3. Schwall (UCD) 191-8; 4. Humscher (Northridge) 185-4.
 Hammer throw—1. Dyer (Hayw.) 181-2; 2. Beeler (Northridge) 174-11; 3. Sawyer (Hayw.) 173-5; 4. Mizuki (Sacto) 166-9.
 Sprint medley relay—1. Sacramento St. (Ingram, Walker, Bolton, Mijares) 3:25.0; 2. Northridge 3:25.6; 3. CCSF 3:26.5; 4. Hayward St. 3:27.3.
 Distance medley—1. Chico St. (Mulkey, Teague, Rugg, Stone) 10:05.6; 2. Fresno St. 10:07.5; 3. UC Davis 10:07.8; 4. Northridge St. 10:09.7.
 120 HH—1. Allmond (SFS) 15.2 15.1; 2. Swift (SSC) 15.3 3. Boyle (Hum. St.) 15.6; 4. Andrews (Hayw.) 15.6.
 Shot put—1. Albright (Northridge) 60-6 1/2, meet record; 2. DeSoto (SSC) 56-4; 3. Rothchild (Northridge) 55-5 1/2; 4. Gibbs (Northridge) 54-11.
 Pole vault—1. Lewis (Fresno St.) 16-0; 2. Bentz (Northridge) 16-0; 3. Robinson (Hayw) 15-6; 4. (tie) Nelson (Hayw) and Olson (Hayw) 15-0.
 Steeplechase—1. Hart (Northridge) 9:16.6; 2. Schocnterrell (Chico St.) 9:18.2;

100: 1. K. Williams (San Fernando) 9.7 (ties meet record); 2. Turner (Dorsey) 9.7; 3. Mullins (Hamilton) 9.8, 4. Branch (Barstow) 9.8, 5. Jenkins (Notre Dame) 9.9
 220: 1. R. Williams (San Fernando) 22.0, 2. Jenkins (Notre Dame) 22.0, 3. Patrick (Lincoln, SD) 22.0, 4. Banks (Loyola) 22.3, 5. K. Williams (San Fernando) 22.3
 440: 1. Mullins (Hamilton) 47.2 (meet record, old 47.5, Robert Harrell, Santa Ana, 1972), 2. Thompson, (Gahr) 47.5, 3. Branch (Barstow) 48.3, 4. H. Williams (Corson) 48.5, 5. Thomas (Dominguez) 49
 880: 1. Russell (Notre Dame) 1:54.6, 2. Powell (Pt. Loma, SD) 1:54.9, 3. Francis (Yucaipa) 1:55.4, 4. Sigmen (Chatsworth) 1:55.5, 5. Waitman (Redlands) 1:55.5
 1 Mile: 1. Arrigola (Gahr) 4:14.1, 2. Powell (Pt. Loma) 4:14.5, 3. Guerra (North Torrance) 4:15.0; 4. Baker (Cantwell) 4:15.0, 5. Aguirre (Santa Barbara) 4:16.1
 2 Mile: 1. Hunt (Patrick Henry, SD) 8:45.2 (meet record, old 8:57.2, Terry Williams, Lompoc, 1972), 2. Hulst (Laguna) 8:47.4, 3. Moses (Crescenta Valley) 8:52.6, 4. Spilsbury (Foothill) 8:53.5, 5. Godinez (Salesian) 8:54.4, 6. Tillery (West Covina) 9:00.2, 7. McConnell (Edison) 9:01.2, 8. St. John (Mater Dei) 9:06.6, 9. J. Ebner (Bishop Amat) 9:12.8, 10. Burkin Burbank) 9:17.0
 120 HH: 1. Glenn (Locke) 14.1 (ties meet record), 2. Sanford (Loyola) 14.1, 3. Lewis (Muir) 14.3, 4. Hawkins (Burlingame) 14.4, 5. Milloy (Pasadena) 14.5
 330 LH: 1. White (San Fernando) 36.9 (meet record, old 37.8, Otis Hunter, Pasadena, 1975), 2. Chambers (Santa Monica) 38.1, 3. Grubbs (Blaine) 38.2, 4. Gibson (Milliken) 38.5, 5. Brown (Pasadena) 38.5, 440: 1. Hamilton 41.7 (meet record, old 42.8, Santa Ana, 1970), 2. San Fernando 42.9, 3. Lincoln (SD) 42.5, 4. Blair 42.6, 5. Fremont 42.6
 Mile Relay: 1. Banning (LA) 3:19.0, 2. Hamilton 3:21.5 (Mullins 47.0), 3. Berkeley 3:21.8, 4. Santa Monica 3:21.9, 5. Fremont 3:22.3
 Distance Medley: 1. Crescenta Valley 10:13.6 (1st record, old 10:17.2, La Canada, 1975), 2. Skyline, Oakt., 1975), 2. University of La (LA) 10:15.1 (Pascal 4:13.7), 3. Laguna Hills 10:16.0 (Hulst 4:13.7), 4. Notre 10:21.6, 5. Canyon (Saugus) 10:25.6, 6. Foothill 10:26.8, 7. Burbank 10:30.2
 High Jump: 1. Smith (Santa Monica) 6-10 1/2 (meet record, old 6-8, Greg Fries, San Geronimo, 1973), 2. Good (Rio Mesa) 6-8, 3. La Costa (Patrick Henry, SD) 6-8

Shot: 1. Daniel (Newport) 42-3 (meet record, old 41-5, Kay Herison, Valencia, 1973), 2. Flynn (La Canada) 41-0 1/2, 3. Kauli (La Canada) 40-6, 4. Peterson (Carson) 39-9, 5. Dassen (Costa Mesa) 39-3 1/2.
 Discus: 1. Decure (St. Genevieve) 121-5, 2. Hoerner (Mayfair) 121-2, 3. Daniel (Newport) 109-7, 4. Kauli (La Canada) 108-9, 5. Cook (Rosemead) 94-9.

April 17, San Jose: N. Cal Decathlon.

/James Day/

NOR CAL DECATHLON CHAMPIONSHIPS at DeAnza College

100 meters — Canfield 10.9, Picarella 11.4, Veatch 11.1, Lundberg 11.3, Rooney 11.4. Long jump — Canfield 22-0, Picarella 20-7, Veatch 22-4 1/2, Lundberg 21-0, Rooney 20-3. Shot put — Canfield 35-9, Picarella 33-3, Veatch 33-0, Lundberg 34-8, Rooney 33-6. High jump — Picarella 6-7, Canfield 6-1, Veatch 5-11, Lundberg 6-1, Rooney 5-3. 400 meters — Canfield 50.8, Picarella 53.2, Veatch 52.5, Lundberg 52.1, Rooney 55.5.

SAN JOSE RELAYS DECATHLON NOR CAL J. C. CHAMPIONSHIP At De Anza

Final totals — 1. Tom Picarella, Chabot, 6149; 2. Greg Canfield, Chabot, 6136; 3. Brian Lundberg, Chabot, 6098; 4. Thomas Dixon, Foothill, 6063; 5. Fritz Moga, West Valley, 6059; 6. Herb Ward, San Francisco, 6045; 7. Dave Mogri, Redwoods, 5976; 8. Greg Veatch, Chabot, 5918; 9. Tom Giles, De Anza, 5915; 10. Brent Holden, Foothill, 5792; 11. George Rose, Diablo Valley, 5493; 12. Hal Rooney, Chabot, 5316; 13. Alex Gomez, De Anza, 5100; 14. Don Mossbacker, American River 5083; 15. Paul Sackinger, De Anza, 5056.

Thursday Events

110m HH—1. Veatch (Chab) 15.1; 2. Dixon (Foothill) 15.5; 3. Lundberg (Chab) 15.7; 4. Canfield (Chab) 15.9; 5. Moga (W. Valley) 16.1.
 Discus—1. Holden (Foothill) 123-8; 2. Giles (DA) 122-6; 3. Sackinger (DA) 120-0; 4. Rose (DVC) 117-4; 5. Picarella (Chab) 111-8.
 Pole vault—Dixon (Foothill) 13-5 1/2; 2. Holden (Foothill) 12-5 3/4; 3. Moga (WVC) 12-1 3/4; 4. Rooney (Chab) 12-1 3/4; 5. Rose (DVC) and Mossbacker (Am River) both 11-9 3/4.
 Javelin—1. Rose DVC) 179-5; 2. Giles (DA) 165-2; 3. Holden (F) 156-11; 4. Picarella (Chab) 153-0; 5. Moga (WVC) 150-10.
 1,500m—1. Gomez (DA) 4:33.1; 2. Mogri (Redwoods) 4:49.9; 3. Moga (WVC) 4:50.6; 4. Canfield (Chab) 4:52.1; 5. Lundberg (Chab) 4:52.7.

April 23, Tustin Relays.

Composite finish: 1. SA Valley (Johnson 50.2, Rhue 22.1, Powell 23.1, Pitts 30.1) 2:25.6, 2. Compton 2:26.4, 3. Estancia 2:26.6, 4. Marina 2:28.2, 5. West Covina 2:28.4, 6. Villa Park 2:29.6.

Distance medley: 1st heat—Sunny Hills 10:38.1, 2. Chaffey 10:38.2, 3. North Torrance 10:46.5, 4. La Quinta 10:48.3, 5. Villa Park 10:52.2; 2nd heat—Edison 10:35.3, 2. San Clemente 10:52.5, 3. Estancia 10:57.7, 4. Kennedy 10:59.8.

Composite finish: 1. Edison (Walczak 3:12.9, Mansfield 53.0, Hogan 2:03.3, McConnell 4:25.5) 10:35.3, 2. Sunny Hills 10:38.1, 3. Chaffey 10:38.2, 4. North Torrance 10:46.5, 5. La Quinta 10:48.3, 6. Villa Park 10:52.2.

480 HH-LH Shuttle relay: 1st heat—Cerritos 61.1, 2. La Quinta 62.2; 2nd heat—Centennial 58.6, 2. No. Torrance 59.6; 3rd heat—LB Wilson 59.5, 2. Chaffey 61.6 (Fountain Valley disqualified, Margerum 14.7); 4th heat—Compton 57.7, 2. Edison 60.0; 5th heat—Villa Park 58.1, 2. Corona 58.9; 6th heat—Santa Ana 63.2, 2. Huntington Beach 64.1; 7th heat—LB Jordan 58.6, 2. West Covina 59.3; 8th heat—San Clemente 61.0, 2. Westminster 61.7 (SA Valley, 59.6, disqualified).

Composite finish: 1. Compton 57.7 (meet record, old 58.7, Santa Ana Valley, 1974), 2. Villa Park 58.1, 3. Centennial 58.6, 4. LB Jordan 58.6, 5. Corona 58.9, 6. West Covina 59.3.

High jump: 1. Fountain Valley 18.4, 2. Estancia 18.2, 3. Edison 18.0, 4. LB Jordan 18.0, 5. Marina 18.0, 6. Miraleste 17.10. Top individuals—Gibson (FV) and White (Marina) 6-4.

Pole vault: 1. (tie) Tustin and St. John Bosco 37-6, 2. LB Wilson 37-0, 4. Los Alamitos 36-0, 5. LB Jordan 35-0, 6. Foothill 35-0. Top individuals—Boersma (St. John Bosco) 14-6, Anthony (Tustin) and Cox (LB) Wilson, 13-6.

Long jump: 1. Cerritos 64-5 1/2, 2. Edison 62-8, 3. Westminster 62-1 1/2, 4. Tustin 61-11 1/4, 5. Santa Ana Valley 61-4 1/4, 6. El Modena 61-3 1/2. Top individual—Hedlund (Villa Park) 21-8 3/4.

Triple jump: 1. Cerritos 133-6 1/2, 2. El Modena 126-2 1/4, 3. Edison 125-10 3/4, 4. Westminster 125-4 3/4, 5. West Covina 125-2, 6. Tustin 125-0 3/4. Top individuals—Stanford (Edison) 45-8, Roberts (Cerritos) 44-2 3/4, 3. B. Rees (El Modena) 43-2 1/4.

Shot: 1. Edison 154-5, 2. Katella 152-6 1/4, 3. Sunny Hills 151-7 1/2, 4. San Clemente 149-11 1/2, 5. Lowell 141-5, 6. Westminster 139-2. Top individuals—Harper (San Clemente) 54-10 3/4, 2. V. Rakhshani (Edison) 52-10 3/4, DeForrest (Katella) 53-10 3/4, Ph. (Lowell) 51-3 1/4.

Discus: 1. Ortiz (Mayfair) 163-10, 2. Shephard (Katella) 163-6, 3. Hostetter (Fount. Valley) 155-2, 4. Holden (Costa Mesa) 152-8, 5. Harper (San Clemente) 152-4, 6. Radish (Edison) 146-5.

TEAM RESULTS: Edison 60, Villa Park 57, Compton 28, Centennial 26, Long Beach 24, Sunny Hills 23, Estancia 22, Cerritos 22, Santa Ana Valley 22, Huntington Beach and Katella 16, San Clemente 14, Long Beach Union and West Covina 13, Mayfair, Westminster and Los Alamitos 10, Marina, Lowell and El Modena 8, Chaffey 7, La Quinta 6, St. John Bosco 5, North Torrance 4.

46	PAUL ALPHEMONT	52	UNAT	37:11
47	JOHN BOLOTT			37:15
48	JOHN SMITH			37:15
49	MICHAEL PREECE	39	BMS	37:15
50	JOHN D. COOK	41	UNAT	37:16
51	DICK BERRES			37:17
52	FRANCO			37:21
53	FRANCO			37:46
54	VENTURA			37:47

March 13, Thousand Oaks, Kingsmen Relays
 3 man total in field events

High Jump:	UC San Diego	64-7 3/4
Shot Put:	Cal Lutheran	141-9
Pole Vault:	Cal Lutheran	37-0
High Jump:	Cal Lutheran	18-6
Javelin:	Cal Lutheran	597-5
Discus:	Cal Lutheran	383-6
Triple Jump:	Azusa	120-3 1/2
480 SH:	Chapman	63.6
440 Relay:	Cal Lutheran	43.6
Distance Medley:	Azusa	10:44.0
880 Relay:	Cal Lutheran	1:32.2
2 Mile Relay:	Bakersfield	8:15.7
Sprint Medley:	Azusa	3:45.6
Mile Relay:	Bakersfield	3:23.6

/Don Green/

March 28, Santa Rosa, 1976 Lake II SAH JO 10 Miler:

1) Tadeusz Woliczko	56:44
2) Darryl Beardal	56:51
3) Robert Bunnell	57:05
4) Robert Parks	57:11
5) Gene Fitzgerald	57:20
6) Clark Rosen	58:31
7) Pete Flores	59:25
8) Dave Warren	59:47
9) Hersh Jenkins	61:24
10) Mike Coke	61:50
11) Glen McCarthy	61:53
12) Sal Citarella	62:00
Masters	
13) Craig Roland	62:07
14) Ross Smith	62:24
21) Robert Millan	63:34
Women	
56) Betsy White	72:39
78) Jeannie Kayser	79:22
84) Susan Medway	82:56
Juniors	
1) James Carson	65:59
2) Mike Pena	66:16
3) Joe Fiori	68:04

/Dave Hughes/

April 17, Diablo Valley College: Easter Relays.

/James Day/

At Diablo Valley College
 400 Intermediate hurdles—Rich Verdugo, Fresno, 55.8; Distance medley relay—Diablo Valley (Hancock, Searls, Riley, Emry), 10:34.8; 440 relay—Chabot, 42.0;
 Sprint medley relay—Delta, 3:37.0; 3,000-meter steeplechase—Henry Perez, Delta, 9:06.2 (meet and stadium record, old 9:31 by Ike Caputo, Lassen, 1975). 2nd, Joe Cordova, Skyline, 9:34.8; Shot put—Dave Herbert, Sacramento, 50-10 1/2; 2nd, Sam Alexander, Sequoias, 50-10 1/4; 120 high hurdles—Phil Branson, Porterville, 14.0. 2nd, Harold Turner, DVC, 14.3; Javelin—Tom Walker, Chabot, 217.7; 100—Colvin Corker, Chabot, 9.6w, 2nd, Alvin Diles,

St. (Muir), league, RUBBLE, 120 HH—1. Glenn (Locke) 14.1, 2. Lewis (Muir) 14.2, 3. Fresno St. 10:07.5; 3. UC Davis 10:07.8; 4. Northridge St. 10:09.7.
 120 HH—1. Almond (SFS) 15.2 15.1; 2. Swift (SSC) 15.3 3. Boyle (Hum. St.) 15.6; 4. Andrews (Hayw.) 15.6.
 Shot put—1. Albright (Northridge) 60-6 1/2; meet record; 2. DeSoto (SSC) 56-4; 3. Rothchild (Northridge) 55-5 1/2; 4. Gibbs (Northridge) 54-11.

Pole vault—1. Lewis (Fresno St.) 16-0; 2. Bentz (Northridge) 16-0; 3. Robinson (Hayw) 15-6; 4. (tie) Nelson (Hayw) and Olson (Hayw) 15-0.

Steeplechase—1. Hart (Northridge) 9:16.6; 2. Schocchterell (Chico St.) 9:18.2; 3. Anderson (Hum. St.) 9:22.0; 4. Moreno (SFS) 9:23.6.
 880 relay—1. Santa Clara (Washington, Craven, Adams, Jones) 1:28.0; 2. San Francisco St. 1:28.7; 3. Hayward St. 1:29.5; 4. Northridge St. 1:29.8.

Long jump—1. LeGrande (Northridge) 22-10 1/2; 3. Tipton (Hum. St.) 22-5 1/2; 4. Wamble (Hayw) 22-1.
 Two mile—1. Chadez (Northridge) 9:02.4; 2. Sweeney (UC Davis) 9:04.9; 3. Martinez (UCD) 9:07.0; 4. Cole (Hum. St.) 9:11.4.
 High jump—1. Frazier (Northridge) 6-10; 2. Friday (Hayw) 6-8; 3. (tie) Haber (Hayw) and Arcidicano (Hayw) 6-8.

440 Int. hurdles—1. Lowe (Fresno St.) 54.8; 2. Gibbia (UCD) 55.4; 3. Johnson (Northridge) 56.1; 4. Jones (Santa Clara) 56.4.
 Two mile relay—1. Northridge (Fox, Pryer, Gonzalez, Cohen) 7:45.6; 2. UC Davis 7:47.1; 3. Hayward St. 7:51.1; 4. Humboldt St. 8:08.0.

Discus—1. Albright (Northridge) 182-8 1/2; 2. Frankiewicz (Chico) 176-2 1/2; 3. Dyer (Hayw) 165-5 1/2; 4. Smith (Chico) 163-2 1/2.

440 relay—1. Santa Clara (Washington, Adams, Craven, Eastman) 43.1; 2. Hayward State 43.2; 3. Northridge 43.3; no fourth.

Mile relay—1. Sacramento St. (Mijares, Clark, Crocker, Bolton) 3:18.1; 2. San Francisco St. 3:20.6; 3. Santa Clara 3:20.7; 4. Hayward St. 3:20.8.
 Triple jump—1. LeGrande (Hayw) 47-3; 2. Murphy (Hayw) 46-0 1/2; 3. Shattuck (Hayw) 46-0; 4. August (SFS) 45-11 1/2.

Team scores—1. Northridge St. 142; 2. Hayward St. 126; 3. UC Davis 48; 4. (tie) Sacramento St. and Chico 45; 6. San Francisco St. 41; 7. Fresno St. 39; 8. Santa Clara 30.

Women's two mile—1. Annex (UCD) 10:34.6, meet record; 2. Daniels (Shasta) 11:49.2; 440 relay—Chico St. (Hamilton, Mik, DuVell, Cary) 48.2.

120 HH—1. Glenn (Locke) 14.1, 2. Lewis (Muir) 14.2, 3. Fresno St. 10:07.5; 3. UC Davis 10:07.8; 4. Northridge St. 10:09.7.
 120 HH—1. Almond (SFS) 15.2 15.1; 2. Swift (SSC) 15.3 3. Boyle (Hum. St.) 15.6; 4. Andrews (Hayw.) 15.6.
 Shot put—1. Albright (Northridge) 60-6 1/2; meet record; 2. DeSoto (SSC) 56-4; 3. Rothchild (Northridge) 55-5 1/2; 4. Gibbs (Northridge) 54-11.
 Pole vault—1. Lewis (Fresno St.) 16-0; 2. Bentz (Northridge) 16-0; 3. Robinson (Hayw) 15-6; 4. (tie) Nelson (Hayw) and Olson (Hayw) 15-0.
 Steeplechase—1. Hart (Northridge) 9:16.6; 2. Schocchterell (Chico St.) 9:18.2; 3. Anderson (Hum. St.) 9:22.0; 4. Moreno (SFS) 9:23.6.
 880 relay—1. Santa Clara (Washington, Craven, Adams, Jones) 1:28.0; 2. San Francisco St. 1:28.7; 3. Hayward St. 1:29.5; 4. Northridge St. 1:29.8.
 Long jump—1. LeGrande (Northridge) 22-10 1/2; 3. Tipton (Hum. St.) 22-5 1/2; 4. Wamble (Hayw) 22-1.
 Two mile—1. Chadez (Northridge) 9:02.4; 2. Sweeney (UC Davis) 9:04.9; 3. Martinez (UCD) 9:07.0; 4. Cole (Hum. St.) 9:11.4.
 High jump—1. Frazier (Northridge) 6-10; 2. Friday (Hayw) 6-8; 3. (tie) Haber (Hayw) and Arcidicano (Hayw) 6-8.
 440 Int. hurdles—1. Lowe (Fresno St.) 54.8; 2. Gibbia (UCD) 55.4; 3. Johnson (Northridge) 56.1; 4. Jones (Santa Clara) 56.4.
 Two mile relay—1. Northridge (Fox, Pryer, Gonzalez, Cohen) 7:45.6; 2. UC Davis 7:47.1; 3. Hayward St. 7:51.1; 4. Humboldt St. 8:08.0.
 Discus—1. Albright (Northridge) 182-8 1/2; 2. Frankiewicz (Chico) 176-2 1/2; 3. Dyer (Hayw) 165-5 1/2; 4. Smith (Chico) 163-2 1/2.
 440 relay—1. Santa Clara (Washington, Adams, Craven, Eastman) 43.1; 2. Hayward State 43.2; 3. Northridge 43.3; no fourth.
 Mile relay—1. Sacramento St. (Mijares, Clark, Crocker, Bolton) 3:18.1; 2. San Francisco St. 3:20.6; 3. Santa Clara 3:20.7; 4. Hayward St. 3:20.8.
 Triple jump—1. LeGrande (Hayw) 47-3; 2. Murphy (Hayw) 46-0 1/2; 3. Shattuck (Hayw) 46-0; 4. August (SFS) 45-11 1/2.
 Team scores—1. Northridge St. 142; 2. Hayward St. 126; 3. UC Davis 48; 4. (tie) Sacramento St. and Chico 45; 6. San Francisco St. 41; 7. Fresno St. 39; 8. Santa Clara 30.
 Women's two mile—1. Annex (UCD) 10:34.6, meet record; 2. Daniels (Shasta) 11:49.2; 440 relay—Chico St. (Hamilton, Mik, DuVell, Cary) 48.2.

Distance Medley: 1. Crescenta Valley 10:13.6 (meet record, old 10:17.2, La Canada 1975) and Skyline, Oak, 1975). 2. University of La. 10:15.1 (Pascale 4:13.7). 3. Laguna Beach 10:16.0 (Hulst 4:13.7). 4. Notre Dame 10:21.6, 5. Canyon (Saugus) 10:23.6, 6. Foothill 10:26.8, 7. Burbank 10:30.2.
 High Jump: 1. Smith (Santa Monica) 6-10 1/2; meet record, old 6-8, Greg Fries, San Geronimo, 1973). 2. Good (Rio Mesa 6-8, 3. La Costa (Patrick Henry, SD) 6-8, 4. Lawson (El Dorado) 6-8, 5. Johnson (Arroyo) 6-6.
 Pole Vault: 1. Curran (Crespi) 15-7, 2. Switzer (Burroughs, Bur.) 15-3, 3. Hintershaus (Aviation) 15-3, 4. Young (Millikan) 14-9, 5. Anthony (Tustin) 14-5.
 Long Jump: 1. Snyder (Ventura) 22-8, 2. R Williams (San Fernando) 22-4, Hubbard (Banning, Ja) 22-3 1/2, 4. G. Williams (Muir) 22-1 1/2, Butler (Eisenhower) 22-0 1/2.
 Triple Jump: 1. Caldwell (Fremont) 50-5 (meet record, old 48-5, Chip Benson, LA Lutheran 1975), 2. Benson (LA Lutheran) 47-6, 3. DeCaro (Burbank) 46-7 1/2, 4. Lomax (Workman) 46-1 1/2, 5. G. Williams (Muir) 45-6 w/44-8 legal.
 Shot: 1. Palkovic (Crespi) 60-5 1/4, 2. Hunter (Santa Barbara) 59-9 1/4, 3. P. Johnson, (Brea) 58-4, 4. R. Johnson (Mayfair) 57-7 1/4, 5. Silverman (La Milreda) 56-1 1/4.
 Discus: 1. Malone (El Cajon, SD) 186-3 (meet record old 178-3), Dave Fuller, Hart, 1975), 2. R. Johnson (Mayfair) 179-6, 3. Heins (Canyon, Saugus) 177-0, 4. Gray (Washington) 169-0, 5. Corbett (El Dorado) 166-3.

GIRLS
 10: 1. Cobb (Berkeley) 11.1 (meet record, old 11.3, Gayle Butler, Durate, 1973), 2. Loud (LA Lutheran) 11.1, 3. Brown (Muir) 11.4, 4. Sanders (Centennial) 11.5, 5. Bowie (Chico) 11.5.
 220: 1. Cobb (Berkeley) 25.2, 2. Loud (LA Lutheran) 25.4, 3. Jones (Edison) 25.8, 4. Brown (Muir) 25.9, 5. Cassidy (West Torrance) 26.0.
 440: 1. Mitchell (Fremont) 58.2, 2. Jones (Edison) 58.2, 3. Warner (Beverly Hills) 58.3, 4. Keough (Corona del Mar) 60.1, 5. Medina (Calexico) 60.2.
 880: 1. Lair (Fremont) 2:15.3, 2. Machado (Arcadia) 2:17.1, 3. Ward (LA Lutheran) 2:20.4, 4. Bianco (Western) 2:20.7, 5. Baaske (Arcadia) 2:22.2.
 Mile: 1. Troffer (Crescenta Valley) 5:06.3 (meet record, old 5:19.0, Chris Troffer, 1975), 2. Harryman (Laguna) 5:07.9, 3. Mintie (Rosary) 5:08.8, 4. Sprague (Arcadia) 5:11.8, 5. Serrano (Dos Pueblos) 5:16.8.
 80 LH: 1. Costello (Monroe) 10.7 (meet record, old 11.6, Ida Riley, Monroe, 1975), 2. Gourdiene (El Toro) 10.8, 3. Dudash (Dos Pueblos) 11.4, 4. Woods (Pasadena) 11.4, 5. Redican (Simi) 11.5.
 444 Relay: 1. Muir 48.2 (meet record old 49.8, Muir, 1975), 2. Fremont 48.4, 3. Berkeley 48.9, 4. Centennial 49.6, 5. Arcadia 49.8 (Newport Harbor dropped baton, first handoff).
 Mile Relay: 1. Fremont 3:58.9, 2. Arcadia 3:59.2, 3. Santa Barbara 4:03.1, 4. Esperanza 4:04.5, 5. Dos Pueblos 4:11.2.
 Distance Medley: 1. Santa Barbara 12:35.0, 2. Hueneme 13:10.2, 3. Costa Mesa 13:10.6, 4. La Canada 1:10.8, 5. Crescenta Valley 13:16.
 High Jump: 1. Gossweiler (Uplend) 5-8 (meet record, old 5-4, Julie Lendl, Royal 1975), 2. Zeeler (Redlands) 5-5, 3. Redican (Simi) 5-4, 4. Ross (Berkeley) 5-4, 5. Lend (Royal) 5-2.
 Long Jump: 1. Anderson (Washington) 19-4 1/2 (meet record, old 17-8 1/2, Pat Anderson, Valencia, 1972), 2. Moran (Monroe) 17-0 1/4, 3. Haynes (Ventura) 17-3 1/4, 4. Gourdiene (El Toro) 17-3, 5. Almeida (Troy), 16-4 1/2.

1. Veitch (Chab) 15.1; 2. Dixon (Foot-hill) 15.5; 3. Lundberg (Chab) 15.7; 4. Canfield (Chab) 15.9; 5. Moga (W. Valley) 16.1.
 Discus—1. Holden (Foothill) 123-8; 2. Giles (DA) 122-6; 3. Sackinger (DA) 120-0; 4. Rose (DVC) 117-4; 5. Picarella (Chab) 111-8.
 Pole vault—Dixon (Foothill) 13-5 1/2; 2. Holden (Foothill) 12-5 1/2; 3. Moga (WVC) 12-4; 4. Rooney (Chab) 12-13 1/4; 5. Rose (DVC) and Mossbacker (Am River) both 11-9 3/4.
 Javelin—1. Rose DVC) 179-5; 2. Giles (DA) 165-2; 3. Holden (F) 156-11; 4. Picarella (Chab) 153-0; 5. Moga (WVC) 150-10.
 1,500m—1. Gomez (DA) 4:33.1; 2. Moggi (Redwoods) 4:49.9; 3. Moga (WVC) 4:50.6; 4. Canfield (Chab) 4:52.1; 5. Lundberg (Chab) 4:52.7.

TEAM SCORES: Edison 60, Villa Park 58, Compton 28, Centennial 26, Long Beach 24, Sunny Hills 23, Estancia 22, Santa Ana 21, Mountain Valley 20, Katella 16, San Clemente 14, Long Beach Wilson and West Covina 13, Mayfair, Westminster and Los Alamitos 10, Marina, Lowell and El Modena 8, Chaffey 7, La Quinta 6, St. John Bosco 5, North Torrance, Kennedy and Costa Mesa 4, Foothill 3, Corona 2, Miraleste 1.

April 23, Tustin Relays.

/Ted Brazil/

440 relay: 1st heat—Chaffey 43.9, 2. San Clemente 44.5, 3. La Quinta 45.0; 2nd heat—Western 44.7, 2. Troy 45.1, 3. Westminster 46.4; 3rd heat—Centennial 42.4 (meet record, old 42.6, Santa Ana, 1970), 2. LB Wilson 44.8, 3. El Modena 44.9, 4. Edison 44.9; 4th heat—S.A. Valley 43.1, 2. LB Jordan 43.2, 3. Compton 43.6, 4. West Covina 43.8.
 Composite finish: 1. Centennial (Thomas, Hodge, Emmanuel, Long) 42.4, 2. SA Valley 43.1, 3. Jordan 43.2, 4. Compton 43.6, 5. West Covina 43.8, 6. Chaffey 43.9.
 880 relay: 1st heat—Centennial 1:29.5, 2. Jordan 1:30.4, 3. Western 1:33.5, 2nd heat—West Covina 1:30.8, 2. Torrance 1:33.5, 3. San Clemente 1:34.9; 3rd heat—Villa Park 1:32.5, 2. Chaffey 1:32.8, 3. Wilson (LB) 1:33.2; 4th heat—Cerritos 1:32.6, 2. Edison 1:32.7, 3. Tustin 1:33.5.
 Composite finish: 1. Centennial 1:29.5, 2. Jordan 1:30.4, 3. West Covina 1:30.8, 4. Villa Park 1:32.5, 5. Cerritos 1:32.6, 6. Edison 1:32.7.
 Mile relay: 1st heat—Marina 3:26.6, 2. Jordan 3:31.3, 3. Mater Dei 3:32.5; 2nd heat—Villa Park 3:23.5, 2. LB Wilson 3:24.5, 3. Centennial 3:31.0; 3rd heat—Estancia (McPhail 51.5, White 51.3, Howe 53.2, Walters 48.7), 3:24.5, 2. Compton 3:24.8, 3. Sunny Hills 3:28.1.
 Composite finish: 1. Villa Park (Rivencburg 51.8, McNamara 50.5, McFarland 51.4, Flesner 49.8) 3:23.5, 2. Estancia 3:24.5, 3. LB Wilson 3:24.5, 4. Compton 3:24.8, 5. Marina 3:26.6, 6. Sunny Hills 3:28.1.
 2-mile relay: 1st heat—Edison 8:02.7, 2. North Torrance 8:13.9, 3. Corona 8:25.0, 4. Foothill 8:28.9; 2nd heat—Sunny Hills (Ryan 1:58.3), 2. Lowell 8:09.4, 3. La Quinta 8:06.4, 4. Compton 8:09.7 (Pope 1:59.2).
 Composite finish: 1. Edison (Mansfield 1:59.7, Arciniega 2:04.0, McConnell 2:00.5, Christensen 1:58.5) 8:02.7, 2. Sunny Hills 8:06.5, 3. Lowell 8:09.4, 4. La Quinta 8:09.6, 5. Compton 8:09.7, 6. LB Wilson 8:10.5.
 4-mile relay: 1. Edison (Christensen 4:25.1, Walczak 4:27.1, Hogan 4:34.5, McConnell 4:19.2) 17:45.9, 2. San Clemente (Adamitis 4:19.9) 18:08.6, 3. Villa Park 18:19.0, 4. Kennedy 18:21.1, 5. Foothill 18:25.8, 6. Westminster 18:34.5.
 Sprint medley: 1st heat—SA Valley 2:25.6 (meet record, old 2:26.0, Santa Ana, 1975), 2. Compton 2:26.4 (Pope 49.3), 3. West Covina 2:28.4, 4. Villa Park 2:29.6; 2nd heat—Estancia 2:26.6 (Walters 48.9), 2. Marina 2:28.2, 3. San Clemente 2:30.5, 3rd heat—Santa Ana 2:30.5, 2. Lakewood 2:30.6, 3. Edison 2:32.5; 4th heat—Tustin 2:31.3, 2. Kennedy 2:33.8, 3. Westminster 2:33.9.

440 relay: 1st heat—Chaffey 43.9, 2. San Clemente 44.5, 3. La Quinta 45.0; 2nd heat—Western 44.7, 2. Troy 45.1, 3. Westminster 46.4; 3rd heat—Centennial 42.4 (meet record, old 42.6, Santa Ana, 1970), 2. LB Wilson 44.8, 3. El Modena 44.9, 4. Edison 44.9; 4th heat—S.A. Valley 43.1, 2. LB Jordan 43.2, 3. Compton 43.6, 4. West Covina 43.8.
 Composite finish: 1. Centennial (Thomas, Hodge, Emmanuel, Long) 42.4, 2. SA Valley 43.1, 3. Jordan 43.2, 4. Compton 43.6, 5. West Covina 43.8, 6. Chaffey 43.9.
 880 relay: 1st heat—Centennial 1:29.5, 2. Jordan 1:30.4, 3. Western 1:33.5, 2nd heat—West Covina 1:30.8, 2. Torrance 1:33.5, 3. San Clemente 1:34.9; 3rd heat—Villa Park 1:32.5, 2. Chaffey 1:32.8, 3. Wilson (LB) 1:33.2; 4th heat—Cerritos 1:32.6, 2. Edison 1:32.7, 3. Tustin 1:33.5.
 Composite finish: 1. Centennial 1:29.5, 2. Jordan 1:30.4, 3. West Covina 1:30.8, 4. Villa Park 1:32.5, 5. Cerritos 1:32.6, 6. Edison 1:32.7.
 Mile relay: 1st heat—Marina 3:26.6, 2. Jordan 3:31.3, 3. Mater Dei 3:32.5; 2nd heat—Villa Park 3:23.5, 2. LB Wilson 3:24.5, 3. Centennial 3:31.0; 3rd heat—Estancia (McPhail 51.5, White 51.3, Howe 53.2, Walters 48.7), 3:24.5, 2. Compton 3:24.8, 3. Sunny Hills 3:28.1.
 Composite finish: 1. Villa Park (Rivencburg 51.8, McNamara 50.5, McFarland 51.4, Flesner 49.8) 3:23.5, 2. Estancia 3:24.5, 3. LB Wilson 3:24.5, 4. Compton 3:24.8, 5. Marina 3:26.6, 6. Sunny Hills 3:28.1.
 2-mile relay: 1st heat—Edison 8:02.7, 2. North Torrance 8:13.9, 3. Corona 8:25.0, 4. Foothill 8:28.9; 2nd heat—Sunny Hills (Ryan 1:58.3), 2. Lowell 8:09.4, 3. La Quinta 8:06.4, 4. Compton 8:09.7 (Pope 1:59.2).
 Composite finish: 1. Edison (Mansfield 1:59.7, Arciniega 2:04.0, McConnell 2:00.5, Christensen 1:58.5) 8:02.7, 2. Sunny Hills 8:06.5, 3. Lowell 8:09.4, 4. La Quinta 8:09.6, 5. Compton 8:09.7, 6. LB Wilson 8:10.5.
 4-mile relay: 1. Edison (Christensen 4:25.1, Walczak 4:27.1, Hogan 4:34.5, McConnell 4:19.2) 17:45.9, 2. San Clemente (Adamitis 4:19.9) 18:08.6, 3. Villa Park 18:19.0, 4. Kennedy 18:21.1, 5. Foothill 18:25.8, 6. Westminster 18:34.5.
 Sprint medley: 1st heat—SA Valley 2:25.6 (meet record, old 2:26.0, Santa Ana, 1975), 2. Compton 2:26.4 (Pope 49.3), 3. West Covina 2:28.4, 4. Villa Park 2:29.6; 2nd heat—Estancia 2:26.6 (Walters 48.9), 2. Marina 2:28.2, 3. San Clemente 2:30.5, 3rd heat—Santa Ana 2:30.5, 2. Lakewood 2:30.6, 3. Edison 2:32.5; 4th heat—Tustin 2:31.3, 2. Kennedy 2:33.8, 3. Westminster 2:33.9.

GIRLS
 100 relay: 1. Centennial 49.9 (meet record, old 50.4, Santa Ana Valley, 1975), 2. Santa Ana Valley 50.0, 3. Edison 50.8, 4. Lowell 51.0, 5. El Toro 51.2, 6. Torrance 51.3.
 Sprint medley: 1. Santa Ana Valley 4:14.8 (meet record, old 4:26.3, 1975), 2. Corona del Mar 4:26.3, 3. Edison 4:27.3, 4. Torrance 4:28.0, 5. Garden Grove 4:28.5, 6. Tustin 4:32.3.

SOPHOMORE SCORES: Huntington Beach 38, Compton 36, West Covina 34, El Modena 31, Santa Ana 26, Marina and Tustin 22, Long Beach Jordan 20, Sunny Hills 18, Westminster 16, Los Alamitos and La Quinta 14, Downey and Saddleback 12, Fountain Valley 10, Long Beach Wilson and Estancia 9, Chaffey 5, Kennedy, Torrance and Mater Dei 4, Orange, Villa Park, Lakewood, Foothill and Corona 2, Centennial, Chaminade, Edison and La Quinta 1.

FRESH SCORES: Tustin 28, Fountain Valley 25, Saddleback 16, Estancia 15, Foothill 13, Lowell 12, West Covina 11, Westminster 9, Downey 8, San Clemente 7, Sonora and Sunny Hills 6, Edison 5, Santa Ana Valley and Cerritos 4, Corona del Mar 3, Huntington Beach 2, St. John Bosco 1.
SWEEPSTAKES SCORES: Edison 66, Compton 64, Tustin 62.

JUNIORS
 400 relay: 1. Centennial 49.9 (meet record, old 50.4, Santa Ana Valley, 1975), 2. Santa Ana Valley 50.0, 3. Edison 50.8, 4. Lowell 51.0, 5. El Toro 51.2, 6. Torrance 51.3.
 Sprint medley: 1. Santa Ana Valley 4:14.8 (meet record, old 4:26.3, 1975), 2. Corona del Mar 4:26.3, 3. Edison 4:27.3, 4. Torrance 4:28.0, 5. Garden Grove 4:28.5, 6. Tustin 4:32.3.

April 24, Bakersfield: Kern Relays.

VARSITY
 LJ—Alexander (Roos.), 22-7; Alston (Fres.), 22-5; Harris (Foot.), 22-1; Crump (Mad.), 21-7; Washington (Fres.), 21-6.
 Discus—McNaughton (Hoov.), 174-6; Endler (Hoov.), 173-3; Frazier (Edis.), 146-6; Twitty (Taft), 145-7; Mettler (High.), 144-4.
 480 SH relay—Foothill, 1:02.5; Fresno, 1:02.9; Bakersfield, 1:03.6; Roosevelt, 1:06.6; Delano, 1:14.8.
 120 HH—A. Washington (Fres.), 14.3; Miller (Mad.), 14.3; Hill (Foot.), 14.6; Warren (Foot.), no time; T. Washington (Fres.), no time.
 440 relay—Edison, 42.6; East, 43.0; Madera, 43.0; Foothill, 43.1; Redwood, 43.5.
 SP—McNaughton (Hoov.), 58-3 1/4; Endler (Hoov.), 56-1/2; Martinez (Edis.), 52-2 1/4; Twitty (Taft), 49-10 3/4; Winter (Mad.), 49-10.

DISCUS
 1. Edison (Mansfield 1:59.7, Arciniega 2:04.0, McConnell 2:00.5, Christensen 1:58.5) 8:02.7, 2. Sunny Hills 8:06.5, 3. Lowell 8:09.4, 4. La Quinta 8:09.6, 5. Compton 8:09.7, 6. LB Wilson 8:10.5.
 4-mile relay: 1. Edison (Christensen 4:25.1, Walczak 4:27.1, Hogan 4:34.5, McConnell 4:19.2) 17:45.9, 2. San Clemente (Adamitis 4:19.9) 18:08.6, 3. Villa Park 18:19.0, 4. Kennedy 18:21.1, 5. Foothill 18:25.8, 6. Westminster 18:34.5.
 Sprint medley: 1st heat—SA Valley 2:25.6 (meet record, old 2:26.0, Santa Ana, 1975), 2. Compton 2:26.4 (Pope 49.3), 3. West Covina 2:28.4, 4. Villa Park 2:29.6; 2nd heat—Estancia 2:26.6 (Walters 48.9), 2. Marina 2:28.2, 3. San Clemente 2:30.5, 3rd heat—Santa Ana 2:30.5, 2. Lakewood 2:30.6, 3. Edison 2:32.5; 4th heat—Tustin 2:31.3, 2. Kennedy 2:33.8, 3. Westminster 2:33.9.

2-mile — Thompson (East), 9:37.2; Elieff (High.), 9:37.6; Renseria (Mad.), 9:52.5; Ramos (Roos.), 9:57.6; Laird (East), 10:10.5.
HJ — Miller (Mad.), 6-7; Ward (Bak.), 6-7; Stowe (Wasco), 6-6; Christiansen (Bak.), 6-2; Williams (Bull.), 6-0.
TJ — Crawford (Red.), 47-11; Nichols (East), 47-9; Eddings (Roos.), 46-6; Haynes (South), 45-8; Dixon (East), 45-1.

100 — Nichols (East), 9.8; Fienory (Red.), 9.8; Kemp (Frs.), 9.9; James (Edis.), 9.9; Cox (Bak.), 9.9.
2-mile relay — Bullard, 8:04.7; Madera, 8:07.5; Foothill, 8:09.2; Redwood, 8:13.2; Wasco, 8:14.2.
800 relay — East, 1:29.9; Madera, 1:29.9; Bakersfield, 1:30.9; Roosevelt, 1:31.3; Foothill, 1:31.6.

Distance medley — Shaffer, 10:32.0; Madera, 10:49.5; Bullard, 10:52.2; Hoover, 11:02.7; Fresno, 11:04.2.
Mile relay — Madera, 3:21.1; Bakersfield, 3:22.1; Edison, 3:27.8; East, 3:28.2; Roosevelt, 3:29.1.
PV — Hunt (Wasco), 14-0; Stephens (High.), 14-0; Thornton (Hoov.), 13-6; Poillard (High.), 13-0; Dillingham (Wasco), 12-6.

Team scores: Madera 58, East 42, Foothill 31, Bakersfield 27, Hoover 27, Fresno 25, Edison 23, Roosevelt 22, Bullard 19, Redwood 19, Wasco 12, Shaffer 12, Highland 11, Taft 4, South 2, Delano 2.

GIRLS
Discus — Beurrmann (Bak.), 110-7; Landseadel (Mt. Whit.), 117-9; Jennings (Bak.), 111-4.
80 LH — Wong (South), 11.2 (meet record, old record 11.4 by Halle, Bak., 1975); Frazier (Edis.), 11.3; Bank (Bak.), 11.4.
440 relay — Edison, 49.4 (meet record, old record 50.2 by East, 1975); Bullard, 49.7; South, 49.8.

880 — Goen (North), 2:18.5; W. Walker (Bak.), 2:20.9; Lopez (Del.), 2:23.8.
100 — Ward (South), 11.0 (meet record, old record 11.3 by Asberry, East, 1975); Parrish (Bak.), 11.1; Hughes (Foot.), 11.1.
SP — Landseadel (Mt. Whit.), 40-9; Payne (Foot.), 34-6; Duncan (Red.), 34-2.
Mile relay — Foothill, 4:04.5; North, 4:09.3; Madera, 4:10.3.
HJ — Towery (High.), 4-4 1/2 (meet record, old record 5-4 1/2 by V. J. S., North, 1975); Kaizer (North), 4-3 1/2 (Skins (Hoov.), 5-2.
LJ — Babcock (Edis.), 18-1 1/2 (meet record, old record 16-6 1/2 by Vaughn, Edison, 1975); Haynes (Mad.), 17-9; McIntyre (Mt. Whit.), 17-1 1/4.
Team scores: Bakersfield 29, Foothill 27, Edison 23, Mt. Whit. 20, South 20, North 18, Madera 17, Redwood 7, Hoover 7, Delano 6, Highland 6, East 2, Burroughs 2.

Team scores: Madera 58, East 42, Foothill 31, Bakersfield 27, Hoover 27, Fresno 25, Edison 23, Roosevelt 22, Bullard 19, Redwood 19, Wasco 12, Shaffer 12, Highland 11, Taft 4, South 2, Delano 2.

Team scores: Madera 58, East 42, Foothill 31, Bakersfield 27, Hoover 27, Fresno 25, Edison 23, Roosevelt 22, Bullard 19, Redwood 19, Wasco 12, Shaffer 12, Highland 11, Taft 4, South 2, Delano 2.

Team scores: Madera 58, East 42, Foothill 31, Bakersfield 27, Hoover 27, Fresno 25, Edison 23, Roosevelt 22, Bullard 19, Redwood 19, Wasco 12, Shaffer 12, Highland 11, Taft 4, South 2, Delano 2.

Team scores: Madera 58, East 42, Foothill 31, Bakersfield 27, Hoover 27, Fresno 25, Edison 23, Roosevelt 22, Bullard 19, Redwood 19, Wasco 12, Shaffer 12, Highland 11, Taft 4, South 2, Delano 2.

Team scores: Madera 58, East 42, Foothill 31, Bakersfield 27, Hoover 27, Fresno 25, Edison 23, Roosevelt 22, Bullard 19, Redwood 19, Wasco 12, Shaffer 12, Highland 11, Taft 4, South 2, Delano 2.

Team scores: Madera 58, East 42, Foothill 31, Bakersfield 27, Hoover 27, Fresno 25, Edison 23, Roosevelt 22, Bullard 19, Redwood 19, Wasco 12, Shaffer 12, Highland 11, Taft 4, South 2, Delano 2.

Sprint medley—1. Laney Smith, Mitchell, Dangerfield, Lewis 1:52.8; 3:28.2; 2. West Valley 3:28.4; 3. Foothill 3:29.8.
Distance medley—1. Delta (Beathurion, Brown, Tucker, Perez 4:10.3) 10:07.0; 2. West Valley 10:08.4; 3. Marin 10:23.0.
480 shuttle hurdle—1. Sequoia (Porchio, Palmer, Pritchett, Irving) 1:00.4, meet record; 2. Chabot 1:00.9; 3. San Mateo 1:06.3.

April 30, Pomona: SCIAAC Championship

/Vern Gambetta/

At Pomona

100—1. Smith (P), 9.9; 2. Burgess (R), 9.9; 3. Soukup (CM), 10.0. 220—Smith (P), 21.8; 2. Young (O), 21.9; 3. Soukup (CM), 22.5. 440—1. Young (O), 49.0; 2. Pinkney (CM), 49.6; 3. Tanner (O), 50.0. 880—1. Tarn (R), 1:53.0; 2. Taylor (PP), 1:53.5; 3. Ponce (O), 1:54.7. MILE—1. Tarn (R), 4:10.1; 2. Armstrong (PP), 4:14.5; 3. Bitterly (O), 4:17.8. THREE MILE—1. Armstrong (P), 14:45.4; 2. Harnett (PP), 14:47.2; 3. Kittelson (PP), 14:48.4. 120HH—1. Smith (PP), 14.2; 2. David (O), 14.6; 3. Brown (P), 15.1. 440IH—1. David (O), 57.0; 2. Reynolds (PP), 57.5; 3. Ertel (W), 57.6. STEEPLECHASE—1. Sweeney (O); 9:36.8; 2. Murlilo (PP), 10:00.4; 3. Cronin (CM), 10:10.0.

440 RELAY—1. Occidental, 42.9; 2. Claremont Mudd, 43.3; 3. Pomona Pitzer, 43.5. MILE RELAY—1. Occidental, 3:21.6; 2. Pomona Pitzer, 3:23.5; 3. Claremont Mudd, 3:30.9. HJ—1. Beaver (O), 6-8; 2. Williamson (O), 16-6; 3. Hightower (W), 6-4. PV—1. Bell (O), 14-6; 2. Buchanan (O), 13-6; 3. Overton (O), 13-6. LJ—1. Namikas (PP), 23-3 1/2; 2. Singer (PP), 22-11 1/4; 3. Halley (CM), 22-5 1/4. TJ—1. Namikas (PP), 48-7 1/4; 2. San Germain (W), 47-8 1/2; 3. Ray (PP), 45-0 1/4. SP—1. Madison (O), 50-5; 2. Noble (O), 48-11 1/2; 3. Scott (O), 47-9 1/4. DT—1. Scott (O), 166-10; 2. Noble (O), 148-10; 3. Buchanan (O), 135-1. JT—1. tie between Orell (PP) and Jarvis (W), 226-11; 3. Davis (R), 193-7. HT—1. Saulter (PP), 119-6; 2. Harper (R), 177-4; 3. Richards on (W), 96-6.

TEAM SCORES—Occidental 106, Pomona Pitzer 102 1/2, Claremont Mudd 34 1/2, Redlands 30, Whittier 29, La Verne 1.

April 30, Mission Viejo HS: Orange County Champs.

/Ted Brazil/

(at Mission Viejo High)
100: 1. L. Castellanos (Troy) 10.1, 2. S. Castellanos (Troy) 10.1, 3. Stelson (Tus) 10.3, 4. Martin (VP) 10.4, 5. Kruthers (SC) 10.5, 6. Woods (SC) 10.5, 220: 1. Carlross (Sad) 22.6, 2. L. Cas-

TEAM SCORES: Saddleback 73, Villa Park 45, San Clemente and Troy 36, El Modena 35, Sunny Hills 22, Santa Ana Valley 21, Esperanza 20, Orange Canyon, and Newport Harbor 18, Tustin 17, El Dorado 16, Rancho Alamitos 14, Katalia and Foothill 12, La Quinta and Mission Viejo 11, Anaheim, Buena Park and University 10, Santa Ana 9, Huntington Beach and Bolsa Grande 6, Costa Mesa and El Toro 4, Magnolia 1.

FROSH—SOPH

100—caseria (Pac) 10.2, 2. Paige (SAV) 10.3, 3. Jimmerson (SAV) 10.3; 220—Rodriguez (Foot) 23.4; 440—Martin (Mag) 52.6; 880—Orelup (VP) 2:02.5; Mile—LaBonte (MV) 4:29.9 (meet record, old 4:34.2, LaBonte in prelims); 2. Ramsey (LQ) 4:31.2; 2-mile—LaBonte (MV) 10:02.2; 120 HH—Strauss (MV) 15.3; (meet record, old 15.4, Bill Dexter, SA Valley, 1975), 2. Berger (Can) 15.4, 3. Dena (Ana) 15.6; 330 LH—Warner (Tus) 40.5, 2. Strauss (MV) 40.6, 3. McLaughlin (SA) 40.6, 4. Hatcher (EM) 40.7; 440 relay—Santa Ana Valley 44.8 (meet record, old 45.3, S.A. Valley and Santa Ana), 2. Santa Ana 45.0, 3. Orange 45.3; Mile relay—Santa Ana 3:32.2 (meet record, old 3:35.1, Canyon), 2. Anaheim 3:33.3, 3. El Modena 3:35.0.
High jump—Rosenthal (ED) 6-0 (ties meet record), 2. Stevens (Tus) 6-0, 3. Spera (Tus) 6-0; Pole vault—Timmons (Sad) 12-0; Long jump—Berger (Can) 21-5 1/4, 2. Parker (MV) 20-4 1/2, 3. Villaverde (BP) 20-0 1/4, Triple jump—Brummelt (HB) 41-8, 2. Gouridine (ET) 41-2 1/2, 3. Williams (EM) 40-10 1/2, 4. Wong (Tus) 40-6 1/2, 5. Melander (VP) 40-4 1/2, 6. Spera (Tus) 40-2 1/2; Shot—Bieller (VP) 53-5 1/2, 2. D. Reyes (SA) 52-2 1/4, 4. Paige (SAV) 51-10 1/4; Discus—Ballister (Foot) 134-11, 2. Bieller (VP) 134-2.
TEAM SCORES: Mission Viejo 50, Tustin 41, Foothill, Santa Ana Valley and El Modena 38, Villa Park 35, Santa Ana 34, Anaheim 21, Pacifica and Huntington Beach 20, El Dorado 19, Canyon, Saddleback and El Toro 16, Orange 15, University 14, BMUENA Park and Rancho Alamitos 13, Magnolia 12, La Quinta 8, Troy 7, Sunny Hills 5, Esperanza 4, Costa Mesa 1.

April 30, Long Beach: Metropolitan Conf.

/Vern Gambetta/

At Long Beach
100—1. Jenkins (LB), 9.6; 2. Read (P), 9.7; 3. Turner (EC), 9.8; 4. Madrey (B), 9.8. 220—1. Perry (ELA), 21.2; 2. Turner (EC), 21.5; 3. Jenkins (LB), 21.6; 4. Schaeffer (EC), 21.7. 5. Clash (P), 21.8. 6. Filippin (LB), 22.0. 440—1. Griffith (LB), 49.0; 4. Smith (P), 49.4. 880—1. Donohue (P), 1:52.1; 2. Jones (B), 1:52.7; 3. Heryn (EC), 1:54.8; 4. Johnson (EC), 1:56.5. MILE—1. Nance (P), 4:15.8; 2. Loucero (B), 4:16.5; 3. Seeker (P), 4:17.0. THREE MILE—1. Cal (V), 14:32.0; 2. Seeker (P), 14:32.0. 120HH—1. Mince (B), 14.2; 2. Broom (B), 14.5; 3. Rudd (P), 14.5. 4. Gilliam (LB), 14.7. 440IH—1. Rudd (P), 51.3; 2. Sheffield (ELA), 53.1; 3. Mince (B), 53.3; 4. Pratt (B), 54.5.

440 RELAY—1. East LA, 41.5; 2. Bakersfield, 41.7; 3. Pasadena 42.0; 4. Pierce, 42.9. MILE RELAY—1. Pasadena, 3:17.0; 2. Bakers-

At Mt. San Antonio
100 METERS—1. Parrell (Santa Ana), 10.3; 2. Martin (Orange Coast), 10.5; 3. Bernsten (F), 10.6; 4. Desmet (OC), 10.6. 200—1. Parrell (SA), 21.5; 2. Desmet (OC), 22.0. 400—1. Riggins (G), 47.9; 2. Davis (Mt. Sac), 48.4; 3. Gillette (C), 48.6; 4. Deason (SA), 48.7; 5. Miles (SDM), 49.4. 3. Powell (C), 1:52.8; 4. Wingard (F), 1:53.5; 5. Tyler (Mt. Sac), 1:53.8. 1,500—1. Pfeffer (G), 3:48.5; 2. Hattersley (G), 3:50.6; 3. Saavedra (F), 3:50.8; 4. Cendelas (F), 3:53.7; 4. McLearn (SA), 3:55.9; 6. Gallagher (F), 3:58.3. STEEPLECHASE—1. Wilson (G), 9:32.6; 2. Whitthaver (SA), 9:40.2; 3. Fessenden (F), 9:45.2. 5,000—1. Pfeffer (G), 14:46.4; 2. Saavedra (F), 15:06.8; 3. Prine (SDM), 15:22.4. 1100H—1. Hall (Mt. Sac), 14.1; 400IH—1. Summers (Mt. Sac), 52.9; 2. Ashman (Mt. Sac), 53.0; 3. Evins (G), 53-1; 4. Bingham (F), 54-2; 5. Greene (Mt. Sac), 54-6; 6. Braga (OC), 54-6.

400 RELAY—1. Orange Coast, 41.9; 2. Mt. San Antonio, 42.1; 3. Fullerton, 42.2; 4. SD Mesa, 42.3. MILE RELAY—1. Grossmont, 3:17.5; 2. Santa Ana, 3:17.5; 3. Mt. San Antonio, 3:20.1; 4. SD Mesa, 3:22.6. HJ—1. Maxham (F), 6-8 3/4; 2. tie between George (Mt. Sac) and Conner (OC), 6-6 3/4. PV—1.

100—1. Howard (Cal St. Northridge), 10.9; 2. Ashford (UCLA), 11.0; Butler (UCLA), 11.0. 220—1. Howard (CSN), 24.4; 2. Butler (UCLA), 24.5; 3. Kummer (UCLA), 24.6. 440—1. B. Moore (CP SLO), 24.6; 2. Prator (CSN), 24.6; 3. Nate (CSN), 24.6. 880—1. Rooda (CP SLO), 2:15.6; 2. Scatena (CSN), 2:19.9; 3. Biller (USC), 2:21.0.

MILE—1. Kinsey (CSN), 4:58.2

BOYS Class A

440 relay — 1. Edison (McCreary, Bradley, Haynes, James) 42.9; 2. Fresno 43.2; 3. Hoover 44.6.
880 — 1. Ketter, F. 1:59.4; 2. Peterson, B. 1:59.9; 3. Little, H. 2:00.7.
100 — 1. James, E. 9.8; 2. Kemp, F. 9.9; 3. Watkin, R. 10.1.

120 HH — 1. A. Washington, F. 14.1; 2. Watkin, R. 14.2; 3. Jones, R. 14.8.
2 mile — 1. Weber, B. 9:35.9; 2. Ramos, R. 9:45.2; 3. Jacques, F. 10:02.6.

440 — 1. Jones, R. 51.3; 2. Rivera, F. 51.3; 3. Fariior, B. 52.7.
220 — 1. Kemp, F. 22.4; 2. Keyes, H. 22.7; 3. Medlock, E. 23.5.
330 LH — 1. Watkin, R. 38.4 (meet record); 2. Hutchin son, H. 39.4; 3. Lowe, M. 40.0.

Mile — 1. Weber, B. 4:31.0; 2. Ketter, F. 4:36.2; 3. McDonald, H. 4:37.0.
Mile relay — 1. Hoover (Stevenson, Adams, Hodge, Keyes) 3:27.7; 2. Fresno 3:28.5; 3. Edison 3:28.5.
Discus — 1. Eandler, H. 183.6; 2. McNaughton, H. 176-1; 3. Hickaby, F. 149-4 1/2.

PV — 1. Thornton, H. 14-0; 2. McKeever, H. 14-0; 3. Dendauw, R. 12-0.
LJ — 1. Alexander, R. 22-9 3/4; 2. Rodrigues, F. 22-9 1/2; 3. Walker, R. 21-11 1/4.

SP — 1. McNaughton, H. 59-3 1/2; 2. Eandler, H. 56-2; 3. Frazier, E. 49-10 1/4.
TJ — 1. Eddings, R. 46-4 1/2; 2. Alexander, R. 45-8; 3. Rodrigues, F. 44-11.

HJ — 1. Campbell, F. 6-3; 2. Ryan, E. 6-3; 3. Gooch, F. 6-3.
Team scoring — Fresno 146, Hoover 117, Roosevelt 110, Bullard 56 1/2, Edison 45, McLane 11 1/2.

Team scoring — Fresno 146, Hoover 117, Roosevelt 110, Bullard 56 1/2, Edison 45, McLane 11 1/2.

April 30, Walnut: South Coast Conf.

/Vern Gambetta/

At Mt. San Antonio
100 METERS—1. Parrell (Santa Ana), 10.3; 2. Martin (Orange Coast), 10.5; 3. Bernsten (F), 10.6; 4. Desmet (OC), 10.6. 200—1. Parrell (SA), 21.5; 2. Desmet (OC), 22.0. 400—1. Riggins (G), 47.9; 2. Davis (Mt. Sac), 48.4; 3. Gillette (C), 48.6; 4. Deason (SA), 48.7; 5. Miles (SDM), 49.4. 3. Powell (C), 1:52.8; 4. Wingard (F), 1:53.5; 5. Tyler (Mt. Sac), 1:53.8. 1,500—1. Pfeffer (G), 3:48.5; 2. Hattersley (G), 3:50.6; 3. Saavedra (F), 3:50.8; 4. Cendelas (F), 3:53.7; 4. McLearn (SA), 3:55.9; 6. Gallagher (F), 3:58.3. STEEPLECHASE—1. Wilson (G), 9:32.6; 2. Whitthaver (SA), 9:40.2; 3. Fessenden (F), 9:45.2. 5,000—1. Pfeffer (G), 14:46.4; 2. Saavedra (F), 15:06.8; 3. Prine (SDM), 15:22.4. 1100H—1. Hall (Mt. Sac), 14.1; 400IH—1. Summers (Mt. Sac), 52.9; 2. Ashman (Mt. Sac), 53.0; 3. Evins (G), 53-1; 4. Bingham (F), 54-2; 5. Greene (Mt. Sac), 54-6; 6. Braga (OC), 54-6.

400 RELAY—1. Orange Coast, 41.9; 2. Mt. San Antonio, 42.1; 3. Fullerton, 42.2; 4. SD Mesa, 42.3. MILE RELAY—1. Grossmont, 3:17.5; 2. Santa Ana, 3:17.5; 3. Mt. San Antonio, 3:20.1; 4. SD Mesa, 3:22.6. HJ—1. Maxham (F), 6-8 3/4; 2. tie between George (Mt. Sac) and Conner (OC), 6-6 3/4. PV—1.

100—1. Howard (Cal St. Northridge), 10.9; 2. Ashford (UCLA), 11.0; Butler (UCLA), 11.0. 220—1. Howard (CSN), 24.4; 2. Butler (UCLA), 24.5; 3. Kummer (UCLA), 24.6. 440—1. B. Moore (CP SLO), 24.6; 2. Prator (CSN), 24.6; 3. Nate (CSN), 24.6. 880—1. Rooda (CP SLO), 2:15.6; 2. Scatena (CSN), 2:19.9; 3. Biller (USC), 2:21.0.

MILE—1. Kinsey (CSN), 4:58.2

MILE—1. Kinsey (CSN), 4:58.2

MILE—1. Kinsey (CSN), 4:58.2

Joseph (H), 6-6. PV—Beckmiller (C), 15-1 1/2. LJ—1. Taylor (H), 23-8 3/4; 2. Cole (H), 23-6 1/2; 3. Banks (LACC), 23-3 3/4. TJ—1. Joseph (H), 49-6 1/2; 2. Taylor (H), 49-5 1/2; 3. Smith (H), 48-8 1/2. SP—1. Smith (H), 50-10 1/2; 2. Gasway (GW), 50-5 1/2. DT—1. Smith (H), 154-7; 2. McIntyre (SWLA), 146-8. JT—1. Tuey (GW), 184-7.

TEAM SCORES—Harbor 231, Southwest LA 85, LACC 82, Cypress 44, Golden West 36, Rio Hondo 31, Santa Monica 16.

April 30, San Diego: Mission Conference

/Vern Gambetta/

At Balboa Stadium

100 METERS—1. Carter (Cit), 10.5; 2. Ewell (R), 10.8; 3. Daniels (Cit), 10.8. 200—1. Carter (Cit), 21.5; 2. Ewell (R), 21.9; 3. Reinholdt (P), 22.0. 440—1. Duplessis (Cit), 48.2; Reinholdt (P), 48.6; 3. Mason (R), 48.9; 4. Blork (P), 49.3; 5. Sylvester (R), 49.4. 800—1. Eaton (Saddleback), 1:52.5; 2. Kleinsasser (Cit), 1:53.5; 3. Sharp (Cit), 1:54.2; 4. Wright (Cit), 1:54.3; 5. Cook (S), 1:54.3. 1,500—1. Colley (SB), 3:56.4; 2. S. Burch (SD), 4:00.2; 3. Elliot (SW), 4:02.0. 5,000—1. Colley (SB), 15:02.9; 2. R. Burch (SD), 15:17.9; 3. S. Burch (SD), 15:18.1. 1100H—1. Kennedy (P), 14.3; 2. Young (SW), 14.3; 3. Osterberg (P), 14.7; 440IH—1. Kennedy (P), 54.1; 2. Young (SW), 53.7; 3. McCurdy (SW), 53.7. STEEPLECHASE—1. Masthead (SB), 9:22.1; 2. Laird (P), 9:30.5. 400 RELAY—1. Citrus, 42.1; 2. Palomar, 42.6; 3. Riverside, 42.7. MILE RELAY—1. Citrus, 3:20.3; 2. Palomar, 3:21.2; 3. Saddleback, 3:23.6.

HJ—Young (SW), 6-6. PV—1. Brooks (Ch), 14-6; 2. Passamonte (SW), 14-6. LJ—1. Carter (Cit), 24-9; 2. Simpson (S); 23-7; 3. Jennings (Ch), 23-5. TJ—1. Hill (Cit), 47-3; 2. Ward (R), 46-10 1/2. SP—Valasquez (Cit), 50-3. DT—1. Harchbar (R), 146-8; 2. Goriz (S), 146-0. JT—1. Sarklissian (Cit), 200-5; 2. Davis (P), 187-7 1/2; 3. Funderberk (R), 183-3.

TEAM SCORES—Citrus 153, Palomar 100, Riverside 78, Southwestern 59, Saddleback 52, San Diego 47, San Bernardino 37, Chaffey 32.

April 30 Southern Cal Intercollegiate Conf.

100—1. Howard (Cal St. Northridge), 10.9; 2. Ashford (UCLA), 11.0; Butler (UCLA), 11.0. 220—1. Howard (CSN), 24.4; 2. Butler (UCLA), 24.5; 3. Kummer (UCLA), 24.6. 440—1. B. Moore (CP SLO), 24.6; 2. Prator (CSN), 24.6; 3. Nate (CSN), 24.6. 880—1. Rooda (CP SLO), 2:15.6; 2. Scatena (CSN), 2:19.9; 3. Biller (USC), 2:21.0.

MILE—1. Kinsey (CSN), 4:58.2

Payne (Foot), 34-2; Duncan (Red.), 34-2.
 Mile relay — Foothill, 4:04.5; North, 4:09.3; Madera, 4:10.3.
 HJ — Towery (High.), 4-4 1/2 (meet record, old record 5-4 1/4 by V. J. S. North, 1975); Kaizer (North), 3-5 1/2 (Hoov.), 5-2.
 LJ — Babcock (Edis.), 18-1 1/2 (meet record, old record 16-4 1/2 by Vaughan, Edison, 1975); Haynes (Mad.), 17-9; McIntyre (Mt. Whit.), 17-1 1/4.
 Team scores: Bakersfield 29, Foothill 27, Edison 23, Mt. Whitney 20, South 20, North 18, Madera 18, Wood 7, Hoover 7, Delano 6, and 6, East 2, Burroughs 2.

April 30, Mission Viejo HS: Orange County Champs.

/Ted Brazil/

(at Mission Viejo High)
 100: 1. L. Castellanos (Troy) 10.1, 2. S. Castellanos (Troy) 10.1, 3. Stelson (Tus) 10.3, 4. Martin (VP) 10.4, 5. Kruthers (SC) 10.5, 6. Woods (SC) 10.5.
 220: 1. Carlross (Sad) 22.6, 2. L. Castellanos (Troy) 22.7, 3. Nash (Esp) 22.7, 4. Slodola (Esp) 22.8, 5. Martin (VP) 22.8, 6. Kruthers (SC) 23.0.
 440: 1. Carlross (Sad) 49.7 (ties meet record, Bob Bradford, University, 1973), 2. Flesner (VP) 49.8, 3. Buskirk (Cam) 50.5, 4. McCarr (BP) 50.6, 5. Stanley (Foot) 50.8, 6. Ray (Tus) 51.0.
 880: 1. Kammer (Sad) 1:56.0 (ties meet record, Steve Moraga, Santa Ana, 1974), 2. Besaw (RA) 1:56.9, 3. Johnson (SH) 1:58.2, 4. Mulligan (ET) 2:00.4, 5. Boegeman (Foot) 2:01.1, 6. Vasquez (Mag) 2:01.9.
 Mile: 1. Adamaitis (SC) 4:21.1, 2. Meinig (LQ) 4:21.6, 3. Ryan (SH) 4:22.3, 4. Saucado (Esp) 4:26.5, 5. Carrillo (SA) 4:29.2, 6. Reley (VP) 4:38.9.
 2-mile: 1. Money (EM) 9:29.0, 2. Dauncey (Org) 9:31.0, 3. Walterhouse (MV) 9:39.2, 4. Tom Becker (RA) 9:41.1, 5. Tim Becker (RA) 9:46.4, 6. Westfall (VP) 9:49.0.
 120 NH: 1. Carey (Ana) 14.8, 2. Holman (SAV) 14.9, 3. Danduran (HB) 15.0, 4. Harrison (Can) 15.1, 5. Dasch (VP) 15.5, 6. Sanderson (VP) 15.5.
 330 LH: 1. King (Troy) 38.7, 2. Apperson (Sad) 38.9, 3. Turner (BP) 39.0, 4. Chesnut (SC) 39.4, 5. Ray (VP) 39.4, 6. Fisk (VP) 39.9.
 440 relay: 1. Saddleback 43.6, 2. Newport Harbor 43.6, 3. Esperanza 43.9, 4. San Clemente 44.1, 5. Villa Park 44.2, 6. El Modena 44.6.
 Mile relay: 1. Newport Harbor (Humm) 49.7, 2. Harrison 51.2, 3. Corum 51.2, 4. Foley 49.7, 3:21.8 (meet record, old 3:24.8, Santa Ana, 1973), 2. Villa Park 3:24.9, 3. Flesner 49.7), 3. Saddleback 3:25.3, 4. Carlross 50.4, 4. Tustin 3:29.8, 5. La Quinta 3:30.6, 6. Santa Ana 3:32.4.
 High jump: 1. Gersten (Univ) 6-5, 2. DeLapp (Sad) 6-3, 3. B. Brown (SA) 6-3, 4. Conrad (MV) 6-3, 5. Marshall (Foot) 6-3, 6. Griffith (LQ) 6-0.
 Pole vault: 1. Kinnison (EM) 13-6, 2. Gilbert (ED) 13-0, 3. Shade (Foot) 12-6, 4. John Sidler (VP) 12-6, 5. Rafferty (SAV) 12-6, 6. Lopez-Allgeria (MV) 12-0.
 Long jump: 1. Smock (Org) 21-1 1/2, 2. Harrison (Can) 20-11 1/4, 3. Asami (SH) 20-9, 4. Woods (SC) 20-7, 5. BenBen (VP) 20-5 1/4, 6. Brackett (Sad) 20-4.
 Triple jump: 1. Werner (EM) 41-1 1/4, 2. R. Brown (Sad) 43-3 1/4, 3. Kelly (Tus) 42-5 1/4, 4. B. Rees (EM) 42-1 3/4, 5. Wood (SC) 42-0 1/2, 6. Holman (SAV) 41-5.
 Shot: 1. Watson (SAV) 58-2, 2. Harper (SC) 57-1 1/2, 3. Titensor (BG) 52-8 1/4, 4. Polley (SH) 53-5, 5. DeForrest (Kat) 52-8 1/2, 6. Easley (SAV) 52-0.
 Discus: 1. Sheppard (Kat) 167-8, 2. Corbett (ED) 163-0, 3. Bailey (VP) 160-1, 4. Holden (Cam) 156-7, 5. Noble (Sad) 152-6, 6. Venegas (EM) 150-3.

April 23, San Mateo: N. Cal Relays.

/Chuck Skow/

At College of San Mateo
 440 Int. hurdles—1. Nelson (SJCC) 53.7, 2. Worth (Reedley) 55.7, 3. Verdugo (Fresno) 55.8.
 100 yards—1. Williams (Delta) 9.7, 2. Corker (Chabot) 9.8, 3. Hill (Foothill) 9.9.
 6 mile—1. Arroua (Modesto) 31:45.0, 2. Weed (ARJC) 31:56.0; Herrick (Sacramento) 32:06.2.
 Shot put—1. Santiago (ARJC) 55-11 1/2; 2. Greco (SJCC) 53-5 3/4; 3. Foster (DeAnza) 50-10.
 Long jump—1. McRae (Chabot) 23-3; 2. Johnson (Fresno) 23-0 3/4; 3. Richardson (SRJC) 22-5.
 Javelin—1. Walker (Chabot) 209-3; 2. Nolan (SJCC) 197-2; 3. Mitchell (DeAnza) 182-10.
 High jump—1. Oliver (Alameda) 6-10; 2. Wiley (CCSF) 6-8; 3. Tavis (Sacramento) 6-8.
 Pole vault—1. Oravetz (WV) 15-6; 2. Kizotte (Foothill) 15-0; 3. Lawry (SRJC) and Searle (WV) 15-0.
 Discus—1.1. Santiago (ARJC) 167-4; 2. Moore (SJCC) 165-8; 3. Dozier (CCSF) 153-6.
 Triple jump—1. Marlow (Consummes River) 49-9 1/4; 2. McRae (Chabot) 47-11 1/2; 3. Wasson (Delta) 47-9 1/4.
 440 relay—1. Contra Costa (Brown, Overstreet, Evans, Crittenden) 41.8; 2. Santa Rosa 42.1; 3. Chabot 42.1.
 880 relay—1. CCSF (Lewis, Winter, Ward, Linnell) 1:28.4; 2. San Jose CC 1:28.9; 3. Fresno-CC 1:29.2.
 Mile relay—1. Santa Rosa (Moret, Gomes, Batton, DeDora) 47.8; 3:16.8; 2. Merritt 3:18.0; 3. San Mateo 3:18.8.
 2 mile relay—1. San Jose CC (Ryan, Campbell, Markham, Jones) 7:51.6; 2. Chabot 7:56.8; 3. Fresno CC 7:58.4.
 4 mile relay—1. American River (Baudendistal, Ringo, Langford, Deis) 17:11.8; 2. Consummes River 18:29.6.

At Long Beach
 100—1. Jenkins (LB) 9.6; 2. Davis (P), 9.7; 3. Turner (EC), 9.8; 4. Madrey (B), 9.8. 220—1. Perry (ELA), 21.2; 2. Turner (EC), 21.5; 3. Jenkins (LB), 21.6; 4. Schaeffer (EC), 21.7. 5. Clash (P), 21.8. 6. Flippin (LB), 22.0. 440—1. A. (LB), 48.5; 2. Gresham (B), 48.7; 3. Griffith (LB), 49.0; 4. Smith (P), 49.4, 880—1. Donohue (P), 1:52.1; 2. Jones (B), 1:52.7; 3. Hery (EC), 1:54.8; 4. Johnson (EC), 1:56.5. MILE—1. Nance (V), 4:15.8; 2. Loucero (B), 4:16.5; 3. Seeker (B), 4:17.0. THREE MILE—1. Cal (V), 14:32.0; 2. Seeker (P), 14:32.0; 3. Mince (B), 14:32.0. 4. Broom (B), 14.5; 3. Rudd (P), 14.5. 4. Gilliam (LB), 14.7. 440H—1. Rudd (P), 51.3; 2. Sheffield (ELA), 53.1; 3. Mince (B), 53.3; 4. Pratt (B), 54.5.
 440 RELAY—1. East LA, 41.5; 2. Bakersfield, 41.7; 3. Pasadena, 42.0; 4. Pierce, 42.9. MILE RELAY—1. Pasadena, 3:17.0; 2. Bakersfield, 3:18.9; 3. El Camino, 3:19.4; 4. East LA, 3:19.5. HJ—1. Coleman (Pie), 6-10; 2. tie between Bane (V) and Hunt (EC), 6-8; 4. Broom (B), 6-8; 5. Henderson (B), 6-8. PV—1. Brown (EC), 6-10 3/4; 2. tie between Eskola (Pas) and Wilson (LB), 16-6; 4. Jokivartio (Pas), 15-6; 5. May (EC), 15-0; 6. Kwaman (V), 15-0. LJ—1. DeFrance (B), 23-10 1/4; 2. Perry (ELA), 23-8; 3. Adams (Pas), 23-7 1/2. TJ—1. DeFrance (B), 50-7 1/4; 2. A. Berry (EC), 50-3 1/2; 3. Halcomb (LB), 47-7 3/4; 4. E. Berry (EC), 47-3 3/4; 5. Amos (B), 47-1 1/2. SP—1. Fuller (LB), 51-4; 2. Hengglar (ED), 51-0 3/4; 3. Summers (Pas), 50-11 3/4; 4. Smith (EC), 50-4; 5. Popovich (Pas), 50-2 1/4. DT—1. Fuller (LB), 156-7; 2. Smith (EC), 152-2. JT—1. Keeling (EC), 213-2; 2. Cain (ELA), 212-6; 3. Ward (LB), 201-4; 4. Conze (EC), 183-6; 5. Lee (Pas), 180-11.
 TEAM SCORES—Bakersfield 120, El Camino 114, Pasadena 91, Long Beach 87, East LA 48, Valley 43, Pierce 27.

April 30, Fresno: H.S. City Meet.

GIRLS Class A
 80 LH — 1. Frazier, E, 11.5 (meet record); 2. Wade, M, 12.0; 3. Schwabenland, F, 12.4.
 440 relay — 1. Edison (Hackett, Wright, Tanner, Yates) 49.6 (meet record); 2. Bullard 50.7; Hoover 51.2. 120 — 1. Kennedy, B, 13.2; 2. Yates, E, 13.2; 3. Wright, E, 13.2.
 440 — 1. Tanner, E, 60.3 (meet record); 2. Federick, B, 63.6; 3. LaCroix, B, 63.6.
 220 — 1. Yates, E, 26.1; 2. Wright, E, 26.2; 3. Hackett, 26.3.
 Mile — 1. Reynaga, F, 5:57.4 (meet record, new event); 2. Morse, B, 6:13.0; 3. Bandy, B, 6:13.7.
 Mile relay — 1. Edison (Yates, Babcock, Smith, Tanner) 4:09.7 (meet record, new event); 2. Bullard 4:18.9; 3. Hoover 4:25.5.
 SP — 1. Woods, H, 34.4; 2. Brewer, H, 31.7; 3. Wade, M, 28.11.
 HJ — 1. Hoskins, H, 5-1 (meet record); 2. Babcock, E, 5-1; 3. Frazier, E, 5-0.
 LJ — 1. Babcock, E, 17-10 1/2 (meet record); 2. Wright, E, 17-10; 3. Wigim, H, 16-10 1/2.
 Discus — 1. Brewer, H, 118-2; 2. Dees, B, 94-4; 3. Wade, M, 93.3.
 Team scoring — Edison 124, Bullard 82 1/2, Hoover 80, Fresno 52, McLane 23 1/2.

Miles (Wing), 49.4. 3. Powell (C), 1:52.8; 4. Wingard (F), 1:53.5; 5. Tyler (Mt. Sac), 1:53.8. 1,500—1. Pfeiffer (G), 3:48.5; 2. Hattersley (G), 3:50.6; 3. Saavedra (F), 3:50.8; 4. Cendelas (F), 3:53.7; 4. McLearn (SA), 3:55.9; 6. Gallagher (F), 3:58.3. STEEP CHASE—1. Wilson (G), 9:32.6; 2. Whitthaver (SA), 9:40.2; 3. Fessenden (F), 9:45.2. 5,000—1. Pfeiffer (G), 14:46.4; 2. Saavedra (F), 15:06.8; 3. Prine (SDM), 15:22.4. 110H—1. Hall (Mt. Sac), 14.1; 400H—1. Summers (Mt. Sac), 52.9; 2. Ashman (Mt. Sac), 53.0; 3. Evin (G), 53-1; 4. Bingham (F), 54-2; 5. Greene (Mt. Sac), 54.4; 6. Braga (OC), 54.6.
 400 RELAY—1. Orange Coast, 41.9; 2. Mt. San Antonio, 42.1; 3. Fullerton, 42.2; 4. SD Mesa, 42.3. MILE RELAY—1. Grossmont, 3:17.5; 2. Santa Ana, 3:17.5; 3. Mt. San Antonio, 3:20.1; 4. SD Mesa, 3:22.6. HJ—1. Maxham (F), 6-8 3/4; 2. tie between George (Mt. Sac) and Conner (OC), 6-6 3/4. PV—1. Turner (F), 14-7; 2. Myatt (SDM), 14-7. LJ—1. Tolbert (G), 23-10; 2. Comisso (SA), 23-6w; 3. Armour (SDM), 23-5w. TJ—1. Clingan (C), 47-8 1/2; 2. Tolbert (G), 47-3 1/4; 3. Miles (SDM), 45-9. SP—1. Gordien (Mt. Sac), 54-11 1/2; 2. Hampton (G), 54-1 1/4; 3. Barrows (G), 53-6; 4. Brown (F), 53-4 3/4; 5. Paxton (SDM), 53-4 1/2; 6. Baughman (G), 53-4. DT—1. Brown (F), 193-2. 2. Gordien (Mt. Sac), 182-0; 3. Baughman (F), 173-11; 4. Binley (OC), 159-11; 5. Kells (F), 157-1; 6. Paxton (SDM), 148-0; 7. Estrada (SDM), 148-0. JT—1. Booth (Mt. Sac), 206-11; 2. McCarthy (OC), 191-10; 3. Johnson (Mt. Sac), 189-11; 4. Cook (F), 186-11; 5. Barnett (F), 183-4; 6. Salsberry (G), 182-11.
 TEAM SCORES—Grossmont 123, Fullerton 113, Mt. San Antonio 107 1/2, Orange Coast 66, Santa Ana and SD Mesa 61, Cerritos 26 1/2.

April 30, Golden Wst. S. Cal Conference

/Vern Gambetta/

At Golden West
 100—1. Cole (H), 9.6 (wind 2.9 mph); 2. Banks (LACC), 9.9; 3. Jackson (H), 10.0; 4. Cooper (H), 10.0; 5. Hurl (H), 10.0. 220—1. Jackson (H), 21.7; 2. Taylor (SWLA), 22.0; 3. Banks (LACC), 22.1; 4. Hurl (H), 22.1; 5. Williams (SWLA), 22.1. 440—1. Taylor (SWLA), 48.2; 2. G. Williams (SWLA), 48.4; 3. McZeal (SWLA), 48.6; 4. Ladson (LACC), 49.3; 5. Williams (LACC), 49.6. 880—1. Woods (H), 1:54.2; 2. Taylor (H), 1:55.5; 3. Neal (LACC), 1:56.6; 4. Allen (H), 1:56.8; 5. Vines (SWLA), 1:57.6. MILE—1. Simonian (LACC), 4:10.9; 2. Reed (SM), 4:17.6. THREE MILE—Simonian (LACC), 14:33.5.
 120H—1. Loveless (H), 14.9; 2. B. Terner (H), 15.0; 3. Easter (H), 15.1. 440H—1. B. Turner (H), 54.0; 2. Easter (H), 54.4; 3. Baines (SWLA), 54.9; 4. Sundry (LACC), 55.0; 5. Copland (GW), 55.8. 400 RELAY—1. Harbor, 41.6; 2. LACC, 42.4; 3. Southwest LA, 42.4; MILE RELAY—1. Harbor, 3:20.0; 2. LACC, 3:21.3; 3. Cypress, 3:23.8; 4. Southwest, 3:24.4; 5. Santa Monica, 3:25.1. HJ—1. Williams (LACC), 6-8; 2. Givens (H), 6-6; 3.

TEAM SCORES—Chico 153, Palomar 100, Riverside 78, Southwestern 59, Saddleback 52, San Diego 47, San Bernardino 37, Chaffey 32.

April 30 Southern Cal Intercollegiate Conf.

100—1. Howard (Cal St. Northridge), 10.9; 2. Ashford (UCLA), 11.0; Butler (UCLA), 11.0. 220—1. Howard (CSN), 24.4; 2. Butler (UCLA), 24.5; 3. Kummer (UCLA), 24.6. 440—1. B. Moore (CP SLO), 58.4; 2. Prator (CSN), 58.6; 3. Nafe (CSN), 59.2. 880—1. Rooda (CP SLO), 2:15.6; 2. Scatena (CSN), 2:19.9; 3. Biller (USC), 2:21.0.
 MILE—1. Kinsey (CSN), 4:56.9; 2. Chisum (UCLA), 5:01.3; 3. Byington (USC), 5:19.7. TWO MILE—1. Coffman (CSN), 12:00.0; 2. Hallie (Long Beach St.), 12:47.7; 3. Copley (USCB), 13:08.0. 100-METER HURDLES—1. Hightower (C.P. Pomona), 15.7; 2. Loui (USC), 15.8; 3. Bombach (USC), 16.9. 400 HURDLES—1. Hopper (CSLA), 1:01.4; 2. Hightower (CPP), 1:04.6; 3. Nichwes (San Diego St.), 1:04.7.
 440 RELAY—1. Cal St. LA, 47.2; 2. Cal Poly SLO, 48.7; 3. CS Northridge, 49.0. MILE RELAY—1. Cal St. LA, 3:52.5; 2. San Diego St., 4:04.1; 3. Cal Poly SLO, 4:05.4. MEDLEY RELAY—1. UCLA, 1:49.9; 2. San Diego St., 1:50.8; 3. USC, 1:50.9. TWO MILE RELAY—1. Cal St. Northridge, 9:40.0; 2. UCSB, 10:24.3; 3. San Diego St., 10:29.7. HJ—1. Gilbert (UCLA), 5-4; 2. Simon (LBS), 5-4; 3. Conners (SDS), 5-2. LJ—1. Betts (CSLA), 19-9 3/4; 2. Kummer (UCLA), 18-5 1/2; 3. Tolbert (USC), 17-2 1/4. SP—1. Turner (USC), 38-8; 2. Morgan (USC), 37-10; 3. Vogalsang (UCLA), 36-10. DT—1. Turner (USC), 142-10; 2. Vogalsang (UCLA), 133-1; 3. Brown (LBS), 124-5. JT—1. Smith (UCLA), 187-7; 2. Deitrich (SDS), 142-3; 3. Jepsen (USC), 137-1.
 TEAM SCORES—Cal St. Northridge 101, UCLA and USC 96, San Diego State 68, Cal St. Los Angeles 48.

May 1, Campbell: Golden Gate Conference.

/Darrel Cox/

At West Valley College
 440 relay — 1. San Jose (Berry, Hampton, Douglas, Fincher) 41.0 (GCC meet record); 2. Chabot 42.0; 3. San Francisco 42.2; 4. Diablo Valley 42.3; 5. West Valley 42.4.
 100m — 1. Hampton (SJ) 10.3 (establishes meet record); 2. Corker (C) 10.4; 3. Hill (F) 10.6; 4. Douglas (SJ) 10.6; 5. Berry (SJ) 10.6; 6. Linnell (SF) 10.7.
 200m — 1. Hampton (SJ) 20.4 (establishes meet record); 2. Corker (C) 21.0; 3. Hill (F) 21.0; 4. Douglas (SJ) 21.4; 5. Berry (SJ) 21.5; 6. Oravillo (F) 21.6.

400m — 1. Foulke (SM) 49.0; 2. Brown (DV) 49.3; 3. Tyrrell (WV) 49.3; 4. Dangerfield (L) 49.3; 5. Milligan (SJ) 49.4; 6. Gustavson (SM) 49.9.

800m — 1. Lewis (L) 1:53.0; 2. Jones (SJ) 1:53.1; 3. Marcheschi (C) 1:53.9; 4. Haniger (WV) 1:54.5; 5. Carroll (F) 1:54.6; 6. Riley (DV) 1:55.0.

1,500m — 1. Ryan (SJ) 3:55.5 (establishes meet record); 2. Kennedy (DA) 3:57.5; 3. Belfencourt (SJ) 3:58.2; 4. Tatum (WV) 3:58.4; 5. Baker (WV) 3:59.3; 6. Bartasi (SJ) 3:59.6.

5,000m — 1. Fritzsche (WV) 14:40.4 (establishes meet record); 2. Eger (DA) 14:51.8; 3. Kingery (SM) 14:56.0; 4. Emry (DV) 14:57.0; 5. Montenegro (SJ) 15:09.8; 6. Kennedy (DA) 15:30.4.

110m HH — 1. Monroy (SJ) 14.3; 2. Nelson (SJ) 14.9; 3. Veatch (C) 14.9; 4. Bennett (L) 14.9; 5. Jackson (C) 15.0; 6. Remus (WV) 15.0.

400m IH — 1. Nelson (SJ) 53.6; 2. Shellworth (F) 54.4; 3. Anderson (SM) 55.3; 4. Wilson (WV) 55.6; 5. Johnson (SJ) 55.7; 6. Wigton (DA) 56.5.

3,000m steeplechase — 1. Høglund (SJ) 9:33.6; 2. James (SJ) 9:34.6; 3. Hull (SM) 9:39.0; 4. Niedrauer (WV) 9:41.4; 5. Sauer (DV) 9:53.2; 6. Harris (F) 9:54.0.

Mile relay — 1. San Jose (Flack, Jones, Milligan, Hampton) 3:16.4; 2. San Mateo 3:19.1; 3. Chabot 3:19.3; 4. Diablo Valley 3:19.5; 5. West Valley 3:19.8; 6. Laney 3:23.9.

HJ — Wiley (SF) 6-9; 2. Turner (SF) 6-7; 3. (tie) Littleboy (F), Picarella (C) both 6-5; 5. (tie) Allen (SJ), Porche (DV), Pecota (DA), Ward (SF) all 6-5.

PV — 1. Dixon (F) 15-6; 2. Searle (WV) 15-6; 3. Lizotte (F) 15-0; 4. Oravelz (WV) 15-0; 5. Stevenson (SM) 14-8; 6. (tie) Gervasi (SJ), Snook (C) both 14-8.

LJ — 1. Dangerfield (L) 23-8¹/₄; 2. Canfield (C) 23-1; 3. McRae (C) 23-0; 4. Tate (SJ) 22-6¹/₂; 5. Bertoli (DA) 22-6; 6. Tleimat (DV) 22-4¹/₂.

TJ — 1. McRae (C) 49-3³/₄; 2. Scott (F) 49-1²/₂; 3. Jackson (C) 48-4; 4. Havnes (SF) 48-3³/₄; 5. Roias (SJ) 47-3¹/₂; 6. Willis (WV) 47-1³/₄.

SP — 1. Greco (SJ) 52-8; 2. Bersano (WV) 51-4; 3. Foster (DA) 48-10¹/₄; 4. Gough (DA) 47-9; 5. Rossini (F) 45-11¹/₄; 6. Robinson (C) 45-10.

DT — 1. Moore (SJ) 160-8; 2. Bersano (WV) 157-2; 3. Humphreys (DA) 148-9; 4. Gurrisi (C) 147-8; 5. Gough (DA) 147-1; 6. Green (F) 141-7.

Jav. — 1. Walker (C) 219-9 (GGC meet record); 2. Nolan (SJ) 187-8; 3. Pavacich (SJ) 182-10; 4. Hatfield (F) 181-0; 5. Mitchell (DA) 179-3; 6. Robinson (F) 178-9.

Conference Meet Team Scores

Final GGC ranking in parentheses

1. San Jose 170 (1st, 16 points); 2. Chabot 94 (2nd, 13¹/₂); 3. West Valley 68 (3rd, 12¹/₂); 4. Hill 61 (4th, 10); 5. De Anza 40³/₄ (5th, 7¹/₄); 6. San Mateo 39 (tied 6th, 4); 7. San Francisco 29³/₄ (tied 6th, 4); 8. Laney 29 (9th, 1); 9. Diablo Valley 24³/₄ (8th, 3¹/₂).

* Key to team affiliation: SJ, San Jose; C, Chabot; WV, West Valley; F, Foothill; DA, De Anza; SM, San Mateo; SF, San Francisco; L, Laney; DV, Diablo Valley.

(meet record); 440 relay — Carver (Sims, Castell, Tucker, Wright) 54.5 (meet record); 220 — Tucker, Carver, 28.6 (meet record); 880 — Barber, Baird, 2:39.5; Mile — Gonzales, Firebaugh, 6:09.3 (meet record). 12-13

100 — Woods, Ivy, 11.9; 220 — Ireland, Irwin, 27.2; 440 — Geary, Yosemite, 1:03.9; 440 relay — Ivy (Woods, Harris, White, Wharry) 52.6 (meet record); 880 — Heaton, Clark, 2:30.7; Mile — Heaton, Clark, 5:45.8; 80 meter hurdles — Williams, Am. Union, 13.3 (meet record); Discus — Williams, Irwin, 86.3; Shot — Barnes, Clark, 37.9¹/₂; LJ — Muldrew, Hamilton, 17.0; HJ — House, Wawona, 4-11.14-15

100 — Edmunds, Sierra, 11.2; 220 — Edmunds, Sierra, 28.3; 440 — Albert, Ivy, 1:08.1; 100 meter hurdles — Gayle, Sierra, 16.2 (meet record); 440 relay — Irwin (Chambers, Strong, McArn, Neal) 51.6; Mile relay — Ahwahnee (Whitfield, Deale, Sullivan, Grieco) 4:28.6 (meet record); Shot — Chambers, Irwin, 33.3; 880 — Peterson, Awhanee, 2:38.6; Discus — Gann, Yosemite, 102.1¹/₂; HJ — Bolin, Cooper, 5.0; LJ — Satowski, Clark, 5:35.8 (meet record).

May 1, Taft: Taft Invitational.

VARSITY

2-mile—Carillo (Sh.), Meyer (Sh.), Keeley (Sh.); 10:12.4.

440 relay—Garces (Koelzer, Dennison, Smith, McCoy), Taft, Shafter; 44.8.

Distance medley—Shafter (Keeley, Lopez, Carillo, Meyer), Arvin; 11:16.0.

100—McCoy (Gar.), Smith (Gar.), tie between Koelzer (Gar.) and Hill (Taft); 10.1.

Sprint medley—Shafter (Williams, Delgado, Abair, White), Taft, Strathmore; 3:41.9.

330 LH—Lopez (Sh.), Delgado (Sh.), Koelzer (Gar.); 41.8.

Mile relay—Shafter (Williams, Lopez, Delgado, White), Taft; 3:33.0.

SP—Taft (Twitty, Wilson), Strathmore, McFarland; 89.4.

Discus—Taft (Twitty, Wilson), Strathmore, Strathmore; 249.7¹/₂.

TJ—Taft (Johnson Abney), Garces, Taft; 79.7.

OPV—Taft (Bramlett, Oliver), Strathmore; 23.0.

HJ—Garces (Binkley, Dennison), Taft; 11.8.

LJ—Taft (Johnson, Ricks), Strathmore, Garces; 27-10¹/₂.

Team scores: Taft 127, Shafter 84, Garces 69, Strathmore 58, McFarland 17, Arvin 8.

GIRLS

320 SH. Mudd.—Taft (Pritchett, Bagwell, McGee, L. Vohnout), Wasco, Taft; 52.3.

80 LH—Kobiska (Gar.), L. Vohnout (Taft), Bagwell (Taft); 11.8.

440 relay—Wasco (Roberts, Tapin, Harrison, Santiago), Taft; 52.5.

880—Maric (Gar.), Burns (Was.), Griffin (Taft); 2:26.0.

100—Roberts (Was.), K Vohnout (Taft), Tapin (Was.), 11.8.

Sprint medley—Taft (Lee, Wright, Harris, Garcia), Wasco; 2:02.9.

Mile—Cervantes (Cor.), Kent (Was.), Hurley (Taft); 5:51.1.

Class A — Hanford 154¹/₂; Clovis 65; Sanger 45; Lemoore 41; Redwood 35¹/₂; Corcoran 24; Sierra 20; Reedley 18, Selma 18; Coalinga 16; Wasco 15; Immanuel 13; Roosevelt 11; Fowler 10; Memorial 8; Washington 8; Kingsburg 6.

May 1, Pomona: SCIAC Champs.

/Ric Walker/

100—1. Smith (P), 9.9; 2. Burgess (R), 9.9; 3. Soukup (CA), 10.0. 220—Smith (P), 21.8; 2. Young (O), 21.9; 3. Soukup (CM), 22.5. 440—1. Young (O), 49.0; 2. Pinkney (CM), 49.6; 3. Tanner (O), 50.0. 880—1. Tarn (R), 1:53.0; 2. Taylor (PP), 1:53.5; 3. Ponce (O), 1:54.7. MILE—1. Tarn (R), 4:10.1; 2. Armstrong (PP), 4:14.5; 3. Bitterly (O), 4:17.8. THREE MILE—1. Armstrong (P), 14:45.4; 2. Harnett (PP), 14:47.2; 3. Kittelson (PP), 14:48.4. 1200H—1. Smith (PP), 14.2; 2. David (O), 14.6; 3. Brown (P), 15.1. 440IH—1. David (O), 57.0; 2. Reynolds (PP), 57.5; 3. Ertel (W), 57.6. STEEPLECHASE —1. Sweeney (O), 9:36.8; 2. Murrillo (PP), 10:00.4; 3. Cronin (CM), 10:10.0.

440 RELAY—1. Occidental, 42.9; 2. Claremont Mudd, 43.3; 3. Pomona Pitzer, 43.5. MILE RELAY—1. Occidental, 3:21.6; 2. Pomona Pitzer, 3:23.5; 3. Claremont Mudd, 3:30.9. HJ—1. Beaver (O), 6-8; 2. Williamson (O), 16-6; 3. Hightower (W), 6-4. PV—1. Bell (O), 14-6; 2. Buchanan (O), 13-6; 3. Overton (O), 13-6. LJ—1. Namikas (PP), 23-3¹/₂; 2. Singer (PP), 22-11¹/₄; 3. Hailey (CM), 22-5¹/₄. TJ—1. Namikas (PP), 48-7¹/₄; 2. San German (W), 47-8¹/₂; 3. Ray (PP), 45-0¹/₄. SP—1. Madison (O), 50-5; 2. Noble (O), 48-11¹/₂; 3. Scott (O), 47-9¹/₄. DT—1. Scott (O), 166-10; 2. Noble (O), 148-10; 3. Buchanan (O), 135-1. JT—1. tie between Orell (PP) and Jarvis (W), 226-11; 3. Davis (R), 193-7. HT—1. Saulter (PP), 119-6; 2. Harper (R), 177-4; 3. Richards on (W), 96-6.

TEAM SCORES—Occidental 106, Pomona Pitzer 102¹/₂, Claremont Mudd 34¹/₂, Redlands 30, Whittier 29, La Verne 1.

May 1, Westwood: USC vs UCLA.

/Vern Gambetta/

SHOT PUT—1. Budincich (USC), 63-5¹/₄; 2. Neidhart (UCLA), 61-10¹/₄; 3. Fruglietti (USC), 57-2¹/₄.

LONG JUMP—1. Banks (UCLA), 25-8¹/₂; 2. Hardeman (USC), 25-2¹/₂; 3. Herndon (UCLA), 24-3¹/₄.

400-METER RELAY—1. USC (Graybehl, Simmons, Randle, Gilkes), 39.3; 2. UCLA (Owens, Myles, Wilson, Johnson), 39.4.

JAVELIN—1. Helsby (USC), 230-7; 2. Tosti (UCLA), 207-6; 3. Deanna (UCLA), 205-2.

High Jump — Blount (Pacifica) 6-6, tie; Heiss (Oakland) and Montero (Carlmont) 6-4, McEhatton (San Rafael) 6-4, Lowe (Tamalpais) 6-4, Dunlap (Sonoma) 6-4.

Long Jump — Fernandez (Castro Valley) 22-8, Montero (Carlmont) 22-3¹/₄, Asha (Newato) 22-2, Austin (Vallejo) 21-11¹/₂, Morgan (El Cerrito) 21-5¹/₂, Maples (Carlmont) 21-4.

Pole Vault — Bradley (Carlmont) 13-6, Lantz (College Park) 13-6, Francisco (Mission San Jose) 13-6, Stanley (Montgomery) 13-0, Johnson (Vintage) 13-0, tie; Rice (Alameda) and Bradley (Carlmont) 13-0.

Triple Jump — Mellon (St. Mary's) 47-5¹/₂ (new meet record, old 47-4 by Reed, Kennedy-R, 1971), Johnson (Mt. Eden) 47-1, Durham (Oakland) 46-2, Francis (DeLaSalle) 44-11¹/₂, Robinson (Skyline) 44-5, Morgan (El Cerrito) 44-3¹/₄.

Sprint Medley — Tennyson (Burrell, Judy, Herbst, Smith) 3:34.1, Carlmont 3:34.2, Oakland 3:34.5, Pittsburg 3:34.7, Arroyo 3:34.7, Mt. Pleasant 3:35.3.

Mile Relay — Mt. Pleasant 3:23.9, Pittsburg 3:24.8, Tennyson 3:25.4, Skyline 3:26.2, Kennedy-R 3:27.1, Oakland 3:27.3.

Open 120 HH — Tyier (Balboa) 14.5, Reid (Mt. Pleasant) 14.5, Hill (Kennedy-R) 14.7, Koko (Sunset) 14.8, Lockhart (Pinole) 14.9, Amerson (Pacifica) 15.0.

Open 100 — Willis (Mission-SF) 9.6w, Cannon (Mt. Pleasant) 9.8, J. Burrell (Piner) 9.8, Trapps (Pittsburg) 9.9, Meriwether (Mt. Pleasant) 10.0, Frazier (Vallejo) 10.1.

880 Relay — Mt. Pleasant 1:20.7, Pittsburg 1:29.9, Balboa 1:30.3, Vallejo 1:31.8, El Cerrito 1:32.8, Kennedy-R 1:38.4.

440 Relay — Balboa 42.6, El Cerrito 43.5, Skyline 43.5, Kennedy-R 43.5, Castlemont 44.1, Carlmont 44.2.

Distance Medley — Redwood 10:24.6, Skyline 10:31.4, Mt. Pleasant 10:31.7, College Park 10:44.4, Vintage 10:47.0, Castro Valley 10:55.3.

280 Shuttle HH — Mt. Pleasant 35.2, Mission San Jose 35.3, Kennedy-R 35.5, El Cerrito 36.8, Alameda 37.3, Oakland 37.8.

Two Mile Relay — Oakland 8:06.5, Vintage 8:07.3, Mt. Pleasant 8:09.7, Skyline 8:12.8, Richmond 8:13.0, Mission San Jose 8:15.2.

GIRLS

Team Scores — Terra Linda 33, San Rafael 31, Tamalpais 28, Vallejo 21, Mt. Eden 19, Hogan 14, College Park 4, Kennedy-R 4, Encinal 4, Sonoma 4, San Marin 2, Harry Ells 2, Bishop O'Dowd 2, Pittsburg 2, Piner 1, Alameda 1.

Shot — Williams (Tamalpais) 36-9¹/₄, Pickett (Mt. Eden) 36-3, Warren (Sonoma) 34-10¹/₄, Gramota (Mt. Eden) 34-6, White (Pittsburg) 34-4¹/₄, Gregory (Encinal) 33-11¹/₄.

Discus — Hill (San Rafael) 111-3¹/₄, Mitchell (Terra Linda) 105-9¹/₄, Williams (Tamalpais) 104-0, Hillebrand (San Rafael) 103-5, Gregory (Encinal) 102-10, Reed (Alameda) 102-8.

440 Relay — Terra Linda 50.1, Vallejo 50.3, Hogan 50.4, San Rafael 50.4, Kennedy-R 50.4, Mt. Eden 50.9.

100 — Rapatz (San Rafael) 11.0, Dilworth (Vallejo) 11.2, Darnell (Redwood) 11.2, Kidd (Vallejo) 11.2, Washington (Bishop O'Dowd) 11.5, Tykshinski (Encinal) 11.6.

Mile Relay — Terra Linda 4:08.2, Tamalpais 4:11.6, San Rafael 4:15.0, Hogan 4:15.7, Mt. Eden 4:19.2, San Marin 4:20.9.

80 LH — Bass (Tamalpais) 11.2, Pickett (Mt. Eden) 11.3, Gainza (College Park) 11.4, Terrall (Vallejo) 11.5, Hayes (Harry Ells) 11.8, Olson (Piner) 12.2.

May 1: San Jose Bicentennial Invitational.

/Darrel Cox/

OPEN DIVISION

Hammer — 1. Bill Diehl (Ar.) 221-5; 2. Shoff (Army) 214-10; 3. McKee (WVTC) 206-4; 4. Congi (SJS) 173-5; Seranna (Army) 168-0. (Meet and stadium record, old meet record 199-7; old stadium 212-0).

10,000 Meters — 1. Jim Nuccio (WVTC) 30:36.2; 2. Elijah (Un.) 30:50.8; 3. Clark (WVTC) 30:52.0; 4. Prowell (SJS) 30:56.0; 5. Seaver (WVTC) 21:25.6. (Meet and stadium record, first running).

(WV) 157-2; 3. Humphreys (DA) 148-9; 4. Gurriss (C) 147-8; 5. Gough (DA) 147-1; 6. Green (F) 141-7.
 Jav. — 1. Walker (C) 219-9 (GGC meet record); 2. Nolan (SJ) 187-8; 3. Pavecich (SJ) 182-10; 4. Haffield (F) 181-0; 5. Mitchell (DA) 179-3; 6. Robinson (F) 178-9.

Conference Meet Team Scores

Final GGC ranking in parentheses)
 1. San Jose 170 (1st, 16 points); 2. Chabot 94 (2nd, 13½); 3. West Valley 68 (3rd, 12½); 4. Foothill 61 (4th, 10); 5. De Anza 40¾ (5th, 7½); 6. San Mateo 39 (tied 6th, 4); 7. San Francisco 29¾ (tied 6th, 4); 8. Langy 29 (9th, 1); 9. Diablo Valley 24¾ (8th, 3½).

* Key to team affiliation: SJ, San Jose; C, Chabot; WV, West Valley; F, Foothill; DA, De Anza; SM, San Mateo; SF, San Francisco; L, Lane; DV, Diablo Valley.

May 1, Fresno: Jr. West Coast Relays.

**Boys
9-under**

50 — Woods, Bethune, 6.5 (meet record); 100 — Woods, Bethune, 12.5 (meet record); 220 — O'Reilly, Fairmont, 28.9 (meet record); 440 — Schraeder, Weldon, 1:08.6; 440 relay — Bethune (Orr, Taylor, Mathew, Hawkins) 57.7; 880 — Hernandez, Tait, 2:40.0; Mile run — Repp, Raisin City, 6:07.0 (meet record); Shot — Reynolds, Weldon, 26¾ (meet record); LJ — Pinedo, Lincoln, 14.9 (meet record); HJ — Hannah, Auberry, 4.0, 10-11

HJ — Jernigan, Faird, 4.8; LJ — Jernigan, G Baird, 16.6 ½; TJ — Jernigan, Baird, 33.4; Shot — Martinez, Roos, 36.0 (meet record); 50 — Hudson, Scan, 6.4; 100 — Alexander, Lane, 11.7; 220 — Alexander, Lane, 26.7 (meet record); 440 — McDonald, Carver, 1:02.5; 440 relay — Bethune (Tatum, Walker, Smith, Edwards) 54.0; 880 — Foster, Auberry, 2:26.7 (meet record); Mile — Snedden, Thomas, 5:28.8 (meet record). 12-13

100 — Jones, Cooper, 10.6; 220 — Gandolfo, Ahwanhee, 24.7; 440 — Sample, Roos Sel, 56.6; 440 Relay — Hamilton (Young, McGlasson, Lee, Jones) 47.9 (meet record); 880 — Jones, Hamilton, 2:05.3 (meet record); TJ — Sample, Roos Sel, 39.5 (meet record); HJ — Rivera, Citrus, 5.6; Discus — Budwig, Sierra, 134.1; Shot — Huebert, River, 45.9 ½; 70 LH — Reyes, Roos, 9.6; Mile — Straughter, Ahwanhee, 4:47.1 (meet record). 14-15

Shot — Greer, Sierra, 40.2 ½; TJ — Sears, Irwin, 41.2 ½; 100 — Ireland, Irwin, 10.2; 220 — Thompson, Irwin, 23.5; 440 — Frazier, Ivy, 54.6; 880 — Fowler, Irwin, 2:10.3; 440 — Irwin (McDowell, Freeman, Thompson, Ireland) 44.7; Mile relay — Irwin (Freeman, Fowler, Wyatt, Ireland) 3:35.8 (meet record); 120 HH — McCloskey, Ahwanhee, 15.9 (meet record); Mile — Thornton, Ahwanhee, 4:56.8; 2 mile — Thornton, Ahwanhee, 10:08.2 (meet record); 330 LH — Wyatt, Irwin, 43.1; HJ — Baker, Ahwanhee, 5:10 ¾; LJ — Jackson, Irwin, 19.9 ½; Discus — Mitchell, Irwin, 119.4 ½. Girls

9-under

50 — Stevens, Carver, 6.6 (meet record); 100 — Stevens, Carver, 12.8 (meet record); 220 — Stevens, Carver, 30.5 (meet record); 440 — Clayton, Lane, 1:12.6 (meet record); 440 — West Park (Carr, Ortiz, Wilson, Wilson) 1:01.4; 880 — Fennell, Weldon, 2:50.3 (meet record); Mile — Jinenev, Raisin City, 6:37.2; LJ — Horton, Wilson, 13-1 ½ (meet record); HJ — Cortney, Madison, 3-11, 10-11

Shot — Brown, Wolters, 29.7 ½ (meet record); LJ — Barber, Baird, 14-11 ½ (meet record); HJ — Gaddy, Jackson, 4.6; 50 — Sims, Carver, 6.4 (meet record); 100 — Sims, Carver, 12.0; 440 — Oh, Jefferson Reed, 66.5

HJ — Garces (Binkley, Dennis), Taft; 11.0.

LJ — Taft (Johnson, Ricks), Strathmore, Garces; 27-10 ½.

Team scores: Taft 127, Shafter 84, Garces 69, Strathmore 58, McFarland 17, Arvin 8.

GIRLS

320 SH. Hurd. — Taft (Pritchett, Bagwell, McGee, L. Vohnout), Wasco, Taft; 52.3.

80 LH — Kobliska (Gar. S, L. Vohnout (Taft), Bagwell (Taft); 11.8.

440 relay — Wasco (Roberts, Tapin, Harrison, Santiago), Taft, Taft; 52.5.

880 — Maric (Gar.), Burns (Was.), Griffin (Taft); 2:26.0.

100 — Roberts (Was.), K Vohnout (Taft), Tapin (Was.), 11.8.

Sprint medley — Taft (Lee, Wright, Harris, Garcia), Wasco, 2:02.9.

Mile — Cervantes (Cor.), Kent (Was.), Hurley (Taft); 5:51.1.

Mile relay — Taft (Garcia, McGee, K. Vohnout, L. Vohnout), Wasco, Taft; 4:32.2.

LJ — Garces (Kobliska, Barber), Taft, Taft; 30-0.

HJ — Taft (Scott, Henderson), Garces, Wasco; 8-10.

SP — Shafter (Martin, Jiminez), Taft, Corcoran; 65-0.

Discus — Shafter (Martin, Jiminez), Corcoran, Taft; 204-9.

Team scores: Taft 148, Wasco 65, Garces 56, Shafter 26, Corcoran 24, McFarland 0, Strathmore 0.

May 1, Reedley: Reedley Invitational

Class A

Dis — Pamkratz, Reed, 158.7. 2. Torosian, San, 154.8. 3. Vigarito, Han, 149.1.

440 rel — Hanford (Young, Wharry, Thomas, Lee) 44.2.

2. Lemoore, 45.2; 3. Coalinga 45.5.

2 mile — Frithiofon, Clo, 9:55.0; 2. Ramos, Roos, 10:10.0. 3. Cotton, Lem, 10:15.8.

120 HH — 1. Harris Hanford, 14.8; 12. Warkentin, Imm, 15.0; 3. Perryman, Lem, 15.4.

880 — 1. Pishione, Clo, 1:58.8; 2. Puente, Han, 2:00.2; 3. Garcia, Redw, 2:00.2;

100 — 1. Flenory, Redw, 9.7, (ties record: old record by L. Jones, Lem, 1968); 2. Lee, Han, 9.8; 3. Wharry, Han, 9.8.

Mile — 1. Alfaro, Clo, 4:33.8; 2. Chritenson — San, 4:44.0; 3. Knox, Wasco, 4:47.5.

LJ — 1. Kimura, Fow, 21-6 ¼; 2. Byrd, Sel, 20-5 ½; 3. Young, Han, 20.4.

HJ — Bell, San, 6.4; 2. Rosendahl, Wash, 6.4; 3. Gouveia, Clo, 6.2.

440 — 1. Smith, Han, 51.8; 2. Puente, Han, 52.3; 3. Contreras, Reed, 52.4;

220 — 1. Lee, Han, 22.4; 2. Flenory, Redw, 22.4; 3. Wharry, Han, 22.8.

PV — 1. Sula, Lem, 15-4 ¼. 2. Smith, Han, 14-10 ¼; 3. Pierce, San, 14-10 ¼ (record, old record: 14-6 ½ Sula, Lem; Folsom, Clo 1975).

SP — T. D. Smith, Han, 53.3; 2. LeMay, Cor, 51.3; 3. Martinez, Redw, 51.2.

330 LH — 1. Harris, Han, 39.3; 2. Hill, Cor, 39.4; 3. Horn, Han, 39.7;

TJ — Torosian, San, 44.2 ½; 2. Smith, Han, 43-4 ½. 3. Frost, Clo, 42-10 ½.

Mile rel — Hanford, 3:31.3; 2. Clovis, 3:35.3; 3. Coalinga, 3:36.5.

May 1, Westwood: USC vs UCLA.

/Vern Gambetta/

SHOT PUT — 1. Budincich (USC), 63-5¾; 2. Neidhart (UCLA), 61-10¼; 3. Fruguglietti (USC), 57-2¼.

LONG JUMP — 1. Banks (UCLA), 25-8½; 2. Hardeman (USC), 25-2½; 3. Herndon (UCLA), 24-3¼.

400-METER RELAY — 1. USC (Graybehl, Simmons, Randle, Gilkes), 39.3; 2. UCLA (Owens, Myles, Wilson, Johnson), 39.4.

JAVELIN — 1. Helsby (USC), 230-7; 2. Tosti (UCLA), 207-6; 3. Ocampo (UCLA), 205-0.

1,500 — 1. S. Beck (UCLA), 3:45.8; 2. Beaton (USC), 3:46.2; 3. Aldridge (USC), 3:48.4.

110 HURDLES — 1. Shaw (USC), 13.7; 2. M. Johnson (USC), 13.8; 3. Owens (UCLA), 13.9.

400 — 1. Randle (USC), 45.6; 2. Myles (UCLA), 46.6; 3. Campbell (USC), 47.1.

100 — 1. Gilkes (USC), 10.1 (wind 5.4 m.p.h.); 2. Owens (UCLA), 10.4; 3. Johnson (UCLA), 10.4.

DISCUS — 1. Elder (USC), 193-11; 2. Gunther (UCLA), 190-9; 3. Fruguglietti (USC), 187-9.

HIGH JUMP — 1. Meisler (UCLA), 7-0; 2. Walker (USC), 6-10; 3. Connors (UCLA), 6-10.

POLE VAULT — 1. Tully (UCLA), 17-6; 2. Rogers (USC), 17-0; 3. DiStanislaw (USC), 17-0.

800 — 1. Suhr (UCLA), 1:47.8; 2. Haynes (UCLA), 1:48.9; 3. L. Johnson (USC), 1:48.9.

400 HURDLES — 1. T. Andrews (USC), 49.4 (meet record, old mark for 440 hurdles 50.2, Geoff Vanderstock, USC, 1967; Tom Andrews, USC, 1975); 2. Mills (UCLA), 50.1; 3. Graybehl (USC), 50.7.

200 — 1. Gilkes (USC), 21.1; 2. Simmons (USC), 21.2; 3. Randle (UCLA), 21.2.

TRIPLE JUMP — 1. Cochee (USC), 54-2¼ (4.9 m.p.h. wind; 52-10¼ best legal jump); 2. Banks (UCLA), 54-1½; 3. Assef (USC), 51-10½.

5,000 — 1. Boswell (UCLA), 15:09.2; 2. O'Brien (UCLA), 15:38.0; 3. Baksh (UCLA), 15:58.4.

MILE RELAY — 1. USC (Connors 46.8, Simmons, 47.6, C. Brown, 46.4, Campbell, 45.9), 3:06.7; 2. UCLA (Theriot, 47.8, Suhr, 47.8, Leeds 47.4, Myles, 47.1); 3:10.1.

FINAL SCORE — USC 83, UCLA 62.

Attendance — 15,017.

May 1, Hale Roach Relays.

/Jim Day/

Varsity

Team Scores: Mt. Pleasant 77, Oakland 34½, Skyline 33, Carmont 30, Balboa 30, Pittsburg 28, Kennedy-R 24½, El Cerrito 24, Tamnyson 22, Mission San Jose 18, Redwood 14, St. Mary's 12, College Park 11, Vallejo 10, Piner 10, Castro Valley 0, Pacifica 8, Vintage 8, Mission-SF 7, Antioch 5, Mt. Eden 5, Richmond 4, Castlemont 4, Alameda 4, Novato 4, John Swett 4, Montgomery 3, Sunset 3, Pinole Valley 3, San Rafael 3, Tamaulipas 2, Sonoma 1.

Open Discus — Silcox (Vintage) 164-9, Lyons (Mt. Pleasant) 160-1½, Albright (Piner) 159-0½, Rhoads (Antioch) 157-10½, Bell (St. Mary's) 154-0½, McClimon (Balboa) 153-2.

Open Shot — Flores (Vintage) 56-1½, Garner (Antioch) 56-0¾, Griffin (John Swett) 55-11½, Bell (St. Mary's) 53-8, Opsall (Antioch) 53-7, Taylor (Pinole) 51-8.

May 1: San Jose Bi-centennial Invitation.

/Darrel Cox/

OPEN DIVISION

Hammer — 1. Bill Diehl (Ar) 221-5; 2. Shoff (Army) 214-10; 3. McKee (WVTC) 206-4; 4. Congi (SJS) 173-5; Seranina (Army) 168-0. (Meet and stadium record, old meet record 199-7; old stadium 212-0).

10,000 Meters — 1. Jim Nuccio (WVTC) 30:36.2; 2. Elijah (Unn) 30:50.8; 3. Clark (WVTC) 30:52.0; 4. Prowell (SJS) 30:56.0; 5. Seaver (WVTC) 21:25.6. (Meet and stadium record, first running).

2-Mile walk — 1. Jerry Lansing (WVTC) 14:10.0; 2. Harney (GGTC) 14:49.0; 3. Pyke (FTC) 14:49.8; 4. Snazelle (GGTC) 15:07.8; 5. Adriano (WVTC) 15:14.4. (Meet and stadium record, old meet 14:53.6; old stadium 14:13.8)

Javelin — 1. Bill Schmidt (PCC) 245-11; 2. Kennedy (Unn.) 242-5; 3. Johnson (WVTC) 229-10; 4. Kotinek (Un.) 215-1; 5. Staengel (SJS) 213-7.

3000 Meter Steeple — 1. Gordon Innes (Un.) 8:57.0; 2. Hurst (SJS) 9:10.6; 3. Brooks (CPSLO) 9:34.6; 4. Nutter (Army) 9:40.8.

400 M. Relay — 1. San Jose State (Farmer, Livers, Triplett, Whitaker) 40.0; 2. MacCabi TC 40.3; 3. Army 41.0; 4. Pacific Coast Club 41.7; 5. Cal Poly SLO 42.4 (Meet & stadium record, first running).

1,500 Meter — 1. Domingo Tibiduiza (UNR) 3:44.2; 2. Krause (Canada) 3:44.4; 3. Cummings (BHS) 3:45.4; 4. Nahriney (SJS) 3:51.2; Ruz Myslivico (CPSLO) 3:56.7 (Meet & stadium record, first running).

110 M. Hurdles — 1. Dedy Cooper (SJS) 13.4; 2. White (Unn.) 13.5; 3. Whitfield (SATC) 13.7; 4. Wilson (BHS) 13.8; 5. Hill (Army) 13.8 (Wind-aided, 6.3 mph).

400 M. — 1. Benny Brown (Maccabi TC) 45.4; 2. Parks (Maccabi TC) 45.7; Rogers (BAS) 46.4; 4. Rochee (WVTC) 47.7; 5. Lloyd (CPALO) 47.7 (Stadium record, old 45.7 by Les Evans in 1970).

Long Jump — 1. Arnie Robinson (Maccabi) 26-11 ½; 2. Seay (PCC) 26-2; 3. Davis (WVTC) 25-9; 4. Lawrence (Army) 25-6 ¾; 5. Silva (WVTC) 24-11 ¼ (Wind-aided, 6.6 mph).

Shotput — 1. George Woods (PCC) 69-0 ½; 2. Stuart (Chicago) 67-3 ½; 3. Schmock (BAS) 65-9; 4. Marks (WVTC) 64-6; 5. Weaks (SJS) 62-4 ½.

100 M. — 1st section — 1. Ron Whitaker (SJS) 10.0; 2. Edwards (Maccabi) 10.0; 3. Farmer (SJS) 10.1; 4. Pavlon (BAS) 10.3; 5. Triplett (SJS) 10.3 (wind, 3.3 mph) Stadium record, Old 10.2).

100 M. 2nd section — 1. Mark Lutz (PCC) 10.1; 2. Harris (Army) 10.2; 3. Turner (Army) 10.2; 4. Walker (WVTC) 10.3; 5. Breddell (BAS) 10.3 (Wind-aided, 6.0 mph).

800 M. — 1. Mike Kasser (SJS) 1:54.6; 2. Nicholson (WVTC) 1:54.6; 3. Brock (Army) 1:54.6; 4. Seenev (CPSLO) 1:54.7; 5. Dickey (OTC) 1:54.7.

High Jump — 1. Tom Woods (PCC) 7-0; 2. Beers (Canada) 7-0; 3. Wilson (SJTC) 7-0; 4. Borehn (Unn.) 6-10; 5. Friday (Hayward) 6-10.

May 8, Irvine: All Comers Meet.

/Ted Brazil/

400 M. IH — 1. Jim Boldino (PCC) 49.9; 2. King (Maccabi) 50.0; 3. Cooper (SJS) 50.0; 4. Williams (Maccabi) 50.3; 5. Casseiman (PCC) 51.5 (Stadium record, Old 52.0).

200 M. 1st section — 1. Ron Whitaker (SJS) 20.4; 2. Edwards (Maccabi) 20.4; 3. Lutz (PCC) 20.5; 4. Farmer (SJS) 20.9; 5. Triplett (SJS) 20.9 (Wind-aided, 5.5 mph).

200 M. - 2nd section — 1. Earl Harris (Army) 20.9; 2. Payton (BAS) 21.0; 3. Wilson (Army) 21.0; 4. Walker (WVTC) 21.1; 5. Jones (Army) 21.1 (Wind-aided 7.3 mph).

Triple Jump — 1. James Butts (BHS) 55-7 1/2; 2. Terry (WVTC) 53.11 3/4; 3. McClellon (WVTC) 52-2 1/2; 4. Smith (BAS) 51-4; 5. Finley (SJS) 49-6 3/4 (Meet & stadium record, Old 54-2).

5000 M. — 1. Louie Gnoarke (Canada) 13:56.6; 2. Babiracki (SFVTC) 14:18.6; 3. Tibiduzu (UNR) 14:27.0; 4. Gruber (SJS) 14:36.6; 5. Corde (1/4VTC) 14:54.6 (Stadium record, Old 14:31.2).

Mile Relay — 1. Maccabi TC (Williams-Parke-Robinson-Brown) 3:10.7; 2. Army 3:15.2; 3. CPSLO 3:16.6; 4. West Valley TC 3:27.6.

Discus — 1. Mac Wilkins (PCC) 232-6; 2. Powell (PCC) 220-4; 3. Staedel (BHS) 215-7; 4. Mieltes (Norway) 211-3; 5. Kennedy (SJ Stars) 201-3; 6. Penrose (SJ Stars) 198-4; 7. Hoffman (Unn.) 198-1; 8. Louisiana (Unn.) 196-11; 9. Weeks (SJS) 192-7 (World record, Old 226-11).

Pole Vault — 1. Dan Ripley (PCC) 18-4; 2. Roberts (FTC) 18-4; 3. Baird (LBS) 18-1-4; 4. Moors (BHS) 17-9-4; 5. Pullard (AATC) 17-5; 6. Marlin (SJS) 17-2; 7. Issakson (Unn.) 17-2 (Meet record, Old 17-7; Stadium record, Old 17-8).

WOMEN'S DIVISION

Shotput — 1. Seidler (MDYF) 53-4; 2. Holloway (SJ Cim) 46-0; 3. Wagstaff (UC Berk) 41-7.

3,000 M — 1. Bier (SJC) 10:04.4; 2. Adams (WIS) 10:7.0; 3. Greenberg (SJC) 10:29.8; 4. Quina (SJC) 10:34.6; 5. Jones (OTC) 10:45.0.

800 M — 1. Weber (SJC) 2:17.3; 2. Davis (RCF) 2:19.0; 3. Lee (OTC) 2:19.3; 4. Alums (B) 2:19.7; 5. Manning (OTC) 2:20.0.

High Jump — 1. Biffner (Can) 5-9; 2. King (ML) 5-7; 3. Fitzgerald (ATC) 5-5 (Meet & stadium record, Old 5-6).

100 M LH — 1. D. Donnelly (LI) 13.3; 2. Hardy (Un) 13.7; 3. Demann (Can) 14.0; 4. Benford (LAM) 14.1; 5. Sherrard (NoCal) 14.2 (Meet & stadium record, 1st running).

Long Jump — 1. King (Millbrae) 20-10.5; 2. Walker (Falcon TC) 20-5.75; 3. Elmoro (Milbrae) 20-0.75; 4. Kinimaka (SJ Cindergal) 18-8.75; 5. Cornell (Salinas) 18-0.

Girls 440 Relay — 1. Piedmont of SJ 54.3; 2. Quimby of SJ 55.4; 3. La of SJ 57.3.

400 M Relay — 1. LA Aureties 46.3; 2. Millbrae Lions 46.7; 3. SJ Cindergals 51.0; 4. Cupertino 51.4; 5. No. Cal. Seniors 51.5 (MR & SR, Old 46.6).

1500 M — 1. Brown (LATC) 4:20.7; 2. Curie (BC) 4:21.0; 3. Poor (SJC) 4:21.9; 4. Valaitis (Can) 4:23.2; 5. Keyes (LATC) 4:26.6

Discus — 1. Marlin (Can) 177-4; 2. Driscoll (LATC) 165-6; 3. ... 5. Langford (ML) 159-7 (Meet & stadium record, Old 175-7)

400 M — 1. Rich (LAM) 53.8; 2. White (B) 54.3; 3. Toussant (ATC) 54.9; 4. Walsh (Can) 56.0; 5. Howard (Can) 57.1 (Meet & stadium record, Old 54.0)

100: 1. Matte (Irvooy Coast) 10.2, 2. Edwards (Maccabi) 10.3.

200: 1. Deckard (unat) 20.6, 2. Turner (unat) 20.7, 3. Bob Lutz (Pacific Coast Club) 20.7, 4. Clancy Edwards (Maccabi) 20.7, 5. Miller (SD State) 21.0, 6. Doty (Canada) 21.0.

400: 1. Saunders (Canada) 46.9, 2. Miller (SD State) 46.9, 3. Domansky (Canada) 47.2, 4. Seale (Canada) 47.5, 5. Hope (Canada) 47.6, 6. Blackman (Canada) 47.7

800: 1. Griffin (Canada) 1:50.1, 2. Arriola (Arizona) 1:50.2, 3. Scott (UCI) 1:50.4, 4. Groul (UCI) 1:50.6, 5. Nicholson (West Valley TC) 1:51.3.

1500: 1. Groake (Canada) 3:45.1, 2. Daggath (Oregon TC) 3:45.5, 3. Krause (Canada) 3:46.0, 4. McLaren (Canada) 3:46.9, 5. Serna (UCI) 3:47.3.

5000: 1. Shaunessy (Canada) 14:32.6, 2. Sharp (Canada) 14:55.7, 3. Ahlmeyer (UCI) 15:03.8, 4. Lekman (unat) 16:38.0, 5. Tsuchiyama (UCI) 17:11.5.

3000 steeple: 1. Sax (Canada) 8:38.0, 2. Stride (Canada) 8:48.8, 3. Hutchinson (Canada) 9:05.6, 4. Lawson (unat) 9:27.4, 5. Slick (UI) 9:42.6.

110 MH: 1. Hill (Army) 13.7w, 2. White (Maccabi) 13.8, 3. Robinson (Maccabi) 14.0, 4. Smith (Pomona Pitzer) 14.0, 5. Whitfield (All-America TC) 14.1.

400 IH: 1. Guerrero (unat) 52.5, 2. Orr (Canada) 52.6, 3. Jarvis (unat) 52.6, 4. Cheadle (UCI) 52.7, 5. Joyner (unat) 52.8.

400 relay: 1. Maccabi 39.5, 2. BH Striders 39.5, 3. Canada "A" 39.9, 4. Canada "B" 41.4.

Mile relays: 1. Occidental 3:11.8, 2. Irvine 3:15.7.

High Jump: 1. Winston (unat) 4-11, 2. Larsson (Canada) 6-11, 3. Habegger (USC) 6-11, 4. Adams (unat) 6-9, 5. Schur (Maccabi) 6-9.

Pole vault: 1. Baird (Long Beach St.) 17-5, 2. Isakson (unat) 17-5, 3. Simpson (unat) 16-4, 4. Tully (UCLA) 16-6, 5. Sabatino (UCI) 16-6.

Long jump: 1. Whitley (unat) 26-0 1/2, 2. Buchanan (Canada) 25-0, 3. Hollis (Long Beach St.) 24-10 1/2, 4. Boyd (Canada) 24-9 1/2, 5. Givens (Long Beach St.) 24-3 1/4.

Triple jump: 1. Taylor (unat) 53-6, 2. Gill (Maccabi) 52-11, 3. Freeman (unat) 51-4, 4. Vine (Canada) 51-0, 5. Walf (Canada) 50-0 1/2.

Shot: 1. Doligowicz (Canada) 63-4 3/4, 2. Pirnie (Canada) 61-6, 3. Welis (All-America TC) 52-1, 4. Axelson (unat) 48-4, 5. Grew (unat) 47-2.

Discus: 1. Sylvester (unat) 212-4, 2. Rooter (Canada) 192-10, 3. Doligowicz (Canada) 185-2, 4. Gardner (unat) 184-11, 5. Scott (Oxy) 157-1.

Javelin: 1. Bundong (unat) 240-2, 2. Omphroy (HB Striders) 233-1, 3. Lajole (Canada) 221-4, 4. Feeney (unat) 220-9, 5. Ciarelli (unat) 218-10.

Hammer: 1. Diehl (Army) 225-3, 2. Hart (unat) 206-11, 3. Galle (BH Striders) 204-3.

May 9, Hansen Dam 10 Mile Run.

/John Brenndand/

May 8 & 9: Southern Calif. Cheetahs Invitational.

***** 12/13 DIVISION *****

100 YARD DASH

FINAL (w=0.4)

Table with 2 columns: Name and Time. Includes Elaine McKenna (LATC 11.3), Sharon Ware (BETC 11.5), Joyce Bowie (SBSP 11.5), Paula Goss (VOSTC 11.6), Angela Sapp (SDC 11.7), Gissele Lewis (SCC 11.7), Sheila Times (BETC 11.8), Angela Kellen (WAA 11.8), Monica Bednar (LVTC 11.8), Brenda Cobb (PFTC 11.8).

220 YARD DASH

Flight 7 (w=2.2)

Table with 2 columns: Name and Time. Includes Janet Ballard (SCC 25.0w), Elaine McKenna (LATC 25.8w), Jenise Thompson (LBC 26.1w), Paula Goss (VOSTC 26.8w), Angela Sapp (SDC 26.9w), Stefani Farley (P-USA 27.7w).

440 YARD DASH

Flight 6

Table with 2 columns: Name and Time. Includes Janet Ballard (SCC 58.2), Kerry Cerda (BA 59.6), Paula Goss (VOSTC 59.6), Wendy Allums (BETC 59.7), Jenise Thompson (LBC 59.9), Melva Norris (SDC 60.7), Diane Harrell (LBC 61.0), Melanie Johnson (SCC 61.2), Denise Cody (SDC N.T.).

880 YARD RUN

Flight 5

Table with 2 columns: Name and Time. Includes Sharon Hulse (P-USA 2:19.8), Tracy Weber (SJC 2:20.9), Susan Pollett (BA 2:22.6), Diane Harrell (LBC 2:22.9), Beth Washington (BA 2:23.9), Kiri Landry (RRR 2:25.0), Colleen Casey (SCC 2:27.2), Tracy Hughes (BA 2:30.0), Janet Freriks (SCC 2:31.1), Kathy Bryant (BA 2:36.1).

ONE MILE RUN

Flight 3

Table with 2 columns: Name and Time. Includes Keri Lantry (RRR 5:02.8), Beth Washington (BA 5:08.7), Kelly Cerda (BA 5:11.2), Sharon Hulse (P-USA 5:12.2), Beth Senko (STC 5:21.9), Sheri Ball (WW 5:22.9), Jane Wintermute (SCC 5:25.2), Laurie Teague (IVS 5:26.6), Kelly Rinkor (BA 5:26.6), Alicia Birkorn (SCC 5:29.2), Michele Galche (SCC 5:36.6).

ONE MILE WALK

Table with 2 columns: Name and Time. Includes Joyce Brodock (RRR 8:09.7), Barbara Waskow (RRR 8:13.5), Kelly Quirkana (BA 8:14.6), Linda Bottlik (PCC 8:15.1), Lynn Holmbeck (BA 8:19.6), Sandy Pollack (SCC 8:19.7), Sharlene McGinley (SCC 8:37.0), Lori Jones (BA 8:58.1), Danielle Mojica (SCC 9:02.4), Christie Jimenez (RRR 9:10.5), Jane Wintermute (SCC 9:13.0), Jody Grob (SBSP 9:14.0), Jane Dooey (RRR 9:22.3), Barbara Lanberg (VOSTC 9:42.4), Lenelle Waskow (RRR 9:42.5).

DISCUS

Table with 3 columns: Name, Club, Time. Includes Barrie Greer (SCC 101-10), Jackie Sheffield (VOSTC 87-10), Jackie Sheffield (RRR 76-6 1/2), Sandra Ramirez (MTC 74-5), Debbie Edens (VOSTC 74-2 1/2), Lori Knauus (SBSP 74-1), Dena Burtsfield (SBSP 64-0), Paula Lopez (MTC 62-0), Kippy Neilsen (STC 57-4).

HIGH JUMP

Table with 3 columns: Name, Club, Time. Includes Lisa Peters (SCC 5-4), Dawn Freeman (VOSTC 5-4), Ellen Fargo (UNATT 5-4), Kerri Hall (LVTC 4-10), Pam Robinson (BA 4-10), Rhonda Dies (VOSTC 4-10), Kelley Hoban (SOBS 4-10), Lynne Wingle (VOSTC 4-10), Stacy Neuman (LVTC 4-8), Tina Masi (SBSP 4-8), Janet Capovilla (SBSP 4-6), Jane Scott (SBSP 4-6), Grace Wieting (VOSTC 4-6), Diana McIntosh (PFTC 4-4), Carol Rieger (VOSTC 4-4), Karen Wood (MM 4-4), Anita Washington (PFTC 4-2), Tammie McClarty (BETC 4-0).

JAVELIN

Table with 3 columns: Name, Club, Time. Includes Debbie Edens (VOSTC 114-3 1/2), Melanie Johnson (SCC 107-0), June Wintermute (SCC 98-3 1/2), Donna Hollingworth (QCC 91-2), Nancy Rowell (BA 86-9 1/2), Janet Capovilla (SBSP 85-7 1/2), Grace Wieting (VOSTC 73-11 1/2), Barrie Greer (SCC 71-7), Avery Allen (PFTC 60-2), Traci Yancey (PFTC 53-4).

LONG JUMP

Table with 3 columns: Name, Club, Time. Includes Joyce Bowie (-0.7)SBSP 17-3, Tracy Hanlon (-0.5)UNATT 17-1 1/4, Marlene Harmon (-1.0)LATC 16-7, Tonie Scott (-1.4)PFTC 15-11 3/4, Carla Bauman (+0.1)PFTC 15-11 1/2, Lisa Peters (0.0)SCC 15-10, Judy Young (-1.9)BETC 15-3 3/4, Carmelita Baker (-0.1)SDC 15-0, Jenny Townsend (+0.2)LBC 14-11 3/4, Lisa Leivo (+0.1)LBC 14-8 1/2, Lorraine Orr (0.0)SBSP 14-7, Jackie Prette (-0.1)VOSTC 14-0 1/2, Joanne Ramthun (-0.2)VOSTC 13-9 1/4, Diana McIntosh (-0.8)PFTC 13-7, Karen Arndt (0.0)SOBS 13-5 1/2, Signe Thompson (-1.1)STC 12-11 1/2, Dawn Sussman (-0.9)VOSTC 12-9 1/4, Maria Aleman (-0.2)MTC 12-8 1/4, Jackie Louth (-0.1)SCSD 12-1, Gina Lim (-0.4)SBSP 12-0 1/2, Tammie McClarty (-0.1)BETC 11-9 1/2, Gail Gonzales (-0.5)MTC 9-9 3/4.

SHOT PUT

Table with 3 columns: Name, Club, Time. Includes Suele Ray (BA 46-3 1/2), Barrie Greer (SCC 37-8), Jackie Sheffield (RRR 36-11), Nancy Rowell (BA 34-6 3/4), Yvette Bennett (PFTC 33-11), Kerry Cerda (BA 32-9 1/4), Jamie Anderson (SCC 31-9 3/4), Lori Knauus (SBSP 31-3 3/4), Debbie Edens (VOSTC 28-10 1/2), Carol Rieger (VOSTC 27-11), Diana McIntosh (PFTC 27-7), Signe Thompson (STC 26-1), Nattineque McClain (PFTC 25-9 3/4), Gloria Sampson (JTC 24-10 1/4), Dena Burtsfield (SBSP 23-11), Tonya Cobb (PFTC 21-4 1/2), Kippy Neilsen (STC 20-0 1/2), Colleen Kelly (BA 14-0).

TEAM SCORING (12/13 Division)

Table with 2 columns: Team Name and Score. Includes Blue Angels (84), So. Cal. Cheetahs (78), Valley of the Sun (54), Rialto Roadrunners (45), Santa Barbara Sandpipers (38), Berkeley Eastbay T.C. (34), Patriots-USA (27), Long Beach Comets (20), Pasadena Rosebuds (12), San Jose Cougars (8), Phoenix Flashers (8).

Table with 3 columns: Name, Club, Time. Includes Kit Fagan (SoBS 5:44.2), DeDe Mavis (SJC 5:47.9), Yvette Irons (GC 6:02.9), Joy Ballard (VOSTC 6:18.3).

TWO MILE RUN

Table with 3 columns: Name, Club, Time. Includes Suzanne Keith (RRR 11:04.2), Becky Villalvazo (RRR 11:12.0), Diane Egslinger (QCC 11:21.8), Lisa Methany (RRR 11:33.4), Laurie Jewell (UNATT 11:34.4), Donna Sanchez (RRR 11:49.2), Marty McCracken (UNATT 11:53.0), DeDe Mavis (SJC 12:04.6), Kit Fagan (SoBS 12:10.8), Tracy Anderson (UNATT 12:13.0).

3000 METER WALK

Table with 3 columns: Name, Club, Time. Includes Lisa Metheny (RRR 15:53.0), Tracy Trisco (BA 16:13.0), Melissa Stienle (SCC 17:07.2), Karlane Waskow (RRR 17:03.8), Lisa Davis (BA 18:36.4), Tina Santiago (RRR 19:03.0), Kim Narwood (VOSTC 20:50.4).

100 METER HURDLES

FINAL (w=3.0)

Table with 3 columns: Name, Club, Time. Includes Tawny Singleton (OVTC 14.4w), Allison Reed (LATC 14.7w), Joann Erb (LATC 14.9w), Kerry Zwart (LATC 15.0w), Erin Pike (LATC 15.6w), Lori Anderson (STC 15.7w), Beth Prather (CG 16.7w), Christa Sears (P-USA N.T.), Nancy Jordan (PFTC D.N.F.).

300 METER HURDLES

Flight 1

Table with 3 columns: Name, Club, Time. Includes Joann Erb (AD 45.1), Karen Teda (LFT 47.4), Beth Prather (CG 51.5).

Flight 2

Table with 3 columns: Name, Club, Time. Includes Allison Reed (LATC 45.1), Tracie McMurray (SCC 47.8), Rita Kysella (BA 49.4), Kathy Bower (SOBS 49.4), Martha Marone (PFTC 49.5).

440 YARD RELAY (4x110)

Table with 3 columns: Name, Club, Time. Includes So. Cal. Cheetahs "A" (50.5), Scottsdale Track Club "A" (51.0), Pasadena Rosebuds (55.3), San Diego Cougars (56.6), Young, Williams, Farrington, Foster (Disq. passed out of zone).

880 YARD SPRINT RELAY

Table with 3 columns: Name, Club, Time. Includes Los Angeles Track Club (1:50.4), So. Cal. Cheetahs (1:51.4), Pasadena Rosebuds (2:10.4).

ONE MILE RELAY (4x160)

Table with 3 columns: Name, Club, Time. Includes Los Angeles Track Club (4:05.8), So. Cal. Cheetahs (4:19.6).

TWO MILE RELAY (4x800)

Table with 3 columns: Name, Club, Time. Includes Nunez, Johnson, Sanchez, Brito (11:00), So. Cal. Cheetahs (11:00), Blue Angels (11:00).

DISCUS

Table with 3 columns: Name, Club, Time. Includes Christi Pyle (LATC 134-1 1/2), Debra Fryor (BETC 109-8 1/2), Char Bishop (SCC 108-1), Kym Wycoff (VOSTC 106-3), Donna Mayhew (UNATT 98-5), Xena Kistler (VOSTC 86-1 1/2).

1.2 (Meet & stadium record, Old 18-8.75; 2. King (Milbrae) 20-10.5; 3. Walker (Falcon TC) 20-5.75; 4. Elmoro (Milbrae) 20-0.75; 4. Kinimaka (SJ Cindergal) 18-8.75; 5. Cornell (Salinas) 18-0.

Girls 440 Relay — 1. Piedmont of SJ 54.3; 2. Quimby of SJ 55.4; 3. ... of SJ 57.3.

400 M Relay — 1. LA ... 4.3; 2. Millbrae Lions 46.7; 3. SJ Cindergals 51.0; 4. Cupertino 51.4; 5. No. Cal. Seniors 51.5 (MR & SR, Old 46.6).

1500 M — 1. Brown (LATIC) 4:20.7; 2. Curie (BC) 4:21.0; 3. Poor (SJC) 4:21.9; 4. Valaitis (Can) 4:23.2; 5. Keyes (LATIC) 4:26.6

Discus — 1. Martin (Can) 177.4; 2. Driscoll (LATIC) 165.6; 3. ... (SJ Stars) 165.5; 4. Winbigler (OTC) ...; 5. Langford (ML) 159-7 (Meet & stadium record, Old 175-7)

400 M — 1. Rich (LAM) 53.8; 2. White (B) 54.3; 3. Toussant (ATC) 54.9; 4. Walsh (Can) 56.0; 5. Howard (Can) 57.1 (Meet & stadium record, Old 54.0)

100 M No. 1 — 1. Bryant (LAM) 11.2; 2. Ford (ATC) 11.3; 3. Cordy (ATC) 11.6; 4. Parler (ML) 11.6 5. Collins (ATC) 11.7 (Meet & stadium record, Old 11.9)

100 M No. 2 — 1. Elmoro (ML) 11.7; 2. 11.8; 3. Bolton, (ML) 11.8; 4. Muss (LAM) 11.9 5. Costello (SJC) 12.1

Javelin — 1. Schmidt (LATIC) 198-5.5; 2. Calvert (Lakewood) 188-8; 3. Sulinski (ML) 169-3; 4. Cannon (ML) 166-5; 5. Whitfield (Un) 160-0; 6. Mears (SJC) 111-0 (Meet & stadium record, Old 184-4) 4. Cannon (ML) 166-5; 5. Whitfield (Un) 160-0; 6. Mears (SJC) 111-0 (MR & SR, Old 184-4).

800 M — 1. Weston (WS) 2:06.3; 2. Larrissau (PCC) 2:06.3; 3. Wenzel (Can) 2:09.0; 4. Brown (LATIC) 2:10.7; 5. Graham (SJC) 2:10.9 (Meet & stadium record, Old 2:10.3).

400 M LH — 1. Hardy (Cind. Bells) 63.5; 2. Bing (SJS) 63.5; 3. Edwinston (ML) 65.1; 4. Souza (WS) 66.3; 5. Hansen (SJS) 67.1.

200 M Ist heat — 1. Rosalyn Bryant (LAM) 22.8; 2. Lorna Ford (ATC) 23.2; 3. Linda Cordy (ATC) 23.2; 4. Yolanda Rich (LAM) 23.2; 5. Debra White-Bryfield (B) 23.6 (Meet & stadium record, Old 24.6)

200 M II — 1. Helia Bolton (ML) 24.5; 2. Sandy Muse (LAM) 24.5; 3. Marquita Belke (SJC) 24.9; 4. Kris Costella (SJC) 25.2; 5. Chris Smallwood (ML) 25-6.

AGE GROUP DIVISION

Prep High Jump — 1. Alexander (LA) 6-4; 2. Pine (Lyn) 6-4; 3. Woods (Lyn) 6-2; 4. Green (Piedmont) 6-2.

Prep Long Jump — 1. Masquez (Mills) 22-9.75; 2. Wipfler (M Vista) 22-7.75; 3. Bennett (Lynn) 22-5.5; 4. Morial (Pied) 22-0.5; 5. Llorin (Pied) 21-8.5.

Prep Discus — 1. Leftow (SD) 179-5; 2. Blockinger (Cup) 176-4; 3. Duggan (M Vista) 175-1; 4. Franklin (LAltos) 168-1; 5. DeMartini (Slign) 165-4.

Prep 2 Mile — 1. Behrman (LA) 9:21.8; 2. Munoz (Wat) 9:33.8; 3. Harvey (Dub) 9:34.0; 4. Siguieroz (Wat) 9:40.6; 5. McQueeney (Lyn) 9:46.8.

Boys 440 Relay — 1. Quimby Oaks of SJ 49.4; 2. Boegar of SJ 50.2; 3. Mathson of SJ 50.8; 4. Ocala of SJ 53.7.

Prep 400 M Relay — 1. Piedmont Hills 42.5; 2. Los Altos 43.9; 3. St. Ignatius 44.3.

Prep 100 M — 1. Lewis (Wilson) 10.4; 2. Jones (Pied) 10.6; 3. Bennett (Lyn) 10.6; 4. Calling (LA) 10.8; 5. Magee (SI) 10.8.

Prep 800 M — 1. Burns (SI) 1:56.7; 2. Maxwell (Westmoo) 1:56.7; 3. Taylor (Pied) 1:56.7; 4. Pramann (LA) 1:57.8; 5. Riggs (Bran) 1:58.1.

Shot: 1. Doligowicz (Canada) 63-4.4; 2. Pirnie (Canada) 61-6; 3. Wells (All-America TC) 52-1; 4. Axelson (unat) 48-4; 5. Grew (unat) 47-2.

Discus: 1. Sylvester (unat) 212-4; 2. Root (Canada) 192-10; 3. Doligowicz (Canada) 185-2; 4. Gardner (unat) 184-1; 5. Scott (Oxy) 157-1.

Javelin: 1. Bundling (unat) 240-2; 2. Omphroy (HB Striders) 233-1; 3. Lajoie (Canada) 221-4; 4. Feeney (unat) 220-9; 5. Ciarelli (unat) 218-0.

Hammer: 1. Diehl (Army) 225-3; 2. Hart (unat) 206-1; 3. Galle (BH Striders) 204-3.

May 9, Hansen Dam
10 Mile Run.
/John Brenndand/

PLC	JERRY ALEXANDER	FAST TIME
1	JERRY ALEXANDER	50:34
2	PAUL COOK	51:48
3	STEVE BROWN	51:49
4	MIKE CHAMBLISS	52:16
5	DAVE WHITE	52:54
6	RONALD KURRLE	53:03
7	JON SUTHERLAND	53:18
8	BOB BRANCH	53:27
9	TOM LEE	53:38
10	CARL SWIFT	53:54
11	RON ADAMS	55:14
12	CARLOS ALFARO	55:24
13	ED AVOL	55:28
14	JOHN RUPP	55:32
15	JOHN BRENNAND	55:37 1 40
16	LARRY PONTINE	56:16
17	STEPHEN ADAMS	56:24
18	JOHN MERHAUT	56:45
19	JUAN TORRES	57:01
20	JON BROWER	57:21
21	PRESTON DRAKE	57:24
22	BLAKE WOOD	57:52 1B3
23	BART J COVENTRY	58:08 1 SM
24	TOM DURANTI	58:09
25	JAMES BRANSON	58:17 2B3
26	STEVE DURAND	58:30 3B3
27	GIL SCHALLER	58:31
28	JOHN C BECKMAN	58:35
29	MARK ZACREP	58:45 4B3
30	HAL WINTON	1:00:28 2 40
31	BILL REICHERT	1:00:44
32	R NEBEKER	1:01:02
33	GILBERT PEREZ	1:01:07 3 40
34	NORM TOWERS	1:01:11 2 SM
35	DENNIS STANSAUK	1:01:13 5B3
36	DAVE T. PARKER	1:01:42 4 40
37	BOYD HARTLEY	1:01:44
38	KENNETH GANEZER	1:01:45
39	AURELIO CAMACHO	1:01:55 5 40
40	GARY SEEGER	1:02:01
41	BRIAN STANSAUK	1:02:06
42	JERRY KEATING	1:02:09 6 B3
43	FRANK VANDERBAAN	1:02:36
44	RAY GIL	1:03:06 1 50
45	ROBERT NYMAN	1:03:14 3 SM
46	JOSEPH MARINO	1:03:40 4 SM
47	ROBERT WEINBERGER	1:03:49
48	CHARLES MCCLUNG	1:04:55 5 SM
49	RICHARD DAVIES	1:05:24 2 50
50	DENNIS M ROBINSON	1:05:28
51	JIM ARMSTRONG	1:05:33
52	BOB BINGHAM	1:05:37
53	BYRON POTTS	1:05:41 6 40
54	JAMES PARK	1:06:05 7 B3
55	RON ZAPPEN	1:06:28
56	GARY STANSAUK	1:06:34

1. Ricky Vanley RRR 5:02.4
2. Patricia Waskow RRR 5:08.7
3. Kelly Gerda BA 5:11.2
4. Sharon Hulso P-USA 5:12.2
5. Beth Semke STC 5:21.9
6. Sheri Ball WW 5:22.9
8. Jane Wintermute SCC 5:25.2
13. Laurie Teague IVS 5:26.6
14. Kelly Ringer BA 5:26.6
15. Alicia Kirkorn BA 5:29.2
19. Michele Gaiche STC 5:36.6

ONE MILE WALK
1. Jerry Brodock RRR 8:09.7
2. Patricia Waskow RRR 8:13.5
3. Shelly Quintana BA 8:14.6
4. Linda Bottlik RRR 8:15.1
5. Lynn Holmbeck STC 8:29.6
6. Sandy Pollack STC 8:32.7
7. Sharlene McGinley STC 8:37.0
8. Lori Jones BA 8:58.1
9. Danielle Mojica SCC 9:02.4
10. Christina Gomez RRR 9:10.5
11. Jane Wintermute SCC 9:13.0
12. Jody Grob SBSP 9:14.0
13. Jane Doody RRR 9:22.3
14. Barbara Lanberg VGTC 9:42.4
15. Lenelle Waskow RRR 9:42.5
16. Adair Merritt STC 9:57.5
17. Suzi Lance SBSP 10:02.4

80 METER HURDLES
FINAL (w=2.9)
1. Laurie Carroll SBSP 12.2v
2. Susie Ray BA 12.3v
3. Marlene Harmon LATIC 12.3v
4. Dulce Reade P-USA 12.3v
5. Angela Kellen WAA 12.4w
6. Carla Bauman PFTC 12.8w
7. Dee Dee Willis WW N.T.
8. Renee Learned RRR N.T.
9. Judy Smith OVTC 13.5w

200 METER HURDLES
(No Wind Readings)
Flight 2
1. Susie Ray BA 28.8
2. Marlene Harmon LATIC 29.4
3. Dulce Reade P-USA 29.4
4. Laurie Carroll SBSP 29.7
5. Dawn Freeman VOSTC 30.7
8. Jamie Anderson SCC 32.0
11. Renee Learned RRR 33.5
14. Tracey Harris BETC 35.8

440 YARD RELAY (4x110)
Flight 2
1. Berkeley Eastbay T. C. "A" 50.4 (Allums, Times, Young, Sanders)
2. So. Cal. Cheetahs 51.1 (Lucas, Peters, Lewis, Ballard)
3. Pasadena Rosebuds 51.6 (Grey, Crunkleton, Scott, McClain)
4. Phoenix Flashers T.C. "A" 52.0 (Cobb, Stimmons, Belton, Bauman)
5. Santa Barbara Sandpipers "A" 52.3 (Orr, Carroll, Engel, Bowie)

880 YARD SPRINT MEDLEY RELAY
Flight 2
1. Berkeley Eastbay T. C. 1:52.6 (Sanders, Harris, Ware, Allums)
2. Long Beach Comets 1:53.9 (Harrell, Thompson, Dale, Leivo)
6. Blue Angels 2:00.7 (Johnson, Hughes, Follatt, Robison)
7. Valley of the Sun "A" 2:01.1 (Moore, White, Rantum, Thompson)

ONE MILE RELAY (4x440)
1. Blue Angels 4:15.9 (Follett, Hughes, Bryant, Washington)
2. Valley of the Sun "A" 4:23.5 (Frenman, Frette, Dies, Harris)
3. So. Cal. Cheetahs 4:25.5 (Freriks, Casey, Quezada, Johnson)
4. Valley of the Sun "B" 4:33.3 (Musselman, White, Williams, Rieger)
5. Santa Barbara Sandpipers 4:40.3 (Scott, Pace, Lim, Beste)
6. Scottsdale T. C. 4:55.0 (Pollock, Muth, Merritt, Semke)

5. Yvette Bennett PRRC 33-1
6. Kerry Cerda BA 32-9 1/4
7. Jamie Anderson SCC 31-9 3/4
8. Lori Knauss SBSP 31-3 3/4
9. Debbie Edens VOSTC 28-10 1/2
10. Carol Rieger VOSTC 27-11
11. Diana Mcintosh PFTC 27-7
12. Signe Thompson STC 26-1
13. Nattineque McClain PRRC 25-9 3/4
14. Gloria Sampson STC 24-10 1/4
15. Dana Burtfield SBSP 23-11
16. Tonya Cobb PFTC 21-1 1/2
17. Kippy Neilsen STC 20-9 1/2
18. Coleen Kelly BA 14-0

TEAM SCORING (12/13 Division)
1. Blue Angels 84
2. So. Cal. Cheetahs 76
3. Valley of the Sun 54
4. Rialto Roadrunners 45
5. Los Angeles T. C. 38
6. Santa Barbara Sandpipers 36
7. Berkeley Eastbay T.C. 34
8. Patriots-USA 27
9. Long Beach Comets 20
10. Pasadena Rosebuds 12
10. T. San Diego Cougars 12
12. San Jose Cindergals 8
13. Phoenix Flashers 8
14. Scottsdale T. C. 6
15. Montebello T. C. 4
15. Quad City Cobras 4
15. Las Virgines T. C. 4
15. Ventura Girls T.C. 4
19. Westlake Ath. Ass. 2
20. Wilts Wonderwomen 1
20. Ojai Valley T.C. 1

14/15 DIVISION
1. Brenda Winston RRR 10.5
2. Lisa Thompson VOSTC 10.8
3. Kim White BETC 11.1
4. Dawn Peters SCC 11.2
5. Anita Young SDC 11.2
6. Roxanne Banks UNATT 11.5
Jane Newton SCC N.T.
Jane Harding BA N.T.

100 YARD DASH
FINAL (w=1.8)
1. Brenda Winston RRR 10.5
2. Lisa Thompson VOSTC 10.8
3. Kim White BETC 11.1
4. Dawn Peters SCC 11.2
5. Anita Young SDC 11.2
6. Roxanne Banks UNATT 11.5
Jane Newton SCC N.T.
Jane Harding BA N.T.

220 YARD DASH
Flight 4 (w=1.6)
1. Brenda Winston RRR 24.0
2. Freida Cobbs UNATT 24.6
3. Lisa Thompson VOSTC 24.8
4. Michelle Hawthorne BETC 25.7
6. Denise Edgington LATIC 26.2
8. Cathy Rico UNATT 26.4
11. Jane Harding BA 26.6

440 YARD DASH
Flight 3
1. Freida Cobbs UNATT 54.8
2. Michelle Hawthorne BETC 59.1
7. Penny Bridges RRR 61.2
9. Lynne Honeywell RRR 61.4
11. Sloan Thompson STC 62.6
16. Jane Harding BA 64.0

880 YARD RUN
Flight 2
1. Lynne Honeywell UNATT 2:16.9
2. Sloan Thompson STC 2:17.6
3. Della Equipilag SCC 2:19.1
4. Cosrine Nunez RRR 2:19.1
5. Shari Cassin ArtC 2:20.0
6. Jane Spencer WW 2:21.5
8. Lori Johnson RRR 2:22.2
10. Carol Czarnetski BA 2:24.2
11. Heidi Dobberstein STC 2:26.4
14. Bernice Moore VOSTC 2:29.9

ONE MILE RUN
1. Kim Frazer ATC 5:11.0
2. Corrinne Nunez RRR 5:11.6
3. Carol Czarnetski BA 5:12.4
4. Donna Sanchez RRR 5:16.6
5. Krista Holmes STC 5:18.9
6. Shelly Woodridge CCC 5:30.9
7. Jane Spencer UNATT 5:31.1

1. Pasadena Rosebuds 2:10.4 (Jordan, Farnell, Yancey, Vaughan)
2. So. Cal. Cheetahs 4:19.6 (McMurray, Newton, Jensen, Piccioni)

TWO MILE RELAY (4x800)
1. Rialto Roadrunners (Nunez, Johnson, Sanchez, Bri...)
2. Scottsdale Track Club 1:19:26 (Lenarts, Holmes, Dobberstein, Thompson)
3. Blue Angels (Bryant, Washington, Kuse, Trisco)

DISCUS
1. Christi Pyle LATIC 134+1 1/2
2. Dobra Pryor BETC 109-8 1/2
3. Charm Bishop SCC 108-1
4. Kym Wycoff VOSTC 106-3
5. Donna Mayhew UNATT 98-5
6. Xena Kistler VGTC 86-1 1/2

HIGH JUMP
1. Lori Anderson STC 5-6 1/4**
2. Lucy Wardle SOBS 5-2
3. Candy Acres SBSP 5-0
4. Jill Shinkle BA 5-0
5. Kerry Zwart LATIC 4-10
6. Joy Ballard VGTC 4-4
***New Meet Record

JAVELIN
1. Debbie Dibb UNATT 137-0
2. Jackie Nelson BA 127-4
3. Charm Bishop SCC 124-8
4. Donna Mayhew UNATT 123-10
5. Xena Kistler VGTC 101-6
6. Patra Johnson BETC 74-6

LONG JUMP
1. Dawn Peters (-5.0) SCC 5.46
2. Tracie McMurray (-3.6) SCC 5.43
3. Martha Maroney (0.0) VOSTC 4.94
4. Cassandra Griffin UNATT 4.93
5. Cathy Rico (+1.4) UNATT 4.91
6. Roxanne Banks (-2.6) UNATT 4.90
7. Candy Acres (-0.6) SBSP 4.77
8. Sandra Balderas (-0.2) MTC 4.66
9. Sherry Moreno (nwr) LIT 4.64
10. Erin L. Pike (nwr) LATIC 4.32
11. Lori Thomas (nwr) PRRC 4.31
12. Lydia Cooper (nwr) RRR 4.07
13. Kathy Garcia (nwr) VOSTC 3.80

SHOT PUT
1. Kerry Zwart LATIC 41-0
2. Jackie Nelson BA 36-7 1/2
3. Christi Pyle LATIC 35-5 1/2
4. Debra Fryor BETC 35-1 1/4
5. Kym Wycoff VOSTC 35-1 1/4
6. Xena Kistler VGTC 28-5

TEAM SCORING (14/15 Division)
1. Los Angeles T. C. 87
2. Rialto Roadrunners 84
3. So. Cal. Cheetahs 76
4. Blue Angels 76
5. Scottsdale T. C. 47
6. Berkeley Eastbay T.C. 32
7. Valley of the Sun 26
8. Arizona Track Club 12
9. Pasadena Rosebuds 12
10. Ojai Track Club 10
11. South Bay Striders 9
12. Quad City Cobras 7
13. Lakewood International 6
13. Santa Barbara Sandpipers 6
15. San Diego Cougars 6
16. Ventura Girls T. C. 5
17. Los Angeles Mercuettes 4
14. Wilts Wonderwomen 1



WOMEN'S OPEN DIVISION

100 YARD DASH
FINAL (w+2.6)
1. Renaye Bowen UNATT 10.7w
2. Martha Watson LIT 10.8w
3. Rosetta Birt LIT 10.9w
4. Penny Slaughter LIT 11.0w
5. Jarvis Scott PTC 11.2w
6. Kim Costello UNATT 11.4w

220 YARD DASH
Flight 3 (w+2.6)
1. Debra Byfield BETC 24.4w
2. Rosetta Birt LIT 24.7w
3. Jarvis Scott PTC 24.8w
4. Una Morris LATC 24.8w*
5. Cindy Banks NSBO N.T.W

440 YARD DASH
Flight 4
1. Debra Byfield BETC 54.9
2. Jarvis Scott PTC 55.0
3. Debbie Roberson MWC 56.7
4. Marquita Belk SJC 57.9
7. Kathy Keys P-USA 58.1
10. Teresa Caudillo LBC 58.9

880 YARD RUN
Flight 1
1. Paula Rose BA 2:13.8
2. Barney Carral SCC 2:13.8
4. Kathy Keys P-USA 2:15.8
5. Teresa Caudillo LBC 2:16.3
9. Lisa Mann WW 2:18.9
11. Beth Howell WW 2:19.0
13. Cathy Dorcy CT 2:20.5
20. Dorothy Dobson BA 2:56.0

ONE MILE RUN
Flight 2
1. Julie Brown LATC 4:46.5
2. Debbie Mitchell CNT 4:47.2*
3. Sheila Curry CNT 4:48.6*
4. Rita McMinn CNT 4:51.0*
5. Ann Marie Davis CNT 4:52.9*
6. Kathy Costello LATC 4:55.2
7. Hope Bishop EOC 4:57.9
8. Kate Keyes LATC 5:03.4
9. Kathy Homer CC 5:06.9
10. Carol Flournoy LATC 5:07.4
21. Roxanne Bier SJC 5:26.0
23. Lisa Greenberg SJC 5:27.9
24. Ann Motherspoon SJC 5:38.4

TWO MILE RUN
1. Roxanne Bier SJC 11:01.0*
2. Estrella Guina SJC 11:02.2*
3. Lisa Greenberg SJC 11:11.6*
4. Ann Motherspoon SJC 11:17.4*
5. Sally McPherson SJC 11:27.0*
6. Sue Brodock RRR 11:34.8
7. Magdalena Schweiger VGTC 11:34.8

3000 METER WALK
1. Sue Brodock RRR 14:40.0
2. Teri Tesagarden BA 16:37.4
3. Liz Dutoit ATC 16:44.8
4. Laura Janousek SCC 16:56.8
5. Debbie Porter RRR 17:18.0
6. Sally McPherson SJC 17:27.4*
7. Lisa Janousek SCC 17:30.8

500 METER HURDLES
Flight 2 (w+0.8)
1. Modupe Oshikoya LATC 14.2
2. Kim Costello LATC 14.8

400 METER HURDLES
Flight 1
5. Johanna Hansen SJC 69.2
Flight 2
1. Joanna Hansen (SJC) 68.0

9. Lynn Van Bethem UNATT 111-3
10. Lorelei Van Bentham UNATT 107-0
11. Debbie Hughes VOSTC 103-2
12. Shelly Brown UNATT 98-5
*Non Scoring
LONG JUMP (Meters)
1. Martha Watson (0.0) LIT 6.25
2. Modupe Oshikoya (0.0) LATC 5.85
3. Susan Summers (-1.0) CNT 5.67*
4. Renaye Bowen (-0.4) UNATT 5.60
5. Ann Crump (-0.8) CNT 5.45*
6. Toni Griffin (-0.4) WW 5.35
7. Kim Elstetter (-0.4) CNT 5.27
8. Kim Costello (0.0) LATC 4.92
9. Alice Gast (nwr) LBC 4.86
10. Diane Stuart (nwr) LIT 4.77
11. Cynthia Mills (nwr) PTC 4.70
12. Laurie Reed (nwr) LIT 4.57
13. Cindy Mitchell (nwr) VOSTC 4.23
*Non Scoring

SHOT PUT (Meters)
1. Maureen Dowds CNT 14.50*
2. Emily Dole LIT 13.91
3. Denise Holloway SJC 12.96
4. Vivian Turner LIT 11.57
5. Marilyn White VOSTC 10.49
6. Carol Elliot CNT 10.15

TEAM SCORING (Open Division)
1. Los Angeles T. C. 71
2. Lakewood International 70
3. Blue Angels 35
4. Valley of the Sun 31
5. Premier Track Club 24
6. Rialto Roadrunners 22
7. Los Angeles Mercurettes 21
8. Berkeley Eastbay 20
9. So. Cal. Cheetahs 19
10. Long Beach Comets 17
11. UCLA 14
12. Patriots-USA 10
13. Arizona T.C. 9
14. Ventura Girls T.C. 8
15. Scottsdale T. C. 8
16. Maccabi Union T.C. 6
17. Edmond Olympic Club 6
18. Arizona Track Club 6
19. Wilts Wonderwoma 4
20. No. Santa Barbara Co. 4
21. Calgary Spartan 2

April 24 & 25. Orinda. 11th Annual Orinda Invitational Track & Field Meet

Women
100m Dash:
1) Elaine Parker (ML) 11.8
2) Denise Pemberton (ML) 11.9
3) Karen Elmore (ML) 11.9

200m Dash:
1) Denise Pemberton (ML) 24.6
2) Elaine Parker (ML) 24.9
3) Collette Winlock (B) 25.1

400m Dash:
1) Chris Smallwood (ML) 57.3
2) Lorraine Howard (Alberta) 57.6
3) Pam Evans (ML) 59.4

800m Run:
1) Donna Valaitis (CanOlym) 2:11.7
2) Ann Regan (Cupertino) 2:14.2
3) Kathy Darcy (Alberta) 2:17.3

1500m Run:
1) Kathy Darcy (Alberta) 4:35.2
2) Kathy Adams (WillsSpike) 4:36.5
3) Karen Bain (un) 4:37.1

3000m Run:
1) Kathy Adams (Spiketettes) 10:22.
2) Ann Trason (MontereyPen) 10:27.
3) Lisa Greenberg (SJC) 11:03.

100m Hurdles:
1) Marilyn King (Millbrae) 14.3
2) Cherrie Sherrard (NCS) 14.6
3) Yvonne Boone (Berkeley) 14.9

400m Hurdles:
1) Stella Edwison (ML) 66.0
2) Amber Souza (Spiketettes) 67.9
3) Joanna Hansen (SJC) 68.0

1 Mile Race Walk:
1) Georgia Sakelaros (RCP) 16:29.7
2) Amy Spangler (un) 16:48.7
3) Betty Jewell (un) 18:03.1

100m Hurdles:
1) Kathy Yuhas (Cupertino) 15.2
2) Sue Boehner (un) 15.5
3) Carol Gainza (un) 15.6

300m Hurdles:
1) Marian Franklin (ML) 47.2
2) Cathy Hohman (Cupertino) 48.4
3) Sheila Neehan (ML) 49.6

440 Yd Relay:
1) Millbrae Lions A 50.0
2) Cupertino Yearlings 51.0
3) San Jose Cindergals 51.7

880 Yd Medley Relay:
1) San Jose Cindergals A 1:55.1
2) Cupertino Yearlings A 1:58.0
3) Millbrae Lions 1:58.r

High Jump:
1) Karen Hinkleran (un) 5-2
2) Wendy Craig (Cuper) 5-0
3) Kathy Yuhas (Cupertino) 4-10

Long Jump:
1) Sue Boehner (un) 17-2
2) Barbara Kochendorfer (T) 16-7
3) Ariene Sells (un) 15-8

Shot Put:
1) Susan Springer (un) 39-1 1/2
2) Marta Kuehl (un) 36-10 1/2
3) Debra Pryor (Berk) 36-4 3/4

Discus:
1) Susan Springer (un) 126-0
2) Marta Kuehl (un) 108-1 3/4
3) Terri Sanford (Cuper) 95-2

Javelin:
1) Kim Cox (un) 120-11 1/2
2) Michelle Holmes (un) 114-5
3) Diane Bishop (un) 112-2 1/2

Millbrae Lions 85, Cupertino Yearlings 72, Berkeley 34.

Youth
100 Yd Dash:
1) Debra Smith (ML) 11.5
2) Judy Young (Berkley) 11.5
3) Val Larsen (ML) 11.5

220 Yd Dash:
1) Judy Young (Berk) 26.7
2) Kathleen Gallagher (RCP) 27.1
3) Debra Smith (ML) 27.2

440 Yd Dash:
1) Cheryl Griffin (WS) 62.4
2) Pam Birkel (ATC) 63.6
3) Tracy Harris (Berk) 66.7

880 Yd Run:
1) Diane Smith (un) 2:27.1
2) Val Davis (RCP) 2:27.8
3) Kim Mcalay (Cupertino) 2:28.4

1 Mile Run:
1) Val Davis (RCP) 5:13.1
2) Debbie Lee (OTC) 5:13.9
3) Kerry Brogan (ATC) 5:21.5

80m Hurdles:
1) Gigi Hurlay (ML) 12.5
2) Mary Grevelt (RCP) 12.6
3) Green Mills (RCP) 12.8

200m Hurdles:
1) Gretchen Mills (RCP) 29.7
2) Mary Grevelt (RCP) 30.9
3) Kim Anderson (ATC) 31.9
3) Duffy Carolan (SV) 31.9

1 Mile Race Walk:
1) Kim Graham (RCP) 8:19.8
2) Debra O'Sullivan (SJC) 9:00
3) Sue Dittman (ATC) 9:01

440 Yd Relay:
1) Berkeley East Bay 50.1
2) Millbrae Lions A 51.5
3) Cupertino Yearlings A 52.7

880 Yd Medley Relay:
1) Berkeley East Bay 1:54.9
2) Cupertino Yearlings A 1:58.0

High Jump:
1) Molly Lyall (SV) 4-7
2) Laura Weizman (ATC) 4-6
3) Renay Schoerkin (A) 4-5

Long Jump:
1) Sherrill Miller (Cuper) 15-3 1/2
2) Laura Weizman (ATC) 15-3 1/2
3) Linda Farragan (SV) 14-7 1/2

Shot Put:
1) Tamy Fraser (SR) 31- 3/4
2) Cheri Furruss (SV) 30-5 1/2
3) Jeannie Wettach (MP) 29- 3/4

Baseball Throw:
1) Jeannie Wettach (MP) 166-0
2) Glynis Neal (SP) 163-11
3) Cheri Furruss (SV) 154-0

Arrow TC 58, Salinas 53, Cupertino 42.

100 Yd Dash:
1) Jada Harris (Berk) 13.0
2) Laura Horowitz (Cuper) 13.2
3) Michelle Barrier (OTC) 13.3

220 Yd Dash:
1) Jada Harris (Berk) 31.5
2) Robin Carson (ES) 32.2
3) Monica Sanders (HS) 32.5

440 Yd Dash:
1) Teresa Sells (SV) 71.9
2) Mimi Kepler (OTC) 74.0
3) Blair Wyllie (OTC) 74.1

680 Yd Run:
1) Michelle Miller (A) 2:30.4
2) Pauline Vasquez (A) 2:44.3
3) Rachel Bray (ATC) 2:46.5

630 Yd Race Walk:
1) Libby Bangert (ML) 4:26.1
2) Pauline Vasquez (A) 4:26.1
3) Elizabeth Pike (ATC) 4:34.

440 Yd Relay:
1) Salinas Valley 63.0
2) Orinda TC 63.4
3) Appaloosa 63.5

880 Yd Relay (4x220):
1) Orinda TC 2:14.4
2) East Shore 2:16.5
3) Salinas A 2:18.5

High Jump:
1) Kelly Brogan (ATC) 3-11 1/2
2) Rachel Bray (ATC) 3-11 1/2
3) Carrie Cambron (RCP) 3-8

Long Jump:
1) Jada Harris (Berk) 12-5 3/4
2) Felicia Devers (H) 11-9 1/2
3) Ana Maria Rosh (SJC) 11-5

Baseball Throw:
1) Carrie Cambron (RCP) 142-3
2) Michele Miller (A) 134-6
3) Crystal Neal (SP) 103-2 1/2

Appaloosa 48, Arroyo 44 1/2, Orinda 38. /Don Bailes/

April 24. Pleasant Hill. Diablo Valley Invitational Track & Field Meet, at Diablo Valley College

7 & Unders
50 Yd Dash:
1) Scott Sutter (Sparta) 7.4

100 Yd Dash:
1) Scott Sutter (Sparta) 14.5
440 Yd Dash:
1) Guerin Myall (SV) 1:18.3

1 Mile Run:
1) Gregg Scattini (Salinas) 5:47.8

Long Jump:
1) Carlo Ferrario (Napa) 10-3

440 Yd Relay:
1) Richmond Striders 48.8

1 Mile Relay:
1) Richmond Striders 3:58.8

880 Yd Walk:
1) Nick Sakelaros (RCP) 3:49

Long Jump:
1) Leonard Robinson (EYAC) 17-6 1/2

High Jump:
1) Benny Sells (Salinas) 6-0

Triple Jump:
1) Benny Sells (Salinas) 38-4 1/2

8 1/2 Shot Put:
1) Bob Bitwell (Cupertino) 41-4

1 Kg Discus:
1) Bob Bitwell (Cupertino) 113-11 1/2

14-15
100 Yd Dash:
1) Ken Perrilliat (SnPablo) 10.8

220 Yd Dash:
1) Ken Perrilliat (SnPablo) 24.5

880 Yd Run:
1) Isaac Miller (Cupertino) 2:22.6

Two Mile Run:
1) Tom Worthington (Diablo) 11:38.0

1 Mile Relay:
1) Diablo Valley TC 4:19.2

880 Yd Walk:
1) Isaac Miller (Cupertino) 3:41

High Jump:
1) Steve Long (Salinas) 5-5

8 1/2 Shot Put:
1) Bill Poteracke (Vly Moon) 43-1 1/2 /Gary Santos/

April 25. 7th Mt. Diablo Disturbance Handicap Race

1) Robert Bell 73:41 1/2 16 55:41 1/2
2) Jack Ball 74:54 16 52:54

3) Paul Williams 75:58 19 56:58
4) Ross Rowley 76:07 28 48:07

5) William Mott 77:20 22 55:20
6) Saburo Fukuda 78:45 17 61:45

7) James Forsyth 78:49 16 62:49
8) A. Mellner 79:01 20 59:01

1. Ann Wetherston	SJC	11:17.4*
2. Sally McPherson	SJC	11:27.0*
6. Sue Brodock	RRR	11:34.8
7. Magdalena Schweiger	VGTC	11:34.8

3000 METER WALK

1. Sue Brodock	RRR	14:40.0
2. Teri Teegarden	BA	16:37.4
3. Liz Dutoir	ATC	16:44.8
4. Laura Janousek	SJC	16:56.8
5. Debbie Porter	RRR	17:18.0
6. Sally McPherson	SJC	17:27.4*
7. Sue Janousek	SJC	17:30.8

5000 METER WALK

1. Modupe Oshikoya	LATC	14.8
2. Kim Costello	LATC	14.8

400 METER HURDLES

Flight 1

5. Johanna Hansen	SJC	69.2
-------------------	-----	------

Flight 2

1. Michelle Hopper	PTC	63.5
2. Carolyn Bing	SJC	63.8
3. Louise Muller	ARTC	66.4
4. Patty Cape	LBC	67.8
Liz Douglas	SJC	DNF

140 YARD RELAY (4x110)

1. Los Angeles Mercurettes	49.7
(Hunter, Walker, Mickerson, Benford)	
2. Long Beach Comets	51.9
(Cape, Gast, Caudillo, VanHouten)	
3. So. Cal. Cheetahs	51.9
(Carral, Bell, Gregoire, Green)	

480 YARD SPRINT MEDLEY RELAY

1. Los Angeles Mercurettes	1:49.8
(Muse, Walker, Smith, Newton)	
2. Scottsdale Track Club	2:06.5
(Carvalho, Secchiari, Wellman, Hollister)	

ONE MILE RELAY (4x440)

1. San Jose "A"	4:10.9
(Bing, Douglas, Shearer, Belk)	
2. San Jose "B"	4:38.5
(Bonacich, Greenburg, Hanse, Slivkoff)	

TWO MILE RELAY (4x880)

1. Los Angeles T. C. "A"	9:07.0
(Antoniewicz, Brown, Costello, Flournoy)	
2. So. Cal. Cheetahs	9:44.0*
(Bell, Equipilag, Gregoire, Carral)	
3. Blue Angels T. C.	9:49.4
(DeNoon, Billings, Rose, Czarnetzki)	
4. San Jose Cindergals	10:33.6
(Wotherspoon, Guinn, Greenberg, Bier)	

*Non Scoring

DISCUS

1. Jane Haist	CNT	182-10*
2. Vivian Turner	LIT	145-2
3. Lisa Voogelsang	UNLA	136-2
4. Denise Holloway	SJC	117-1
5. Marilyn White	VOSTC	109-6
6. Lisa Cravits	LATC	106-6
7. Shelly Brown	UNATT	102-8
8. Debbie Hughes	VOSTC	99-11

HIGH JUMP

1. Debbie Brill	CNT	6-2*
2. Louise Walker	CNT	5-10*
3. Kris Remmling	UNATT	5-8
4. Carol Elliot	CNT	5-6*
5. Monique Donithan	VOSTC	5-6
6. Cindy Gilbert	UNLA	5-4
7. Brenda Little	LIT	5-2
8. Sue Summers	CNT	5-4*
9. Ganice Zberanek	LIT	5-2
10. Cathy Cook	BA	5-2
11. Ann Crump	CNT	5-2*
12. Kim Costello	LATC	5-2
13. Pam Newton	LAM	4-10

*Non Scoring

JAVELIN

1. Allison Hayward	CNT	174-6*
2. Lauri Kern	CNT	165-9*
3. Marilyn White	VOSTC	150-10
4. Louise Belland	CNT	148-7*
5. Lisa Van Benthem	UNATT	145-6
6. Connie Gasson	LATC	143-3
7. Raedean Rona	P-USA	134-1
8. Arleen Moars	SJC	113-0

3) Collette Winlock (B)	25.1
400m Dash:	
1) Chris Smallwood (ML)	57.3
2) Lorraine Howard (Alberta)	57.6
3) Pam Evans (ML)	59.4
800m Run:	
1) Donna Valaitis (CanOlym)	2:11.7
2) Ann Regan (Cupertino)	2:14.2
3) Kathy Darcy (Alberta)	2:17.3
1500m Run:	
1) Kathy Darcy (Alberta)	4:35.2
2) Kathy Adams (WillisSpike)	4:36.5
3) Karen Bain (un)	4:37.1
3000m Run:	
1) Kathy Adams (Spikettes)	10:22.
2) Ann Trason (MontereyPen)	10:27.
3) Lisa Greenberg (SJC)	11:03.
100m Hurdles:	
1) Marilyn King (MillBlion)	14.3
2) Cherrie Sherrard (NCS)	14.6
3) Yvonne Boone (BerKE.Bay)	14.9
400m Hurdles:	
1) Stella Edwison (ML)	66.0
2) Amber Souza (Spikettes)	67.9
3) Joanna Hansen (SJC)	68.0
1 Mile Race Walk:	
1) Chris Sakelarios (RCF)	16:10.
2) Sally McPherson (SJC)	17:18.
440 Yd Relay:	
1) Millbrae Lions	47.8
2) Cal State Chico	50.2
3) N. Calif. Seniors	51.3
880 Yd Medley Relay:	
1) Millbrae	1:52.8
2) Orinda	1:53.7
3) Arrow Track Club	1:53.5

Mile Relay:

1) San Jose Cindergals	4:22.0
2) Orinda	4:27.6

2 Mile Relay:

1) San Jose Cindergals A	11:55.0
2) San Jose Cindergals B	11:55.1

High Jump:

1) Cyrdy Sandberg (un)	5-6
2) Pam Blackburn (un)	5-4
3) Janice Pickens (CSH)	5-0

Long Jump:

1) Zaren Elmore	5.55m/18-2 3/8 (ML)
2) Collette Winlock	4.97m/16-4 6/8 (B)
3) Terry McClure	4.86m/15-11 6/8 (S)

Shot Put:

1) Judy Lane (CSH)	38-5
2) Cherrie Sherrard (NCS)	36-2 1/2
3) Jan Schenck (CH)	35-2

Discus:

1) Judy Lane (CSHayward)	138-3
2) Liz O'Connor (ML)	113-5 1/2
3) Kathy Grab (CSHayward)	108-4 3/4

Javelin:

1) Lynn Cannon (ML)	51.10m
2) Barbara Whitfield (un)	48.94m
3) Arlene Mears (SJC)	35.80m

Millbrae Lions 144, Cal State Hayward 46, Willis Spikettes 44.

Intermediate 14-15

100 Yd Dash:

1) Kelia Bolton (ML)	11.0
2) Marian Franklin (ML)	11.1
3) Debbie Solga (OTC)	11.6

220 Yd Dash:

1) Kelia Bolton (ML)	25.3
2) Marquita Belk (SJC)	25.6
3) Michelle Hawthorne (Berk)	25.6

440 Yd Dash:

1) Marquita Belk (SJC)	58.1
2) Michelle Hawthorne (B)	60.7
3) Joanie Stuart (Berk)	63.6

800 Yd Run:

1) Ann Nunziata (SJC)	2:26.0
2) Rozanne Bier (SJC)	2:26.6
3) Kris Roberts (WS)	2:26.6

1 Mile Run:

1) Rozanne Bier (SJC)	5:25.8
2) Peggy Lavelle (ML)	5:45.2
3) Connie Curneen (ML)	6:12.2

2 Mile Run:

1) Roxanne Bier (SJC)	11:31.2
2) Kelly Jones (OTC)	11:53.2
3) Dede Mavis (SJC)	12:12.3

3) Kim MacLay (Cupertino)	2:28.4
1 Mile Run:	
1) Val Davis (RCF)	5:13.1
2) Debbie Lee (OTC)	5:13.9
3) Kerry Brogan (ATC)	5:21.5
80m Hurdles:	
1) Gigi Hurley (ML)	12.5
2) Mary Grevelt (RCF)	12.6
3) Glyn Mills (RCF)	12.8
200m Hurdles:	
1) Gretchen Mills (RCF)	29.7
2) Mary Grevelt (RCF)	30.9
3) Kim Anderson (ATC)	31.9
3) Duffy Carolan (SV)	31.9
1 Mile Race Walk:	
1) Kim Graham (RCF)	8:19.8
2) Debra O'Sullivan (SJC)	9:00
3) Sue Dittman (ATC)	9:01
440 Yd Relay:	
1) Berkeley East Bay	50.1
2) Millbrae Lions A	51.5
3) Cupertino Yearlings A	52.7
880 Yd Medley Relay:	
1) Berkeley East Bay	1:54.9
2) San Jose Cindergals	1:58.9
3) Orinda A	2:00.8
1 Mile Relay:	
1) Redwood City Flyers	4:19.5
2) Orinda TC	4:22.7
3) Salinas Vly TC	4:31.7

High Jump:

1) Angela Phifer (A)	4-10
2) Carol Gleason (Cuper)	4-9
3) Diane Brodie (ATC)	4-9

Long Jump:

1) Pat McHoney (MontPen)	16-3
2) Angela Phifer (Appa)	16-2 1/2
3) Lisa Filkewski (Cuper)	15-5

Shot Put:

1) Sandy McMillan (SR)	37-2 3/4
2) Gillian Delear (ATC)	36-9 3/4
3) Kathy Martin (SR)	35-4 1/2

Discus:

1) Gillian Delear (ATC)	96-1 3/4
2) Alissa Weakley (Cuper)	92-8
3) Tamy Billik (ATC)	80-10 1/2

Javelin:

1) Lisa Filkewski (Cuper)	107-1
2) Terry Sirella (ATC)	96-0
3) Wandy Ashton (RCF)	95-0

Redwood City Flyers 96, Arrow Track Club 76, Cupertino Yearlings 62.

Midget

100 Yd Dash:

1) Bonnie Williams (ML)	12.0
2) Veronica Tunningham (B)	12.4
3) Linda Farragan (SV)	12.4

220 Yd Dash:

1) Bonnie Williams (ML)	27.4
2) Sherrill Miller (Cuper)	27.5
3) Eartha Bradford (ES)	29.2

440 Yd Dash:

1) Sherrill Miller (Cuper)	62.2
2) Heidi Ellis (OTC)	65.1
3) Anita Roberts (HS)	63.5

800 Yd Run:

1) Suzanne Slivkoff (SJC)	2:35.6
2) Stacey Threadgill (A)	2:37.6
3) Sue Martinez (WS)	2:40.6

Mile Run:

1) Jeanni Fuller (NC)	5:34.6
2) Maria King (ATC)	5:46.2
3) Jackie Lewis (ATC)	5:54.3

50 Yd Hurdles:

1) Laura Heizman (ATC)	7.7
2) Reray Schoenlein (A)	8.7
3) Nancy Kleivickis (ATC)	8.7

1 Mile Race Walk:

1) Kim Salinas (A)	9:06.8
2) Andrea Eunting (RCF)	9:06.8
3) Dawn Kacs (RCF)	9:30.0

440 Yd Relay:

1) Hal Steppers	55.9
2) Orinda TC A	57.4
3) East Shore	57.4

880 Yd Medley Relay:

1) Berkeley	2:04.0
2) Orinda TC A	2:06.7
3) Salinas	2:06.3

Appaloosa 48, Arrow 44, Orinda 38, /Don Bailes/

April 24. Pleasant Hill. Diablo Valley Invitational Track & Field Meet, at Diablo Valley College

7 & Unders

50 Yd Dash:

1) Scott Sutter (Sparta)	7.4
--------------------------	-----

100 Yd Dash:

1) Scott Sutter (Sparta)	14.5
--------------------------	------

440 Yd Dash:

1) Guerin Myall (SV)	1:18.3
----------------------	--------

Mile Run:

1) Gregg Scattini (Salinas)	5:47.8
-----------------------------	--------

Long Jump:

1) Carlo Ferrario (Napa)	10-3
--------------------------	------

9 & Unders

50 Yd Dash:

1) Erik King (Valley Moon)	6.9
----------------------------	-----

100 Yd Dash:

1) Bill Stanbarry (BEB)	12.8
-------------------------	------

220 Yd Dash:

1) Clarence Brown (RS)	30.0
------------------------	------

440 Yd Dash:

1) Clarence Brown (RS)	1:08.9
------------------------	--------

880 Yd Run:

1) Chuck Haggard (VlyMoon)	2:40.6
----------------------------	--------

Mile:

1) Marty Munn (Salinas Vly)	5:37.4
-----------------------------	--------

440 Yd Relay:

1) Herbert Hoover	58.8
-------------------	------

880 Yd Walk:

1) Mark Ibrahim (Arrow)	4:40
-------------------------	------

Long Jump:

1) Scott Squire (Napa)	13-10
------------------------	-------

High Jump:

1) Chuck Haggard (VlyMoon)	4-4 1/2
----------------------------	---------

10-11

70 Yd LH:

1) Eric Carlson (Cupertino)	10.9
-----------------------------	------

100 Yd Dash:

1) Bill Shirley (Hoover)	11.7
--------------------------	------

220 Yd Dash:

1) Charles Brown (Richmond)	27.8
-----------------------------	------

440 Yd Dash:

1) Deante Topps (Hoover)	1:03.7
--------------------------	--------

880 Yd Run:

1) Angelo Sakelarios (RCF)	2:30.2
----------------------------	--------

Mile:

1) Brian Bergstrom (Arrow)	5:30.7
----------------------------	--------

Two Mile Run:

1) Dave McFadden (WS)	11:35.0
-----------------------	---------

440 Yd Relay:

1) Eastside Youth AC	54.1
----------------------	------

Mile Relay:

1) Arrow "A"	4:31.9
--------------	--------

880 Yd Walk:

1) David Smathers (Arrow)	4:04
---------------------------	------

Long Jump:

1) Andy Sythe (Sparta)	16-8
------------------------	------

High Jump:

1) Brad Riel (Diablo Vly)	4-11
---------------------------	------

Triple Jump:

1) Jeff Rossman (Arrow)	32-2 1/2
-------------------------	----------

6# Shot Put:

1) Jerry Croxdale (Napa)	40-4
--------------------------	------

12-13

70 Yd LH:

1) Wendell Sells (Salinas)	9.5
----------------------------	-----

100 Yd Dash:

1) Darryl Phillips (RS)	10.8
-------------------------	------

220 Yd Dash:

1) Darryl Phillips (RS)	25.1
-------------------------	------

440 Yd Dash:

1) Greg Johnson (Sparta)	56.8
--------------------------	------

880 Yd Run:

1) Allen Miller (Salinas)	2:13.8
---------------------------	--------

Mile:

1) Don Aviles (RCF)	5:01.2
---------------------	--------

Two Mile:

1) Don Aviles (RCF)	10:36.4
---------------------	---------

April 24. Livermore. 5th Annual Livermore Valley 8.5 Mile Run:

1) Jim Nuccio (WVTC)	43:24
2) Jan Serlsen (EXTC)	45:02
3) Bill Clark (WVTC)	45:22
4) Pete Flanagan (A&T)	45:24
5) Bill Squire (WVTC)	47:02
6) Daryl Squire (WVTC)	47:17
7) Doug McLean (WVTC)	47:32
8) John Weidinger (EXTC)	48:25
9) Kent Guthrie (WVJ&S)	48:40
10) Ted Quintana (WVTC)	49:06
11) Roland Watson (WVTC)	49:30
12) Keith Crowder (TRAC)	49:45
13) Dan Moore (LVRC)	49:58
14) Ralph W. Fowles (WVJ&S)	50:07
15) Bill Dunlop (LVRC)	50:42
16) Gerald Werner (Jn)	50:58
17) Monty R. Schafer (un)	51:07
18) Jerome Lewis (NCSTC)	51:21
19) Brian Bonner (Liv)	51:30
20) Bob Myers (Pamaid)	51:50
21) Kerry Kilgore (Sundance)	51:51
22) Ross M. Rowley (un)	51:56
23) John R. Finch (NCSTC)	51:59
24) Bert Johnson (LVRC)	51:59
25) Rich Fishbaugh (un)	52:02
26) Abe Underwood (ECRC)	52:20
27) Edward P. Lee (LVRC)	52:30
28) Robert Malain (NCSTC)	52:56
29) Hoyt Walker (LVRC)	53:24
30) Floyd Clendenen (un)	53:20
31) Robert G. Woodliff (WVJ&S)	53:37
32) Gary Alderman (un)	53:57
33) Ed Jerome (TRAC)	54:16
34) Frank Nolan (un)	54:22
35) Ignatius deVilliere (un)	54:39
36) Marvin Winer (WVTC)	54:40
37) Bill Catanese (un)	54:47
38) Lou Daugherty (WVRC)	55:25
39) Richard Ryan (LVRC)	55:26
40) Rob Alemany (DolphinSE)	55:38
41) Evan MacBride (BuffChp)	55:41
42) Gough Reinhardt (NCSTC)	55:42
43) Larry Pugh (un)	55:54
44) Donald MacDonald (DSE)	55:59
45) Sharon Furtado (un)	56:00
46) David McCormack (un)	56:02
47) John Ryan (DSE)	56:03
48) Larry Wright (LVRC)	56:05
49) Bryan E. Holmes (un)	56:13
50) Larry Sumner (BuffChp)	56:18
212 Finishers /Bill Dunlop & Tok Suyenhiro/	

April 25. SPA-AAU 50 kilometer Championships

1) Ken Moffitt	3:12:04
2) Pete Paterson	3:20:00
3) Michael Harrie	3:21:11
4) Gary Cohen (1st 19 und)	3:25:02
5) Michael O'Callaghan	3:26:34
6) Jonathan Brower	3:27:24
7) Bart Coventry (1st SubM)	3:30:24
8) Stewart Boden	3:30:24
9) Dennis Parrish	3:31:13
10) Ken Ganezer	3:31:49
11) Wally Shiel	3:39:39
14) David Parker (1st 40+)	3:47:45
24) Richard Davies (1st 50+)	4:25:01

Prediction Award--Luis Lucero--52 sec. /Connie Rodewald/

April 24. Sanger. 1976 Sanger Invitational, Class "A":

330 LH: 1) Willie Carter (Riverdale) 38.7
400m Relay: 1) Hanford 43.6
Discus: 1) Ted Torosian (Sanger) 159-1
3000m: 1) Steve Cotton (Lemoore) 9:17.2
110m HH: 1) Mike Perryman (Lemoore) 14.9
Triple Jump: 1) John Rayford (Avenal) 46-8
800m: 1) Raul Contreras (Reedley) 2:02.9
Pole Vault: 1) Mike Sula (Lemoore) 14-6
100m: 1) Mark Lee (Hanford) 10.8
High Jump: 1) Bret Bell (Sanger) 6-5
1500m: 1) Dennis Christensen (Sang) 4:14.2
Shot Put: 1) Keith Breshears (Riverd) 51-10 1/2
400m: 1) Floyd Harris (Hanford) 50.9
200m: 1) Mark Lee (Hanford) 22.6
Long Jump: 1) John Kimura (Fowler) 20-9 1/2
Mile Relay: 1) Hanford 3:37.0
Weightman Relay: 1) Sanger 47.6
/Dave Dodson/

May 1. Fresno. City Track Finals-- Junior High--9th Grade

High Hurdles: 1) Pretzer (Sierra) 9.1
120 Yd LH: 1) Jackson (Irwin) 14.2
100 Yd Dash: 1) Ireland (Irwin) 10.2
220 Yd Dash: 1) Tompson (Irwin) 23.3
880 Yd Run: 1) Hara (Kings Canyon) 2:06.9
Mile: 1) Thornton (Ahwahnee) 4:45.4
440 Yd Relay: 1) Irwin 44.8
Shot Put: 1) Milovich (Teraya) 47-11 1/2
Discus: 1) Ellis (Tenaya) 114-2 1/2
Long Jump: 1) Bradley (Sierra) 21-11
High Jump: 1) Vanderpool (Kings) 5-9
Mile Relay: 1) Irwin 3:41.5
Pole Vault: 1) Osborne (Kings Cyn) 9-0
/ Joe Herzog/

May 2. Arcata. Avenue The Giants Marathon at Humboldt Woods State Park

1) Ernie Rivas (Pama) 2:23:17
2) Paul Cook (AIA) 2:23:26
3) James Barker (WVTC) 2:26:52
4) Dennis O'Halloran 2:26:57
5) Ed Schelegle (AggieTC) 2:27:24
6) Howard Labrie (SRRC) 2:27:48
7) Daryl Zapata (WVTC) 2:27:54
8) Brock Hipsman 2:28:15

May 2. Oakland. Holy Names College May Run, 6.5 Miles

1) Jan Sershen 30:18
2) Bill Seaver 30:53
3) Frank Donahue 32:01
4) Bob Darling 32:10
5) Vincent Spangler 32:15
6) Kent Guthrie 32:18
7) Jim O'Neill (50+) 32:19
8) John Clary 32:22
9) Jose de Araujo 32:28
10) Ralph Bowles 32:30
11) Keith Crowder 32:37
12) Doug Eutt 32:52
13) Bill Zachary 32:57
14) Richard Stiller 33:03
15) Robert Paredes 33:20
16) Ted Wilson 33:21
17) Bill Jensen (40+) 33:29
18) Bill Spence 33:42
19) Barry Armstrong 33:56
20) Rick Rockwell 33:57
45) Sharon Furtado 36:12
/George Kous/

May 1. Alamitos. 1st City of Alamitos Marathon

1) Truman Clark (BHS) 40 2:28:00
2) Skip Shaffer (CCAC) 37 2:31:20
3) Joe Burgasser (SJC) 37 2:47:21
4) Steve Andes (un) 30 2:47:21
5) Tom Corey (GPAC) 2:50:22
/ Joe Burgasser/

May 1. Pan American Road Run. 6.0 Mile:

1) Reid Harter (SPVT) 29:29
2) Mike Chambliss (un) 29:51
3) Joe Carlson (AATC) 30:17
4) Ron Kurrle (BHS) 30:45
5) Lou Hurtado (un) 32:21
6) Todd Ferguson (AIA) 32:28
7) Jeff Tribble 32:57
8) Glen Leckman 33:05
9) Bill Fitzpatrick 33:24
10) Darrell Downey (SMTC) 33:37
11) Dennis Kelley 33:57
12) Rick Nebeker 33:57
13) Sam Nicholson (STC) 1-40+ 35:15
14) Ken Smith 35:21
15) Al Barrett 35:33
16) Gilbert Perez (STC) 2-40+ 35:40
17) Ron Williams 35:58
18) Steve Richard 36:01
19) Frank Duarte 36:25
20) M. Gibbs 1-Grl 36:39
21) Robert Nyman (CCAC) 36:59
22) Rudy J. Ceja (STC) 1-50+ 37:05
23) Ben Gurrrola 37:16
24) Tim Lawrence 37:19
25) Tom Lawrence 37:20
26) John Bushman 37:21
27) Dick Berres 3-40+ 37:39
28) Victor Gonzales 37:56
29) Leon Wasserman (un) 4-40+ 38:14
30) Jim Miller (STC) 2-50+ 38:36
46) Jamie Bower 1-Wom 41:07
50) Margaret Miller (VCTC) 1-WV41:41
53) Kathy Martin 2-Wom 42:07
/John Brennan/

May 1. Valencia. Western States Championships Women:

100m: 1) Hunter (Comp) 12.2
2) Douglas (Comp) 12.3
3) Quirkie (Ver) 12.7
200m: 1) Quirkie (Ver) 25.0

200m: 1) Tavie (Comp) 21.1
2) Campbell (CCC) 22.0
3) Arderson (LATT) 22.2
400m: 1) Conaway (Cx) 47.6
2) Taylor (Mgor) 47.6
3) Senlock (COC) 48.6
500m: 1) Martin (AHC) 1:53.6
2) Howell (SECC) 1:55.2
3) Walker (WLA) 1:55.6
1500m: 1) Genschmer (AHC) 3:54.1
2) Blackburn (Moor) 3:55.2
3) Cusick (CCG) 3:55.4
3000m Steeplechase: 1) Casillas (COC) 9:25.7
2) Brenneman (COC) 9:38.0
3) Moriarty (Glen) 9:39.8
5000m: 1) Zinger (Moor) 14:51.8
2) Croad (Glen) 14:59.4
3) Haake (SBCC) 15:04.6
110m HH: 1) McDonald (Moor) 14.9
2) Miller (Ven) 14.9
3) Sanchez (SECC) 15.1
400m IH: 1) Estaban (Glen) 52.3
2) Harris (COC) 53.8
3) Miller (Ven) 54.2
440 Relay: 1) Compton 41.5
2) Glendale 42.1
3) Santa Barbara 42.3
Mile Relay: 1) Glendale 3:17.4
2) West LA 3:17.8
3) LA Trade Tech 3:19.6
Pole Vault: 1) Kruse (Glen) 14-6
2) Meledy (SBCC) 14-6
3) Lionberger (Moor) 14-0
High Jump: 1) LaRusch (Glen) 7-0
2) Boyd (WLA) 6-10 1/2
3) Churchill (COC) 6-8
Long Jump: 1) Smith (Ven) 23-11 3/4
2) Sanchez (SECC) 23-5 1/2
3) Spencer (Comp) 23-1
Triple Jump: 1) Whitehead (WLA) 46-3 3/4
2) Roberts (Glen) 46-3 1/2
3) Sanchez (SECC) 45-9 1/2
Shot Put: 1) Laut (Moor) 55-2 1/2
2) Lacopetti (Glen) 54-8
3) Engle (COC) 51-5
Discus: 1) Engle (COC) 162-4
2) Carr (Ver) 141-8
3) Bostock (Moor) 140-2
Javelin: 1) Carl (WLA) 213-6
2) Hodges (Glen) 204-5
3) Lewis (AHC) 18-5
Glendale 97, College of the Serranos 94, Moorpark 72, Santa Barbara CC 66, West LA 60, Compton 49, Allan Hancock 36, Ventura 35, LA Trade Tech 28, Oxnard 15, Ray Kring/Monty Cartwright/John Tansie

May 8. Bakersfield. 6 Mile Handicap at Hart Park:

1) B. Peck 34:37
2) G. Hinz 36:45
3) R. Rodriguez 33:17
4) C. Rossi 40:23
5) L. Jordan 33:55
6) J. Rodarte 37:45

1) Joe Phillips (Chapman) 6-10
Discus Throw: 1) Nate Pogues (un) 159- 1/2
Triple Jump: 1) Dan Luna (CS:LA) 44-3 1/2
120 Yd HH: 1) Al Borden (un) 15.0
830 Yd Run (rated): 1) Randy Shepherd (Weber St) 1:57.2
880 Yd Run (seeded): 1) Dan Dean (un) 1:52.9
440 Yd IH: 1) Clyde Earker (Weber St) 54.1
220 Yd Dash: 1) Johnny Ware (un) 22.0
3) Mile (rated): 1) Dan Dean (un) 15:00.8
3) Mile (seeded): 1) Tom Lee (un) 13:58
/Chris Rinne/

May 7&8. Redlands. NAIA District III Championships

3000m Steeplechase: 1) Van Arsdale (Pt. Loma) 9:14.2
2) Sisler (Oxy) 9:18.6
3) Sweeney (Oxy) 9:28.4
10,000m Walk: 1) Ken Isaak (FresnoPac.) 61:44.6
440 Yd Relay: 1) Oxy 42.0
2) Westmont 42.3
3) Cal Lutheran 42.4
100m: 1) Brown (Westmont) 10.5
2) Burgess (Redlands) 10.6
3) Jim Pickard (FresPac) 10.6
200m: 1) Young (Oxy) 21.1
2) Brown (Westmont) 21.3
3) Rose (Cal Lutheran) 21.6
400m: 1) Hodges (Pt. Loma) 49.1
2) Tanner (Oxy) 49.4
3) Acosta (Cal Luth) 49.7
800m: 1) Tarn (Redlands) 1:51.0
2) Davenport (Westmont) 1:51.5
3) Caldwell (Azusa) 1:54.3
1500m: 1) Caldwell (Azusa) 3:47.6
2) Armstrong (PomonaPitzer) 3:53.4
3) Browning (Cxy) 3:53.8
5000m: 1) Armstrong (Pom-Pitz) 14:32.6
2) Hartig (Fresno Pacific) 14:38.6
3) Jameson (Oxy) 14:42.6
10,000m: 1) Hartig (Fresno Pacific) 30:45.8
2) Jameson (Oxy) 31:32.4
3) Kryczko (Oxy) 31:45.8
110m Hurdles: 1) Smith (Pomona-Pitzer) 14.3
2) David (Oxy) 14.5
3) San German (Whittier) 14.9
400m Intern: 1) Taylor (Oxy) 51.5
2) Orr (Pomona-Pitzer) 52.9
3) Krupnik (Redlands) 55.9
Mile Relay: 1) Oxy 3:15.7
2) Westmont 3:19.7
3) Cal Lutheran 3:20.6
High Jump: 1) Case (Biola) 6-8
2) Weeks (Cal Luth) 6-6
3) Hightower (Westmont) 6-4
Shot Put: 1) Howard (Westmont) 55-9
2) Madison (Oxy) 51-11
3) Wigton (Cal Luth) 51-5
Triple Jump: 1) Case (Biola) 6-8
2) Weeks (Cal Luth) 6-6
3) Hightower (Westmont) 6-4

CHASE--1. Dyer (Lassen), 9:57.4
110HH--1. Bransom (P), 14.2
400IH--1. Starmer (B), 53.8; 2. Morris (Cuesta), 54.1; 3. Koopsen (MiraCosta), 54.5.
440 RELAY--1. Porterville, 41.9; 2. Harnell, 41.9. MILE RELAY--1. Skyling, 3:20.8; Hartnell, 3:21.4. HJ --1. Adams (College of the Desert), 6-8; 2. Bullard (Shasta), 6-6. PV--1. Parr (CU), 14-6; 2. Jenkins (P), 14-0. LJ--Tribble (COD), 22-7; T--Larkin (Sisk), 47-2 1/2. SP--McDonald (Sh), 50-0. DT--1. Chabers (MC), 156-7; 2. Tinsley (Yuba City), 153-7; 3. John (Sisk), 153-3. JT --1. Paur (P), 216-7; 2. Tousseint (COD), 213-10; 3. Thornburg (H), 203-3.

TEAM SCORES--Porterville 86, Skyline (Oakland) 78, College of the Desert 56, Hartnell 42, MiraCosta 41, Antelope Valley and Butte 38, Shasta 33, Cuesta 30, Imperial Valley 18.

May 7 & 8, Fresno: West Coast Relays.

High Schools POLE VAULT 1. Mike Sula, Lemoore, 15-6 (WCR record; old record 14-7, John Baker, McLane 1971; 2. Billy Pierce, Sanger, 15-0; 3. Tom High, Fremont, 14-6; 4. Mike Thornton, Hoover, 14-6; 5. Ron Hunt, Wasco, 14-0; 6. Scott Stephens, Highland, 14-0.
2-MILE RELAY 1. Oakland (Doug Owyang, Irving Gonzales, Darrel Winston, Bruce Sterling) 7:49.5; 2. Madera 7:56.3; 3. St. Ignatius 7:57.1; 4. Mt. Pleasant (San Jose) 7:58.2; 5. Clovis 7:59.3; 6. Piedmont Hills (San Jose) 8:05.2.
DISTANCE MEDLEY RELAY 1. Skyline (Oakland), (Jim Pearl, Jim Snyder, Lionel Foster, Brian Moss) 10:22.1; 2. Westmore (Daly City), 10:30.2; 3. Watsonville 10:32.2; 4. Shafter 10:34.7; 5. Madera 10:40.2.
440 YARD RELAY Enrollment 750 or under 1. Strathmore, (Gary Banks, Rudy Salinas, Rick Aguilar, Keith Walters) 44.0; 2. San Joaquin Memorial 44.0; 3. Pacifica 45.07; Chowchilla 45.27.
Enrollment 751 to 1,499 1. Lemoore, (Lavern Cotton, George Gaffney, Art Bradford, James Jones), 43.22; 2. Edison, 43.52; 3. Seramonte (Daly City), 43.65; 4. McClymonds (Oakland), 44.19; 5. Grant Union, Sacramento, 44.5; 6. Sierra, 44.76.
Open 1. Mt. Pleasant (San Jose) (Varsi Littlejohn, Glenn Cannon, Ron Reed, Ken Meriwether) 41.94; 2. Piedmont Hills (San Jose) 41.98; 3. Balboa (San Francisco) 42.22; 4. East Bakersfield 42.90; 5. Silver Creek (San Jose) 42.94.
HIGH JUMP 1. Gary Miller, Madera, 6-8; 2. John La... American (Fremont), 6-8; 3. Todd Ward, Bakersfield, ... Chris Kinney, Oakland, 6-6; 5. Thuris Gibbs, Andrew Hill (San Jose), 6-6; 6. Bret Bell, Sanger, 6-6.
LONG JUMP 1. Willy Alexander, Roosevelt, 23 1/4; 2. Dave Hill, Foothill, 22-11; 3. Ken Vasquez, Mills (Millbrae), 22-7 1/2; 4. Gary Harris, Foothill, 22-6 1/4; 5. Al Rodriguez, Fresno, 22-3; 6. John Kimura, Fowler, 21-1.
DISCUS 1. Scott Endler, Hoover, 185-4 (WCR record; old record 184-6 by Dave Hickson, Leland (San Jose) 1973; 2. Matt McNaughton, Hoover, 179-8; 3. Mike Bowles, San Ramon, 167-6; 4. Bill Perry, Fremont, 166-5; 5. Ray Gonzales, Silver Creek (San Jose) 163-5; 6. Tom Rhoads,

Discuss:	
1) Ellis (Tenaya)	114-2 1/2
Long Jump:	
1) Fradley (Sierra)	21-11
High Jump:	
1) Vanderpool (Kings)	5-9
1) Irwin	3:41.5
Mile Relay:	
1) Osborne (Kings Cyn)	9-0
/Joe Herzog/	

20) M. Gibbs 1-Gr1	36:59
21) Robert Nyman (CCAC)	36:59
22) Rudy J. Ceja (STC) 1-50+	37:05
23) Ben Gurrola	37:16
24) Tim Lawrence	37:19
25) Tom Lawrence	37:20
26) John Bushman	37:21
27) Dick Berres 3-40+	37:39
28) Victor Gonzales	37:56
29) Leon Wasserman (un) 4-40+	38:14
30) Jim Miller (STC) 2-50+	38:36
46) Jamie Fower 1-Wom	41:07
50) Margaret Miller (VCTC) 1-WV41:41	
53) Kathy Martin 2-Wom	42:07
/John Brennan/	

1) Engle (CCC)	162-4
2) Engle (CCC)	141-8
3) Carr (Ver)	140-2
3) Bostock (Moor)	
Javelin:	
1) Carl (WLA)	213-6
2) Hodges (Glen)	204-5
3) Lewis (AHC)	18-5
Glendale 97, College of the Canyons 94, Moorpark 72, Santa Barbara CC 68, West LA 60, Compton 49, Allan Hancock 36, Ventura 35, LA Trade Tech 28, Onward 15, Ray Kring/Monty Cartwright/John Tansie	

3) Jameson (Oxy)	14:42.6
10,000m:	
1) Hartig (Fresno Pacific)	30:45.8
2) Jameson (Oxy)	31:32.4
3) Kryczko (Oxy)	31:45.8
110m Hurdles:	
1) Smith (Pomona-Pitzer)	14.3
2) David (Oxy)	14.5
3) San German (Whittier)	14.9
400m Interm:	
1) Taylor (Oxy)	51.5
2) Orr (Pomona-Pitzer)	52.9
3) Krupnick (Redlands)	55.9
Mile Relay:	
1) Oxy	3:15.7
2) Westmont	3:19.7
3) Cal Lutheran	3:20.6

1. Mt. Pleasant (San Jose) (Varsi Littlejohn, Glenn Cannon, Ron Reed, Ken Meriwether) 41.94; 2. Piedmont Hills (San Jose) 41.98; 3. Balboa (San Francisco) 42.22; 4. East Bakersfield 42.90; 5. Silver Creek (San Jose) 42.94.
HIGH JUMP
1. Gary Miller, Madera, 6-8; 2. John La American (Fremont), 6-8; 3. Todd Ward, Bakersfield, 6-8; 4. Chris Kinney, Oakland, 6-6; 5. Thurlis Gibbs, Andrew Hill (San Jose), 6-6; 6. Bret Bell, Sanger, 6-6.
LONG JUMP
1. Willy Alexander, Roosevelt, 23-1/4; 2. Dave Hill, Foot-Hill, 22-11; 3. Ken Vasquez, Mills (Millbrae), 22-7 1/2; 4. Gary Harris, Foothill, 22-6 1/4; 5. A.I. Rodriguez, Fresno, 22-3; 6. John Kimura, Fowler, 21-1.

May 2. Arcata. Avenue The Giants Marathon at Humboldt, Woods State Park

1) Ernie Rivas (Pama)	2:23:17
2) Paul Cook (AIA)	2:23:26
3) James Barker (WVTC)	2:26:52
4) Dennis O'Halloren	2:26:57
5) Ed Schelegle (AggieTC)	2:27:24
6) Howard Labrie (SRRC)	2:27:48
7) Daryl Zapata (WVTC)	2:27:54
8) Brock Hinzman	2:29:15
9) Gary Goettelmann (WVTC)	2:29:28
10) Patrick Burbee (ChicoRC)	2:29:52
11) Jim Sane (BuffChips)	2:31:50
12) Bob Bunnell (MarinAC)	2:32:30
13) John Weidinger (ExcelTC)	2:33:29
14) Clayton Steinke (MOYV)	2:33:38
15) James Howard	2:33:41
16) Dennis Dillie (WVTC)	2:33:58
17) John Butterfield (USN)	2:34:06
18) Romero Mendoza (VlyMoon)	2:36:57
19) Jake White (TRAC)	2:39:00
20) Walt Schafer (ChicoRC)	2:39:49
21) Brian Bonner (LivvlyTC)	2:40:15
22) John Rudberg (STC) 1-40	2:40:28
23) Mark Elias (SRRC)	2:40:38
24) Ed Almeida (SDTC) 1-50	2:41:11
25) Bob Myers (Pama)	2:41:14
26) Frank Krebs (BuffChps)	2:41:37
27) Chuck Stagliano (DSE)	2:42:22
28) Atkins Chun	2:42:35
29) David Warren (ETC)	2:42:56
30) Richard Lenon, MD	2:44:16
31) Paul Keller (HH)	2:44:37
32) Rod Smith (SRRC)	2:44:43
33) Abe Underwood (BuffCh)	2:45:03
34) Tim Nikceovich (Berkeley)	2:45:34
35) Dan Moore (LVRC)	2:45:49
36) Robert Parks (Pama)	2:46:52
37) William Dunlop (LVRC)	2:47:35
38) Edwin Jerome II (TRAC)	2:47:37
39) Alan Jensen (Oregon)	2:47:59
40) Doug Rennie (BuffCh)	2:48:15
41) Tony Mezzapelle (SanJ)	2:48:41
42) David Swezey (SRRC)	2:48:54
43) John Notch (WVTC)	2:49:07
44) Joe Delgado (HSTC)	2:49:20
45) Jack Welch (Oregon)	2:49:23
46) Mickey Moberg (LivRun)	2:49:24
47) Fraser Rasmussen (Buff)	2:49:27
48) Craig Roland (Santa Rosa)	2:49:31
49) Douglas Young (Berk)	2:49:31
50) George Roach (San Raf)	2:49:52
52) Jacqueline Hansen (SFVTC)	2:50:18
71) Flory Rodd 2-50	2:54:18
106) Judy Gumbs	3:01:19
113) Leal-Ann Reinhart	3:02:43
127) Ruth Anderson	3:05:49
140) Marilyn Taylor	3:09:32
156) Joan Ulliyot	3:14:17
161) Teresa Bertolino	3:15:05
177) Eileen Burger	3:18:44
181) Karen Bessey	3:19:59
189) Mary Healy	3:21:29
/Richard Meyer/	

May 1. Valencia. Western States Championships

100m:	
1) Hunter (Comp)	12.2
2) Douglas (Comp)	12.3
3) Quicke (Ver)	12.7
200m:	
1) Quicke (Ven)	25.0
2) Douglas (Comp)	25.3
3) Hunter (Comp)	26.1
400m:	
1) McElroy (AHC)	60.5
2) Snider (Ven)	61.4
3) Douglas (Comp)	62.4
800m:	
1) Dendo (AHC)	2:24.3
2) Kinsey (Glen)	2:23.2
3) Ledgerwood (AHC)	2:23.9
1500m:	
1) Dendo (AHC)	4:52.1
2) Ledgerwood (AHC)	5:03.7
3) Sailer (Ven)	5:12.6
100m Hurdles:	
1) Schmidt (AHC)	15.2
2) Roschie (Comp)	17.0
3) Black (AHC)	18.3
440 Relay:	
1) Compton	49.0
2) Allan Hancock	50.6
3) Santa Barbara CC	53.2
Mile Relay:	
1) Ventura	4:10.5
2) Allan Hancock College	4:18.2
3) Compton	4:19.6
High Jump:	
1) Schmidt (AHC)	4-10
2) Maloney (SECC)	4-10
3) Ledgerwood (AHC)	4-8
Long Jump:	
1) Douglas (Comp)	17-9 1/2
2) St. Amour (COC)	16-1 1/2
3) McElroy (AHC)	16-9 1/2
Shot Put:	
1) Dock (Ven)	37-9
2) Roachie (Comp)	36-0
3) Hunter (Comp)	34-6 1/2
Discuss:	
1) Dagra (AHC)	111-11
2) Snider (Ven)	110-3
3) Haek (SBCC)	108-3
Javelin:	
1) Oliver (AHC)	105-4
2) Gonzales (Ven)	105-1
3) Jimenez (Ven)	99-7
Allan Hancock College 143 1/2, Compton College 100 1/2, Ventura College 87, Santa Barbara CC 25, Glendale College 21, College of the Canyons 16.	
Men	
1) Herndon (Comp)	10.5
2) Campbell (CCC)	11.0
3) Pennick (LATT)	11.1

May 8. Bakersfield. 6 Mile Handicap at Hart Park:

1) E. Peck	34:37
2) G. Hinz	36:45
3) R. Rodriguez	33:17
4) C. Rossi	40:23
5) L. Jordan	33:55
6) J. Rodarte	34:45
7) R. Lozano	34:15
8) H. Stubblefield	42:37
9) B. Lee	39:02
10) D. Day	36:23
11) J. Cowles	37:11
12) T. S. Turner	44:24
13) P. Rodman	38:03
14) E. Lujan	39:32
15) B. Nestor	42:17
16) P. Ciccone	39:24
17) J. Garden	40:55
18) G. Castle	45:15
19) M. Wilde	46:15
20) J. Goldsmith	40:07
21) T. Nichols	40:53
22) D. Ratty	45:27
23) B. Gordon	43:19
24) M. Aguirre	46:34
25) G. Greswell	49:39
26) J. Seidel	47:52
27) G. Black	45:03
28) E. Dougherty	42:35
29) D. Scott	42:35
30) V. Turner	52:50
31) G. Black	47:52
32) M. Coates	53:06
33)	

/Larry Arnt/

May 8. Riverside. 10th Riverside Invitational Track & Field Meet at University of California

Hammer:	
1) Tom Allison (CSUN)	159-8
Pole Vault:	
1) Larry Rose (Weber St)	15-0
Javelin:	
1) Jim Feeney (un)	211-10
Long Jump:	
1) Kevin Coombs (Weber St)	22-3 1/2
Shot Put:	
1) Bruce Rothschild (CSUN)	53-2 1/2
300m Steeplechase:	
1) Lynn Strong (Weber St)	9:13.2
Mile Run, Section 1:	
1) Keith Knowles (Weber St)	4:21.2
Mile Run, Section 2:	
1) Cary Simons (CSULA)	4:11.8
440 Yd Dash:	
1) Marty Wagner (CSULA)	48.9
100 Yd Dash:	
1) Haggerty (USC)	10.0
High Jump:	

High Jump:

1) Case (Biola)	6-8
2) Weeks (Cal Luth)	6-6
3) Hightower (Westmont)	6-4
Shot Put:	
1) Howard (Westmont)	55-9
2) Madison (Oxy)	51-11
3) Wigton (Cal Luth)	51-5
Triple Jump:	
1) Namikas (Pomona-Pitz)	49-11 3/4
2) San German (Whittier)	49-2 3/4
3) Williams (Oxy)	48-10 1/2

Javelin:

1) Orell (Pomona-Pitz)	231-11
2) Davis (Redlands)	213-8
3) Jarvis (Whittier)	211-7

Pole Vault:

1) Sjoelund (Pt. Loma)	15-6
2) Johnson (Cal Luth)	15-0
3) French (Westmont)	14-6
Hagen (Biola)	14-6

Discuss:

1) Howard (Westmont)	192-0
2) Scott (Oxy)	152-2
3) Axelson (Pt. Loma)	130-0

Hammer:

1) Brown (Biola)	130-1
2) Gaffney (Azusa)	154-5
3) Wigton (Cal Luth)	1-2-2

Long Jump:

1) Johnson (Fresno Pac)	21-5 3/4
2) Haley (CHM)	22-10 3/4
3) Namikas (Pomona-Pitz)	22-7 1/2

Decathlon:

1) Kuppertsmit (Azusa)	7:21
2) Waters (Pt. Loma)	6:39
3) Buckwalter (Westmont)	6:08

Oxy 132, Westmont 101, Pomona Pitzer 76.4, Fresno Pacific 65.5, Cal Lutheran 64, Pt. Loma 54.4, Azusa Pacific 48, Biola & Redlands 36, Whittier 28, Claremont Harvey Mudd 10.4, USSD 9.4

At Porterville

100 METERS—1. Bunfing (Porterville), 10.7; 2. Bansom (P), 10.7. 200—1. Bunfing (P), 21.5; 2. Ransom (P), 21.6; 3. Hall (Hartnell), 21.8. 400—1. Hall (H), 49.3; 2. Pruess (Butte), 49.3. 800—1. Wells (College of the Redwoods), 1:51.2; 2. Vargas (Merced), 1:51.7; 3. Adams (Antelope Valley), 1:53.9; 4. Harris (Sierra), 1:53.9; 5. Waits (Siskiyou), 1:54.9. 1,500—1. Keller (Sierra), 3:55.5; 2. Munoz (Imperial Valley), 3:56.1; 3. Adams (AV), 3:57.3. 5,000—1. Hampton (AV), 15:00.4; 2. Roth (Menlo), 15:07.6; 3. Huff (Cuesta), 15:11.6. STEEPLE-

1. Scott Endler, Hoover, 185-4 (WCR record; old record 184-6 by Dave Hickson, Leland (San Jose) 1973; 2. Matt McNaughton, Hoover, 179-8; 3. Mike Bowles, San Ramon, 167-6; 4. Bill Perry, Fremont, 166-5; 5. Ray Gonzales, Silver Creek (San Jose) 163-5; 6. Tom Rhoads, Antioch, 161-6.

100YARD DASH

First Heat

1. Willie Jackson, Franklin (Stockton), 10.01; 2. Mark Lee, Hanford, 10.09; 3. Greg Flerory, Redwood, 10.19; 4. Victor Trapps, Pittsburg, 10.24; 5. Tony Glover, De Anza, 10.37.

Second Heat

1. Glen Cannon, Mt. Pleasant (San Jose), 9.87; 2. Bill Kemp, Fresno, 9.94; 3. George White, Balboa (San Francisco), 9.96; 4. Sherman Jones, Piedmont Hills (San Jose), 10.02; 5. Marvin James, Edison, 10.04.

Third Heat

1. Tiquilla Willis, Mission (San Francisco), 9.89; 2. Kelly Longstaff, Concord, 10.01; 3. Ernest Louis, Woodrow Wilson (San Francisco), 10.03; 4. Cliff Newesome, Madera, 10.05; 5. Ricky Nichols, East Bakersfield, 10.12.

Finals

1. Tiquilla Willis, Mission, 9.75w; 2. Glen Cannon, 9.82; 3. Ernest Louis, Woodrow Wilson (San Francisco), 9.85; 4. Willie Jackson, Franklin, 9.93; 5. Kelly Longstaff, Concord, 9.95; 6. Mark Lee, Hanford, 10.01.

2-MILE

1. Carlos Carrasco, Mt. Pleasant (San Jose), 9:21.46; 2. Randy White, Shafter, 9:26.64; 3. Felix Elieff, Highland, 9:30.10; 4. Greg Valdez, Skyline (Oakland), 9:31.59; 5. Ken Cooper, North, 9:37.04; 6. John Sup, Palma (Salinas), NT.

SPRINT MEDLEY

Enrollment under 1,500
1. Pittsburg (Derald Harris, Dan Walker, Victor Trapps, Rick Harbaugh) 3:34.78; 2. DeLaSalle 3:35.88; 3. Grant 3:36.60; 4. McClymonds 3:38.72; 5. Lemoore 3:40.46.

120 HIGH HURDLES

First Heat

1. Tom Bobertz, Serramonte, 14.84; 2. Steve Taylor, Balboa, 15.10; 3. Will Patterson, De Anza, 15.12; 4. Keith Harris, Oakland, 15.18; 5. Floyd Harris, Hanford, 15.38.

Second Heat

1. Corey Miller, Madera, 14.46; 2. Anthony Washington, Fresno, 14.47; 3. Andre Phillips, Silver Creek, 14.63; 4. Chuck Ginguines, Dublin, 14.78; 5. Tim Ward, Foothill, 15.10.

Third Heat

1. Don Reed, Mt. Pleasant, 14.78; 2. Tony Amerson, Pacifica, 14.82; 3. Scott Campbell, Granada, 15.02; 4. David Hill, Foothill, 15.05; 5. Don Fisher, Mt. Pleasant, 15.41.

Finals

1. Tom Bobertz, Serramonte, 14.13; 2. Corey Miller, Madera, 14.29; 3. Anthony Washington, Fresno, 14.33; 4. Steve Tyler, Balboa, 14.43; 5. Don Reed, Mt. Pleasant, 14.55; 6. Andre Phillips, Silver Creek, 14.85.

TRIPLE JUMP

1. Mark Staton, Merced, 49-2 3/4; 2. Ricky Nicols, East Bakersfield, 48-3 1/2; 3. Cephus Johnson, Mt. Eden (Hayward), 47-9; 4. Lorens Lebertz, Serramonte, 47-1 1/4; 5. Curt Torrence, Tulare, 47-0; 6. Ray Eddings, Roosevelt, 46-8 1/4.

SHOT PUT

1. Conrad Jepsen, Washington (Fremont), 62-0; 2. Matt McNaughton, Hoover, 59-11; 3. Scott Eндler, Hoover, 57-9 1/2; 4. John Ricchuito, De Anza (Richmond), 55-5; 5. Jeff Haile, Piedmont (Oakland), 54-11 1/2; 6. Ron Garner, Antioch, 52-11 1/2.

MILE RELAY

1. Madera (Cliff Newsome, Ray Gamboa, Corey Miller, Alfonso Foster) 3:18.21; 2. Piedmont Hills 3:19.05; Silver Creek (San Jose) 3:19.61; 4. Mt. Pleasant 3:20.15; Grant, Sacramento 3:20.54.

TEAM SCORES

Madera 32, Mt. Pleasant (San Jose) 31, Hoover 19, Piedmont Hills 16, Oakland 14, Skyline 14, Westmoore 8, Shaffer 8, Serramonte 8, Balboa 8, East Bakersfield 8, Lemore 6, St. Ignatius 6, Watsonville 6, Mission 6, Roosevelt 6, Foothill 6, Washington (Fremont) 6, Merced 6, Fremont (Sunnyvale) 5, Sanger 4, Fresno 4, American (Fremont) 4, San Ramon (Danville) 3, Silver Creek 3, Wilson (SF) 3, Highland 3, Bakersfield 3, Mills (Millbrae) 3, Mt. Edin (Hayward) 3, Clovis 3, Franklin (Stockton) 2, DeAnza (Richmond) 2, Grant (Sacramento) 2, Wasco 1, Concord 1, North 1, Andrews Hills (SJ) 1, Piedmont (Oak) 1, Tulare Western 1.

COLLEGE DIVISION:

DISTANCE MEDLEY RELAY

1. UC Irvine, (Grout, Cheadle, Konigsh, Scott) 9:48.85; 2. San Diego State 9:50.69; 3. Long Beach State 9:58.62; 4. Sacramento State 10:05.62; 5. Fresno State 10:05.85; 6. UC Davis 10:11.0.

LONG JUMP

1. John LaGrande, Hayward, 24 1/2; 2. Allen Hollis, Long Beach, 23 3/4; 3. Greg Magee, Long Beach, 23-1 1/2; 4. Tony Lewis, Los Angeles State, 22-11 1/4; 5. Ed Miller, Bakersfield, 22-10; 6. Reggie Vavasuer, Northridge, 22-0.

100 METERS

1. Harold Williams, San Diego, 10.56; 2. Ray Clark, Hayward, 10.61; 3. Jeff Williams, Long Beach, 10.68; 4. Rick Johnson, Long Beach, 10.71; 5. Greg County, Long Beach, 10.79; 6. Stan Brewer, Long Beach, 10.79.

110-METER HIGH HURDLES

1. Dale Clayton, Univ. Nevada-Reno, 14.19; 2. Chester Hart, Los Angeles, 14.29; 3. Paul White, Long Beach, 10.37; 4. Cobby Pillera, Los Angeles, 14.69; 5. David Gaeta, Fresno, 14.83; 6. Stu Swift, Sacramento, 15.03.

5,000 METERS

1. Brian Humsaker, UC Irvine (West Coast Relays Record - new event), 14:49.29; 2. Jim Warrick, Cal Poly SLO, 14:51.11; 3. Richard Aguirre, Fresno, 15:02.2; 4. Tony Ramirez, Fresno, 15:11.8; 5. Mike Jurkovich, Fresno, 15:15.2; 6. Greg Harrison, Cal Poly Pomona, 15:25.8.

TRIPLE JUMP

1. Greg Magee, Long Beach, 50-10w; 2. Tom Bush, San Diego, 49-11; 3. McGuire, Nevada-Las Vegas, 49-1/2; 4. David Ziegler, Fresno, 48-11 1/2; 5. John Johnson, Long Beach, 47-11; 6. John LaGrande, Hayward, 47-4.

POLE VAULT

1. Dan Robinson, Hayward, 16-6; 2. Jim Knaub, Long Beach, 16-6; 3. Kirk Bentz, Northridge, 16-0; 4. Walt Scroggy, 16-0; 5. (tie) Bob Olsen, Hayward and Mark Kegans, Cal Poly, Pomona 16-0.

440-YARD RELAY

1. Long Beach (Stanford Brewer, Greg County, Jeff Williams, Rodney Grace) 40.70; 2. San Diego 40.94; 3. Hayward 41.13; 4. Fresno 41.60; 5. Cal Poly, SLO 42.0.

DISCUS

1. Steve Albright, Northridge, 177.9; 2. Fritz Coffman, Long Beach, 171.5; 3. John Goldhammer, UC Santa Bar-

High jump—1. Tom Woods, PCC, 7-2 2. Tie. Dennis Adama, U. of Chicago TC, and Reynaldo Brown, All-American Track Club, both 7-0. 4. Tie. Art Wilson, San Jose Track Club, and Ed Miller, Cal. both 6-10.

Pole vault—1. Dan Ripley, PCC, 18-0 2. Don Baird, Long Beach St., 18-0 3. Kiehl Isaksson, BHS, 17-0 4. Jeff Taylor, BHS, 17-0.

Triple jump—1. James Butts, BHS, 54-4 1/4 2. Caleb Abdul Rahman, BHS, 53-10 3/4 3. Anthony Terry, WVTC, 53-9 1/2 4. Robert Reader, All-American TC, 53-7 1/2.

5,000-1. Grant McLaren, Canada, 13:58.7 (meet record, old record 14:03.5 by Dale Storey, Oregon St., 1962) 2. Kirk Pfeiffer, Grossmont, 14:14.0 3. Mike Ruffatto, Colorado TC, 14:17.5 4. Ralph Serna, UC-Irvine, 14:25.6.

1,500-1. Paul Craig, Canadian TC, 3:42 2. Paul Cummings, BHS, 3:43.48 3. Paul Pearson, Canada, 3:43.53 4. Steve Scott, UC-Irvine, 3:43.9.

440 yd relay—1. Maccabi TC, Guy Abrahams, Mike Fray, Chris Garpenborg, Clancy Edwards, 39.5 2. USC, 39.7 3. San Jose St., 40.1 4. Tie, BAS and LBS, 40.3.

800-1. Mike Boit, Eastern New Mexico, 1:47.2 2. Rick Brown, BHS, 1:48.5 3. Tom Griffin, Canadian Track & Field Association, 1:48.9 4. James Baxter, Santa Monica TC, 1:49.

High relay—1. Maccabi (James King, Hugh Brown, Benny Brown, Maxie Parks) 3:08.12 2. USC 3:06.13 3. PCC 3:08.7 4. San Diego St. 3:09.1.

JAVELIN

College Division

1. Bjorn Koch, Nevada Reno, 246 4; 2. Kevin Schwall, UC Davis, 204 1; 3. Mark Metcalf, Nevada Las Vegas, 202 0; 4. John Sedla, Cal Poly Pomona, 199 4; 5. Mike Spoolstra, Long Beach State, 194 0; 6. Tim O'Connor, Cal Poly Pomona, 193 3.

440 YARD HURDLES

Combined Placing

1. Sam Turner, Cal State Los Angeles, 52.20; 2. Otis Fisher, Cal State Los Angeles, 52.29; 3. Paul Nelson, Cal Poly Pomona, 53.10; 4. Tie. Bill McCullough, Los Angeles State, and Bill Cheadle, UC Irvine, 53.17.

HAMMER

1. Don Dyer, Hayward State, 186 3; 2. Mark Sawyer, Hayward, 182 3; 3. Fritz Coffman, Long Beach State, 173 8; 4. Ward Sorensen, Fresno State University, 173 6; 5. Joe Briski, San Diego State, 171 10; 6. Mark Mizuki, Sacramento, 163 8.

TWO MILE RELAY

1. Cal Poly SLO, 7:33.21; 2. Northridge, 7:33 4; 3. Fresno, 7:39.6; 4. UC Davis, 7:40.75; 5. Hayward, 7:45.53.

TEAM SCORING

1. Long Beach 69; 2. Hayward 38 1/2; 3. Northridge 31; 4. Cal Poly SLO 30 1/2; 5. Irvine 25 1/2; 6. San Diego State 21; 7. Fresno 23; 8. Los Angeles 15 1/2; 9. Nevada Reno 13; 10. Sacramento 11; 11. Cal Poly Pomona 9; 12. Davis 8; 13. Nevada Las Vegas 6; 14. Bakersfield 5; 15. San Diego 4; 16. Chapman 4; 17. Santa Barbara 3.

Junior College Division

440 YARD RELAY

Combined Placing

1. San Jose CC 41:05 2. Bakersfield 41:17; 3. East Los Angeles 41:50; 4. Contra Costa 41:42; 5. Harbor 41:75.

JAVELIN

1. Luc La Perriere, Palomar, 250 8 (WCR record, old record 234.7, Keith Goldie, Chatley, 1973); 2. Tom Walker, Chabot, 223 11; 3. Randy Hodges, Glendale, 213 9; 4. Roger Cain, East Los Angeles, 203 0; 5. Jay Galli, DeAnza 197 9; 6. Shawn Ward, Long Beach City College, 196 9.

2 MILE

Vicken Simónian, Los Angeles City College, 8:52.12 (WCR record, old record 8:54.0, Neil Duggan, Hancock, 1966); 2. Ron Fritze, West Valley, 8:54.77; 3. Gerardo Canchola, Los Angeles Valley, 8:56.92; 4. Craig Kennedy, DeAnza, 9:02.81; 5. David Haake, Santa Barbara, 9:07.0; 6. Mitch Kingery, San Mateo, 9:10.2.

DISCUS

1. Marcus Gordien, Mt. San Antonio College, 182 1 (WCR record, old record 178.2, Sylvester Marshall, West

3,000-METER STEEPLECHASE

1. Shannon Laird, Palomar, 9:21.34; 2. Bob Mapstead, San Bernardino, 9:24.86; 3. Joe Cordova, San Joaquin Delta, 9:31.36; 4. Andy Casillas, College of the Canyons, 9:33.86; 5. Keith Wittbauer, Santa Ana, 9:34.94; 6. John Brennerman, College of the Canyons, 9:39.8.

100 METERS

1. Millard Hampton, San Jose City College, 10.59; 2. Paul Jackson, Alameda, 10.6; 3. Doug Parrell, Santa Ana, 10.63; 4. Donald Tavie, Compton, 10.68; 5. Harold Carter, Citrus, 10.71; 6. Jerry Jordon, Alameda, 10.73.

110-METER HIGH HURDLES

1. Andre Hall, Mt. San Anton, 14.22; 2. Mike Carley, Sacramento, 14.43; 3. Phil Branson, Porterville, 14.53; 4. Jeff Kennedy, Palomar, 14.56; 5. Ned Armour, SD Mesa, 14:40; 6. Rapheal Smith, Skyline, 14:75.

MILE RELAY

Combined Placing

1. East Los Angeles (Lew McFlothin, Derek Nime, Rhan Sheffield, James Perry), 3:15.19; 2. San Jose City, 3:15.62; 3. Pierce, 3:17.03; 4. Tie, Bakersfield, Grossmont, 3:17.04.

Final scoring -- 1. San Jose 42; 2. East Los Angeles 31; 3. Bakersfield 29; 4. American River 27; 5. Fullerton 26; 6. Mt. San Antonio 18; 7. Palomar 14; 8. West Valley 13; 9. Los Angeles Harbor 13; 11. Tie, College of Sequoias 8, Alameda 8; 13. Grossmont 7; 14. Tie, Los Angeles Pierce 6, Contra Costa 6, Los Angeles City 6, Long Beach 6, Ventura 6, Cosumnes 6, West Los Angeles 6, College of Canyon 6; 22. Citrus 5; 23. Tie, San Bernardino 4, Santa Ana 4, Chabot 4, Sacramento City 4; 27. El Camino 3; 28. Tie, San Joaquin Delta 3, Los Angeles Valley 3, DeAnza 3, Orange Coast 3, Glendale 3, Porterville 3, Moorpark 3; 35. Compton 2, Allan Hancock 2, Santa Rosa 2, San Diego Mesa 2; 39. Tie, Santa Barbara 1, and City College of San Francisco 1.

May 15. Van Nuys. Van Nuys Masters Meet at L.A. Valley College

Women

440 Relay:

1) CDWTC 56.4

High Jump:

1) Sheila Newton (BHS) 4-3/4

Shot Put:

1) Almeta Parish (NCSTC) 28-9 1/2

440:

1) Irene Obera (NCSTC) 61.8

Discus:

1) Ursula Schrieber (CDM) 56-3 1/2

Long Jump:

1) Irene Obera (NCSTC) 16-7

100:

1) Irene Obera (NCSTC) 11.4

880:

1) Almeta Parish (NCSTC) 3:17.0

220:

1) Irene Obera (NCSTC) 26.3

Six Mile:

1) Miki Gorman (SFVTC) 35:48.6

Javelin:

1) Cristel Miller (CDM) 96-6

30-39

440 Relay:

1) CDWTC #1 43.6

100:

1) Tom Richards (CDM) 4:35.7

Shot:

1) Gordon Bobell (CDM) 41-5 1/2

High Hurdles:

1) Walt Butler (BHS) 14.1

440:

1) Ted Cain (BHS) 50.4

Hammer:

1) Gordon Bobell (CDM) 152-10

Long Jump:

1) Harvey Johnson (CDM) 21-9 1/2

6 Mile:

1) Joe Livesay (SDTC) 33:57.4

Triple Jump:

1) Alvis Andrews (CDM) 43-9 3/4

50-59

440 Relay:

1) CDWTC 52.2

100:

1) Avery Bryant (STC) 5:02.4

High Hurdles:

1) Tom Patsallis (CDM) 10.1

440:

1) George Puterbaugh (STC) 56.7

Javelin:

1) Pete Fetter (CDM) 155-3 1/2

High Jump:

1) Burl Gist (CDM) 5-2

Long Jump:

1) Tom Patsallis (CDM) 19

Pole Vault:

1) Dave Brown (CDM) 10-6

Mile Relay:

1) STC 4:06.8

Shot:

1) Jack Thatcher (CDM) 40-10 1/2

Hammer:

1) Frank DeBernardi (un) 85-4

330 LH:

1) Tom Clayton (CDM) 46.9

880:

1) George Puterbaugh (STC) 2:14.2

100:

1) Bob Watanabe (STC) 10.8

3 Mile:

1) Mauro Hernandez (SMTC) 16:23

220:

1) Bob Watanabe (STC) 25.4

Mile Walk:

1) Bob Long (BHS) 9:04.3

6 Mile:

1) Bob Long (CDM) 41:34.01

Triple Jump:

1) Tom Patsallis (CDM) 38-2

60-69

Mile:

1) Ed Lowell (STC) 5:55.9

High Jump:

1) John Damski (SFVTC) 4-2

Javelin:

1) Chuck McMahon (SDTC) 130-11 1/2

70 LH:

1) Ted Hatlan (CW) 11.3

Shot:

1) Tom Montgomery (CDM) 45-3

440:

1) Fritiof Sjostrand (BHS) 64.8

Long Jump:

1) John Damski (SFVTC) 14-4 1/2

Triple Jump:

1) John Damski (SFVTC) 31

Pole Vault:

1) Bob Montgomery (CDM) 8-6

100:

1) Virgil McIntyre (STC) 12.7

Hammer:

1) Tom Montgomery (C) 116-0

220:

1) Fritiof Sjostrand (BHS) 28.3

Discus:

1) Noel Buell (USM) 122-4

880:

1) Sid Madden (SFVTC) 2:40.4

3 Mile:

1) Ed Lowell (STC) 20:36

Mile Walk:

1) Chesley Unruh (SD) 9:44

6 Mile:

1) Sid Madden (SFVTC) 42:57.2

70+

High Jump:

</

Gaeta, Fresno, 14.43; 6. Stu Switt, Sacramento, 13.03.
5,000 METERS

1. Brian Humsaker, UC Irvine (West Coast Relays Record - new event), 14:49.29; 2. Jim Warrick, Cal Poly SLO, 14:51.11; 3. Richard Aguirre, Fresno, 15:02.2; 4. Tony Ramirez, Fresno, 15:11.8; 5. Mike Jurkovich, Fresno, 15:15.2; 6. Greg Harrison, Cal Poly Pomona, 15:25.8.

TRIPLE JUMP

1. Greg Mabee, Long Beach, 50'10"; 2. Tom Bush, San Diego, 49'11"; 3. McGuire, Nevada-Las Vegas, 49'1/2"; 4. David Zilberstein, Fresno, 48'11 1/2"; 5. John Johnson, Long Beach, 47'11 1/2"; 6. John LaGrande, Hayward, 47'4".

POLE VAULT

1. Dan Robinson, Hayward, 16'6"; 2. Jim Knab, Long Beach, 16'6"; 3. Kirk Bentz, Northridge, 16'0"; 4. Walt Scroggy, 16'0"; 5. (tie) Bob Olsen, Hayward and Mark Kegans, Cal Poly, Pomona 16'0".

440-YARD RELAY

1. Long Beach (Stanford Brewer, Greg County, Jeff Williams, Rodney Grace) 40.70; 2. San Diego 40.94; 3. Hayward 41.13; 4. Fresno 41.60; 5. Cal Poly, SLO 42.0.

DISCUS

1. Steve Albright, Northridge, 177-9; 2. Fritz Coffman, Long Beach, 171-5; 3. John Goldhammer, UC Santa Barbara 165-1; 4. Jan DeSoto, Sacramento, 164-3; 5. Don Dyer, Hayward, 158-7; 6. Kelvin Gebbs, Northridge, 157-11.

SHOT PUT

1. Steve Albright, Northridge, 58'7 1/2"; 2. Fritz Coffman, Long Beach, 55-9; 3. Jan DeSoto, Sacramento, 55-5 1/4; 4. Bruce Rothschild, Northridge, 54-10 1/2; 5. Jean Beaudry, Northridge, 53-7 3/4; John Goldhammer, UC Santa Barbara, 52-10.

HIGH JUMP

1. Clarence Frazier, Northridge, 7'0"; 2. Joe Phillips, Chapman, 7'0"; 3. Dave Friday, Hayward, 6'8"; 4. Tie, Joe Schieffer, Cal Poly, Pomona; Tony Madau, Nevada-Reno and Dave Haber, Hayward, 6'8".

MILE RELAY

1. Cal Poly, SLO (Mike Bartlett, Kevin McNamra, Bart Williams, Xonnie Lloyd) 3:10.36; 2. Long Beach 3:10.37; 3. UC Irvine 3:14.42; 4. Bakersfield 3:15.42; 5. Sacramento 3:15.87.

Open Division

FRESNO, Calif. (AP) - Summaries of Saturday's 19th West Coast Relays (distances in meters, except where yards indicated):

Discus—1. Mac Wilkins, Pacific Coast Club, 212-3; 2. Jay Silvester, un., 200-4; 3. Ken Stadel, Beverly Hills Striders, 200-1; 4. Ian Roost, Canada, 195-2.
Javelin—1. Bill Schmidt, PCC, 245-4; 2. Bruce Kennedy, San Jose Stars, 243-10; 3. Mike Packer, San Diego St., 241-7; 4. Larry Stuart, un., 238-3.

Hammer—1. Larry Hart, N.Y. Athletic Club, 215-4; 2. David McKenzie, West Valley Track Club, 214-3; 3. Bill Shuff, Army, 212-3; 4. Bill Diehl, Army, 210-7.

440 int. hurdles—1. James King, Maccabi Track Club, 50.2; 2. Wes Williams, Maccabi, 50.3; 3. Quentin Wheeler, SDS, 50.3; 4. Jared Butler, Bay Area Striders, 51.3.

Long jump—1. Randy Williams, BHS, 28-1/4; 2. Arnie Robinson, Maccabi, 28-3/4; 3. Stan Whitley, Calif. International, 25-5/4; 4. Bouncy Moore, Maccabi, 25-5/4.

Shot put—1. George Woods, PCC, 88-10 1/4; 2. Al Feuerbach, PCC, 87-4; 3. Peter Shmook, BHS, 85-10; 4. Richard Marks, WVCT, 84-2 1/4.

400—1. Maxie Parks, Maccabi, 45.6; 2. Benny Brown, Maccabi, 46.1; 3. Steve Campbell, Fresno St., 46.2; 4. Albert Shortt, Long Beach St., 46.5.

Women's 800—1. Cindy Poor, San Jose Cindersgals, 2:03; 2. Ruth Kleinsasser, Blue Angels, 2:04; 3. Kathy Weston, Will's Spiketees, 2:04; 4. Franje Larrien, PCC, 2:04.2.

Two-mile relay—1. Cal. John Day, Andy Clifford, Cirilo Moran, James Robinson, 7:22.4; 2. USC, 7:23.6; 3. UCLA, 7:27.4; 4. Army, 7:31.5.

120-yd high hurdles—1. James Owens, UCLA, 13.8; 2. Dedy Cooper, San Jose St., 13.8; 3. Clem Jackson, Maccabi, 14.0; 4. Tom Hill, Army, 14.9.

100—1. Don Quarrie, BHS, 10.2; 2. Guy Abraham, Maccabi, 10.3; 3. James Gilkes, USC, 10.3; 4. Joel Andrews, USC, 10.4.

3,000 steeplechase—1. Gordon Innes, un., 8:49.7; 2. Joe Sax, Canadian Track and Field, 8:55.2; 3. Brian Stride, CTF, 8:58.5; 4. Henry Perez, San Joaquin Delta, 9:02.2.

Nevada Las Vegas, 7:14; Bakerfield 5:15; San Diego 4:16; Chapman 4:17; Santa Barbara 3.

Junior College Division

440 YARD RELAY

Combined Placing

1. San Jose CC 41:05; 2. Bakerfield 41:17; 3. East Los Angeles 41:50; 4. Contra Costa 41:52; 5. Harbor 41:75.

JAVELIN

1. Luc La Perriere, Palomar, 250'8" (WCR record; old record 234'7", Keith Goldie, Chaffey, 1973); 2. Tom Walker, Chaut., 223'11"; 3. Randy Hodges, Glendale, 213'9"; 4. Roger Cain, East Los Angeles, 203'0"; 5. Jay Galli, DeAnza 197'9"; 6. Shawn Ward, Long Beach City College, 196'9".

2 MILE

Vicken Simionian, Los Angeles City College, 8:52.12 (WCR record; old record 8:54.0, Neil Duggan, Hancock, 1966); 2. Ron Fritze, West Valley, 8:54.77; 3. Gerardo Canchola, Los Angeles Valley, 8:56.92; 4. Craig Kennedy, DeAnza, 9:02'8"; 5. David Haake, Santa Barbara, 9:07.0; 6. Mitch Kingery, San Mateo, 9:10.2.

DISCUS

1. Marcus Gordien, Mt. San Antonio College, 182'1" (WCR record; old record 178'2", Sylvester Marshall, West Hills, 1971); 2. Steve Brown, Fullerton JC, 181'2"; 3. Santiago, American River, 171'1"; 4. Dave Fuller, Long Beach CC, 163'3"; 5. Mark Baughman, Fullerton JC, 163'9"; 6. Judd Binlev, Orange Coast, 161'3".

DISTANCE MEDLEY RELAY

Combined Placing

1. Amercian River (Stephen Coronado, Adrian Richardson, Loren Ringo, Bob Dias), 4:11.3; 2. College of Sequoias, 9:58.49; 3. Fullerton JC 10:00.39; 4. Bakersfield, 10:10.0; 5. Hancock, 10:10.0.

LONG JUMP

1. Bruce Smith, Ventura, 25'9 1/2"; 2. Harold Carter, Citrus, 24'9 1/2"; 3. Bob Jones, East Los Angeles, 24'3 3/4"; 4. Chris DeFrance, Bakersfield, 24'0 1/4"; 5. Ned Armour, San Diego Mesa, 23'11 1/4"; 6. Larry Johnson, Fresno City College, 23'10 1/2".

880

Combined Placing

1. San Jose, 1:25.31; 2. East Los Angeles, 1:25.68; 3. Bakersfield, 1:25.73; 4. Alameda, 1:26.66; 5. Santa Rosa, 1:27.72.

440-YARD INTERMEDIATE HURDLES

Combined Placing

1. John Rudd, Pasadena, 50.56 (National and WCR JC record; old record 50.8, Grant Niederhaus, Pasadena, 1975); 2. Craig Summers, Mt. San Antonio, 52.9; 3. Mike Mince, Bakerfield, 53.2; 4. Billy Turner, Harbor, 53.7 (heat time); 5. Steve Nelson, San Jose, 53.8.

POLE VAULT

1. Kimmo Jokiarthio, Pasadena, 16'0"; 2. Craig Wilson, Long Beach, 16'0"; 3. Greg Woepse, Orange Coast, 15'6"; 4. Tie, Charles Brown, El Camino, and Doug Searle, West Valley, 15'6"; 5. Raimo Eskola, Pasadena, 15'6".

TRIPLE JUMP

1. Mike Marlow, Cosumnes River, 52'9" (National and WCR records; old national record 52'4 1/2", Clarence Taylor, Forest Park, 1973; pending national mark 52'6 1/4", Ken McClendon, Mesa, 1976; old WCR record 51'10 3/4", Mahoney Samuels, Foothill, 1962 and Robert Reader, Bakersfield, 1969); 2. Keith Taylor, Los Angeles Harbor, 51'3"; 3. Duane Joseph, Los Angeles Harbor, 49'11 1/2"; 4. Anthony Berry, El Camino, 49'11 1/2"; 5. Chris DeFrance, Bakersfield, 48'8 1/2"; 6. Emile Shaffer, Alameda, 48'2".

SHOT PUT

1. Paul Santiago, American River, 57'0 1/4"; 2. Curt Hampton, Grossmont, 55'9 1/2"; 3. Dave Laut, Moorpark, 55'9 1/2"; 4. Marcus Gordien, Mt. San Antonio, 55'5 1/2"; 5. Steve Brown, Fullerton, 53'10 1/4"; 6. Jeff Klein, Fullerton, 52'5".

HIGH JUMP

1. Charles Boyd, West Los Angeles, 7'0 1/4" (equals WCR record); 2. Victor Churchill, College of the Canyons, 6'10"; 3. RICH Allen, San Jose City College, 6'10"; 4. Mark Naxham, Fullerton, 6'1"; 5. King Wiley, San Francisco City College, 6'8"; 6. Sean Coleman, Pierce, 6'8".

100: 1) Irene Obera (NCSTC) 11.4
880: 1) Almata Farish (NCSTC) 3:17.0
220: 1) Irene Obera (NCSTC) 26.3
Six Mile: 1) Miki Gorman (SFVTC) 35:48.6
Javelin: 1) Cristel Miller (CDM) 96-6

30-39
440 Relay: 1) CDWTC #1 43.6
Mile: 1) Tom Richards (CDM) 4:35.7
Shot: 1) Gordon Bobell (CDM) 41-5 1/2
High Hurdles: 1) Walt Butler (BHS) 14.1
440: 1) Ted Cain (BHS) 50.4
Hammer: 1) Gordon Bobell (CDM) 152-10
Long Jump: 1) Harvey Johnson (CDM) 21-9 1/2
Pole Vault: 1) Don Grimes (SFVTC) 12
Discus: 1) Gordon Bobell 120-10
220: 1) Ken Dennis (CDM) 22.5
880: 1) Darryl Taylor (PCC) 2:03.5
100: 1) Walt Butler (BHS) 9.9
Javelin: 1) Dick Selby (un) 202-2 1/2
High Jump: 1) Jerry England (BHS) 5-9
Int. Hurdles: 1) Ted Cain (BHS) 39.0
Triple Jump: 1) Larry Loveridge (un) 43-10
Mile Relay: 1) CDM 3:32.5
3 Mile: 1) John Rupp (STC) 15:41.7
6 Mile: 1) John Rupp (STC) 32:50.4

40-49
440 Relay: 1) CDWTC #1 46.4
Mile: 1) John Weldy (ARR) 4:40.4
High Hurdles: 1) Dave Jackson (CDM) 16.4
Discus: 1) Bob Humphreys (CDM) 163-2 1/2
440: 1) Hans Bruhner (NCSTC) 54.1
100: 1) George Waterman (CDM) 10.4
220: 1) Nick Newton (BHS) 23.0
Mile Relay: 1) STC 3:49.4
Hammer: 1) Dave Douglas (BHS) 105-8
Pole Vault: 1) Carlos Cota (SDTC) 11-6
Long Jump: 1) Alvie Andrews (CDM) 21-4 1/2
880: 1) Bill Fitzgerald (STC) 2:09.2
Javelin: 1) K. C. Keffer (CDM) 152-9 1/2
Shot: 1) Bob Humphreys (CDM) 45-6
Int. Hurdles: 1) Van Parish (NCSTC) 42.2
High Jump: 1) Ed Austin (CDM) 5-8
3 Mile: 1) Jan Fekkes (STC) 16:07

50-59
440 Relay: 1) CDWTC #1 46.4
Mile: 1) John Weldy (ARR) 4:40.4
High Hurdles: 1) Dave Jackson (CDM) 16.4
Discus: 1) Bob Humphreys (CDM) 163-2 1/2
440: 1) Hans Bruhner (NCSTC) 54.1
100: 1) George Waterman (CDM) 10.4
220: 1) Nick Newton (BHS) 23.0
Mile Relay: 1) STC 3:49.4
Hammer: 1) Dave Douglas (BHS) 105-8
Pole Vault: 1) Carlos Cota (SDTC) 11-6
Long Jump: 1) Alvie Andrews (CDM) 21-4 1/2
880: 1) Bill Fitzgerald (STC) 2:09.2
Javelin: 1) K. C. Keffer (CDM) 152-9 1/2
Shot: 1) Bob Humphreys (CDM) 45-6
Int. Hurdles: 1) Van Parish (NCSTC) 42.2
High Jump: 1) Ed Austin (CDM) 5-8
3 Mile: 1) Jan Fekkes (STC) 16:07

60-69
440 Relay: 1) CDWTC #1 46.4
Mile: 1) John Weldy (ARR) 4:40.4
High Hurdles: 1) Dave Jackson (CDM) 16.4
Discus: 1) Bob Humphreys (CDM) 163-2 1/2
440: 1) Hans Bruhner (NCSTC) 54.1
100: 1) George Waterman (CDM) 10.4
220: 1) Nick Newton (BHS) 23.0
Mile Relay: 1) STC 3:49.4
Hammer: 1) Dave Douglas (BHS) 105-8
Pole Vault: 1) Carlos Cota (SDTC) 11-6
Long Jump: 1) Alvie Andrews (CDM) 21-4 1/2
880: 1) Bill Fitzgerald (STC) 2:09.2
Javelin: 1) K. C. Keffer (CDM) 152-9 1/2
Shot: 1) Bob Humphreys (CDM) 45-6
Int. Hurdles: 1) Van Parish (NCSTC) 42.2
High Jump: 1) Ed Austin (CDM) 5-8
3 Mile: 1) Jan Fekkes (STC) 16:07

70-79
440 Relay: 1) CDWTC #1 46.4
Mile: 1) John Weldy (ARR) 4:40.4
High Hurdles: 1) Dave Jackson (CDM) 16.4
Discus: 1) Bob Humphreys (CDM) 163-2 1/2
440: 1) Hans Bruhner (NCSTC) 54.1
100: 1) George Waterman (CDM) 10.4
220: 1) Nick Newton (BHS) 23.0
Mile Relay: 1) STC 3:49.4
Hammer: 1) Dave Douglas (BHS) 105-8
Pole Vault: 1) Carlos Cota (SDTC) 11-6
Long Jump: 1) Alvie Andrews (CDM) 21-4 1/2
880: 1) Bill Fitzgerald (STC) 2:09.2
Javelin: 1) K. C. Keffer (CDM) 152-9 1/2
Shot: 1) Bob Humphreys (CDM) 45-6
Int. Hurdles: 1) Van Parish (NCSTC) 42.2
High Jump: 1) Ed Austin (CDM) 5-8
3 Mile: 1) Jan Fekkes (STC) 16:07

80-89
440 Relay: 1) CDWTC #1 46.4
Mile: 1) John Weldy (ARR) 4:40.4
High Hurdles: 1) Dave Jackson (CDM) 16.4
Discus: 1) Bob Humphreys (CDM) 163-2 1/2
440: 1) Hans Bruhner (NCSTC) 54.1
100: 1) George Waterman (CDM) 10.4
220: 1) Nick Newton (BHS) 23.0
Mile Relay: 1) STC 3:49.4
Hammer: 1) Dave Douglas (BHS) 105-8
Pole Vault: 1) Carlos Cota (SDTC) 11-6
Long Jump: 1) Alvie Andrews (CDM) 21-4 1/2
880: 1) Bill Fitzgerald (STC) 2:09.2
Javelin: 1) K. C. Keffer (CDM) 152-9 1/2
Shot: 1) Bob Humphreys (CDM) 45-6
Int. Hurdles: 1) Van Parish (NCSTC) 42.2
High Jump: 1) Ed Austin (CDM) 5-8
3 Mile: 1) Jan Fekkes (STC) 16:07

90-99
440 Relay: 1) CDWTC #1 46.4
Mile: 1) John Weldy (ARR) 4:40.4
High Hurdles: 1) Dave Jackson (CDM) 16.4
Discus: 1) Bob Humphreys (CDM) 163-2 1/2
440: 1) Hans Bruhner (NCSTC) 54.1
100: 1) George Waterman (CDM) 10.4
220: 1) Nick Newton (BHS) 23.0
Mile Relay: 1) STC 3:49.4
Hammer: 1) Dave Douglas (BHS) 105-8
Pole Vault: 1) Carlos Cota (SDTC) 11-6
Long Jump: 1) Alvie Andrews (CDM) 21-4 1/2
880: 1) Bill Fitzgerald (STC) 2:09.2
Javelin: 1) K. C. Keffer (CDM) 152-9 1/2
Shot: 1) Bob Humphreys (CDM) 45-6
Int. Hurdles: 1) Van Parish (NCSTC) 42.2
High Jump: 1) Ed Austin (CDM) 5-8
3 Mile: 1) Jan Fekkes (STC) 16:07

100-109
440 Relay: 1) CDWTC #1 46.4
Mile: 1) John Weldy (ARR) 4:40.4
High Hurdles: 1) Dave Jackson (CDM) 16.4
Discus: 1) Bob Humphreys (CDM) 163-2 1/2
440: 1) Hans Bruhner (NCSTC) 54.1
100: 1) George Waterman (CDM) 10.4
220: 1) Nick Newton (BHS) 23.0
Mile Relay: 1) STC 3:49.4
Hammer: 1) Dave Douglas (BHS) 105-8
Pole Vault: 1) Carlos Cota (SDTC) 11-6
Long Jump: 1) Alvie Andrews (CDM) 21-4 1/2
880: 1) Bill Fitzgerald (STC) 2:09.2
Javelin: 1) K. C. Keffer (CDM) 152-9 1/2
Shot: 1) Bob Humphreys (CDM) 45-6
Int. Hurdles: 1) Van Parish (NCSTC) 42.2
High Jump: 1) Ed Austin (CDM) 5-8
3 Mile: 1) Jan Fekkes (STC) 16:07

110-119
440 Relay: 1) CDWTC #1 46.4
Mile: 1) John Weldy (ARR) 4:40.4
High Hurdles: 1) Dave Jackson (CDM) 16.4
Discus: 1) Bob Humphreys (CDM) 163-2 1/2
440: 1) Hans Bruhner (NCSTC) 54.1
100: 1) George Waterman (CDM) 10.4
220: 1) Nick Newton (BHS) 23.0
Mile Relay: 1) STC 3:49.4
Hammer: 1) Dave Douglas (BHS) 105-8
Pole Vault: 1) Carlos Cota (SDTC) 11-6
Long Jump: 1) Alvie Andrews (CDM) 21-4 1/2
880: 1) Bill Fitzgerald (STC) 2:09.2
Javelin: 1) K. C. Keffer (CDM) 152-9 1/2
Shot: 1) Bob Humphreys (CDM) 45-6
Int. Hurdles: 1) Van Parish (NCSTC) 42.2
High Jump: 1) Ed Austin (CDM) 5-8
3 Mile: 1) Jan Fekkes (STC) 16:07

120-129
440 Relay: 1) CDWTC #1 46.4
Mile: 1) John Weldy (ARR) 4:40.4
High Hurdles: 1) Dave Jackson (CDM) 16.4
Discus: 1) Bob Humphreys (CDM) 163-2 1/2
440: 1) Hans Bruhner (NCSTC) 54.1
100: 1) George Waterman (CDM) 10.4
220: 1) Nick Newton (BHS) 23.0
Mile Relay: 1) STC 3:49.4
Hammer: 1) Dave Douglas (BHS) 105-8
Pole Vault: 1) Carlos Cota (SDTC) 11-6
Long Jump: 1) Alvie Andrews (CDM) 21-4 1/2
880: 1) Bill Fitzgerald (STC) 2:09.2
Javelin: 1) K. C. Keffer (CDM) 152-9 1/2
Shot: 1) Bob Humphreys (CDM) 45-6
Int. Hurdles: 1) Van Parish (NCSTC) 42.2
High Jump: 1) Ed Austin (CDM) 5-8
3 Mile: 1) Jan Fekkes (STC) 16:07

130-139
440 Relay: 1) CDWTC #1 46.4
Mile: 1) John Weldy (ARR) 4:40.4
High Hurdles: 1) Dave Jackson (CDM) 16.4
Discus: 1) Bob Humphreys (CDM) 163-2 1/2
440: 1) Hans Bruhner (NCSTC) 54.1
100: 1) George Waterman (CDM) 10.4
220: 1) Nick Newton (BHS) 23.0
Mile Relay: 1) STC 3:49.4
Hammer: 1) Dave Douglas (BHS) 105-8
Pole Vault: 1) Carlos Cota (SDTC) 11-6
Long Jump: 1) Alvie Andrews (CDM) 21-4 1/2
880: 1) Bill Fitzgerald (STC) 2:09.2
Javelin: 1) K. C. Keffer (CDM) 152-9 1/2
Shot: 1) Bob Humphreys (CDM) 45-6
Int. Hurdles: 1) Van Parish (NCSTC) 42.2
High Jump: 1) Ed Austin (CDM) 5-8
3 Mile: 1) Jan Fekkes (STC) 16:07

140-149
440 Relay: 1) CDWTC #1 46.4
Mile: 1) John Weldy (ARR) 4:40.4
High Hurdles: 1) Dave Jackson (CDM) 16.4
Discus: 1) Bob Humphreys (CDM) 163-2 1/2
440: 1) Hans Bruhner (NCSTC) 54.1
100: 1) George Waterman (CDM) 10.4
220: 1) Nick Newton (BHS) 23.0
Mile Relay: 1) STC 3:49.4
Hammer: 1) Dave Douglas (BHS) 105-8
Pole Vault: 1) Carlos Cota (SDTC) 11-6
Long Jump: 1) Alvie Andrews (CDM) 21-4 1/2
880: 1) Bill Fitzgerald (STC) 2:09.2
Javelin: 1) K. C. Keffer (CDM) 152-9 1/2
Shot: 1) Bob Humphreys (CDM) 45-6
Int. Hurdles: 1) Van Parish (NCSTC) 42.2
High Jump: 1) Ed Austin (CDM) 5-8
3 Mile: 1) Jan Fekkes (STC) 16:07

150-159
440 Relay: 1) CDWTC #1 46.4
Mile: 1) John Weldy (ARR) 4:40.4
High Hurdles: 1) Dave Jackson (CDM) 16.4
Discus: 1) Bob Humphreys (CDM) 163-2 1/2
440: 1) Hans Bruhner (NCSTC) 54.1
100: 1) George Waterman (CDM) 10.4
220: 1) Nick Newton (BHS) 23.0
Mile Relay: 1) STC 3:49.4
Hammer: 1) Dave Douglas (BHS) 105-8
Pole Vault: 1) Carlos Cota (SDTC) 11-6
Long Jump: 1) Alvie Andrews (CDM) 21-4 1/2
880: 1) Bill Fitzgerald (STC) 2:09.2
Javelin: 1) K. C. Keffer (CDM) 152-9 1/2
Shot: 1) Bob Humphreys (CDM) 45-6
Int. Hurdles: 1) Van Parish (NCSTC) 42.2
High Jump: 1) Ed Austin (CDM) 5-8
3 Mile: 1) Jan Fekkes (STC) 16:07

160-169
440 Relay: 1) CDWTC #1 46.4
Mile: 1) John Weldy (ARR) 4:40.4
High Hurdles: 1) Dave Jackson (CDM) 16.4
Discus: 1) Bob Humphreys (CDM) 163-2 1/2
440: 1) Hans Bruhner (NCSTC) 54.1
100: 1) George Waterman (CDM) 10.4
220: 1) Nick Newton (BHS) 23.0
Mile Relay: 1) STC 3:49.4
Hammer: 1) Dave Douglas (BHS) 105-8
Pole Vault: 1) Carlos Cota (SDTC) 11-6
Long Jump: 1) Alvie Andrews (CDM) 21-4 1/2
880: 1) Bill Fitzgerald (STC) 2:09.2
Javelin: 1) K. C. Keffer (CDM) 152-9 1/2
Shot: 1) Bob Humphreys (CDM) 45-6
Int. Hurdles: 1) Van Parish (NCSTC) 42.2
High Jump: 1) Ed Austin (CDM) 5-8
3 Mile: 1) Jan Fekkes (STC) 16:07

170-179
440 Relay: 1) CDWTC #1 46.4
Mile: 1) John Weldy (ARR) 4:40.4
High Hurdles: 1) Dave Jackson (CDM) 16.4
Discus: 1) Bob Humphreys (CDM) 163-2 1/2
440: 1) Hans Bruhner (NCSTC) 54.1
100: 1) George Waterman (CDM) 10.4
220: 1) Nick Newton (BHS) 23.0
Mile Relay: 1) STC 3:49.4
Hammer: 1) Dave Douglas (BHS) 105-8
Pole Vault: 1) Carlos Cota (SDTC) 11-6
Long Jump: 1) Alvie Andrews (CDM) 21-4 1/2
880: 1) Bill Fitzgerald (STC) 2:09.2
Javelin: 1) K. C. Keffer (CDM) 152-9 1/2
Shot: 1) Bob Humphreys (CDM) 45-6
Int. Hurdles: 1) Van Parish (NCSTC) 42.2
High Jump: 1) Ed Austin (CDM) 5-8
3 Mile: 1) Jan Fekkes (STC) 16:07

180-189
440 Relay: 1) CDWTC #1 46.4
Mile: 1) John Weldy (ARR) 4:40.4
High Hurdles: 1) Dave Jackson (CDM) 16.4
Discus: 1) Bob Humphreys (CDM) 163-2 1/2
440: 1) Hans Bruhner (NCSTC) 54.1
100: 1) George Waterman (CDM) 10.4
220: 1) Nick Newton (BHS) 23.0
Mile Relay: 1) STC 3:49.4
Hammer: 1) Dave Douglas (BHS) 105-8
Pole Vault: 1) Carlos Cota (SDTC) 11-6
Long Jump: 1) Alvie Andrews (CDM) 21-4 1/2
880: 1) Bill Fitzgerald (STC) 2:09.2
Javelin: 1) K. C. Keffer (CDM) 152-9 1/2
Shot: 1) Bob Humphreys (CDM) 45-6
Int. Hurdles: 1) Van Parish (NCSTC) 42.2
High Jump: 1) Ed Austin (CDM) 5-8
3 Mile: 1) Jan Fekkes (STC) 16:07

190-199
440 Relay: 1) CDWTC #1 46.4
Mile: 1) John Weldy (ARR) 4:40.4
High Hurdles: 1) Dave Jackson (CDM) 16.4
Discus: 1) Bob Humphreys (CDM) 163-2 1/2
440: 1) Hans Bruhner (NCSTC) 54.1
100: 1) George Waterman (CDM) 10.4
220: 1) Nick Newton (BHS) 23.0
Mile Relay: 1) STC 3:49.4
Hammer: 1) Dave Douglas (BHS) 105-8
Pole Vault: 1) Carlos Cota (SDTC) 11-6
Long Jump: 1) Alvie Andrews (CDM) 21-4 1/2
880: 1) Bill Fitzgerald (STC) 2:09.2
Javelin: 1) K. C. Keffer (CDM) 152-9 1/2
Shot: 1) Bob Humphreys (CDM) 45-6
Int. Hurdles: 1) Van Parish (NCSTC) 42.2
High Jump: 1) Ed Austin (CDM) 5-8
3 Mile: 1) Jan Fekkes (STC) 16:07

200-209
440 Relay: 1) CDWTC #1 46.4
M

High Jump:
 1) Mike Robbins (Kings) 4-10
 Triple Jump:
 1) Dobbie Hagar (Kern) 34-1
 Shot: 6#
 1) Danny Martinez (Mckin/Rs) 36.4
 Midget Girls (10-11)
 50 Yd Dash:
 1) Rebecca Sims (Fresno) 6.5
 100 Yd Dash:
 1) Pat Boyd (Kern) 11.8
 220 Yd Dash:
 1) Pat Boyd (Kern) 27.7
 440 Yd Dash:
 1) Lisa Oh (Kings Canyon) 64.0
 880 Yd Run:
 1) Elina Roberts (Merced) 2:38.3
 Mile Run:
 1) Monique Guidry (Kern) 5:53.8
 440 Relay:
 1) Tulare 54.6
 Long Jump:
 1) Melanie Kirkland (Frank.) 15-1
 High Jump:
 1) Gwen Gaddy (Sanger) 4-10
 Shot (6#):
 1) Carilla Brown (Fresno) 31
 Junior Boys (12-13)
 70 Yd Low Hurdles:
 1) Gene Frost (Tulare) 9.4
 100 Yd Dash:
 1) Brian Young (Fresno) 10.6
 200 Yd Dash:
 1) Melvin Watkins (Kern) 24.4
 440 Yd Dash:
 1) Donnie Sample (Selma) 56.4
 880 Yd Run:
 1) Carval Jones (Fresno) 2:03.2
 Mile Run:
 1) Sebastian Straughter (Fn) 4:38.2
 440 Relay:
 1) Hamilton, Fresno 47.4
 Long Jump:
 1) Gene Frost (Tulare) 18-6
 High Jump:
 1) Tony Arduengo (Merced) 5-7
 Triple Jump:
 1) Roger Tarver (Kern) 39-9
 Pole Vault:
 1) Steve Jones (Coalinga) 10-6
 Shot:
 1) Danny Tarver (Kern) 48-3 1/2
 Discus:
 1) Rod Hubert (Riverdale) 146-3
 Junior Girls (12-13)
 80m LH:
 1) Lori Guinn (Clovis) 13.4
 100 Yd Dash:
 1) Dorothy Woods (Fresno/Clny) 11.7
 220 Yd Dash:
 1) Lynette Covington (Kern) 26.4
 440 Yd Dash:
 1) Fay Belk (Kern) 61.9
 880 Yd Run:
 1) Jennifer Heaton (Clovis) 2:26.8
 Mile Run:
 1) Jennifer Heaton (Clovis) 5:23.1
 440 Relay:
 1) Ivy-Fresno Colony 51.3
 Long Jump:
 1) Brenda Poppo (Corcoran) 17-3
 High Jump:
 1) Marneta House (Fresno) 4-11
 Shot:
 1) Chris Phelps (Coalinga) 36-3 1/2
 Discus:
 1) Kay Roberts (Fresno) 98-10
 Intermediate Boys (14-15)
 120 Yd HH:
 1) Mike McCloskey (Fresno) 16.3
 330 Yd Int Hurdles:
 1) Tony Wyatt (Fresno) 44.8
 100 Yd Dash:
 1) ...

440:
 1) Campbell 1:04.2
 880:
 1) Lucy Molinsky 2:40.7
 Mile:
 1) Cathy Nakahara 6:14.4
 2 Mile:
 1) Scannell 12:29.2
 Mile Walk:
 1) Tanya Tuttle 10:21.4
 440 Relay:
 1) Delta Roadrunners 53.3
 880 Medley:
 1) Martinez 2:01.4
 80 MH:
 1) Shellie Beretta 14.6
 220 MH:
 1) Jurado 33.1
 HJ:
 1) Jeanne Klenow 4-7
 LJ:
 1) Latanya Stewart 15-3 1/2
 SP:
 1) York 32-11
 Discus:
 1) McInnis 59-0
 100m Run:
 1) Reid O'Conner 11.9
 220:
 1) O'Conner 27.3
 440:
 1) O'Conner 1:02.7
 Mile:
 1) Lynn Nakahara 5:40.8
 100 MH:
 1) Gayle Tabor 17.9
 LJ:
 1) Hammond 15-1 1/2
 8# Shot:
 1) Leslie Hekathorn 29-1 1/2
 Discus:
 1) Heckathorn 76-6
 May 13-15. San Francisco. 47th Annual Far Western Conference Track & Field Championships at San Francisco State University
 Hammer:
 1) Mark Sawyer (Hay) 185-5
 2) Don Dyer (Hay) 181-4
 3) Mark Mizuki (Sac) 165-10
 4) Les Szelle (SF) 159-0
 5) Brian Smith (C) 157-2
 Triple Jump:
 1) Marvin Wamble (Hay) 47-7 3/4
 2) John Shattuck (Hay) 46-5 1/2
 3) Ty Taylor (Sac) 46-5
 4) John LeGrande (Hay) 46-3 3/4
 5) Eric Murphy (Hay) 46-2
 Discus:
 1) Steve Frankiewich (C) 8
 2) Jan DeSoto (Sac) 46
 3) Ron Allen (Hay) 159-0
 4) Don Dyer (Hay) 158-9
 5) Wayne Catron (UCD) 155-7
 1000 Meter Run:
 1) Peter Sweeney (UCD) 32.4
 2) Angelo Martinez (UCD) 56.0
 3) Greg Griffin (C) 1:04.2
 4) Mark Shuman (C) 1:20.6
 5) Peter Marks (UCD) 1:40.0
 Decathlon:
 1) Bob Myers (C) 6536
 2) Jeff Scroegs (UCD) 6288
 3) Marty Capron (UCD) 6282
 4) Bob Abbott (UCD) 6065
 5) Jim Pertsis (UCD) 5826
 Javelin:
 1) ...

3) Clayton Smith (Hay) 10.6
 4) John LeGrande (Hay) 10.7
 5) Chuck Masterson (C) 10.5
 800m Run:
 1) John Mijares (Sac) 1:52.5
 2) George Cagle (SF) 1:52.5
 3) Kent Mulkey (C) 1:53.7
 4) Mike Pratt (UCD) 1:53.8
 5) Dwight Crocker (Sac) 1:54.0
 400m Inter. Hurdles:
 1) Mark Corning (Stan) 59.5
 2) Don Godbold (UCD) 55.3
 3) Steve Boyle (Hum) 55.5
 4) Tom Rinker (Hay) 56.2
 5) John Hull (UCD) 57.0
 200m Dash:
 1) Charles Carter (C) 21.7
 2) Clayton Smith (Hay) 22.1
 3) Mike Simmons (Hay) 22.2
 4) Chuck Masterson (C) 22.5
 5000m Run:
 1) Peter Sweeney (UCD) 14:33.2
 2) Chris Cole (Hum) 14:35.8
 3) Angelo Martinez (UCD) 14:37.0
 4) Greg Griffin (C) 14:46.8
 5) John Shuman (C) 15:15.4
 1600m Relay:
 1) San Francisco 3:16.3
 2) Hayward 3:18.6
 3) Chico 3:20.4
 4) Davis 3:21.7
 5) Humboldt 3:22.6
 Hayward 189, Chico 133, Davis 120, Sacramento 86, San Francisco 57, Humboldt 51, Stanislaus 12 /Dave Fix/
 May 16. 4th Las Posas Hills Handicap.
 10 mile:
 1) Duane Waltmire (AIA) 56:08
 2) Carl Swift (AIA) 56:19
 3) Gary Johanson 58:00
 4) Mike Harrie (RRR) 58:12
 5) Robert Ridley (CCAC) 58:31
 6) Jerry Keating (FTC) 58:39 LJ
 7) John Brennan (SEAA) 58:46 2 40
 8) Larry Pontine (SBAA) 59:14
 9) Richard Barteck (SBAA) 59:36 3 40
 10) Stewart Boden (RRR) 59:43
 11) James Branson (FTC) 59:59 2J
 12) Bill Thompson (STC) 60:09 1 SM
 13) Walt Waltmire (AIA) 60:15
 14) Skip Schaefer (CCAC) 60:20 2 SM
 15) Mark Zacrep (FTC) 60:22 3J
 16) Dennis Stansauk (SFVTC) 60:59
 17) Bill Crum (STC) 61:37 1 40
 30) Diane Esslinger (QCC) 66:31 1 50
 40) Ruben Heredia (CCAC) 71:22 1 50
 51) Margaret Miller (STC) 76:09 1 WV
 65) Sharon Ahler (un) 93:01 1 W /Connie Rodewald/

39.9; 2. UCLA, 40.0; 3. Washington, 40.4, 4. California, 40.4; 5. Oregon, 40.6; 6. Washington State, 40.7.
 1500 meters—1. Peter Spier, Oregon, 3:42.0; Matt Centrowitz, Oregon, 3:42.0; 3. Randall Markey, Oregon, 3:48.7; 4. Dan Aldridge, USC, 3:48.7; 5. Tom Charouhas, Washington, 3:49.2; 6. Gary Sievers, Oregon, 3:49.4.
 110 meter hurdles—1. Robert Gaines, Washington, 13.9; 2. Mike Johnson, USC, 13.9; 3. James Owens, UCLA, 13.9; 4. Fred Shaw, USC, 14.0; 5. Carl Florant, Cal, 14.1; 6. McKinley Mosley, Cal, 14.1.
 400 meter dash—1. Ken Rangle, USC, 46.0; 2. Bennie Myles, UCLA, 46.2; 3. Rod Connors, USC, 46.2; 4. Claude Brown, USC, 46.7; 5. Dacre Bowen, Oregon, 46.7; 6. Trevor Campbell, USC, 47.4.
 100—1. James Gilkes, USC, 10.5; 2. Joel Andrews, USC, 10.5; 3. Al Davis, Washington, 10.5; 4. Gary Minor, WSU, 10.6; 5. Wesley Walker, Cal, 10.7; 6. James Owens, UCLA, 10.7.
 800—1. James Robinson, Cal, 1:49.1; 2. Rayfield Beaton, USC, 1:49.2; 3. Dale Scott, WSU, 1:49.6; 4. James Brewster, WSU, 1:49.8; 5. Mark Perry, Oregon, 1:55.3; 6. Conrad Suhr, UCLA, 2:05.7.
 Triple jump—1. Tom Cochee, USC, 53-9; 2. Ray Kimble, WSU, 53-5; 3. Willie Banks, UCLA, 51-10 1/2; 4. Dan Jackson, USC, 50-2 1/2; 5. Darryl Winchester, OSU, 49-10 1/4; 6. Wayne Hinkley, Washington, 49-8 1/2.
 Discus—1. Borys Chambul, Washington, 196-4; 2. Darrell Elder, USC, 194-11; 3. Ralph Fruguglietti, USC, 190-10; 4. Rich Gunther, UCLA, 185-3; 5. Dave Voorhees, Oregon, 183-10; 6. Ray Burton, Oregon, 181-8.
 400 meter hurdles—1. Tom Andrews, USC, 49.9; 2. Phillip Mills, UCLA, 50.9; 3. Rich Graybent, USC, 51.3; 4. Grant Niederhaus, UCLA, 52.3; 5. Rich Roeskay, Cal, 52.3; 6. Brian Mondeschein, Washington, 52.6.
 200—1. James Gilkes, USC, 21.1; 2. Ken Randle, USC, 21.3; 3. Wesley Walker, Cal, 21.4; 4. Joel Andrews, USC, 21.4; 5. Gary Minor, WSU, 21.5; 6. Chris Braithwaite, Oregon, 21.5.
 Decathlon—1. Steve Alexander, UCLA, 7386; 2. Ed Miller, Cal, 7369; 3. Bengt Larsson, OSU, 7176; 4. Stan Vegar, Washington, 6659; 5. Jim Smith, Oregon, 6551; 6. Carl Johnk, Stanford, 5649.
 May 21, CIF S, Section 3-A Finals. /Ted Brazil/
 (at El Modena High)
 100 Yd. N. Jones (Kennedy) Barstow, 9.5w (wind 2.7 meters), 2. Jenk' (Notre Dame, SO) 9.5, 3. Cole (Gar 9.7, 4. Rhue (SA Valley) 9.7, 5. L. Jo. (Kennedy, Barstow) 9.7, 6. Brown (Monrovia) 9.7.
 220: 1. Branch (Barstow) 21.0w (wind 2.8 meters), 2. Jenkins (Notre Dame) 21.0, 3. Cole (Gorey) 21.2, 4. N. Jones (Kennedy) 21.3, 5. Banks (Loyola) 21.4, 6. Pugh (Loyola) 21.4.
 440: 1. Andrews (Pomona) 49.0, 2. Davis (San Bernardino) 49.2, 3. Turner (Buena Park) 49.5, 4. Forrest (Santa Maria) 49.5, 5. De-Carteret (Notre Dame) 50.0, 6. Coleman (Palm Springs) 50.3.
 Team scoring—1. Southern California, 180, meet record, old record 156, UCLA, 1973, 2. Washington, 99, 3. UCLA, 95, 4. Washington State, 80, 5. Oregon, 77, 6. California, 53, 7. Oregon State, 38, 8. Stanford, 21.
 A-13.000.

May 14 & 15, Berkeley: Pac-8 Championships. /Jim Day/

1) Dorothy Woods (Fresno/Clovis) 11.7	100:	1) Andrew Barakos	10.7	5) Brian Smith (C)	157-2
220 Yd Dash:	220:	1) Marvin Wamble (Hay)	24.6	Triple Jump:	47-7 3/4
1) Lynette Covington (Kern) 26.4	440:	1) Barakos	59.0	1) John Shattuck (Hay)	46-5 1/2
440 Yd Dash:	880:	1) Paul Echols	2:19.3	2) Ty Taylor (Sac)	46-5
1) Fay Belk (Kern) 61.9	1000:	1) Mark Pangelina	4:56.6	3) John LeGrande (Hay)	46-3 3/4
880 Yd Run:	1 Mile:	1) Jennifer Heaton (Clovis) 2:26.8	10:40.4	4) Eric Murphy (Hay)	46-1/2
1) Jennifer Heaton (Clovis) 5:23.1	1200M:	1) Jennifer Heaton (Clovis) 5:23.1	16.2	Discus:	8
440 Relay:	1) Baffert	1) Ivy-Fresno Colony 51.3	45.5	1) Steve Frankiewicz (C)	159-0
1) Ivy-Fresno Colony 51.3	2) Jan DeSoto (Sac)	Long Jump:	51.5	2) Ron Allen (Hay)	158-9
1) Brenda Popps (Corcoran) 17-3	3) Don Dyer (Hay)	1) Marneta House (Fresno) 4-11	8:07.4	4) Wayne Catron (UCD)	155-7
High Jump:	5) Peter Sweeney (UCD)	1) Chris Phelps (Coalinga) 36-3 1/2	5-7	10,000 Meter Run:	32.4
1) Marneta House (Fresno) 4-11	2) Angelo Martinez (UCD)	Shot:	20-8 3/4	1) Peter Sweeney (UCD)	36.0
Discus:	3) Greg Griffin (C)	1) Chris Phelps (Coalinga) 36-3 1/2	45-4 3/4	2) Angelo Martinez (UCD)	31:04.2
1) Kay Roberts (Fresno) 98-10	4) Mark Shuman (C)	Intermediate Boys (14-15)	10.3	3) Greg Griffin (C)	31:20.6
1) Kay Roberts (Fresno) 98-10	5) Peter Marks (UCD)	120 Yd HH:	23.0	Decathlon:	31:40.0
1) Mike McCloskey (Fresno) 16.3	1) Bob Myers (C)	1) Tony Wyatt (Fresno) 44.8	5-7	1) Bob Myers (C)	6536
330 Yd Int Hurdles:	2) Jeff Scroggs (UCD)	100 Yd Dash:	20-8 3/4	2) Jeff Scroggs (UCD)	6288
1) Tony Wyatt (Fresno) 44.8	3) Marty Capron (UCD)	1) Arthur Ireland (Fresno) 10.1	41-4	3) Marty Capron (UCD)	6282
220 Yd Dash:	4) Bob Abbott (UCD)	220 Yd Dash:	122-8 1/2	4) Bob Abbott (UCD)	6065
1) Ozell Thompson (Fresno) 23.0	5) Jim Pertis (UCD)	440 Yd Dash:	9-0	5) Jim Pertis (UCD)	5826
440 Yd Dash:	Javelin:	880 Yd Run:	203-5	1) Kein Schwall (UCD)	202-0
1) Hayward Williams (Kern) 53.0	1) Bob Myers (C)	1) Reggie Fowler (Fresno) 2:07.0	198-5	2) Bob Myers (C)	198-5
1) Reggie Fowler (Fresno) 2:07.0	2) Jerry Ponjak (Hay)	Mile Run:	195-8	3) Jerry Ponjak (Hay)	195-8
1) Ralph Walker (Fresno) 4:51.7	3) Greg Tedesco (Hay)	2 Mile Run:	195-3	4) Greg Tedesco (Hay)	195-3
2) Scott Thornton (Fresno) 10:10.8	5) Phil Klaus (Hum)	440 Relay:	23-2 1/2	Long Jump:	22-8 1/2
1) Irwin, Fresno 44.1	1) John LeGrande (Hay)	1) Irwin, Fresno 44.1	22-5	1) John LeGrande (Hay)	22-5
Mile Relay:	2) Marvin Wenble (Hay)	1) Hamilton, Fresno 3:42.5	22-5	2) Marvin Wenble (Hay)	21-7 1/2
1) Hamilton, Fresno 3:42.5	3) Charles Carter (C)	Long Jump:	16-0	3) Charles Carter (C)	16-0
1) Randy Jackson (Fresno) 19-4	4) Eric Tipton (Hum)	High Jump:	100:	4) Eric Tipton (Hum)	15-6
1) Dan Baker (Fresno) 6-3/4	5) Mike Ryan (UCD)	1) Dan Baker (Fresno) 6-3/4	1) Chris Hardeman	5) Mike Ryan (UCD)	15-0
Triple Jump:	1) Darryl Roberson (Hay)	1) R. Gonzales (Sanger) 40-2 3/4	1) Tony Deichler	1) Darryl Roberson (Hay)	15-6
1) R. Gonzales (Sanger) 40-2 3/4	2) Bob Olsen (Hay)	Pole Vault:	1) Mark Nordeen	2) Bob Olsen (Hay)	15-0
1) Tony Lawrence (Kings) 10	3) Mike Middleton (C)	1) Tony Lawrence (Kings) 10	4) Mike Middleton (C)	3) Mike Middleton (C)	14-6
Shot (12#):	5) Rich Starz (Sac)	1) Ron Elliot (Clovis) 43-2 1/2	3000m Steeplechase:	5) Rich Starz (Sac)	9:02.6
1) Ron Elliot (Clovis) 43-2 1/2	1) Barry Anderson (Hum)	Discus:	1) Barry Anderson (Hum)	1) Barry Anderson (Hum)	9:05.0
1) Kevin Mitchell (Fresno) 111-3	2) Karl Schaechterle (C)	1) Kevin Mitchell (Fresno) 111-3	2) Karl Schaechterle (C)	2) Karl Schaechterle (C)	9:08.0
Intermediate Girls (14-15)	3) Lon Barquist (UCD)	100 LH:	3) Lon Barquist (UCD)	3) Lon Barquist (UCD)	9:13.6
100 LH:	4) Rob Davis (UCD)	1) Julie Gayle (Fresno) 16.4	4) Rob Davis (UCD)	4) Rob Davis (UCD)	9:23.4
1) Julie Gayle (Fresno) 16.4	5) John Moreno (SP)	100 Yd Dash:	5) John Moreno (SP)	5) John Moreno (SP)	41.0
1) Kim Edmunds (Fresno) 11.6	1) Hayward	220 Yd Dash:	1) Hayward	1) Hayward	42.2
220 Yd Dash:	2) Chico	1) Kim Edmunds (Fresno) 11.6	2) Chico	2) Chico	42.4
1) Kim Edmunds (Fresno) 26.8	3) Sacramento	440 Yd Dash:	3) Sacramento	3) Sacramento	42.8
440 Yd Dash:	4) San Francisco	1) Martha Huston (Tulare) 65.4	4) San Francisco	4) San Francisco	43.9
1) Martha Huston (Tulare) 65.4	5) Humboldt	880 Yd Run:	5) Humboldt	5) Humboldt	3:50.7
880 Yd Run:	1500m Run:	1) Karen Jeglum (Kern) 2:32.3	1) John Mijares (Sac)	1) John Mijares (Sac)	3:52.5
1) Karen Jeglum (Kern) 2:32.3	1) John Mijares (Sac)	Mile Run:	2) Mike McGrath (UCD)	2) Mike McGrath (UCD)	3:53.6
Mile Run:	2) Mike McGrath (UCD)	1) Tracy Satowski (Clovis) 5:48.6	3) Tim Stone (C)	3) Tim Stone (C)	3:55.5
440 Relay:	3) Tim Stone (C)	1) Tracy Satowski (Clovis) 5:48.6	4) Tony Ruggie (C)	4) Tony Ruggie (C)	3:56.8
1) Sierra, Fresno 51.3	4) Tony Ruggie (C)	440 Relay:	5) Kian McCarthy (SF)	5) Kian McCarthy (SF)	7-1
Mile Relay:	5) Kian McCarthy (SF)	1) Sierra, Fresno 51.3	High Jump:	1) Dave Haber (Hay)	6-10
1) Ahwahnee, Fresno 4:31.4	1) Dave Haber (Hay)	Long Jump:	2) Dave Friday (Hay)	2) Dave Friday (Hay)	6-8
1) Cindy Doyel (Kern) 16-9	2) Greg Arcidiano (Hay)	1) Cindy Doyel (Kern) 16-9	3) Rick Yttervick (C)	3) Rick Yttervick (C)	6-8
High Jump:	4) Louis Sharbaro (UCD)	1) Kathy Bolin (Fresno) 5-1	4) Rick Yttervick (C)	4) Rick Yttervick (C)	6-6
1) Kathy Bolin (Fresno) 5-1	1100m HH:	Shot (8#):	5) Fred Andrews (Hay)	5) Fred Andrews (Hay)	14.6
1) Lugenis Chambers (Fresno) 36	1) Ike Allmond (SF)	1) Lugenis Chambers (Fresno) 36	Shot:	1) Jan DeSoto (Sac)	14.8
Discus (1 kilo):	2) Steve Boyle (Hum)	1) Lee Gann (Fresno) 101-6	1) Jan DeSoto (Sac)	2) Mike Gooing (Hum)	14.9
1) Lee Gann (Fresno) 101-6	3) Stu Swift (Sac)	Edgar Dack/	2) Mike Gooing (Hum)	3) Steve Perich (UCD)	15.0
1) Lee Gann (Fresno) 101-6	4) Don Noble (SF)	1) Lynette Gatavson	3) Steve Perich (UCD)	4) Mike Woody (Sac)	15.1
1) Lee Gann (Fresno) 101-6	5) Fred Andrews (Hay)	6# Shot:	4) Mike Woody (Sac)	5) Dave Crun (C)	56-3
1) Lee Gann (Fresno) 101-6	1) Jan DeSoto (Sac)	1) Lynette Gatavson	5) Dave Crun (C)	100m Dash:	49-0
1) Lee Gann (Fresno) 101-6	2) Mike Gooing (Hum)	1) Krisler	100m Dash:	1) Larry Boltcn (Sac)	48-9
1) Lee Gann (Fresno) 101-6	3) Steve Perich (UCD)	12-13	1) Larry Boltcn (Sac)	2) Kevin Adams (SF)	48-1 1/2
1) Lee Gann (Fresno) 101-6	4) Mike Woody (Sac)	100:	2) Kevin Adams (SF)	3) Steve Porter (C)	48.9
1) Lee Gann (Fresno) 101-6	5) Dave Crun (C)	2) Tammy Albertsen	3) Steve Porter (C)	4) Gordon Snyder (SF)	49.1
1) Lee Gann (Fresno) 101-6	1) Lynette Gatavson	220:	4) Gordon Snyder (SF)	5) Felton Clark (Sac)	49.6
1) Lee Gann (Fresno) 101-6	1) Gentleman	1) Bonita Eckerson	5) Felton Clark (Sac)	100m Dash:	10.4
1) Lee Gann (Fresno) 101-6	1) Becky Hastings	27.5	100m Dash:	1) Ray Clark (Hay)	10.6
1) Lee Gann (Fresno) 101-6	2) Becky Hastings		1) Ray Clark (Hay)	2) Charles Carter (C)	
1) Lee Gann (Fresno) 101-6	BT:		2) Charles Carter (C)		
1) Lee Gann (Fresno) 101-6	1) Lynette Gatavson				
1) Lee Gann (Fresno) 101-6	6# Shot:				
1) Lee Gann (Fresno) 101-6	1) Krisler				
1) Lee Gann (Fresno) 101-6	12-13				
1) Lee Gann (Fresno) 101-6	100:				
1) Lee Gann (Fresno) 101-6	2) Tammy Albertsen				
1) Lee Gann (Fresno) 101-6	220:				
1) Lee Gann (Fresno) 101-6	1) Bonita Eckerson				

30) Diane Esslinger (QCC)	66:31 1 G
40) Ruben Heredia (CCAC)	71:22 1 50
51) Margaret Miller (STC)	76:09 1 WV
65) Sharon Ahler (un)	93:01 1 W
/Connie Rodewald/	
Team scoring-1, Southern California, 180, meet record, old record 156, UCLA, 1973, 2, Washington, 99, 3, UCLA, 95, 4, Washington State, 88, 5, Oregon, 77, 6, California, 53, 7, Oregon State, 38, 8, Stanford, 21, A-13,000.	

May 14 & 15, Berkeley: Pac-8 Championships. /Jim Day/

Summaries of Friday's finals:
 Hammer throw—1, Scott Neilson, Washington, 209-6 (meet record; old record 194-11, Marl Murray, 1975); 2, Rich Perkins, Oregon, 197-10; 3, Dwight Mides, Washington State, 194-10; 4, Marl Murray, WSU; 180-8; 5, Ray Burton, Ore., 162-10; 6, Orestis Rossides, WSU, 159-2.
 Steeplechase—1, Graham Barr, Wash., 8:56.0; 2, Jose Amaya, Oregon State, 8:56.0; 3, Gary Gustafson, Wash., 8:59.2; 4, Devon Flynn, Wash., 8:59.6; 5, Jack Bellah, Stanford, 9:00.4; 6, Gary Barger, Ore., 9:10.8.
 Long jump—1, John Okoro, OSU, 25-2 1/2; 2, Willie Banks, UCLA, 24-9 1/4; 3, Gerald Hardeman, USC, 24-6; 4, James Lofton, Stanford, 24-3 1/4; 5, Jerry Herndon, UCLA, 23-4 1/4; 6, Ted Farmer, Ore., 22-11 1/2.
 Javelin—1, Rod Ewaliko, Wash., 265-3 (meet record; old record, 260-9, Ewaliko, 1975); 2, Jeff Carter, Ore., 244-0; 3, Duncan Atwood, Wash., 232-8; 4, Gene Lorezenen, WSU, 225-2; 5, Mike Helsby, USC, 220-5; 6, Doug Hinkins, OSU, 212-2.
 Shot put—1, Russ Vincent, Wash., 63-9 3/4; 2, Jim Neidhart, UCLA, 62-8; 3, Mike Budincich, USC, 61-5 1/2; 4, Dave Voorhees, Ore., 58-6 1/4; 5, Ralph Fruguglietti, USC, 56-6 1/4; 6, Orestis Rossides, WSU, 56-5/4.
 Pole vault—1, Scott Fisher, OSU, 17-0 3/4; 2, Tom DiStanislaw, USC, 17-0 3/4; 3, Larry Hintz, California, 17-0 1/4; 4, Iie, Russ Rogers, USC, and Mike Tully, UCLA, 16-8; 6, John Kwan, USC, 16-0.
 10,000 meters—1, Tony Sandoval, Stanford, 28:55.6; 2, Samson Kimombwa, WSU, 29:00.2; 3, John Ngeno, WSU, 29:14.2; 4, Joshua Kimeto, WSU, 29:34.8; 5, Steve Surface, Wash., 30:30.0; 6, Terry Williams, Oregon, 30:27.2.
 High jump—1, Jason Meisler, UCLA, 7-1; 2, Lee Braach, WSU, 7-1; 3, Tom Murphy, Cal, 6-11 3/4; 4, Rod Connors, USC and Greg Frie, Ore, 6-11 1/4 (tie); 6, Don Rasmussen, WSU, 6-10.
 5,000—1, John Ngeno, WSU, 13:51.2; 2, Dave Taylor, Ore, 13:51.2; 3, Samson Kimombwa, WSU, 13:59.6; 4, Don Clary, Ore, 14:10.0; 5, Joshua Kimeto, WSU, 14:14.8; 6, Randy Brown, OSU, 14:16.8.
 Mile relay—1, USC (Rod Connors, Trevor Campbell, Claude Brown, Rayfield Beaton), 3:08.6; 2, UCLA, 3:10.8; 3, Cal, 3:11.5; 4, Stan, 3:12.3; 5, WSU, 3:14.2; 6, Wash, 3:15.9.
 400 meter relay—1, USC (Mike Simmons, Joel Andrews, Ken Randle, James Gilkes),

May 21, CIF S, Section 3-A Finals.

/Ted Brazil/

(at El Modena High)
 100 Yd Dash: 1. N. Jones (Kennedy), Barsto, 9.5w (wind 2.7 meters), 2. Jenk (Notre Dame, SO) 9.5; 3. Cole (Gar 9.7; 4. Rhue (SA Valley) 9.7; 5. L. Jon (Kennedy, Barstow) 9.7; 6. Brown (Monrovia) 9.7.
 220: 1. Branch (Barstow) 21.0w (wind 2.8 meters), 2. Jenkins (Notre Dame) 21.0; 3. Cole (Garey) 21.2; 4. N. Jones (Kennedy) 21.3; 5. Banks (Loyola) 21.4; 6. Pugh (Loyola) 21.4.
 440: 1. Andrews (Pomona) 49.0; 2. Davis (San Bernardino) 49.2; 3. Turner (Buena Park) 49.5; 4. Forrest (Santa Maria) 49.5; 5. De-Carteret (Notre Dame) 50.0; 6. Coleman (Palm Springs) 50.3.
 880: 1. Cox (Upland) 1:54.3; 2. Russell (Notre Dame) 1:55.1; 3. Martin (Pomona) 1:55.9; 4. Bridges (San Bernardino) 1:56.0; 5. Macauley (Notre Dame) 1:57.6; 6. Johnston (Sunny Hills) 1:58.1 (Besaw, Rancho Alamitos, 1:59.5).
 Mile: 1. Boettcher (Pomona) 4:17.8; 2. Ryan (Sunny Hills) 4:17.8; 3. Guerra (North Torrance) 4:18.0; 4. Pacheco (Mt. View) 4:20.8; 5. Ortiz (Kennedy) 4:25.6; 6. Weitenka (Bellflower) 4:26.8 (7. Harludo, St. Anthony, 4:27.5).
 2-mile: 1. St. John (Water Dei) 9:07.8; 2. J. Ebner (Bishop Amat) 9:09.8; 3. Dean (Fullerton) 9:24.0; 4. F. Ebner (Bishop Amat) 9:25.4; 5. Boettcher (Pomona) 9:27.6; 6. Innes (Upland) 9:31.8 (7. Alvarez, Garden Grove, 9:32.1; Tom Becker, Rancho, 9:58.6).
 1200m: 1. Sanford (Loyola) 14.1 (ties meet record, Rich Walker, Apple Valley, 1974); 2. Jones (Ganessa) 14.1; 3. Jarnigan (Pomona) 14.4; 4. Alarico (Arroyo Grande) 14.7; 5. Middleton (Pomona) 14.7; 6. Jones (Arroyo Grande) 14.7.
 330 LH: 1. Webster (Garey) 37.3 (meet record, old 37.9, Tom Kretchmar, La Mirada, 1975); 2. W. Curran (Crespi) 37.8; 3. Jones (San Bernardino) 38.2; 4. Grady (Kennedy) 38.2; 5. Staggner (Righetti) 38.6; 6. Walker (Savanna) 38.6; (7. O'Malley, Mater Dei, 38.7).
 440 relay: 1. Kennedy (Barstow) 41.4 (ties meet record, Kennedy in prelims); 2. Monrovia 42.5; 3. Loyola 42.9; 4. Pomona 42.9; 5. Lynwood 43.0; 6. Palmdale 43.0.
 Mile relay: 1. San Bernardino 3:18.7; 2. Crespi 3:19.3; 3. Pomona 3:19.4; 4. Ganessa 3:20.2; 5. Garey 3:20.4; 6. Notre Dame 3:22.9 (Buena Park 3:25.4, Sunny Hills 3:28.9).
 High jump: 1. Gordien (Claremont) 6-8; 2. L. Jones (Kennedy) 6-8; 3. Hall (Notre Dame) 6-8; 4. Simmons (Barstow) 6-7; 5. Johnson (Arroyo) 6-6; 6. Nelson (Azusa) 6-6 (Griffith, La Quinta, 6-4).
 Pole vault: 1. A. Curran (Crespi) 15-4 (meet record, old 15-1, John Felando, South Torrance, 1975); 2. Nelson (Azusa) 15-2; 3. Juell (Upland) 14-0; 4. Millman (Hawthorne) 14-0; 5. (fie) Dalquest (Upland) and Earnest (Mt. View) 13-6.
 Long jump: 1. Forrest (Santa Maria) 22-11 1/2; 2. Eddings (Ganessa) 22-9 3/4; 3. Cole (Pomona) 21-9; 4. Lomax (Workman) 21-8 1/2; 5. L. Jones (Kennedy) 21-7; 6. Fuggs (Lompoc) 21-6 3/4 (Pitts, SA Valley, 20-11 3/4).
 Shot: 1. Silverman (La Mirada) 58-11 3/4; 2. Zibell (Pomona) 58-9 1/2; 3. Palokovic (Crespi) 57-7 1/4; 4. Van Horn (Fullerton) 57-1 3/4; 5. Watson (SA Valley) 55-9 1/4; 6. Sanders (Loyola) 55-4 1/4 (7. Tifensor, Boisa Grande, 55-0 3/4).

May 18, Valley College: Grandfather Games.

Wairley Davisson

KEY TO SYMBOLS — San Fernando Valley Track Club (SFVTC), Beverly Hills Striders (BHS), No. California Seniors Track Club (NCSTC), Seniors Track Club (STC), Corona Del Mar Track Club (CDM), Compton Fire Dept (CFD), Pacific Coast Club (PCC), Santa Monica Track Club (SMTC), Arizona Road Runners (ARR), Culver City Athletic Club (CCAC), Bay Area Track Club (BAC), San Diego Track Club (SDTC), unattached (UNA)

30-39 Years Old

100 — Butler (BHS), 9.9; Dennis (CDM), 10.0; Roberson (CLATC), 10.1; Hamon (LAPD), 10.4; Cannon (UNA), 10.5; Kirkpatrick (UNA), 10.6; Simmons (BHS), 10.7

440 — Cain (BHS), 50.4; Studemund (CDM), 50.9; Adams (CDM), 50.9; Taylor (CDM), 54.7; Johnson (CDM), 55.5; Bell (UNA), 58.5

880 — Taylor (PCC), 2:03.5; Hackett (SFVTC), 2:04.2; Evans (UNA), 2:04.5; Miller (CDM), 2:04.6; Barrett (SMTC), 2:17.2; Deimer (UNA), 2:21.4

MILE — Richards (CDM), 4:35.7; Rupp (STC), 4:42.0; Cheever (BHS), 4:45.0; Pullsberry (CDM), 4:54.2; Field (SMTC), 4:56.0; Adams (STC), 4:56.3

INT. HURDLES — Cain (BHS), 39.0; Adams (CDM), 39.3; Gustafson (UNA), 45.5

THREE-MILE — Rupp (STC), 15:41.7; Richards (CDM), 16:14.0; Downey (SMTC), 16:26.0; Wyndham (SFVTC), 19:19.0

220 — Dennis, 22.5; Butler (UNA), 22.5; Butler (UNA), 22.5; Studenard (UNA), 22.5; Caunda (UNA), 24.1

HIGH HURDLES — Butler (BHS), 14.1; Salinger (CDM), 14.4; Adams (CDM), 14.9; Gustafson (UNA), 15.0; Henry (CDM), 16.5

SHOT PUT — Bobell (CDM), 41.5.5; Loughridge (CFD), 40.1; Marenin (UNA), 39.6.5; Sinclair (UNA), 35.6.5

POLE VAULT — Grimes (SFVTC), 12.0; Quijencio (SFVTC), 11.6

HIGH JUMP — England (BHS), 5.9; Salinger (CDM), 5.9; Gustafson (UNA), 5.6; Loughridge (CFD), 5.4

LONG JUMP — Johnson (CDM), 21.9.5; Salinger (CDM), 19.4; Gustafson (UNA), 18.7.5; Henry (CDM), 17.8; Grimes (SFVTC), 17.1.7.5; Ford (UNA), 16.0

TRIPLE JUMP — Loveridge (UNA), 43.10; Henry (CDM), 40.3.7.5; Wolper (UNA), 39.1; Gustafson (UNA), 37.2.5

JAVELIN — Selby (UNA), 202.2.25; Tucker (CDM), 163.6.7.5; Marenin (UNA), 144.11

DISCUS — Bobell (UNA), 120.10; Sinclair (UNA), 116.11; Marenin (UNA), 113.9; Adams (CDM), 111.7

HAMMER — Bobell (CDM), 152.10

440 RELAY — Corona Del Mar 43.6; Beverly Hills Striders 44.4; Clatc 44.5

MILE RELAY — Corona Del Mar 3:32.5; San Fernando Valley Track Club 3:56.7

OUTSTANDING ATHLETES — Walt Butler (BHS) and Gordon Bobell (CDM)

50-59 Years Old

100 — Watanabe (STC), 10.8; Patsallis (CDM), 11.4; Guidst (CDM), 11.7; Fetter (CDM), 12.0; Hunt (BHS), 12.0; Watt (STC), 12.1

220 — Watanabe (STC), 25.4; Bowers (SDTC), 26.6; Watt (STC), 26.7; Fetter (CDM), 27.2; Hunt (BHS), 27.4

440 — Rulerbaugh (STC), 56.7; Hunt (BHS), 59.8; Bowers (SDTC), 60.3; Harte (CDM), 61.8; Post (STC), 62.4

880 — Rulerbaugh (STC), 2:14.2; Bryant (STC), 2:21.0; Gil (STC), 2:25.9; Post (UNA), 2:27.5; Pain (SDTC), 2:31.1; Pems (BHS), 2:32.6; Lewis (CDM), 2:33.9

MILE — Bryant (STC), 5:02.4; Gil (STC), 5:20.4; Waterman (STC), 5:29.8; Daughters (BHS), 5:46.1; Garcia (BHS), 5:53.2

THREE-MILE — Hernandez (SMTC), 16:23.0; Gil (STC), 18:06.0; Pain (SDTC), 19:27.0; Daughters (BHS), 19:37.0; Long (BHS), 19:45.0; Rippae (SFVTC), 19:54.0

HIGH HURDLES — Patsalla (CDM), 10.1; Gist (CDM), 10.3; Hunt (BHS), 11.0; Hunter (BAC), 12.1

330 LOWS — Clayton (CDM), 46.9; Hunt (BHS), 48.5; Goode 1:09.2

MILE WALK — Long (BHS), 9:04.3; Kelly (UNA), 9:55.0

SHOT PUT — Thatcher (CDM), 40.10.5; Hunter (BAC), 35.5; Beccotta (CDM), 35.2.5; Fetter (CDM), 33.5

DISCUS — Thatcher (CDM), 119.11.5; Beccotta (CDM), 119.7.25; De Bernardi (UNA), 109.10; Grimm (STC), 57.7.7.5

HAMMER — De Bernardi (UNA), 85.4; Thatcher (CDM), 81.5

JAVELIN — Fetter (CDM), 155.3.5; Morales (CDM), 153.3.5; Hunter (BAC), 142.0

POLE VAULT — Brown (CDM), 10.6; Grosh (CDM), 10.6; Vernon (STC), 10.6; Gillett (CDM), 10.0; De Vaughn (CDM), 9.0

HIGH JUMP — Gist (CDM), 5.2; Gillett (CDM), 5.0; Vernon (STC), 5.4.8; Ogle (CDM), 5.4.8

LONG JUMP — Patsalla (CDM), 19.0; Hunter (BAC), 15.5.25; Spencer (SDTC), 14.11.7.5; Ogle (CDM), 14.8.5; Vernon (STC), 14.8; Fetter (CDM), 14.5

TRIPLE JUMP — Patsallis (CDM), 38.2; Spencer (CDM), 133.3.5; Ogle (CDM), 32.0; Vernon (CDM), 30.3.7.5

440 RELAY — Corona Del Mar 52.7

MILE RELAY — Seniors Track Club 4:06.8; Beverly Hills Striders 4:46.3

OUTSTANDING ATHLETES — Bob Watanabe (STC) and Tom Patsallis (CDM)

60-69 Years Old

100 — McIntyre (STC), 12.7; Caruso (STC), 12.7; Sjoststrand (BHS), 12.8; Lum (BTC), 14.0; Glemmer (SFVTC), 14.1; Mowrer (UNA), 14.6

220 — Sjoststrand (BHS), 28.3; McIntyre (STC), 29.7; Lum (BTC), 31.9

440 — Sjoststrand (BHS), 64.8; Mowrer (UNA), 1:27.9

880 — Madden (SFVTC), 2:40.4; Lowell (STC), 2:40.5

MILE — Lowell (STC), 5:55.9; Madden (SFVTC), 5:55.5; Dahlsten (CCAC), 6:17.8

THREE-MILE — Lowell (STC), 20.36; Dahlsten (UNA), 21:01; Dick (WLSTC), 23:04

70 LOWS — Hallen (CW), 11.3; McIntyre (STC), 12.2; McCoraghy (CDM), 12.3; Dick (NCSTC), 14.0

MILE WALK — Urugh (SDTC), 9:44; Blakesley (SDTC), 10:14.4; Mhalo (SDTC), 11:3.1

SHOT PUT — Montgomery (CDM), 45.3; York (NCSTC), 43.11; Buell (USM), 40.4.5; Harman (STC), 39.4.5

100 — Obera (NCSTC), 11.4; Parrish (NCSTC), 11.6; Miller (CDM), 12.7; Barrett (SMTC), 14.4

220 — Obera (NCSTC), 26.3; Parrish (NCSTC), 27.2; Kinsay (CDM), 34.1

440 — Obera (NCSTC), 61.8; Parrish (NCSTC), 62

880 — Irish (NCSTC), 3:17.0

SIX-MILE — Gorman (UNA), 35:57.2

SHOT PUT — Parrish (NCSTC), 29.9.5; Schriber (CDM), 25.3; Kinsay (CDM), 20.11.5

DISCUS — Schriber (CDM), 55.3.5

JAVELIN — Miller (CDM), 96.6

HIGH JUMP — Newton (BHS), 4.0.75; Evans (BHS), 3.7

LONG JUMP — Obera (NCSTC), 16.7; Miller (CDM), 13.8.75.1; Schriber (CDM), 12.1.5

440 RELAY — Corona Del Mar 56.9; Santa Monica Track Club 69.5

OUTSTANDING ATHLETE — Irene Obera (NCSTC)

May 22, SGIC Womens Meet.

/Ric Walker/

100—1. Howard (Cal St. Northridge), 10.9; 2. Ashford (UCLA), 11.0; Butler (UCLA), 11.0. 220—1. Howard (CSN), 24.4; 2. Butler (UCLA), 24.5; 3. Kummer (UCLA), 24.6. 440—1. B. Moore (CP SLO), 58.4; 2. Prator (CSN), 58.6; 3. Nate (CSN), 59.2. 880—1. Rooda (CP SLO), 2:15.6; 2. Scatena (CSN), 2:19.9; 3. Biller (USC), 2:21.0.

MILE—1. Kinsey (CSN), 4:56.9; 2. Chisum (UCLA), 5:01.3; 3. Byington (USC), 5:19.7. TWO MILE—1. Coffman (CSN), 12:00.0; 2. Hallel (Long Beach St.), 12:47.7; 3. Copley (USCB), 13:08.0. 100-METER HURDLES—1. Hightower (CP Pomona), 15.7; 2. Loui (USC), 15.8; 3. Bombach (USC), 16.9. 400 HURDLES—1. Hopper (CSLA), 1:01.4; 2. Hightower (CPP), 1:04.6; 3. Nichwes (San Diego St.), 1:04.7.

440 RELAY—1. Cal St. LA, 47.2; 2. Cal Poly SLO, 48.7; 3. CS Northridge, 49.0. MILE RELAY—1. Cal St. LA, 3:52.5; 2. San Diego St., 4:04.1; 3. Cal Poly SLO, 4:05.4. MEDLEY RELAY—1. UCLA, 1:49.9; 2. San Diego St., 1:50.8; 3. USC, 1:50.9. TWO MILE RELAY—1. Cal St. Northridge, 9:40.0; 2. UCSB, 10:24.3; 3. San Diego St., 10:29.7. HJ—1. Gilbert (UCLA), 5.4; 2. Simon (LBS), 5.4; 3. Connors (SDS), 5.2. LJ—1. Betts (CSLA), 19.9; 2. Kummer (UCLA), 18.5; 3. Tolbert (USC), 17.2. SP—1. Turner (USC), 38.8; 2. Morgan (USC), 37.10; 3. Vogalsang (UCLA), 36.10. DT—1. Turner (USC), 142.10; 2. Vogalsang (UCLA), 133.1; 3. Brown (LBS), 124.5. JT—1. Smith (UCLA), 187.7; 2. Deitrich (SDS), 142.3; 3. Jepsen (USC), 137.1.

TEAM SCORES—Cal St. Northridge 101, UCLA and USC 96, San Diego State 68, Cal St. Los Angeles 48.

(Duarte), 10.1; 6. Wood (San Clemente), 10.1; 6. Dykes (University), 10.1.

220—1. Thompson (Gahr), 21.9 (Class 2-A record, old mark, 22.0, Mike Harris, Indio, 1974; 2. Yates (Duarte), 22.0; 3. Ward (La Sierra), 22.1; 4. Hernandez (Gahr), 22.5; 5. Brodi (Duarte), 22.6; 6. Watson (Calton), 22.7.

440—1. Thompson (Gahr), 47.5 (equals CIF record, Edesel Garrison, Centennial, 1968; Class 2-A record, old mark, 47.8, Thompson, 1976); 2. Harris (Rio Mesa), 49.3; 3. Jones (Mission Viejo), 49.4; 4. Simmons (Moreno Valley), 49.6; 5. Nash (Esperanza), 50.1; 6. Daniel (Hemet), 50.1.

880—1. Francis (Yucaipa), 1:53.6 (Class 2-A record, old mark, 1:54.2, Van Fleet, San Marino, 1975); 2. Edds (Banning), 1:53.9; 3. Platero (Desert), 1:53.9; 4. Barry (St. Bernard), 1:54.7; 5. Grasso (Aviation), 1:55.6; 6. Telaneus (Dana Hills), 1:56.2.

MILE—1. Hulst (Laguna Beach), 4:11.3 (Class 2-A record, old mark, 4:13.7, Hulst, 1974); 2. J. Ariola (Gahr), 4:15.7; 3. Hope (Alta Loma), 4:18.0; 4. Adamalifis (San Clemente), 4:20.7; 5. Torres (Rio Mesa), 4:22.4; 6. Koenig (San Marino), 4:23.2.

TWO MILE—1. Hulst (Laguna Beach), 8:53.0 (Class 2-A record, old mark, 8:57.0, Hulst, 1975); 2. Godinez (Salesian), 9:03.8; 3. Alvarez (Coachella Valley), 9:17.4; 4. Hope (Alta Loma), 9:26.5; 5. J. Ariola (Gahr), 9:31.8; 6. Lohr (Hemet), 9:33.5. 1200M—1. Hunt (El Dorado), 14.4; 2. Stone (Perris), 14.7; 3. Bullock (Duarte), 14.7; 4. Benson (LA Lutheran), 14.8; 5. Kelly (Perris), 14.8; no sixth picked.

330LH—1. Hunt (El Dorado), 37.4; 2. Benson (LA Lutheran), 38.0; 3. Campa (Sierra Vista), 38.0; 4. Covey (Hemet), 38.8; 5. Chesnut (San Clemente), 38.9; 6. Holmes (Perris), 39.0.

440 RELAY—1. Gahr, 42.3 (Class 2-A record, old mark, 42.7, Gahr and Duarte, 1976; 2. Duarte, 42.3; 3. Moreno Valley, 42.9; 4. tie between University and Calton, 43.5; 6. Esperanza, 43.7.

MILE RELAY—1. Gahr, 3:20.5; 2. Hemet, 3:22.5; 3. El Dorado, 3:24.6; 4. La Canada, 3:25.5; 5. Esperanza, 3:25.7; 6. Mission Viejo, 3:25.8.

HIGH JUMP—1. Good (Rio Mesa), 6.6; 2. Redick (Laguna Beach), 6.6; 3. tie between Hemphill (La Canada) and Anderson (Walnut), 6.4 (Anderson cleared 6.6 in jumpoff for berth in State qualifying meet), 5 tie between Hammond (Hemet) and McNamara (Atascadero), 6.4

POLE VAULT—1. Hinzhaus (Aviation), 16.4½ (equals CIF record, Steve Smith, South Torrance, 1969; Class 2-A record, old mark, 16.0½, Brian Goodman, Agoura, 1975); 2. J. Foss (Santa Ynez), 14.0; 3. Vieira (Moreno Valley), 13.6; 4. tie among Parker (Brea), Moak (Moreno Valley), Gladu (Bell Gardens) and Brasfield (Mission Viejo), 13.0

LONG JUMP—1. Yates (Duarte), 24.0; 2. Wilson (Channel Islands), 22.11½; 3. Benson (LA Lutheran), 22.9; 4. Wood (San Clemente), 22.6; 5. Knopf (Gahr), 22.0; 6. Jackson (Calton), 21.11½.

SHOT PUT—1. Johnson (Brea), 60.2½; 2. Staub (Cantwell), 58.9; 3. Johnson (Mayfair), 56.9½; 4. Har-

burken (Burbank), 59.4; 2.5. Moses (Crescenta Valley), 9:14.2; 6. Money (EIModena) 9:16.2. (11. Day, Corona del Mar, 9:26.7).

MILE RELAY—1. Pasadena 3:20.3; 2. Newport Harbor 3:20.8. (Foley, 48.5); 3. Santa Monica 3:21.5 (Chambers 46.4); 4. San Gabriel 3:21.5 (Vincent 47.9); 5. Compton 3:21.5; 6. Burbank 3:24.3 (Centennial won but was disqualified for running out of lane on first lap). (Centennial's time was 3:20.0).

HIGH JUMP—1. McCall (Dominguez) 6.8; 2. Smith (Santa Monica) 6.6; 3. Sanders (Muir) 6.4; 4. Garnett (Muir) 6.4; 5. Lawrence (Thousand Oaks) 6.4; 6. Gerlach (Thousand Oaks) 6.4.

LONG JUMP—1. Wilson (Fontana) 24.1½; 2. Wilson (Morningside) 23.1¼; 3. Julien (Estancia) 22.11½; 4. Butler (Eisenhower) 22.8; 5. Smock (Orange) 22.5½; 6. Bear (Burroughs, Burbank) 22.4½.

SHOT—1. McKenzie (Hart) 67.9; 2. Hunter (Santa Barbara) 60.10½; 3. Miller (Long Beach Poly) 58.4; 4. DeFandier (Eisenhower) 58.6; 5. Sackinger (L.P. Wilson) 58.1¾; 6. Pollack (Glendale) 57.1¼.

Team Scores: Santa Monica 35, Pasadena 32, Centennial and Fontana 28, Blair 26, Edison and San Geronimo 24, Muir 20, Millikan 18, Crescenta Valley and Santa Barbara 16, Thousand Oaks 12½, Estancia 12, Hart, Justin and Dominguez 10, Newport Harbor 9, Villa Park, Newbury Park, Eisenhower, Santa Fe and Morningside 8, Rollins Hills, Long Beach Poly, Foothill and Burbank 6, Jordan and Saddleback 5, Dos Pueblos, Compton, West Covina and Long Beach 4, Wilson 4, West Torrance 2½, Royal, Santa Ana and Orange 2, Glendale 1½, La Puente, Pajaro Verde, Burroughs (Burbank) and El Modena 1, and Cypress ¼.

May 22, UCLA: SPA-AAU Champs.

/Vern Gambetta/

MEN

100 METERS—1. Martin (Canada), 10.1; 2. Fraser (Canada), 10.2; 3. Spooner (Canada), 10.3.

200—1. Parks (Maccabi), 21.0; 2. Sands (unat), 21.1; 3. Carpenborg (Maccabi), 21.3.

400—1. Brown (Maccabi), 45.7; 2. Saunders (Canada), 46.1; 3. Sands (unat), 46.4.

800—1. Huffman (San Diego St.), 1:48.9; 2. Johnson (USC), 1:48.9; 3. Aldridge (USC), 1:49.4.

1,500—1. Arriola (Arizona), 3:42.1; 2. MacDonald (unat), 3:42.2; 3. Lawson (SB Striders), 3:42.7.

5,000—1. Gregorio (Rocky Mountain TC), 14:04.6; 2. Morden (SFVTC), 14:29.2; 3. Niifi (UCLA), 14:36.8.

10,000—1. MacDonald (unat), 28:53.6; 2. Jones (South Coast Harriers), 29:53.6; 3. Sutherland (Club Northridge), 30:17.6.

110 HH—1. Owens (UCLA), 13.6; 2. Robinson (All American TC), 14.0; 3. Tallon (Canada), 14.1.

400 HH—1. Mann (Beverly Hills Striders), 49.2; 2. Andrews (USC), 49.5; 3. Mills (UCLA), 50.0.

3,000 STEEPCHASE—1. Sidons (unat), 9:33.4; 2. Slick (unat), 9:40.5; 3. Dauncey (unat), 9:54.8.

5,000 WALK—1. Walker (BHS), 21:38.8; 2. Bouldin (LA County Sheriffs), 23:46.8; 3. Reilly (BHS), 23:50.2.

POLE VAULT—1. Rogers (USC), 17.6; 2. tie among Knab (Long Beach St.), Vaughn (BHS) and Pulard (All-American TC), 17.1.

HIGH JUMP—1. Owens (BHS), 6-11; 2. Underwood (BHS), 6-11; 3. Moislser (UCLA), 6-11.
JAVELIN—1. Stuart, (BHS), 233-4; 2. Ciarelli (unat), 232-3; 3. Sen Ji Sang (China), 221-9.
SHOT PUT—1. Dolegiewicw (Canada), 64-8/4; 2. Pagel (unat), 58-0/4; 3. Kurrasch (Maccabi), 54-10/4.
DISCUS—1. Gunther (UCLA), 188-6; 2. Dolegiewicw (Canada), 180-6; 3. Baughman (Maccabi), 175-1.

LONG JUMP—1. Hall (Long Beach St.), 24-6/2; 2. Chen (China), 24-0/4; 3. Thomas (AATC), 23-7/2.
TRIPLE JUMP—1. Min (China), 50-7/4; 2. Johnson (unat), 48-9/2; 3. Jackson (USC), 48-9.

HAMMER—1. Arkarco (BHS), 201-5; 2. Shields (unat), 184-11; 3. Ballwey (Maccabi), 184-7.

WOMEN

100—1. Bailey (Canada), 11.2; 2. Ashford (UCLA), 11.3; 3. Bowen (unat), 11.5.
200—1. Loverock (Canada), 23.2; 2. Bryant (LA Mercurettes), 23.3; 3. Forde (Atoms TC), 23.9.
400—1. Bryant (LA Mercurettes), 51.5 (American record; old mark, 51.6, Debra Sapenter, Prairie View, 1975 and Kathy Hammond); 2. Toussaint (Atoms TC), 52.3; 3. Forde (Atoms TC), 53.8.
800—1. Brown (LA Track Club), 2:06.7; 2. Chee (Redlands), 2:08.7; 3. Antoniewicz (LATC), 2:10.2.
1,500—1. Kleinsasser (Blue Angels), 4:21.1; 2. Kinsey (San Fernando Valley TC), 4:24.8; 3. Flournoy (LATC), 4:34.8.
3,000—1. Heinmiller (LATC), 10:01.4; 2. Sanchez (Rialto Roadrunners), 10:10.8; 3. Woodridge (Quad Cities TC), 10:13.2.
100 HURDLES—1. McLeod (Canada), 13.8; 2. Branch (Canada), 13.9; 3. Beach (Canada), 14.1.
400 HURDLES—1. Collins El (Atoms TC), 1:00.6; 2. Myrning (Canada), 1:01.7; 3. Hopper (Premier TC), 1:04.8.
5,000 WALK—1. Brodock (Rialto RR), 25:08.4; 2. McGinley (South Bay Striders), 28:21.8; 3. Janousek (SC Cheetahs), 28:51.4.
440 RELAY—1. Republic of China (Chiu, Huang, Lin, Sui), 48.7; LA Mercurettes finished first in 46.6 but disqualified.
880 RELAY—LTC (Butler, Morris, Oshkova, Brown), 1:45.5.
MILE RELAY—University of Redlands, 3:55.8.
TWO-MILE RELAY—LATC, 9:15.0 (Keyes, Antoniewicz, Heinmiller, Flournoy), 9:15.0.
JAVELIN—1. Sch... (LATC), 209-4; 2. Corr (Lake... International), 141-1; 3. Jeps... (C), 120-3.
SHOT PUT—1. Dole (Lakewood Int.), 47-7; 2. Zwart (LATC), 44-6; 3. Vogelsang (UCLA), 36-0.
DISCUS—1. Halst (Canada), 178-6; 2. Svendsen (San Jose Stars), 163-0; 3. Driscoll (LATC), 162-2.
LONG JUMP—1. ... (Seattle Pacific), 20-8/4; 2. ... (L), 20-2/2; 3. Betts (M...), 19-3/2.
HIGH JUMP—1. Gilbert (UCLA), 5-4; 2. McMillin (LI), 5-4; 3. Tyler (LI), 5-4.

Girls

Team Final—Harry Ellis 28, Mt. Eden 25, Liberty Union 22, Miramonte 18, Acalanes 17, Moreau 15, Las Lomas 13, St. Elizabeth's 13, Encinal 11, Bishop O'Dowd 7, Campolindo 6, San Leandro 6, Alameda 3, Presentation 2, Holy Names 1, Piedmont 1, Hayward 0.
100—Gabriel (HE) 12.0; Jackson (SE) 12.0; Tyklnski (Enc) 12.1; DIMaggio (LL) 12.2; Joseph (HE) 12.3; Lofton (ME) 12.3.
220—Gabriel (HE) 26.2; DIMaggio (LL) 26.9; Jackson (SE) 27.0; Joseph (HE) 27.4; Pickel (ME) 27.5; Nance (Enc) 27.5.
440—Miles (Mor) 1:00.2; Poerio (LU) 1:00.4; Fernandez (ME) 1:01.5; Blevins (Cam) 1:01.9; Mullin (HN) 1:02.1; Sweeney (Enc) 1:02.2.
880—Harmon (SE) 2:28.6; Colony (Cam) 2:28.6; Rebello (SL) 2:30.5; Charles (Pre) 2:33.2; Larsen (Enc) nt; Way (Ala) nt.
1 Mile—Roos (Aca) 5:29.5; Spurrier (Mira) 5:43.7; Lautin (BOD) 5:49.6; Gladson (Aca) 5:50.4; Houston (Pied) 5:52.9; Gonzalez (BOD) 5:56.6.
80 LH—Pickel (ME) 11.1; Upshaw (Aca) 11.2; Hayes (HE) 11.4; Johnson (LU) 11.5; Kappler (SL) 12.2; Connelly (LL) 12.4.
440 Relay—Harry Ellis 51.3; Moreau 51.8; Encinal 51.9; Miramonte 52.5; Del Valle 52.6; Acalanes 52.6.
1 Mile Relay—Las Lomas 4:13.1; Liberty Union 4:15.3; Bishop O'Dowd 4:16.5; Mt. Eden 4:21.2; Acalanes 4:22.1; Campolindo 4:22.7.
HJ—Johnson (LIU) 5-4; Palumbo (Mor) 5-0; Jennifer (DV) 5-0; Cornella (SL) 4-10; Fink (BOD) 4-8; Marchel (Aca) 4-8.
LJ—Johnson (LU) 16-11/2; Gabriel (HE) 16-9/4; Upshaw (Aca) 16-3/4; Hannaford (ME) 15-11; Churchill (Aca) 15-10/4; Simpson (ME) 15-9/2; SP—Duthie (Mira) 36-3; Grmoja (ME) 35-4/2; Pickel (ME) 35-4/4; Furguson (ME) 35-2/4; Woolard (LL) 33-8/2; Read (Ala) 33-3/4.
Discus—Duthie (Mira) 117-3/2; Gregory (Enc) 111-10/2; Read (Ala) 109-5/2; Hannaford (ME) 104-1. Kastanos (Mor) 100-3/4; Grmoja (ME) 99-11.

May 22, Pomona, 2nd Annual Strider Relays at Cal Poly Pomona

Mile Walk (all div.): 1) Bob Long (BHS) 9:2.8
400m Relay (Div 1): 1) Corona Del Mar TC 46.1
Open 5000m Run: 1) Juan Jimenez (Mexico) 17:17.2
Sprint Medley (Div 1): 1) Seniors TC 3:58.1
100m Dash (Women): 1) Dr. Una Morris (un) 11.8
100m Dash (Div 2): 1) Tom Patsalis (CDMTC) 12.35
Heat #2 (Div 1): 1) R. R. Glasgow (SDTC) 11.75
Heat #2 (Div 1A): 1) Willie Roberson (LAPD) 11.2
Distance Medley Relay (Div 1): 1) Seniors TC 11:25.6
400m Relay (Div 2): 1) Corona del Mar 49.8
400m Relay (Div 1a): 1) Corona del Mar TC 43.85
Sprint Medley Relay (Div 2): 1) Seniors TC 4:09.0
Sprint Medley Relay (Div 1a): 1) B. H. Striders 3:38.9
100m Dash (Div 3): 1) Joe Caruso (STC) 13.8
100m Dash (Div 1): 1) Nick Newton (BHS) 11.50
100m Dash (Div 1A): 1) Walt Butler (BHS) 11.00
Distance Medley Relay (Div 2): 1) Seniors TC 12:56.1
Distance Medley Relay (Div 1A): 1) Corona del Mar TC 11:23.2
3000m (Div 3&2): 1) Antonio Hernandez (Mex) 10:32.9
3000m (Div 1A): 1) Jim Murphy (SVTC) 9:41.7
800m Relay (Div 1): 1) Corona del Mar 1:38.5
240m Shuttle Hurdle Relay (mixed):

100m: 1) Curtin (UCSB) 11.2
800m: 1) Woods (un) 1:52.2
2) Metteer (CPSLO) 1:53.8
3) Taylor (Pomona Col) 1:54.1
400m IH: 1) Meledy (SBCC) 57.8
200m: 1) Driver (AATC) 21.7
Javelin: 1) Wheeler (SBCC) 171
Discus: 1) Shetty 138-9
5000m: 1) Sutherland (ClubNorth) 14:34.4
Triple Jump: 1) Dixon (UCSB) 42-7
Pole Vault: 1) Lock (UCSB) 16-7 /Sam Adams/

May 22, S. Cal J.C. Champs.

/Vern Gambetta/

At Mt. Sac Meters

100—1. Parrell (Santa Ana), 10.3; 2. Tavie (Compton), 10.5; 3. Bernstein (Fullerton), 10.6; 4. Madry (Bakersfield), 10.7; 5. Martin (Orange Coast), 10.7; 6. Lebovitz (Mt. San Antonio), 10.8.
200—1. Perry (East LA), 21.1; 2. Parrell (SA), 21.2; 3. Tavie (Comp), 21.3; 4. McGlothlin (ELA), 21.3; 5. Desmat (OC), 21.4; 6. Stewart (Bak), 21.5.
400—1. Riggins (Grossmont), 47.6; 2. Taylor (Southwest LA), 48.0; 3. Conway (Oxnard), 48.0; 4. Davis (Mt. Sac), 48.3; 5. Deason (SA), 48.6; 6. Dupleasis (Citrus), 48.6.
800—1. Donahue (Pierce), 1:49.2; 2. Evola (SD Mesa), 1:51.5; 3. Erb (SDM), 1:51.5; 4. Jones (Bak), 1:52.1; 5. Keeley (OC), 1:52.1; 6. Eaton (Saddleback), 1:52.5.
1,500—1. Colley (San Bernardino), 3:47.5 (meet record, old mark, 3:56.9, Colley, 1976); 2. Cendeias (Full), 3:48.5; 3. Hattersley (Gros) 3:49.2; 4. Smith (Gros), 3:50; 5. Saavedra (Full), 3:50.5; 6. Munoz (Imperial Valley), 3:52.5.
3,000 STEEPCHASE—1. Wilson (Gros), 9:13.6; 2. Mapsted (San Ber), 9:21.3; 3. Laird (Palomar), 9:28.6; 4. Whitthaver (SA), 9:30.2; 5. Buckingham (Gros), 9:30.5; 6. Smith (Mt. Sac), 9:39.4.
5,000—1. Simonian (LACC), 14:24.1; 2. Prine (SDM), 14:24.1; 3. Canchola (Valley), 14:32; 4. Santa Barbara), 14:40.2; 5. Saavedra (Full), 14:52.2; 6. Best (Gros), 15:05.
10,000 (nonscoring)—1. Berk (Bak), 32:48.4; 2. Veduzzo (Full), 32:58.3; 3. McGarry (Full), 32:58.3; 4. Duran (Moorepark), 33:40.0.
110H—1. Mince (Bak), 1:53.2; 2. Hall (Mt. Sac), 1:43; 3. Young (Southwestern), 1:44; 4. Kennedy (Palomar), 1:46; 5. Turner (Full), 1:47; 6. Rudd (Pasadena), 1:48.
400IH—1. Rudd (Pas), 51.0 (equals meet record, Grant Niederhauhs, Pasadena, 1975); 2. Sheffield (ELA), 52.1; 3. Pratt (Bak), 52.3; 4. Turner (Harbor), 52.6; 5. Stephens (Full), 52.6.

May 22, North Coast CIF.

/Jim Day/

NORTH COAST SECTION 4A TRACK AND FIELD

Varsity
Berkeley 36, Pittsburg 33, Washington 26, Dublin 19, Mission San Jose 17, Antioch 12, College Park 12, Pleasant Hill 12, DeAnza 11 1/2, Granada 11, Amador 10, John F. Kennedy-Richmond 8, Pinole Valley 7 1/2; El Cerrito 7, American 6, James Logan 6, San Ramon 6, John F. Kennedy-Fremont 3, Ygnacio Valley 3, Concord 2, Irvington 2, Monte Vista 2, Northgate 2.
100—Trapps (Pitt), 9.9; Longstaff (Concord), 10.0; Stephens (Berk), 10.0; Smith (Berk), 10.1; Glover (DeAnza), 10.1; Toffoli (Ygnacio), 10.1.
220—Trapps (Pitt), 21.8; Smith (Berk), 21.9; Stephens (Berk), 22.6; Finger (Berk), 22.6; Lawson (Pitt), 22.7; Cook (MSJ), 22.8.
440—Harris (Pitt), 48.7; Stewart (JFK-R), 49.8; Croft (Pl. Hill), 50.7; DeWitt (Berk), 50.7; Lawson (Pitt), 51.0; Small (JFK-F), 51.2.
880—Smith (MSJ), 1:57.1; Swenson (SR), 1:57.9; Giudici (Wash), 1:58.7; Curry (MV), 1:58.7; Moore (Pl. Hill), 1:59.1; Tierney (Irv), 2:00.1.
1 Mile—Dowling (Col. Park), 4:21.4; McMeans (DeAnza), 4:23.2; Hussey (Wash), 4:28.4; Smith (MSJ), 4:27.0; Simon (Ygnacio), 4:27.4; Kusko (Granada), 4:28.5.
2 Mile—Searls (Col. Park), 9:29.7; Harvey (Dublin), 9:30.9; Faulkner (El Cerrito), 9:36.4; Tarin (Liv), 9:38.7; Mullin (Northgate), 9:46.2; Andropolis (Concord), 9:47.5.
120 HH—Gangnuss (Dublin), 14.2; Turner (MSJ), 14.9; Anderson (Pinole), 15.0; Campbell (Granada), 15.1; Peters (Ygnacio), 15.2; Patterson (DeAnza), 15.4.
330 LH—Gangnuss (Dublin), 38.5; Patterson (DeAnza) and Lockhart (Pinole) tied, 39.1; Campbell (Granada), 39.2; Slagden (MSJ), 39.9; Boulware (Dublin), 40.0.
440 relay—Pittsburg, 42.8; Berkeley, 42.8; Dublin, 43.3; Kennedy-R, 43.9; Mission San Jose, 44.0; Logan, 45.3.
1 Mile relay—Berkeley, 3:21.4; Pittsburg, 3:26.6; Granada, 3:29.9; Kennedy-R, 3:27.6; Pleasant Hill, 3:28.5; Amador, 3:30.0.
HJ—Lane (American), 6-8; Walden (Granada), 6-7; Heltraw (MSJ), 6-6; Schnor (Pl. Hill), Moorhead (Ygnacio), and Hanson (Northgate), tied, 6-4.
LJ—Sacramento (Logan), 21-10; Morgan (El Cerrito), 20-13/4; Butler (JFK-F), 20-11/4; McGrath (Concord), 20-10/4; Haas (Amador), 20-10/4; Asberry (Pitt), 20-9/4.
Girls
100—Cobbs (Berk), 10.8; Robinson (Berk), 11.0; Burgess (Berk), 11.6; Davis (Pinole), 11.8; Phillips (Newark), 11.9; Medeiros (JFK-F), 12.0.
220—Cobbs (Berk), 24.4; Robinson (Berk), 25.2; Harrison (Clayton Valley), 26.9; Clark (Northgate), 27.2; Guldry (Memorial), 27.7; Crisier (Clayton Valley), 27.7.
440—Stohr (Granada), 58.0; Valenzuela (Wash), 60.2; Contratto (Granada), 60.2; O'Conner (SR), 62.2; Anaya (Granada), 63.6; Murray (Bak), 63.9.
880—Stohr (Granada), 2:18.2; Williams (Liv), 2:22.1; Daley (Granada), 2:28.1; Green (Northgate), 2:28.3; Fowler (DeAnza), 2:29.4; Bruder (Pl. Hill), 2:34.3.
1 Mile—Salisbury (Northgate), 5:19.2; Williams (Liv), 5:20.6; Searls (College Park), 5:27.7; Lyons (Granada), 5:28.8; Robinson (Pl. Hill), 5:31.6; Daley (Granada), 5:38.5.
80 LH—Burgess (Berk), 11.0; Ray (Newark), 11.3; Gaulza (College Park), 11.4; Honour (Granada), 11.5; Ross (Berk), 11.6; Leaks (JFK-R), 11.8.
440 relay—Berkeley, 47.9; Granada, 50.4; Clayton Valley, 52.3; Pleasant Hill, 52.5; Amador Valley, 53.1; Kennedy-F, 53.3.
1 Mile relay—Berkeley, 4:05.4; Granada, 4:11.4; Pleasant Hill, 4:17.6; Kennedy-R, 4:19.1; Amador, 4:20.7; Livermore, 4:22.5.
HJ—Ross (Berk), 5-5; Boehner (Clayton Valley), 5-3; Stanger (MSJ), 5-0; Madrid (Liv), 5-0; Hannon (Granada), 5-0; Autio (Granada), 5-0.
LJ—Honour (Granada), 17-2; Medeiros (Kennedy-F), 16-7 1/2; Boehner (Clayton Valley), 16-3/4; Richardson (Pitt), 16-3; Harrison (Clayton Valley), 16-1; Phillips (Newark), 15-7 1/2.

Youth Girls:

1 Mile Walk: 1. Cindy Vaughan(RCF) 8:09.8
200 Meter Hurdles: 1. Gretchen Mills(RCF) 29.2
440 Relay: 1. Millbrae Lions 49.9
One Mile Run: 1. Val Davis(RCF) 5:06.4
440 Yard Dash: 1. Wendy Allums(BEB) 59.4
100 Yard Dash: 1. Sharon Ware(BEB) 11.2
80 Meter Hurdles: 1. Gigi Hurby(KLTC) 12.2
880 Yard Run: 1. Deanne Smith(Una) 2:21.5
220 Yard Dash: 1. Judy Young(BEB) 26.0
880 Medley Relay: 1. Berkeley Eastbay 1:52.0
1 Mile Relay: 1. Redwood City Flyers 4:09.9

Youth Boys:

1 Mile Walk: 1. Nick Sakelarios(RCF) 8:05.3
2 Mile Run: 1. Dave Marson(KLTC) 10:23.2
440 Relay: 1. Richmond Striders 48.3
One Mile Run: 1. Al Miller(SVTC) 4:49.4
440 Yard Dash: 1. Greg Johnson(SPARTA) 55.7
100 Yard Dash: 1. Darryl Phillips(RSTC) 11.0
70 Low Hurdles: 1. Benny Sells(SVTC) 9.5
880 Yard Run: 1. Reid Johnson(ARROW) 2:14.8
220 Yard Dash: 1. Darryl Phillips(RSTC) 24.5
1 Mile Relay: Salinas Valley TC 3:54.5
Shot Put: 1. Tim Whete(VMTC) 44-3
Discus: 1. Dave Cowell(ARROW) 141-1
Triple Jump: 1. Benny Sells(SVTC) 39-6 1/2
High Jump: 1. Benny Sells(SVTC) 5-7
Long Jump: 1. Jeff Paul(VMTC) 17-6

Midget Girls:

1 Mile Walk: 1. Andrea Bunting(RCF) 9:07.2
440 Relay: 1. Berkeley East Bay 53.7
1 Mile Run: 1. Jeani Fuller(NCTC) 5:27.9
440 Yard Dash: 1. Sherill Miller(CUP) 60.5
100 Yard Dash: 1. Bonnie Williams(ML) 17.0
50 Low Hurdles: wind 6.5+ mph 1. Laura Heizman(ARROW) 22.0
880 Yard Run: 1. Susan Slikoff(SJC) 2:20.0
220 Yard Dash: 1. Bonnie Williams(ML) 26.5
880 Medley Relay: 1. Berkeley East Bay 1:59.0
Long Jump: 1. Laura Heizman(ARROW) 16-1 1/2
Shot Put: 1. Tami Frazer(SRS) 31-10
Baseball Throw: 1. Jeanne Wettach(MPTC) 197-5 1/2
High Jump: 1. Laura Heizman(ARROW) 4-9

May 22, North Coast CIF 2A.

/Jim Day/

Top five in each event qualify for Meet of Champions Varsity

Team Final—Tennison 31, Harry Ellis 21, Moreau 16, Alameda 15½, Arroyo 15, Sunset 13, Richmond 13, Albany 12, St. Mary's 12, Piedmont 11½, DeLaSalle 11, Del Valle 11, Encinal 9, Hayward 9, Liberty Union 9, Pacifica 8, Marina 7, Alacanes 6, Mt. Eden 6, Bishop O'Dowd 2, Campolindo 2, St. Patrick's 2, Canyon 1, San Lorenzo 1, Alhambra 0, Las Lomas 0, Miramonte 0, Pacific 0, St. Elizabeth's 0, Salesian 0, San Leandro 0.

100 — Smith (T) 10.4; Burrell (T) 10.4; Gentry (HE) 10.4; Fernandez (CV) 10.6; Gregory (Enc) 10.7; Nicks (HE) 10.7.

220 — Smith (T) 22.7; Burrell (T) 22.9; Gentry (HE) 23.1; Wright (Alb) 23.2; Lingel (DV) 23.6; Stokes (Alb) 23.6.

440 — Arnerich (Ala) 50.5; Emery (Arr) 50.5; Malocco (LU) 51.1; Zoro (Alb) 51.1; Judy (T) 51.5; Wickliff (Sal) 51.6.

800 — Emery (Arr) 1:55.0; Arnerich (Ala) 1:55.1; White (Rich) 1:55.4; Jackson (Rich) 1:57.2; Jimenez (DLS) 1:57.3; DeGroot (Mar) 1:57.8.

Mile — Bowles (Enc) 4:28.3; Harbaugh (Pied) 4:29.2; Hazen (LU) 4:35.8; Ralsner (T) 4:49.0; Wright (Mor) nt; Behning (CV) nt.

Two Mile — Hornig (CV) 9:45.6; Killian (DV) 9:56.1; Acosta (Ala) 10:04.0; Cadwallader (Enc) 10:14; Kindie (Ala) 10:17.7; Veasy (Ala) 10:20.3.

120 HH — Koko (Sun) 15.0; Amerson (Pca) 15.0; Martin (Mor) 15.3; Killie (DLS) 15.5; Glover (Pca) 15.5; Fonseca (Enc) 15.5.

330 LH — Koko (Sun) 37.9; Jack (Mar) 39.5; Petrie (DLS) 40.0; White (Rich) 40.1; See (DV) 40.3; Ackerly (LU) 40.3.

HJ — Kinman (Mor) 6-6; Tauschak (Arr) 6-4; Blount (Pca) 6-4; Foley (Cam) 6-2; Peterson (Arr) 6-0.

LJ — Martin (Mor) 21-8¼; Fernandez (CV) 21-3¾; An. Williams (HE) 21-3½; Al. Williams (HE) 21-2¼; Nicks (HE) 21-2; Vieira (SL) 20-11½.

TJ — Johnson (ME) 49-0; Mellon (SM) 48-7½; Francis (DLS) 47-2; Smith (Hay) 46-7¾; Vieira (SL) 45-2; Medder (DV) 43-7.

FV — Philbert (Aca) 15-1; Piles (DV) 13-0; Shibley (Mar) 13-0; Carrenburg (Pied) 12-6; Reitz (Ala) 12-6; Cortessis (Aca) 12-4.

SP — Halle (Pied) 56-4¾; Bell (SM) 54-4¾; Moody (Alb) 54-1½; Bilotti (BOD) 52-5; Wiboon (Sun) 51-2.

Ds — Diregolo (Hay) 160-10; Bell (SM) 156-7; Moody (Alb) 145-1½; Glenn (SP) 144-10½; Mulke (Can) 138-6; Spinelli (BOD) 136-5½.

440 Relay — Harry Ellis 42.9; Tennison 43.5; Albany 44.0; Liberty Union 44.3; Hayward 44.3; Del Valle 44.6.

Mile Relay — Richmond 3:25.5; Tennison 3:27.0; Harry Ellis 3:28.5; DeLaSalle 3:29.0; Liberty Union 3:32.6; Arroyo 3:33.7.

Distance Medley Relay (Div 1):
 1) Seniors TC 11:25.6
 400m Relay (Div 2):
 1) Corona del Mar 49.8
 400m Relay (Div 1a):
 1) Corona del Mar TC 43.85
 Sprint Medley Relay (Div 2):
 1) Seniors TC 4:09.0
 Sprint Medley Relay (Div 1a):
 1) B. H. Striders 3:38.9
 100m Dash (Div 3):
 1) Joe Caruso (STC) 13.8
 100m Dash (Div 1):
 1) Nick Newton (SHS) 11.50
 100m Dash (Div 1A):
 1) Walt Butler (BHS) 11.00
 Distance Medley Relay (Div 2):
 1) Seniors TC 12:56.1
 Distance Medley Relay (Div 1A):
 1) Corona del Mar TC 11:23.2
 3000m (Div 3&2):
 1) Antonio Hernandez (Mex) 10:32.9
 3000m (Div 1A):
 1) Jim Murphy (SMTC) 9:41.7
 800m Relay (Div 1):
 1) Corona del Mar 1:38.5
 240m Shuttle Hurdle Relay (mixed):
 1) B.H. Striders 38.5
 Shot (Div 1A):
 1) Bobello 41-1½
 Shot (Div 2):
 1) Evans (SFVTC) 36-11 3/4
 High Jump (Div 1A):
 1) Larry Salinger (CDMTC) 5-8
 High Jump (Div 2):
 1) Jim Vernon (STC) 4-10
 Long Jump (women):
 1) Ruth Dansby (un) 12-2½
 Long Jump (Div 3):
 1) Joe Caruso (STC) 13-11
 3000m (Div 1):
 1) Jerry Smartt (BHS) 9:53.3
 800m Relay (Div 2):
 1) Seniors TC 1:46.8
 800m Relay (Div 1A):
 1) B.H. Striders "A" 1:31.0
 Shot Put (Div 1):
 1) Simon 38-4 3/4
 Shot Put (60-):
 1) Thatcher 48-3/4
 High Jump (Div 1):
 1) Bob Fillings (BHS) 5-7½
 High Jump (Div 3):
 1) Ted Hatlen (Club West) 4-0
 High Jump (women):
 1) Sheila Newton (BHS) 4-0
 Long Jump (Div 2):
 1) Tom Patsalis (CDMTC) 18-7½
 Long Jump (Div 1):
 1) Shirley Davison (CDM) 20-9½
 Long Jump (Div 1A):
 1) Hugh Adams (CDMTC) 20-3½
 Pole Vault (Div 1A):
 1) Don Grimes (SFVTC) 12-6
 Pole Vault (Div 2):
 1) Jim Vernon (STC) 11
 Pole Vault (Div 1):
 1) Casey Keffer (CDMTC) 11
 Pole Vault (Div 3):
 1) B. MacConaghy (CDMTC) 9
 /Shirley Davison/

May 22, Santa Barbara. UCSF Invitational Track & Field Meet

Long Jump:
 1) Shetty (un) 21-11
 High Jump:
 1) Kring (un) 6-9½
 Shot Put:
 1) Lauderdale 39-5½
 1500m:
 1) Fields (UCSB) 3:48.2
 110m HH:
 1) Sanchez (SBCC) 15.1
 400m:
 1) Nason (AATC) 47.5
 2) Driver (AATC) 48.2

3:49.2; 4. Smith (Gros), 3:50; 5. Saavedra (Full), 3:50.5; 6. Munoz (Imperial Valley), 3:52.5.
 3,000 STEEPLECHASE—1. Wilson (Gros), 9:13.6; 2. Mapsted (San Bern), 9:21.3; 3. Laird (Palomar), 9:28.6; 4. Whithaver (SA), 9:30.2; 5. Buckingham (Gros), 9:30.5; 6. Smith (Mt. Sac), 9:39.4.
 5,000—1. Simonian (LACC), 14:24.1; 2. Prine (SDM), 14:24.1; 3. Canchola (Valley), 14:32; 4. Santa Barbara), 14:40.2; 5. Saavedra (Full), 14:52.2; 6. Best (Gros), 15:05.
 10,000 (nonscoring)—1. Beck (Bak), 32:48.4; 2. Veduzzo (Full), 32:58.8; 3. McGarry (Full), 33:44.4; 4. Duran (Moorpark), 33:44.4.
 110HH—1. Mince (Bak), 2:13.2; 2. Hall (Mt. Sac), 14.3; 3. Young (Southwestern), 14.4; 4. Kennedy (Palomar), 14.6; 5. Turner (Full), 14.7; 6. Rudd (Pasadena), 14.8.
 400IH—1. Rudd (Pas), 51.0 (equals meet record, Grant Niedererhaus, Pasadena, 1975); 2. Sheffield (ELA), 52.1; 3. Pratt (Bak), 52.3; 4. Turner (Harbor), 52.6; 5. Esteban (Glendale), 52.7; 6. Summers (Mt. Sac), 52.9.
 440 YARD RELAY—1. East LA, 41.2; 2. Bakersfield, 41.5; 3. Pasadena, 41.5; 4. Orange Coast, 42.0; 5. Citrus, 42.1; 6. Mt. San Antonio, 42.2.
 MILE RELAY—1. East LA, 3:14.5; 2. Bakersfield, 3:14.8; 3. Grossmont, 3:16.1; 4. Harbor, 3:17.3; 5. El Camino, 3:17.4; 6. SD Mesa, 3:18.4.
 HIGH JUMP—1. La Rusch (Clug), 7-0¾ (meet record, old mark); 2. John Rambo, Long Beach, and Otis Burrell, Valley, 1963; 3. Boyd (West LA), 6-10¾; 3. Maxham (Full), 6-10¾; 4. Tie between Miller (Mt. Sac) and Nowacki (San Barb), 6-8¾; 6. Churchill (Canyons), 6-8¾.
 LONG JUMP—1. Smith (Ventura), 25-6¼; 2. Jones (ELA), 25-1½; 3. Carter (Citrus), 24-11¾; 4. Spencer (Comp), 23-6; 5. DeFrance (Bak), 23-3½; 6. Banks (LACC), 23-3½.
 TRIPLE JUMP—1. DeFrance (Bak), 50-11½; 2. Barry (EC), 50-9; 3. Taylor (Harbor), 50-3¼; 4. A. Barry (EC), 49-8½; 5. Joseph (Harbor), 49-1½; 6. Clingan (Cerritos), 48-7½.
 POLE VAULT—1. Eskola (Pas), 16-6¾ (meet record, old mark, 16-1, Jikivaritio, Pasadena and Brown, El Camino, 1976); 2. Wilson (Long Beach), 16-1; 3. Jikivaritio (Pas), 16-1; 4. Woepse (OC), 15-7; 5. Brown (EC), 15-7; 6. Lewis (Hancock), 15-7.
 SHOT PUT—1. Laut (Moor), 56-5½; 2. Barrows (Gros), 56-5½; 3. Gordien (Mt. Sac), 54-11; 4. Kells (Full), 54-6¾; 5. Klein (Full), 54-3½; 6. Hampton (Full), 54-1¼.
 DISCUS—1. Brown (Full), 184-1½; 2. Gordien (Mt. Sac), 177-5; 3. Baughman (Full), 173-6; 4. Engle (Canyons), 162-1½; 5. Kells (Full), 160-10½; 6. Binley (OC), 158-10¼.
 JAVELIN—1. LaPeriere (Palomar), 217-6¼; 2. Vance (Moor), 216-4; 3. Andrews (WLA), 203-4; 4. Keeling (EC), 201-9; 5. Cain (ELA), 196-10½; 6. Toussaint (Desert), 194-8.
 TEAM SCORES—Bakersfield 53, East LA 52; Fullerton 50; Grossmont 48; Pasadena 35; Mt. San Antonio 33; Santa Ana 24; SD Mesa 23; El Camino 22; San Bernardino 21; Palomar 20; Compton and Moorpark 18; West LA 14; Orange Coast 13; Glendale 12; LACC 11; Ventura, Pierce and Long Beach 10.

Medeiros (JFK-RF), 12.0.
 220 — Cobbs (Berk), 24.4; Robinson (Berk), 25.2; Harrison (Clayton Valley), 26.9; Clark (Northgate), 27.2; Guidry (Memorial), 27.7; Crisler (Clayton Valley), 27.7.
 440 — Stohr (Granada), 58.0; Valenzuela (Wash), 60.2; Contratto (Granada), 60.2; O'Conner (SR), 62.2; Anaya (Granada), 63.6; Murray (Berk), 63.9.
 800 — Stohr (Granada), 2:18.2; Williams (Liv), 2:22.1; Daley (Granada), 2:28.1; Green (Northgate), 2:28.3; Fowler (DeAnza), 2:29.4; Bruder (PI. Hill), 2:34.3.
 Mile — Salisbury (Northgate), 5:19.2; Williams (Liv), 5:20.6; Searis (College Park), 5:27.7; Lyons (Granada), 5:28.8; Robinson (PI. Hill), 5:31.6; Daley (Granada), 5:38.5.
 80 LH — Burgess (Berk), 11.0; Ray (Newark), 11.3; Gauza (College Park), 11.4; Honour (Granada), 11.5; Ross (Berk), 11.6; Leaks (JFK-RF), 11.8.
 440 relay — Berkeley, 47.9; Granada, 50.4; Clayton Valley, 52.3; Pleasant Hill, 52.5; Amador Valley, 53.1; Kennedy-F, 53.3.
 Mile relay — Berkeley, 4:05.4; Granada, 4:11.4; Pleasant Hill, 4:17.6; Kennedy-R, 4:19.1; Amador, 4:20.7; Livermore, 4:22.5.
 HJ — Ross (Berk), 5-5; Boehner (Clayton Valley), 5-3; Stanger (MSJ), 5-0; Madrid (Liv), 5-0; Hannon (Granada), 5-0; Autio (Granada), 5-0.
 LJ — Honour (Granada), 17-2; Medeiros (Kennedy-F), 16-7½; Boehner (Clayton Valley), 16-3¼; Richardson (Pitt), 16-3; Harrison (Clayton Valley), 16-1; Phillips (Newark), 15-7½.
 SP — Brooks (Berk), 40-6; Dolsby (MV), 38-7; Mulaly (Kennedy-F), 37-10; Johnson (PI. Hill), 37-8; Nelson (PI. Hill), 37-4; Hilton (PI. Hill), 36-5; Discus — Johnson (PI. Hill), 123-3; Hilton (PI. Hill), 122-11; Dolsby (MV), 119-6; Moquette (MSJ), 107-3; Toman (Amador), 95-6; Brooks (Berk), 94-3.
 Girls team score — Berkeley 54, Granada 40, Pleasant Hill 19, Northgate 10, Livermore 8.
 May 22 & 23, Salinas, Pacific Assoc. Boys and Girls Age Group Championship.
 Bantam Girls:
 880 Walk:
 1. Elizabeth Pike (Arrow) 4:24.0
 440 Relay:
 1. Salinas Valley TC 61.7
 440 Yard Dash:
 1. Theresa Sells (SVTC) 69.5
 100 Yard Dash:
 1. Jada Harris (BEB) 13.1
 880 Yard Run:
 1. Michelle Miller (APP) 2:27.9
 220 Yard Dash:
 1. Michelle Miller (APP) 29.7
 880 Relay:
 1. Orinda Track Club 2:12.1
 Baseball Throw:
 1. Carrie Cambron (RCP) 146-7
 High Jump:
 1. Carrie Cambron (RCP) 4-0½
 Long Jump:
 1. Jada Harris (BEB) 12-8½
 Bantam Boys:
 880 Walk:
 1. Chuck Haggard (VMTC) 9:30.3
 440 Relay:
 1. Richmond Striders 58.1
 Mile Run:
 1. Marty Munn (SVTC) 5:22.8
 440 Yard Dash:
 1. Steve Wakefield (ECTC) 65.6
 100 Yard Dash:
 1. Okey Egu (ECTC) 12.2
 50 Yard Dash:
 1. Okey Egu (ECTC) 6.5
 880 Yard Run:
 1. Marty Munn (SVTC) 2:31.6
 220 Yard Dash:
 1. Okey Egu (ECTC) 27.6
 Mile Relay:
 1. Valley of the Moon 4:52.8
 High Jump:
 1. Chuck Haggard (VMTC) 4-6
 Long Jump:
 1. Jim Palmisano (Arrow) 14-2½

BUCKET GIRLS:
 Mile Walk:
 1. Andrea Bunting (RCP) 9:07.2
 440 Relay:
 1. Berkeley East Bay 53.7
 Mile Run:
 1. Jeani Fuller (NCTC) 5:27.9
 440 Yard Dash:
 1. Sherill Miller (CUP) 60.5
 400 Yard Dash:
 1. Bonnie Williams (ML) 1:01.0
 50 Low Hurdles: wind 6.5+ mph
 1. Laura Heizman (ARROW) 40.5
 880 Yard Run:
 1. Susan Slikoff (SJC) 1:29.0
 220 Yard Dash:
 1. Bonnie Williams (ML) 26.5
 880 Medley Relay:
 1. Berkeley East Bay 1:59.0
 Long Jump:
 1. Laura Heizman (ARROW) 16-1½
 Shot Put:
 1. Tami Frazer (SRS) 31-10
 Baseball Throw:
 1. Jeanne Wettach (NPTC) 197-5½
 High Jump:
 1. Laura Heizman (ARROW) 4-9
 Midget Boys:
 Mile Walk:
 1. David Smothers (ARROW) 8:22.2
 440 Relay:
 1. Eastside Youth Ath. Clug 53.5
 One Mile Run:
 1. Brian Bergstrom (ARROW) 5:13
 440 Yard Dash:
 1. Brad Riel (DV) 60.9
 100 Yard Dash:
 1. Tim Peoples (EYAC) 11.7
 70 Low Hurdles:
 1. Eric Carlson (CUP) 10.8
 860 Yard Run:
 1. Riley Moore (ECTC) 2:24.8
 220 Yard Dash: wind 9.0+ mph
 1. Ernst Egu (ECTC) 26.6
 Mile Relay:
 1. Arrow Track Club 4:25.6
 Shot Put:
 1. Jerry Croxdale (NTC) 39-4 3/4
 Long Jump:
 1. Andy Sythe (SPARTA) 16-10
 High Jump:
 1. Brad Riel (DV) 5-2
 Triple Jump:
 1. Jeff Rossman (ARROW) 34-3
 Intermediate Girls:
 3,000 Meter Walk
 1. Georgia Sakelarios (UNA) 16:02.6
 300 Meter Low Hurdles:
 1. Carolyn Bing (SJC) 44.3
 440 Relay:
 1. Millbrae Lions 49.7
 One Mile Run:
 1. Ann Trason (MPTC) 5:09.9
 440 Yard Dash:
 1. Liz Douglas (SJC) 59.2
 100 Yard Dash:
 1. Kella Bolton (MLTC) 11.2
 100 Meter Low Hurdles:
 1. Kris Costello (SJC) 14.2
 880 Yard Run:
 1. Ann Regan (CUP) 2:16.4
 220 Yard Dash: wind 6.5+ mph
 1. Kella Bolton (ML) 24.5
 880 Medley Relay:
 1. San Jose Cindergals 1:49.1
 Two Mile Run:
 1. Roxanne Bier (SJC) 11:01.8
 Mile Relay:
 1. San Jose Cindergals 4:06.5
 Two Mile Relay:
 1. San Jose Cindergals 9:58.5
 Javelin:
 1. Diana Bishop (ARROW) 117-9
 Shot Put:
 1. Susan Springer (SVTC) 40-4½
 Discus:
 1. Susan Springer (SVTC) 135-3
 High Jump:
 1. Karen Hinkleman (UNA) 5-2
 Long Jump:
 1. Barbara Kochendorfer (STS) 17-1
 /Dick Casper/

May 21, CIF S. Section Girls State Meet Qual.

/Ted Brazil/

Western Regionals
At Redondo High
100-1. Loud (LA Lutheran) 10.7w, 2. Bolden (Centennial) 10.9, 3. Sanders (Centennial) 11.0, 4. Gourdine (El Toro) 11.1, 5. Mariman (Newport) 11.1.
220-1. Loud (LA Lutheran) 25.2 (equals CIF record, Loud, 1976 prelims), 2. Sanders (Centennial) 25.8, 3. Sloane (Dos Pueblos) 25.8, 4. Evans (Morningside) 26.1.
400-1. Jones (Edison) 59.6, 2. Law (SA Valley) 60.0, 3. Miller (Santa Barbara) 60.5, 4. Warner (Beverly Hills) 60.6.
800-Meek (Palos Verdes) 2:14.0 (CIF record, old mark, 2:16.8) Ruth Kleinsasser, Azusa, 1973), 2. Keough (Corona del Mar) 2:15.9, 3. Ross (W. Torrance) 2:20.1, 4. Ward (LA Lutheran) 2:22.1, 5. Sharp (Dos Pueblos) 2:23.2, 6. Bonds (SA Valley) 2:23.4 Romahn (Costa Mesa) 2:23.4 (photo to determine sixth).
1,500-Malifinko (Mira Costa) 5:03.7 (CIF record, 5:05.1, Caldwell, Westminster, 1974), 2. Cakeread (Redondo) 5:21.7, 3. Hardgrove (E. Torrance) 5:23.5, 4. Case (Laguna Beach) 5:23.6, 5. Harriman (Laguna Beach) 5:25.3, 6. Gallagher (Costa Mesa) 5:25.3.
3,000 LH-Gourdine (El Toro) 10.6w, 2. Winnewisser (Bishop Diego) 10.7, 3. Kasgus (Channel Islands) 10.8, 4. Dudash (Dos Pueblos) 11.0, 5. Wind (Ontario Chr) 11.0.
440 relay-Centennial 49.0, 2. West Torrance 50.0, 3. Dos Pueblos 50.4, 4. Morningside 50.2.
1,000 Mile relay-Santa Barbara 4:05.6, 2. West Torrance 4:09.4, 3. Rolling Hills 4:10.7, 4. Santa Ynez 4:11.4.
17-9/2-2. Haynes (Ventura) 17:57.2, 3. Williams (Channel Islands) 17:41.2, 4. Evans (Morningside) 17:21.4, 5. Fowler (Torrance) 17:13.4, 6. Kruse (Newport) 17:13.4.
Shot Put-Dasee (Newport Harbor) 40.4, 2. Daniel (Newport) 39.2, 3. Gomez (Bishop Diego) 37.21/4, 4. Beyer (Pius X) 37.21/4, 5. Kadlubak (Santa Barbara) 37.3/4, 6. Vogel (Corona del Mar) 35.61/4.
Central Regionals
At Arcadia High
100-1. Speedwood (West Covina) 11.0, 2. Brown (Muir) 11.0, 3. Bowie (Chaffey) 11.2, 4. R. Jordan (North) 11.2.
220-1. Bowie (Chaffey) 25.1, 2. Brown (Muir) 25.2, 3. Jackson (North, Riv) 25.7, 4. Johnson (Pasadena) 25.7, 5. Harper (Arcadia) 25.9.
440-1. Bottomley (Canyon, Anaheim) 56.8, 2. Kalnz (Ontario) 57.2, 3. Thornton (Arcadia) 58.5, 4. Milner (Muir) 58.8, 5. Vessup (San Geronio) 59.7.
800-Bloncoe (Western) 2:17.8, 2. Machado (Arcadia) 2:18.3, 3. Baske (Arcadia) 2:18.8, 4. Moore (Royal) 2:20.0, 5. Fulkerson (Camarillo) 2:20.0, 6. Kelley (Hemet) 2:20.8.
1,500 Mile-Trotter (Crescenta Valley) 5:06.5, 2. Wells (Quartz Hill) 5:08.6, 3. Sprigg (Arcadia) 5:14.0, 4. Ashmore (Temple City) 5:15.7, 5. Steinberger (Ventura) 5:15.9, 6. Minlie (Rosary) 5:16.4.
3,000 LH-Mann (Kennedy, LP) 10.7, 2. Peter (North, Riv) 10.9, 3. Wood (Pasadena) 11.0, 4. Davenport (Troy) 11.0.
440 relay-Muir 48.2, 2. Arcadia 49.1, 3. Monrovia 49.5, 4. North, Riv 49.8, 5. Antelope Valley 49.8.
1,000 Mile relay-Arcadia 3:57.6, 2. Esperanza 4:00.8, 3. San Geronio 4:07.4, 4. Clement 4:09.7, 5. Victor Valley 4:11.3.
High jump-all qualified (a 5-4) Hawkins (Chino), Christie (Los Alamitos), Lendi (Royal), Gossweiler (Up-

10,000 Meter Run: 1. Dan Gruber (SJ) 29:55.0; 2. Rich McCandless (LB) 30:22.5; 3. Matt Sommer (LB) 32:24.8; 4. Grover Prowell (SJ) 31:52.5; 5. Tom Chavez (FS) 32:02.6; 6. Yale Strom (SD) 32:07.0.
Team scores - Long Beach State 38, San Jose State 23, Fresno State 22, San Diego State 6.
Long jump-1. Carter, San Jose State, 25-7 (PCAA meet record, old mark 25-5 1/4, Robinson, San Diego State, 1971, and Davis, San Jose, 1975.), 2. Magee, Long Beach State, 24-5 1/4, 3. Hollis, LB, 24-3 1/2, 4. Brewer, LB, 24-1 1/2, 5. Finley, SJ, 23-10 1/4.
440-yard relay-1. Long Beach State (Williams, Grace, County, Brewer), 40.2, 2. San Jose State, 40.2, 3. San Diego State, 41.6. Fresno State did not finish.
High hurdles-1. Cooper, SJ, 13.6, 2. Auslin, SJ, 14.0, 3. Peterson, LB, 14.0, 4. White, LB, 14.3, 5. Durek, LB, 14.3.
400-1. Campbell, Fresno State, 46.2, 2. Madruga, SD, 46.6, 3. Beasley, LB, 46.7, 4. Shorts, LB, 46.8, 5. Cox, LB, 46.9.
1,500-1. Nahirny, SJ, 3:49.9, 2. Foley, FS, 3:50.6, 3. Lord, SD, 3:51.1, 4. Aguirre, FS, 3:51.8, 5. Haniger, SJ, no time.
Shot put-1. Semkiw, SJ, 63-5 1/2 (PCAA and meet records, old meet mark 59-8; Born, San Jose State, 1972; old PCAA mark 60-9; Born, 1972), 2. Weelkes, SJ, 58-6 1/4, 3. Coffman, LB, 56-6 1/4, 4. Beauvry, SD, 53-11 1/4, 5. Haag, SD, 51-0.
800-1. Huffman, SD, 1:51.0, 2. McManus, FS, 1:52.8, 3. Ybarra, LB, 1:53.5, 4. Harrell, LB, 1:54.0, 5. Kasser, SJ, 1:54.2.
Javelin-1. Packer, SD, 228.9, 2. Krogh, SJ, 228-8, 2. Staengel, SJ, 209-7, 4. Zotovich, LB, 205-9, 5. Selman, SD, 199-11.
100-1. Williams, SD, 10.4, 2. Farmer, SJ, 10.5, 3. Williams, LB, 10.5, 4. Whitaker, SJ, 10.5, 5. County, LB, 10.6.
Intermediate hurdles-1. Wheeler, SD, 49.4, 2. Cooper, SJ, 49.5, 3. Fisher, LB, no time, 4. Wyatt, SJ, 52.6, 5. White, LB, 59.0.
200-1. Williams, SD, 20.8, 2. Whitaker, SJ, 21.2, 3. Williams, LB, 21.2, 4. Triplett, SJ, 21.5, 5. County, LB, 22.0.
5,000-1. Gruber, SJ, 14:26.6, 2. McCandless, LB, 14:30.0, 3. Burgess, LB, 14:36.2, 4. Prowell, SJ, 14:37.8, 5. Aguirre, FS, 14:39.2.
1,000 Mile relay-1. San Diego State (Wheeler, Miller, Williams, Madruga), 3:11.7, 2. Long Beach State, 3:15.8, 3. Fresno State, 3:16.1, 4. San Jose State, 3:22.6.
High jump-1. Stones, LB, 7-2 1/2 (PCAA meet record, old meet mark 7-2, Livers, San Jose State, 1975), 2. tie between Heit-chew, LB, and Geddes, SD, 7-0 1/4, 4. Nelson, SJ, 6-8, 5. Malvino, SJ, 6-6.
Decathlon-1. Hippensteel, FS, 6,965, 2. Byron, FS, 6,650, 3. Bayless, LB, 6,551, 4. Browne, LB, 6,052, 5. Gaeta, FS, 6,020.
100 meters - 1. Harold Williams (SDS) 10.4; 2. Mike Farmer (SJS) 10.5; 3. Jeff Williams (LB) 10.5; 4. Ron Whitaker (SJ) 10.5; 5. Greg County (LB) 10.6.
400 meter IH - 1. Quentin Wheeler (SD) 49.4; 2. Dody Cooper (SJ) 49.5; 3. Otis Fisher (LB) 48.7; 4. James Wyatt (SJ) 52.6; 5. Paul White (LB) 59.0.
200 meters - 1. Harold Williams (SD) 20.8; 2. Ron Whitaker (SJ) 21.2; 3. Jeff Williams (LB) 21.2; 4. Bob Triplett (SJ) 21.5; 5. Gerg County (LB) 22.0.
5000 meters - 1. Dan Gruber (SJS) 14:26.6; 2. Rich McCandless (LB) 14:29.9; 3. Howard Burgess (LB) 14:36.1; 4. Grover Prowell (SJ) 14:37.7; 5. Richard Aguirre (FS) 14:39.2.
1,500 Mile Relay - 1. San Diego State (Wheeler-Miller-Williams-Madruga) 3:11.7; 2. Long Beach State 3:15.8; 3. Fresno State 3:16.1; 4. San Jose State 3:22.6.
110 high hurdles-1. Robert Gaines, Washington, 13.5, 2. James Owens, UCLA, 13.5, 3. Tom Hill, US Army, 13.6, 4. Clim Jackson, Maccabi, 13.7.
Hammer throw-1. Larry Hart, NYAC, 218-7, 2. Boris Djerrasi, NYAC, 216-0, 3. Emmitt Berry, Texas-El Paso, 214-6, 4. Murray Keating, Canada, 213-3.
Women's high jump-1. Joni Hundley, Oregon TC, 6-4, 2. Debbie Brill, Canada, 5-10, 3. Joan McCloud, Canada, 5-10, 4. three-way tie.
Women's 800-1. Cindy Poor, San Jose Cindergals, 2:03.6, 2. Wendy Knudson, Colorado St., 2:04.0, 3. Madeline Manning Jackson, unat., 2:05.5, 4. Kathy Weston, Will's Spikettes, 2:06.2.
Women's 100-1. Lorna Forde, Adams TC, 11.5, 2. Rosalyn Bryant, Mercuertes, 11.5, 3. Maria Nickson, Mercuertes, 11.7, 4. Elaine Parker, Mkillbrae, 11-8.
3,000 steeplechase-1. James Munyala, UTBP, 8:40.2, 2. Henry Marsh, BYU, 8:41.0, 3. Bill Lundberg, Kansas, 8:52.4. (Only three entered.)
High jump-1. Reynaldo Brown, All American TC, 7-2, 2. Mark Branch, Tenn., 7-0, 3. Allen Johnson, BYU, 7-0, 4. tie, Dave Haber, Hayward St., and Clarence Frazier, Northridge St., 6-10.
400 (1st Section)-1. James Robinson, California, 47.2, 2. Vern Ferguson, West Coast Jets, 47.2, 3. Jim Kemp, AATC, 47.3, 4. Hugh Brown, Maccabi, 47.3.
400 (2nd Section)-1. Mike Sands, Bahamas, 46.0, 2. Gerald Burl, Arizona St., 46.7, 3. Carl McCullough, Ariz. St., 47.2, 4. Dennis Schultz, PCC, 47.3.
100-1. Don Quarrie, Jamaica, 9.9 (Ties world record shared by several others. Meet record: old record 10.0 by Jim Hines and Willie Turner; 2. Reggie Jones, Tenn., 10.0, 3. Guy Abraham, Maccabi, 10.1, 4. Clancey Edwards, Maccabi, 10.2.
800-1. Rick Musgrave, Colorado, 1:48.6, 2. James Baxter, Santa Monica TC, 1:48.8, 3. Mark Eneart, Utah St., 1:48.9, 4. Rayfield Beaton, Southern Cal., 1:49.2.
Pole vault-1. Larry Jesse, Maccabi, 171 1/2, 2. Russ Rogers, Southern Cal., 171-1/2, 3. Casey Carrigan, PCC, 171-1/4, 4. Bernard Juarez, Nevada-Reno, 16-9.
Women's discus-1. Jane Haist, Canada, 197-6 (meet record; old record 185-3, Olga Connolly, 1972), 2. Carol Martin, Canada, 179-5, 3. Monette Driscoll, LATC, 171-0, 4. Linda Langford, Millbrae, 167-4.
400 hurdles-1. Jim Bolding, PCC, 50.8, 2. Nolan Cromwell, Kansas, 51.9, 3. David Gardner, Utah, 52-2, 4. Suh-Jun Tai, Republic of China, 53.0.
Shot put-1. Al Feuerbach, PCC, 71-4 (meet record; old record 70-10, Feuerbach, 1973), 2. George Woods, PCC, 70 1/4, 3. Peter Shmoch, BH Striders, 67 1/2, 4. Jesse Stuart, Gopher TC, 66-0 1/4.
Long jump-1. Arnie Robinson, Maccabi, 27-3/4, 2. Stan Whitley, Cal Intl., 25 3/4, 3. James Eaton, Stanford, 25-7, 4. Danny Seay, PCC, 25-5.
Women's 1,500-1. Jan Merrill, Cal Intl., 4:14.1, meet record; old record 4:20.8, Julie Brown, 1975, 2. Julie Brown, LATC, 4:18.2, 3. Donna Valaras, Toronto Olympic Club, 4:19.7, 4. Sheila Currie, Canada, 4:20.3.
Women's 400-1. Rosalyn Bryant, Adams TC, 53.1, 2. Lorna Forde, Adams TC, 54.3, 3. Cheryl Toussaint, Adams TC, 54.9, 4. Madeline Manning Jackson, unat., 55.6.
880-yard relay-1. Maccabi, Guy Abraham, Chuck Smith, Maxie Parks, Clancey Edwards, 1:22.2, meet record; old record 1:22.3 by Southern California Striders, 1972, 2. Tennessee, 1:22.7, 3. Kansas, 1:24.0, 4. Arizona, 1:24.7.
5,000-1. Paul Geis, Oregon, 13:42.8, 2. Louis Gouge, Canada,

9:17.2; James (SJ), 9:21.5; Garrett (CR), 9:32.4; Hull (SM), 9:35.8; Cordova (Delta), 9:40.4.
5,000 - Garcia (Sequoias), 14:23.6 (New meet record, new event); Kingery (SM), 14:32.6; Fritze (WV), 14:40.0; White (SR), 14:42.6; Huff (Cuesta), 14:54.4; Baudendistel (Delta), 15:02.4.
110 Meter HH - Monroy (SJ), 14.2; Carley (Sac), 14.4; Crittenden (CC), 14.4; Irving (Sequoias), 14.9; Smith (Skyline), 14.9; Claxton (Merritt), 15.0.
400 Meter IH - Brown (ALA), 52.1 (New record, new event); Irving (Sequoias), 53.0; Starmer (Butte), 53.2; Wright (Port), 53.6; Nelson (SJ), 53.7; Marci (Modesto), 54.6.
440 Relay - Alameda (Mayweather, Jackson, Brown, Jordan), 40.5 (New meet record, old record 40.8 by Merritt, 1970); San Jose, 40.7; Hartnell, 41.5; Cosumnes River, 41.9; CCSF, 42.1; Santa Rosa, 42.2.
1,000 Mile Relay - San Jose (Flack, Jones, Milligan, Hampton), 3:14.0; Santa Rosa, 3:14.2; Alameda, 3:15.5; West Valley, 3:16.0; Chabot, 3:17.2 (New school record); Fresno, 3:17.8.
HJ - Allen (SJ), 6-10 1/2 (New record, old record 6-10 by Lowe (Foothill) 1966 and Pierce (DVC) 1968); Turner (CCSF), 6-8; Tevis (Sac), 6-8; Wiley (CCSF), 6-6; Nubin (ALA), 6-6; Oliver (ALA), 6-6.
PV - tie between Searie (WV) and Lawry (SR), 15-1; tie between Dixon (Foot) and Reyes (Fresno), 14-6; tie between Parr (Cuesta) and James (CR), 14-6.
LJ - McRae (Chabot), 24-6 1/4; Marlow (CR), 24-1; Haynes (CC), 23-8 1/2; Canfield (Chabot), 23-6 1/2; Wassom (Delta), 23-4; Pulliam (ALA), 23-1/2.
TJ - Marlow (CR), 51-8 (New meet record, old record 51-7 1/4 by Marlow in trials); Shaffer (ALA), 50-6; McRae (Chabot), 50-2 1/2; Jackson (Chabot), 49-9 1/4; Wassom (Delta), 49-6 1/4; Rice (ALA), 49-5 1/2.
SP - Santiago (AR), 54-1/2; Greco (SJ), 52-7; McDonald (Shasta), 51-6; Herbert (Sac), 51-6; Bersano (WV), 50-11; Gough (DA), 49-10 1/2.
Discus - Santiago (AR), 181-2; Alexander (Sequoias), 172-8; Warwick (Shasta), 158-4; John (Skyline), 157-9; Fyfe (CR), 156-10; Bersano (WV), 150-5.
Javelin - Walker (Chabot), 213-6; McCullen (Los Medanos), 206-0; Hickenbotham (Delta), 202-10; Paul (Port), 200-2; Spencer (Solano), 186-3; Noland (SJ), 184-9.
10,000 Meters (Exhibition) - Montenegro (SJ), 31:14.4; Quale (Modesto), 31:20.6; Tucker (Delta), 32:04.2; Arroyo (Modesto), 32:10.2; Palladino (SM), 32:12.6; Herrick (Sac), 32:17.6.
At Cal State LA.
DECATHLON-1. (Final Standings)-1. Andran (CSLA), 6,860; 2. Lind (GS Northridge), 6,373; 3. Scroggy (CP Pomona), 6,244; 4. Lawson (CSN), 6,242; 5. Garcia (CSLA), 6,237; (Top Marks)-1,500 Meters-Kenda (CP Pomona), 4:28.3; JT-Sedia (CP Pomona), 191-8 1/2; PV-Garcia, 14-11 1/4; 110 HH-Lind, 15.2. DT-Andran, 126-7 1/2.
10,000 METERS-1. Chaldez (CSN), 29:58.8; 2. Simons (CSLA), 30:00.06; 3. Warrick (SLO), 30:23.
HAMMER-1. Beeler (CSN), 183-7 (meet record, old mark 165-7, Gerald Pitts, CP Pomona, 1972); 2. Allison (CSN), 162-4; 3. Zimmerman (CSN), 156-9.
TRIPLE JUMP-1. Lewis (CSLA), 49-2 3/4; 2. Vavassuer (CSN), 46-9 1/2; 3. Ford (CP Pomona), 49-9 1/2.
3,000-METER-STEPPLECHASE-1. Curran (CS Northridge), 9:17.0; 2. Hart (CSN), 9:25.8; 3. Ashcraft (CSN), 9:24.4; 4. Sher-

McCullough, Oden, Wagner, Turner), 3:13.2; 2. CS Bakersfield, no time; 3. Cal Poly Pomona; 4. CS Northridge; no fifth; Cal Poly SLO won in 3:12.8, but disqualified.
FINAL TEAM SCORES-CS Northridge 117 1/2; Cal State L.A. 112; Cal Poly SLO 41 1/2; Cal Poly Pomona 33; Bakersfield 19; UC Riverside 12.
May 29, Porterville: CIF Central Section
VARSITY
440 relay - East (Nichols, Jones, Flowers, Dixon), 42.6; Madera, 42.7; Roosevelt, 43.0; Lemoore, 43.1; Hanford, 43.3; Foothill, 43.4.
800 - Pishione (Clov.), 1:57.7; Kemer (Fres.), 1:57.8; Gonzales (Exel.), 1:58.6; Little (Hoov.), 2:00.0; Thomas (Bak.), 2:00.0; Ursin (Bak.), 2:01.4.
100 - Fenory (Red.), 9.7; w; Lee (Han.), 9.7; Nichols (East), 9.8; Jones (Lem.), 9.9; Newsome (Mad.), 9.9; Cox (BHS), 9.9.
120 HH - Miller (Mad.), 14.2; Watkin (Roes.), 14.3; Harris (Han.), 14.6; Perryman (Lem.), 14.7; Warren (Foot.), 14.7; Perkins (Bak.), 15.1.
2-mile - Carranza (Mad.), 9:33.5; Elieff (High.), 9:48.9; Renteria (Mad.), 9:48.4; Ramos (Roes.), 9:52.9; Gutierrez (Foot.), 9:56.6; Cooper (North), 10:06.6.
440 - Foster (Mad.), 49.4; Jones (Roes.), 50.0; Gamboa (Mad.), 50.3; Suender (Bak.), 50.6; Dorado (Foot.), 50.6; Smith (Han.), 51.1.
220 - Fenory (Red.), 21.6; Jones (East), 21.8; Newsome (Mad.), 21.9; James (Edis.), 22.1; Kemp (Fres.), 22.3; Dixon (East), 22.4.
330 LH - Watkins (Roes.), 38.3; Hill (Foot.), 38.5; Day (Mon.), 38.6; Lowe (McL.), 39.6; O'Neill (SJM), 39.7; Love (Del.), 39.8.
1,000 Mile - White (Shaf.), 4:22.4; Weber (Bull.), 4:26.6; Alfaro (Clov.), 4:27.6; Carranza (Mad.), 4:32.4; Christensen (Sang.), 4:32.6; Thompson (East), 4:37.6.
1,500 Mile relay - Madera (Newsome, Miller, Gamboa, Foster), 3:19.2; East, 3:20.5; Bakersfield, 3:21.8; Foothill, 3:22.5; Fresno, 3:28.0; Clovis, 3:29.9.
Discus - Endler (Hoov.), 182-6; McNaughton (Hoov.), 174-8; Bennet (King.), 157-1; Mettler (High.), 155-5; Vigarito (Han.), 150-10; Crow (Mon.), 149-9.
HJ - Ward (Bak.), 6-8; Bell (Sang.), 6-8; Stowe (Wasco), 6-6; Christenson (Bak.), 6-6; Miller (Mad.), 6-4; Curtis (McL.), 6-4.
LJ - Alexander (Roes.), 23-7 1/2; Thomas (Foot.), 23-2 1/2; Powell (Roes.), 22-10 1/2; Pence (Tul.), 22-7 1/2; Rodriguez (Fres.), 21-10 1/4; Brown (Laton), 21-10.
PV - Smith (Han.), 14-9 1/4; Pierce (Sang.), 14-9 1/4; Thompson (Hoov.), 14-9 1/4; Hunt (Wasco), 14-6; Suia (Lem.), 14-6; Shepard (Clov.), 13-6.
SP - McNaughton (Hoov.), 60-9; Endler (Hoov.), 57-9; Martinez (Red.), 53 1/4; Winter (Mad.), 51-6; Crow (Mon.), 51-1 1/2; Twitty (Taft), 51-0.
TJ - Nichols (East), 46-10; Eddings (Roes.), 47-11; Torrence (Tul. West.), 47-10; Torosian (Sang.), 46-10; Walker (Roes.), 46-1 1/2; Ward (Bak.), 46-10.
Team Scores - Madera 78, Roosevelt 62, Hoover 46, East 44, Bakersfield 39, Hanford 29, Foothill 27, Redwood 26, Sanger 22, Clovis 18, Lemoore 14, Fresno 14, Highland 12, Wasco 10, Shafter 10, Monache 9, Bullard 8, Exeter 6, Kingsburg 6, Tulare Western 6, McLane 5, Edison 4, Tulare 4, San Joaquin Memorial 2, Delano 1, Taft 1, North 1, Laton 1.

May 21 & 22, Cal State LA: CCAA Championships.

/Vern Gambetta/

56.8, 2. Kalin (Ontario) 57.2, 3. Thornton (Arcadia) 58.5, 4. Milner (Muir) 58.8, 5. Vessup (San Geronimo) 59.7.
 880—Bloncoe (Western) 2:17.8, 2. Machedo (Arcadia) 2:18.3, 3. Baske (Arcadia) 2:18.8, 4. Moore (Royal) 2:20.0, 5. Fulkerson (Camarillo) 2:20.0, 6. Kelley (Hemet) 2:20.8.
 Mile—Troffer (Crescenta Valley) 5:06.5, 2. Wells (Quartz Hill) 5:08.6, 3. Sprigg (Arcadia) 5:14.0, 4. Ashmore (Temple City) 5:15.7, 5. Steinberger (Ventura) 5:15.9, 6. Mintie (Rosary) 6.4.
 10 LH—Mann (Kennedy, LP) 10.7, 2. Peter (North, Riv) 10.9, 3. Wood (Pasadena) 11.0, 4. Davenport (Troy) 11.0.
 440 relay—Muir 48.2, 2. Arcadia 49.1, 3. Monrovia 49.5, 4. North, Riv 49.8, 5. Antelope Valley 49.8.
 Mile relay—Arcadia 3:57.6, 2. Espananza 4:00.8, 3. San Geronimo 4:07.4, 4. Claremont 4:09.7, 5. Victor Valley 4:11.3.
 High jump—(all qualified a 5-4) Hawkins (Chino), Christie (Los Alamitos), Lendi (Royal), Gossweiler (Upland), Fargo (Crescenta Valley), Hollingsworth (Burbank).
 Long jump—Wyatt (Monroe) 18-2 1/2, 2. Bell (Arcady) 17-4 3/4, 3. May (Camarillo) 17-1 1/2, 4. Almeida (Troy) 17-3, 5. Zeller (Redlands) 16-11 1/2, 6. Schroeder (Arcadia) 16-11.

May 21 & 22, Long Beach: PCAA Champs

/Darrel Cox/

Steeplechase: 1. Howard Burgess (LB) 9:07.6; 2. Bryant Foley (FS) 9:16.2; 3. Bill Aguayo (LB) 9:46.2; 4. Dean Raymond (FS) 9:59.4.
 Decathlon (First Day): Joe Hippensteel (FS) 3,506; 2. Tom Byron (FS) 3,409; 3. David Bayless (LB) 3,355; 4. Richard Gaeta (FS), 3,123; 5. Richard Browne (LB) 3,084.
 100 Meter Trials : 1. Mike Farmer (SJ) 10.3; 2. Greg County (LB) 10.4; 3. Rodney Grace (LB) 10.5; 4. Bob Triplett (SJ) 10.6.
 100 Meter Trials II: 1. Jeff Williams (LB) 10.3; 2. Harold Williams (SD) 10.5; 3. Ron Whitaker (SJ) 10.6; 4. Stanford Brewer (LB) 10.7. (Don Livers of SJ Disc.)
 Pole Vault: 1. Jim Knaub (LB) 17-0; 2. Dave Lewis (FS) 15-0.
 Discus: 1. Mike Weeks (SJ) 186-3; 2. Fritz Coffman (LB) 182-7; 3. Greg Baex (SD) 168-11; 4. Ken Watkins (FS) 168-7; Ron Semkiw (SJ) 165-7; (MR, Old 185-0 by Dan Gardner of LB, 1975).
 Hammer Throw: Ward Sorenson (FS) 178-7; 2. Aldo Congi (SJ) 168-4; 3. Joe Briski (SD) 166-1; 4. Fritz Coffman (LB) 162-10; 5. Tim Dooley (FS) 128-7.
 200 Meter Trials I: 1. Harold Williams (SD) 21.1; 2. Greg County (LB) 21.3; 3. Bob Triplett (SJ) 21.5; 4. Steve Campbell (FS) 21.6.
 200 Meter Trials II: 1. Ron Whitaker (SJ) 21.0; 2. Jeff Williams (LB) 21.0; 3. Rodney Grace (LB) 21.4; 4. Mike Farmer (SJ) 21.4.
 400 Int. Hurdle Trials I: 1. Dedy Cooper (SJ) 52.5; 2. Otis Fisher (LB) 53.1; 3. Craig Durck (LB) 59.4. (Chuck Lowe, FSU, Disc., trail leg over hurdle, timed in 53.9.)
 400 Int. Hurdle Trials II: 1. Quentin Wheeler (SD) 52.8; 2. James Wyatt (SJ) 53.0; 3. Paul White (LB) 54.2; 4. Dave Hoover (SD) 54.2.
 Triple Jump: 1. Enricke Scott (LB) 51-0; 2. Greg Magee (LB) 50-8 3/4; 3. Don Finley (SJ) 50 1/2; 4. David Zizzo (FS) 49-8 1/4; 5. Larry Johnson (SJ) 49-8 1/2.

Decathlon — 1. Hippensteel, FS, 6,965. 2. Byron, FS, 6,650. 3. Bayless, LB, 6,551. 4. Browne, LB, 6,052. 5. Gaeta, FS, 6,020.
 100 meters — 1. Harold Williams (SDS) 10.4; 2. Mike Farmer (SJS) 10.5; 3. Jeff Williams (LB) 10.5; 4. Ron Whitaker (SJ) 10.5; 5. Greg County (LB) 10.6.
 400 meter IH — 1. Quentin Wheeler (SD) 49.4; 2. Dody Cooper (SJ) 49.5; 3. Otis Fisher (LB) 48.7; 4. James Wyatt (SJ) 52.6; 5. Paul White (LB) 59.0.
 200 meters — 1. Harold Williams (SD) 20.8; 2. Ron Whitaker (SJ) 21.2; 3. Jeff Williams (LB) 21.2; 4. Bob Triplett (SJ) 21.5; 5. Gerg County (LB) 22.0.
 500 meters — 1. Dan Gruber (SJS) 14:26.6; 2. Rich McCandless (LB) 14:29.9; 3. Howard Burgess (LB) 14:36.1; 4. Grover Prowell (SJ) 14:37.7; 5. Richard Aguirre (FS) 14:39.2.
 Mile Relay — 1. San Diego State (Wheeler-Miller-Williams-Madruga) 3:11.7; 2. Long Beach State 3:15.8; 3. Fresno State 3:16.1; 4. San Jose State 3:22.6.
 High jump — 1. Dwight Stones (LB) 7-2 1/2 (MR and PCAA record; old mark 7-2 by Rod Livers of SJS in 1975); 2. Tie, Bill Heitchev (LB) and James Geddes (SD), 7-0 1/4; 4. Keith Nelson (SJ) 6-8; 5. Tom Malvino (SJ) 6-6.
 Decathlon — 1. Joe Hippensteel (FS) 6,965; 2. Tom Byron (FS) 6,650; 3. Dave Bayless (LB) 6,551; 4. Rich Browne (LB) 6,052; 5. Dave Gaetz (FS) 6,020.
 FINAL SCORES — Long Beach State 112 1/2, San Jose State 100, San Diego State 59 1/2, Fresno State 53.

May 22, Modesto: Calif. Relays.

/Ric Walker/

Javelin—1. Fred Luke, Club Northwest, 270-5. 2. Phil Olsen, Tennessee, 268-7. 3. Mark Kostek, Kansas, 261-5. 4. Andie Lajoie, Canada, 249-3.
 Discus—1. John Powell, Pacific Coast Club, 219-3. 2. Knut Hjeltnes, Norway, 212-1. 3. Jay Silvester, unat., 211-7. 4. Aim Rost, Canada, 202-4.
 Women's javelin—1. Kathy Schmidt, Los Angeles TC, 211-5 (meet record; old record 207-10, Schmidt, 1973). 2. Cathy Sulinski, Millbrae Lions, 193-6. 3. Laurie Kern, Canada, 174-9. 4. Barbara Whitfield, unat., 14-6.
 Women's 440-yard relay—1. LA Mercurites, Marie Nickson, Rosalind Bryant, Yolanda Rich, Leida Hunter, 46-2. 2. Millbrae Lions, 46-2. 3. San Jose Cindergals, 57-4. (Only three finishers.)
 Women's long jump—1. Sharon Walker, Falcon TC, 20-9 1/2. 2. Marilyn King, Millbrae Lions, 20-7. 3. Brenda Eisler, Canada, 20-4 1/4. 4. Martha Watson, Lakewood Int., 19-9 1/2.
 Women's shot put—1. Maren Seidler, Mayor Daley YF, 51-8. 2. Jane Frederick, LATC, 49-8. 3. Emily Dole, unat., 47-2 1/4. 4. Denise Holloway, San Jose, 44-4 1/4.
 440-yard relay—1. Maccabi Track Club, Guy Abraham, Mike Fray, Chris Garpenberg, Clancy Edwards, 39-5. 2. Tennessee, 39-6. 3. Beverly Hills Striders, 39-9. 4. Arizona St., 40-1.

Feuerbach, 1973, 3. George Woods, PCC, 7011 1/4. 4. Peter Schmoor, BH Striders, 678 1/2. 4. Jesse Stuart, Gopher TC, 66-0 1/4.
 Long jump—1. Arnie Robinson, Maccabi, 27-3 1/2. 2. Stan Whitley, Cal Intl., 258 3/4. 3. James Lofton, Stanford, 25-7. 4. Danny Seay, PCC, 25-5.
 Women's 1,500—1. Jan Merrill, unat., 4:14.1, meet record; old record 4:20.8, Julie Brown, 1975. 2. Joan Brown, LATC, 4:18.2. 3. Donna Valadas, Toronto Olympic Club, 4:19.7. 4. Sheila Currie, Canada, 4:20.3.
 Women's 400—1. Rosalyn Bryant, unat., 53.1. 2. Lorna Forde, unat., 54.3. 3. Cheryl Toussaint, At. C., 54.8. 4. Madeline Manning Jackson, unat., 55.6.
 880-yard relay—1. Maccabi, Guy Abraham, Chuck Smith, Maxie Parks, Clancey Edwards, 1:22.2, meet record; old record 1:22.3 by Southern California Striders, 1972. 2. Tennessee, 1:22.7. 3. Kansas, 1:24.0. 4. Arizona, 1:24.2.
 5,000—1. Paul Geis, Oregon, 13:52.8. 2. Louis Groarke, Canada, 13:56.4. 3. Kip Sirma, UTEP, 13:58.2. 4. Terry Cotton, Arizona, 14:03.0.
 1,500—1. Wilson Waigwa, UTEP, 3:43.8. 2. Steve Scott, Cal-Irvine, 3:44.1. 3. Joe Gichongeri, UTEP, 3:44.6. 4. Paul Cummings, BH Striders, 3:44.8.
 Triple jump—1. James Butts, BH Striders, 54-4 3/4. 2. Anthony Terry, West Valley TC, 54-2. 3. Caleb Abdul-Rahman, BH Striders, 53-9 1/2. 4. Chico Freeman, AATC, 52-8.
 200—1. Wardell Gilbreath, Arizona, 20-6. 2. Dewayne Strozier, Arizona, 20-6. 3. Mike Sands, Bahamas, 20-7. 4. Gerald Burl, DC Striders, 21-0.
 Mile relay—1. DC Striders, Billy Hicks, Dennis Walker, Fred Sowerby, Maurice Peoples, 3:06.8. 2. Maccabi, 3:06.9. 3. Southern Cal., 3:08.3. 4. Pacific Coast
 Team Scores: San Jose City 89, Alameda 73, American River 57, Cosumnes River 39 1/2, Chabot 37, College of the Sequoias 30, West Valley 29, Santa Rosa and San Joaquin Delta 23, Sacramento City 19, Contra Costa and City College of San Francisco 14, Shasta 12, Porterville 11, San Mateo 10.
 100 — Jackson (ALA), 10.1 (New record, old record 10.2, Jackson in trials); Hampton (SJ), 10.2; Williams (Delta), 10.3; Jordan (ALA), 10.3; Brown (CC), 10.6; Bunting (Port), 10.7.
 200 — Hampton (SJ), 20.9; Jackson (ALA), 21.0; Williams (Delta), 21.3; Jordan (ALA), 21.5; Bunting (Port), 21.7; Carley (CSA), 21.8.
 400 — Monseth (CR), 47.4 (New meet record, old record 47.9 Tyrell (WV) in trials); Mayweather (ALA), 47.8; Tyrell (WV), 47.9; Brown (DVC), 48.4; Jackson (Fresno), 48.6; DeDora (SR), 48.6.
 800 — Jones (SJ), 1:51.7; Wells (Redwoods), 1:52.0; Adams (AV), 1:52.5; Vargas (Merced), 1:52.5; Lewis (Laney), 1:52.5; Marcheschi (Chabot), 1:52.9 (New school record).
 1,500 — Deis (AR), 3:48.3 (New meet record, old mark 3:56.9 by Deis in trials); Ringo (AR), 3:51.1; Ryan (SJ), 3:51.4; Locey (Marin), 3:53.1; Kennedy (DA), 3:54.7; Baker (WV), 3:55.2.
 3,000 Meter Steeplechase — Langford (AR), 9:14.2 (New meet record, old mark 9:19.2 by Langford 1975); Weed (AR),

May 22, N. Cal J.C. Champs.

/Jim Day/

DECATHLON — (Final Standings)—1. Andran (CSLA), 6,860; 2. Lind (GS Northridge), 6,373; 3. Scrago (CP Pomona), 6,244; 4. Lawson (CSN), 6,242; 5. Garcia (CSLA), 6,237; (Top Marks)—1,500 Meters—Kenda (CP Pomona), 4:20.3; JV Sedia (CP Pomona), 191-8 1/2; PV Garcia, 14-11 1/4; 110 HH—Lind, 15.2. DT—Andran, 126-7 1/2.
 10,000 METERS—1. Chaldez (CSN), 29:58.2; 2. Simons (CSLA), 30:00.06; 3. Warrick (SLO), 30:23.
 HAMMER—1. Beeler (CSN), 183-7 (meet record, old mark 165-7, Gerald Pitts, CP Pomona, 1972); 2. Allison (CSN), 162-4; 3. Zimmerman (CSN), 156-9.
 TRIPLE JUMP—1. Lewis (CSLA), 49-2 3/4; 2. Vavasseur (CSN), 46-9 1/2; 3. Ford (CP Pomona), 49-9 1/2.
 3,000—METER STEEPLECHASE—1. Curran (CS Northridge), 9:17.0; 2. Hart (CSN), 9:25.8; 3. Ashcraft (CSN), 9:24.4; 4. Sherrburn (CAL ST. LA), 9:29.6; 5. Mueller (UC Riverside), 9:42.4.
 JAVELIN—1. Luke (CSLA), 207-1; 2. Sedia (Cal Poly Pomona), 194-3; 3. O'Connor (CPP), 190-8; 4. Slevkoff (CS Bakersfield), 189-3; 5. Howsher (CSN), 183-5.
 400 RELAY—1. Cal State LA (Reddick, Rowles, Turner, Foye), 40-8; 2. Cal Poly SLO, 41-9; 3. CS Bakersfield, 43-2; 4. CS Northridge, 44-2; no fifth.
 1500—1. Gonzales (CSN), 3:54.1; 2. Courtney (UCR), 3:59.8; 3. Reynoso (CSLA), 4:00.2; 4. Hockerson (CSLO), 4:00.8; 5. Mysliviec (SLO), 4:00.9.
 SHOT PUT—1. Albright (CSN), 57-4 1/2; 2. Rothschild (CSN), 55-3 1/2; 3. Verda (CSN), 53-1 1/2; 4. Gibs (CSN), 51-11 1/2; 5. Lewis (SLO), 51-10 1/4.
 110HH—1. Rillera (CSLA), 14.6; 2. Lind (CSN), 15.3; 3. Cech (CSN), 15.3; 4. Schmidt (UCR), 15.4; 5. Bartlett (SLO), 15.6.
 400—1. Lloyd (SLO), 47-0; 2. Bell (CSB), 47-1; 3. Curry (CPP), 48-2; 4. Wagner (CSLA), 49-0; 5. Ogilvie (UCR), 49-2.
 LONG JUMP—1. Lewis (CSLA), 23-3; 2. Tigner (CSLA), 22-7 1/2; 3. Miller (CSB), 22-7 1/2; 4. Andren (CSLA), 22-7; 5. Vavasseur (CSN), 22-5 1/2.
 100—1. Foye (CSLA), 10.7; 2. Reddick (CSLA), 10.7; 3. Rowles (CSLA), 10.8; 4. Williams (SLO), 10.9; 5. Frierson (CPP), 10.9.
 800—1. Fox (CSN), 1:50.9; 2. Marlow (SLO), 1:51.1; 3. Metteer (SLO), 1:51.1; 4. Mogg (CSLA), 1:51.8. 5. Bisbe (CSB), 1:51.9.
 HIGH JUMP—1. Frazier (CSN), 7-1 1/4; 2. Hill (CSLA), 6-8; 3. Schiefeler (CPP), 6-8; 4. Soja (CSN), 6-6; 5. Finn (SLO), 6-6.
 POLE VAULT—1. Kegans (CPP), 15-9; 2. Rios (CSLA), 15-9; 3. tie among Bentz (CSN) and Haagen (SLO), 15-6; 5. Adams (CSLA), 15-6.
 400IH—1. Turner (CSLA), 51-7; 2. Williams (SLO), 51-7; 3. Nelson (CPP), 52-4; 4. McCullough (CSLA), 52-8; 5. Bartlett (SLO), 53.1.
 200—1. Rowles (CSLA), 21.8; 2. Foye (CSLA), 22.0; 3. Robinson (UCR), 22.1; 4. Frierson (CPP), 22.3; 5. Weigal (SLO), 22.4.
 5,000—1. Simons (CSLA), 14:48.2; 2. Horn (CSN), 14:55.2; 3. Chaldez (CSN), 14:59.2; 4. Curran (CSN), 15:04.0; 5. Warrick (SLO), 15:10.4.
 1,600 RELAY—1. Cal State LA.

Testa (SLO), Madera 78, Roosevelt 62, Hoover 46, East 44, Bakersfield 30, Hanford 29, Foothill 27, Redwood 26, Sanger 22, Clovis 18, Lemoore 14, Fresno 14, Highland 12, Wasco 10, Shafter 10, Monache 9, Bullard 8, Exeter 6, Kingsburg 6, Tulare Western 6, McLane 5, Edison 4, Tulare 4, San Joaquin Memorial 2, Delano 1, Taft 1, North 1, Laton 1.

GIRLS

80 LH — Wong (South, 11.1 wa; Frazier (Edis.), 11.2; McInyre (Mt. Whit.), 11.4; Wade (MLC), 11.4; Bane (Bak.), 11.6.
 440 relay — South (Bell, McMillan, Frye, Ward), 48.5; (Valley meet record, old record 49.5 by East, 1975); Edison, 48.6; Bakersfield, 48.9; Mt. Whitney, 49.8; Hoover, 50.5.
 880 — Trumbly (Coal.), 2:13.4 (Valley meet record, old record 2:13.7 by Trumbly, 1975); Goen (North), 2:19.3; Maric (Gar.), 2:23.3; Cox (Clov.), 2:24.4; Fischer (SJM), 2:24.4.
 100 — Ward (South), 10.9 wa.; Yates (Edis.), 11.1; Wright (Edis.), 11.1; Asberry (East), 11.1; Kennedy (Bull.), 11.1.
 440 — McCullough (Foot.), 57.6 (Valley meet record, old record 58.9 by McCullough, 1975); Tanner (Edis.), 59.5; Girard (Mt. Whit.), 1:00.9; Vurich (Clov.), 1:01.1; Najera (Bak.), 1:01.2.
 220 — Ward (South), 25.3 wa; Asberry (East), 25.7; Hughes (Foot.), 25.9; Yates (Edis.), 25.9; Macias (Sang.), 26.2.
 Mile — Trumbly (Coal), 5:09.5 (Valley meet record, old record 5:15.8 by Scatena, East, 1975); Goen (North), 5:16.1; Muller (West), 5:19.9; Callahan (Sang.), 5:21.1; Faramillo (Clov.), 5:31.7.
 Mile relay — Foothill (Fletcher, Watson, Brothers, McCullough), 4:01.5 (Valley meet record, new event); South, 4:04.7; Clovis, 4:04.8; Edison, 4:12.4; Bakersfield, 4:12.6.
 Discus — Smith (Corc.), 123-2 1/4; Lanseadel (Mt. Whit.), 119-7 1/2; Martin (Shaf.), 119-6 3/4; Moffett (Han.), 115-5; Canetta (Bak.), 109-5 1/2.
 HJ — Griswold (Han.), 5-6; Sconiers (Wash.), 5-4; Jones (River.), 5-2; Towery (High.), 5-2; Frazier (Edis.), 5-2.
 LJ — Smith (Del.), 18-2 1/4; Stevens (Coal.), 17-2 1/4; Babcock (Edis.), 17-10 1/2; Gaffney (Lem.), 17-10; Haynes (Mad.), 17-9 3/4.
 SP — Lanseadel (Mt. Whit.), 44 3/4; Robins (Sel.), 40-1 1/4; Hansen (Reed.), 37-2 3/4; Patterson (Gar.), 36-7 1/2; Woods (Hoov.), 36-3 1/2.
 Team scores: Edison 27, South 24, Mt. Whitney 17, Coalinga 14, Foothill 13, Bakersfield 9, North 8, Clovis 8, Hanford 7, East 6, Corcoran 5, Delano 5, Garces 5, Selma 4, Washington 4, West 3, Shafter 3, Sanger 3, Reedley 3, Riversale 2 1/2, Highland 2 1/2, Lemoore 2, Hoover 2, San Joaquin Memorial 2, Bullard 1, Madera 1.

