

JULY 1992

CALIFORNIA

Track News



92/09

Walt Lange
4920 Oak Leaf Avenue
Carmichael CA 95608 *

BULK RATE
U.S. POSTAGE
PAID
Fresno, CA 93706
Permit No. 629

Track & Field ■ Cross Country

Eighteenth Year

CALIFORNIA Track News

Bill Cockerham
Editor & Publisher

Judy Cockerham
Production/Advertising Manager

Elaine Fraley
Production Assistant

Keith Conning
High School Editor

Doug Speck
Southern California
High School Editor

Dennis McClanahan
California Coaches Alliance

Bob Womack
High School All-Time Lists

Bill Minarik
SoCal Diary

Jim Hunt
Technique & Training

PHOTOGRAPHERS: Keith Conning, Burt Davis, Philip Erbody, Rich Gardner, Don Goerney, Ken Isaak, Kirby Lee, Bill Leung Jr., Dan McNamara and Doug Speck

California Track News is published 11 times per year - one issue per month, except December which is combined with November. Each issue is mailed about the first of the month.

California Track News has an average circulation of 2,000 copies, consisting of paid subscriptions, store sales, and promotional copies. **California Track News** is mailed third class bulk rate and is not forwardable. When you move, please let us know at least 4 weeks in advance.

MAILING RATES: 1 year (11 issues) - \$20.00, 2 years (22 issues) - \$35.00, 3 years (33 issues) - \$46.00. Add \$10 per year for U.S. First Class; \$12 per year for Canada and Mexico; \$22 per year for foreign airmail.

ADVERTISERS: Closing date the first of the month previous to cover date. Send for current rate card. Special discounted rates for meet / race / clinic ads.

4957 E. Heaton Avenue
Fresno, CA 93727
(209) 255-4904 Office & FAX



TABLE OF CONTENTS

JULY 1992

Schedule.....	3	Prep Notes.....	27
Meet Spotlight		Coaches Alliance.....	30
Cal vs. Stanford.....	6	Prep Results.....	33
S&W Modesto Relays.....	7	CIF Section Results.....	36
SoCal Diary.....	10	Results.....	42
CIF/Reebok California			
High School			
State Meet.....	12		

FROM THE EDITOR

It sure isn't hard to find some "bad news" in our sport lately. We've spouted off about the drug problem, long boring meets, and institutions dropping track. It's been easy to dwell on the negative side of track and field in California. Is there any "good news?"

Yes, there are some good things happening. One good thing I would like to bring to your attention is the CIF/Reebok High School State Championship Meet. This is an exciting, uplifting, fun event. For track and field fans, it's hog heaven. If you only go to one track meet during the year . . . this is the one. The 1992 version lived up to its reputation. The Cerritos College stadium was packed, the competition was keen, and the meet ran like a well-oiled machine. (See State Meet feature in this issue.)

The CIF office and the Reebok sponsors are to be congratulated on another job well done. But, I would like to give credit where credit is due. A super meet like this doesn't just happen. It takes a lot of work. Pictured here are those involved with meet produc-

tion. They do the grunt work. These are the workers who make it happen. To you guys, *California Track News* magazine (and our readers, I'm sure) offer a big "Thank You" for giving us something positive in the sport of track and field in California.



Left to right: MIKE CUMMINS, PAUL BODENSHOT, BOB McGUIRE and DEAN CROWLEY. Kneeling: EARL ENGMAN.

See you next year in Cerritos!

Bill

ON THE COVER: Clockwise from upper left - California's prep superstars MARION JONES, JANICE NICHOLS, ANGEL MARTINEZ (photos by Kirby Lee) and KRISTIN HEASTON (photo by Bill Cockerham). See complete results of the CIF/Reebok State Meet beginning on page 12.

SCHEDULE

Please send cross country and track information to CTN, 4957 E. Heaton Ave., Fresno, CA 93727.

The schedule is subject to change, so please verify dates, locations, times, etc., prior travelling to an event. It is a good idea to always include a self-addressed, stamped envelope when requesting information or entry forms.

Camps / Clinics

July 13-18: Eugene, OR. Oregon Track Camp. Age 12-17. Staff includes: Bill Dellinger, Tom Heinonen, Pat Tyson. Bill Dellinger, Director, PO Box 7651, Eugene, OR 97401 (503) 346-5465 or (503) 484-7040.

July 19 (Sun): Walnut. SCA/TAC Officiating Clinic, Mt. SAC College, Walnut, 9 a.m. to 4 p.m. Anyone who wants to learn how to officiate is welcome. Christel Miller (818) 843-2139.

July 19-24: Eugene, OR. Oregon Track Camp. Age 12-17. Staff includes: Bill Dellinger, Tom Heinonen, Pat Tyson. Bill Dellinger, Director, PO Box 7651, Eugene, OR 97401 (503) 346-5465 or (503) 484-7040.

✓ **July 25-27: Walnut.** TAC Level I Coaching Certification School. (In conjunction with the 1992 national Junior Olympic Track & Field Meet.) Contact: Doug Todd, 8542 Belair St., Buena Park 90620 (714) 952-3596.

July 26-31 (Sun-Fri): Carpinteria. Gary Tuttle's Distance Camp. Age 12 & up. Staff includes: Tuttle, Bill Scobey, Jim Hunt. Gary Tuttle, 1410 E. Main St., Ventura 93001 (805) 643-1104 or (805) 643-3220.

August 1-5: Flagstaff, AZ. High Altitude Track Camp. Age 11-17. Training at 7000'. Ron Mann, Director, Northern Arizona

University, Box 15400 Flagstaff, AZ 86011 (602) 523-5646 or (602) 526-5605.

August 2-7: Yosemite Area. Yosemite Running and Cross Country Camps. Age: open. Director: Dave Donaldson. Brochure write: Merced College Community Services, 3600 M St., Merced, CA 95348 (209) 384-6224.

August 2-7: Arcata. Humboldt State Long Distance Running & Steeplechase Workshop. Coed, ages 12 & older. Registration deadline: July 10. Dave Wells, Athletic Dept., Humboldt State University, Arcata 95521.

August 2-7: Santa Cruz. Coach Roy Benson's Redwoods Running Camp. University of California at Santa Cruz. Roy Benson, Director, Redwood Running Camp, 5600 Roswell Rd., Suite 355-North, Atlanta, GA 30342 (404) 255-6234, FAX (404) 255-0731. After 8/1/92: Roy Benson, c/o The Conference Ofc., Heller Drive, UCSC, Santa Cruz 95064 (408) 459-2611.

August 2-7: Lake Tahoe. Coed Summer Running Camps. Workouts, clinics and fun-filled recreation for high school runners (age 13 & Up). Runners Workshop, Mark and Rene Celestin, Coordinators, P.O. Box 817, Huntington Beach 92648. (714) 969-8703.

August 9-14: Yosemite Area. Yosemite Running and Cross Country Camps. Age: open. Director: Dave Donaldson. Brochure write: Merced College Community Services, 3600 M St., Merced, CA 95348 (209) 384-6224.

August 10-14: Grouse Ridge, CA. High Altitude Challenge Camp. HS and older. Nick Vogt, Director, 1025 Grange Rd., Meadow Vista, CA 95722 (916) 878-0697 or (916) 878-0521.

August 15-19: Stanford. Stanford Track Camp. Age 9-17. Cross Country Staff includes: Brooks Johnson, Scott Chisam, Stanford runners. Director: Brooks Johnson, Stanford University, Stanford, CA 94305 (415) 725-0761.

August 26-31: Catalina Island. Coed Summer Running Camps. Workouts, clinics and fun-filled recreation for high school run-

ners (age 13 & Up). Runners Workshop, Mark and Rene Celestin, Coordinators, P.O. Box 817, Huntington Beach 92648. (714) 969-8703.

Sept. 1-6: Catalina Island: Coed Summer Running Camps. Workouts, clinics and fun-filled recreation for high school runners (age 13 & Up). Runners Workshop, Mark and Rene Celestin, Coordinators, P.O. Box 817, Huntington Beach 92648. (714) 969-8703.

High School

Track & Field

July 1 (Wed.): Modesto. Modesto All-Comers Track Meets. Modesto Junior College Track (Tully and Coldwell). 6:30 p.m. field events / 7:30 p.m. running events. Boys and girls-- elementary (9-12 yrs old), junior high, high school. Open and masters men and women. Modesto Parks and Recreation (209) 577-5344 ext 518 or 526-9211 (for those with telecommunications device for the deaf).

July 2 (Thurs.): Long Beach. Long Beach State All-Comers. Long Beach State. 5 p.m. Andy Sythe, 1250 Bellflower Blvd., Long Beach 90840 (213) 985-4666.

July 4-5 (Sat-Sun): Columbus, OH: National Junior T&F. Ohio State University. Columbus Recreation and Parks Dept., Columbus City Hall, Rm. 127, 90 West Broad, Columbus, OH 43215-4184 (614) 645-8432.

July 8 (Wed.): Modesto. Modesto All-Comers Track Meets. Modesto Junior College Track (Tully and Coldwell). 6:30 p.m. field events / 7:30 p.m. running events. Boys and girls-- elementary (9-12 yrs old), junior high, high school. Open and masters men and women. Modesto Parks and Recreation (209) 577-5344 ext 518 or 526-9211 (for those with telecommunications device for the deaf).

July 9 (Thurs.): Long Beach. Long Beach State All-Comers. Long Beach State. 5 p.m. Andy Sythe, 1250 Bellflower Blvd., Long Beach 90840 (213) 985-4666.

July 15 (Wed.): Modesto. Modesto All-Comers Track Meets. Modesto Junior College Track (Tully and Coldwell). 6:30 p.m. field

SCHEDULE

events / 7:30 p.m. running events. Boys and girls-- elementary (9-12 yrs old), junior high, high school. Open and masters men and women. Modesto Parks and Recreation (209) 577-5344 ext 518 or 526-9211 (for those with telecommunications device for the deaf).

July 16 (Thurs.): Los Gatos. TENTATIVE (due to track resurfacing). Los Gatos All-Comer Track Meet. Open, high school, girls, women, masters. 5:30 p.m. field events / 6:15 p.m. running events. Willie Harmatz (408) 354-7365 or 354-5660.

July 16 (Thurs.): Long Beach. Long Beach State All-Comers. Long Beach State. 5 p.m. Andy Sythe, 1250 Bellflower Blvd., Long Beach 90840 (213) 985-4666.

July 22 (Wed.): Modesto. Modesto All-Comers Track Meets. Modesto Junior College Track (Tully and Coldwell). 6:30 p.m. field events / 7:30 p.m. running events. Boys and girls-- elementary (9-12 yrs old), junior high, high school. Open and masters men and women. Modesto Parks and Recreation (209) 577-5344 ext 518 or 526-9211 (for those with telecommunications device for the deaf).

July 23 (Thurs.): Los Gatos. TENTATIVE (due to track resurfacing). Los Gatos All-Comer Track Meet. Open, high school, girls, women, masters. 5:30 p.m. field events / 6:15 p.m. running events. Willie Harmatz (408) 354-7365 or 354-5660.

July 23 (Thurs.): Long Beach. Long Beach State All-Comers. Long Beach State. 5 p.m. Andy Sythe, 1250 Bellflower Blvd., Long Beach 90840 (213) 985-4666.

July 29 (Wed.): Modesto. Modesto All-Comers Track Meets. Modesto Junior College Track (Tully and Coldwell). 6:30 p.m. field events / 7:30 p.m. running events. Boys and girls-- elementary (9-12 yrs old), junior high, high school. Open and masters men and women. Modesto Parks and Recreation (209) 577-5344 ext 518 or 526-9211 (for those with telecommunications device for the deaf).

July 28-August 1 (Tues.-Sat.): Walnut: U.S. Junior Olympic T&F Championships.

July 30 (Thurs.): Los Gatos. TENTATIVE (due to track resurfacing). Los Gatos All-Comer Track Meet. Open, high school, girls, women, masters. 5:30 p.m. field events / 6:15 p.m. running events. Willie Harmatz (408) 354-7365 or 354-5660.

August 6 (Thurs.): Los Gatos. TENTATIVE (due to track resurfacing).

Los Gatos All-Comer Track Meet. Open, high school, girls, women, masters. 5:30 p.m. field events / 6:15 p.m. running events. Willie Harmatz (408) 354-7365 or 354-5660.

Cross Country

September 18 (Fri.): Fresno, CA: Clovis Independent Cross Country Invitational. Elementary and Junior High. (High School on Sept. 19). Contact Steve Ward, Clovis High School (209) 299-7211.

September 19 (Sat.): Fresno, CA: Clovis Independent Cross Country Invitational. High School Division. Contact Steve Ward, Clovis High School (209) 299-7211.

December 5 (Sat.): Fresno, CA: Kinney West Regional. Woodward Park. Qualifier for Kinney Cross Country Championships to be held December 12. 5000 meters. Contact Bill Cockerham, 4957 E. Heaton Ave., Fresno, CA 93727 (209) 456-0535.

December 11-12 (Fri.-Sat.): Mobile, AL: U.S. Junior Olympic Cross Country Championships.

December 12 (Sat.): San Diego, CA: Kinney Cross Country Championships. Balboa Park.

College & Open

Track & Field

July 1 (Wed.): Modesto. Modesto All-Comers Track Meets. Modesto Junior College Track (Tully and Coldwell). 6:30 p.m. field events / 7:30 p.m. running events. Boys and girls-- elementary (9-12 yrs old), junior high, high school. Open and masters men and women. Modesto Parks and Recreation (209) 577-5344 ext 518 or 526-9211 (for those with telecommunications device for the deaf).

July 2 (Thurs.): Long Beach. Long Beach State All-Comers. Long Beach State. 5 p.m. Andy Sythe, 1250 Bellflower Blvd., Long Beach 90840 (213) 985-4666.

July 8 (Wed.): Modesto. Modesto All-Comers Track Meets. Modesto Junior College Track (Tully and Coldwell). 6:30 p.m. field events / 7:30 p.m. running events. Boys and girls-- elementary (9-12 yrs old), junior high, high school. Open and masters men and women. Modesto Parks and Recreation (209) 577-5344 ext 518 or 526-9211 (for those with telecommunications device for the deaf).

July 9 (Thurs.): Long Beach. Long Beach State All-Comers. Long Beach State. 5 p.m. Andy Sythe, 1250 Bellflower Blvd., Long Beach 90840 (213) 985-4666.

July 15 (Wed.): Modesto. Modesto All-Comers Track Meets. Modesto Junior College Track (Tully and Coldwell). 6:30 p.m. field events / 7:30 p.m. running events. Boys and girls-- elementary (9-12 yrs old), junior high, high school. Open and masters men and women. Modesto Parks and Recreation (209) 577-5344 ext 518 or 526-9211 (for those with telecommunications device for the deaf).

July 16 (Thurs.): Long Beach. Long Beach State All-Comers. Long Beach State. 5 p.m. Andy Sythe, 1250 Bellflower Blvd., Long Beach 90840 (213) 985-4666.

July 16 (Thurs.): Los Gatos. TENTATIVE (due to track resurfacing). Los Gatos All-Comer Track Meet. Open, high school, girls, women, masters. 5:30 p.m. field events / 6:15 p.m. running events. Willie Harmatz (408) 354-7365 or 354-5660.

July 22 (Wed.): Modesto. Modesto All-Comers Track Meets. Modesto Junior College Track (Tully and Coldwell). 6:30 p.m. field events / 7:30 p.m. running events. Boys and girls-- elementary (9-12 yrs old), junior high, high school. Open and masters men and women. Modesto Parks and Recreation (209) 577-5344 ext 518 or 526-9211 (for those with telecommunications device for the deaf).

July 23 (Thurs.): Long Beach. Long Beach State All-Comers. Long Beach State. 5 p.m. Andy Sythe, 1250 Bellflower Blvd., Long Beach 90840 (213) 985-4666.

July 23 (Thurs.): Los Gatos. TENTATIVE (due to track resurfacing). Los Gatos All-Comer Track Meet. Open, high school, girls, women, masters. 5:30 p.m. field events / 6:15 p.m. running events. Willie Harmatz (408) 354-7365 or 354-5660.

July 29 (Wed.): Modesto. Modesto All-Comers Track Meets. Modesto Junior College Track (Tully and Coldwell). 6:30 p.m. field events / 7:30 p.m. running events. Boys and girls-- elementary (9-12 yrs old), junior high, high school. Open and masters men and women. Modesto Parks and Recreation (209) 577-5344 ext 518 or 526-9211 (for those with telecommunications device for the deaf).

July 30 (Thurs.): Los Gatos. TENTATIVE (due to track resurfacing). Los Gatos All-Comer Track Meet. Open, high school, girls, women, masters. 5:30 p.m.

SCHEDULE

field events / 6:15 p.m. running events. Willie Harmatz (408) 354-7365 or 354-5660.

July 31-August 9 (Fri.-Sun.): Barcelona, ESP: 25th Olympic Games Championships.

August 6 (Thurs.): Los Gatos. TENTATIVE (due to track resurfacing). Los Gatos All-Comer Track Meet. Open, high school, girls, women, masters. 5:30 p.m. field events / 6:15 p.m. running events. Willie Harmatz (408) 354-7365 or 354-5660.

Dec 12-13 (Sat-Sun): Long Beach: VISA Long Beach State Winter Decathlon.

Cross Country

November 28 (Sat.) Kenosha, WI: U.S. Cross Country Championships.

Masters

Track & Field

July: Los Angeles area. All Comer Meets. Contact SCATAC office (213) 869-4575.

July 1 (Wed.): Modesto. Modesto All-Comers Track Meets. Modesto Junior College Track (Tully and Coldwell). 6:30 p.m. field events / 7:30 p.m. running events. Boys and girls-- elementary (9-12 yrs old), junior high, high school. Open and masters men and women. Modesto Parks and Recreation (209) 577-5344 ext 518 or 526-9211 (for those with telecommunications device for the deaf).

July 2 (Thurs.): Long Beach. Long Beach State All-Comers. Long Beach State. 5 p.m. Andy Sythe, 1250 Bellflower Blvd., Long Beach 90840 (213) 985-4666.

July 4-7. Spokane, WA: National Pentathlon. Spokane Falls Community College. Vernie Foxley, SFCC Athletics, MS-3070, West 3420 Ft. George Wright Dr., Spokane, WA (509) 459-3644.

July 8 (Wed.): Modesto. Modesto All-Comers Track Meets. Modesto Junior College Track (Tully and Coldwell). 6:30 p.m. field events / 7:30 p.m. running events. Boys and girls-- elementary (9-12 yrs old), junior high, high school. Open and masters men and women. Modesto Parks and Recreation (209) 577-5344 ext 518 or 526-9211 (for those with telecommunications device for the deaf).

July 9 (Thurs.): Long Beach. Long

Beach State All-Comers. Long Beach State. 5 p.m. Andy Sythe, 1250 Bellflower Blvd., Long Beach 90840 (213) 985-4666.

July 11-12 (Sat.-Sun.): Des Moines, IO: TAC/USA National Masters Decathlon/Heptathlon Championships, Drake U., Des Moines, Iowa. Rex Harvey, 2661 Euclid Heights Blvd., OH 44106. (216) 932-9368.

July 12 (Sun): Los Angeles: Trojan Masters Meet, USC, Los Angeles. Russ Reabold, 1125 Stimson Ave., La Puente 91744. (818) 917-6289.

July 15 (Wed.): Modesto. Modesto All-Comers Track Meets. Modesto Junior College Track (Tully and Coldwell). 6:30 p.m. field events / 7:30 p.m. running events. Boys and girls-- elementary (9-12 yrs old), junior high, high school. Open and masters men and women. Modesto Parks and Recreation (209) 577-5344 ext 518 or 526-9211 (for those with telecommunications device for the deaf).

July 16 (Thurs.): Long Beach. Long Beach State All-Comers. Long Beach State. 5 p.m. Andy Sythe, 1250 Bellflower Blvd., Long Beach 90840 (213) 985-4666.

July 16 (Thurs.): Los Gatos. TENTATIVE (due to track resurfacing). Los Gatos All-Comer Track Meet. Open, high school, girls, women, masters. 5:30 p.m. field events / 6:15 p.m. running events. Willie Harmatz (408) 354-7365 or 354-5660.

July 18 (Sat): Los Altos. Foothill College Throw Series #7. c/o Gary Kelmenson, 2501 Friesland Ct., Santa Cruz 95062 (415) 479-0202 (h).

July 18 (Sat): Sacramento. River City Summer Relays. Sacramento State. Masters & open. P.O. Box 255131, Sacramento 95865 (916) 489-7881.

July 19: (Sun): Walnut. SCA/TAC Officiating Clinic. Mt. San Antonio College. 9 a.m. to 4 p.m. Anyone who wants to learn how to officiate. Christel Miller (818) 843-2139.

July 22 (Wed.): Modesto. Modesto All-Comers Track Meets. Modesto Junior College Track (Tully and Coldwell). 6:30 p.m. field events / 7:30 p.m. running events. Boys and girls-- elementary (9-12 yrs old), junior high, high school. Open and masters men and women. Modesto Parks and Recreation (209) 577-5344 ext 518 or 526-9211 (for those with telecommunications device for the deaf).

July 23 (Thurs.): Long Beach. Long Beach State All-Comers. Long Beach State. 5 p.m. Andy Sythe, 1250 Bellflower Blvd., Long Beach 90840 (213) 985-4666.

July 23 (Thurs.): Los Gatos. TENTATIVE (due to track resurfacing). Los Gatos All-Comer Track Meet. Open, high school, girls, women, masters. 5:30 p.m. field events / 6:15 p.m. running events. Willie Harmatz (408) 354-7365 or 354-5660.

✓ **July 25-26 (Sat.-Sun.): Hayward:** TAC Western Sectional Masters Championships, Chabot College, Hayward, Calif. Jim Johnson, 1026 Murchison, Millbrae, CA 94030. 415/697-1889.

August 1 (Sat): Sacramento. River City Summer Relays. Sacramento State. Masters & open. P.O. Box 255131, Sacramento 95865 (916) 489-7881.

August 6 (Thurs.): Los Gatos. TENTATIVE (due to track resurfacing). Los Gatos All-Comer Track Meet. Open, high school, girls, women, masters. 5:30 p.m. field events / 6:15 p.m. running events. Willie Harmatz (408) 354-7365 or 354-5660.

August 8 (Sat): Los Altos. Foothill College Throw Series #7. c/o Gary Kelmenson, 2501 Friesland Ct., Santa Cruz 95062 (415) 479-0202 (h).

August 13-16 (Thurs.-Fri.-Sat.-Sun.): Spokane, WA: TAC/USA National Masters Championships, Spokane, Wash. Vernie Foxley, Spokane Falls Community College, Athletics MS-3070, W. 3410 Ft. George Wright Dr., Spokane, WA 99204-5288. Phone: (509) 459-3644; Fax: 509/623-4128.

September 13 (Sun): Berkeley. Northern California Seniors Classic. UC Berkeley. Jim Johnson, 1026 Murchison, Millbrae 94030 (415) 697-1889.

September 20 (Sun): Long Beach: Sri Chinmoy Masters Meet, CSU Long Beach. 40+. Bigalita Egger, 1921 S. Sherbourne Dr. Los Angeles 90034. (213) 838-4746.

October 3 (Sat): Santa Barbara. Club West Masters Meet. Santa Barbara CC. Lloyd Albright, PO Box 1079, Goleta 93116 (805) 682-9540.

October 20-23: St. George, UT. Huntsman Chemical's World Senior Games. 50+. Sylvia Wunderli, Exec. Director, 1355 S. Foothill Dr., Suite 103, Salt Lake City, UT 84108 (801) 583-6231.

MEET SPOTLIGHT

By Keith Conning

The Big Meet: Cal vs. Stanford

Edwards Stadium, Berkeley
May 2, 1992

Brent Burns (Acalanes High School, Lafayette), a senior won three events in leading the California men's team to a 115 to 47 victory over Stanford in the Big Meet. It was California's 21st victory over Stanford. Burns won the pole vault (17-4 1/4 meet record), the 110-meter high hurdles (14.42), and the 100 meters (10.52w). It was Burns 23rd birthday. He was selected as Pacific-10 Conference men's track athlete of the week. Burns leads the Pacific-10 pole vault list at 18-1 1/4.

"It's definitely a great way to end my career as a Golden Bear," said Burns to Dan Reines (The Daily Californian).

"The fans have certainly been good to me here. It's nice to give them something for their support. It's nice to give them something to cheer about.

"I haven't been training for the 100--I didn't really know where the finish line was. I just kept running. If it had been any closer, I would have been in trouble, because I wouldn't know where to lean."

Ramon Jimenez-Gaona (California/San Jose State), a citizen of Paraguay, won the shot put (59-3) and the discus (198-4). He is the Pac-10 leader at 202-3. Senior captain Peter Schaffer (California/Acalanes High School, Lafayette) set a personal record of 185-7, the fifth best throw in the Pac-10, to place second.

"It's a great day," Schaffer said to Joe Roderick (Contra Costa Times). "Two Acalanes guys. Team captains. It's just been a great day. I couldn't be happier."

"Any time you go against Stanford, the adrenaline is pumping," Schaeffer said. "This was the last meet of my career at Edwards, and placing second against great competition with a six-foot PR, I'm ecstatic."

David Popejoy (Stanford/Bellamine High School, San Jose) defeated Demian Luper (California/Justin Siena High School, Napa) in

the hammer throw--192-7 to 190-7. Popejoy leads the Pac-10 at 208-3 and Luper is fifth at 197-2.

California running back Russell White, a leading Heisman Trophy candidate next season, triple jumped 46-9 1/2 for a third-place finish. This came hours after scoring the only touchdown in the Bears' final scrimmage of spring practice. White was one of the nation's top prep jumpers as a senior at Crespi High School in Van Nuys in 1988 with a 50-2 1/4 to his credit. He also high jumped 6-8 1/2 as a 14-year-old in 1985 at Lawrence Junior High in Chatsworth, which still stands as a national age-group record.

Chryste Gaines (Stanford/South Oak Cliff High School, Dallas, Texas), a senior and the 1992 NCAA indoor 55-meter champ, won the 100 (11.59) and the 200 (23.42) in leading the Stanford women to a 83-67 victory. Gaines is second in the Pac-10 100 at 11.17 and the 200 at 23.42. The victory gave Stanford a 7-6 lead in the series.

"I'm not happy with a split, no," said Cal associate director of track and field Tony Sandoval to Reines. "We just didn't have enough today. It was a good meet, but Stanford definitely came to compete."

Laura Baker (California/Reno High School, Reno, Nevada) won the 800 in 2:07.92, the fourth best mark in the Pac-10.

"Laura's so talented," said the Cal director of track and field Erv Hunt to Reines. "She's a real tough athlete. Real tough."

The Stanford 4 x 100 relay team of Jackie Edwards (Queens College, Nassau, Bahamas), Rhonda Oliver (John Tyler High School, Tyler, Texas), Alison Callicoate (D'Hanis High School, San Antonio, Texas), and Gaines ran 45.56, the third best mark in the Pac-10.

Edwards won the long jump (21-1 1/4) and set a new meet, school, and Bahamian national record in the triple jump (43-0 1/2). The old meet record of 43-0 1/4 was set by American record holder Sheila Hudson (California). The old school record of 41-10 1/2 was set by

Edwards last year. Edwards triple jump mark is the second best in the Pac-10.

"That was a real surprise, because I haven't done much triple jumping the last month and a half," said Edwards to Keith Peters (Peninsula Times Tribune).

Results

Men: California 115, Stanford 47

100-1. Burns (C) 10.52w, 2. Crouts (C) 10.59, 3. Levingston (C) 10.70.

200-1. Green (C) 21.56, 2. Crouts (C) 22.00, 3. Kersemeler (S) 22.73.

400-1. Green (C) 48.34, 2. Newson (C) 49.92, 3. Price (S) 50.47.

800-1. Warhover (C) 1:50.84, 2. Accetta (S) 1:54.77, 3. Berent (S) 1:55.37.

1,500-1. Turman (C) 3:51.24, 2. Boulet (C) 3:51.32, 3. Accetta (S) 3:56.6.

3,000 SC-1. Stolz (S) 8:56.0, 2. Carter (S) 8:59.0, 3. Vinski (C) 9:10.9.

5,000-1. Scudamore (S) 14:33.8, 2. Stolz (S) 14:36.9, 3. Carter (S) 14:37.4.

110HH-1. Burns (C) 14.42, 2. Simmons (C) 14.62, 3. Boesch (S) 15.16.

400H-1. Sample (C) 52.37, 2. Higgins (C) 53.43, 3. Boesch (S) 55.43.

400R-1. Stanford 42.25 (Cal dropped baton.)
1,600R-1. Cal 3:17.78, 2. Stanford 3:24.16.

HJ-1. Clark (S) 7-0 to win jumpoff, 2. O'Sullivan (C) 6-10 3/4, 3. Keane (C) 6-8 3/4.

PV-1. Burns (C) 17-4 1/2 (meet record), 2. Keane (C) 10-0.

LJ-1. Levingston (C) 24-8 1/4, 2. Edwards (C) 23-10 1/4, 3. Frank (C) 22-11 1/4w.

TJ-1. Frank (C) 51-9 1/4, 2. Keane (C) 47-1, 3. White (C) 46-9 1/2.

SP-1. Jimenez-Gaona (C) 59-3, 2. Karsevar (S) 51-6 1/4, 3. Marsal (S) 51-2 1/4.

DT-1. Jimenez-Gaona (C) 198-4, 2. Schaffer (C) 185-7, 3. Wirtz (C) 176-7.

HT-1. Popejoy (S) 192-7, 2. Luper (C) 190-7, 3. Norwood (S) 189-0.

JT-1. Cummings (C) 200-1, 2. Keane (C) 175-1, 3. Popejoy (S) 146-1.

Women: Stanford 83, Cal 62

100-1. Gaines (S) 11.59, 2. Edwards (S) 11.96, 3. White (C) 12.48.

200-1. Gaines (S) 23.42, 2. Edwards (S) 24.19, 3. Callicoate (S) 25.20.

400-1. J. Mack (C) 56.90, 2. Weeks (S) 49.92, 3. Clark (C) 1:00.26.

800-1. Baker (C) 2:07.92, 2. Helfter (S) 2:10.63, 3. C. Clark (C) 2:12.06.

1,500-1. Freeburg (S) 4:47.22, 2. Luo (S)

continued opposite....

S & W Modesto Invitational

Modesto Jr College, Modesto May 16, 1992

Mike Powell (Edgewood High School, West Covina 1981) long jumped 29-2 1/2 with a aiding wind of 2.7 meters per second. Powell's series: 8.47, 8.73w, 8.90w, foul, foul, foul.

"I'm not afraid to say I can jump 30 feet," Powell said to John Crumacker (San Francisco Examiner). "I'll say it based on my workouts. After breaking the world record, it broke down those barriers that said men can't jump 30 feet. I'm getting better each year. After last season, I said why should I stop getting better?"

"My hamstring has been getting tight since the fourth round. I considered not jumping, but my goal coming here was the world record. I'm happy with 29-2 1/2, but I was looking for 29-8. I look forward to going

30 feet and beyond, and it's evident today that I can do it.

"This is the first meet I've been ready to jump since Tokyo, mentally and physically. I'm on course. Every year I get a little better. I came back faster and stronger this year. I watched the tape of the Tokyo jump hundreds of times. Instead of that one perfect jump in Tokyo, I want to be able to do it all the time.

"It won't take a phenomenal jump to go 29 feet now. The expectations are higher now. My goal is to shock some minds, and I'm not going to be intimidated by barriers put up."

"I came back from the worlds with the idea that Carl (Lewis) was coming after me and that's a scary idea," said Powell to Jim Bainbridge (Oakland Tribune). "My goal has to be to keep improving. Today was a good indicator but I'm looking to really shock some minds with something Beamon-esque, something like 31-5."

Andre Cason (Green Run High School, Virginia Beach, Virginia 1987) defeated Leroy Burrell (Peen Wood High School, Lansdowne, Pennsylvania 1985) in the 100 meters--9.88 to 9.96--with a 3.05 aiding wind.

"It did surprise me a lot," Cason said to Crumacker. "This is only one race of many. I was quite surprised, wind-aided or not. Everybody is going to be ready at the (U.S. Olympic Trials). I'm ready, but not 100 percent. There's still a lot of work to do."

"I felt like I had the ability to accelerate at any time," Cason said to Bainbridge. "I bowed my back a little bit at 70 meters but told myself to relax and got back up on my toes at 85 meters. I don't mean to boast, but I backed it off at 95. Why? Because the only races that matter to me this year are the Olympic Trials and the Olympics.

"Really, I was surprised at the time. It's a good time, but it would have been faster with better technique. I got too caught up in the moment to really run a complete race, strong start to finish."

Dean Starkey (Logan High School, Union City 1984) set a new meet record in the pole vault of 19-4 3/4. The old meet record of 19-0 1/4 was set by Mike Tully in 1988 and tied by Scott Huffman in 1990.

"After the adrenaline from the 19-4 jump, I didn't have anything left," Starkey said to Bainbridge. "I was too tired to make a legitimate try at the American record. I was just glad to get over 19 feet because it had been so long since I'd done it (12 months) and I couldn't even do it in practice this week."



SHEILA HUDSON

Fine Flicks by Don Gosney

Tony Dees (Pascagoula High School, Mississippi) set a new meet record in the 110-meter high hurdles at 13.08 (wind +0.40 mps), the fastest time in the world this year. The old meet record of 13.14 was set by Rog-

continued next page...

CAL vs. STANFORD continued

4:50.12, 3. Helfter (S) 4:50.52.

3,000-1. Ewing (S) 10:39.1, 2. Garner (S) 10:43.7, 3. Luo (S) 10:44.6.

5,000-1. Bowle (C) 17:57.9, 2. Garner (S) 18:08.7, 3. Dobel (C) 18:14.4.

100H-1. Smith (C) 14.02 (meet record), 2. McBride (C) 14.45, 3. Boyd (S) 15.11.

400H-1. R. Mack (C) 1:00.07, 2. Smith (C) 1:01.70, 3. Boyd (S) 1:01.84.

400R-1. Stanford (Edwards, Oliver, Callicoatte, Gaines) 45.56, 2. Cal 48.19.

1600R-1. Cal 3:48.55, 2. Stanford 4:03.10.

HJ-1. Unruh (S) 5-5, 2. McBride (C) 5-5, 3. Johnson (C) 5-3.

LJ-1. Edwards (S) 21-1 1/4, 2. Hall (C) 18-5 3/4, 3. Johnson (C) 17-7.

TJ-1. Edwards (S) 43-0 1/2 (meet, school and Bahamian national record), 2. Callicoatte (S) 39-5, 3. Lee (S) 39-1.

SP-1. McBride (C) 39-8, 2. Alderman (S) 38-11 3/4, 3. Templeton (S) 36-5.

DT-1. DeMars (S) 145-11, 2. Kallhiwa (C) 140-3, 3. Templeton (S) 139-11.

JT-1. Baker (C) 134-4, 2. Templeton (S) 133-2, 3. McBride (C) 115-8.

MEET SPOTLIGHT

er Kingdom, the 1984 Olympic champion, in 1985. Dees' personal best of 13.05 was set last year.


Gail Devers (Sweetwater High School, National City) won the 100-meter hurdles in 12.75 (wind +0.98), the fastest in the world this year. Her personal best is 12.48. Jackie Joyner-Kersey set the meet record of 12.70 in 1988.

Jud Logan (Hoover High School, North Canton, Ohio 1977), the American record-holder in the hammer throw at 268-8, defeated California assistant coach Ken Flax (Redwood High School, Larkspur 1981)--261-5 to 260-11. It was the first time in United States history that two American hammer throwers surpassed 260 feet in the same competition.

"It's not often in America that you throw 260 and don't win," Flax said to Bainbridge. "I just ran into Jud on a day when he had his best series ever."

"It was a good day for me," said Flax to Dan Reines (Daily Californian). "I had thoughts going in that I might not even compete because I have an injured leg (the lingering result of a car accident). To go from possible not competing to throwing to throwing almost 261 feet, well I'll take it."

Sheila Hudson (Rio Linda High School 1985) set a new meet record in the women's triple jump of 45-11 3/4. The old meet record of 45-3 was set by Hudson in 1988. She set



PAYTON JORDAN

the American record of 46-0 3/4 at the NCAA in Durham on June 2, 1990. It was the second longest jump by an American of all-time.

Payton Jordan, the former Stanford coach who won the 100 meters for runners 70 and older, announced his retirement from competitive running. He set a age-group world record of 13.48.

"It just feels like the right time to stop," Jordan said to Bainbridge. "I left Stanford after my 40th year and this is my 35th year of senior competition. It's a nice round number."

Men's Results

110m HH: (Open): 1. Henry Andrade (Unat) 13.59, 2. David Ashford (Unat) 13.76, 3. Mark

McDonald (Unat) 13.86. **100m: (Open):** 1. Clerroy Gilbert (Unat) 10.14, 2. Rodney Lewis (Unat) 10.28, 3. Kerry Lawyer (Unat) 10.31. **1500m: (Open):** 1. Todd Lewis (Arizona St) 3:45.2, 2. Roger Dix (CHIC TC) 3:48.2, 3. Jamey Harris (FSU) 3:48.47. **400m: (Invit):** 1. Ian Morris (Unat) 44.47, 2. Ibrahim Ismail (Unat) 45.18, 3. Chip Jenkins (At. Cst Club) 45.27.

100m: (Invit): 1. Andre Cason (Unat) 9.88w, 2. Leroy Burrell (SMTTC) 9.96, 3. Slip Watkins (Nike



GAIL DEVERS

Photo by Bill Leung, Jr.

Comptrac Int'l) 10.10. **110m HH: (Invit):** 1. Tony Dees (Unat) 13.08, 2. Arthur Blake (Mazda TC) 13.20, 3. Henry Andrade (SoCal Cheetahs) 13.46. **1 Mile: (Invit):** 1. Joe Falcon (Unat) 4:01.00, 2. Steve Scott (Unat) 4:01.36, 3. Darryl Frerker (Goldwin TC) 4:01.57. **800m: (Invit):** 1. Saver Hgidhi (Bilinn JC) 1:47.35, 2. Mark Dailey (NYAC) 1:48.45, 3. Doug Kalemba (Angelo St) 1:48.71.

Two-Mile: (Invit): 1. Matt Giusto (Unat) 8:40.78, 2. Aaron Ramirez (Mizuno) 8:41.92, 3. Harold Kupaht (Unat) 8:48.04. **200m: (Invit):** 1. Bryan Bronson (Rice) 20.28, 2. Mike Witherspoon 20.34, 3. Rod Tolbert (Goldwin TC) 20.38. **400m H: (Invit):** 1. Kevin Young (Unat) 48.22, 2. Kevin Henderson (At Cst Club) 49.69, 3. Pat McGhee (Hawkeye TC) 49.44.

400m Relay: (Invit): 1. Nike Int'l (Sholars, Watkins, Goins, Dees) 39.1, 2. Atlantic Coast Club 39.79, 3. Bilinn JC 40.43. **800m Relay: (Invit):** 1. Nike Comptrac Int'l (Sholars, Watkins, Goins,

Dees) 1:21.98, 2. Bilinn JC 1:22.32, 3. South Bay TC 1:23.56. **1600m Relay: (Invit):** 1. Atlantic Coast Club (Gardner, Daniel, Cannon, Warren) 3:04.3, 2. USC 3:04.8, 3. Rice 3:08.2.

HT: 1. Judd Logan (Unat) 261-5, 2. Ken Flax (Unat) 260-11, 3. Jim Driscoll (Unat) 243-9. PV: (Invit): 1. Dean Starkey (Unat) 19-4 3/4, 2. Kory Tarpenning (Nike) 19-2 3/4, 3. Scott Huffman (PCC) 18-8 3/4. PV: (Open): 1. Chritos Pallikis (Wash St) 17-10 3/4, 2. Garth Willard (Washington) 17-10 3/4, 3. Adam Steinhart (Unat) 17-10 3/4. HJ: (Open): 1. Travis Clark (Stanford) 6-10 3/4, 2. (tie) Hillary Miller (Sacto TC) Gio Sprattling (FSU), Undrae Walker (CS Stanislaus), Keane (Unat) 6-8 3/4. HJ: (Invit): 1. Brian Stanton (S&S) 7-5, 2. John Morris (Unat) 7-3 1/4, 3. Bryan Brown (SoCal Cheetahs) 7-1 1/2. DT: (Open): 1. Brent Patera (BYU) 197-10, 2. John Wirtz (Cal) 184-1, 3. Mike Mielke (Army) 180-1. DT: (Invit): 1. Anthony Washington (Unat) 222-8, 2. Kamy Keshmiri (Nevada) 215-10. SP: 1. Kevin Toth (Unat) 66-8 3/4, 2. Shane Collins (Arizona St) 64-11 1/2, 3. John Godina (UCLA) 64-6 3/4. LJ: (Invit): 1. Mike Powell (Footlocker) 29-2 1/2w, 2. Joe Greene (Unat) 28-1 1/2, 3. Llewellyn Starks (Sports TC) 27-6 3/4.

Women's Results

100m H: (Open): 1. Gea Johnson (Ottawa Lions) 13.26, 2. Tiffany Smith (UCLA) 13.57, 3. Tesra Bester (Arizona St) 13.72. **800m: (Open):** 1. Kendra Brandrup (Track West) 2:09.35, 2. Persephone Lowery (CS Northridge) 2:10.28, 3. Glenda Smith (UCLA) 2:10.80. **400m: (Invit):** 1. Latima Jones (USC) 54.44, 2. Shanequa Campbell (Arizona St) 54.61, 3. Andreen Alvaranga (Unat) 55.70.

100m: (Invit): 1. Inger Miller (USC) 10.9, 2. Esther Jones (Nike Int'l) 11.0, 3. Michelle Finn (Unat) 11.1. **100m H: (Invit):** 1. Gail Devers (World Class) 12.75, 2. Sherrill Dickey (Unat) 13.30, 3. Ima Akpan (Arizona St) 13.43. **800m: (Invit):** 1. Regina Jacobs (Unat) 2:01.88, 2. Celeste Halliday (Unat) 2:03.19, 3. Debbie Marshall (Unat) 2:04.55. **200m: (Invit):** 1. Inger Miller (USC) 23.19, 2. Esther Jones (Nike Int'l) 23.21, 3. Myra Mayberry (Showtime) 23.39.

400m H: (Invit): 1. Janeen Vickers (World Class) 56.24, 2. Linetta Wilson (South Bay TC) 56.34, 3. Donald Durrey (Ottawa Lions) 56.41. **1500m: (Invit):** 1. Vicki Huber (Nike) 4:11.80, 2. L. Barkauskaite (Lithania) 4:13.00, 3. Fran Tenbensen (Unat) 4:13.51. **400m Relay: (Invit):** 1. USC 44.7, 2. CS Northridge 46.45, 3. Army 46.5. **1600m Relay: (Invit):** 1. Showtime 3:39.67, 2. Nevada 3:42.34, 3. Tom Moore Special 3:42.59.

LJ: (Invit): 1. Ana Kalurand (BYU) 20-11 1/4, 2. Lisa Payne (Unat) 20-9, 3. Shuhwa Wang (BYU) 20-5 1/4. **SP: (Invit):** 1. Connie Price-Smith (Nike Cst) 61-2 3/4, 2. Ramona Pagai (Unat) 59-6 3/4, 3. Bonnie Dasse (Nike Cst) 58-9 1/2. **TJ: (Invit):** 1. Sheila Hudson (Unat) 45-11 3/4, 2. Cynthia Rhodes (Unat) 43-5 1/4, 3. Diana Wills (Orange Co. TC) 42-9 1/2. **HJ: (Invit):** 1. Sue Rembao (Rebok) 6-3 1/2, 2. Vickie Borshelm (Mizuno) and Angie Bradburn (Unat) 6-1 1/2, 3. Holly Kelly (Goldwin TC) 5-11 1/2. **DT: (Invit):** 1. Connie Price-Smith (Nike Cst) 202-1, 2. Penny Neer (Nike Cst) 201-3, 3. Pam Dukes (Nike Cst) 200-7.

California Track and Cross Country Coaches Alliance

1992-93 Membership Update:

In its fourth year the CALIFORNIA TRACK AND CROSS COUNTRY COACHES ALLIANCE continues to expand its scope, involvement, and improvement regarding our two sports within the state.

Why Should I Join The Coaches Alliance?

The CALIFORNIA TRACK AND CROSS COUNTRY COACHES ALLIANCE is the only organization in the state whose purpose is to improve the sports of Cross Country and Track and Field. Additionally, during the 91/92 year we honored 36 coaches throughout the state for their contributions to our sport.

Provides a unified voice for concerns regarding our sports to the governing bodies within the state. As experience shows a group consensus helps to bring about change more effectively than isolated individual concerns.

The COACHES ALLIANCE was directly involved in helping to create a change in the State Cross Country meet format from three divisions to four.

In an effort to assist coaches with their continued growth of knowledge regarding their sport, the COACHES ALLIANCE will be involved with clinics at Stanford, Fresno State, and San Diego during the month of January.

The State CIF has thought enough of the ALLIANCE to include two of its members on a select CIF Track and Cross Country Advisory Committee. Additionally, during the 92/93 season the ALLIANCE will assist the state office in helping to select section honor coaches for the state meet program.

What Do I Receive For My Membership?

COACHES ALLIANCE members will receive monthly editions of **California Track News**, the official publication of the ALLIANCE. Each month, members will be kept current with happenings around the state in the COACHES ALLIANCE section of the magazine. Both cross country and track will be covered.

COACHES ALLIANCE meetings organized around the **CIF/REEBOK** State Meets in Cross Country and Track and Field. Using representatives from all the various sections in the state, members will be able to make concerns regarding their sport heard.

If you would like to join, please fill out the following: (Please Print)

Name: _____

School: _____ Section: _____

Mailing Address: _____

City: _____ Zip: _____

Phone: Home (____) _____ School (____) _____



**Dues for 1992/93 year (Tax Deductible) \$25.00 -- Individual Membership / \$50.00 -- School Membership*.
Make check out to Coaches Alliance and send to:**

Dennis McClanahan--Treasurer ■ 4957 East Heaton Ave. ■ Fresno, CA 93727

*School Membership \$50 --- Schools will receive discounts for all members of their staff at clinics as well as a second copy of California Track News (you can have it sent to the library, or a second copy for your staff)

School: _____ Mailing Address: _____

City: _____ Zip: _____

SoCAL DIARY

By Bill Minarik

☞ May 11

The USC-UCLA Meet didn't have the glamor of other years because of the off-year talent wise for both teams along with the postponement because of the riots. However, things went on last Saturday with fairly predictable results. The Bruin men were easy 123-39 winners, while the Women of Troy were easy 80-30 winners over the Lady Bruins. With Angela Bumham out for "medical reasons," this was the weakest female Bruin team on the track I have ever seen. There were two excellent marks established by the Trojans Quincy Watts 44.43 and UCLA's Dawn Dumble 56-6, both meet records.

At the Big West Meet, Fresno State bid its farewell to the Conference with championships in both the men and women's divisions by scores of 227-151 over UC Irvine and 171-127 over unpredictable UNLV.

Most of the High Schools were having their League finals.

The SoCal Community College Championships had no major surprises as Long Beach CC's men used their diverse team depth to outscore potent Riverside 177-137. On the distaff side, the ladies from Mt. SAC were comfortable 123-80 winners over a San Diego Mesa team which seems to get stronger every year.

The SCIAC Championships produced some very unrealistic results with Claremont-Mudd destroying Pomona-Pitzer 249-106 in the men's division and P-P doing likewise 171-81 in the women's meet. The results were unrealistic because many of the top athletes from Oxy and Pomona-Pitzer opted for the Oxy Invitational held the same day. I can't understand the scheduling snafu, but I can speculate that the choice of meets was based on NCAA qualifying marks. The Olympic caliber oval at Oxy would produce much better times than the dirt track at Cal Tech which has weeds growing out of it.

The Cal State Northridge Invitational with some local teams prepping for their conference meets was the only other show in town.

☞ May 18

The Riverside CC men demonstrated just how potent their front line strength was as

they scored 132 points (only 5 less than their SoCal total), coming from behind to defeat Long Beach CC 132-119. The women's meet was very tight with Mt. SAC holding on to score a 65-55 win over El Camino.

There were no real surprises in the men's division at the CCAA Championships where Cal Poly SLO was a comfortable 191-139 winner over Cal State L.A., however the Cal State L.A. women pulled off a major surprise as they edged perennial titlist Cal Poly SLO 202-197.

The preps were conducting their CIF preliminary meets with all contending teams advancing their top athletes. Marion Jones gave fans a preview of coming attractions with an 11.22-22.67 double. The latter being a national prep record.

☞ May 25

There was some good news for SoCal track fans over the weekend in some major collegiate meets. At the PAC-10 Championships at Eugene, the UCLA men pulled a major upset by defeating runner-up and defending champion Oregon 123-103 with USC third at 80 points. The hero for the Bruins was sprinter Tony Miller who shocked the field with sprint times of 10.18 and 20.51 enroute to a sprint double. It appeared, with the nationals out of reach, the whole Bruin team peaked for this one. The women's competition saw the Trojans 3rd and Bruins 6th with 87 & 57 points respectively. Inger Miller lead the Women of Troy with a fine 11.09-22.43-44.39R sprint triple good for a 2nd and two firsts.

At the NAIA Championships held in Canada, Coach Terry Franson's men tracksters did it again -- 93-76 over Central St. (Ohio). As expected, the Ezinwa Brothers and the traditional A-P field event strength were the keys.

☞ May 25

At the Southern Section CIF Championships held at Cerritos, all of the boys divisions turned out close with teams from Long Beach Wilson, Nogales, Morningside, and Harvard-Westlake taking home the gold. The girls division had dominating victories by Long Beach Poly, Thousand Oaks, Morningside and Pius X. There were no clear favorites

for the state meet to emerge from the boys teams, however, Morningside and Long Beach Poly appear to be strong contenders for the girls title with Thousand Oaks having an outside chance if they can score some relay points to go with Marion Jones cinch sprint double.

The L.A. City CIF Section had it's final qualifying with the Birmingham boys and the Dorsey girls looking like potential champs.

☞ June 1

At the L.A. City CIF Championships it was no contest as the Birmingham Braves were easy 70-46 winners over Locke in the boy's section while the Dorsey girls were way out ahead of runner-up Gardena 74-37.

The Southern Section State Meet qualifying didn't make the state picture any clearer for the boys with a number of teams having point potential around 20. However the L.B. Poly Jackrabbit girls appear to be ahead of Morningside with Thousand Oaks close behind, as the top 3 contenders.

At the NCAA Division II Nationals Cal State L.A. had an excellent showing scoring 57 1/2 points in the men's competition good for 3rd and 65 points in the women's division which brought them 2nd place behind Alabama A&M which appeared to have the entire 3rd world sprint corps competing for them. The Golden Eagles' Brian Bridgewater was the star of the meet posting times of 10.15 and 20.15 in a sweep of the sprints.

The Occidental women's team lead by Michelle Dent had it best showing ever at the Division III Nationals with a 40 point total, only 7 points out of 2nd place.

☞ June 8

It was USC, not UCLA, which made the noise at this year's NCAA Championships. Coach Jim Bush's men's tracksters were 3rd with 41 points behind Arkansas' winning total of 60. Quincy Watts with a sizzling 44 flat in the 400 and Mark Crear at 1.349 brought home Gold for Troy. For UCLA, which appeared to have peaked for the PAC-10 Meet, Marty Beck with a microscopic 2nd in the 400 hurdles at 49.80 and Dave Bunevacz with a solid 2nd in the javelin at 242-11 lead the

continued next page...

Bruin charge it's somewhat unusual for a school like UCLA, which traditionally recruits freshmen, to have two Community College transfers at the top. Both Beck and Bunevacz served their apprenticeship at nearby Glendale College.

At the CIF/Reebok California State High School Championship, the boys from Bakersfield pulled out a wild 25-24 win over Morningside when the meet went down to the 1600 relay. Morningside needing a six point spread to win state, won the event, but Bakersfield was able to take 3rd and keep the spread at 4 points, thanks in part to a strong St. Mary's team dropping the stick.

In the girl's competition, the young ladies from Long Beach Poly simply outran their counterparts from Morningside in each head to head competition to win 39-28. Individually, Marion Jones stole the show again with a National Prep Record 11.14 in the 100m and

22.87 in the 200m, good for 2 train-length wins. The controversy here came about when Thousand Oaks Coach Art Green pulled the Lancers 1600 Relay team just before their qualifying heat. The given reason was that they wanted to save Marion and teammate Heather Hanger for upcoming big meets. However, speculators in the stands felt that Marion and personal coach Elliott Mason were unhappy that Marion's teammates had "allegedly" botched the hand-offs in the 400 relay so that the Lancers DQed for the finals. I have to side with the speculators on this one. In a meet which had the potential to be won with less than 30 points, combined with the fact that you have the surest 20 points in the stadium, Hanger and the 1600 team each had 4 point potentials. You don't throw in the towel unless you're angry at someone. Even if you didn't have the potential to win the meet, you must consider the other relay team

members. This may be their only chance to ever compete in a state meet which may well be the highest level of competition they will ever attain. The decision to scratch the team, in my opinion, goes beyond any question of points and personal agenda to one of school spirit and morality. I would be interested in hearing the opinions of any readers, in the form of a letter to the editor, on this issue.

Finally, in a sad decision, U.C. Irvine had indicated it will drop men's track for budget reasons. This is a major blow to the track program in SoCal as Coach Vince O'Boyle has consistently run a quality program which had been a source of numerous scholarships for SoCal Tracksters. The Classic duals between UCI & Fresno State will be long remembered. I can only hope that state funding will be somehow increased to allow the program to continue.

UCI Athletics Drops 3 Men's Sports

By Bob Olson
UCI Sports Information

UC Irvine, impacted by the budget crisis in the state and the University of California system, announced that it will drop baseball, men's track and field, and men's cross country effective at the end of this academic year, June 30, 1992.

The cuts come in the face of a projected \$319,000 deficit in this year's athletics' budget and an anticipated minimum 10-percent reduction for all non-degree granting programs at UCI in 1992-93.

"Due to the magnitude of the financial crisis with the state budget, the University system budget and the economy in general, we regrettably had to drop these three men's sports and make further significant cuts in administrative expenses and operating costs," UCI Athletic Director Tom Ford said.

"The major factors in our decision were the University mandate to balance the budget and the fact that we do not have adequate resources to fund the current level of sponsored sports," Ford added.

"The criteria used in cutting these sports were NCAA and Big West Conference requirements, the cost effectiveness of each sport and gender equity considerations," he said. "These cuts were extremely painful to me and the University. We did so with a great deal of reluctance."

Baseball has been in existence at UCI since 1970. The 23-year record of the program stands at 643 wins and

565 losses for a 532 winning percentage. UCI won NCAA Division II baseball titles in 1973 and 1974 before the University became Division I, July 1, 1977. The Anteaters' top Big West Conference finish was second in 1987.

Men's cross country began in the fall of 1971 and track and field in the spring of '72. UCI won NCAA Division II cross country team titles in 1975 and 1978. Since joining the Big West Conference (formerly PCAA) in 1977, the Anteaters have captured the league championship nine times and finished as runner-up on five occasions.

In track and field, UCI won the NCAA Division II title in 1976 and placed second in 1977. The Anteaters have won two conference track championships and own nine runner-up finishes in Big West Competition.

Ford also announced that UCI will add women's crew, at a net cost of \$8,000 to the athletics budget, to meet the needs and interest of the student population. That addition will give UCI 14 NCAA sports (seven men, seven women) and three non-NCAA sports: men's crew, women's crew and coed sailing.

The 14 NCAA sports will be, on the men's side, basketball, golf, soccer, swimming, tennis, volleyball and water polo. UCI's women's sports offerings will be basketball, cross country, soccer, swimming, tennis, track and field and volleyball.

"This streamlining of the program exemplifies our commitment to remain in NCAA Division I," Ford said. "The remaining sports offerings provide for an equal number of male and female participants that gives us an opportunity to be successful with seven men's and seven women's NCAA sports. We are also working to make sure that we comply with the minimum financial-aid requirements that go into effect in 1994-95

to remain in the NCAA Division classification.

Chancellor Jack Peltason also noted that the reduction of sports could lead to a more competitive situation for UCI.

"It is very unfortunate that we have had to make this decision because of the budget crisis facing the University. We can only hope to make the situation as positive as possible. First, we will be in a position to provide more focused support for the teams that will continue to compete for UCI. We believe we can be a competitive Division I school in a number of sports, and today's actions gives these sports a greater potential for success. Second, UCI will achieve equity in the number of men's and women's teams fielded," Peltason said.

"I am particularly appreciative of those boosters in the community who have supported the baseball and track programs, and we look forward to their continued association with UCI and UCI Athletics," Peltason added.

Ford revealed a new four-tiered sports model that UCI will implement in 1992-93: Tier I will include men's basketball, women's basketball, men's tennis, women's cross country, men's water polo and women's volleyball. Tier II will have men's golf, men's swimming, women's swimming, and women's tennis. Tier III will include men's soccer, women's soccer, men's volleyball and women's track and field. Tier IV will have men's crew, women's crew, and coed sailing.

Each tier will have various levels of department funding, ranging from the most in Tier I to the least in Tier IV.



1992 CIF / Reebok California High School State Meet

By DOUG SPECK

June 5 & 6, 1992. Cerritos.

The always super-exciting California State Track Meet, this year's the Seventy-Fourth. A crowd of 10,320 came to Saturday's Meet, with the scheduling of Finals' action a bit earlier than in the past seeming to work out fine. Southern Section Associate Commissioner Dean Crowley, Meet Manager Earl Engman, and staff deserve another hearty "thank you" from all participants, coaches, and those with an interest in the sport for another "job well-done." Marion Jones is always at her best for these meets, with some exciting team contests along the way, but you need to read on for that.

Qualifying for the Finals in this Meet on Friday is done with four heats in all running events except for the 1600 and 3200. The winner from each heat and the next five fastest times from all of the heats combined move on to the nine athlete finals. In the 1600 the first three from each of two heats and the next three fastest times beyond those places moved on to the Finals. The 3200 was a Saturday only, "one race," finals event. Nine athletes from field event qualifying are forwarded into Saturday's Finals.

Boys

100 Meters


This sprint event would be a great one. The state had a large group of talented athletes who seemed very close on paper. The Sac Joaquin section was particularly strong, with junior Anthony Volson (Merced) 10.47w-10.54 and soph Ali Evans (Vallejo) 10.59-10.43w, and 10.60w not get-

ting out of the Section Finals on to state. Riley Washington (Southwest, San Diego) was 4th in State in 1991, with a 10.55 from his '92 Section Finals. Amazing frosh duo from West Bakersfield, Marques Holliwel (10.62) and Bryan Howard (10.66), were for real, with Holliwel taking Volson and Washington in the Arcadia 100, with the duo all within .01 (and Washington sick the week of that meet). Shon Lewis (Wilcox, Santa Clara) was 10.64, Dione Tyler (Millikan, Long Beach) improving to 10.67 in his Section Finals, and Frank Madu (McAteer, San Francisco) 10.66 a tough veteran.

State Prelim action went pretty true to form, with soph Ali Evans winning heat 1 narrowly over Football star, Shon Lewis 10.61-10.63 (wind +1.44), with Sac Joaquin power continuing through the other heats. Anthony Volson took race 2 at 10.56 (+1.19 wind), with Brian Lewis winning Heat 4 at 10.59 (wind +1.32). Heat 3 was interesting, with Gentry Bradley, always thought of a much better 200m runner, racing down quick starting Riley Washington 10.51-10.55 (+1.66). Surprise of the Heats was Paul Turner (University City, San Diego), as his 10.64 brought him close to Lewis near the end of their race. Unfortunately, fine frosh Marques Holliwel (West Bakersfield) was the 10th time and non-finalist at 10.70, with a great Championship race assured with nine athletes with bests of between 10.51 and 10.69 in the Trials.

The Finals of the 100, as interestingly as these great match-ups sometimes go, was a total blow-out, with one very capable athlete putting it all together here and leaving a super group in his wake. The wind was +1.97 meters per second behind the athletes as they toed the line at 5:00 on Saturday evening. Soph Ali Evans was the

only one noticeably behind the group out of the blocks. At the twenty meter mark when athletes came to the upright position after their low acceleration from the blocks, Riley Washington was starting to already edge away from the field. With some varying rates of acceleration and deceleration among those in the event one expected someone to move on the flying San Diegan, but it just never happened. Washington pow-



RILEY WASHINGTON
100 Meters

Photo by Bill Cockerham

ered into the tape a full two meters ahead of the fast-firishing Gentry Bradley, with even those very conservative hand-timers in the stands amazed at the times their stopwatches read, with all sure that they had watched something very impressive with Washington's margin of victory. The results were simply the best 100 meters ever run in a State Finals event, with Washington not marginally lowering Henry Thomas's 10.44 from the 1984 one-day State Meet, but reducing it massively, to 10.30, among the top fifteen prep times ever run, and the equal number

two Californian prep clocking ever with Quincy Watts' 10.30 at altitude from 1987 and just behind Henry Thomas's all-time best of 10.25 from 1985. It is hoped that the University of Nebraska-bound footballer will have time for track in College. The pack behind Washington was quick, with Bradley (10.46), and the Sac-Joaquin underclass duo of Volson (10.50) and Evans (10.52) finishing next.

Finals:

- Riley Washington (12) SoWest 10.30SR
 - Gentry Bradley (12) Pius X 10.46
 - Anthony Volson (11) Merced 10.50
 - Ali Evans (10) Vallejo 10.52
 - Paul Turner (11) Univ City 10.60
 - Shon Lewis (11) Wilcox 10.65
 - Brian Lewis (11) Highlands 10.66
 - Frank Madu (12) McAteer 10.72
 - Scott Hammond (12) Lincoln DNF
- Heat 1: 1. Ali Evans (10) Vallejo 10.61, 2. Shon Lewis (11) Wilcox 10.63, 3. Marques Holliwel (9) W.Bakersfield 10.70, 4. Rod Branch (11) St. Mary's 10.80, 5. Charles Cates (12) Locke 10.90, 6. Akinsha Page (11) Oakland Tech 11.08, Kevin Devine (11) Nogales DQ. Heat 2: 1. Anthony Volson (11) Merced 10.56, 2. Scott Hammond (12) Lincoln 10.65, 3. Bryan Howard (9) W.Bakersfield 10.75, 4. Anthony Jones (12) Gardena 11.12, 5. Tim Cooper (10) DeAnza 11.18, 6. Michael Guider (12) Weed 11.26, Deon Tyler (12) Millikan DNF. Heat 3: 1. Gentry Bradley (12) Pius X 10.51, 2. Riley Washington (12) Southwest 10.55, 3. James Barragan (12) Millikan 10.77, 4. Rob Rice (11) Mt. Pleasant 10.82, 5. Jaime Houston (10) Lemoore 10.89, 6. Patrick Abdelkerim (12) Birmingham 11.06, 7. Jonah Anderson (11) Las Lomas 11.13. Heat 4: 1. Brian Lewis (11) Highlands 10.59, 2. Paul Turner (11) University City 10.64, 3. Frank Madu (12) McAteer 10.69, 4. Corey Alexander (12) Valencia 10.78, 5. Paul Bradford (12) Carlmont 10.87, 6. Tony Serpas (11) Birmingham 10.88, 7. Raymond McLennan (12) Pittsburg 11.03.

CIF / Reebok California State Meet

200 Meters

The longer dash event would be another strong one, with Gentry Bradley (Pius X, Downey) taking over the national lead for a time with a 21.19 in the Southern Section Divisional affair. Anthony Volson (Merced) was 21.18w in the Section Meet and 21.33 wind legal earlier. With Mt. Pleasant (San Jose) having dropped the baton in the 4x100 in Section action (after a 41.15 earlier in the year), defending State 400m champion Richard Dupree (46.72 there) would be dangerous here (21.32w-21.56). State 400 leader Derek Sheppard (46.68) was solid at 21.24w, with Ali Evans (Vallejo) around again at 21.48 (21.37w), and Shon Lewis (Wilcox, Santa Clara) 21.58. Better known earlier in his career as a Long Jumper, Scott Hammond (Lincoln, San Diego) had improved to 21.42 (21.31w), with fellow San Diegan Riley Washington (Southwest) 21.59 in winning that Section. There were a lot of fast people!

The fine sprinting of this weekend continued over 200 meters, but it was mixed in with a little tragedy. Anthony Volson continued to show the Sac Joaquin power, taking Heat 1 in 21.48 (wind +1.29), with Riley Washington, starting from a Prelims 100 defeat by rival Gentry Bradley, blasting the entire event in Heat 2 to record the equal #4 clocking in the nation at 21.08. Richard Dupree (Mt. Pleasant, San Jose), who runs with a short, economical looking stride, appeared to be far from all-out in taking heat 3 at 21.33w (+2.29) after racing past early leader Brian Lewis off the turn. Heat 4 was where tragedy individually and team-wise struck. Soph Ali Evans could not hold in the blocks, and moved so obviously early off the line that the starters, who seemed very generous to athletes in marginal jump situations this weekend, really had no choice but to disqualify the young athlete favored to place high here and help the Vallejo team scoring. James Redd (Fontana) moved to a Heat 4 win Evans' absence in 21.50 (+1.74). Again, with everyone together and pushing all-out in the Finals the half-lap event would be another special one.

A surprisingly short time (only 30 minutes) after the 100 many of the same group lined up for what would be a great 200. After the 200 qualifying the night previous and his effort over 100 meters, all eyes were on Riley Washington in Lane 5, with his reaction to the gun interestingly the slowest in

the field. Gentry Bradley has always been a bit better at the 200 than the 100, with his efforts around the turn when he is all-out really a neat piece of work to watch. With 3.05 meters per second of wind behind the group, over the allowable for record purposes, the



GENTRY BRADLEY—200 Meters

Photo by Bill Cockerham

6-0 175 pound Bradley had a full two meters on the field as he blazed into the straightaway from the wide confines of Lane 6. Washington raced a spirited last 100, eating up most of the lead, but Bradley was the winner by a half a meter in a fine 20.97w-21.02w. Bradley will be a fine college sprinter.


Finals:

- | | | |
|---|------------------------------|-------|
| 1 | Gentry Bradley (12) Pius X | 20.97 |
| 2 | Riley Washington (12) SoWest | 21.02 |
| 3 | Anthony Volson (11) Merced | 21.16 |
| 4 | Brian Lewis (11) Highlands | 21.60 |
| 5 | Derek Sheppard (12) Lincoln | 21.61 |
| 6 | James Redd (12) Fontana | 21.70 |
| 7 | Rod Branch (11) St. Mary's | 21.74 |
| | Scott Hammond (12) Lincoln | DNF |
| | Richard Dupree (12) MiPleas | DNF |
- Heat 1: 1. Volson (Merced) 21.48. (Non-qualifiers included:) 3. Hazel (Gahr) 21.97, 4. Davis (Santa Ana Valley) 22.17, 5. Lloyd (Carson) 22.40, 6. Zent (Santee West Hills) 22.75. Heat 2: 1. Washington (San Diego Southwest) 21.08, 3. Shepard (SF Lincoln) 21.57. (Non-qualifiers included:) 7. Cates (Locke) 22.58. Heat 3: 1. Dupree (San Jose Mt. Pleasant) 21.33, 2. Lewis (Sacto Highlands) 21.51, 3. Hammond (San Diego Lincoln) 21.61. (Non-qualifiers included:) Serpas (Birmingham), Tyler (Millikan) DNR. Heat 4: 1. Redd (Fontana) 21.50, 2. Branch (Berkeley St. Mary's) 21.62. (Non-qualifiers included:) 4. Jones (Gardena) 22.27, Evans (Vallejo) DQ.

400 Meters

A big early-season showdown had Derek Shepard (Lincoln, San Francis-

co) take Mt. Pleasant's Richard Dupree 46.68-46.72. Milton Hughes (Stagg, Stockton) had conquered Shepard at Mt. SAC in 47.08, but dropped this event to concentrate against a super 800 meter field this weekend. James Redd (Fontana)



DEREK SHEPARD—400 Meters

Photo by Bill Cockerham

steadily improved over the season, racing 47.29 in the Section State Qualifier. Tough Chrystin Wuthrich (Wilson, Long Beach) 47.70, Jimmy Johnson (Mission San Jose, Fremont) 47.87, and the strong St. Mary's (Berkeley) duo of Jesse Wilson (47.81) and Damien Sullivan (47.97) were under 48.0. Future great in the field is soph Andre Desaussure (Royal, Simi Valley) who showed aggressive style in a 48.37 Southern Section run.

A trio definitely emerged ahead of the pack during qualifying. James Redd (Fontana) accelerated past early Heat 1 leader, impressive junior Jimmie Johnson (Mission San Jose, Fremont), down the stretch in a 47.99 win. Richard Dupree raced as controlled a 47.68 as ever has been seen in taking Heat 2 over Edward Turner (Morning-side, Inglewood) 48.00 in Heat 2, with Dupree's piston-like short and controlled stride seeming to put no limits on his eventual potential. Richard can be world-class if he sticks with the sport. Heat 3 was taken by Derek Shepard (despite what other spellings you may have seen Shepard is the correct spelling), with the Bay area star racing 47.92 from the farthest outside Lane 8, not seeing anyone else the entire event. With team and individual honor on the line in the Finals, Redd, Dupree and Shepard appeared capable of well under 47.0.

Interestingly, Richard Dupree was not present at the starting line for the 400 finals, with rumors of motel shenanigans Friday evening requiring Coach Steve Nelson to scratch his star from Saturday's meet. With the air kind of let out of the event, Derek Shepard took things out, and was the early leader through 100 meters. Jack Beloney, talented junior from Oak Grove in the Central Coast Section, really charged the backstretch, leading through the 200 meter point at 22.7. Shepard was a meter back there, but really went to work the third 100 meters around the south turn. Charging through the 300 at 34.6, Shepard had a four meter lead at that point, with James Redd able to take a meter off of that down the final stretch, with the San Franciscan emerging the winner 46.95-47.25. Shepard probably ran under 47.0 as many times as any state one lapper in recent years.

Finals:

- | | | |
|---|--------------------------------|-------|
| 1 | Derek Shepard (12) Lincoln | 46.95 |
| 2 | James Redd (12) Fontana | 47.25 |
| 3 | Chrystin Wuthrich (12) Wilson | 48.04 |
| 4 | Edward Turner (11) Morningside | 48.09 |
| 5 | Jesse Wilson (12) St. Mary's | 48.41 |
| 6 | Jimmie Johnson (11) MissSJ | 48.81 |
| 7 | Anthony Davis (12) SAna Vly | 49.42 |
| 8 | Jack Beloney (11) Oak Grove | 49.54 |
- Richard Dupree (12) Mt. Pleasant DNR
Heat 1: 1. James Redd (12) Fontana 47.99, 2. Jimmie Johnson (11) Mission San Jose 48.54, 3. Jack Beloney (11) Oak Grove 48.96, 4. Jaye McMillan (12) Gardena 50.11, 5. Jose Curiel (11) Live Oak 52.25, Akiem Brown (12) Serra DNF, Mike Barta (12) Rio Americano DQ. Heat 2: 1. Richard Dupree (12) Mt. Pleasant 47.68, 2. Edward Turner (11) Morningside 48.00, 3. Anthony Davis (12) Santa Ana Valley 49.03, 4. Jerry Harris (11) Morse 49.71, 5. Eric Alston (12) Pittsburg 49.79, 6. Mike Moquel (12) Birmingham 50.57, 7. Damian Bradshaw (12) Tulare Western 51.25. Heat 3: 1. Derek Shepard (12) Lincoln 47.92, 2. Chrystin Wuthrich (12) Wilson, LB 48.99, 3. Ben Martinez (11) Belmont 49.40, 4. Damien Sullivan (12) St. Mary's 49.44, 5. Allen Lolius (12) Bakersfield 50.01, 6. Rodney Jolter (11) Castlemont 54.88, Eddie Barragan (12) Vallejo DNF. Heat 4: 1. Jesse Wilson (12) St. Mary's 48.72, 2. Andre Desaussure (10) Royal 49.17, 3. David Bauer (12) Madera 49.71, 4. Paul Bell (12) Sequoias 50.15, 5. Alex Vandyle (12) Luther Burbank 50.48, 6. Rashaan Salaam (12) LaJolla Country Day 51.42, Jaffers Bailey (12) El Camino Real DNF.

800 Meters

The event of the Meet was the Boys 800 Meters. Bryan Woodward (Poly, Long Beach) had raced 1:50.76 to win

CIF / Reebok California State Meet

at Arcadia, with Milton Hughes (Stagg, Stockton) SAT'ing that weekend, but coming back with a 1:51.06 at Mt. SAC the next weekend. Brian Wilkinson (Merced) had raced 4:11.17 to win the 1600 at Arcadia against all the State's best, and had a 1:51.19 800 best in trading wins all spring long with Hughes. Mike Katri (Fortuna), State Division IV Cross Country Champion, had dallied in the 1600 early in the season, but came back to the two lap event and was down to 1:51.22 in the North Coast. Each of the above runners offers interesting contrasts. Woodward is a large and very powerful runner. Bryan ran Cross Country this Fall, and had relayed as fast as 47.0 this spring, but his ace card was overall strength. Hughes is a tall, loping runner who had run 47.08 in the Open 400m event, and seems to float weightless over the ground. Wilkinson is an average-sized junior with a great blend of speed and endurance, with great potential shown since his ninth grade year when he ran 1:57.5 for 800 meters. Katri offers a good blend of cross country runners endurance and above average speed. There was back-up to the above group with thirteen entered in the State Meet with bests of under 1:54.0! Event novices Adam Herndon (Bishop O'Dowd, Oakland) 1:52.65 and John Lockard (Logan, Union City) had raced 1:53.03 behind North Coaster Katri, with Alfonso Mitchell (Monterey) the event darkhorse off a 1:53.01 best and comfortable Central Coast wins.

The Merced crew took one look at the schedule with Wilkinson's 800-1600 double and wanted no part of it. We all remember Coley Candaele staggering in at the finish of the State Finals 800 a couple of years back after winning the 1600. All the above mentioned favored trio were heat winners on Friday. Woodward had to put out the least, with the Long Beach Poly star getting out in front and keeping it slow through a 56.4 opening 400 (1:26.0 600m), then holding the pack back over the final 150 meters during a 1:56.58 Heat 1 win. Woodward's slow pacing set up his win, but no one in that heat moved onto the Finals. Heat 2 had Mike Katri following very impressive Monterey junior Alfonso Mitchell through a 54.7 400 before moving by down the backstretch and maintaining a five meter margin through the tape in a 1:53.70 win. Milton Hughes was his usual awesome self

in Heat 3, bounding out through 26.0-54.7-1:21.8 half lap splits, having a 20 meter lead through the 600, then seeming to jog in to his 1:52.85 heat winning time. Talented Duarte junior, Nathan Woods, battled with soph Vondre Armour (Bakersfield) through the 600 in Heat 4, with Woods winning at 1:53.33 and Adam Herndon (O'Dowd, Oakland) next at 1:53.95. It took 1:54.47 after Woodward's automatic winning 1:56 was taken out to make the nine person final. This one would be worthy of all of our attention in Saturday's finals.

The Finals in this event let no one down. It was a classic race. It was fast, but there was an element of tactics with so many good competitors involved. Bryan Woodward was the leader as the event cut for the pole after going around the first turn in lanes. Junior Nathan Woods adopted a familiar position off the Long Beach Poly star's shoulder as they came through the 200 at 25.3. Armour moved to third off Woods' shoulder as they

Wilkinson under uncrowded conditions. Hughes had no place to go down the backstretch. Past the 600 mark at 1:21.2 Katri had a couple meter lead. Just past that point Hughes motored around those ahead of him and went in chase. During a furious homestretch sprint Katri maintained a one meter margin into the tape, with the cross-country star emerging victorious over the 47.0 400 meter runner Hughes, 1:49.56-1:49.64. Woodward was third at 1:50.22. We should hear from that first trio in a big way during their college careers. Rumors had Katri at Humboldt State or Oregon, Hughes at Arkansas, and Woodward at Georgetown, all great choices.

Finals:

- 1 Mike Katri (12) Fortuna 1:49.56
- 2 Milton Hughes (12) AA Stagg 1:49.64
- 3 Bryan Woodward (12) LBCh Py 1:50.22
- 4 Nathan Woods (11) Duarte 1:52.70
- 5 Adam Herndon (12) O'Dowd 1:53.47
- 6 Vondre Armour (10) Bkersfield 1:53.72
- 7 Brian Steip (12) Peninsula 1:53.77
- 8 Alfonso Mitchell (11) Monterey 1:56.93
- 9 Nick Collins (12) Castlemont 2:01.33



MIKE KATRI-800 Meters

Photo by Bill Cockerham



DANIEL DAS NEVES

1600 Meters

Photo by Kirby Lee

headed into the homestretch, with Milton Hughes running on the pole, comfortably loping behind the leading trio. The 400 went by at 53.0. As the race headed into the backstretch it was Mike Katri who made the first decisive move of the event, charging by and into the lead. No one seemed really ready to respond, with Hughes' position in the event at that point a negative factor. The Stockton star has never really had to run in one of these events where he had to deal with a talented pack, rather dominating local fields off a quick start or racing against local rival Brian

Heat 1: 1. Bryan Woodward (12) Long Beach Poly 1:56.58, 2. Greg Robeson (12) Mt. Carmel 1:56.75, 3. Joel Lopez (12) Fillmore 1:57.02, 4. Colin Dean (11) Bishop O'Dowd 1:57.06, 5. Tyson Thomas (12) St. Francis 1:59.34, 6. Ramone Clark (11) Dorsey 2:05.12, 7. Spurgeon Edwards (11) McAteer 2:12.80. Heat 2: 1. Mike Katri (12) Fortuna 1:53.70, 2. Brian Steip (12) Peninsula 1:54.30, 3. Alfonso Mitchell (11) Monterey 1:54.57, 4. Jeff Dresser (12) Del Campo 1:56.38, 5. Nyrone Bernard (12) Venice 1:56.49, 6. Greg Wheeler (11) Shasta 1:58.43. Heat 3: 1. Milton Hughes (12) Stagg 1:52.85, 2. Nick Collins (12) Castlemont 1:54.45, 3. John Lockard (11) Logan 1:56.83, 4. Anthony Fisher (12) Maranatha 1:57.06, 5. Travis Jackowski (12) Mira

Mesa 1:59.69, 6. Orlando Bustamante (12) Locke 2:00.82, 7. Adrian Garcia (11) Roosevelt 2:05.66. Heat 4: 1. Nathan Woods (11) Duarte 1:53.33, 2. Adam Herndon (12) Bishop O'Dowd 1:53.95, 3. Vondre Armour (10) Bakersfield 1:54.37, 4. Scott Cervilli (10) Santa Theresa 1:56.44, 5. Omar Napanjo (12) Garfield 1:56.51, 6. Jesse Camp (10) El Capitan 1:56.55, Brian Wilkinson (11) Merced DNF.

1600 Meters

The four lap event was another great one! Brian Wilkinson (Merced) had shocked with a 4:12 in winning at Fresno in early April, then blazed 59.2 for the final 400 in a big 4:11.17 Arcadia win. Daniel Das Neves (Helix, La Mesa), the Brazilian over-age junior (this will be his last season of eligibility) was 4:08.63 and 3:48.73 for 1500 meters. Wilkinson comes from more of a half-milers perspective (1:51.19 best), with Das Neves a Kinney National Finalist in Cross-Country.) The race here would be a classic, with Das Neves needing to push the pace, something he was not able to do sufficiently at Mt. SAC over 1500 meters, where he finished 5th in 3:55.45, with Angel Martinez (San Gabriel) winning at 3:50.47.

There were many others with talent! Jeff Wilson (Newbury Park) let it out in the Southern Section State Qualifier, racing 60.0 for the final 400 in a 4:09.75. The Southern Section was strong again, with T.J. Reyes (Lakeview) 4:10.29, last year's State runner-up Todd Tressler (San Marcos, Santa Barbara) 4:10.70, Goss Lindsey (Peninsula, Rolling Hills Estates) 4:11.58, and Ryan Wilson (Agoura) 4:12.44. Brian Keim (San Pasqual, Escondido) 4:13.80 was good from San Diego.

The 1600 meter heats were pretty tough, as advertised. Daniel Das Neves showed surprising staying power in Heat 1, maintaining the lead through 3:16.6 at the 1200 mark, then keeping ahead of sub-1:54 800m runners Brian Wilkinson, Todd Tressler, and Goss Lindsey during the final 150 meter sprint to win at 4:16.07. The mentioned foursome were the qualifiers out of the first Heat. TJ Reyes pushed heat two after a 66.5 opening 400, racing the second lap in 63.6, with Jeff Wilson taking over at 3:13.7 for the 1200. Jeff kept ahead of surprising Foothill (Bakersfield) junior Terry Hickey, Reyes, Ryan Wilson, and Brian Keim to win that race at 4:15.92, with five qualifiers from that event. Great race coming up in the Finals!

CIF / Reebok California State Meet

Boy, there were a lot of great races in this Meet, with this one fulfilling most everyone's expectations. Interest seemed to center around how the tough distance runner, Das Neves, could hold up to the finishes of Wilkinson, Lindsey, and Tressler, all of whom were sub-1:54 800m runners, and Jeff Wilson, who had intensity to finish with anyone. The talented group started the event casually, with the pacing duties handed to Terry Hickey, with the pack 63.7 through the 400. Things continued to dwindle during a 32.9 third 200 (4:23 1600m pace), with Jeff Wilson taking over the lead at the 800 at 2:08.9 (4th 200 32.3), and upping the ante. Wilson accelerated to 31.4 for the fifth half lap (1000 meters 2:40.3), with all but Brian Keim still part of the pack. Goss Lindsey took the lead down the homestretch as the group headed for the gun, with a big last lap assured. Goss was ahead through 3:11.7, with Das Neves closest. During a big last lap sprint the Brazilian edged ahead, and surprisingly accelerated once again better than anyone in the field over the final 150 meters, winning by ten meters over Lindsey at 4:09.54. Daniel was under 58.0 for the final 400, with a 2:00.0 last two laps! Hopefully the charge of Luis de Oliveira, famous a few years back for his guidance of Mary Decker and Joaquim Cruz, will grace a local college with his talents for the next four years. His two consecutive state meet wins in real pressure cooker situations show the class and preparation of the fine Helix star. **Finals:**

1 Daniel DasNeves (11) Helix 4:09.54
 2 Goss Lindsey (12) Peninsula 4:11.25
 3 Brian Wilkinson (11) Merced 4:11.57
 4 Jeff Wilson (12) Newbury Park 4:12.42
 5 Ryan Wilson (11) Agoura 4:13.25
 6 Todd Tressler (12) San Marcos 4:14.18
 7 T.J. Reyes (12) Lakewood 4:16.39
 8 Terry Hickey (11) Foothill 4:17.55
 9 Brian Keim (12) San Pasqual 4:26.24
Heat 1: 1. Daniel DasNeves (11) Helix 4:15.95, 2. Brian Wilkinson (11) Merced 4:16.07, 3. Todd Tressler (12) San Marcos 4:16.21, 4. Goss Lindsey (12) Peninsula 4:17.68, 5. Mark McManus (12) St. Ignatius 4:19.99, 6. Jeff Hartlin (12) Amador Valley 4:21.00, 7. Mike Powers (10) Fremont Christian 4:23.54, 8. Keith Hensley (11) El Cajon Valley 4:23.55, 9. Polo Duarte (12) Madera 4:24.40, 10. Darren Holman (9) Sonora 4:26.43, 11. Dave Flynn (12) Alhambra 4:41.06, 12. Colin Marian (12) Birmingham 4:42.79. **Heat 2:** 1. Jeff Wilson (12) Newbury Park 4:15.92, 2. Terry Hickey (11) Foothill 4:15.93, 3. T.J. Reyes (12) Lakewood 4:15.99, 4. Ryan Wilson (11) Agoura 4:16.85, 5. Brian Keim (12) San

Pasqual 4:17.25, 6. Chris Gaston (12) Cardinal Newman 4:27.42, 7. Morris Giddens (11) Gardena 4:28.18, Alvaro Mejia (11) Birmingham 4:28.45, 9. Tyson Thomas (12) St. Francis 4:29.72, 10. Ahmik Jones (12) Livermore 4:30.86, 11. Jose Trujillo (12) Golden West 4:33.81, 12. Charles Williams (11) Hogan 4:34.98, 13. Jared Scoures (12) West Valley 4:35.52, 14. Dan Lilot (12) Lowell 4:36.85.

3200 Meters

Angel Martinez (San Gabriel) is the nation's most talented distance runner. He has not won them all, and has had some problems with eligibility, and if you talk to Coach Michelle Bucchichio a love for full-court basketball the day of track meets. Anyway, it seemed to be coming together near the end of his senior year, as he pulled away from a very good pack to win the Southern Section qualifier at 8:56.99 with a 4:24.8 final 1600 and 2:06 final 800. Daniel Das Neves (Helix, La Mesa) was 9:10.87 and 8:20.59 (3000m) during the season, with the 1600 heats on Friday and tough 1600 Final on Saturday prior to the race here Saturday evening. The Southern Section's Margarito Casillas (Hoover, Glendale) 9:05.79 and Fernando Mendoza (Channel Islands, Oxnard) 9:08.78 were the only other ones who seemed talented enough to stay with Angel for a while, with tall Cruz Gallegos (Centennial, Corona), strong in Cross Country, shocking with improvement late in the season that had him run 4:14.70 and 9:11.74 for the two distance events. Jorge Rivera (Delano) was 9:17.67 at the end of a Central Section double, with junior Nazario Romero (San Pasqual, Escondido) 9:15.51, and Jason Balkman (Lynbrook, San Jose) a future great off his 9:22.15 as a frosh athlete.

Angel Martinez was interested in a fast time here, but had never run the event yet this season with a fast first 1600. Fine Delano junior Jorge Rivera led the pack through the first lap in a quick 63.3, with Martinez taking the lead through the 800 at 2:12.2. Angel and tall Cruz Gallegos rolled through 3:18.4 and 4:25.1 lap posts, with the duo having a thirty meter lead over the pack at the end of four circuits. Rolling through laps of 69.1-70.0 and 70.9 Martinez finally shook Gallegos to lead by 40 meters at the gun. Showing real spirit while racing all by himself over the final lap, local distance fans had their last look at the special San Gabrielian, as he raced 61.4 for that last 400 and an 8:56.34 win. Angel ran

8:56 as a soph, and with a decision to concentrate on 1500-mile events for the rest of the summer, ending his



ANGEL MARTINEZ—3200 Meters
 Photo by Bill Cockerham

senior year far short of the time he could have run with good, steady competition and help during the latter parts of a 3200m event. Gallegos finished the season as the most improved distance runner in the nation at 9:02.90 in second. Jacques Sallberg (Muir, Pasadena) made another addition to the nation's most impressive set of school records with his 9:04.19 in third.

Final:
 1 Angel Martinez (12) San Gab 8:56.34
 2 Cruz Gallegos (12) CentCor 9:02.90
 3 Jacques Sallberg (12) Muir 9:04.19
 4 Daniel DasNeves (11) Helix 9:05.42
 5 Fernando Mendoza (12) ChlSid 9:06.78
 6 Nazario Romero (11) SPasq 9:08.14
 7 Margarito Casillas (11) Hoover 9:11.52
 8 Mike Prindville (11) DeLaSalle 9:13.50
 9 Jorge Rivera (11) Delano 9:16.84
 10 Ricardo Brewer (11) No.Bkfld 9:17.40
 11 David Monk (12) Fairfield 9:19.83
 12 Mabrakon Kefezighi (10) SD 9:19.95
 13 Jason Tackette (11) MirLoma 9:20.47
 14 Stuart Ellington (12) Milpitas 9:21.59
 15 Matt Creason (10) Eureka 9:21.88
 16 Austin Matulonis (12) OakRid 9:25.63
 17 Jason Balkman (9) Lynbrook 9:26.90
 18 Alvaro Mejia (11) Birmingham 9:30.75
 19 Polo Duarte (12) Madera 9:32.58
 20 Morris Giddens (11) Gardena 9:33.00
 21 Mohammed Elmi (10) Mt. Pl 9:37.59
 22 James Scarbrough (12) Skyl 9:37.60
 23 Mall Miles (12) Shasta 9:37.90
 24 John Kelly (10) DeLaSalle 9:38.05
 25 David Irias (12) Belmont 10:03.1
 26 Alex Smith (12) Lowell 10:05.9
 27 Matt Gruner (12) Fairfax 10:10.5
 Ahmik Jones (12) Livermore DNF

110 Meter High Hurdles

Chris Redmond (Vallejo) came on strong with a 14.04w in Section Finals action, with Charlie Davidson (Saddleback, Santa Ana) best from the south with a 14.27 State Qualifier. Demond Smith (Hawthorne) 14.35 had big-meet experience, with tall Keith Moton a 14.39 best. Relative unknown Anthony Brockington (Stagg, Stockton) followed Redmond in the Sac Joaquin Finals at 14.38w. Drue Powell (Reseda) won the L.A. Citv at 14.50 (into the wind) with Terry Fulton (Mt. Pleasant, San Jose) 14.46 running for Championship team points.

In Heat races Demond Smith looked very solid in #1, racing 14.32 (+1.53 wind), with Charlie Davidson blasting a 14.00w (+2.63) in the second qualifier. Marcus Stokes, from a tiny private school, Thacher of Ojai, was more surprising in Heat 3, using +2.22 meters per second of wind to blast 14.07w. Chris Redmond (Vallejo) was a steady final Heat winner with a 14.11 (+1.87). Vallejo would be in the thick of the team contest on Saturday night, with Smith and Davidson consistent, fierce competitors.

Charlie Davidson, peaking in fine style, was off to a great start in the Finals (wind +2.09 mps) in Lane 5, with Chris Redmond (Lane 4) slowest out of all in the field. After the race settled down after a couple of hurdles Demond Smith (Lane 6) lead the chase after Davidson, steadily gaining, but never really getting close enough to establish contact to the flying Saddleback athlete two lanes to his inside. Davidson was the winner in a fine 13.94w-14.10w (Smith). Pre-meet favorite Redmond closed to the tail end of the lead pack by the last flight or two, but appeared to give up over the tenth barrier and run-in to slip to seventh.

Finals:
 1 Davidson (Saddleback) 13.94w
 2 Smith (Hawthorne) 14.10
 3 Powell (Reseda) 14.16
 4 Stones (Thacher) 14.17
 5 Banner (Birmingham) 14.26
 6 Redmond (Vallejo) 14.39
 7 Fulton (San Jose Mt. Pleasant) 14.65
 8 Bailey (Vista Ran Buena Vista) 14.83
Heat 1: 1. Demond Smith (12) Hawthorne 14.32, 2. Josh Bailey (12) Rancho Buena Vista 14.61, 3. Lisle Babcock (12) Monache 14.67, 4. Quincy Ruffin (12) St. Francis 14.68, 5. Jaffers Bailey (12) El Camino Real 14.93, 6. Jason Neuss (12) Livermore 15.33, 7. Roderick Weatherby (12) Lincoln

CIF / Reebok California State Meet

16.42. Heat 2: 1. Charlie Davidson (12) Saddleback 14.00, 2. Drue Powell (11) Redwood 14.39, 3. Keith Moten (12) Loyola 14.40, 4. Ian Hatada (12) Casa Roble 14.66, 5. Eric Thompson (12) Fallbrook 15.01, 6. Chris Christofferson (12) Oroville 15.25, 7. Anthony Montgomery (10) St. Mary's 15.45. Heat 3: 1. Marcus Stokes (12) Thacher 14.07, 2. Raymond Banner (12) Birmingham 14.33, 3. Damon Bagley (12) Lemoore 14.67, 4. Anthony Brockington (12) Stagg 14.71, 5. Ross Bomben (11) Liberty 15.22, 6. Joel Castillo (12) No. Monterey 15.57, 7. Damien Victor (12) Kearny 20.71. Heat 4: 1. Chris Redmond (12) Vallejo 14.11, 2. Ryan Crane (12) Dana Hills 14.34, 3. Terry Fulton (12) Mt. Pleasant 14.57, 4. Junior Dominguez (12) Eureka 14.69, 5. Larry Parker (10) Bakersfield 15.15, 6. James Brownlee (12) Manual Arts 15.32, 7. Jason Williams (10) Castle-mont 15.65.

300 Meter Intermediate Hurdles

Chris Redmond (Vallejo), sixth in last year's State Meet, look over the state lead with a 37.44 Sac Joaquin win, with Demond Smith (Hawthorne), runner-up last year in this meet, 37.49 in Southern Section action. Greg Muniz (Woodbridge, Irvine) was 37.72 in Section action, with Keith Moten (Loyola, L.A.) 37.75, and soph Ken Haslip (Muir, Pasadena) the event's future with a smooth step pattern at 37.83. Rashid Gayle (Roseville) had a number of good races with a 37.94 from the Sac Joaquin Section.

Chris Redmond's patience was tried in Heat 1, where Marcus Stokes (Thacher, Ojai) went out very hard, and held on to qualify in second at 38.46, with the Vallejo favorite showing a steady and controlled step pattern that had him run 38.02 for the win. Demond Smith, coming on so very gradually during the entire outdoor season, looked so ready this weekend, with an impressive 37.97 Heat 2 win. Greg Muniz continued his super season, edging in ahead of Rashid Gayle 37.69-37.75 in Heat 3. Muir soph Ken Haslip settled down to run a good last five hurdles and win Heat 4 at 38.78, with favored Keith Moten smashing the seventh hurdle and slowing to a non-qualifying time in second.

In the Finals, those across the middle of the track, Smith (lane 4), Muniz (5), Gayle (6), and Redmond (7) were equal through three flights. As the race charged around the turn, Redmond started to sail over the barriers slightly ahead of the others, having a two meter lead as the final 100 meters

down the straightaway began. Smith edged up to the Vallejo star by the final barrier, with Redmond banging into the final hurdle, losing the lead and staggering across the line in second 37.34-37.69. Smith has shown a ton of potential during his career. He spent much of the last winter in therapy to correctly heal some serious leg problems, with his successful season a tribute to the patience he and Coach Kye Courtney showed along the way.

Finals:

1 Demond Smith (12) Hawthorne 37.34
 2 Chris Redmond (12) Vallejo 37.66
 3 Kenny Haslip (10) Muir 37.69
 4 Greg Muniz (12) Woodbridge 37.88
 5 Marcus Stokes (12) Thacher 38.01
 6 Rashid Gayle (12) Roseville 38.61
 7 Jeff Heller (12) Palo Alto 38.67
 8 Junior Dominguez (12) Eureka 38.92
 9 Kyle O'Neil (10) Bella Vista 39.24
 Heat 1: 1. Chris Redmond (12) Vallejo 38.02, 2. Marcus Stokes (12) Thacher 38.46, 3. Charlton Jordan (11) Washington 39.26, 4. Terry Woods (12) Roosevelt 39.31, 5. David Swan (12) St. Ignatius 40.00, 6. Jason Brown (12) Northgate 41.19, Cameron Ricks (12) San Diego DQ. Heat 2: 1. Demond Smith (12) Hawthorne 37.97, 2. Kyle O'Neil (10) Bella Vista 38.82, 3. Junior Dominguez (12) Eureka 38.94, 4. Terry Fulton (12) Mt. Pleasant 39.09, 5. Ray Cole (12) Lincoln 40.86, 6. Michael Johnson (12) Chatsworth 40.93, George Harris (12) Oakland DQ. Heat 3: 1. Greg Muniz (12) Woodbridge 37.69, 2. Rashid Gayle (12) Roseville 37.75, 3. Jeff Heller (12) Palo Alto 38.96, 4. Dave Patten (12) Benicia 40.38, Damon Bagley (12) Lemoore DNF, Helmer Vallejos (12) Belmont DNF, Steve Esselman (12) Poway DQ.

400 Meter Relay

Mt. Pleasant blasted 41.15 in mid-Spring, bolstered by Rob Rice's continued improvement and everyone becoming healthy. Unfortunately, they could not get the stick around during a Section qualifying race, and they were out of the picture here and the dq cost them dearly in the team struggle. With everyone healthy Coach Steve Nelson's crew was untouchable by this year's State crop.

Vallejo had the fastest Section Finals time (41.50), with surprising Bishop Amat (La Puente) 41.60 to take a good Southern Section group. Bakersfield has flat out gotten more out of its team members than perhaps any California prep team in history, racing their 41.61 Section Finals win without a sprinter who could consistently run under 11.0 for 100 meters on the flat. One can understand how so

many Texas teams are able to run at 41.0 or better when you see the talent they have and what Bakersfield did with its team this year. West Bakersfield, led by frosh stars Marques Hollwell and Bryan Howard raced 41.71 with visual hand-offs in their Section Meet. Highlands (North Highlands-Sac Joaquin Section) was 41.46 earlier in the year, with Merced appreciating some points here from its 41.95 group in the team struggle.

One gained a sense for where the power in the sport was going in this event, with the Sac Joaquin section taking three of the four heats with their three entrants. San Geronio (San Bernardino) was one of the few good Southern Section teams to hold together over the end of the season, winning Heat 1 in 42.28. Anthony Volson blasted a 9.6 flying 100 meter start anchor in Heat 2 for Merced, with Southern Section 100m champion Dione Tyler (Milikan) pulling a hamstring while his team was in contention with 50 meters to go, and Bakersfield running out of magic this weekend, never getting off the second exchange. In Heat three Highlands survived a lead-off runner doing some real acrobatics to get back into his lane before a violation was called after veering across the lane line 80 meters into his leg, with Brian Lewis looking solid on the anchor in a 42.12 win. Vallejo, with Ali Evnas blasting the back-stretch in 10.0 into a very solid wind, and Chris Redmond 10.0 on the anchor, took Heat 4 at 41.78 for the day's only time under 42.0. Vallejo's vet 1600m relay team was strong, and with Evans in the sprints and Redmond solid in the hurdles, the Apaches looked tough as a team.

The finals was an interesting race, with this first running event during Saturday's Finals action also a very pressure packed one for participants. The time was the slowest for any big meet of the year, but it was a good race. After a basically even first leg, Ali Evans flew the backstretch for Vallejo in 10.1 against the wind to move his team into the lead. Hawthorne was second at that point. Morningside was running a steady team race, with anchor runner Edward Turner moving into the lead during a smooth third exchange. Down the stretch it was Highlands junior Brian Lewis who flew by teams, almost, but not quite, collaring Morningside's Turner at the tape 42.04-42.06. Vallejo was third in

42.08.

Finals:

1 Morningside (Morningside)	42.04
2 Highlands (Highlands)	42.06
3 Vallejo (Vallejo)	42.08
4 Hawthorne (Hawthorne)	42.21
5 Merced (Merced)	42.26
6 San Geronio (San Geronio)	42.31
7 St. Mary's (St. Mary's)	42.45
8 Pittsburg (Pittsburg)	43.53
Morse (Morse)	DNF

Heat 1: 1. San Geronio 42.28, 2. Morse 42.34, 3. Hawthorne 42.55, 4. Pittsburg 42.63, 5. West Bakersfield 42.78, 6. Reseda 43.21, Oakland DQ. Heat 2: 1. Merced 42.02, 2. University City 43.01, 3. Belmont 43.32, 4. Milikan 43.58, 5. Encinal 44.11, Bakersfield DNF, Westmoor DNF. Heat 3: 1. Highlands 42.12, 2. St. Mary's 42.37, 3. Bishop Amat 42.81, 4. Lincoln Prep 43.07, 5. Red Bluff 44.64, Leland DNF, Birmingham DNF. Heat 4: 1. Vallejo 41.78, 2. Morningside 42.31, 3. Carson 42.71, 4. McAt-ear 42.72, 5. Carlmont 43.55, 6. James Logan 43.65, Lemoore DQ.

1600 Meter Relay

St. Mary's (Berkeley, bolstered by fine open competitors, Jesse Wilson (47.81) and Damien Sullivan (47.97), had been as low as 3:13.19 in their League Finals! Long Beach Poly defeated defending State Champion Morningside (Inglewood) 3:14.52 in Section State Qualifying action off of Bryan Woodward's 47.0 anchor, then were disqualified as their lead-off runner ran too many steps on the line. Foothill (Santa Ana) steadily improved to 3:15.10. Sac Joaquin teams were Vallejo 3:14.92 and Valley (Sacramento) 3:15.4. Dorsey (L.A.) was an easy L.A. City winner with the bodies to roll much faster than their 3:18.86 win there. The real key here may be Mt. Pleasant (San Jose) 3:18.32, with tremendously talented Richard Dupree (46.72 and defending State Open 400 meters) probably able to pull at least 10 meters on any anchor runner in the field.

The end of a State Prelims evening can be kind of interesting. Many teams and individuals who have been used to having their way in local action have had one or a few bad breaks along the way and by this time of night you can often throw the form sheets out the window. Vallejo closed with a big-time anchor of 47.3 in Heat 1 top place a qualifying second to Valencia (Placentia) 3:17.85-3:18.08. Foothill (Santa Ana) was 49.7-48.7 (Ethan Taub)-50.6 and 47.9 (Aaron Taub) in a 3:16.49 Heat 2 win, with Bakersfield next at 3:16.92 and 3:15.4 team Valley of Sacramento

CIF / Reebok California State Meet

way back. St. Mary's (Berkeley) threw out the big challenge in Heat 3, winning by 50 meters while blasting a 3:12.83 off of 47.8-48.5-48.3 and 48.3 splits. Defending State Champions Morning-side looked solid in Heat 4, with Edward Turner racing 46.9 on leg 2 for the 3:16.65 winners.

One has so much fun at the State Championships, with the Meet rolling along fairly quickly. It is surprising to look up after what seems like no more than a dozen events total and it is all about to end with the 1600m relay. It seems too short, but this usually provides an exciting close to the meet and season. It had been crash and burn time for a few teams, as usual, with a surprising Bakersfield team, off Jeff Buckley's high weight placings and maybe something here, a possible winner. Remember, the Drillers had a 41.61 400m relay team not finish in their heat, so it had been by no means a perfect weekend for them either. Anyway, the fireworks started early here. Mike Kennedy of the L.A. Times and Track & Field News usually forgets his stopwatch, so we try to assign him easy tasks when it comes to relay splitting when he does show up ready to go. St. Mary's kind of seemed like a sure thing with little chance of Mr. Kennedy blowing the splits. A 48.3 opener and 49.4 second leg put St. Mary's out in front at the second exchange, but the heavily favored team shockingly dropped the baton at that point! Defending Champions, Morning-side, off efforts of 49.6 from Levest-er Williams and 47.9 from Travion Harris took the lead at that point, with the St. Mary's third runner totalling 53.9 with the five seconds spent chasing the baton added on. Jesse Swayze was 50.6 on the third leg for Morning-side, with Foothill (Santa Ana), off 50.8 legs from Nate Kuchera, 49.6 from Tad Heath, and 48.4 from Ethan Taub closing down. Edward Turner showed consummate confidence during a 47.3 anchor to take the 'Side to a repeat title in the event at 3:15.37, with Aaron Taub anchoring Foothill at 47.9 in their 3:16.81 runner-up effort. Meanwhile, Bakersfield had worked its way up through the field, with soph Vondre Armour anchoring strongly in their 3:16.84 third place effort to very surprisingly take the team title with 24 points.

Finals:	
1 Morningside	3:15.37
2 Foothill	3:16.81
3 Bakersfield	3:16.84

4 Muir	3:17.87
5 Valencia	3:17.96
6 Bishop O'Dowd	3:18.38
7 Eisenhower	3:19.04
8 Vallejo	3:19.12
9 St. Mary's	3:19.98

Heat 1: 1. Valencia 3:17.85, 2. Vallejo 3:18.08. (Non-qualifiers included) 3. Dorsey 3:19.72. 4. San Diego Patrick Henry 3:21.78. Heat 2: 1. Santa Ana Foothill 3:16.49, 2. Bakersfield 3:16.92. (Non-qualifiers included) 4. Birmingham 3:23.08. Heat 3: 1. Berkeley St. Mary's 3:12.82, 2. Muir 3:18.96, 3. Eisenhower 3:19.10. (Non-qualifiers included) 4. San Diego Morse 3:21.88, 5. LA Fremont 3:22.64. Heat 4: 1. Morningside 3:16.65, 2. Oakland Bishop O'Dowd 3:19.12. (Non-qualifiers included) 5. Belmont 3:24.88, 6. San Diego Lincoln 3:28.27.

High Jump

The State had two 7-footers from the North, surprisingly consistent Todd Kelly 7-0 1/4, a junior at Big Valley (Beber), and Kevin Williams (Yuba City) 7-0. Camarillo sophomore pogostick Jeremy Fischer had jumped 6-11 1/2, with Brian Davidson (California, San Ramon) winning the Sunkist indoor way back in February at 6-11. Griffin Childers (Woodland) was 6-10 1/4, with Eli Gladden (San Lorenzo Valley, Felton) improving to 6-10 in the Central Coast Finals. Alarick Greenberry (Cabrillo, Lompoc) is consistent with a 6-10 best, with Lavelle Beloney (Del Mar, San Jose) 6-10 also. 1991 State placer, at fifth, Calvin Haynes (Corcoran—a transfer from Tulare Western) had a 6-9 1/2 best this year.

It took a fine 6-7 to make the field of ten finals, with 7-footer Kevin Williams (Yuba City) the only significant casualty, going only 6-2 in the qualifying competition. Ten were allowed into the Finals, under Section 4 Article 4 of the High School rules, which states that if there is a tie, which there was here on clearances, misses, and attempts between Eli Gladden and Jeff Nadeau at 6-7, and there is room available in the Finals competition, both should move on instead of being involved in a jump-off.

On Saturday everyone entered the competition at 6-4, with all over on their first attempt except for soph Jeremy Fischer, who cleared on his second attempt. Jeff Nadeau, Eli Gladden, Tony Carruthers, and Del Mitchell cleared 6-6 on their second trial, with Brian Davidson, never really having put it together outdoors after a 6-11 indoor effort at Sunkist, taking three attempts to get over that 6-6 barrier.

The rest of the field, Alarick Greenberry, Todd Kelly, Calvin Haynes, Griffin Childers, and Fischer, all cleared on their first trial. With the bar at 6-8 only Gladden could not clear in three attempts, with Davidson and favorite Kelly requiring three trials to be successful. Everyone else sailed over on their first attempt, with Greenberry, 91 fifth placer Haynes, and Childers totally clean records to that point with no misses. At 6-9 Childers interestingly passed, with Nadeau, Carruthers, Davidson, and Greenberry falling by the wayside, and Mitchell and Fischer requiring three attempts. Greenberry ended up 6th at 6-8 with no misses to that point. From now on the bar went up one inch at a time. Surprisingly, af-



GRIFFIN CHILDERS—High Jump

Photo by Bill Cockerham

ter one miss, Childers was the only one to get over 6-10. After misses and attempts were sorted out, Haynes finished second, with Kelly, a junior, third, and Mitchell and soph Fischer, tied for fourth.

The attention could now focus on Childers, who looked very good with only one miss (at 6-10) during the entire competition. At 6-11 Griff continued to soar, clearing on his first attempt. Despite some close attempts he was not able to get over 7-0.

Finals:

1 Griffin Childers (Woodland)	6-11
2 Calvin Haynes (Corcoran)	6-9
3 Todd Kelly (Big Valley)	6-9
4 Del Mitchell (Mt. Diablo)	6-9
4 Jeremy Fischer (Camarillo)	6-9
6 Alarick Greenberry (Cabrillo)	6-8
7 Tony Carruthers (St. Francis)	6-8
8 Jeff Nadeau (Monroe)	6-8
9 Brian Davidson (California)	6-8


Qualifiers: Jeremy Fischer (Camarillo) 6-8, Griffin Childers (Woodland) 6-8, Calvin Haynes (Corcoran) 6-8, Todd Kelly (Big Val-

ley) 6-8, Alarick Greenberry (Cabrillo) 6-8, Brian Davidson (California) 6-8, Del Mitchell (Mt. Diablo) 6-8, Tony Carruthers (St. Francis) 6-7, Eli Gladden (San Lorenzo Valley) 6-7, Jeff Nadeau (Monroe) 6-7, Lavelle Beloney (Del Mar) 6-6.

Non-Qualifiers: Jonathan Zambrano (Rancho Bernardo) 6-4, Jason Neuss (Livermore) 6-6, Larry Parker (Bakersfield) 6-2, Brad Roland (Foothill) 6-4, Dan Paine (Nordhoff) 6-4, Noah Kimbwa (Orange) 6-6, Abby Hussein (St. Mary's) 6-4, Nick Bertino (Bella Vista) 6-6, Kevin Williams (Yuba City) 6-2, David Santos (Rancho Bernardo) 6-2, James Lincoln (Birmingham) 6-4, David Shumsky (Pacific Palisades) 6-4, Clayton Zeidler (Ballarmino) 6-6, Yusuf Hasan (San Diego) 6-6.

Pole Vault

The State really had a good group,



CLARENCE PHELPS—Pole Vault

Photo by Bill Cockerham

all of whom were from Northern California, over 15-6. Clarence Phelps (Christian Brothers, Sacramento), fifth last year here, had a 16-3 best, with the state's other 16-footer, Tye Harvey (Sonora) not qualifying onto to this week's meet. Corey Johnson (El Dorado, Placerville) was 15-9, with Luis Lino (Liberty, Brentwood) 15-7 1/2, and Sean Brown (Terra Linda, San Rafael) 15-7. Over 15-6 were Travis Calkins (Tamalpais, Mill Valley) and soph Scott Slover (Leland, San Jose), whose father Bob has developed the great event tradition at Del Mar (San Jose).

The Qualifying on Friday here was probably the best in State History. Interestingly, seven of the nine finalists were from Northern California. Ten athletes cleared 15-0, with the bar having to be moved to the next scheduled height, 15-4 to sort out the top nine. As it was, Evan Black (Hes-

CIF / Reebok California State Meet

peria) was the odd-man out, clearing a seasonal best 15-0 in tenth place. At such a lofty qualifying height one could not say that anyone really performed less than satisfactory to not qualify, with good, consistent weather on Saturday assuring a great competition.

Saturday's winds, which in the past have driven people in this event crazy, remained of the fairly constant aiding variety. With the quality of this year's field, everyone in the Finals passed at 13-8, with Corey Johnson, Luis Lino, and favored Clarence Phelps passing the next 14-2 height also. Everyone in the field except for the soph Slover cleared 14-2 on their first attempt, with Scott over on his second trial. Everyone vaulted at 14-8, with all clearing on their first trial except Travis Calkins, on his second, and Jesse Stern and Sean Brown on their third try. At 15-2 the sorting out of scoring places would start. All but Calkins cleared that height, with misses starting to stack up against some. Only two would clear 15-6, with Luis Lino and Clarence Phelps both successful on their last attempt. Buddin, Brown, Stern, and Johnson were sixth through third, respectively, off misses and attempts. At 16-0 Phelps was successful on his third attempt, getting a rise out of the crowd of over 10,000, to win the event.

Finals:

- 1 Clarence Phelps (Christ Bros) 16-0
- 2 Luis Lino (Liberty) 15-6
- 3 Corey Johnson (El Dorado) 15-2
- 4 Jesse Stern (Harvard) 15-2
- 5 Sean Brown (Terra Linda) 15-2
- 6 Chris Buddin (Orange Glen) 15-2
- 7 Kjell Akerstrom (Ukiah) 15-2
- 8 Scott Slover (Leland) 15-2
- 9 Travis Calkins (Tamalpais) 14-8


Qualifiers: Lino (Brentwood Liberty), Slover (San Jose Leland), Phelps (Sacto Chris Bros), Johnson (Shingle Springs El Dorado), Calkins (Mill Valley Tamalpais), Brown (San Rafael Terra Linda), Akerstrom (Ukiah), Sternitt (Harvard) 15-4, Buddin (Escondido Orange Glen) 15-0.

Non-qualifiers: Black (Hesperia) 15-0, Gehnke (Diamond Bar) 14-8, Fipp (La Jolla) 15-4, Sigala (Garfield) Golden (El Camino Real) 13-4, Gupta (Van Nuys) Mendosa (Hesperia) N.H.

Long Jump

Robert Purdue (Valley, Sacramento) had the state's best jump a 24-3 1/4 winner at Arcadia, with his consistency a bit suspect, even though he had the best jump in a Section Finals Meet at 23-4. Gary Taylor (Morse, San Diego) was the other over 24-0 with a

jump right at that mark. Paul Bradford (Carlmont, Belmont) had jumped 23-10, with Mike Wright (North Monterey County, Castroville) 23-9 during the season.



EUGENE DREHER—Long Jump

Photo by Bill Cockerham

In qualifying, Robert Purdue, the state leader, had two fouls and a 21-11 wind-aided effort to miss qualifying for the finals, with Gary Taylor (22-9 3/4w) and Paul Bradford (22-9 1/4w) finishing ninth and tenth to barely miss moving on to Saturday. A lot of wind blew on Friday aiding the jumpers, with Eugene Dreher (Antelope Valley, Lancaster) having the only fair jump of the top nine qualifiers with a big pr 23-10 1/2. Eric Hunt (Bullard, Fresno) surprised with a 23-10 1/2w for second, with it taking 22-10 1/4w to make the field of nine finals.

The first round in the Finals on Saturday was uneventful, with three of nine with fouls, and consistent Jim Hicks of Long Beach Wilson leading at 22-9 1/4 (wind +0.70). Action heated up at the end of round 2, with Eugene Dreher sailing a big pr 24-1 1/2w (+3.96) and taking over the lead. Late find Kyione Jack was 23-5 3/4w (+3.69) on his third trial, with Dreher adding a 24-0 3/4w (+4.18) there. University of Washington-bound footballer Dave Janoski (Corona) was 23-2 1/2w (+3.94) on his fifth jump. Dreher ended the comfortable winner, with Southern Section Inland Empire rivals Jack and Janoski second and third.

Finals:

- 1 Eugene Dreher (Antelope Vly) 24-1 1/2
- 2 Kyjione Jack (Canyon Spr) 23-5 3/4
- 3 Dave Janoski (Corona) 23-2 1/2
- 4 Eric Hunt (Bullard) 22-10 1/4
- 5 Jim Nicks (Wilson, Long Bch) 22-9 1/4
- 6 Walter Tilles (Fairfield) 22-6 1/4

Qualifiers: Eugene Dreher (Antelope Valley) 23-10 1/2, Eric Hunt (Bullard) 23-10 1/2, Kyjione Jack (Canyon Springs) 23-9 3/4, Jim Hicks (Wilson, LB) 23-5 1/2, Dave Janoski (Corona) 23-4, Walter Tilles (Fairfield)



TONY PARRISH—Triple Jump

Photo by Bill Cockerham

23-3 1/4, Chuck Bishop (Taft) 22-11 3/4, Mike Robinson (Apple Valley) 22-11 1/2, Mike Wright (No. Monterey) 22-10 1/4, Gary Taylor (Morse) 22-9 3/4, Paul Bradford (Carlmont) 22-9 1/4.

Non-Qualifiers: James Brownlee (Manual Arts) 21-1 1/4, Jeff Nadeau (Monroe) 22-3 1/4, Andre Hayes (Crenshaw) 19-7 1/2, Brian Robertson (Sylmar) 21-1 3/4, Ryan Morgan (Castlemont) 21-5 1/4, Damien Pichey (Poway) 21-11, Josh Heady (Ukiah) 21-3 3/4, Dante Corbin (Galileo) 22-1 1/2, Eric Houston (Logan) 22-7 3/4, Ryan Mayes (Palo Alto) 22-4 3/4, Ian Haiada (Casa Foble) 22-2 3/4, Cary Taylor (Morse) 22-2 3/4, Kenny Hudson (Red Bluff) 21-9 3/4, Cletus Coffey (Cardinal Newman) 22-0 1/4, Jason Calhoun (Bakersfield) 22-8, Del Brown (Livermore) 22-5, Robert Purdue (Valley) 21-11.

Triple Jump

Cary Taylor had sailed out to 49-8 1/2 at the February Sunkist affair, then faded away for part of the outdoor season before emerging again with a 49-7 best. Tony Parrish (Marina, Huntington Beach) shocked with improvement to 49-4 1/4 in the Southern Section State Qualifier, with Choice Clark (Pasadena) equally as surprising as he was out to 48-9 1/2 there. Leonard Haywood (St. Mary's, Berkeley) fulfilled the potential he has shown during his career with a 49-0 effort in Section action, with Kier Gumbs, part of the 747 that Bishop O'Dowd needed to charter to get the whole team down south, 48-6 for a pr. Tony Parrish led Friday's qualifying with a 49-0 3/4

wind legal (+1.3 mps) effort, with Choice Clark 48-11 1/4 and Barry Massey (Poly, Long Beach) 48-11 leading a Southern Section 1-2-3 sweep of the Prelims ahead of Cary Taylor at 48-7 3/4. Seven were over 48-2 3/4 on Friday.

In the Finals, Leonard Haywood was the leader after one round at 48-1 3/4w (+2.07), with the Taylors of Morse continuing their disappointing career at this level with Cary 46-8 1/3 and two fouls to not qualify for the final three jumps in this field. Andre Harrison (Wasco) was a fine 48-8 1/2w (+3.24) on his second trial to move into the lead, with third efforts of Kier Gumbs 48-11 1/4w (+2.33), Haywood 48-3 1/2w (+2.54), Barry Massey 48-6 1/2 (+1.88), and Choice Clark 48-1 1/4w (+3.21) getting the action going. Strangely, no one could get over 48 feet on the fourth or fifth rounds, with favored Parrish seventh going into the final jump. Haywood improved to 48-11 1/2 (+1.01) on his final effort to move into second ahead of Gumbs. On his final effort in the competition, Parrish showed his class, with the eleventh grader powering 49-1w (+2.40) to move past the field for the win.

Finals:

- 1 Tony Parrish (Marina) 49-1
- 2 Leonard Haywood (St. Mary) 48-11 1/2
- 3 Kier Gumbs (Bishop O'Dowd) 48-11 1/4
- 4 Andre Harrison (Wasco) 48-8 1/2
- 5 Barry Massey (LBCh Poly) 48-6 1/2
- 6 Choice Clark (Pasadena) 48-5 1/2
- 7 Igunna Ikpedowo (Wilson LB) 47-6
- 8 Cary Taylor (Morse) 46-8 1/2
- 9 Derrick Mitchell (Mt. Eden) 45-9 1/4

Qualifiers: Parrish (Marina) 49-0 3/4, Clark (Pasadena) 48-11 1/4, Massey (LB Poly) 48-11, C. Taylor (SD Morse) 48-7 3/4, Haywood (Berkeley St. Mary's) 48-5 3/4, Gumbs (Oakland Bishop O'Dowd) 48-3 3/4, Ikpedowo (LB Wilson) 48-2 3/4, Harrison (Wasco) 47-6 1/4, Mitchell (Hayward Mt. Eden) 47-1w.

Non-qualifiers: G. Taylor (SD Morse) 46-7 1/2, Batiste (LA Banning) 46-4 1/2w, Jack (Canyon Springs) 45-4w, Kigo (Cleveland) 44-2 1/2, Nadeau (Monroe) No Fair Jump, Jones (LA Fremont) DNJ.


Shot Put

Jeff Buckley (Bakersfield) had powered out to 64-8 1/2 in one meet near the end of the season, but one felt that it would turn out to be a good competition here between he and junior Tyson Lingenfelter (Upland), who was the big winner at 62-10 at Arcadia. Buckley preceded the Shot at Arcadia with a very emotional 208-11 Discus

CIF / Reebok California State Meet

win, with Jeff taking the Upland star in the roundball event at Mt. SAC a week later. Pete Swanson (San Benito, Hollister) was 59-9 during the season and 59-7 1/2 in the CCS State Qualifier, with Tony Mancuso (Newport Harbor, Newport Beach) steadily improving during the season out to 59-2. Credit must be given to the Nogales (La Puente) program, which continues to turn out great weight athletes every year, with Mark Glock in 1992 peaking out to 58-11 3/4 for a pr at the State Qualifier, and Cody Smith (Crespi, Encino) 58-6 in that same meet.

Mark Glock continued to shock in Friday's qualifying, powering 61-2 on his second toss and 60-2 on his third effort to comfortably lead that day's action. Pete Swanson, Stanford bound next year, also had his first 60-foot effort with a 60-4 3/4 that pushed favorites Tyson Lingenfelter to third (57-2) and Jeff Buckley to



PETE SWANSON—Shot Put

Photo by Bill Cockerham

fourth (57-0 1/2).

Glock's fine prelim throw had him last in the Finals order. Swanson (8th), Lingenfelter (7th), and Buckley (6th) would precede him. Earlier in the day Buckley had edged Swanson by eight inches in the discus. Jeff tossed 59-0 1/4 here to lead through the first round. Lingenfelter (60-5 1/4) and Swanson (60-2 3/4) were out over 60 in round 2, with Swanson improving to 60-4 on his fourth toss. Glock could not quite equal his prelim action, with a 58-11 best through the fifth throw. Things heated up in the Final round, with Buckley 60-9 1/2 on his final throw. The Bakersfield star

had to sit and watch the next three on their final efforts. Lingenfelter was a foul to end with his 60-5 1/4, with Swanson improving to 61-3 1/4 to move into the lead. Glock closed with 57-10 1/2, with Swanson, Lingenfelter, and Buckley going 1-2-3.

Finals:

- 1 Pete Swanson (San Benito) 61-3 1/4
 - 2 Jeff Buckley (Bakersfield) 60-9 1/2
 - 3 Tyson Lingenfelter (Upland) 60-5 1/4
 - 4 Tony Mancuso (Newport Harbor) 59-3 1/4
 - 5 Mark Glock (Nogales) 58-11
 - 6 Alfred Keyes (Corcoran) 57-0
 - 7 Adam Mosman (Cordova) 56-7 1/4
 - 8 Cody Smith (Crespi) 56-4 1/2
 - 9 Geoffrey Elbert (Yerba Buena) 53-5 1/4
- Qualifiers: Glock (Nogales) 61-2, Swanson (Hollister San Benito) 60-4 3/4, Lingenfelter (Upland) 59-2, Buckley (Bakersfield) 59-0 1/2, Mancuso (Newport Harbor) 59-0, Smith (Crespi) 58-5, Mosman (Cordova Rancho Cordova) 56-6 3/4, Elbert (San Jose Yerba Buena) 55-9, Ketes (Corcoran) 55-7.

Non-qualifiers: Clenega (Escondido) 54-4 1/4, Brown (Villa Park) 53-7, Koch (Lake-side El Capitan) 50-9 1/2, Jones (Locke) 50-



JEFF BUCKEY—Discus

Photo by Bill Cockerham

- 3, McGuire (Imperial Beach Mar Vista) 49-5, Sanders (Dorsey) 46-2 1/2, Pope (San Pedro) 42-6.

Discus

Jeff Buckley (Bakersfield) led this event also on paper, with a big 208-11 win at Arcadia that handled Gabriel Torre (Notre Dame, Riverside) (198-6 best). Pete Swanson (San Benito, Hollister) seemed to be the only athlete near that duo's league, with a 191-9 Central Coast Finals mark. Brandon Wainwright (South Bakersfield) had a best of 180-7 during the season.

Jeff Buckley led the qualifying with 188-5, with Swanson next at 182-3 with 165-6 necessary to move on to the

second day's action.

With right-handed discus throwers at Cerritos tossing in a southwesterly direction, Saturday's wind straight out of the south was definitely not the "right-quartering" that helps the platter to stay aloft. Marks and the level of competition this day by some in the field held marks down. Interestingly, Jeff Buckley was the only athlete over 175-0, at 175-8, to lead over Pete Swanson (172-5) after two rounds. Brandon Wainwright woke the favorites up with a 176-3 third effort, to which Swanson responded with a 183-7 and Buckley improved to 186-8. Swanson improved to 186-2 on his fourth effort, with Buckley improving marginally to 186-10. Neither athlete could improve on their final two efforts, with both fouling on their final toss. 198 foot thrower Gabriel Torre was only 150-7 for eighth to not qualify for the final three throws this day.

Finals:

- 1 Jeff Buckley (Bakersfield) 186-10
 - 2 Pete Swanson (San Benito) 186-2
 - 3 Brandon Wainwright (So. Bakersfield) 176-3
 - 4 Tyson Lingenfelter (Upland) 167-8
 - 5 Ivan Zasmiczuk (St. Ignatius) 165-5
 - 6 Chad Peare (Trabuco Hills) 163-2
 - 7 Michael Henry (Dixon) 155-3
 - 8 Gabriel Torre (Notre Dame, Riv.) 150-7
 - 9 Damon DeVault (Chico) 149-1
- Qualifiers: Jeff Buckley (Bakersfield) 188-5, Pete Swanson (San Benito) 182-3, Brandon Wainwright (So. Bakersfield) 177-4, Gabriel Torre (Notre Dame, Riv.) 170-4, Chad Peare (Trabuco Hills) 169-1, Ivan Zasmiczuk (St. Ignatius) 168-11, Michael Henry (Dixon) 166-9, Damon DeVault (Chico) 166-7, Tyson Lingenfelter (Upland) 165-6, Mark Moore (West Bakersfield) 164-9, Travis Nutter (Amador Valley) 158-6.
- Non-Qualifiers: Dan Ripper (McAteer) 126-3, Milche Martin (Army/Navy) 139-6, Tighe Jaffe (Mt. Carmel) 149-10, Kyle Gotshalk (Clear Lake) 136-4, Clint Duey (Fortuna) 137-6, Ronnie Robbins (Beyer) 152-4, Justin Snyder (Northgate) 156-7, Adam Brandt (Patterson) 147-10, Tony Mancuso (Newport Harbor) 152-5, Ed Mullitalo (Jefferson) 152-4, Richey Koch Cook (El Capitan) 158-4.

Team Scoring:

It was one of those state meet weekends in Cerritos. During two pressure cooker days of action a lot of different things can happen to affect the form charts in a big way. Well, they did once again here, with a surprising Bakersfield team finally emerging the team titlist by virtue of Jeff Buckley's Shot and Discus efforts, a sixth from Von-

dre Armour in the 800 meters, and a big comethrough 1600 meter relay effort for third, with that placing in the Meet's final event behind the winning Morningside group the difference in the 25-24 victory the Central Section power ended up with over the surprising Morningside team. Bakersfield was not without problems this weekend, with a 41.61 relay squad not completing one of their exchanges, and the Morningside group missing 24-0 Long Jumper Edward Turner who failed to move on during Section qualifying action. Coach Kye Courtney's steady Hawthorne program was third with 22 digits.

Scoring:

Bakersfield	25
Morningside	24
Hawthorne	22
Merced	20
(tie) San Benito, Vallejo,	
Southwest (SD), Plus X	18
Muir (Pasadena)	16
Helix (La Mesa)	14

Girls

100 Meters

California had a very special group of lady dashers in 1992, headlined by "all-world" Marion Jones. As the season came to a close one had to give the junior at Thousand Oaks, Jones, at least a good chance at the Olympic team. Her prep races were typically over in the 100 meters in the first stride or two, as Marion displayed a new, lightning quick start this season. The 200 was fun until she ran out of people outside of her on the stagger, and, oh yeah, there were 4x400 legs where she often had five or six athletes spread out ahead of her to chase down. There had to be very little tension to her open prep sprint races. Can you imagine Marion actually thinking that she might have a close race at this level? This is not said to demean her competition, but to state a reality. Still, with this lack of nervous tension to her efforts Jones still managed to race a National Junior Record 200 meters, 22.67 (legal aiding wind +1.75 mps), in Sectional Prelim action on May 15th, with an 11.22w 100 there and 11.38 legal best going into the State Meet. One senses that there will be some better times when she gets into competition with those who challenge

CIF / Reebok California State Meet

her at the Open level.

There was a fine group of prep sprinters to go along with Marion. Long Beach Poly had the finest duo of frosh sprinters ever at one U.S. high school in Andrea Anderson (11.77) and Aminah Haddad (11.81), with the duo picking right up from the junior high level where Anderson was the nation's best at her age-level and Haddad was not far behind. Haddad ran the fastest 100 meters ever by an American thirteen year old this season, interestingly some two full tenths quicker than our star, Marion, did at the same age level. National Scholastic Indoor 55m fourth placer Lesa Parker (Bishop O'Dowd, Oakland) was 11.89 (11.86w) and a second at Arcadia against the above mentioned crew. Angela Sullivan (Serra, San Diego) showed great potential in 1991 and seemed to be rounding into shape late this year with a 12.04 best, with Tanisha Johns (Burbank, Sacramento) an 11.84w in her Section Finals Meet. Bisa Grant (Bishop O'Dowd, Oakland) was 12.03 (11.88w) with the Morningside duo of Sanoma Nickson (11.95w) and Tai-Ne Gibson (11.95) hoping to place and stir up the scoring in the Long Beach Poly-Bishop O'Dowd-Morningside contest. There were a lot of good people in this event!

They came to cook right off the bat in qualifying, with Jones blazing away from the field in Heat 1 after the second stride and blasting to a ten meter victory at 11.24 (+1.50 mps wind). To local fans Marion's efforts still amaze, with only two preps in U.S. history ever having run faster than Jones did today. Tai-Ne Gibson upped the Morningside team ante in Heat 2, blasting 11.78 with a strong final 70 meters with teammate Sanoma Nickson running 11.96 for second. Frosh Andrea Anderson (Poly, Long Beach) was frightening in Heat 3, spotting one of the nation's best, Lesa Parker (Bishop O'Dowd) a meter and a half at the start, then blowing by over the final 70 meters to win by that same margin at 11.71w (+3.30 mps). The other half of the Poly frosh team, Aminah Haddad rode a good breeze (+3.12 mps) in Heat 4 to an 11.79w three meter win that had last year's third placer, Angela Sullivan, not make the final at 12.06. It took 12.01 to be among the top nine who would run on Saturday, with the top group of preps that would be gathered this year anywhere in the nation toeing the line in Satur-

day's Finals.

Marion Jones is a classy, showy act, with the 10,000+ spectators gathered here each the year the largest crowd she has had to play to thus far in her career. Having set the current National Federation Record of 11.17 in this Meet last year, she did not let the fans down this year. Part of the difference in Marion this year is a rocket start that separates the powerful sixteen



MARION JONES
100 & 200 Meters

Photo by Bill Cockerham

year old from the rest of the field in the first five meters. Against a super group she was gone once again early, with continued acceleration that seemed as good as at any time this year to those who had seen her run more than a few times. The readings on hand-held stopwatches were in the outer-stratosphere, so all awaited the official clocking. Marion's six meter win officially clocked at out at 11.14, lowering her prep best by .03 and leaving the all-time prep best of 11.13 by Chandra Cheeseborough for the Olympic Trials. Interestingly, the old record came when Chandra was second at the 1976 Olympic Trials. Those in Marion's wake ran super. Thirteen year old Aminah Haddad lowered her National age-best to 11.73 in second, with teammate Andrea Anderson next at 11.79. Tai-Ne Gibson was fourth at 11.83, with Lesa Parker fifth at 11.89 in as deep a prep race as you will ever find.

Finals:

- | | | |
|---|------------------------------|------------|
| 1 | Marion Jones (11) ThOaks | 11.14NR,SR |
| 2 | Aminah Haddad (9) LBCh Poly | 11.73 |
| 3 | Andrea Anderson (9) LBChPoly | 11.79 |

- | | | |
|---|--------------------------------|-------|
| 4 | Tai-Ne Gibson (10) Morningside | 11.83 |
| 5 | Lesla Parker (12) O'Dowd | 11.89 |
| 6 | Tanisha Johns (12) L Burbank | 12.05 |
| 7 | Sanoma Nickson (12) Morning | 12.10 |
| 8 | Bisa Grant (12) Bishop O'Dowd | 12.11 |
| 9 | Monica Henderson (11) Morse | 12.21 |
- Heat 1: 1. Jones (ThousOaks) 11.24 (wind 1.50 mps aiding) 4th fastest performance of all time. Non-qualifiers included: 3. Conwright (Dorsey) 12.17. Heat 2: 1. Tai-Ne Gibson (10) Morningside 11.78, 2. Sanoma Nickson (12) Morningside 11.96, 3. Tanisha Johns (12) Luther Burbank 11.98, 4. Bisa Grant (12) Bishop O'Dowd 12.01, 5. Monica Henderson (11) Morse 12.02, 6. Aisha Wallace (9) Skyline 12.52, Umekia Powns (11) Locke DNF. Heat 3: 1. Andrea Anderson (9) Long Beach Poly 11.71, 2. Lesa Parker (12) Bishop O'Dowd 11.89, 3. Tiki Jackson (12) Bakersfield 12.04, 4. Patrice Lattimore (12) Granda Hills 12.33, 5. Christine Burton (12) Helix 12.38, 6. Delisa House (11) Hoover 12.49, 7. Sommer Washington (9) St. Ignatius 12.51. Heat 4: 1. Aminah Haddad (9) Long Beach Poly 11.79, 2. Angela Sullivan (12) Serra 12.06, 3. Cherice Ellison (12) Mt. Pleasant 12.13, 4. Oshonda Posey (11) No. Hollywood 12.23, 5. Maigha Strickland (11) Merced 12.32, 6. Keeta Zimmerman (10) Eureka 12.33, 7. Addie Russell (11) Orland 13.01.

200 Meters

Marion Jones can really stretch it out here, with the TO star always at her best before the big crowd that shows up for Saturday's State Finals. Anything is possible! Again, a solid crew backed Marion up. Lesa Parker (Bishop O'Dowd) was second at Arcadia, running 24.17, with the Long Beach Poly frosh duo of Aminah Haddad (24.04w-24.16) and Andrea Anderson (24.11) showing their class late in the season against good Southern Section competition. Morningside's Santishia Arnold (24.13w-24.49) and Tai-Ne Gibson (24.47) are talented veterans, fourth and fifth, respectively, in last year's Meet here, with the placings here involving O'Dowd, Poly, and Morningside again such an important part of the team struggle. Tanisha Johns (Burbank, Sacto) (24.45w-24.76), Texas transfer Maigha Strickland (Merced) (24.50w-24.75), and again, talented Angela Sullivan (Serra, San Diego) (24.56) provide great back-up to the talented front-runners.

In the 200 qualifying Marion Jones continued to juice things up during the weekend with a 22.71 (wind +1.72) in Heat #1 the second fastest prep run ever (behind her 22.67 National Record). Frosh Andrea Anderson was the Heat 2 winner at 24.36w (+2.09), with teammate Aminah Haddad taking

Heat 3 at 24.10w (+2.36). In Heat 4, Lesa Parker edged by early leader Santishia Arnold 24.32-24.43 down the stretch with a legal +1.05 mps wind behind them. Almost everyone in the finals race was an important part of the team struggle. Tiki Jackson (Bakersfield) ended up as the unfortunate tenth time, and a non-qualifier at a quick 24.82!

The State Meet schedule is too tight. I wonder how many meets during the championship qualifying schedule include medal award presentation ceremonies over the public address system on the main field? Exactly thirty minutes after the 100, which included time for Marion Jones to sign her National Record forms and wait that event's turn on the victory stand, the six from the 100 finals who were also in the 200 had to go directly to the blocks for the start of that second event. There was no time for correct warm-down or re-warm up, a very dangerous situation with this group of athletes who are all Division I scholarship quality athletes. Marion Jones looked less snappy around the turn than she had in her recent 200's, possibly from the above described situation. Racing through the 100 meter starting line at 11.7 the Thousand Oaks junior cruised to an 11 meter triumph at 23.83. Aminah Haddad was second again, with her 23.97 interestingly faster than Marion had run at age 13, with a 24.05 best at the same age for the current star. Lesa Parker split up the Long Beach Poly frosh duo here, with a 24.08 for third, with Andrea Anderson fourth at 24.15.

Finals:

- | | | |
|---|-----------------------------------|---------|
| 1 | Marion Jones (11) Th Oaks | 22.83SR |
| 2 | Aminah Haddad (9) LBCh Poly | 23.97 |
| 3 | Lesla Parker (12) O'Dowd | 24.08 |
| 4 | Andrea Anderson (9) LBCh Poly | 24.15 |
| 5 | Santishia Arnold (12) Morning | 24.38 |
| 6 | Angela Sullivan (Serra) | 24.52 |
| 7 | Tai-Ne Gibson (10) Morningside | 24.59 |
| 8 | Cherice Ellison (12) Mt. Pleasant | 24.76 |
| 9 | Tanisha Johns (12) Lr Burbank | 25.13 |
- Heat 1: 1. Marion Jones (11) Thousand Oaks 22.71, 2. Tai-Ne Gibson (10) Morningside 24.37, 3. Kanika Conwright (12) Dorsey 25.11, 4. Janice Nichols (12) Bakersfield 25.13, 5. Roshawnda Walker (12) Vallejo 25.27, 6. Tricia Jacinto (10) Washington 25.85, Christine Burton (12) Helix DNF. Heat 2: 1. Andrea Anderson (9) Long Beach Poly 24.36, 2. Tanisha Johns (12) Luther Burbank 24.74, 3. Cherice Ellison (12) Mt. Pleasant 24.79, 4. Patrice Lattimore (12) Granda Hills 25.89, 5. Marlicia Walker (11) Lincoln 26.00, Kelli White (9) James Logan DNF, Kam Warner (12) West Bakersfield DNF. Heat 3: 1. Haddad (Long

CIF / Reebok California State Meet

Bch Poly) 24.10w (2.36mps). Nonqualifiers included: 3. Henderson (Sd Morse) 25.00. Heat 4: 1. Parker (Bish O'Dowd) 24.32 (wind 1.05 mps aiding), 2. Arnold (Morningside) 24.32, 3. Sullivan (SD Serra) 24.78. Nonqualifiers included: 5. Midkiff (LA Fremont) 25.7.

400 Meters

This developed into a fine event near the end of the season. 1991 Champion Janice Nichols, with a 54.62 seasonal best, ran in the Section Finals with a taped thigh and cruised a 56.79, but let it out and looked good in a 24.56 200 there. Here, Janice would have another match-up with 1991 runner-up Allison Dring (Mt. Carmel, San Diego). Dring had her aches and pains during the season, with 56.34 open and 55.1 relay efforts in Section Finals action. But there were others. Arcadia's eleventh grader, Asha Jayasinghe, took up the event the last month of the season, and after steady improvement surprised Tammara McLin (Eisenhower, Rialto) 55.63-55.66 in the Southern Section 4A Finals. McLin returned the favor in the State Qualifier, racing 55.24. Jaronda White (Morningside, Inglewood) improved to 55.73 in Southern Section action, with frosh Sylvia Pieslak (Menlo-Atherton, Atherton) 55.99 continuing to improve after a fine age-group career. Malika Freeman was 56.03 for the much-improved Skyline of Oakland program, with Rene Walker (Dorsey, L.A.) 56.07, Latasha Gilliam (Pittsburg), who moved to North Carolina and then back, 56.08, and yet another O'Dowd athlete, Maya Greene 56.20.

The first Heat had a tough cast, with 1991 4th placer Tammara McLin moving strongly over the third 100 meters in edging past '91 runner up Allison Dring, with frosh Sylvia Pieslak also moving past last year's second placer near the end, with the trio recording 55.37-56.26-56.55 qualifying marks. Maya Greene took the second heat out hard, with Janice Nichols moving the second turn hard, then cruising in with an impressive 55.72 win. Soph Latasha Gilliam edged away from Asha Jayasinghe down the homestretch of the third prelim race to win 55.71-55.91. Rene Walker was the final Heat winner at 56.62 over Malika Freeman (56.76).

In the finals, last year's Champion, Janice Nichols, and runner-up, Allison Dring, were out quickest for the first 100. It was soph Latasha Gilliam who had the lead through the 200 at 25.8,

with Nichols next at 25.9. Janice went to work on the south turn over the third 100 meters, coming into the straightaway with a two meter lead over Tammara McLin at 39.6. During a strong homestretch run Nichols charged strongly to a four meter win, 54.46-55.06 over the surprising Gilliam.

Finals:

1	Janice Nichols (12) Bakersfield	54.46
2	Latasha Gilliam (10) Pittsburg	55.06
3	Tammara McLin (12) Eisenhwr	55.55
4	Asha Jayasinghe (11) Arcadia	56.32
5	Jaronda White (10) Morning	56.41
6	Sylvia Pieslak (9) Menlo-Ath	56.67
7	Malika Freeman (11) Skyline	56.70
8	Allison Dring (12) Mt. Carmel	56.88
9	Rene Walker (12) Dorsey	57.27

Heat 1: 1. Tammara McLin (12) Eisenhower 55.37, 2. Sylvia Pieslak (9) Menlo-Atherton 56.26, 3. Allison Dring (12) Mt. Carmel 56.55, 4. LaShundra Crumlie (12) Hogan 56.89, 5. Sarahtyah Wilson (11) Berkeley 58.38, 6. Kim Harris (10) Roosevelt 59.35, 7. Shandell Beaton (12) Hamilton 60.53.

Heat 2: 1. Jancie Nichols (12) Bakersfield 55.72, 2. Jaronda White (10) Morningside 56.22, 3. Maya Greene (12) Bishop O'Dowd 56.87, 4. Cyndi McCloskey (12) Lynbrook 58.49, 5. Traci Anderson (10) Yreka 59.94, 6. Nadine Donaldson (9) Valley 60.76, Deetra Deer (11) Crenshaw DNF. Heat 3: 1. Latasha Gilliam (10) Pittsburg 55.71, 2. Asha Jayasinghe (11) Arcadia 55.91, 3.



JANICE NICHOLS—400 Meters
Fine Flicks by Don Gosney

Angelita Graham (11) Blair 57.28, 4. Africa Williams (10) Gardena 57.54, 5. Aille Kemp (11) San Diegoito 57.89, 6. Ashley Walker (12) Aptos 57.91, 7. Keshay Thomas (10) Roosevelt 59.58. Heat 4: 1. Rene Walker (12) Dorsey 56.62, 2. Malika Freeman (11) Skyline 56.76, 3. Felicia Williams (10) Morningside 57.10, 4. Marlicia Walker (11) Lincoln 59.03, 5. C.J. Hardman (12) Poway 59.10, 6. Monica Hoggatt (12) Carondelet 59.82, 7. Patrina Hall (11) Franklin 62.36.

800 Meters

Top returnee in State, Kamara Mayberry (St. Bernard, Playa del Rey) was second at Arcadia to Miesha Marzell in a fine 2:12.15, then drifted through the season and could only manage 2:19.28 in Section Division action which did not even move her into the State Qualifier.

Miesha Marzell (Bishop O'Dowd, Oakland), who ran 2:11.88 last year for Reed HS in Sparks, Nevada, was the Arcadia winner in 2:11.57 after a stirring stretch run with Mayberry, and improved to 2:09.48 in the North Coast Finals. Kerri Woolheater (Casa Grande, Petaluma) had great range, competing successfully between 200 and 1600 meters, with a 2:11.71 Section Finals run. Christie Engesser (Ocean View, Huntington Beach) emerged at the top of the Southern Section with a 2:11.50, with Kristina Hand (Fallbrook) 2:12.1 San Diego's best. Deetra Deer (Crenshaw, L.A.) has had an "up and down" career, with a very special effort in the City Finals, recording a big 2:12.16 pr to put her in the championship picture. Kristie Johnson (Central, Fresno) has been one of the top in her age-group nationally for the last few years, with a big



MIESHA MARZELL—800 Meters
Photo by Bill Cockerham

2:13.53 seasonal best in the Central Section Meet. It would be a good event.

Deetra Deer showed she came to run this weekend, with an aggressive 65.6 (400) and 1:39.6 (600m) start in her 2:15.72 Heat 1 win. Christie Engesser and Melanie Hand led early in Heat 2, with Engesser moving well after a 1:39.0 600 to win at 2:13.59 over surprising Michelle Muething (Amador Val-

ley, Pleasanton) 2:13.88. Kerri Woolheater was super in Heat 3, racing through the 400 at 64.3 and continuing to push, with 1:37.3 at the 600 on the way to a "quickest of the day" Heat 3 win at 2:12.64. Favorite Miesha Marzell got out in front in Heat 4 and slowed it down through 65.8 (400m) and 1:41.0 (600m) points before moving to a 2:15.97 win.

In Saturday's Finals run it was North Coast rivals Miesha Marzell and Kerri Woolheater who were out strongest, leading through the first 200 at 30.5. Christie Engesser had moved up to second behind Marzell through the 400 at 63.8. At the 600 in 1:36.8 Engesser and Woolheater moved up to challenge the Bishop O'Dowd star, with neither able to get by the pacesetter. Marzell had plenty in reserve, taking off over the final 60 meters to win by six meters, with surprising Holly Welch moving up to challenge Engesser for second 2:11.23-2:11.36.

Finals:

1	Miesha Marzell (11) O'Dowd	2:10.29
2	Christi Engesser (11) Oc View	2:11.23
3	Holly Welch (12) Bella Vista	2:11.36
4	Kerri Woolheater (12) Casa Gr	2:12.59
5	Melanie Hand (11) Fallbrook	2:13.75
6	Michelle Muething (11) AmaVly	2:14.75
7	Deetra Deer (11) Crenshaw	2:16.95
8	Kristi Camp (11) Agoura	2:17.38
9	Brenda Stewart (11) Locke	2:19.12

Heat 1: 1. Deetra Deer (11) Crenshaw 2:15.72, 2. Holiday Molway (12) University 2:17.16, 3. Christine Stavolone (10) Presentation 2:17.17, 4. Monica Callen (10) Poway 2:18.35, 5. Vicky Fleschner (11) Fortuna 2:18.83, 6. Brook Yerman (10) Paradise 2:20.41, 7. Tanya Andrews (9) Del Campo 2:20.64. Heat 2: 1. Christi Engesser (11) Ocean View 2:13.59, 2. Michelle Muething (11) Amador Valley 2:13.88, 3. Melanie Hand (11) Fallbrook 2:14.20, 4. Irene Hobbs (9) Atwater 2:18.96, 5. Tia Christianson (11) San Lorenzo Valley 2:19.57, 6. Spring Lino (11) Fresno 2:21.09, 7. Nicole Kleiner (12) San Pedro 2:27.39. Heat 3: 1. Kerri Woolheater (12) Casa Grande 2:12.64, 2. Holly Welch (12) Bella Vista 2:14.04, 3. Kristi Camp (11) Agoura 2:15.20, 4. Brenda Stewart (11) Locke 2:16.30, 5. Julie Gocht (12) El Toro 2:17.84, 6. Sherria Donovan (10) Madera 2:20.75, 7. Julie Roddick (12) Lowell 2:23.65. Heat 4: 1. Miesha Marzell (11) Bishop O'Dowd 2:15.97, 2. Kristi Johnson (9) Central 2:16.87, 3. Barbara Bolsuert (9) Lutheran, Orange 2:17.94, 4. Susan Scott (12) Mt. Carmel 2:20.30, 5. Africa Williams (10) Gardena 2:23.25, 6. Keana Collins (11) Mt. Pleasant 2:26.48, 7. Tiffany Jordan (10) Fremont 2:30.37.


CIF / Reebok California State Meet

1600 Meters

The nation's best would mix it up here. Nikki Shaw (Fillmore) was runner-up last year at 4:49.01 and had run 4:50.40 during Southern Section action, with Shelley Taylor (Edison, Huntington Beach) 4:51.98 in winning at Arcadia. Milena Glusac (Fallbrook) continued very special doubles in San Diego, with a 4:52.6 1600m best. Fine Agoura frosh Amy Skieresz was the other state athlete under 5:00 at 4:57.77 with 2:14.4 800m frosh Barbara Boisvert (Orange Lutheran) 4:35 for 1500 meters.

The first of two heats in the Prelims was uneventful except for a serious fall involving Tiendres Towden of Skyline in Oakland and fine Aptos soph Lisa Couch some 300 meters into the race. Both courageously got up and finished the event. Marjorie Hsu (San Marino) ran down Amy Skieresz in the homestretch of that first qualifier during a 71.0 final 400 to win 5:03.28-5:03.65. It was ruled by meet management that the interfered with Couch would be given a spot in the Finals event, something she might very have earned had she not fallen down. Nikki Shaw led four across the finish line within .08 in Heat 2 at 5:07.08, with Nika Horn (Santa Rosa), Shelley Taylor, and Barbara Boisvert filling the next spots. Milena Glusac gave up the 1600 to concentrate on the eight lap, 3200 meter, race.

The Finals would be an interesting two athlete race up front. Taylor, University of Arkansas bound, and Shaw, headed for Villanova (and spotted driving to the stadium in a car with the license plate "GRL RUNR"), offer slightly contrasting styles, with Shaw a 2:09 800m runner and Taylor much better over the 5000 meter cross country distances. The start of the event was relaxed, with Taylor leading through 73.9 and 2:31.0 lap posts. Shelley had enough of the casual pace after two laps, picking up the tempo to 34.9 (4:39.2 pace) from the previous half lap's 38.4 (5:06.2 pace), then adding a 34.7 (69.6 third lap) to hold a twenty meter lead over frosh Barbara Boisvert, with Shaw another meter back, through the 1200 at 3:40.6. Shelly did not slow down a bit, racing 33.6 for the first 200 of the final lap, and finishing with 34.3 for a super 4:48.52 clocking. Shaw ended up at 4:53.40, with a bad arch said to hold her back in recent preparations. Amy Skieresz finished out a super frosh



SHELLEY TAYLOR
1600 Meters

Photo by Kirby Lee



MILENA GLUSAC
3200 Meters

Photo by Bill Cockerham



TWILA SIMS
100m & 300m Hurdles

Photo by Bill Cockerham

year at Agoura in third at 4:58.99. Taylor's final 800 meters in the event had been 2:17.5, unequalled in a race of this quality in recent years. Coach Lance Harter, now at the University of Arkansas, who performed miracles with athletes a fraction of Shelley's ability for many years at Cal Poly/SLO, should do some great things with the Edison star.

Finals:

1 Shelley Taylor (12) Edison	4:48.52
2 Nikki Shaw (12) Fillmore	4:53.40
3 Amy Skieresz (9) Agoura	4:58.99
4 Robin Snowbeck (12) University	5:00.20
5 Barbara Boisvert (9) Luth Or	5:00.59
6 Lori Miller (12) No. Bakersfield	5:01.12
7 Majorie Hsu (12) San Marino	5:01.85
8 Lisa Couch (10) Aptos	5:10.98
9 Rhonda Mazza (12) SRosa	5:12.74
10 Nika Horn (12) Santa Rosa	DNF

Heat 1: 1. Majorie Hsu (12) San Marino 5:03.28, 2. Lori Miller (12) No. Bakersfield 5:03.65, 3. Amy Skieresz (9) Agoura 5:04.03, 4. Rhonda Mazza (12) Santa Rosa 5:06.90, 5. Miranda Middlecoff (9) Los Gatos 5:09.79, 6. Nei-Ling McNamara (11) James Logan 5:09.9, 7. Teresa Bivado (11) Golden West 5:10.70, 8. Danielle Nelson (11) Napa 5:11.96, 9. Amy Davidson (12) Bret Harte 5:12.48, 10. Katerina Kereuis (11) Venice 5:18.08, 11. Patty Trejo (11) Belmont 5:38.89. Heat 2: 1. Nikki Shaw (12) Fillmore 5:07.08, 2. Nika Horn (12) Santa Rosa 5:07.11, 3. Shelley Taylor (12) Edison 5:07.12, 4. Barbara Boisvert (9) Lutheran, Orange 5:07.15, 5. Robin Snowbeck (12) University 5:07.69, 6. Melissa Keim (11) San Pasqual 5:09.95, 7. Amnjelica Randall (10) Bishop O'Dowd 5:11.34, 8. Kelly Olsen (12) El Capitan 5:14.83, 9. Sarah Dawson (11) Hoover 5:15.67, 10. Julie Sahurtz (11) Oak Ridge 5:16.38, 11. Ann Baldelli (10) St. Ignatius 5:19.68, 12. Yolanda Gomez (11) Belmont 5:27.20, 13. Dina Vollandroff (11) Las Plumas 5:32.54, 14. Logan Hiroshina (9) Lowell 5:43.04.

3200 Meters

Milena Glusac (Fallbrook) was a big Arcadia winner in 10:31.05, with the no one really close on the watch or in person for most of the season. That all changed in the Southern Section State qualifier where Carrie Garritson (Sunny Hills, Fullerton) put together her best race ever, racing two 5:14 miles on the way to an unpressed 10:28.95 win over Maribella Aparicio (Fillmore) 10:39.94. Stacy Auer (Thousand Oaks) 10:52.86 was the next best statewide prior to this weekend.

Milena Glusac had dropped the 1600 meter event to concentrate on the 3200. Milena is capable of continuing strongly after a wicked start which takes its toll on the spirit and physical capabilities of her competition. In this event she charged out in 73.7 and 2:29.1, a tempo that no one, not even Garritson, would try to stay close to, with the North San Diego County star having a 20 meter lead after two laps. Maribella Aparicio, who had run 10:39.94 in the Southern Section Qualifier behind Garritson, bided her time in the pack through two laps, moving out during the third lap and catching Garritson during that circuit. Meanwhile, Glusac continued to fly up front, coming by the 1200 at 3:47.9 and 1600 at 5:08.3 with a forty meter lead over Maribella and Carrie. While Glusac continued to lead with laps after the 1600 of 81.5, 82.2, and 81.3, Aparicio edged closer to establishing some contact with our leader. Maribella moved to within fifteen meters with a lap and a half to go, with Glusac putting on a decided move at that point,

accelerating to a twenty five meter margin at the bell, and racing the final circuit at 75.4 to win at 10:28.62 over Aparicio's 10:39.08. Veteran Sarah Grogg (Clovis West) was third at 10:51.08. When rested for one event, as she was here and at Arcadia, Glusac was untested by this year's local distance crop, with the junior hopefully able to stretch conditioning into July at the TAC Junior Nationals where good competition will be assured.

Finals:

1 Milena Glusac (11) Fallbrook	10:28.6
2 Maribella Aparicio (12) Fillm	10:39.0
3 Sarah Grogg (12) Clovis W	10:51.0
4 Carrie Garritson (10) SunHills	10:54.2
5 Melissa Keim (11) San Pasq	10:54.8
6 Maya Muneno (12) Peninsula	11:00.9
7 Magi Martinez (10) Will Wood	11:02.5
8 Miranda Middlecoff (9) LGtos	11:02.6
9 Becky Kaiser (12) Seaside	11:04.9
10 Krissy Look (12) Shasta	11:07.4
11 Angela Dalke (12) O'Dowd	11:07.5
12 Tanja Brix (12) University	11:13.3
13 Jennifer Vergith (11) MiCar	11:15.0
14 Stacey Auer (11) Th Oaks	11:18.6
15 Judy Petty (12) Golden West	11:20.0
16 Elissa Riedy (9) Miss SJose	11:23.9
17 Grace Dumell (10) Merced	11:25.9
18 Patty Trejo (11) Belmont	11:37.3
19 Lani VanBebber (9) Bkfld	11:44.4
20 Jeanne Harlick (12) Mills	11:47.0
21 Carrie Tacheire (12) Downey	11:52.2
22 Alma Herrera (10) Belmont	12:00.1
23 Janet Bailon (12) Polytech, LA	12:09.2
24 Joanna Potillo (11) EICamRI	12:10.3
25 Julie Roddick (12) Lowell	12:19.63
Kim Wilkes (11) Logan	DNF
Nika Horn (12) Santa Rosa	DNF
Anna Rensi (10) Skyline	DNF

100 Meter Low Hurdles

Kam Warner (West Bakersfield) recorded a mid-season 13.94, and

CIF / Reebok California State Meet

seemed rock-steady and consistent, with a number of clockings right or close to 14.00. She comfortably handled the best wherever she competed, and was the comfortable favorite here. Yvonne Scott (Johnson, Sacramento) steadily improved during the year to 13.91w in the Sac Joaquin Finals, with Tanya Lazar-Lea (Vallejo, school change from McAteer in San Francisco) 14.00w close behind. Erin Blunt (San Pasqual, Escondido), who tripped over the eighth hurdle in this meet last year while running at the front, had a 14.26 1992 best. Central Coast Section frosh star, Jennifer Odom (Independence, San Jose) 14.12 showed great potential. Elinor Tolson was fourth in 1992, with a 14.23 1992 best with steady Shonna Bernard (Nogales, La Puente) 14.29.

In Friday's qualifying action here, Kam Warner (Heat 1) moved strongly ahead of the pack, racing 13.99w (+2.28) with Elinor Tolson second at 14.32w. In Heat 2 13.91w Sac Joaquin star Yvonne Scott would meet a test from the Southerners, with Sanoma Nickson (Morningside) taking the lead at the start and Erin Blunt finishing strong (14.05-14.06 wind +1.24) to push Scott to third at 14.20. Tanya Lazar-Lea looked solid in Heat 3, attacking the hurdles in a 14.09 (+1.81) three meter heat win. In Heat 4, Jennifer Odom showed she had matured quickly over the last half of the season, coming on strong over the last half of the race to win in a fine 13.96w (+2.13) over veteran Twila Sims (13.98w).

The event really came together for the year in the Finals. With 1.51 meters per second of wind behind them for the 4:35 p.m. start of the event, Twila Sims was great out of the blocks. Tanya Lazar-Lea had as equally a bad start, with the rest of the field fairly even. Sims flew down the track, not to be headed in this race, with one looking for a big move from year-long event leader Kam Warner, but it just never came. Erin Blunt was best over the last couple of flights, moving to second, a meter behind Sims at the finish. The times were bests for almost everyone. Sims was 13.83, a legal drop of over two tenths, with Blunt 13.94, impressive frosh Odom 13.97, and Warner 13.98 in fourth.

Finals:

1 Twila Sims (12) Lompoc	13.83
2 Erin Blunt (12) San Pasqual	13.94
3 Jennifer Odom (9) Independ	13.97
4 Kam Warner (12) West Bkld	13.98

5 Sanoma Nickson (12) Morning	14.19
6 Yvonne Scott (12) H Johnson	14.22
7 Tanya Lazar-Lea (12) Vallejo	14.31
8 Bisa Grant (12) Bishop O'Dowd	14.83
9 Elinor Tolson (11) Fountain Vly	17.51

Heat 1: 1. Kam Warner (12) W. Bakersfield 13.99, 2. Elinor Tolson (11) Fountain Valley 14.32, 3. Denita Timberlake (11) Del Mar 14.58, 4. Samone Cole (12) Washington 14.85, 5. Chidera Madu (10) Valley 15.21, 6. Akliah Courson (9) McAteer 16.04, Julie Jenkins (12) San Ramon DQ. Heat 2: 1. Sandma Nickson (12) Morningside 14.05, 2. Erin Blunt (12) San Pasqual 14.06, 3. Yvonne Scott (12) Hiram Johnson 14.20, 4. Erin McClung (12) Fall River 14.60, 5. Sunshine Peterson (10) James Logan 14.64, 6. Chita Obasi (12) Hamilton 15.17, 7. Celsa Carroll (11) Wasco 15.43. Heat 3: 1. Tanya Lazar-Lea (12) Vallejo 14.09, 2. Naronke Sims (12) Nogales 14.55, 3. Allison Breedlove (12) Redwood 15.11, 4. Angela Hill (12) Mt. Pleasant 15.14, 5. Corey Rogers (10) Poway 15.36, 6. Jenny Berrien (10) Berkeley 15.41, 7. Erica Alston (9) Gardena 15.84. Heat 4: 1. Jennifer Odom (9) Independence 13.96, 2. Twila Sims (12) Lompoc 13.98, 3. Bisa Grant (12) Bishop O'Dowd 14.15, 4. Katie Mook (9) Foothill 14.69, 5. Cha Mosley (11) Marshall 14.75, 6. Christina Stark (11) San Pasqual 14.86, 7. Marcita Keys (12) Fremont 15.98.

300 Meter Low Hurdles

This would be a great event with seasonal best times sure to drop as the state's best came together here in June. Twila Sims, 41.71 two years ago as a soph and second to surprising Felice Lipscomb (Santa Monica) in that State Finals, suffered through a junior (1991) year of injury. Twila came back strong in 1992, winning easily over the state's best, and defending State Champion, Erin Blunt (San Pasqual, Escondido), at Arcadia in 42.86. Twila has developed the best prep girls reaction to hurdles in this event that this writer has ever seen, alternating or taking the hurdle with whatever foot comes up at the barrier with great ease. One sensed that Twila could run significantly faster than her seasonal best here. Erin Blunt is a heck of a competitor, a solid scorer on the nationally-ranked San Pasqual Cross Country teams, with the UCLA-bound senior not willing to easily give up her state title. Elinor Tolson (Fountain Valley) was third in 1991, with a 43.71 92 best, with Tanya Lazar-Lea (Vallejo) fifth in 91, 43.76 in 1992, sixth placer Julie Jenkins (San Ramon, Danville) 45.58 this year, and Shonna Bernard (Nogales, La Puente) 44.31 in 1992. Lavinia Henlon (Upland) was 43.44 this

year and a threat to place high.

In qualifying on Friday, Twila Sims raced to an unpressed fifteen meter Heat 1 win at 43.68. Tanya Lazar-Lea ran Elinor Tolson down on the home-stretch in Heat 2 to win at 43.78, with Erin Blunt the same margin in her Heat 3 43.87 victory. Jessica Veale (Poway) took the step-hesitant Lavinia Henlon in Heat 4 45.70-45.99.

After the 100 meter hurdles, where many dropped their times significantly, some great times were looked for here. Twila Sims was quick here two years ago, with Erin Blunt the ability to run in the sub 42-second area. Sims ran another solid race on Saturday, leading the entire way. Her consistency is showed in her "step-downs," with 6.8-4.5-4.7-4.9-5.1-5.1-5.1-5.3-1.5 into the finish at 42.75. Just as in her loss to Sims at Arcadia earlier in the season, Erin Blunt closed down the final stretch, coming to within two meters at the finish in 42.96, with Tanya Lazar-Lea third at 43.95. Both Sims and Blunt are athletes in this event who are far from out of steam at the 300 meter point, with some solid 400 meter hurdling at the collegiate level seemingly assured.

Finals:

1 Twila Sims (12) Lompoc	42.75
2 Erin Blunt (12) San Pasqual	42.96
3 Tanya Lazar-Lea (12) Vallejo	43.95
4 Lavinia Henlon (12) Upland	44.09

44.47

6 Heather Hanger (12) Thousand Oaks	45.11
7 Shonna Bernard (12) Nogales	45.19
8 Janet Ekstrom (12) Newark Memorial	45.60
9 Jessica Veale (10) Poway	46.94

Heat 1: 1. Twila Sims (12) Lompoc 43.68, 2. Heather Hanger (12) Thousand Oaks 45.47, 3. Kim Veeder (10) Los Gatos 46.06, 4. Kristen Grebing (10) Mission Bay 46.27, 5. Aisha Sims (12) Bishop O'Dowd 46.37, 6. Lesondrea Todd (11) Oakland 48.35, 7. Oshonda Posey (11) North Hollywood 52.39. Heat 2: 1. Tanya Lazar-Lea (12) Vallejo 43.78, 2. Elinor Tolson (11) Fountain Valley 45.61, 3. Julie Jenkins (12) San Ramon 46.48, 4. Cha Mosley (11) Marshall 47.86, 5. Celise Carroll (11) Wasco 49.16, 6. Shalonda Wall (100) Balboa 54.35, Jennifer Odom (9) Independence DNF. Heat 3: 1. Erin Blunt (12) San Pasqual 43.87, 2. Janet Ekstrom (12) Newark Memorial 45.83, 3. Shonna Bernard (12) Nogales 45.87, 4. Allison Breedlove (12) Redwood 46.45, 5. Sara Garcia (11) Woodland 46.51, 6. Erica Wilson (11) Enterprise 46.68, 7. Dakhia Mayberry (9) Bravo Medical Magnet 51.27. Heat 4: 1. Jessica Veale (10) Poway 45.70, 2. Lavinia Henlon (12) Upland 45.99, 3. Angela Hill (12) Mt. Pleas-

ant 46.46, 4. Kim Couvson (10) American 47.15, 5. Felicia Johnson (10) Merced 47.37, 6. Alison Wilbourn (12) Redwood 47.83, 7. Chita Obasi (12) Hamilton 47.92.

400 Meter Relay

This event would have been a real doozie, but Long Beach Poly dropped the stick in the League Finals and one of the nation's better ever sprint squads did not have a chance to carry their season through to the state meet. At 11.73-11.77 and 12.06 for its first three 100 meter dashers the Jackrabbits were better than tough, with a time of under 45.50 before the season was over a definite possibility. Defending State Champion Morningside (Inglewood) had edged Poly at Mt. SAC 45.83-45.88 at Mt. SAC with the duo recording times among the top dozen ever run by prep teams. With Poly gone Morningside could play it safe all along the way and protect their team points. The Monarchs had the best time by over a second going into the State Meet. A Muir team depleted continually during the year with injuries was 47.03 going into the State affair, with Marion Jones screaming on the anchor of a 47.31 Thousand Oaks team.

Surprisingly in Heat 1 in the Prelims, a team projected as a Finals placer, Torrance, did not show. In the absence of the 47.95 team, Morningside cruised to the biggest winning margin in State Meet Prelim history, nearly twenty meters in their 46.80 win. Dorsey took Heat 2 at 48.46, with Marion Jones rocketing a 10.1 closing 100 meters with a flying start. It turned out that Thousand Oaks' 48.56 did not qualify for the Finals, and with a later "no-show" for the Lancer team in the 4x400 event meaning Marion could concentrate on the individual sprint events in Saturday's Finals. With Tike Jackson racing a strong backstretch leg and Janice Nichols finishing strong, Bakersfield edged Muir in Heat 3 47.93-48.06, with Morse (San Diego) having Monica Henderson fly the last leg in winning Heat 4 in 47.83.

The Morningside group could afford to play it conservative, with the veteran foursome of Felicia Williams, Sanoma Nickson, Tai-Ne Gibson, and Santishia Arnold deserving a great deal of credit for keeping a cool head the entire season, winning here by fifteen meters at 46.34 over Skyline (Oakland) 47.75 and Bakersfield 47.82.

Five California squads listed timewise among the top dozen in the country were not in the State Finals race for one reason or another.

Finals:

1 Morningside	46.34
2 Skyline	47.75
3 Bakersfield	47.82
4 Muir	48.07
5 Morse	48.09
6 Dorsey	48.31
7 Pius X	48.59
8 Vallejo	48.74
Mt. Pleasant	DNF

Heat 1: 1. Morningside 46.80, 2. Franklin 48.65, 3. University 50.13, 4. Hoover 50.57, 5. West Valley 51.53, James Logan DQ. **Heat 2:** 1. Dorsey 48.46, 2. Mt. Pleasant 48.51, 3. Thousand Oaks 48.56, 4. Edison, Fresno 48.66, 5. San Pasqual 50.36, 6. St. Elizabeth 50.43, 7. Washington 50.92. **Heat 3:** 1. Bakersfield 47.93, 2. Muir 48.06, 3. Independence 48.58, 4. Lincoln 48.83, 5. Luther Burbank 48.97, 6. Crenshaw 50.09, 7. Eureka 50.17. **Heat 4:** 1. Morse 47.83, 2. Skyline 47.89, 3. Pius X 48.22, 4. Vallejo 48.47, 5. Washington 49.53, 6. St. Ignatius 49.91, 7. Carondelet 50.73.

1600 Meter Relay

Long Beach Poly was not done in this event like the 400, where their baton "boo-boo" had halted their season back at the League meet. Morningside (Inglewood) had traveled to the Texas Relays in early April and was narrowly defeated by Madison of Dallas 3:44.38-3:45.86. Morningside was doing it in 1992 without 400m star La-Shawn Stringer. With the Morningside crew beat up from the Texas Relays weekend and travel and all, Long Beach Poly had won at Arcadia in 3:49.52. The duo met at the Southern Section Qualifying Meet, with Poly frosh Andrea Anderson racing a 54.3 anchor to run Morningside down 3:47.42-3:47.68. Bishop O'Dowd, 3:49.92 at Arcadia, has a great group of athletes, with a 3:47.29 in the Section Finals that assured them a spot in the thick of the battle. Logan (Union City) 3:50.15 was second behind O'Dowd in the North Coast.

Some of the State's top girls teams are so deep that they can afford to interchange their team members and qualify for the State Finals with less than the number one squad they can put on the track. Long Beach Poly was second in Heat 1 here at 3:53.09 with some of the first string watching, with Allison Dring pulling Mt. Carmel into a qualifying position (3:53.44) with a 54.8 anchor behind Muir's 3:53.00 in that same race. Bishop O'Dowd

seemed to beholding something in reserve in its 3:51.72 Heat 2 win. Erin Blunt (56.2) and Christina Stark (56.8) raced strong middle legs for the runner-up San Pasqual squad (3:53.07). James Logan was 3:53.58 to win Heat 3 off four consistent legs (between 57.6 and 59.0). Morningside took the final qualifying race at 3:50.31, with Jaronda White 56.6 on leg 2 and Santishia Arnold anchoring in 56.7.

The Finals here would be a great race, with Long Beach Poly and Morningside going at it once again, with a great group from Bishop O'Dowd along to make it interesting. Maya Green brought O'Dowd in with a lead at the exchange at 58.4, with Poly 58.5 from Aminah Haddad and Morningside back a bit off Tai-Ne Gibson's 59.2. Jaronda White moved Morningside into the lead with a quick 55.3 second leg, with Jo-Launa Gilford (Poly) 56.5 and Miesha Marzell (O'Dowd) 57.1. James Logan, the North Coast Section power, was right in the thick of the race, with four teams within ten meters at the last exchange. Felicia Williams gave Morningside a slight lead with a 56.7 third leg, with Channel Anderson 56.5 for Poly and Bisa Grant 56.7 for O'Dowd. Andrea Anderson (LB Poly) is one amazing frosh athlete, showing poise and confidence while measuring Morningside veteran Santishia Arnold for 300 meters of the anchor leg. As she had the week previous in the Section qualifier, the Poly frosh made her move as the race headed into the final stretch, edging up and by Arnold to break the tape a 3:45.91 winner during her 54.5 leg. Arnold was 55.1 (Morningside 3:46.30), with Aisha Sims 55.5 (O'Dowd 3:47.84). James Logan was fourth in 3:49.05 in a spectacular race. There are only a couple of teams in the entire nation with entire teams at the level of the first four squads in this race. Allison Dring was 56.1 on the anchor of fifth place Mt. Carmel's 3:53.57, with Erin Blunt 56.2 for San Pasqual's 3:54.31 sixth place crew.

Finals:

1 Long Beach Poly	3:45.91
2 Morningside	3:46.30
3 Bishop O'Dowd	3:47.84
4 James Logan	3:49.05
5 Mt. Carmel	3:53.57
6 San Pasqual	3:54.31
7 Dorsey	3:55.16
8 Skyline	3:55.27
9 Muir	3:55.59

Heat 1: 1. Muir 3:53.00, 2. Long Beach Poly 3:53.09, 3. San Diego Mt. Carmel 3:53.44. Nonqualifiers included: 6. LA University

4:10.79. **Heat 2:** 1. Oakland Bishop O'Dowd 3:51.72, 2. Escondido San Pasqual 3:53.07. Nonqualifiers included: 3. St. Bernard 3:57.36, 7. LA Fremont 4:09.65. **Heat 3:** 1. Union City James Logan 3:53.58, 2. Oakland Skyline 3:55.18. Nonqualifiers included: 4. Crenshaw 4:06.21, Thousand Oaks, did not run. **Heat 4:** 1. Morningside 3:50.31, 2. Dorsey 3:56.30. Nonqualifiers included: Po-way, disqualified.

High Jump

Julie Jenkins (San Ramon, Darville) cleared 5-10 in the February Sunkist Indoor, then stayed local and pretty casual during the spring. Jenkins was sixth here last year and was the only returning finalist. Danielle Boswell (Bullard, Fresno) had matured in her soph year, with a 5-11 best and a number of solid big-meet competitions. Amy Cheli (Los Altos) and Tanya Lazar-lea (Vallejo) had 5-9 bests, with Kristy Kierulff (Esperanza, Anaheim) the South's best at 5-8 1/2. Aisha Sims (Bishop O'Dowd, Oakland) was the obligatory event threat from her school with 5-8 at the North Coast.

Qualifying in the Girls High Jump was not too eventful, with 5-4 on one's first attempt necessary to move on to the ten girl final. 5-8 competitor Aisha Sims was unable to clear 5-4 on this date, but O'Dowd teammate Jamilla Churchill was a qualifier at 5-4 to continue the weekend in which there seemed the presence of the Oakland private school in almost every event.

The finals here would have a bit of a surprise twist. Through 5-4 in the event only Reishshea Candidate fell by the wayside, with Jamilla Churchill, Darci Morrison, Tracye Lawyer, and Tanya Lazar-Lea all tying for sixth after making 5-4 on their first attempt and going no higher. Kristy Kierulff and Julie Jenkins were over 5-6 on their first attempt, with Danielle Boswell over 5-6 on her second attempt for fourth place, with Tina Bowman fifth when she cleared that height on her final trial. Now the real jumping would start. Interestingly, while Duffey and Bowman had their three trials at 5-7, Kierulff, Jenkins, and Boswell passed. At 5-8, the Esperanza frosh Kierulff and Bullard soph Boswell cleared on their first attempt, with Jenkins taking two trials to be successful. Jenkins required two efforts to make 5-9, with the daring other young duo passing that level. At 5-10 Kierulff continued her "amazing adventure," clearing on her first trial,

while Jenkins missed three times and Boswell got over on her third attempt. Kierulff ahead on misses, passed 5-11 while Boswell missed three times, with the Esperanza frosh attempting 6-0



KRISTY KIERULFF--High Jump
Photo by Bill Cockerham

to equal the national ninth grade record, set by current national record holder Amy Acuff, and take down the age-14 record of 5-11 by Angie Bradburn from 1983. It was not to be this day, but we think we will be hearing more from this young leaper.

Finals:

1 Kristy Kierulff (Esperanza)	5-10
2 Danielle Boswell (Bullard)	5-10
3 Julie Jenkins (San Ramon)	5-9
4 Erin Duffey (St. Francis)	5-6
5 Tina Bowman (Newport Harbor)	5-6
6 Jamilla Churchill (Bishop O'Dowd)	5-4
6 Darci Morrison (Laguna Hills)	5-4
6 Tracye Lawyer (Cate)	5-4
6 Tanya Lazar-Lea (Vallejo)	5-4
10 Reishshea Candidate (Clovis W)	5-2

Qualifiers: Lazar-Lea (Vallejo), Boswell (Fresno Bullard), Jenins (Darville, San Ramon), Lawyer (Cate, Bowman (Newport Harbor), Duffey (Mt. View St. Francis), Kierulff (Esperanza), all 5-6; Morris (Laguna Hills, 5-5; Candidate (Clovis West) and Churchill (Bishop O'Dowd) 5-4. **Non-qualifiers included:** Watson (Saugus), 5-2; Kraft (Carlsbad), Stallings (San Diego), Barnes (Van Nuys Grant), Hubbard (San Fernando) and Theriault (Verdugo Hills), all 5-0; Warren (Narbonne), Grebing (SD Mission Bay), no height.

Long Jump

In the post-Juliana Yendork era we came back to reality in distances in the horizontal jump events. Kam Warner (West Bakersfield) jumped a then-nation leading 19-6 1/2 to handle all the state's best at Arcadia, with great all-arounder, Heather Sterling

CIF / Reebok California State Meet

(Mission Viejo), 19-6 in mid-April. Sheena Ferguson (Washington, San Francisco) was best out of the Section meets at 19-2, with a 19-5 seasonal best. Nicole Haynes (Bishop Montgomery, Torrance) was third in 1991 with an 18-3 1/2 92 best, with Jessica Renton (Downey, Modesto) 5th last year and 18-2 1/2w/18-1 this year. Another fine all-rounder, Cheeza Figueroa (Quartz Hill), was the Southern Section Meet winner at 18-9 3/4.

The wind assisted a number of athletes to very fine performances in Friday's qualifying. It took 18-2 3/4w to make the Finals. Christine Burton (Helix, La Mesa) got the show going with a wind-aided 18-9 1/4 in the first round of flight two, with a big 19-0 1/4w third effort in qualifying. She held the lead until Nicole Haynes rode a big 4.5 meter per second gust to a 19-3 1/4w qualifier during her flight. The final group of four really busted loose, with Heather Sterlin 19-9w on her only fair (and final) jump of the Prelims, with Cheeza Ferguson a big 19-4 1/2w mark, Kam Warner a 19-3 1/2w opener, and Sheena Ferguson two scratches and a 20-3 3/4w final effort to lead Friday's action. Strangely enough, there were only a total of four fair jumps out of the twelve taken by the talented last flight of four, usually an indicator that heavy winds are raising havoc with step patterns.

This turned out to be a heck of a competition! Sheena Ferguson had hurt herself in Friday's qualifying, and was only 15-5 1/4 and two fouls in Saturday's early jumping. Kam Warner led through the first round at 19-5 1/4 (+2.0), with Nicole Haynes improving to 19-6 1/2w (+3.5) during the second round, and Heather Sterlin throwing out a challenge to all with a big 19-8 1/2 (+1.5) during that series of jumps. Sterlin suffered a serious back injury two years back and had been about a year off of wearing a back brace for a number of months, with the talented all-around star a fine jumper, hurdler, and long sprinter. Warner and Haynes continued out over 19 feet, with Warner 19-5 1/4, 19-3 1/2w, 19-7 1/4, 19-7 3/4w, and 19-2 1/4w, with Haynes 19-2 3/4 and 19-5w on her fourth and fifth jumps. Warner put it all together on her final effort with 1.5 meters per second of wind behind her, a 20-6 1/4 national leader and nearly ten inch margin of victory in the competition.

Finals:

- 1 Kam Warner (W Bkld) 20-6 1/4
 - 2 Heather Sterlin (Mission Viejo) 19-8 1/2
 - 3 Nicole Haynes (Bish Montgom) 19-6 1/2
 - 4 Cheeza Figueroa (Quartz Hill) 18-9
 - 5 Chanelle Anderson (L Bch Poly) 18-8 3/4
 - 6 Cherice Ellison (Mt. Pleasant) 18-6 3/4
 - 7 Christine Burton (Helix) 18-4 1/2
 - 8 Eva Potter (West Valley) 17-7 1/2
 - 9 Sheena Ferguson (Washington) 15-5 1/4
- Qualifiers:** Sheena Ferguson (Washington) 20-3 3/4, Heather Sterlin (Mission Viejo) 19-9, Cheeza Figueroa (Quartz Hill) 19-4, Kam Warner (West Bakersfield) 19-3 1/2, Nicole



KAM WARNER
Long Jump

Photo by Bill Cockerham

Haynes (Bishop Montgomery) 19-3 1/4, Christine Burton (Helix) 19-0 1/4, Eva Potter (West Valley) 18-7 1/4, Chanelle Anderson (Long Beach Poly) 18-3 3/4, Cherice Ellison (Mt. Pleasant) 18-2 3/4, Felicia Brown (Seaside) 18-2 1/4, Montoya Johnson (Dorsey) 18-0 1/4.

Non-Qualifiers: Tanisha Miles (Skyline) 16-1 3/4, Hadiya Green (Logan) 16-7 1/4, Tiffany Roberts (Carondelet) 16-3 1/4, Melissa MacPherson (Montgomery) 17-0 1/2, Jodi Bailey (St. Elizabeth) 15-3 3/4, Charisse Sampson (Washington) 17-8 1/4, Nelisha Henderson (Cleveland) 17-3 3/4, Erika Bomhorst (Chula Vista) 17-5 1/4, Sonya Martin (Tulare Western) 16-9 1/4, Jennifer Oliveira (Lemoore) 17-7 1/4, Shonte Tiplie (Jefferson, LA) 17-0 1/4, Tracie Lawyer (Cate) 17-3 3/4, Cindy McCloskey (Lynbrook) 17-5, Amy Loftin (Galt) 17-1 1/2, Carlene Jones (Morse) 17-11 1/4, Jessica Renton (Downey) 17-7, Michele Reid (Folsom) 17-4 1/2.

Triple Jump

Ditto here as in the Long Jump, as Miss Yendorik's graduation brought the event back into reality. State leader, at 40-4, and top returnee, at third, from last year, Kayla Montgomery (Clovis West), showed real heart in jumping 38-5 to qualify out of the Central Section after earlier in the meet

seemingly to suffer a severe leg injury in the hurdles. Latasha Burnett (Lynwood), who has shown great all-around potential since her sophomore year despite some ups and downs for a variety of reasons, emerged from the Section meets with the best mark that weekend at 39-0 1/4 and a seasonal best of 39-5 1/4. Christine Sherwood (Watsonville) continued her fine career this spring, with a 39-1 best and second at



KAYLA MONTGOMERY
Triple Jump

Photo by Bill Cockerham

Arcadia. Amy Littlepage (Mt. Miguel, Spring Valley) was the Arcadia winner against the State's top field and had a best of 38-8 1/2, with Ebony Henderson (Bakersfield) 39-0 1/2. Muir's fine all-around Amber Roberts was the other athlete over 39-0 at 39-2.

Triple Jump prelims action was pretty hot and heavy, with 37-10 1/4w necessary to make the Finals. Latasha Burnett led the field with a national leader 40-11, with former state leader (40-4) Kayla Montgomery seemingly recovered from injury with her 39-11 wind legal second place effort. Consistent Christine Sherwood had a 39-3 from Friday, with Amy Littlepage a pr 38-10 1/2.

Eyes were on Burnett, but it was Kayla Montgomery who got the competition off in the Finals with a 39-11 1/4 (wind +1.5) opener. Kayla's effort amazingly held the lead by over a foot until the final round. On her final jump Glory Dolphin improved to 39-2 1/4w (+3.0) for third, with Burnett a 39-9 1/2 (+1.9) on the final effort of the meet for second.

Finals:

- 1 Kayla Montgomery (Clov W) 39-11 1/4
- 2 Latasha Burnett (Lynwood) 39-9 1/2
- 3 Glory Dolphin (Santa Monica) 39-2 1/4

- 4 Ebony Henderson (Bakersfield) 38-9 1/4
- 5 Christine Sherwood (Watsonville) 38-4 1/2
- 6 Marquita Knight (L Bch Poly) 38-1 1/2
- 7 Wintress Lang (Cent/Comp) 38-1 1/4
- 8 Allia Hanson (James Logan) 36-9 3/4

Qualifiers: Burnett (Lynwood) 40-11 (wind 1.0 mps aiding, national leader); Montgomery (Clovis West) 39-11; Sherwood (Watsonville) 39-3; Littlepage (SD Mt. Miguel) 38-10 1/2; Henderson (Bakersfield) 38-9 3/4; Dolphin (Santa Monica) 38-6 1/2w; Hanson (Union City Logan) 38-5 1/2w (36-10 1/2 legal best); Lang (Compton Centennial) 37-10 3/4w; Knight (Long Bch Poly) 37-10 1/2 w (37-2 3/4). **Non-qualifiers included:** 10. Porter (Escondido Orange Glen) 37-9 1/2, 12. Stark (Escondido San Pasqual) 37-3w (35-6 1/4); 19. Moreno (LA Lincoln) 34-11 3/4; 21. Hunter (LA University) 34-3; Dyson (LA Banning) 33-11 3/4w; Johnson (Dorsey), Roberts (Muir) did not jump.

Shot Put

Kristen Heaston (Ygnacio Valley, Concord) burst forth early in the year with a put of over 46-0, then leveled out for a time before exploding to an impressive 49-2 1/2 at the North Coast meet. A put out in that area would put her far ahead of the pack. A respectable group behind Heaston was led by junior Nada Kavar (Crescenta Valley, La Crescenta), a basketballer who improved out to 45-9 1/2 at the end of the season. Crystal Brownlee (Westlake, Westlake Village), runner-up last year, was 44-8 1/2, with Lisa Stephaney (Hoover, Fresno) peaking nicely at Section with a 44-6 and Lisa Misapeka (Temecula Valley) also over 44-0 at 44-3.

Kristin Beaston continued her fine throwing through the Prelims, with a 47-7 3/4 opener and 47-0 1/4 second put that had her over three feet ahead of the next best putter, Crystal Brownlee (44-3).

In the Finals Lisa Misapeka started things with a lifetime best 44-6 3/4 on her second effort. Kavar followed out with a 43-3, with Heaston finishing out the three prelim puts with a leading 45-3 1/2 effort. Crystal Brownlee, usually at her best in this competition, was 41-5 1/5 after the prelims, and finished with three foul efforts in the finals. The leading trio did not improve during their three final puts, with Heaston's 45-3 1/2 holding up for the win, with top six all back for what should be a good 1993 season in the event.

Finals:

- 1 Kristin Heaston (Ygn Valley) 45-3 1/2
- 2 Lisa Misapeka (Temecula Vy) 44-6 3/4
- 3 Nada Kavar (Cresc Valley) 43-3

CIF / Reebok California State Meet

- 4 Soozie Shanley (Tulare) 42-4 1/2
 5 Yolanda Crowder (Bkfld) 41-10 3/4
 6 Crystal Brownlee (Westlake) 41-5 1/2
 7 Tiann Rouse (Livingston) 40-10 3/4
 8 Kristina Mataafa (Or Glen) 40-7 1/4
 9 Lisa Stephaney (Hoover) 40-6
Qualifiers: Kristin Heaston (Ygnacio Valley) 47-7 3/4, Crystal Brownlee (Westlake)



KRISTIN HEASTON—Shot Put
 Photo by Bill Cockerham

44-3, Tiann Rouse (Livingston) 44-0, Nada Kavar (Crescenta Valley) 43-5 1/4, Soozie Chanley (Tulare) 42-0, Lisa Misipeka (Temecula Valley) 41-9 1/4, Kristina Mataafa (Orange Glen) 41-8 1/2, Lisa Stephaney (Hoover) 41-7 3/4, Yolanda Crowder (Bakersfield) 41-0 3/4, Chelsea Stephens (Atwater) 40-11 3/4, Gina Heads (Newport Harbor) 40-9 1/2.

Non-Qualifiers: Aisha Miller (Skyline) 28-10, Kim Shea (Lowell) 31-0, Darvena Merritt (North Hollywood) 35-0 1/2, Darlene Walker (Hollywood) 33-9, Keshana Ledet (Washington) 33-3, Stephanie Loggins (Moreau) 34-9 1/4, Mari Savage (Burlingame) 33-1 1/4, Denise Edwards (Del Mar) 36-0 1/4, Leslie Woolery (West Valley) 39-4, Lelica Zazaboi (Westmoon) 36-5 1/2, Kelly Smith (Patrick Henry) 37-2, Doreen DeLas-Santos (Ukiah) 39-8 3/4, Kristina Barden (Nevada Union) 39-9, Mirinda Shafer (James Logan) 39-10, Scia Maumausolo (Mt. Carmel) 39-4 1/2, Beth Burton (Warren) 39-11 3/4.

Discus

Soph Suzy Powell (Downey, Modesto) had a steady season, with the 1991 event runner-up a seasonal best of 157-10. Kristina Mataafa (Orange Glen, Escondido) was the other in the State over 150-0 at 151-1. Fine all-around Scia Maumausolo (Mt. Carmel, San Diego), she's all-world in Volleyball and Softball, was 144-3. With seasonal best efforts in Section Finals competition were Lisa Stephaney (Hoover, Fresno) 143-6, Becky Elwood (Calava-

ras) 142-10, Gina Heads (Newport Harbor) 142-7, and Kristina Barden (Nevada Union, Grass Valley) 141-6.

What a State Meet weekend Suzy Powell would have here, as after a fairly low-key season she peaked superbly in going through both national grade



SUZY POWELL—Discus

Photo by Bill Cockerham

and age records in the event! The Downey of Modesto soph, a member of the U.S. Junior National team last year as a ninth grader, wowed them in Friday's trials, improving through 151-5, 160-6, and 165-1 tosses, the latter a big seasonal pr that took down the national soph record of 163-0 set by Melissa Weis (Bakersfield) from 1988. That is throwing in some pretty good company! Kristina Mataafa (Orange Glen, Escondido) was 145-8 in second, with Becky Elwood and Kristina Barden notables who failed to make the top nine.

Miss Powell came to throw in the Finals also, blasting a 169-8 on her opening toss that took down the age 15 national record of 168-2 by Carla Garrett of Santa Fe, New Mexico, from 1983. Some pretty good company once again, as Garrett just qualified for the 1992 U.S. Olympic team! Suzy followed her opening toss with a foul, a 155-11 effort, with Kristina Mataafa out to 150-6 on her fourth toss for move into second. Having a tough time putting it together after the big opener, with the wind conditions this weekend far from ideal for top discus throwing, Powell finished with 151-9, foul, and 154-6 throws. Mataafa was second with her 150-6, with Scia Maumausolo next at 140-2. With no one on the horizon statewide to keep Suzy honest over the next year or two the

next assignment for 1993 is the junior class and age 16 national bests of 175-10 by Leslie Deniz (Gridley, Ca) from 1979. Leslie also has the State Meet Record at 172-11, so there should be motivation during those lonely March workouts for the talented Modesto athlete.

Finals:

- 1 Suzy Powell (Downey) 169-8
 2 Kristina Mataafa (Or Glen) 150-6
 3 Scia Maumausolo (Mt. Carm) 140-2
 4 Soozie Shanley (Tulare) 135-5
 5 Leslie Woolery (West Valley) 133-0
 6 Lisa Stephaney (Hoover) 132-6
 7 Lisa Misipeka (Temecula Vly) 129-8
 8 Gina Heads (Newport Harbor) 127-9
 9 Kirstin Heaston (Ygnacio Vly) 116-5

Qualifiers: Suzy Powell (Downey) 165-1, Kristina Mataafa (Orange Glen) 145-8, Scia Maumausolo (Mt. Carmel) 140-5, Leslie Woolery (West Valley) 140-2, Lisa Stephaney (Hoover) 139-3, Soozie Shanley (Tulare) 137-14, Gina Heads (Newbury Park) 136-10, Kristin Heaston (Ygnacio Valley) 135-3, Lisa Misipeka (Temecula Valley) 133-11, Tyrenda Stamps (Mt. Pleasant) 133-5, Tina Dojan (Palo Alto) 131-5.

Non-Qualifiers: Nandi Ellis (Skyline) 102-11, Karin Zarcone (Amador Valley) 115-11, Kippi Joiner (Benacia) 123-11, Helen Dijkstra (Bakersfield) 131-5, Monica Sullivan (Watsonville) 119-1, Kelly Smith (Patrick Henry) 125-8, Stacy Andrews (Arroyo Grande) 128-11, Vicki Garcia (Amador Valley) 130-10, Mary-Alice Lott (Palm Springs) 128-8, Mary Wilson (Charter Oak) 128-5, Kristina

Barden (Nevada Union) 129-5, Becky Elwood (Calaveras) 130-0.

Scoring:

Long Beach Poly, led by very sophisticated and classy frosh sprinters Andrea Anderson and Aminah Haddad, emerged the winners-over an equally as talented and competitive Morningside team. There are truly some amazing programs on this side in the State, with the first five team finishers capable of matching up very effectively in a dual meet against any team in the entire nation. Bishop O'Dowd, with quality everywhere, was third at 24, with Bakersfield, marking the end of the Janice Nichols/Tike Jackson era, fourth with 22, and the Marion Jones led Thousand Oaks group was fifth at 21. An awful lot of good people are back on the female side statewide next year, so it should be fun again in 1993.

Scoring:

Poly (Long Beach)	39
Morningside	28
Bishop O'Dowd (Oakland)	24
Bakersfield	22
Thousand Oaks	21
Lompoc	20
San Pasqual	19
Fillmore & Clovis West (Clovis)	16
West Bakersfield	14

A quick and easy to subscribe to **CTN...**

FAX IT!

Photocopy this form then FAX IT to (209) 255-4904 to begin your subscription. We will bill you later (\$20.00 for one year postage & handling).

YES, please begin my one-year subscription to **California Track News.**

Name

Address

City/State/Zip

PREP NOTES

By KEITH CONNING

■ San Joaquin Relays

Hanford High, April 11--Senior Damon Bagley (Lemoore), who had a best of 15.17 in the 110 high hurdles in 1991, won in 13.9.

■ Melisa Weis

(Bakersfield 1990)

Melisa Weis, a three-time All-American who finished fourth in the recent NCAA indoor meet, is leaving UCLA.

Weis placed first in the TAC Junior discus and third in the shot put as a senior at Bakersfield High School in 1990.

■ Chico Invitational

April 24--Mike Katri (Fortuna) won the 800 meters in 1:52.8, which is the fourth fastest in California this year.

■ Vallejo Relays

Corbus Field, Vallejo High School, April 25--Junior Brian Wilkinson (Merced), ranked number two in the mile in the United States, had an incredible day of running. He opened by running the 1,600 meters in 4:17.72. He then anchored his sprint medley relay to victory in 1:56.2. Only 28 minutes later, hardly enough time to catch his breath, he anchored the 4 x 800 relay team to victory in 1:56.1.

Wilkinson could be the next prep sub-four minute miler! He is also a very nice young man. After his races he came up to me in the announcer's booth and thanked me for the inspiration I gave him over the public address system. Each time he received the baton his team was way behind. I pointed out to the crowd that the nation's second fastest miler was about to anchor for Merced -- he received a standing ovation from the crowd.

Sean Brown (Terra Linda, San Rafael) pole vaulted 15-7 to become the California state leader.

The Vallejo boys' 4 x 200 relay team ran 1:27.63.

The St. Mary's (Berkeley) boys' 4 x 400 relay team of Branch 49.0, Homsby 50.4, Jessie Wilson 49.2, and Damian Sullivan 48.1 ran 3:16.72. They still rank number two in California at 3:16.3, which they ran at the Oakland Invitational on March 28.

Tanya Lazar-Lea (Vallejo) high jumped 5-8. Sheena Ferguson (Washington, San Francisco) long jumped 19-5. It is the third longest jump in the United States this season.

The Santa Rosa girls' sprint medley relay team (100, 100, 200, 400) ran 1:50.2.

■ Leigh-West Valley Relays

West Valley College, Saratoga, April 25--Jeremy Robinson (Bellamine, San Jose) threw the hammer 196-3. He is currently ranked second in the United States at 206-0.

Lisa Crouch (Aptos) ran the 1,500 meters in 4:42.39.

Freshman sensation Jennifer Odom (Independence, San Jose) defeated Kerri Gabrielson (Monta Vista, Cupertino) in the 100 meter low hurdles--14.1 to 14.2.

■ Charlie Eaton Relays

Acalanes High School, Lafayette, May 1--The De La Salle 4 x mile relay team of senior Matt McCoy (4:36), junior Ty Walker (4:35), sophomore John Kelly (4:31), and junior Mike Prindiville (4:22), set a new meet record of 18:04.2. The old meet record of 18:06.6 was held jointly by the 1981 Las Lomas team of Maschek, John Morse, Barlow, and Hooker and the 1990 De La Salle team of Jim Zachary, Tyler Robbins, Todd Coulson, and Jeremy Seven.

The Monte Vista girls' 4 x mile relay team won in 22:37.5.

Junior Kristen Heaston (Ygnacio Valley, Concord) set a new meet record in the shot of 45-10. The old meet record of 40-9 1/2 was set by Amy Vangeogen (Antioch) in 1981. Heaston's series: 45-10, 45-1, 42-7, and 43-11.

■ Suzy Powell

(Downey, Modesto)

City Meet, Downey, May 1--Suzy Powell (Downey, Modesto) threw the discus 152-5.

■ St. Mary's (Berkeley) takes state lead in the 1600 meter relay

St. Mary's, Berkeley, May 8--The St. Mary's team of junior Rod Branch 48.0, and

seniors Russell Hornsby 50.5, Jesse Wilson 48.6, and Damian Sullivan 48.5 ran the 1600 meter relay in 3:15.6. It is the fastest time in the state this year.

This was the conclusion of the dual meet which was stopped last week because of the demonstrations and looting in Berkeley. The University of California is located between St. Mary's and Bishop O'Dowd. Demonstrators blocked I-80 and delayed the arrival of the team.

St. Mary's was relatively fresh for this effort, since Hornsby and Wilson hadn't run any races.

Morningside (Inglewood) was the previous leader at 3:16.10.

Russell Hornsby is going to study drama at Boston College.

Jesse Wilson is a Native American. Cal is very interested in him.

■ Sacramento Meet of Champions

American River College, Sacramento, May 9--Seven meet records were set in the 13th annual meet on a hot evening. It featured one of the strongest fields in recent memory including state leaders in six events and defending meet champions in 16.

Anthony Volson (Merced) defeated sophomore Ali Evans (Vallejo) in the 100 meters--10.54 to 10.59, the two fastest times in the state this season. Volson's time is the third fastest in the nation. Riley Washington (Southwest, San Diego) was the previous leader at 10.62. It was a new meet record. The old record of 10.62 was set by Steve Jones (Burbank, Sacramento) in 1985. The wind was +1.97.

Volson also beat Evans in the 200 meters--21.33 to 21.48. The wind was 0.00. Volson takes over the state and national lead from Gentry Bradley (Pius X, Downey) at 21.46, and DeMarcus Lindsey (Murphy, Mobile, Alabama) at 21.37.

Volson won the outstanding track athlete award.

Milton Hughes (Stagg, Stockton) set a new meet record of 47.32 in the 400 meters. The old record of 48.14 was set by Willie Clark (Wheatland) in 1990. Clark now plays football

continued next page...

PREP NOTES

for Notre Dame.

Junior Brian Wilkinson (Merced) set a new meet record of 1:51.19 in the 800 meters. The old record of 1:52.0 was set by Nick Sparks (Bella Vista, Fair Oaks) in 1984. Milton Hughes, who ranks second in the state and third in the nation at 1:51.06, placed third in 1:54.72. Hughes had won the 400 meters just 25 minutes earlier.

Wilkinson, the state leader and second in the nation in the 1600 meters at 4:11.17, won in 4:20.9, but was disqualified for impeding David Monk of Fairfield. Wilkinson ran wide in lane one and Monk took advantage of the gap to move on the inside. Wilkinson tried to prevent Monk from going by on the inside. Wilkinson told me before the race that he was just planning a tactical race, since he wanted to save something for the 800 meters duel with Hughes.

Chris Redmond (Vallejo), the state leader in the 110 high hurdles at 14.1, did not run.

The Highlands (North Highlands) boys' 400 meter relay team defeated Vallejo--41.47 to 41.66. It was the second fastest time in the state this year. Mt. Pleasant (San Jose) leads at 41.15.

"This one isn't it," coach Mike Gipson (Highlands) said to Loftus. "Three weeks from now when we're down in Modesto (Sac-Joaquin Section) is when it counts."

Vallejo set a new meet record in the boys' 1600 meter relay of 3:15.2. The old record of 3:19.1 was set by Fairfield in 1989. Ali Evans anchored Vallejo in 47.0. Valley, with the state long jump leader Robert Purdue anchoring in 48.9, placed second in 3:15.4, and Burbank was third in 3:15.7. These were the first, second, and fourth fastest times in the state. St. Mary's (Berkeley) ran 3:15.6 on their unusual triangular-shaped track in a dual meet against Bishop O'Dowd (Oakland) on Thursday. They held the state lead for just over 24 hours.

"I know it's possible for me to do anything," Evans said to Jim Loftus (Sacramento Bee). "I had to go get him (Robert Purdue). My coach said if there's anyone out in front of you, go get him."

"I wasn't pumping enough on the corners," Purdue said to Mike Wise (Sacramento Union). "I heard him (Ali Evans) coming and I wanted to turn it over, but it was too late."

"We were hoping for 3:17, or 3:16, so, yes, this is nice," Valley coach Rod Hunt said to Mike Wise.

Griffin Childers (Woodland), who has the second best outdoor state high jump at 6-10

and Kevin Williams (Yuba City), the state high jump leader at 7-0, set a meet record of 6-10. The old meet record of 6-9 was set by Brett Miller (Fairfield) in 1989. Childers won on fewer misses and was named the meet's outstanding field athlete.

"It's (7-feet) still a barrier," Childers said to Mike Wise. "I felt like I could clear it today, though."

"I just wanted to jump high," said Childers to Gary Traynham (Woodland Democrat Sports Editor).

"I haven't been jumping very high of late," Childers said. "I wasn't going much over 6-6. I felt tonight I had a little power."

"It (presence of Williams) pushes us a lot," Childers said.

"Now he has the mental edge," Williams said to Traynham. "I'm so hungry I'm going to clear 7-6 to beat him."

"There's a frustration at seven feet," he said. "I've done it once, but I know I can do it again. Every time I want seven feet. If I don't get seven feet, I want to tear people apart."

Clarence Phelps (Christian Brothers, Sacramento) and Tye Harvey (Sonora) set a new meet record of 16-0 in the pole vault with the help of some new poles. The old record of 15-6 3/4 was set by P. J. Chadwick (Woodland) and Matt McCauley (Nevada Union, Grass Valley) in 1991. Phelps won the competition. The previous state leader was Corey Johnson (El Dorado, Placerville) at 15-9. He placed fourth at 14-6.

"I ordered (the new poles) for today," Phelps said to Loftus. "I thought it would be good enough. I got my 16 feet, but..."

"Almost," said Phelps to Mike Wise. "I almost cleared 16-6. I just am too strong and fast for these poles."

Robert Purdue (Valley, Sacramento), the state leader in the long jump at 24-3 3/4, fouled twice and scratched on his third attempt after bruising his heel in the 400 relay.

"It only hurts when I walk on it," Purdue said to Mike Wise. "I'll be all right for sections, though."

Yvonne Scott (Johnson, Sacramento) ran the 100 meter low hurdles in 14.37.

Suzy Powell (Downey, Modesto), the state discus leader at 157-3, threw the platter 147-10.

■ Kristen Heaston

(Ygnacio Valley, Concord)

Bay Valley Athletic League, Antioch, May 8--Kristen Heaston (Ygnacio Valley, Concord) threw the shot 44-11 3/4.

■ Mike Katri (Fortuna)

County Meet, Humboldt State University, May 9--Mike Katri (Fortuna), seventh in the 1991 State Meet 800 meters, ran 1:52.9. It was just one tenth of a second slower than his all-time best on April 24th in Chico.

■ Sean Brown

(Terra Linda, San Rafael)

Marin County Athletic League Championship, Petaluma High School, May 9--Sean Brown (Terra Linda, San Rafael) set a new Marin County Athletic League meet record in the pole vault of 15-7. He is the fourth highest vaulter in the state this year.

He also cleared 15-7 at the Vallejo Relays on April 25.

■ Brooks Johnson leaves Stanford

Stanford, May 12--Coach Brooks Johnson is taking early retirement from Stanford.

Johnson coached at Stanford for 13 years. He has been accepted as head track and field job at Cal-Poly SLO.

■ Suzy Powell

(Downey, Modesto)

Downey High School, Modesto, May 13--Suzy Powell (Downey, Modesto) threw the discus 157-10 in the Central California Conference League trials.

■ Eastshore Athletic League Championships

St. Mary's High School, Berkeley, May 16--The St. Mary's 4 x 400 relay team of junior Rod Branch (47.6) and seniors Russell Hornsby (49.7), Jesse Wilson (47.4), and Damien Sullivan (48.4) set a new school record of 3:13.19. The old school record of 3:15.0 was set in 1980 by a team of David White, Tony Joseph, Don Ward, and Jay Lawson. Lawson is the current head coach. Ward was the only double winner in the 1980 State Meet as he took both hurdle races in 13.73 and 36.57.

It is the fastest time in California this year. The previous state leader was Vallejo at 3:15.2.

The 3:13.19 is also the third fastest in North Coast Section history. Only the 1981 Berkeley team at 3:08.94, a national record at the time, and the 1977 Berkeley team at 3:10.42 have run faster.

Senior Lesa Parker (Bishop O'Dowd, Oak-

continued next page...

PREP NOTES

land) edged teammate Besa Grant in a wind-aided 100 meters--11.86 to 11.88.

Junior Miesha Marzell (Bishop O'Dowd), the current state leader and second fastest in the nation in the 800 at 2:11.57, won in 2:14.19. She ran the first lap in :59.

Senior Aisha Sims (Bishop O'Dowd) high jumped 5-8.

■ Todd Kelly (Big Valley, Bieber) takes state high jump lead

Evergreen League Meet, Bieber, May 16--Todd Kelly (Big Valley, Bieber) cleared 7-0 1/4 in the high jump to become the state leader. The former leader was Kevin Williams (Yuba City) at 7-0.

Kelly, a junior, is 6-feet, 5-inches tall.

He only placed third at the Sacramento Meet of Champions on May 9 at 6-8. However, he cleared 6-10 in practice the week of the league meet.

It is a new Northern Section record. The old record of 6-11 1/2 was set by Eric Johansen (Central Valley) in the 1970's.

Kelly recently won the slam dunk contest at Shasta College.

I met Yreka coach Jim Eckman at the Pac-10 championship and he provided me with this information.

Bieber is located in the Northeastern portion of California. It is 18 miles east of McArthur and 13 miles west of Adin on California highway 299. It is 93 miles northeast of Redding.

■ Sac-Joaquin Sub-Section

Modesto Junior College, May 22--Anthony Volson (Merced) won the 100 in 10.55 and the 200 in 21.28.

Milton Hughes (Stagg, Stockton) ran the 800 in 1:51.33.

Maigha Strickland (Merced) won the 100 in 11.93.

Jessica Renton (Downey, Modesto) did not compete in the triple jump, because she pulled her hamstring.

Suzy Powell (Downey, Modesto) threw the discus 156-9.

■ North Coast Section 2-A

Diablo Valley College, Concord, May 23--Mike Katri (Fortuna) won the 800 in 1:51.98.

The St. Mary's 4 x 400 relay team set a new meet record of 3:15.26. They are the current state leaders at 3:13.19.

Lesa Parker (Bishop O'Dowd) edged teammate Besa Grant in the 100, but both athletes received identical times of 12.03.

Miesha Marzell (Bishop O'Dowd) won the 800 in 2:14.27. She is the current state leader and second in the nation at 2:11.57.

The Bishop O'Dowd girls won an unprecedented 12 of 15 events.

■ Kristen Heaston

(Ygnacio Valley)

Diablo Valley College, Concord, May 23--Kristen Heaston (Ygnacio Valley) won the North Coast Section 3-A shot put at 45-0. She is the current state leader at 46-0.

■ Who are the best brother and sister discus throwers?

John Wirtz (Leland, San Jose 1988) and Mindy Wirtz (Leland, San Jose 1990/Medina, Ohio 1992) are wondering if they are the best high school brother and sister discus throwers. John placed third in the discus at 195-6 in the Golden West Invitational his senior year, and Mindy placed third at 148-9 in this year's meet. Mindy's personal bests are 155-9 and 46-4 1/2 in the shot. John's best in high school was 199-10.

■ Lemoore discus team of 1980 surpassed St. Ignatius 1992

Bob Fraley, the pole vault coach at Fresno State University, told me at Golden West that his Lemoore team of 1980 had five throwers over 150-0--Jim Clark 180-8, Otis Tolbert 180-2, Jeff Lute 179-10, Davis Floyd 174-2, and John Burleson 156-0.

■ Central Section

May 21--The Bakersfield boys' 4 x 100 relay team won in 41.61.

Senior Jeff Buckey (Bakersfield) put the shot 60-9 and threw the discus 201-7. Buckey is the national leader at 208-11.

Senior Janice Nichols (Bakersfield) won the 200 meters in 24.56.

Freshman Kristi Johnson (Central, Fresno) won the 800 meters in 2:13.53.

Senior Kam Wamer (West, Bakersfield) won the 100 meter low hurdles in 13.99 and the long jump at 18-10 1/2.

Sophomore Danielle Boswell (Bullard, Fresno) high jumped 5-8.

Sophomore Ebony Henderson (Bakersfield) upset senior Kayla Montgomery (Clovis

West), who is the state leader at 40-4 1/2, in the triple jump--38-11 3/4 to 38-5.

Junior Lisa Stephaney (Hoover, Fresno) put the shot 44-6 and threw the discus 143-6.

■ Central Coast Section

San Jose City College, May 28--Senior Richard Dupree (Mount Pleasant, San Jose), the defending State Meet champion in the 400 meters from Roosevelt (Fresno), won the 200 meters in 21.43 (-0.10) and the 400 meters in 47.45.

Junior Alphonso Mitchell (Monterey) won the 800 meters in 1:53.13.

Senior Pete Swanson (Hollister) put the shot 59-7 1/2 and threw the discus 191-9.

Senior Cherice Ellison (Mount Pleasant, San Jose) won the 200 meters in 24.61 (+0.90).

Freshman Jennifer Odom (Independence, San Jose) won the 100 meter low hurdles in 14.24 (+0.10). Senior Angela Hill (Mount Pleasant, San Jose) placed second in 14.33. Denita Timberlake (Del Mar, San Jose) was third in 14.48.

Hill also won the 300 meter low hurdles in 44.15.

■ Sac-Joaquin Section

Modesto Junior College, May 29--Sophomore Ali Evans (Vallejo) defeated junior Anthony Volson (Merced) in the 100 meters--10.46 to 10.47 wind-aided. Junior Brian Lewis (Highlands, North Highlands) was third in 10.57. Non-qualifying in 10.60 were Ray Caruth (Valley, Sacramento) and Johnson (Vallejo).

Volson defeated Lewis in the 200 meters--21.18 to 21.36 wind-aided. Evans was third in 21.38.

Senior Milton Hughes (Stagg, Stockton) set a new meet record in the 800 meters of 1:51.48. The old record of 1:51.8 was set by Ron Hyatt (Placer) in 1972.

Senior Chris Redmond (Vallejo) won the 110 meter high hurdles in 14.04 wind-aided, and the 300 intermediate hurdles in 37.2.

Vallejo set a new meet record in the 4 x 100 of 41.50. The old record of 41.7 was set by Johnson in 1985.

Vallejo won the 4 x 400 in 3:16.64.

Senior Clarence Phelps (Christian Brothers, Sacramento) pole vaulted 15-6.

Senior Tanisha Johns (Burbank, Sacramento) defeated junior Maigha Strickland (Merced) in the 100 meters--11.84 to 11.93

continued ...

PREP NOTES

CALIFORNIA TRACK AND CROSS COUNTRY COACHES ALLIANCE NEWS

from Dennis McClanahan

Track and Field and the Order of Things.....

The year is 1993 and it's Friday night football at your local high school. The national anthem is played, and as everyone sits down the game begins in the 3rd quarter. "What's going on?" everyone asks. Confusion reigns for most of the game in the stands as the spectators wonder what happened. After the third quarter comes the first, then the second, then half-time, then the 4th quarter. During the school year other strange things continue to happen in all sports. The wrestling coach starts his matches at 150 lbs, goes up one weight, then down one, until all the individual matches are wrestled. In golf, the coach starts on the 12th hole and goes backward until the 18 holes are completed.

If these things sound strange, then maybe you can imagine the confusion that some of the spectators and athletes go through many times when they compete in dual meets. In the State of California, our sections have no common order of events for track meets. Different leagues may have different order of events within a section, and so athletes and spectators will often be confused as to what is happening during a dual meet. Maybe it is time for a common dual meet order of events within California and its various sections.

I raised this question at the State Track meeting of the CALIFORNIA COACHES ALLIANCE and received an overwhelming positive response. Just from talking with coaches, it seems that perhaps 75% of the leagues within California follow the state meet order of events. While some coaches may not like that order, it matches the NCAA order and would give the spectator, athlete, and coach a continuity throughout the year. A great many coaches feel that it would be a positive

move for the sport and the athletes. As a result of this feedback, the COACHES ALLIANCE would like to take a statewide survey on the order of events used in your leagues within your section. Please send as much information regarding the order of events in various leagues within your section to: **Dennis McClanahan, 13014 Nightfall Terrace, San Diego, 92128 OR TO Doug Speck, 563 Willowgrove, Glendora, 91740.** (We have provided the form for our questions below.) As the months go by, we will continue to publish the information that we receive. Hopefully we will get a good response from coaches.

Based on the initial feedback that we received, we would venture to say that about 75% of the leagues in the state run the state meet order. Maybe the sport would be helped if we were all running the same things. At the very least, it would provide a consistency throughout the state in our sport.

State Meet Results

Every high school in California will receive a free copy of the July 1992 issue of *California Track News* with the results of the CIF/Reebok State Track Meet. One of the areas that the CALIFORNIA TRACK AND CROSS COUNTRY COACHES ALLIANCE hopes to improve is the area of communication within the state. In the future, we hope to send out State Meet (track and cross country) issues statewide.

New Renewal Process for Yearly Dues

Starting with the 92-93 school year, we will be hooked into the billing database of CTN which will allow us to send you your yearly renewal form a month prior to expiration. Your renewal form and dues check will be sent to the ALLIANCE address in Fresno, rather than San Diego. This change will streamline the renewal process and help prevent long delays

in receiving your magazine. Additionally, when we receive your check, you will be receiving a postcard confirming your ALLIANCE membership.

New School Membership Now Available

One of our changes for the 1992-1993 ALLIANCE year will be the availability of a school membership, as well as the individual membership. The cost of **school membership is \$50 per year.** All members of your cross country and track staff will belong the ALLIANCE and will be eligible for clinic discounts. In addition, *California Track News* will send 2 issues to your school: 1) head coach, and 2) assistant coach or library copy. We hope this will be a way that the assistant coaches on your staff can get involved with the ALLIANCE.

Details are included on the ALLIANCE application in this issue.

continued next page...

Section _____

League(s) _____

State Meet Order of Events
Yes _____ No _____

How many leagues are within your Section?

Extra Comments:

PREP NOTES

wind-aided--and in the 200 meters--24.46 to 24.50 wind-aided.

Senior Tanya Lazar-Lea (Vallejo) high jumped 5-8. Junior Katrina Hall (Franklin, Stockton) triple jumped 38-6 3/4. Junior Chelsea Stephens (Atwater) put the shot 42-11 1/2.

Sophomore Suzy Powell (Downey, Modesto) won the discus with a throw of 157-6. Senior Becky Elwood (Calaveras, San Andreas) placed second at 142-10, and senior Kristina Barden (Nevada Union, Grass Valley) was third at 141-6.

■ Northern Section

May 29--Junior Todd Kelly (Big Valley, Bieber), the state high jump leader at 7-0 1/4, jumped 6-11.

■ North Coast Section Meet of Champions

Edwards Stadium, Berkeley, May 30--Senior Mike Katri (Fortuna) won the 800 meters in 1:51.22. Senior Adam Hemdon (Bishop O'Dowd, Oakland) placed second in 1:52.65. Junior John Lockard (James Logan, Union City) was third in 1:53.03. Junior Colin Dean (Bishop O'Dowd) was fourth in 1:53.20.

The St. Mary's (Berkeley) 1600 meter relay team of Rod Branch, Russell Hornsby, Jesse Wilson, and Damien Sullivan won in 3:15.70.

Senior Sean Brown (Terra Linda, San Rafael) pole vaulted 15-6. Brown's series: 12-6 P, 13-0 P, 13-6 P, 13-9 OOX, 14-0 X, 14-3 P, 14-6 OX, 15-0 OX, 15-3 OX, 15-6 X, 16-0 OOO.

Senior Lesa Parker (Bishop O'Dowd) won the 100 meters in 11.98 (-1.8 mps) and the

200 meters in 24.34 (+2.1).

Sophomore Latasha Gilliam (Pittsburg) defeated senior Maya Greene (Bishop O'Dowd) in the 400 meters--56.08 to 56.20.

Junior Miesha Marzell (Bishop O'Dowd), the 1991 Nevada State 800 champion from Reed High School in Sparks, Nevada, defeated senior Kerri Woolheater (Casa Grande, Petaluma), who is going to SMU, 2:09.48 to 2:11.71.

Senior Bisa Grant (Bishop O'Dowd) ran the 100 meter low hurdles in 14.50 (+2.30).

The Bishop O'Dowd girls' 1600 meter relay team of Bisa Grant, Lesa Parker, Maya Greene, and Miesha Marzell set a new meet record of 3:47.29. The old meet record of 3:49.0 was set by Berkeley in 1981. The James Logan team of Monique Dale, Charlene Baldwin, Sunshinne Peterson, and Kelli White placed second in 3:50.15. White's father was the coach of the 1981 Berkeley team.

Junior Kristin Heaston (Ygnacio Valley, Concord) set a new NCS and meet record of 49-2 1/2. The old NCS record of 45-11 1/4 was set by Mika Hilaire (Pittsburg) in 1991. The old meet record of 44-0 1/2 was set by 1984 American Olympian Laura DeSnoo (Washington, Fremont) in 1981. Heaston's series: 44-1 1/4, 44-5 1/4, 49-2 1/2, 44-9, 48-9 1/4, 46-2 1/4. This was the third best throw in the nation this season.

■ San Francisco Section

Kezar Stadium, May 31--Derek Shepard (Lincoln, San Francisco) won the 200 meters in 21.24 (+2.60).

Shena Ferguson (Washington, San Francisco) long jumped 19-2 1/2 wind-aided.

■ Oakland Section

Laney College, May 31--Junior Malika Freeman (Skyline, Oakland) set a new meet record in the 400 meters of 56.03.

■ 1992 California State Meet Points Per Qualifier

by Donn Kirk (Pleasant Hill, Oregon)

Boys			
Section No	Pts.	Pts/Qualr	Notes
	6	6.0	All Kelly
Sac	86	28.7	2nd-best section
NCS	43	10.8	
Oak	0	00.0	
SF	12	12.0	All Shepard
CCS	21	7.0	
Cent	48	16.0	
LA	8	2.0	2 high-hurdlers only!
So	234	47.2	Awesomel
SD	36	12.0	Washington 18

continued next page...

ALLIANCE, continued**State Meet Time Schedule**

This year the state track finals started at an earlier time and became a twilight time schedule. If you have any comments, pro or con, please send them to Doug Speck or Dennis McClanahan, so that your opinions may be passed along to the State CIF. You will find our addresses listed in the State Order of Events article.

Year-End Review

As the 91-92 cross country and track year ends, we would like to take the time to review some of the things the ALLIANCE accomplished for you, the coaches, and for your sports during the year.

1. Increased membership of approximately 10%.
2. Held ALLIANCE general meetings at both state meets to receive feedback reCOACHES regarding concerns in our sports for the State CIF.
3. Provided input to the state as members of the State Coaches Advisory Committee on the number of cross country championship divisions, and relayed concerns of the ALLIANCE on the running of both the cross country and track and field state meets.
4. Gave out awards honoring "California Coaches of the Year" in both cross country and track for the 91-92 sports year.
5. Supported, assisted, and promoted clinics at Stanford, Fresno and San Diego, that were beneficial to the improvement of coaches in our sport.
6. ALLIANCE members assisted with information, promotion of events and statistical reporting used in *California Track News* throughout the year.
7. Will send out to every school in California a free copy of the *California Track News* issue including the results of the CIF/Reebok California State Track and Field Meet.

Although some of the skeptical coaches in our state will look at this list and say that not much was accomplished during the year, we would like to look at the positive side and point out that none of the above was being done just three years ago. The things that can get accomplished will increase as the strength of our membership increases. The point should be quite clear by now--you as a cross country or track coach should belong to the professional organization that supports your sport within the State of California.

JOIN THE CALIFORNIA CROSS COUNTRY AND TRACK COACHES ALLIANCE.

PREP NOTES

■ 4-year suspension for hurdler Harris

New York, June 13—Danny Harris, the 1984 Olympic silver medalist in the 400-meter hurdles and the man who ended Edwin Moses' 122-meet winning streak in 1987, has agreed to accept a four-year suspension for cocaine use, his coach said Saturday.

Bob Kersee, who has been coaching Harris for about a year, said the 28-year-old hurdler from Torrance had decided to accept the ban rather than appeal the suspension.

Harris was scheduled to appear before a three-member hearing panel of The Athletics Congress, the national governing body for track and field, in Los Angeles, on Saturday.

Instead, Kersee said, Harris "would check himself into a drug substance program someplace in California," the site and date to be determined within the next week.

Kersee said Harris tested positive for cocaine after finishing third in the 500 meters at the U.S. Indoor Championships at Madison Square Garden in New York on Feb. 29.

The suspension means that Harris, who was ranked second in the world last year, will miss the Barcelona Olympics and the 1993 and 1995 World Championships.

Harris' problems were reported last month, but TAC would not confirm them. A TAC spokesman was not available for comment Saturday.

"I understand he has had a cocaine problem on and off since 1989," Kersee said.

Kersee said that Harris probably would undergo 30 to 60 days of "in-house treatment" in hopes of "finding out why he was caught up in this situation."

"He wants to concentrate on getting his life in order now," Kersee said. "And if all goes well, he will ask for (early) reinstatement. If he cleans up his act, maybe TAC will consider reinstating him."

[Prep Editor: Harris (Perris) set a national record in the 300 low hurdles of 35.52 in the 1983 State Meet.]

NOTES FROM DOUG SPECK

■ Wind Gauges

Many of the big meet managers and section officials, sponsoring competitions up through State Qualifying affairs, are cheating

athletes with their failure to assign an official to read a wind gauge and record those marks on result sheets at Meets in the sprint, hurdle, long and triple jump events. The national list compilers in the sport, Californians Jack Shepard and Mike Kennedy of *Track & Field News*, who assist a myriad of others with their information, assign marks to the "wind-aided" category from meets where there is no such official device used until specific information can be gathered. Many official organizations, community or four year colleges, have wind gauges that could be borrowed for big invitational or section qualifying and finals meets. While no one will argue with the great amount of work that goes into putting a big track meet on, the recording of this information could be the difference in whether a local athlete is given a Division I scholarship in the sport, a \$50,000-100,000 education based upon their athletic ability. I assure you that no athlete will be given such a scholarship by a College Coach on information that is not very closely reviewed, including the wind readings in affected events. A good example of responsible officiating was in this year's State Meet, where Eugene Dreher (Antelope Valley, Lancaster), the leader in Friday's prelims, had his leading effort the only non-wind aided jump out of twelve taken by athletes in his flight of four jumpers in qualifying. His 23-10 1/2 wind-legal, with a reading of 2.00 meters per second or lower, was among the top twenty jumps in the entire nation by a high-schooler this year, certainly bringing this fine athlete to the attention of coaches across the nation. With no wind gauge present the gusty Friday evening conditions at Carritos would have relegated Dreher's effort as just another on a long list of jumps that were considered "wind-aided," with a yearly prep list only carrying very few of such marks illegal for record purposes.

■ Golden West Invitational/National Scholastic Outdoor Championships

Are you aware that there are two meets the same day in California, an hour plane ride apart, that are trying to attract the best athletes from across the nation the week after the California State Meet? The Golden West Invitational in Sacramento, celebrated its thirty-third annual meet on June 13th at American River College with another fine competition involving the nation's best twelfth grade athletes. That same weekend, Friday, June

12th and Saturday June 13th, the National Scholastic Outdoor Championships, under the direction of the Birmingham High School (Van Nuys) Dad's Club, attempted a national prep championship open to all grades in the Los Angeles area. (Story and results of both events will be included in the August issue.) The number of weekends available to post-season championship meets is limited, with the California State Meet typically the first weekend in June, the Golden West/National Scholastic the second weekend, Keebler Prep International Invitational the third weekend in June. Both Meets in California, north and south, were successes. Each Meet has some real exciting sidelights, with the Golden West featuring a San Francisco Bay area excursion for the athletes, and the National Scholastic Meet headquartered in the Sheraton Universal Hotel, right next to Universal Studios, with that spectacular attraction a natural tie-in for participants.

Athletes obviously have to make a choice as to which competition to attend, with twelfth graders obviously in an interesting "tug of war." It would seem to be a good thing for the sport if the Meet Directors of these two affairs could get their heads together and cooperate over the participation of the athletes. No track meet is sitting on an extravagant amount of money, and it would seem that any cooperation involving participants would be great for all concerned. The Saturday Golden West affair, featuring its end of week Bay area trip for participants, could be followed by a trip south for late Sunday participation in the National Scholastic Meet. A day stay-over in the Los Angeles area could feature a Universal Studios tour, with it rating as one of the nation's top attractions for people of any age.

Thanks once again to all of those Meet Directors and fans who have passed on information about the sport over the season past, especially Mike Kennedy and Ray Scofield, who are the brains behind most of the operation anyways. A special thanks to Eric Tweit and Gary Brooks, who kept us reading the local headlines for their areas. -DS

Track Results

San Joaquin Relays

Hanford High
Large School Boys
 100-White (San) 10.7, 2. Bagley (Lemoore) 10.8.
 200-White (San) 21.7.
 400-Bauer (Madera) 50.0.
 3200-Brewer (North) 9:35.8, 2. Wiswall (Bullard) 9:38.7, 3. Chavez (Madera) 9:44.
 110H-Bagley (Lemoore) 13.9, 2. Woods (Roosevelt) 14.8.
 300H-Giannola (Hanford) 39.1, 2. Woods (Roosevelt), Ruiz (Madera) 39.3.
 400R-Edison 43.1.
 1600R-Madera 3:25.5, 2. Hanford 3:26.5.
 HJ-Nyberg (Mt. Whitney) 6-4.
 PV-Garcia (Coalinga) 14-4, 2. Deverick (Coalinga) 13-6, 3. Jensen (Coalinga) 13-6.
 LJ-Hunt (Bullard) 22-5 3/4.
 TJ-Smith (Edison) 45-7.
 SP-Keyes (Corcoran) 51-7.
 DT-Wainwright (South) 156-10, 2. Keyes (Corcoran) 150-8, 3. Wilkerson (Clovis West) 150-5.
Small School Boys
 3200-Silvestri (Avenal) 9:44, Oroscio (Taft) 9:44.5.
 LJ-Bishop (Taft) 21-11.
Large School Girls
 100-Harris (South) 12.4.
 400-Johnston (Central) 58.5, 2. Thomas (Roosevelt) 59.1, 3. Harris (Roosevelt) 59.5.
 1600-Dawson (Hoover) 5:13.0, 2. Fancon (Taft) 5:13.1, 3. Bivardo (Golden West) 5:16.3.
 100LH-Montgomery (Clovis West) 14.5, 2. Mayo (Hoover) 14.7, 3. Weigant (McLane) 15.4.
 300LH-Mayo (Hoover) 46.1, 2. Manning (Clovis West) 46.4.
 400R-Hoover 48.9, 2. Edison 49.1, 3. Roosevelt 49.4.
 1600R-Sanger 4:08.1, 2. Edison 4:08.3, 3. South 4:09.4.
 HJ-Boswell (Bullard) 5-8, 2. Canidate (Clovis West) 5-4, 3. Ulrich (North) 5-2.
 LJ-Montgomery (Clovis West) 17-1.
 TJ-Montgomery (Clovis West) 38-2 1/4.
 SP-Shanley (Tulare) 40-0, 2. Hampton (North) 38-9, 3. Sweet (Edison) 34-10.
 DT-Shanley (Tulare) 130-10, 2. Hart (North) 127-4, 3. Hampton (North) 123-7.
Small School Girls
 300LH-Johnston (Central) 47.4.

Chowchilla Lions

Invitational
Chowchilla High, April 11, 1992.
Boys
 HJ-Unruh (Yosemite) 6-4.
Girls
 SP-Rouse (Livingston) 40-3 1/2.
 DT-Rouse (Livingston) 122-0, 2. Powers (Dos Palos) 111-6.

Santa Rosa Relays

Santa Rosa Junior College
April 18, 1992
Boys Teams--St. Mary's 68, Vallejo 58, Livermore 38, Eureka 34, De La Salle 30, Montgomery 27, Burbank 16, Cardinal Newman 15 1/2, Piner 14 1/2, Chico 12, Berkeley 12, McAttee 12.
 100-Johnson (Vallejo) 10.8.
 400-Wilson (St. Mary's) 48.7, 2. Barragan (Vallejo) 49.0, 3. Sullivan (St. Mary's) 49.2, 4. Rathbun (Santa Rosa) 49.8.
 3200-Creaston (Eureka) 9:39.2, 2. Walker (De La Salle) 9:39.7, 3. Jones (Livermore) 9:40.6, 4. Prindville (De La Salle) 9:43.2.
 2000SC-Creaston (Eureka) 6:28.67.
 110H-Redmond (Vallejo) 14.1, 2. Dominguez (Eu-

reka) 14.6.
 300IH-Redmond (Vallejo) 39.0, 2. Dominguez (Eureka) 39.1.
 400R-Vallejo 41.7, 2. McAttee 42.3, 3. St. Mary's 42.6, 4. Berkeley 43.3.
 800R-Vallejo 1:27.9.
 1600R-St. Mary's 3:19.0, 2. Burbank 3:19.1, 3. Vallejo 3:21.8.
 SMR-Livermore 3:34.7.
 2MR-De La Salle 8:13.0.
 DMR-De La Salle 11:03.4.
 HJ-Neuss (Livermore) 6-4, 2. Bane (Santa Rosa) 6-4.
 PV-Short (Livermore) 11-0.
 LJ-Coffey (Cardinal Newman) 22-2 3/4, 2. Browns (Livermore) 21-10 1/2.
 TJ-Inthapatha (Eureka) 43-6.
 SP-DeVault (Chico) 54-11 3/4.
 DT-DeVault (Chico) 159-6, 2. Rohan (St. Mary's) 150-2.
Girls Teams--Santa Rosa 55, Hogan 47, Vallejo 42, Ursuline 26, Burbank 24, Montgomery 20, Eureka 15, Livermore 14, Berkeley 14, Carondelet 11, West Valley 11, Benicia 11.
 100-Johns (Burbank) 12.1, 2. Walker (Vallejo) 12.2, 3. Johnson (McAttee) 12.4.
 400-Crummie (Hogan) 56.8 (meet record), 2. Woolheater (Casa Grande) 57.8.
 3200-Wente (Livermore) 12:16.7.
 100H-Lazar-Lea (Vallejo) 14.4, 2. Karbowski (Ursuline) 15.3.
 300H-Lazar-Lea (Vallejo) 44.3 (meet record), 2. Galvan (Benicia) 46.0, 3. Peterson (Ferndale) 47.3.
 400R-Hogan 49.8, 2. Santa Rosa 50.4.
 800R-Hogan 1:45.2.
 MileR-Hogan 4:00.7, 2. Vallejo 4:04.6, 3. Berkeley 4:04.8, 4. Santa Rosa 4:05.0.
 2MR-Santa Rosa 9:42.6.
 SMR-Santa Rosa 4:14.1.
 DMR-Santa Rosa 13:13.2.
 HJ-Lazar-Lea (Vallejo) 5-6, 2. Derr (St. Vincent) 5-6, 3. Munoz (Vallejo) 5-2.
 LJ-McPherson (Montgomery) 17-5 3/4, 2. Johnson (McAttee) 16-9 1/4.
 TJ-Karbowski (Ursuline) 36-10, 2. Zimmerman (Eureka) 36-4, 3. Barall (Santa Rosa) 35-3 3/4.
 SP-Hopkins (Burbank) 40-6 3/4, 2. Woolery (West Valley) 39-3 1/4, 3. De Lo Santos (Ukiah) 37-9, 4. Roberts (St. Elizabeth) 37-3 3/4.
 DT-Woolery (West Valley) 117-11, 2. Tulu (Hogan) 115-7, 3. Joiner (Benicia) 114-2.

35th Annual Sanger

Metric Classic
April 24, 1992
from Dave Dodson
Boys Teams--1. Bullard 70, 2. Lemoore 61.5, 3. Sanger 45, 4. Coalinga 36, 5. Corcoran 31, 6. Fresno 30, 7. McLane 29, 8. Dos Palos 24, 9. Sierra 22, 10. Redwoods 18.
 100-1. White (Sanger) 10.6.
 400-1. Escobar (Redwood) 50.4.
 800-1. Lopez (Wasco) 2:01.4.
 1600-1. Ragsdale (Bullard) 4:24.0, 2. Saveressig (Yosemite) 4:24.3, 3. Alonso (Clovis) 4:27.6.
 3200-1. Henry (Sanger) 9:55.3.
 110HH-1. Perryman (Lemoore) 14.7, 2. Bagley (Lemoore) 14.9.
 300IH-1. Bagley (Lemoore) 39.2, 2. Woods (Roosevelt) 39.8.
 400R-1. Lemoore 43.0.
 1600R-1. Sanger 3:27.3.
 SMR-1. Bullard 3:37.1.
 HJ-1. Haynes (Corcoran) 6-9 1/4, 2. Unruh (Yosemite) 6-4, 3. Farris (Immanuel) 6-4.
 PV-1. Garcia (Coalinga) 14-6, 2. Goodman (Sierra) 13-6, 3. Hiester (Hoover) 13-6, 4. Magana (Fresno) 13-6, 5. Jones (Lemoore) 13-6.
 LJ-1. Baptista (Caruthers) 22-10, 2. Little (Fresno) 22-8 1/2, 3. Hunt (Bullard) 22-1.

TJ-1. Berkey (Coalinga) 41-10.
 SP-1. Keyes (Corcoran) 56-7 3/4.
 DT-1. Johnson (Kingsburg) 150-4, 2. Keyes (Corcoran) 150-2.
Frosh-Soph
 PV-1. Jensen (Coalinga) 13-7 1/2.
Girls Teams--1. Hoover 67, 2. Roosevelt 61, 3. Redwood 53, 4. Corcoran 48, 5. Lemoore 31, 6. Sanger 30, 7. Clovis 29, 8. McLane 27, 9. Sierra 20, 10. Washington Union 20.
 100-1. House (Hoover) 12.1.
 400-1. Harris (Roosevelt) 59.9.
 800-1. Lino (Fresno) 2:21.7, 2. Rhea (Immanuel) 2:22.8, 3. Kulikov (Coalinga) 2:22.8, 4. Albert (Corcoran) 2:22.8, 5. Brown (Immanuel) 2:23.3.
 1600-1. Dawson (Hoover) 5:28.7.
 3200-1. Hall (Reedley) 12:27.1.
 100LH-1. Mayo (Hoover) 15.0, 2. Carole (Wasco) 15.2, 3. Ferguson (Redwood) 15.4.
 300LH-1. Breedlove (Redwood) 45.8, 2. Mayo (Hoover) 45.9, 3. Carroll (Wasco) 46.1.
 400R-1. Roosevelt 49.4.
 1600R-1. Redwood (Wilbourn, Ferguson, Duarte, Breedlove) 4:04.4, 2. Roosevelt 4:07.6.
 SMR-1. Sanger 4:26.4.
 HJ-1. Boswell (Bullard) 5-7, 2. Oliveira (Lemoore) 5-7, 3. Rush (Caruthers) 5-3.
 LJ-1. Collins (Caruthers) 17-4 3/4, 2. Oliveira (Lemoore) 16-11 3/4.
 TJ-1. Harrison (Wasco) 36-5, 2. Collins (Caruthers) 35-5.
 SP-1. Stepaney (Hoover) 41-2, 2. Powers (Dos Palos) 36-4 1/2, 3. Bey (Bullard) 36-0 1/2.
 DT-1. Powers (Dos Palos) 122-10, 2. Bey (Bullard) 116-11, 3. Martinez (Reedley) 116-3, 4. Nadal (Wasco) 113-7.

Chico Invitational

April 24, 1992
from Rod Kausen (Fortuna)
Boys
 100-1. Carruth (Valley) 10.6, 2. Kidd (Elk Grove) 10.6, 3. Young (FL) 10.8.
 200-1. Carruth (Valley) 21.5, 2. Kidd (Elk Grove) 21.9, 3. Samansky (SP) 22.2.
 400-1. Samansky (SP) 49.2, 2. Stallworth (G) 49.7, 3. Walker (Valley) 50.1, 4. Quintal (Fortuna) 50.2.
 800-1. Katri (Fortuna) 1:52.8, 2. Scott (SP) 1:55.6, 3. Hunt (Fortuna) 1:58.2, 4. Scoubes (West Valley) 1:58.3, 5. McCord (El Camino) 1:58.7, 6. Kameye (WD) 1:59.0.
 1600-1. Monk (Fairfield) 4:20.2, 2. McCord (El Camino) 4:22.3, 3. Scott (SP) 4:23.0, 4. Scoubes (West Valley) 4:27.9.
 3200-1. Monk (Fairfield) 9:37.8, 2. Creason (Eureka) 9:40.9, 3. Miles (Shasta) 9:43, 4. Bluhm (Nevada Union) 9:45.2.
 110HH-1. Dominguez (Eureka) 14.6, 2. Christofferson (Oroville) 14.7, 3. Childers (WD) 14.8, 4. Kellar (Las Plumas) 14.9, 5. Harvey (Nevada Union) 15.0.
 300IH-1. Gayle (RO) 38.5, 2. Dominguez (Eureka) 39.0, 3. Brown (Northgate) 39.6, 4. Campbell (WD) 39.7, 5. Lambert (West Valley) 40.0, 6. Champion (PO) 40.2.
 4 x 100-1. Elk Grove 43.0, 2. Fairfield 43.4.
 4 x 400-1. Roseville 3:23.1, 2. Valley 3:23.3, 3. Fortuna 3:24.4.
 HJ-1. Williams (Yuba City) 6-10, 2. Kelly (BV) 6-6, 3. Childers (WD) 6-6, 4. Dabill (BV) 6-4.
 PV-1. Jones (I) 14-0, 2. McDonald (Elk Grove) 13-6, 3. Maroom (West Valley) 13-6, 4. Shank (Fal) 13-6.
 LJ-1. Tilles (Fairfield) 22-9, 2. Carrayaw (Fairfield) 22-7 1/2, 3. Harvey (Nevada Union) 22-0.
 TJ-1. Carrayaw (Fairfield) 46-4 1/2, 2. Green (Fairfield) 44-8 1/2, 3. Jensen (CD) 44-8, 4. Williams (Yuba City) 44-7 1/2, 5. Leavy Baker (G) 44-3 1/4.
 SP-1. Mosman (Cordova) 56-2, 2. Osmund (Oak) 54-6, 3. DeVault (CS) 54-4, 4. Howe (Las Plu-

mas) 50-3.
 DT-1. Snyder (Northgate) 158-3, 2. DeVault (CS) 150-10.

Vallejo Relays

Corbus Field, Vallejo High School
April 25, 1992
Boys Teams: 1. St. Mary's (Berkeley) 76, 2. Vallejo 72, 3. Bishop O'Dowd 45, 4. Merced 42, 5. Independence 36, 6. Hogan 31.
 100-1. Evans (Vallejo) 10.72, 2. Madu (McAttee) 10.86, 3. Johnson (Vallejo) 10.94, 4. Branch (St. Mary's) 11.13.
 400-1. Williams (Independence) 48.35, 2. Wilson (St. Mary's) 48.72, 3. Sullivan (St. Mary's) 49.44, 4. Barragan (Vallejo) 49.7, 5. Herndon (O'Dowd) 50.06, 6. Dean (O'Dowd) 50.72.
 1600-1. Wilkinson (Merced) 4:17.72, 2. Williams (Hogan) 4:25.12, 3. Pendoley (Terra Linda) 4:28.09, 4. Mack (Independence) 4:28.35.
 110HH-1. Williams (Independence) 14.95.
 400R-1. Vallejo 41.76, 2. St. Mary's 42.81, 3. McAttee 42.87, 4. JFK-S 43.05, 5. Burbank 43.29, 6. Berkeley 43.36.
 1600R-1. St. Mary's 3:16.72, 2. Burbank 3:19.38, 3. Vallejo 3:21.28, 4. O'Dowd 3:22.14.
 4 x 200-1. Vallejo 1:27.63.
 SMR-1. Merced 3:36.8.
 4 x 800-1. Merced 8:21.2 (Wilkinson 1:56.2).
 DMR-1. Terra Linda 11:03.3.
 HJ-1. Bane (Santa Rosa) 6-6.
 PV-1. Brown (Terra Linda) 15-7, 2. Picou (Castlemont) 14-0.
 LJ-1. Gumbs (O'Dowd) 21-9.
 TJ-1. Gumbs (O'Dowd) 45-6.
 SP-1. Maloa (Vallejo) 47-9 1/2.
 DT-1. Maloa (Vallejo) 143-6.
Girls Teams: 1. Vallejo 90, 2. O'Dowd 60, 3. Hogan 50, 4. Burbank 40, 5. Santa Rosa 40, 6. Silver Creek 30, 7. Merced 30, 8. Benicia 18, 9. El Cerrito 15.
 100-1. Parker (O'Dowd) 12.07, 2. Johns (Burbank) 12.34, 3. Strickland (Merced) 12.47, 4. Jackson (Vallejo) 12.72.
 400-1. Crummie (Hogan) 57.49, 2. Lopez (El Cerrito) 59.46, 3. Greene (O'Dowd) 59.64.
 1600-1. Marzell (O'Dowd) 5:03.47, 2. Horn (Santa Rosa) 5:08.46, 3. Lopez (El Cerrito) 5:22.41.
 100H-1. Lazar-Lea (Vallejo) 14.55, 2. Galvan (Benicia) 15.52, 3. Ligon (Vallejo) 15.56, 4. Stone (JFKS) 15.61, 5. Berrien (Berkeley) 15.76.
 400R-1. Bishop O'Dowd 48.06, 2. Hogan 49.60, 3. Burbank 49.76, 4. Vallejo 49.84, 5. JFKS 50.41, 6. Silver Creek 50.80.
 1600R-1. Bishop O'Dowd 3:56.97, 2. Hogan 4:00.54.
 4 x 200-1. Burbank 1:45.89.
 SMR-1. Santa Rosa 1:50.2.
 4 x 800-1. Silver Creek 10:43.2.
 DMR-1. Santa Rosa 13:49.2.
 HJ-1. Lazar-Lea (Vallejo) 5-8.
 LJ-1. Ferguson (Washington, SF) 19-5, 2. Lazar-Lea (Vallejo) 18-2, 3. Johnson (McAttee) 18-1.
 TJ-1. Johnson (O'Dowd) 35-2.
 SP-1. Hopkins (Burbank) 41-2 3/4, 2. Smith (De Anza) 35-5 1/2.
 DT-1. Ellison (Hogan) 132-11.

Leigh-West Valley Relays

West Valley College, Saratoga
April 25, 1992
Boys Teams--1. St. Ignatius 55, 2. (tie) Bellarmine and Del Mar 24, 4. Los Gatos 22, 5. Wilcox 21, 6. Santa Teresa 19, 7. Menlo-Atherton 12, 8. (tie) Carmont, Palo Alto and Leland 11, (tie) Fremont, Los Altos, Carmel, Gunderson and Mount Pleasant 8.
 100-1. Lewis (Wilcox) 10.82 (ties meet record by Laynes, Oakland, 1989).
 200-1. Lewis (Wilcox) 21.79 (meet record; old record: 22.02, Bolden, Piedmont Hills, 1991); 2.

California Track and Cross Country Coaches Alliance

PREP NOTES

Gaetos (Riordan) 22.24; 3. Isaac (Los Gatos) 22.49.

800-1. Cervelli (Santa Teresa) 1:56.90 (ties meet record set by Bynoe, Gunn, 1989); 2. Nealon (Leland) 1:57.11; 3. Clark (Carmel) 1:58.15; 4. Stewart (Del Mar) 1:58.55.

1,500-1. Allan (Carmel) 3:59.25 (meet record; old record: 3:59.6 Mamo, Berkeley, 1990); 2. Balkman (Lynbrook) 3:59.71; 3. McManus (St. Ignatius) 3:59.79. 4. Ellington (Milpitas) 4:00.31. 5. Thomas (St. Francis) 4:02.38. 6. Mat. Thompkins (Gunn) 4:05.59.

1,600 SC-1. Whittali (Bellarmine) 5:14.93.

5,000-1. Glosser (St. Ignatius) 15:56.44.

110HH-1. Fulton (Mt. Pleasant) 14.79. 2. Ruffin (St. Francis) 14.91. 3. Feddema (Fremont) 15.20. 4. Martinez (Washington, F) 15.30.

400H-1. Swan (St. Ignatius) 55.20.

400R-1. Wilcox (Nance, Lewis, Velasquez, Simpson) 42.33. 2. St. Ignatius 43.10. 3. Menlo-Atherton 43.66.

1600R-1. St. Ignatius 3:21.70.

6400R-1. Santa Teresa 18:36.18.

HJ-1. Jilson (Prospect) 6-6. 2. McGee (Del Mar) 6-6. 3. Belomey (Oak Grove) 6-6. 4. Zeidler (Bellarmine) 6-4. 5. Belkiers (Los Gatos) 6-4.

PV-1. Slover (Leland) 15-0. 2. Vance (Los Gatos) 14-6. 3. Williams (Del Mar) 14-6. 4. Chan (Mills) 13-6. 5. Cho (Palo Alto) 13-6.

LJ-1. Mayes (Palo Alto) 22-5. 2. Bradford (Carlson) 21-10 1/2.

TJ-1. Feddema (Fremont) 45-2. 2. Devine (Del Mar) 44-6. 3. Higgins (Piedmont Hills) 44-6.

SP-1. Zasmiczuk (St. Ignatius) 53-5 1/2. 2. Dosey (St. Ignatius) 52-10. 3. Robinson (Bellarmine) 52-4 3/4. 4. Hoag (Homestead) 51-7 1/2. 5. Tautua (Menlo-Atherton) 51-0 1/2.

DT-1. Zasmiczuk (St. Ignatius) 1:59-10. 2. Rodgers (Los Gatos) 1:50-4.

HT-1. Robinson (Bellarmine) 196-3.

Girls Teams-1. (tie) Mount Pleasant and Skyline 26. 3. (tie) Los Gatos and Independence 23. 5. St. Francis 21 1/2. 6. Aptos 19. 7. St. Ignatius 14. 8. (tie) Del Mar and Leigh 10. 10. Palo Alto 9.

100-1. Ferguson (Independence) 12.27.

200-1. Ferguson (Independence) 24.72 (meet record); 2. Ellison (Mt. Pleasant) 24.89. 3. Piesiak (Menlo-Atherton) 25.06. 4. Parrish (Wilcox) 25.14. 5. Freeman (Skyline) 25.37. 6. Wallace (Skyline) 25.42.

800-1. Collins (Mt. Pleasant) 2:23.08.

1,500-1. Crouch (Aptos) 4:42.39. 2. Baldelli (St. Ignatius) 4:48.91. 3. Silva (Aptos) 4:52.31. 4. Malander (Los Gatos) 4:58.68. 5. Hovancik (Lynbrook) 5:00.53. 6. Kim (Palo Alto) 5:05.35.

3000-1. Middlecoff (Los Gatos) 10:49.21.

100H-1. Odum (Independence) 14.1. 2. Gabrielson (Monta Vista) 14.2. 3. Timberlake (Del Mar) 14.6. 4. Peters (Willow Glen) 14.7. 5. Newman (Santa Clara) 14.9. 6. Popek (St. Francis) 15.1.

400LH-1. Burke (Palo Alto) 1:08.98.

400R-1. Skyline 48.30. 2. Independence 48.74. 3. Mt. Pleasant 48.99. 4. ?????? 5. Lynbrook 50.23. 6. Los Gatos 50.58.

1600R-1. Skyline 3:58.91. 2. Aptos 4:09.27.

DMR-1. Leigh 13:08.79.

HJ-1. Belkiers (Los Gatos) 5-4. 2. Ng (Piedmont Hills) 5-4. 3. Farnady (Los Gatos) 5-2. 4. Duffey (St. Francis) 5-2.

LJ-1. McCloskey (Lynbrook) 18-0. 2. Ellison (Mt. Pleasant) 17-10. 3. Trauner (St. Ignatius) 16-11 3/4.

TJ-1. Pettibon (Gunderson) 35-8 1/2. 2. Snow (St. Francis) 35-3 1/2. 3. Gabrielson (Monta Vista) 35-2 1/2. 4. Morris (St. Francis) 35-2 1/2.

SP-1. Edwards (Del Mar) 37-5. 2. Mair (Mitty) 36-6. 3. Loggins (Moreau) 36-4. 4. Bower (Gunn) 36-2 1/2.

DT-1. Sullivan (Watsonville) 120-5. 2. Dolan (Palo Alto) 118-6. 3. Stamps (Mt. Pleasant) 113-0.

Sacramento County Meet

April 25, 1992

Boys

100-Lewis (Highlands) 10.6.

200-Lewis (Highlands) 22.1.

400-Baeta (Rio Americano) 49.7.

800-Dresser (Del Campo) 1:56.1.

1500-Dykstra (Del Campo) 4:07.

3000-Farley (Jesusit) 9:22.6.

110H-Hatada (Casa Roble) 14.7.

300IH-Williams (RC) 40.0

400R-Highlands 42.5.

HJ-Bertino (Bella Vista) 6-6.

PV-Johnson (El Dorado) 14-3.

TJ-Doss (Bella Vista) 45-8 1/2.

Girls

100-Scott (Johnson) 12.2.

200-Schepard (Sacramento) 26.2.

400-Welch (Bella Vista) 58.5.

800-Welch (Bella Vista) 2:22.4.

1500-Trout (Casa Roble) 5:04.8.

3000-Reed (Johnson) 11:33.7.

100LH-Scott (Johnson) 14.3.

300LH-Scott (Johnson) 46.6.

400R-Highlands 50.0.

1600R-Bella Vista 4:10.2.

HJ-McCauley (Center) 5-4.

TJ-Betts (Center) 35-9 1/2.

DT-Lathrop (Manteca) 114-7.

Charlie Eaton Relays

Acalanes High School, Lafayette

May 1, 1992

Boys Teams-1. Amador Valley 46. 2. St. Mary's 41. 3. De Anza 22. 3. De La Salle 20. 4. Liberty 19. 5. Acalanes and Monte Vista 18. 7. Antioch and Bishop O'Dowd 16. 9. Berkeley 14. 10. Campolindo and Moreau 11. 12. Northgate, California and Las Lomas 10. 15. Ygnacio Valley 6.



LUIS LINO

Photo by Bill Cockerham

100-1. Cooper (De Anza) 11.21.

2M-1. Jones (Livermore) 9:42.1. 2. Roskovensky (Monte Vista) 9:44.3.

110HH-1. Bomben (Liberty) 15.09.

400R-1. De Anza 43.60. 2. St. Mary's 43.61.

880R-1. St. Mary's 1:30.42.

1,600R-1. St. Mary's 3:20.0 (1st leg 52.3, Hornsby 49.6, Wilson 49.3, Sullivan 48.8). 2. O'Dowd

3:22.2.

2MR-1. Amador Valley (Sullins, Hyde, Braden, Hartlin) 8:11.3.

4MR-1. De La Salle 18:04.2.

HJ-1. Davidson (California) 6-6.

PV-1. Lino (Liberty) 14-0.

LJ-1. Treuhart (Amador Valley) 23-1 1/2. 2. Bomben (Liberty) 22-1 1/2. 3. Davidson (California) 22-1 1/2. 4. Gumbs (O'Dowd) 22-1 1/4. 5. Wiscarver (Antioch) 22-1. 6. Waters (Alhambra) 22-0.

TJ-1. Gumbs (O'Dowd) 44-9.

SP-1. Nutter (Amador Valley) 50-7. 2. Strock (Antioch) 50-3.

DT-1. Nutter (Amador Valley) 161-3. 2. Snyder (Northgate) 156-3. 3. Jeffrey (Antioch) 153-8. 4. Chris Loercher (Antioch) 152-5.

Fresh/Soph Boys

HJ-1. Bond (Piedmont) 6-5 3/4. 2. Gallagher (De La Salle) 6-4.

Girls Teams-1. Bishop O'Dowd 53. 2. San Ramon Valley 47. 3. Monte Vista 26. 4. Amador Valley 22 1/2. 5. Carondelet 22. 6. Benicia 20. 7. Acalanes 16. 8. Ygnacio Valley 15 1/2. 9. Antioch 11. 10. Alhambra 10 1/2. 11. Liberty 10. 12. Berkeley 6.

100-1. Weskamp (Antioch) 12.76.

2M-1. Dalke (O'Dowd) 11:33.1. 2. O'Neill (College Park) 11:44.8.

100H (33'')-1. Scharff (San Ramon) 15.07. 2. Jenkins (San Ramon) 15.50.

400R-1. O'Dowd 49.22. 2. San Ramon 50.74.

880R-1. San Ramon 1:47.21.

1,600R-1. San Ramon 4:11.9.

2MR-1. O'Dowd 9:46.6.

4MR-1. Monte Vista 22:37.5.

HJ-1. Jenkins (San Ramon) 5-4. 2. Churchill (O'Dowd) 5-2.

LJ-1. Heaston (O'Dowd) 16-10 3/4. 2. Roberts (Carondelet) 16-10 1/4.

TJ-1. Johnson (O'Dowd) 34-11.

SP-1. Heaston (Ygnacio Valley) 45-10. 2. Brooks (Berkeley) 37-9. 3. Roberts (St. Elizabeth) 35-6.

DT-1. Heaston (Ygnacio Valley) 131-10. 2. Garcia (Amador Valley) 121-4. 3. Joiner (Benicia) 118-2. 4. Brooks (Berkeley) 116-9.

City Meet

Downey High School, Modesto

May 1, 1992

from Mac Powell

Boys

PV-Wool (Modesto) 15-0.

DT-Casey (Downey) 165-3.

Girls

HJ-Freeman (Modesto) 5-2.

LJ-Renton (Downey) 18-0.

TJ-Renton (Downey) 37-0 1/4.

SP-Patterson (Davis) 36-5.

DT-1. Powell (Downey) 152-5. 2. Herron (Beyer) 120-9.

North Coast Extravaganza

Santa Rosa Junior College

May 2, 1992

Boys

1500-Gaston (Newman) 4:07.4.

HJ-Bane (Santa Rosa) 6-4.

Girls

1500-Woolheater (Casa Grande) 4:45.4. 2. Horn (Santa Rosa) 4:49.6.

HJ-Aylor (Santa Rosa) 5-2.

DT-Durand (Ursuline) 113-10.

Pentathlon-Karbowsky (Ursuline) 3,109 points.

Mitchell Invitational

Cordova High School, Rancho Cordova

May 2, 1992

Boys Teams-Vallejo 106, Castlemont 54, Tokay 35, Woodland 30, Cordova 26, Roseville 25, Valley 24, El Camino and Wood 20, Christian Brothers 19, El Dorado 16, Elk Grove 15.

100-Evans (Vallejo) 10.5, Johnson (Vallejo) 10.8.

200-Evans (Vallejo) 21.2, Simms (Vallejo) 22.0, Young (F) 22.0.

400-Barragan (Vallejo) 49.0, Joiner (Castlemont) 49.8, Mack (McClatchy) 50.2.

800-Baranger (Vallejo) 1:57.3, 2. Collins (Castlemont) 1:57.8, McCord (El Camino) 1:58.4.

1600-Roach (Tokay) 4:24.7, Collins (Castlemont) 4:25.5, Rivera (Lincoln) 4:28.7.

3200-McCord (El Camino) 10:02.

110HH-Redmond (Vallejo) 14.1, Phelps (Christian Brothers) 14.8, Childers (Woodland) 14.9.

300IH-Redmond (Vallejo) 37.7, Gayle (Roseville) 37.9, Campbell (Woodland) 39.5.

400R-Vallejo 41.7, Valley 42.1, Kennedy 43.5.

1600R-Valley 3:18, Vallejo 3:18.7, Burbank 3:20.1.

HJ-Childers (Woodland) 6-6, Woodworth (Wood) 6-4; Wailani (Roseville) and Gay (Douglas) 6-4.

PV-Johnson (El Dorado) 15-9, Phelps (Christian Brothers) 15-0, Pecou (Castlemont) 14-0.

LJ-Morgan (Castlemont) 21-1.

TJ-Morgan (Castlemont) 43-7.

SP-Mosman (Cordova) 56-1 1/2.

DT-Hummel (Tokay) 153-0.

Girls Teams-Vallejo 97, Burbank 50, Hogan 48, Woodland 39, Wood 35, Franklin 33, Florin 24, Merced and Sacramento 20, Johnson 18, Galt 14, Tokay 13, Valley 9.

100-Johns (Burbank) 11.7, Walker (Vallejo) 11.9, Strickland (Merced) 12.2.

200-Johns (Burbank) 24.6, Strickland (Merced) 25.1, Macker (Burbank) 25.6.

400-Crummie (Hogan) 56.7, Hall (Franklin) 58.3, Radke (W) 59.0.

800-Brown (Sacramento) 2:24.

1600-Martinez (Wood) 5:11, Cabitac (Florin) 5:19, Whitmore (Valley) 5:24.

3200-Martinez (Wood) 11:30.1.

100LH-Lazar-Lea (Vallejo) 13.9, Scott (Johnson) 14.1, Felton (Tokay) 15.2.

300LH-Lazar-Lea (Vallejo) 44.8, Essad (Florin) 46.0, Garcia (W) 46.0.

400R-Vallejo 48.6, Franklin 49.0, Burbank 49.3.

1600R-Hogan 3:57.1, Burbank 4:03.7, Vallejo 4:04.8.

HJ-Lazar-Lea (Vallejo) 5-6, Munoz (Vallejo) 5-4, Parker (Tokay) 5-4.

LJ-Baxter (W) 17-2 1/2.

TJ-Hall (Franklin) 36-3 1/2, Baxter (W) 35-3 1/2, Warren (Vallejo) 35-0.

SP-Hopkins (Burbank) 41-0 1/2, Barrow (Vallejo) 36-0.

DT-Elison (Hogan) 130-10.

Ceres Invitational

May 2, 1992

from Mac Powell

Boys

110HH-Brookington (Stagg) 14.7.

400R-Stagg 43.5.

HJ-Heath (Ripon) 6-4.

PV-Wool (Modesto) 14-0.

SP-Osmundson (Oakdale) 51-4.

Girls

SP-Rouse (Livingston) 40-6.

DT-Elwood (Calaveras) 128.

Bay Valley Athletic League

Antioch High School

May 6, 1992

Boys

400-Alston (Pittsburg) 50.40.

SP-Brown (Pittsburg) 57-8 1/4, Billeci (Antioch) 50-10.

DT-Loercher (Antioch) 153-10, Sanderson (Clayton Valley) 151-1.

Girls

200-Gilliam (Pittsburg) 25.80.

400-Gilliam (Pittsburg) 58.68, Wilson (Berkeley) 59.72.

California Track and Cross Country Coaches Alliance

PREP NOTES

100LH-Berrien (Berkeley) 15.57.
400R-Berkeley (O'Neal, Johnson, Berrien, Wilson) 50.41.
SP-Heaston (Ygnacio Valley) 44-11 3/4, Brooks (Berkeley) 37-8 1/2, Tara Avery (Clayton Valley) 35-5.

Sacramento Meet of Champions

Beaver Stadium
American River College
May 8, 1992
from Jerry Colman

Boys
100 (wind +1.97)-1. Volson (Merced) 10.54, 2. Evans (Vallejo) 10.59, 3. Lewis (Highlands) 10.69, 4. Carruth (Valley) 10.81, 5. Clark (Kennedy) 10.88, 6. Kidd (Elk Grove) 10.88, 7. Johnson (Vallejo) 10.90, 8. Young (Florin) 10.94, 9. Thomas (Highlands) 11.03, 10. Belton (Highlands) 11.04.
200 (0.00)-1. Volson (Merced) 21.33, 2. Evans (Vallejo) 21.48, 3. Carruth (Valley) 21.62, 4. Le-

15.19.
300H-1. Gayle (Roseville) 38.67, 2. Heimann (Colfax) 39.15, 3. Parrish (Atwater) 39.64, 4. O'Neil (Bella Vista) 40.10, 5. Ramsey (Lincoln) 40.14, 6. Lambert (West Valley) 40.49, 7. Jones (Stagg) 40.53.
400R-1. Highlands 41.47, 2. Vallejo 41.66, 3. Vallejo 41.96, 4. Kennedy 42.72, 5. Christian Brothers 43.59, 6. Stagg 43.62.
1600R-1. Vallejo 3:15.2, 2. Valley 3:15.4, 3. Burbank 3:15.7, 4. Stagg 3:22.1, 5. Colfax 3:23.5, 6. Merced 3:24.1, 7. Fairfield 3:25.3.
HJ-1. Childers (Woodland) 6-10, 2. Williams (Yuba City) 6-10, 3. Kelly (Big Valley) 6-8, 4. Bertino (Bella Vista) 6-8, 5. Gomez (Rio Americano) 6-4, 6. Hess (Calaveras) 6-4.
PV-1. Phelps (Christian Brothers) 16-0, 2. Harvey (Sonora) 16-0, 3. Wood (Modesto) 15-0, 4. Johnson (El Dorado) 14-6, 5. LaCoste (Nevada Union) 14-0, 6. Morcom (West Valley) 14-0, 7. McDonald (Elk Grove) 13-6, 8. Walton (Christian Brothers) 13-6.
LJ-1. Tiles (Fairfield) 21-8 1/2.
TJ-1. Baker (Grant) 45-11, 2. Livingston (Bella

Whitmore (Valley) 5:19.5, 5. Schuster (Oak Ridge) 5:21.3, 6. Stewart (El Camino) 5:21.7.
3200-1. Look (Shasta) 11:05.9, 2. Durnell (Merced) 11:06.2, 3. Tacheira (Downey) 11:11.2, 4. Martinez (Wood) 11:18.5, 5. Galloway (Atwater) 11:23.9, 6. Reed (Johnson) 11:43.6.
100H (+1.32)-1. Scott (Johnson) 14.37, 2. McClung (Fall River) 14.72, 3. Asprey (Manteca) 15.38, 4. Moiana (Bella Vista) 15.40, 5. Stone (Kennedy) 15.83.
300H-1. Essad (Florin) 45.16, 2. Givens (Grant) 45.30, 3. Garcia (Woodland) 45.38, 4. Nelson (East Union) 46.00, 5. Nash (Escalon) 46.89, 6. Christi Goodoff (Vacaville) 47.08, 7. Moisan (Bella Vista) 47.26, 8. Madu (Valley) 47.55.
400R-1. Vallejo 48.30, 2. Burbank 49.23, 3. Johnson 50.04, 4. Merced 50.34, 5. Grace Davis 50.44.
1600R-1. Vallejo 3:59.83, 2. Merced 3:59.96, 3. Woodland 4:00.35, 4. Burbank 4:00.69, 5. East Union 4:01.04, 6. Bella Vista 4:02.05, 7. Turflock 4:05.09, 8. Christian Brothers 4:10.0.
HJ-1. McCauley (Center) 5-4, 2. Souther (Downey) 5-2, 3. Freeman (Modesto) 5-2, 4. Munoz (Vallejo) 5-2.
LJ-1. Renton (Downey) 18-1, 2. Reid (Folsom) 17-8, 3. McClung (Fall River) 17-3 3/4, 4. Potter (West Valley) 16-9.
TJ-1. Renton (Downey) 37-11 1/4, 2. Test (Bret Harte) 37-1, 3. Betts (Center) 36-6, 4. Warren (Valley) 35-8 1/2.
SP-1. Stephens (Atwater) 41-5, 2. Rouse (Livingston) 41-4, 3. Hopkins (Burbank) 41-0 1/4, 4. Woolery (West Valley) 39-8 3/4, 5. Barden (Nevada Union) 39-1, 6. Darden (Sonora) 38-4 1/2, 7. LaBrop (Manteca) 37-3 3/4, 8. Mercer (Oakmont) 36-1, 9. Sipher (Pleasant Valley) 35-11 1/2.
DT-1. Powell (Downey) 147-10, 2. Woolery (West Valley) 137-9, 3. Rouse (Livingston) 132-9, 4. Elwood (Calaveras) 132-4, 5. Barden (Nevada Union) 126-0, 6. Darden (Sonora) 126-0, 7. LaBrop (Manteca) 124-3.

Moore League

Long Beach City College

Boys--400m-Christi Wulfrich (Wilson, Long Beach) 48.27, TJ-1. Brian Massey (Poly, Long Beach) 47-2 1/2.

Girls--100m-Andres Anderson (Poly, LB) 11.77, Aminah Haddad (Poly, LB) 11.81, Channel Anderson (Poly, LB) 12.07 (unfortunately team dropped baton in 4x100 event), 200m-A. Anderson 24.13, Haddad 24.17.

Baseline League

Mt. San Antonio College

Girls--300mLH-Lavinia Henion (Upland) 43.44

Pacific League

Arcadia High School

Boys--200m-Saladin McCullough (Muir, Pasadena) 21.4, 400m-1. Victor Green (Muir, Pas) 48.4, Ken Haslip (Muir, Pas) 48.7, 4x100m Re-Muir 41.8.
Girls--100m-Heather Sumpter (Muir, Pas) 12.0, 200m-Sumpter 24.3, 2. Asha Jayasinghe (Arcadia) 24.5, 400m-Ayasinghe 56.1, 4x100m-Muir 47.9, SP-Nada Kawar (Crescenta Valley, La Crescenta) 45-9 1/2.

Maramonte League

Camarillo H.S.

Boys--800m-Dorian Valdez (Simi Valley) 1:54.6, 1600m-Jeff Wilson (Newbury Park) 4:15.84, Ryan Wilson (Agoura) 4:17.32, Fernando Mendoza (Channel Islands, Oxnard) 4:17.52, 3200m-Wilson (NP) 9:18.3, Mendoza (CI) 9:24.5.
Girls--100m-Marion Jones (1000 Oaks) 11.90, 200m-Jones 23.45, 1600m-Amy Skieresz (Agoura) 4:59.63, Rikke Pederson (Simi Valley) Swedish foreign exchange 5:00.44, Auer (1000 Oaks) 5:00.70, 3200m-Skieresz 10:53.9, Auer 10:56.0, Veronica Barajas (Channel Islands, Oxnard) 11:02.7, 4x100m-1000 Oaks 48.34.

South Coast League

Irvine H.S.

Girls-LJ-Heather Sterlin (Mission Viejo) 18-8.

Sierra League

Brea-Ofinda H.S.

Boys--100m-Lawrence Lanham (Nogales, La Puente) 10.5, Kevin Devine (Nogales, LP) 10.5, 110mHH-Richard Ford (Diamond Bar) 14.3, 300mH-Ford 38.6.
Girls--100mLH (30")-Marone Sims (Nogales, La Puente) 13.8, Shonna Bernard (Nogales, LP) 14.0.

Ocean League

Mira Costa H.S.

Girls--100m-Tai-Ne Gibson (Morningside, Inglewood) 11.8, Santishia Arnold (Morningside) 11.8, Sonoma Nickson (Morning) 11.9, 200m-Arnold 24.8, Gibson 24.9.

Chanel League

La Playa Stadium (Santa Barbara CC)

Boys--800m-Todd Tressler (San Marcos, Santa Barbara) 1:53.2.

Valle Vista League

Azusa Pacific University

Boys--3200m-David Hamer (Covina) 9:18.3.

Bay League

Peninsula H.S. (Rolling Hills Estates) Girls-LJ-Glory Dolphin (Santa Monica) 18-8 3/4.

San Fernando League

Harvard-Westlake (North Hollywood)

Boys--100m-Jeremiah Agoude (Harv-West, NH) 10.5, PV-Jesse Stern (Harv-West) 15.3.

Frontier League

Nordhoff H.S. (Ojai)

Girls--Mile-Nikki Shaw (Fillmore) 5:04.1, Maribela Aparicio (Fillmore) 5:06.0, Two Mile-Aparicio 10:58.1.

Sea View League


Irvine H.S.

Boys--110mHH-Charlie Davidson (Saddleback, Santa Ana) 14.1, 300mH-Greg Muriz (Wood-



BRIAN WILKINSON

wis (Highlands) 21.88, 5. Young (Florin) 22.12, 6. Ali (Center) 22.24.
400-1. Hughes (Stagg) 47.32, 2. D'Agostini (Anador) 48.01, 3. Barrigan (Vallejo) 48.84, 4. Mack (McClatchy) 49.35, 5. Davis (Wood) 49.58, 6. Stalkworth (Grant) 50.02, 7. Muirhead (Oak Ridge) 50.21, 8. Walker (Valley) 50.27.
800-1. Wilkinson (Merced) 1:51.19, 2. Dresser (Del Campo) 1:53.92, 3. Hughes (Stagg) 1:54.72, 4. Welsh (Colfax) 1:55.14, 5. Barrigan (Vallejo) 1:57.44, 6. Drake (Jesuit) 1:57.60, 7. Williams (Hogan) 1:57.74, 8. Scobes (West Valley) 1:58.14.
1,600-1. Monk (Fairfield) 4:22.9, 2. Dijkstra (Del Campo) 4:24.0.
3. McCord (El Camino) 4:24.4, 4. Holman (Sonora) 4:25.0, 5. Landrum (Casa Roble) 4:26.7, 6. Rivera (Lincoln, Stockton) 4:28.3.
3,200-1. Malulisio (Oak Ridge) 9:16.6, 2. Tackett (Mira Loma) 9:27.8, 3. Rhoades (Colfax) 9:28.7, 4. Scherson (Del Campo) 9:37.8, 5. Persheid (Jesuit) 9:38.4, 6. Miles (Shasta) 9:39.1, 7. Farley (Jesuit) 9:41.5.
110H (+2.00)-1. Hatada (Casa Roble) 14.80, 2. Brokington (Stagg) 14.84, 3. Divita (Napa) 14.89, 4. O'Neil (Bella Vista) 14.92, 5. Childers (Woodland) 15.03, 6. Christopherson (Oroville)



WALTER TITLES

Photo by Bill Cockerham

Vista) 45-9 1/2, 3. Doss (Bella Vista) 45-8 1/4, 4. Carraway (Fairfield) 45-1 3/4, 5. Green (Fairfield) 44-7.
SP-1. Mosman (Cordova) 53-11 1/2, 2. Osmundson (Oakdale) 51-8 1/2, 3. Razo (Oakdale) 50-11 1/2, 4. Griffin (Jesuit) 50-2 1/2.
DT-1. Brant (Patterson) 153-6, 2. Casey (Downey) 152-8, 3. Hummel (Tokay) 151-5.
Girls
100 (+1.34)-1. Johns (Burbank) 12.08, 2. Strickland (Merced) 12.10, 3. Bedford (Highlands) 12.34, 4. Walker (Vallejo) 12.50, 5. Jackson (Vallejo) 12.61, 6. Gallagher (Mariposa) 12.67, 7. Reid (Folsom) 12.68.
200 (+0.01)-1. Strickland (Merced) 24.75, 2. Johns (Burbank) 24.76, 3. Davis (Atwater) 25.44, 4. Jackson (Vallejo) 26.25, 5. Holinka (Mira Loma) 26.30.
400-1. Donaldson (Valley) 56.13, 2. Kerr (El Camino) 59.35, 3. Kelly (Valley) 59.36, 4. Radtke (Woodland) 59.62, 5. Lyon (East Union) 59.99, 6. Miller (Vallejo) 60.00.
800-1. Welch (Bella Vista) 2:15.85, 2. Hobbs (Atwater) 2:15.87, 3. McKnight (Casa Roble) 2:21.93, 4. Brown (Sacramento) 2:22.15.
1600-1. Martinez (Wood) 5:09.9, 2. Marr (Rio Americano) 5:13.7, 3. Cabitaac (Florin) 5:18.5, 4.

Humboldt County

Humboldt State University

May 9, 1992

from Rod Kaussen (Fortuna)

Boys

400-Quintal (Fortuna) 49.9.

800-Kabi (Fortuna) 1:52.9.

Girls

100-Zimmerman (Eureka) 12.2 (legal).

800-Fleschner (Fortuna) 2:14.9.

100H-Peterson (Femdale) 15.4 (legal).

300H-Peterson (Femdale) 46.9.

400R-Eureka 50.5.

1600R-Femdale 4:07.2, Eureka 4:08.7.

Southern Section League Highlights Thursday 5/7 - Friday 5/8

Citrus Belt

UC Riverside

Boys--200m-James Redd (Fontana) 21.69, 400m-Redd 47.81, 400m Re-Fontana 41.98, 1600m Re-Eisenhower 3:19.83, Girls-400m-1. Tammara McLin (Eisenhower, Rialto) 55.73.

Angeles League

Mt. San Antonio College

Boys--110mHH-Keith Moten (Loyola, L.A.) 14.39.

Foothill League

Cal State L.A.

Boys--1600m-Angel Martinez (San Gabriel) 4:09.63 (national leader).

Camino Real League

Cal State Long Beach

Boys--100m-Gentry Bradley (Pius X, Downey) 10.77, 200m-Bradley 21.66.

California Track and Cross Country Coaches Alliance
PREP NOTES

**CIF SECTION MEET
RESULTS**

bridge, Irvine) 38.1. SP-Tony Marcuso (Newport Harbor) 58.8.

Century League

El Modena H.S.
PV-Gary Van Sluis (El Modena, Orange) 15-0.

Sunset League

Huntington Beach H.S.
Girls-800m-Shelley Taylor (Edison, Huntington Beach) 2:13.58.

Orange League

Brea-Olinda H.S.
Boys-200m-Kevin Alexander (Valencia, Placentia) 21.42.

Sunkist League

Temecula Valley H.S.
Boys-SP-Gate Torre (Notre Dame, Riv) 56-6.
DT-Torre 198-1.
Girls-SP-Lisa Misapeka (Temecula Valley) 44-3.

**Southern Section
Preliminary Rounds**
(Leading Qualifiers)

4A Division

University of California at Riverside
Boys-400m-James Reed (Fontana) 47.85, Christin Wuthrich (Wilson, Long Beach) 48.00. 1600m-T.J. Reyes (Lakewood) 4:17.66, Peter Dela Cerdá (Hart, Newhall) 4:17.90. 4x100m-Fontana 41.80.

Girls-100m-Aminah Haddad (Poly, Long Beach) 12.03 (wind -2.2 mps), Andrea Anderson (Poly, LB) 12.09 (-1.4). 200m-Haddad 24.38 (-.39), A. Anderson 24.50 (-.73). 400m-Tammara McLin (Eisenhower, Rialto) 55.44, Latasha Prothro (Poly, LB) 55.69, Asha Jayasinghe (Arcadia) 56.15. 4x100m-Muir (Pasadena) 48.02. 4x400m-Poly (LB) 3:53.24.

3A Division

Trabuco Hills (Mission Viejo) H.S.
Boys-300mH-Charlie Davidson (Saddleback, Santa Ana) 38.31.
Girls-100m-Marion Jones (1000 Oaks) 11.22w (+2.35 mps wind), 200m-Jones 22.67 (wind +1.76 mps) (NATIONAL FEDERATION RECORD), 1600m-Shelley Taylor (Edison, Huntington Beach) 5:03.96. 100mLH-Twila Sims (Lompoc) 14.18 (wind okay), 2. Maronke Sims (Nogales, La Puente) 14.29. 300mLH-Sims 43.77, Elinor Tolson (Fountain Valley) 44.57. SP-Crystal Brownlee (Westlake, Westlake Village) 43-3 3/4.

2A Division

Trabuco Hills (Mission Viejo) H.S.
Girls-100m-Sanoma Nickson (Morningside, Inglewood) 11.95w (+2.18 mps), Santishia Arnold (Morningside, Inglewood) 11.99 (+1.74), Tai Ne Gibson (Morningside, Inglewood) 12.04w (+2.63). 200m-Arnold 24.45w (+2.04), Gibson 24.76 (+.67). 4x100m-Morningside 47.01. 4x400m-Morningside 3:55.86.

1A Division

Arcadia H.S.
Boys-200m-Gentry Bradley (Plus X, Downey) 21.49 (wind okay).
Girls-1600m-Maribella Aparicio (Fillmore) 5:03.24. 3200m-Aparicio 10:50.20.

**Southern Section Divisional
Cerritos College, Sat., May 23**

Boys
100m-(1A) (-2.12 mps wind) Gentry Bradley (Plus X, Downey) 10.85. 200m-(1A) (+1.85) Gentry Bradley (Plus X, Downey) 21.19 (national leader).
400m-(4A) James Reed (Fontana) 47.82, Christin Wuthrich (Wilson, Long Beach) 47.92.

800m-(1A) Joel Lopez (Fillmore) 1:52.56, Anthony Fisher (Maranatha, Sierra Madre) 1:52.93. (3A) Nathan Woods (Duarte) 1:53.72, Todd Tressler (San Marcos, Santa Barbara) 1:54.15.



AMINAH HADDAD

Photo by Bill Cockerham

(4A) Bryan Woodward (Poly, Long Beach) 1:53.52, Brian Steip (Peninsula, Rolling Hills Estates) 1:54.05.
1600m-(3A) Jeff Wilson (Newbury Park) 4:14.02, Todd Tressler (San Marcos, Santa Barbara) 4:14.65. (4A) Goss Lindsey (Peninsula, RH Estates) 4:13.40, Cruz Gallegos (Centennial, Corona) 4:14.70, Reyes (Lakewood) 4:14.72.
3200m-(3A) Jeff Wilson (Newbury Park) 9:07.21, Fernando Mendoza (Channel Islands, Oxnard) 9:08.78. (4A) Angel Martínez (San Gabriel) 9:03.23, Margarito Casillas (Hoover, Glendale) 9:05.79, Cruz Gallegos (Centennial, Corona) 9:14.45.

110mHH-(3A) (+5.1) Charlie Davidson (Saddleback, Santa Ana) 14.29.
300mH-(2A) Keith Moten (Loyola, LA.) 38.06 (4A) Desmond Smith (Hawthorne) 37.48, Kenny Haslip (Muir, Pasadena) 38.10.
4x100m Re-(2A) Bishop Amat (La Puente) 41.80, (4A) Eisenhower (Rialto) 41.64, Millikan (Long Beach) 41.92.

HJ-(4A) Alfonta Jackson (Wilson, Long Beach) 6-8. (3A) Jeremy Fisher (Camarillo) 6-8. (1A) Alarick Grenberry (Cabrillo, Lompoc) 6-10.
PV-(4A) Maurice Mendoza (Hesperia) 14-3 (cleared 15-0 in jump-off), Evan Black (Hesperia) 14-3 (cleared 15-0 in jump-off).
LJ-(4A) Kijone Jack (Canyon Springs, Moreno Valley) 23-9w.

TJ-(4A) Xavier Howell (Poly, Long Beach) 46-6 1/4w (47-10 legal), Choyce Clark (Pasadena) 46-3.
SP-(2A) Gabriel Torre (Notre Dame, Riverside) 58-9. (3A) Mark Glock (Nogales, La Puente) 58-11 3/4.
DT-(2A) Gabriel Torre (Notre Dame, Riverside) 174-11.
Girls

100m-(2A) (+1.15 mps wind) Tai Ne Gibson (Morningside, Inglewood) 12.09. (3A) (+2.00 mps) Marion Jones (1000 Oaks) 11.36. (4A) (-1.43) Andrea Anderson (Poly, Long Beach) 12.03.
200m-(2A) (-3.25 mps) Tai Ne Gibson (Morningside, Inglewood) 24.65, 2. Santishia Arnold (Morningside, Inglewood) 24.71. (3A) (-1.38) Marion Jones (1000 Oaks) 22.70, (2nd 25.70) (4A) Andrea Anderson (Poly, Long Beach) 24.24, Amina

Northern Section

BOYS EVENTS:

100: 1. Michael Guider (Weed) 10.88.
200: 1. Michael Guider (Weed) 22.37.
400: 1. Jose Curiel (Live Oak) 50.70.
800: 1. Greg Wheeler (Shasta) 1:58.66.
1600: 1. Jared Scoubes (West Valley) 4:30.26.
3200: 1. Mall Miles (Shasta) 9:46.78.
110 Hurdles: 1. Chris Christofferson (Oroville) 14.89.
300 Hurdles: 1. Dirk Lambert (West Valley) 39.64.
400 Relay: 1. Red Bluff 43:88.
1600 Relay: 1. West Valley 3:27.36.
High Jump: 1. Todd Kelly (Big Valley) 6-11.

Pole Vault: 1. Jason Morcom (West Valley) 14-09.
Long Jump: 1. Kenny Hudson (Red Bluff) 22-07.

Triple Jump: 1. Mike DeWitt (Yreka) 44-0 1/2.
Shot Put: 1. Damon DeVault (Chico) 54-11.
Discus: 1. Damon DeVault (Chico) 162-01.

GIRLS EVENTS:

100: 1. Addie Russell (Orland) 12.85.
200: 1. Tracy Turner (West Valley) 26.43.
400: 1. Traci Anderson (Yreka) 59.42.
800: 1. Brook Yerman (Paradise) 2:22.64.

Haddad (Poly, LB) 24.33, Tammara McLin (Eisenhower, Rialto) 24.82, Channel Anderson (Poly, LB) 24.87. 400m-(2A) Jaronda White (Morningside, Inglewood) 56.44. (4A) Asha Jayasinghe (Arcadia) 55.63, Tammara McLin (Eisenhower, Rialto) 55.66, Latasha Prothro (Poly, LB) 56.21.
800m-(1A) Nikki Shaw (Fillmore) 2:13.78. (3A) Shelley Taylor (Edison, Huntington Beach) 2:11.59, Christi Engesser (Ocean View, Huntington Beach) 2:13.38.
1600m-(1A) Nikki Shaw (Fillmore) 4:50.40 (National leader), Maribella Aparicio (Fillmore) 4:55.67. (2A) Denisha Bendz (Costa Mesa) 5:04.08. (3A) Shelley Taylor (Edison, Huntington Beach) 4:55.56, Amy Skieresz (Agoura) 5:02.17, Stacey Auer (1000 Oaks) 5:02.17. (4A) Marisa Avendano (Paramount) 5:01.41.
3200m-(1A) Maribella Aparicio (Fillmore) 10:41.88. (2A) Carrie Garrison (Sunny Hills, Fullerton) 10:55.07. (3A) Tanja Briz (University, Irvine) 10:55.86. (4A) Maya Muneno (Peninsula, RH Estates) 11:30.30. 100mLH-(2A) (+1.15) Sanoma Nickson (Morningside, Inglewood) 14.43 (+1.15). (3A) (+.66) Twila Sims (Lompoc) 14.36, Shonna Bernard (Nogales, La Puente) 14.49. (4A) Kim Nellis (Palmdale) 14.58 (+.60).

1600: 1. Dina Vollendroff (Las Plumas) 5:16.01.

3200: 1. Krissy Look (Shasta) 11:31.71.

100 Hurdles: 1. Erin McClung (Fall River) 14.57.

300 Hurdles: 1. Erica Wilson (Enterprise) 46.38.



TODD KELLY

Photo by Bill Cockerham

400 Relay: 1. West Valley 50.29.
1600 Relay: 1. Yreka 4:08.59.

300mLH-(3A) Twila Sims (Lompoc) 43.19.
4x100m-(1A) Plus X (Downey) 48.16. (2A) Morningside (Inglewood) 46.65, Torrance 48.15. (3A) 1000 Oaks 47.96. (4A) Muir (Pasadena) 48.11.
4x400m-(2A) Morningside (Inglewood) 3:51.36. (3A) Thousand Oaks 3:54.05 (Jones 54.2 3rd leg), Lompoc 3:56.13. (4A) Poly, Long Beach 3:48.04.
HJ-(3A) Kim Blankenship (Torrance) 5-6 (4A) Kristy Kieruff (Esperanza, Anaheim) 5-6.
LJ-(4A) Heather Sterlin (Mission Viejo) 19-1 3/4.
TJ-(4A) (winds okay) Latasha Burnett (Lynwood) 39-5 1/4, Amber Roberts (Muir, Pasadena) 39-2.
SP-(3A) Crystal Brownlee (Westlake, Westlake Village) 44-7 1/2.
DT-(3A) Stacy Andrews (Arroyo Grande) 136-10.

California Track and Cross Country Coaches Alliance

PREP NOTES

High Jump: 1. Toline Monson (Red Bluff) 5-4.
Long Jump: 1. Eva Potter (West Valley) 18-0 1/4.
Triple Jump: 1. Erin McClung (Fall River) 31-02 1/2.
Shot Put: 1. Leslie Woolery (West Valley) 38-11.
Discus: 1. Leslie Woolery (West Valley) 134-11.

North Coast Section

May 31,

BOYS EVENTS

100: 1. Rod Branch (St. Mary's) 11.14
200: 1. Rod Branch (St. Mary's) 22.28;
 2. Andre Shelton (Encinal) 22.31.
400: 1. Jesse Wilson (St. Mary's) 47.81;
 2. Jimmie Johnson (Mission San Jose) 48.10; 3. Damien Sullivan (St. Mary's) 48.13; 4. Erik Alston (Pittsburg) 49.10.
800: 1. Mike Katri (Fortuna) 1:51.22; 2. Adam Herndon (O'Dowd) 1:52.65; 3. John Lockard (James Logan) 1:53.03; 4. Colin Dean (O'Dowd) 1:53.20.
1600: 1. Chris Gaston (Cardinal Newman) 4:18.68; 2. Ahmik Jones (Livermore) 4:20.57; 3. David Flynn (Alhambra) 4:22.09; 4. Jeff Hartlin (Amador Valley) 4:22.19.
3200: 1. Mike Prindville (DeLaSalle) 9:23.85; 2. Matt Creason (Eureka) 9:26.01; 3. John Kelly (DeLaSalle) 9:28.70; 4. Ahmik Jones (Livermore) 9:29.12.
110 Hurdles: 1. Ross Bomben (Liberty) 14.91; 2. Junior Dominguez (Eureka) 14.92; 3. Jason Neuss (Livermore) 15.25.
300 Hurdles: 1. Junior Dominguez (Eureka) 39.16; 2. Jason Brown (Northgate) 39.86; 3. Derrick Mitchell (Mt. Eden) 39.99; 4. Dave Patten (Benicia) 40.00.
400 Relay: 1. St. Mary's 42.49; 2. Pittsburg 42.88; 3. James Logan 43.31; 4. Encinal 43.32.
1600 Relay: 1. St. Mary's 3:15.70; 2. Bishop O'Dowd 3:19.59; 3. Fortuna 3:21.15; 4. James Logan 3:23.06.
High Jump: 1. Abby Hussein (St. Mary's) 6-6; 2. Brian Davidson (California) 6-6; 3. Jason Neuss (Livermore) 6-5; 4. Del Mitchell (Mt. Diablo) 6-5.
Pole Vault: 1. Sean Brown (Terra Linda) 15-6; 2. Luis Lino (Liberty) 15-3; 3. Travis Caulkins (Tamalpais) 14-6; 4. Kjell Akerstrom (Ukiah) 13-9.
Long Jump: 1. Del Brown (Livermore) 22-9 1/4; 2. Cletus Coffey (Cardinal Newman) 22-8 3/4; 3. Eric Houston (Logan) 22-0; 4. Josh Heady (Ukiah) 21-9 3/4.
Triple Jump: 1. Keir Gumbs (O'Dowd) 47-2 1/2; 2. Leonard Haywood (St. Mary's) 46-10 1/2; 3. Derrick Mitchell (Mt. Eden) 45-6 1/2; 4. Jimmi Banks (San Leandro) 44-9 1/4.
Shot Put: 1. Demeatre Brown (Pittsburg) 55-2 1/4; 2. Brian Pina (Logan) 52-10 1/4; 3. David Gill (Foothill) 52-4 1/2; 4. Carey Strock (Antioch) 51-5 1/2.

Discus: 1. Travis Nutter (Amador Valley) 161-4; 2. Justin Snyder (Northgate) 159-7; 3. Clint Duey (Fortuna) 156-11; 4. Kyle Gotshalk (Clear Lake) 155-7.

GIRLS EVENTS

100: 1. Lisa Parker (O'Dowd) 11.98; 2. Bisa Grant (O'Dowd) 12.43; 3. Keeta Zimmerman (Eureka) 12.60; 4. Teresa Westkamp (Antioch) 12.68.
200: 1. Lesa Parker (O'Dowd) 24.34; 2. Latasha Gilliam (Pittsburg) 25.20; 3. Kelli White (Logan) 25.99; 4. Tricia Jacinto (Washington) 26.08.
400: 1. Latasha Gilliam (Pittsburg) 56.08; 2. Maya Greene (O'Dowd) 56.20; 3. Sarah-Tyah Wilson (Berkeley) 57.61; 4. Monica Hoggatt (Carondelet) 57.92.
800: 1. Melisha Marzell (O'Dowd) 2:09.48; 2. Kerri Woolheater (Casa Grande) 2:11.71; 3. Vicky Fieschner (Fortuna) 2:15.10; 4. Michelle Muething (Amador Valley) 2:15.41.
1600: 1. Nika Horn (Santa Rosa) 5:06.84; 2. Rhonda Mazza (Santa Rosa) 5:09.61; 3. Mel-Ling McNamara (Logan) 5:10.28; 4. Anjelica Randal (O'Dowd) 5:11.38.
3200: 1. Kim Wilkes (Logan) 11:17.69; 2. Elissa Riedy (Mission San Jose) 11:17.85; 3. Nika Horn (Santa Rosa) 11:18.42; 4. Angela Daika (O'Dowd) 11:20.61.
100 Hurdles: 1. Bisa Grant (O'Dowd) 14.50; 2. Julie Jenkins (San Ramon Valley) 14.69; 3. Sunshinne Peterson (Logan) 14.87; 4. Jenny Berrien (Berkeley) 15.09.
300 Hurdles: 1. Aisha Sims (O'Dowd) 44.59; 2. Kim Couvson (American) 45.07; 3. Julie Jenkins (San Ramon Valley) 45.58; 4. Janet Ekstrom (Newark) 45.67.
400 Relay: 1. James Logan 48.81; 2. St. Elizabeth 49.28; 3. Corondelet 49.35; 4. Eureka 49.80.
1600 Relay: 1. Bishop O'Dowd 3:47.29; 2. James Logan 3:50.15; 3. Santa Rosa 3:59.10; 4. Montgomery 4:00.01.
High Jump: 1. Julie Jenkins (San Ramon Valley) 5-6; 2. Aisha Sims (O'Dowd) 5-6; 3. Erin Henderson (Dublin) 5-5; 4. Jamilla Churchill (O'Dowd) 5-4.
Long Jump: 1. Melissa MacPherson (Montgomery) 16-10; 2. Jodi Bailey (St. Elizabeth) 16-10.
Triple Jump: 1. Allia Hanson (Logan) 37-11 1/2; 2. Keeta Zimmerman (Eureka) 36-1; 3. Kendra Johnson (O'Dowd) 36-00; 4. Hadly Green (Logan) 35-4 3/4.
Shot Put: 1. Kristin Heaston (Ygnacio Valley) 49-2 1/2; 2. Mirinda Shafer (Logan) 41-4 1/2; 3. Careen DelosSantos (Ukiah) 40-4 1/4; 4. Stephanie Loggins (Moreau) 36-6 1/2.
Discus: 1. Kristin Heaston (Ygnacio Valley) 133-9; 2. Vicki Garcia (Amador Valley) 130-6; 3. Kippi Joiner (Benicia) 117-1; 4. Karin Zarcone (Amador Valley) 116-11.

Oakland Section

May 31: Laney College:

BOYS EVENTS:

100: 1. Paige (Oakland Tech) 11.08.
200: 1. Paige (Oakland Tech) 22.58.
400: 1. Joiner (Castlemont) 50.47.
800: 1. Collins (Castlemont) 1:55.36.
1600: 1. Scarborough (Skyline) 4:47.04.
3200: 1. Scarborough (Skyline) 9:48.35.
110 Hurdles: 1. Williams (Castlemont) 16.05.
300 Hurdles: 1. Harris (Oakland) 39.65.
400 Relay: 1. Oakland 44.63.
1600 Relay: 1. Castlemont 3:29.98.
High Jump: 1. Caldwell (Oakland) 6-2.
Pole Vault: 1. Picoli (Castlemont) 12-6.
Long Jump: 1. Morgan (Castlemont) 21-6 1/2.
Triple Jump: 1. Morgan (Castlemont) 42-5 1/2.
Shot Put: 1. Seymore (Oakland) 38-8 1/2.
Discus: 1. Drain (Castlemont) 107-8.
Team Scores: 1. Castlemont 141, 2. Oakland 102, 3. Skyline 80, 4. Fremont 63, 5. Oakland Tech 59.
GIRLS EVENTS:
100: 1. Wallace (Skyline) 12.78.
200: 1. Goodwin (Skyline) 25.94.
400: 1. Freeman (Skyline) 56.03.
800: 1. Jordan (Fremont) 2:31.21.
1600: 1. Rowdan (Skyline) 5:51.09.
3200: 1. Penal (Skyline) 13:36.09.
100 Hurdles: 1. Keys (Fremont) 16.47.
300 Hurdles: 1. Todd (Oakland) 46.66.
400 Relay: 1. Skyline 48.28.
1600 Relay: 1. Skyline 3:59.64.
High Jump: 1. Keys (Fremont) 4-10.
Long Jump: 1. Miles (Skyline) 15-1 1/2.
Triple Jump: 1. Brumfield (Skyline) 32-5 1/2.
Shot Put: 1. Miller (Skyline) 31-5 1/2.
Discus: 1. Ellis (Skyline) 95-7 1/2.
Team Scores: 1. Skyline 181, 2. Fremont 103, 3. Oakland 96, 4. Oakland Tech 34, 5. Castlemont 28.

San Francisco Section

May 31, Kezar Stadium:

BOYS EVENTS:

100: 1. Frank Madu (McAteer) 10.66 (wind +2.60 mps).
200: 1. Derek Shepard (Lincoln) 21.24 (wind +4.08 mps).
400: 1. Derek Shepard (Lincoln) 49.39.
800: 1. Spergeon Edwards (McAteer) 2:07.31.
1600: 1. Dan Lilot (Lowell) 4:40.2.
3200: 1. Alex Smith (Lowell) 10:22.9.
110 Hurdles: 1. Roderick Weathersby (Lincoln) 15.94.
300 Hurdles: 1. Ray Cole (Lincoln) 41.98.
400 Relay: 1. McAteer 42.29.
1600 Relay: 1. McAteer 3:27.8.
High Jump: 1. Bobby Shaw (Galileo) 5-10.
Pole Vault: 1. Keith Kendall (Galileo) 10-0.
Long Jump: 1. Dante Corbin (Galileo) 21-10 (wind aided).
Triple Jump: 1. Adam Powell (McAteer)

43-9 (wind aided).
Shot Put: 1. Milton Turner (Galileo) 46-5.

Discus: 1. Dan Ripper (McAteer) 130-9.

GIRLS EVENTS:


100: 1. Alexandria Jackson (Lowell) 12.27 (wind +4.19 mps).
200: 1. Alexandria Jackson (Lowell) 25.45 (wind +6.26 mps).
400: 1. Marlicia Walker (Lincoln) 61.50.
800: 1. Julie Roddick (Lowell) 2:26.83.
1600: 1. Logan Hiroshima (Lowell) 5:49.4.
3200: 1. Julie Roddick (Lowell) 12:27.8.
100 Hurdles: 1. Akiyah Couvson (McAteer) 15.76 (wind +3.82 mps).
300 Hurdles: 1. Nancy Vuong (Lowell) 48.19.
400 Relay: 1. Washington 50.78.
1600 Relay: 1. Lowell 4:09.82.
High Jump: 1. Shena Ferguson (Washington) 5-0.
Long Jump: 1. Shena Ferguson (Washington) 19-2 1/2 (wind aided).
Triple Jump: 1. Anissa Tan (Lowell) 34-0 1/2 (wind aided).
Shot Put: 1. Kim Shea (Lowell) 33-0.
Discus: 1. Nicole Dillard (Mission) 101-4.

Sac-Joaquin Section

May 29, Modesto J.C.
 (all marks are wind aided)

BOYS EVENTS:

100: 1. Evans (Vallejo) 2. Volson (Merced) 10.47; 3. Lewis (Highland) 10.57.
200: 1. Volson (Merced) 21.18; 2. Lewis (Highland) 21.36; 3. Evans (Vallejo) 21.38.
400: 1. Barragan (Vallejo) 48.78; 2. Van Dyke (Burbank) 49.59; 3. Baeta (Rio Am.) 49.76.
800: 1. Hughes (Stagg) 1:51.48; 2. Wilkinson (Merced) 1:54.01; 3. Dresser (DC) 1:54.50.
1600: 1. Wilkinson (Merced) 4:15.8; 2.



MILTON HUGHES

Photo by Bill Cockerham

PREP NOTES

Holman (Sonora) 4:19.9; 3. Williams (Hogan) 4:21.0.

3200: 1. Monk (Fairfield) 9:15.7; 2. Martononis (Onid) 9:19.3; 3. Tackett (ML) 9:24.0.

110 Hurdles: 1. Redmond (Vallejo) 14.04; 2. Brockington (Stagg) 14.38; 3. Hatada (Inn) 14.75.

300 Hurdles: 1. Redmond (Vallejo) 37.2; 2. Gayle (Rose) 37.7; 3. O'Neil (BV) 38.3.

400 Relay: 1. Vallejo 41.5; 2. Highlands 41.72; 3. Merced 41.95.

1600 Relay: 1. Vallejo 3:16.5; 2. Valley 3:16.7; 3. Colfax 3:21.3.

High Jump: 1. Childers (Wldd) 6-10; 2. Bertino (BV) 6-7; 3. William (YC) 6-7.

Pole Vault: 1. Phelps (CBS) 15-6; 2. Johnson (ED) 15-0; 3. Wool (Mod) 15-0.

Long Jump: 1. Purdue (Vly) 23-4; 2. Tilles (Fair) 23-1; 3. Hatada (CR) 22-6 1/2.

Triple Jump: 1. Doss (BV) 47-8.

Shot Put: 1. Mosman (Cero) 55-8; 2. Osmundson (Oakdale) 54-2 1/2; 3. Razo (Oakdale) 52-7 1/2.

Discus: 1. Brandt (Patterson) 162-4; 2. Henry (Dich) 159-10; 3. Robbins (Bey) 157-11.

GIRLS EVENTS

100: 1. Johns (Burb) 11.84; 2. Stickleland (Mer) 11.93; 3. Bedford (High) 12.16.

200: 1. Johns (Burb) 24.46; 2. Strickland (Mer) 24.50; 3. Walker (Vallejo) 25.47.

400: 1. Hall (Franklin) 57.15; 2. Crummie (Higin) 57.41; 3. Donaldson (Valley) 58.54.

800: 1. Welch (BV) 2:16.84; 2. Hobbs (Atav) 2:17.80; 3. Andrews (DC) 2:18.85.

1600: 1. Schuster (OR) 5:08.5; 2. Davidson (BH) 5:09.0; 3. Martinez (Wew) 5:11.3.

3200: 1. Dumell (Mer) 11:09.43; 2. Martinez (Wew) 11:10.85; 3. Tacheira (Down) 11:11.02.

100 Hurdles: 1. Scott (HJ) 13.91; 2. Lazar-Lea (Vallejo) 14.00; 3. Madu (Valley) 14.83.

300 Hurdles: 1. Lazar-Lea (Vallejo) 43.9; 2. Garcia (Wldd) 44.7; 3. Johnson (Mer) 44.8.

400 Relay: Vallejo 48.08; 2. Franklin 48.10; 3. Burbank 48.73.

1600 Relay: 1. Hogan 3:57.3; 2. Woodland 3:57.5; 3. East Union 3:58.3.

High Jump: 1. Lazar-Lea (Vallejo) 5-8; 2. McCauley (Cen) 5-4; 3. Munoz (Vallejo) 5-04.

Long Jump: 1. Reid (Fol) 18-5; 2. Reaten (Down) 18-2 1/2; 3. Loftin (Galt) 17-9.

Triple Jump: 1. Hall (Frank) 38-6 3/4; 2. Reid (Fol) 38-0; 3. Warren (Vallejo) 37-9 1/2.

Shot Put: 1. Stephens (Atw) 42-11 1/2; 2. Barden (NU) 41-9; 3. Reuse (Liv) 41-0 3/4.

Discus: 1. Powell (Down) 157-6; 2. Elwood (Cav) 142-10; 3. Barden (NU) 141-6.

Central Coast Section

May 28: San Jose City College:

BOYS EVENTS:

100: 1. Shon Lewis (Wilcox) 10.67; 2. Rob Rice (Mt. Pleasant) 10.76; 3. Paul Bradford (Carlmont) 10.81; 4. Jason Penrywell (ML Pleasant) 10.84.

200: 1. Richard Dupree (Mt. Pleasant) 21.43; 2. Shon Lewis (Wilcox) 21.58; 3. Jack Beloney (Oak Grove) 21.89; 4. Nate Bell (Santa Cruz) 21.94.

400: 1. Richard Dupree (Mt. Pleasant) 47.45; 2. Jack Beloney (Oak Grove) 48.52; 3. Paul Seli (Sequoia) 48.89; 4. Martin Logue (St. Ignatius) 49.32.

800: 1. Alfonso Mitchell (Monterey) 1:53.13; 2. Tyson Thomas (St. Francis) 1:54.77; 3. Scott Cervelli (Santa Teresa) 1:55.52; 4. Andrew Kylander-Ciar (Carmel) 1:55.77.

1600: 1. Mark McManus (St. Ignatius) 4:16.98; 2. Tyson Thomas (St. Francis) 4:17.94; 3. Mike Powers (Fremont) 4:18.69; 4. Dan Bolee (Sera) 4:22.82.

3200: 1. Mohammed Elmi (Mt. Pleasant) 9:20.84; 2. Jason Balkman (Lynbrook) 9:22.15; 3. Stuart Ellington (Milpitas) 9:25.51; 4. Mark McManus (St. Ignatius) 9:28.69.

110 Hurdles: 1. Terry Fulton (ML Pleasant) 14.46; 2. Quincy Ruffin (St. Francis) 14.51; 3. Joel Castillo (N. Monterey County) 15.07; 4. Duque Rogan (Sequoia) 15.29.

300 Hurdles: 1. Terry Fulton (ML Pleasant) 38.11; 2. David Swan (St. Ignatius) 38.16; 3. Jeff Heller (Palo Alto) 38.64; 4. Chris Daus (Bellarmine Prep) 39.42.

400 Relay: 1. Westmore 42.51; 2. Leland 42.59; 3. Carlmont 42.73; 4. Santa Cruz 42.81.

1600 Relay: 1. Mt. Pleasant 3:18.32; 2. St. Ignatius 3:18.89; 3. Palma 3:20.58; 4. Santa Cruz 3:22.85.

High Jump: 1. Eil Gladden (San Lorenzo Valley) 6-10; 2. Lavelle Beloney (Del Mar) 6-8; 3. Clayton Zelder (Bellarmine Prep) 6-8; 4. Brian Jillson (Prospect) 6-6.

Pole Vault: 1. Scott Slover (Leland) 15-0; 2. Roy Williams (Del Mar) 14-4; 3. Branden Vance (Los Gatos) 14-0; 4. Mike James (N. Monterey County) 14-0.

Long Jump: 1. Mike Wright (N. Monterey County) 22-10 1/4; 2. Paul Bradford (Carlmont) 22-7 1/2; 3. Ryan Mayes (Palo Alto) 22-6 1/2; 4. Marcus Crispi (Santa Cruz) 22-1 1/4.

Triple Jump: 1. Branden Fedemma (Fremont) 47-0; 2. Melvin Simmons (Westmore) 46-2 3/4; 3. Keith Barnes (Gunn) 45-1 1/2; 4. Jamie Higgins (Piedmont Hills) 45-3 1/4.

Shot Put: 1. Pete Swanson (Hollister) 59-7 1/2; 2. Geoffrey Ebert (Yerba Buena) 56-3; 3. Kevin Haug (Homestead) 55-6; 4. Jason Dossey (St. Ignatius) 55-3 1/2.

Discus: 1. Pete Swanson (Hollister) 191-9; 2. Ivan Zaszczuk (St. Ignatius) 171-4; 3. Ed Multaio (Jefferson) 169-4; 4. Matt Penziers (Palma) 169-2.

Team Scores: 1. ML Pleasant 75; 2. St. Ignatius 52; 3. St. Francis 26; 4. North Monterey County 23; 5. Hollister 21; 6. Carlmont 20; 7. Wilcox, Leland, Santa Cruz & Westmore 18.

GIRLS EVENTS

100: 1. Cherice Ellison (Mt. Pleasant) 12.26; 2. Lisa Blitner (Leigh) 12.44; 3.

Sommer Washington (St. Ignatius) 12.49; 4. Michele Ferguson (Independence) 12.53.

200: 1. Cherice Ellison (Mt. Pleasant) 24.61; 2. Rachael Parrish (Wilcox) 24.70; 3. Sylvia Plesiak (Menlo-Atherton) 24.92; 4. Michele Ferguson (Independence) 25.06.

400: 1. Sylvia Plesiak (Menlo-Atherton) 56.41; 2. Cyndi McCloskey (Lynbrook) 56.41; 3. Ashley Walker (Aptos) 57.89; 4. Melissa Lodeon (Castilija) 58.78.

800: 1. Lisa Crouch (Aptos) 2:16.66; 2. Christine Stavolone (Presentation) 2:17.05; 3. Keena Collins (Mt. Pleasant) 2:18.72; 4. Tia Christianson (San Lorenzo Valley) 2:19.22.

1600: 1. Lisa Crouch (Aptos) 5:07.22; 2. Miranda Middlecoff (Los Gatos) 5:08.39; 3. Ann Baldell (St. Ignatius) 5:08.44; 4. Janice Kim (Palo Alto) 5:17.48.

3200: 1. Miranca Middlecoff (Los Gatos) 11:01.9; 2. Jeanne Harlick (Mills) 11:04.6; 3. Becky Kaiser (Seaside) 11:05.5; 4. Diana Harlick (Mills) 11:17.0.

100 Hurdles: 1. Jennifer Odom (Independence) 14.24; 2. Angela Hill (Mt. Pleasant) 14.33; 3. Denita Timberlake (Del Mar) 14.48; 4. Kerri Gabrielson (Monte Vista) 14.59.

300 Hurdles: 1. Angela Hill (Mt. Pleasant) 44.15; 2. Jennifer Odom (Independence) 44.61; 3. Kim Veeder (Los Gatos) 45.21; 4. Kerri Gabrielson (Monte Vista) 45.29.

400 Relay: 1. Mt. Pleasant 48.13; 2. Independence 48.24; 3. St. Ignatius 48.49; 4. St. Francis 49.33.

1600 Relay: 1. Independence 3:58.65; 2. Los Gatos 3:59.14; 3. Lynbrook 3:59.31; 4. St. Francis 4:00.61.

High Jump: 1. Erin Duffy (St. Francis) 5-6; 2. Amy Cheli (Los Altos) 5-4; 3. Michelle Giggia (Mills) 5-4; 4. Tina Farnady (Los Gatos) 5-4.

Long Jump: 1. Cherice Ellison (Mt. Pleasant) 18-4; 2. Felicia Brown (Seaside) 17-8 1/2; 3. Syndi McCloskey (Lynbrook) 17-8; 4. Michelle Wood (St. Francis) 17-7.

Triple Jump: 1. Christine Sherwood (Watsonville) 37-11 3/4; 2. Stacy Snow (St. Francis) 36-9; 3. Felicia Brown (Seaside) 36-7 1/2; 4. Tasha Newman (Santa Clara) 36-7.

Shot Put: 1. Leticia Zazabol (Westmore) 40-5; 2. Denise Edwards (Del Mar) 38-7; 3. Mari Savage (Burlingame) 38-1 1/2; 4. Jen Mair (Mitty) 36-0 1/2.

Discus: 1. Tina Dolan (Palo Alto) 131-10; 2. Monica Sullivan (Watsonville) 128-1; 3. Tyranda Stamps (Mt. Pleasant) 121-4; 4. Jeanine Kirkland (Los Altos) 117-11.

Team Scores: 1. Mt. Pleasant 72; 2. Independence 44; 3. Los Gatos 41; 4. St. Francis 32; 5. Aptos 27; 6. Lynbrook 22; 7. Seaside 21; 8. Mills 20; 9. Watsonville 19; 10. St. Ignatius 18.

Central Section

From DOUG SPECK

Bakersfield College, Thursday, May 21

The Central Section came together for its Section Meet this year at the Southern Site at Bakersfield College. As always, it was an

interesting affair with a number of fine performances. The spectacular young sprinters at West Bakersfield HS, Marques Hollewell and Bryan Howard, starred again,

with the same school's Kam Warner and the powerful crew from Bakersfield HS all over the place. Amazing freshman male sprinters, Marques Hollewell and Bryan Howard of West Bakersfield, had raced 10.62 and 10.63 legal 100 meter events the previous weekend. Here they were on the last two spots of a West Bakersfield 4x100 relay team that used visual passes during a 41.71 runner up effort to the winning Bakersfield HS team, whose 41.61 is as close to maximum potential as any California prep team ever, with the Drillers featuring silk smooth passing on a squad that does not feature a truly outstanding sprinter. Hollewell showed up for the 100 with a taped thigh, giving teammate Howard 2 meters through the first 40 before charging to a 10.70-10.72 win (wind +25 mps). This is as fine a duo of ninth grade sprinters as have ever been at a California High School, with Hollewell the first ninth grader to win a Central Section sprint title since the famed Leamon King of Delano in the early 1950's.

Kam Warner is the Girls' side of the West Bakersfield act this spring, with the senior all over the track and the field. In the 100 Meter Low she won by 10 meters in 13.99 and then stepping over to the Long Jump where she won there at 18-10.

Bakersfield is a tough act to follow. The white and blue clad Drillers are all over the place, with a ton of fine athletes. The school's Dial Corporation National Prep Athlete of the Year, Jeff Buckley took the Shot Put (60-9) and Discus (201-7). The Girls dash events up through the 400 are covered by Arizona-State bound stars, Tike Jackson and Janice Nichols, of Bakersfield. Nichols showed up with a taped thigh from a knot in her hamstring this day. In the 4x100 the Drillers won easily at 48.03, with Tike Jackson covering the 100 in 12.23. Nichols looked tentative in the 400, racing 56.79, with the duo meeting over 200, Nichols winning 24.56-24.86 over her teammate. Soph easily Vondre took the 800 in 1:53.68, then starred in the 4x400 in a strange way. After 49.2 and 51.0 opening legs that put the Bakersfield team into the lead, the third exchange to anchor runner Armour was dropped. Charging back into the lead by the 200 mark, Vondre's 50.9 anchor on the 3:20.55 winner would have been about two and a half seconds faster without the bobble. Soph Triple Jumper Ebony Henderson added a triple jump win at 38-11 3/4.

Lisa Stephane (Hoover, Fresno) peaked superbly in the weights, putting out to 44-6 and throwing the discus 143-6. Kristie Johnson (Central, Fresno), a top age-groupier in the past, emerged on the prep level here, racing a totally solo 2:13.53 800m win. Danielle Boswell (Bulard, Fresno) took the High Jump in 5-8. State Triple Jump leader (40-4), Kayla Montgomery (Clovis West, Fresno) had an interesting evening in which she showed special charac-

ter, falling in the 100 Hurdles and appearing to seriously pull a thigh muscle. Later she returned to limp to a qualifying spot in the Triple Jump, with two weeks to rest for the State affair.

Jorge Rivera (Delano), who raced 4:18.5 in the area meet for 1600 meters, set up the finals run with 60.2-2:06.3 and 3:13.3 lap splits, then was passed by the three state qualifiers, with Polo Duarte (Madera) 4:15.77 nipping Foothill (Bakersfield) junior Terry Hickey (4:15.89). Over 3200 meters



LISA STEPHANEY

Photo by Bill Cockarham

Rivera was determined to get to Cerritos and the State Meet, charging through the 1600 at 4:38.5, then pulling away from Ricardo Brewer (North Bakersfield) over the final lap in a 9:17.67 win.

In the Girls 1600 meter Sarah Dawson (Hoover, Fresno) ran down North Bakersfield's Lori Miller in the last half lap in a Meet Record 5:03.72-5:03.85 win. Hanford junior Jon Giannola exhibited a very disciplined step pattern in the 300 Inermidates, coming back from 5 meters at the 150 meter point to win at 38.74. Calvin Haynes (Corcoran) High Jumped 6-8, with Andre Harrison (Wasco) 4-7-7 in the other good field event performances.

BOYS RESULTS

(Top 3 qualify for state championships)

1600m: 1. Duarte (Madera) 4:15.77, 2. Hickey (Foothill) 4:15.89, 3. Trujillo (Golden West) 4:16.49, 4. Rivera (Delano) 4:18.72, 5. Kennedy (East Bakersfield) 4:19.27, 6. Chavez (Madera) 4:25.87. 400m Relay: 1. Bakersfield 41.61, 2. West 41.71, 3. Lemoore 42.46, 4. Hanford 42.85, 5. Bullard 43.01, 6. Edison 43.09. 110m HH: 1. Babcock (Monache) 14.49, 2. Bagley (Lemoore)

14.59, 3. Parker (Bakersfield) 14.60, 4. Perryman (Lemoore) 14.64, 5. Dean (West) 14.78. DT: 1. Buckley (Bakersfield) 201-7, 2. Moore (West) 177-5, 3. Wainwright (South) 162-4, 4. Dumble (Bakersfield) 159-7, 5. Wilkerson (Clovis West) 156-2, 6. Keyes (Corcoran) 155-6. TJ: 1. Harrison (Wasco) 47-7, 2. Morales (Reedley) 45-7, 3. George (Bakersfield) 45-3 1/2, 4. Bishop (Taft) 45-3 1/2. 400m: 1. Bauer (Madera) 48.86, 2. Lolis (Bakersfield) 49.36, 3. Bradshaw (Western) 50.05, 4. Potter (Sanger) 50.22. 100m: 1. Holwell (West) 10.70, 2. Howard (West) 10.72, 3. Houston (Lemoore) 10.90. 300m IH: 1. Giannola (Hanford) 38.79, 2. Woods (Roosevelt) 39.21, 3. Bagley (Lemoore) 39.39, 4. Prince (Highland) 39.55, 5. Perryman (Lemoore) 39.70, 6. Babcock (Monache) 39.95. PV: 1. Garcia (Coalinga) 14-9 1/2, 2. Weighall (Highland) 14-9 1/2, 3. Kennedy (Clovis) 14-0, 4. Lovan (North) 13-6, 5. Stark (Porterville) 13-6, 6. Red (Hanford) 13-6. SP: 1. Buckley (Bakersfield) 60-9, 2. Carrillo (South) 55-2 1/2, 3. Keyes (Corcoran) 52-8, 4. Quarles (Porterville) 51-3, 5. Dose (Bullard) 50-4 1/2, 6. Leggett (McLane) 50-2. 200m: 1. Houston (Lemoore) 21.96, 2. Holwell (West) 22.34, 3. Jennings (Bakersfield) 22.37, 4. Kendrick (Bakersfield) 22.51. 3200m: 1. Rivera (Delano) 9:17.67, 2. Brewer (North) 9:22.45, 3. Duarte (Madera) 9:33.51, 4. Orosco (Taft) 9:34.55, 5. Kropf (Madera) 9:33.15, 6. Cowan (Clovis West) 9:36.43.

800m: 1. Armour (Bakersfield) 1:53.68, 2. Lopez (North) 1:55.2, 3. Garcia (Roosevelt) 1:56.16, 4. Bauer (Madera) 1:56.81, 5. Norman (Edison) 1:58.85. HJ: 1. Haynes (Corcoran) 6-8, 2. (tie) Parker (Bakersfield and Roland (Foothill) 6-6, 4. Nyberg (Mt. Whitney) 6-6, 5. Indart (Clovis West) 6-4, 6. Martin (Clovis West) 6-4. LJ: 1. Bishop (Taft) 23-0 1/4, 2. Calhoun (Bakersfield) 22-9, 3. Hunt (Bullard) 22-6 1/2, 4. Baptista (Caruthers) 22-6 1/2, 5. Little (Fresno) 22-3 3/4, 6. Morales (Reedley) 22-0. 1600m Relay: 1. Bakersfield 3:20.55, 2. Hanford 3:21.51, 3. Roosevelt 3:23.51, 4. Bullard 3:24.88, 5. Reedley 3:24.90, 6. Clovis West 3:27.50.

Team Scores: 1. Bakersfield 105, 2. Lemoore 55, 3. West 50, 4. Madera 33, 5. Hanford 24, 6. Roosevelt 21.

GIRLS RESULTS

400m Relay: 1. Bakersfield 48.03, 2. Edison 48.63, 3. Hoover 48.83, 4. South 49.0, 5. Roosevelt 49.34, 6. Tulare 50.35. 100m LH: 1. Warner (West) 13.99MR, 2. Breedlove (Redwood) 14.80, 3. Carroll (Wasco) 15.14, 4. Ferguson (Redwood) 15.35, 5. Merritt (Porterville) 15.36, 6. Wilbourn (Redwood) 15.55. 1600m: 1. Dawson (Hoover) 5:03.72MR, 2. Miller (North) 5:03.85, 3. Bivado (Golden West) 5:05.35, 4. Grogg (Clovis West) 5:12.55, 5. Fancon (Taft) 5:19.16.

SP: 1. Stephaney (Hoover) 44-6, 2. Shanley (Tulare) 40-11, 3. Crowder (Bakersfield) 40-10, 4. Hampton (North) 40-3, 5. Stovall (Clovis West) 39-3 1/2, 6. Dijkstra (Bakersfield) 38-6. 100m: 1. Jackson (Bakersfield) 12.23, 2. Lowe (Edison) 12.54, 3. House

(Hoover) 12.64, 4. Hulson (South) 12.71. 400m: 1. Nichols (Bakersfield) 56.79, 2. Harris (Roosevelt) 59.22. 200m: 1. Nichols (Bakersfield) 24.56, 2. Jackson (Bakersfield) 24.86, 3. Warner (West) 25.04, 4. Negrete (Sanger) 25.85, 5. House (Hoover) 25.98, 6. Green (Edison) 25.8. DT: 1. Stephney (Hoover) 143-6 1/2, 2. Dijkstra (Bakersfield) 127-7 1/2, 3. Shanley (Tulare) 127-4, 4. Hampton (North) 126-6 1/2, 5. Martinez (Reedley) 118-6, 6. Helbert (Porterville) 116-8. 800m: 1. Johnston (Central) 2:13.53, 2. Lino (Fresno) 2:18.9, 3. Donovan (Madera) 2:20.32, 4. Smith (West) 2:21.69, 5. Fancon (Taft) 2:22.36.

300m LH: 1. Breedlove (Redwood) 46.20, 2. Wilbourn (Redwood) 46.31, 3. Carroll (Wasco) 46.41, 4. Manning (Clovis West) 46.72, 5. Carvajal (Wasco) 47.60, 6. Ferguson (Redwood) 47.80. HJ: 1. Boswell (Bullard) 5-8, 2. Candidate (Clovis West) 5-6, 3. Ja. Oliviera (Lemoore) 5-6, 4. Rush (Caruthers) 5-3, 5. Mendonca (Tulare) 5-2, 6. Ulrich (North) 5-2. LJ: 1. Warner (West) 18-10 1/2, 2. J. Oliviera (Lemoore) 17-4, 3. Martin (Western) 17-3, 4. Collins (Caruthers) 17-0, 5. Reneau (Monache) 16-11 3/4. 3200m: 1. Grogg (Clovis West) 11:17.32, 2. Van Beber (Bakersfield) 11:23.50, 3. Petty (Golden West) 11:26.70, 4. Hall (Reedley) 11:39.66, 5. Jacobson (North) 11:41.58, 6. Johnson (Clovis West) 11:42.10. 1600m Relay: 1. Edison 4:01.13, 2. Redwood 4:01.93, 3. Sanger 4:05.64, 4. Immanuel 4:06.13, 5. Tulare 4:08.09, 6. Hoover 4:08.33. TJ: 1. Henderson (Bakersfield) 38-11 3/4MR, 2. Montgomery (Clovis West) 38-5, 3. Burns (West) 37-1 1/4, 4. Harrison (Wasco) 36-10 1/2, 5. Jackson (Central) 35-5 1/2, 6. Collins (Caruthers) 35-0 1/4.

Team Scores: 1. Bakersfield 82, 2. Hoover 44, 3. Redwood 40, 4. West 38, 5. Clovis West 36, 6. Edison 21.

L.A. City Section

From DOUG SPECK

Thursday, May 28. Birmingham (Van Nuys) HS

The L.A. City had been through a big of some hectic times lately, with the local insurance situation a couple of weeks back postponing a week of the qualifying process, but things came together at Birmingham High School for the Section Finals. There were some good performances.

In the Girls 800m Deetra Dear (Crenshaw, L.A.) showed a special determination in her senior year City Finals run, charging the third 200m in 32.7 after a first lap of 63.6 (600m 1:36.3), then finished in 2:12.16, putting her in the State Meet picture. Relative unknown, Charles Gates (Locke, L.A.), was impressive into a 2.23 meter per second headwind in the 100, racing 10.87 to win by over a meter. Dorsey took all the Girls events up through 400 meters, with Konika Conwright taking the 100 in hand-timed 11.9 into a -2.65 mps wind and racing 24.75w in the 200, Rene Walker the 400 (56.07), with both contributing to 48.06 (400m) and 3:55.91 (1600m) relays. In the Boys High Jump Palisades junior David Shumsky took

soph James Lincoln (Birmingham) at 6-8 on misses. Consistent Mark Batista Triple Jumped 47-3 3/4. Junior Drue Powell (Reseda) edged Raymond Banner (Birmingham) in an exciting High Hurdles race 14.50-14.51 (wind -1.26 mps). Juniors Norris Giddens (Gardena 3200m 9:42.56) and Alvaro Mejia (Birmingham 1600m-4:22.60) traded distance wins, with Giddens showing special abilities with his long loping stride.

BOYS RESULTS

Team Scores: 1. Birmingham 70, 2. Locke 46, 3. Gardena 43, 4. Belmont 34, 5. (tie) Dorsey and Monroe 30, 7. Fremont 28 1/2, 8. Reseda 21.

100m: 1. Cates (Locke) 10.87, 2. Serpas (Birmingham) 10.96, 3. Jones (Gardena) 11.10, 4. Abdelkerim (Birmingham) 11.10. 200m: 1. Jones (Gardena) 21.77, 2. Coleman (Locke) 21.88, 3. Lloyd (Carson) 21.97, 4. Gates (Locke) 22.12, 5. Serpas (Birmingham) 22.14, 6. Shah (Dorsey) 22.16. 400m: 1. Coleman (Locke) 48.64, 2. Martinez (Belmont) 48.97, 3. McMillan (Gardena) 49.10, 4. Moquel (Birmingham) 49.36, 5. Bailey (El Camino) 49.50, 6. Toledo 49.56. 800m: 1. Bernard (Venice) 1:56.22, 2. Clark (Dorsey) 1:56.46, 2. Naranjo (Garfield) 1:57.18, 4. Bustamonte (Locke) 1:58.01. 1600m: 1. Mejia (Birmingham) 4:22.60, 2. Giddens (Gardena) 4:22.68, 3. Maciel (Fremont) 4:27.10. 3200m: 1. Giddens (Gardena) 9:42.56, 2. Gruner (Fairfax) 9:43.42, 3. Mejia (Birmingham) 9:45.55.

110m HH: 1. Powell (Reseda) 14.50, 2. Banner (Birmingham) 14.51, 3. Bailey (El Camino Real) 14.85, 4. Brownlee (Manual Arts) 15.07, 5. Hunt (Westchester) 15.29. 300m IH: 1. Hunt (Westchester) 38.75, 2. Vallejos (Belmont) 39.06, 3. Johnson (Chatsworth) 39.47, 4. Jordan (Washington) 39.77, 5. Brownlee (Manual Arts) 40.19. 400m Relay: 1. Reseda 42.58, 2. Carson 42.59, 3. Birmingham 42.78, 4. Belmont 42.79, 5. Belmont 42.93, 6. Locke 43.37. 1600m Relay: 1. Dorsey 3:18.86, 2. Belmont 3:19.56, 3. Fremont 3:20.96, 4. Birmingham 3:22.33, 5. Locke 3:22.87, 6. Crenshaw 3:26.06.

HJ: 1. Lincoln (Birmingham) 6-8, 2. Shumsky (Palisades) 6-8, 3. Nadeau (Monroe) 6-4. PV: 1. Golden (El Camino Real) 14-0, 2. Sigala (Garfield) 13-9, 3. Kubelka (Taft) 13-6. LJ: 1. B. Robertson (Sylmar) 21-6 1/2. TJ: 1. Batista (Banning) 47-3 3/4, 2. Ndeau (Monroe) 44-3. SP: 1. Sanders (Dorsey) 51-10.

GIRLS RESULTS

Team Scores: 1. Dorsey 74, 2. Gardena 37, 3. University 36, 4. (tie) Belmont and Crenshaw 30, 6. Crenshaw 28, 7. North Hollywood 21, 8. (tie) Hamilton and Marshall 20, 10. Locke 15.

100m: 1. Conwright (Dorsey) 11.9, 2. Posey (No. Hollywood) 12.3, 3. Lattimore (Granada Hills) 12.5, 4. Beaton (Hamilton) 12.6. 200m: 1. Conwright (Dorsey) 24.75w, 2. Lattimore (Granada Hills) 25.22, 3. Walker (Dorsey) 25.23, 4. Midkiff (Fremont) 25.42, 5. Griffis (Washington)

California Track and Cross Country Coaches Alliance

PREP NOTES

25.79. 6. Lewis (University) 25.84. 400m: 1. Walker (Dorsey) 56.07. 2. Deer (Crenshaw) 57.38. 3. Williams (Gardena) 58.65. 4. Beaton (Hamilton) 59.22. 5. Stewart (Locke) 59.59. 800m: 1. Deer (Crenshaw) 2:12.16; 2. Snowbeck (University) 2:16.24. 3. Stewart (Locke) 2:18.67. 4. Williams (Gardena) 2:21.32. 5. Kleiner (San Pedro) 2:22.07. 1600m: 1. Snowbeck (University) 5:14.72. 2. Trejo (Belmont) 5:21.56. 3. Kerchis (Venice) 5:23.53. 3200m: 1. Trejo (Belmont) 11:58.76.

100m H: 1. Mosley (Marshall) 15.06. 2. Cole (Washington) 15.06. 3. Obasi (Hamilton) 15.46. 300m H: 1. Mosley (Marshall) 46.19. 2. Posey (No. Hollywood) 47.04. 3. Obasi (Hamilton) 47.40. 400m Relay: 1. Dorsey 48.06. 2. Gardena 48.68. 3. Washington 49.44. 4. Crenshaw 49.52. 5. University 49.80. 6. Carson 49.99. 1600m Relay: 1. Dorsey 3:55.51. 2. Gardena 4:00.05. 3. Crenshaw 4:01.42. 4. University 4:01.98.

HJ: 1. Baynes (Grant) 5-2. LJ: 1. Johnson (Dorsey) 17-11. 2. Tippie (Jefferson) 17-5. 1/2. 3. Henderson (Cleveland) 17-0. 4. Sampson (Washington) 16-11. 5. Jenkins (Gardena) 16-10 3/4. 6. Powns (Locke) 16-10 1/4. TJ: 1. Hunter (University) 36-6 3/4. 2. Johnson (Dorsey) 35-5 1/2. 3. Moreno (Lincoln) 35-3 1/2. SP: 1. Ledet (Washington) 36-2. 2. Walker (Hollywood) 35-8. 3. Singleton (Fremont) 35-5.

Southern Section

From DOUG SPECK

State Qualifying Meet

Friday, May 29th - Cerritos College

The huge Southern Section had a series of exciting qualifying competitions for the State Meet, with the usual number of great athletes left at home after the first five athletes were skimmed off to send to the June state affair. Anytime Marion Jones (1000 Oaks) steps on the track it's exciting, with a number of other great competitors and match-ups during the meets.

Marion Jones really cranked it up in the Section 3A Prelims on Saturday, May 15th on the new facility at Trabuco Hills H.S. in Mission Viejo, blasting a new National Record 22.67 200m with a legal aiding wind of +1.75 meters per second. That day she also raced 11.22w for the 100. Eyes were therefore glued to the powerful TO athlete whenever she raced. In the divisional meet she blasted 11.38 (wind +2.00) and 22.70 (-1.38), with an 11.39 (wind -1.59) and 22.78 (+0.94) in the State Qualifying affair. She was every bit as impressive in the Relays, charging from way back to second in the State qualifier 400m event, with her blazing anchor assisting her team to a fine 47.31, with mid 54 second legs doing the same thing during her third leg of the 1600m, as the Lancers qualified at 3:54.33 for State.

The area has many great female sprinters, with the Long Beach Poly frosh sprint duo of Andrea Anderson (11.86-24.11) and Aminah Haddad (11.98-24.16) tough, with Anderson surprisingly running down the Mor-

ningside anchor in the 1600m relay event in the State Qualifier during a 54.3 leg with the Jackrabbits racing 3:47.42. In the



CARRIE GARRISON

Photo by Kirby Lee

Poly's Girls' absence in the 400m relay (their 45.88 team dropped the baton in League), Morningside covered the 400m baton event with controlled 46.65 and 46.36 efforts.

On the Boys' side, sprinter Gentry Bradley (Pius X, Downey) was the star, with good middle and long distance racing. Bradley was second to Dione Tyler (Millikan, Long Beach) in the State Qualifying 100 10.67-10.70, but cranked a 21.19 200 in the previous week's divisional affair for the national lead. Bryan Woodward (Poly, Long Beach) was pushed through a 1:21.3 600m in the State Qualifier by fine Duarte junior Andre Woods, with the Georgetown University bound Poly star pulling away to a fine 1:50.48 pr. The Boys State Qualifying 1600m brought together a great field. Todd Tressler (San Marcos, Santa Barbara) and T.J. Reyes (Lakewood) led through 1200m at 3:09.5 before Jeff Wilson (Newbury Park) charged away with a 60 flat final 400 to win

at 4:09.75. Seventh place was 4:15.72. Angel Martinez (San Gabriel) was awesome in the State Qualifier 3200, following Cruz Gallegos (Centennial, Corona) through a 4:32.1 1600, then racing past through 68.9-69.6-64.5 and 61.9 laps (4:24.8 second 1600) on the way to an 8:56.99 State Qualifying win.

Girls distance events were strong also, with Nikki Shaw (Fillmore) racing 4:50.40 against teammate Maribella Aparicio in her Divisional 1A Race, then taking Shelley Taylor in the State Qualifier at 4:55.67. Carrie Garrison (Sunny Hills, Fullerton) raced her finest high school race ever in the State Qualifier 3200, running 5:14.0 and 5:14.2 1600m segments to win easily over Aparicio 10:28.20-10:39.94.

Fontana's James Redd continues to improve in the 400, taking the State Qualifier in a fine 47.29, with relative 400 notice, Arcadia's Asha Jayasinghe, an eleventh grader, nipping Tamara McLin (Eisenhower, Rialto) in the Girls 4A 400 at 55.63, with McLin coming back the next week to take the State Qualifier at 55.24. Twila Sims (Lompoc), injured last year, continued her comeback, winning the State Qualifying 100m Low Hurdles at 14.09, then raced fine 43.19 and 43.06 300m Lows races, exhibiting the ability to alternate lead legs like no other prep we've ever seen.

The Long Beach Poly Boys 1600m relay team was disqualified for a lane violation by their lead-off runner after defeating defending State Titleists Morningside (3:14.52) in the State Qualifier, with Bryan Woodward's 47.0 anchor for naught (the team unofficially clocked 3:14.3). Marina's Tony Parrish (49-4 1/2) and Pasadena's Choice Clark (48-9 1/2) shocked with their State Qualifying Triple Jump improvements, with Latasha Burnett (Lynwood) fine 39-5 1/4 (Divisional) and 39-0 1/4 (State Qualifying) Girls Triple Jump efforts, and junior Nada Kavar (Crescenta Valley, La Crescenta) 45-1 1/4 in the State Qualifying Shot.

BOYS EVENTS

100: 1. Tyler (Millikan) 10.67; 2. Bradley (Pius X) 10.70; 3. Barragan (Millikan) 10.83; 4. Korey Alexander (Valencia) 10.85; 5. Devine (Nogales) 10.86; 6. Kevin Alexander (Valencia) 10.89. Wind = 1.67 mps aiding. 200: 1. Bradley (Pius X) 21.50; 2. Redd (Fontana) 21.51; 3. Hazel (Gahr) 21.72; 4. Tyler (Millikan) 21.75; 5. Davis (Santa Ana Valley) 21.98; 6. Wuthrich (LB Wilson) 22.07. Wind = .37 mps against.

400: 1. Redd (Fontana) 47.29; 2. Wuthrich (LB Wilson) 47.70; 3. Davis (Santa Ana Valley) 48.33; 4. Desaussure (Royal) 48.37; 5. Turner (Morningside) 48.53; 6. A. Taub (Foothill) 48.65. 800: 1. Woodward (LB Poly) 1:50.48; 2. Woods (Duarte) 1:52.35; 3. Lopez (Fillmore) 1:52.96; 4. Stoip (Peninsula) 1:53.01; 5. Fisher (Maranatha) 1:53.33; 6. Heath (Foothill) 1:53.60.

1600: 1. Wilson (Newbury Park) 4:09.75 (3:54.5 for 1500 meters); 2. Reyes (Lakewood) 4:10.29 (3:55.2); 3. Tressler (San Marcos) 4:10.70 (3:55.8); 4. Lindsey (Penin-

sula) 4:11.58 (3:56.1); 5. Wilson (Agoura) 4:13.17 (3:57.6); 6. Love (Katella) 4:14.72 (3:59.6).

3200: 1. Martinez (San Gabriel) 8:56.99; 2. Casillas (Hoover) 9:06.13; 3. Mendoza (Channel Islands) 9:10.87; 4. Gallegos (Corona Centennial) 9:11.74; 5. Salberg (Muir) 9:15.19; 6. Frack (Esperanza) 9:17.54.

110 Hurdles: 1. Davidson (Saddleback) 14.37; 2. Smith (Hawthorne) 14.42; 3. Moten (Loyola) 14.54; 4. Crane (Dana Hills) 14.66; 5. Stokes (Thacher) 14.69; 6. Ford (Diamond Bar) 14.71. Wind = 1.06 mps against.

300 Hurdles: 1. Smith (Hawthorne) 37.51; 2. Muniz (Woodbridge) 37.72; 3. Moten (Loyola) 37.75; 4. Haslip (Muir) 37.83; 5. Stokes (Thacher) 38.28; 6. Ford (Diamond Bar) 38.66.

400 Relay: 1. Bishop Amat 41.60; 2. Morningside 41.71; 3. San Geronigo 42.00; 4. Hawthorne 42.05; 5. Millikan 42.11; 6. Muir 42.13.

1600 Relay: 1. Morningside 3:14.52; 2. Foothill 3:15.10; 3. Muir 3:18.22; 4. Valencia 3:18.72; 5. Eisenhower 3:18.90; 6. LB Wilson 3:20.31. LB Poly finished first but was disqualified for stepping on the lane line.

High Jump: 1. Greenberry (Cabrillo) 6-8; 2. Fischer (Camarillo) 6-8; 3. Carruthers (St. Francis) 6-7; 4. Paine (Nordhoff) 6-6; 5. Kimbwalu (Orange) 6-6; 6. Jackson (LB Wilson) 6-6.

Pole Vault: 1. Stern (Harvard-Westlake) 14-4; 2. Gehrke (Diamond Bar) 14-3; 3. Eckhardt (Hemet) 14-4; 4. Black (Hesperia) 14-4; 5. Mendoza (Hesperia) 14-4; 6. Monaghan (LB Wilson) 14-0.

Long Jump: 1. Jack (Canyon Springs) 23-2w (2.01 mps)(21-11 3/4 best legal); 2. Dreher (Antelope Valley) 23-1; 3. Robinson (Apple Valley) 23-0 3/4; 4. Hicks (LB Wilson) 23-0 1/2w (21-9 3/4 best legal); 5. Janoski (Corona) 22-9 3/4; 6. Greenberry (Cabrillo) 22-4 3/4.

Triple Jump: 1. Parrish (Marina) 49-1; 2. Clark (Pasadena) 48-9; 3. Massey (LB Poly) 47-7; 4. Ikepowo (LB Wilson) 47-4; 5. Jack (Canyon Springs) 46-1 3/4; 6. Robinson (Covina) 46-1 3/4.

Shot Put: 1. Lingenfelter (Upland) 59-8; 2. Mancuso (Newport Harbor) 58-10; 3. Smith (Crespi) 58-6; 4. Glock (Nogales) 57-8; 5. Braun (Villa Park) 54-5 1/4; 6. Torre (Riverside Notre Dame) 54-2 1/2.

Discus: 1. Pearce (Trabuco Hills) 176-0; 2. Lingenfelter (Upland) 170-1; 3. Torre (Riverside Notre Dame) 168-8; 4. Countryman (Nogales) 164-3; 5. Mancuso (Newport Harbor) 163-5; 6. Werth (Ventura) 162-9.

GIRLS EVENTS:

100: 1. Jones (Thousand Oaks) 11.39; 2. A. Anderson (LB Poly) 11.86; 3. Haddad (LB Poly) 11.98; 4. Gibson (Morningside) 12.13; 5. Nickson (Morningside) 12.14; 6. Arnold (Morningside) 12.15. Wind = 1.59 mps against.

200: 1. Jones (Thousand Oaks) 22.78; 2. A. Anderson (LB Poly) 24.11; 3. Haddad (LB Poly) 24.16; 4. Gibson (Morningside)



BRYAN WOODWARD

Photo by Kirby Lee

24.47; 5. Arnold (Morningside) 24.49; 6. Jayasinghe (Arcadia) 24.75. Wind = .94 mps aiding.
400: 1. McLin (Eisenhower) 55.24; 2. White (Morningside) 55.73; 3. Jayasinghe (Arcadia) 55.96; 4. Graham (Blair) 56.86;



SANTISHA ARNOLD

Photo by Kirby Lee

5. Williams (Morningside) 57.07; 6. Agruelas (Corona) 57.32.

800: 1. Engesser (Ocean View) 2:11.50; 2. Camp (Agoura) 2:14.08; 3. Molway (University) 2:14.57; 4. Boisvert (Orange Lutheran) 2:16.26; 5. Focht (El Toro) 2:16.69; 6. Chowan (LB Wilson) 2:16.70.

1600: 1. Shaw (Fillmore) 4:55.15 (4:37.2 for 1500 meters); 2. Taylor (Edison) 4:57.81 (4:39.2); 3. Skiersz (Agoura) 5:00.27 (4:41.9); 4. Hsu (San Marino) 5:00.36 (4:42.1); 5. Boisvert (Orange Lutheran) 5:00.80; 6. Evans (Edison) 5:06.12.

3200: 1. Garrison (Sunny Hills) 10:28.95; 2. Aparicio (Fillmore) 10:39.94; 3. Auer (Thousand Oaks) 10:52.88; 4. Muneno (Peninsula) 10:59.90; 5. Briz (University) 11:00.00; 6. Lopez (Compton) 11:02.77.

100 Low Hurdles: 1. Sims (Lompoc) 14.09; 2. Tolson (Fountain Valley) 14.39; 3. Nickson (Morningside) 14.44; 4. Sims (Nogales) 14.49; 5. Mook (Foothill) 14.57; 6. Nellis (Palmdale) 14.70. Wind = .20 mps against.

300 Low Hurdles: 1. Sims (Lompoc) 43.06; 2. Tolson (Fountain Valley) 43.71; 3. Henlon (Upland) 43.76; 4. Bernard (Nogales) 44.54; 5. Hanger (Thousand Oaks) 44.83; 6. Rhodes (South Hills) 44.89.

400 Relay: 1. Morningside 46.31; 2. Thousand Oaks 47.31; 3. Muir 47.87; 4. Plus X 47.89; 5. Torrance 47.95; 6. Eisenhower 48.43.

1600 Relay: 1. LB Poly 3:47.42; 2. Morningside 3:47.68; 3. Thousand Oaks 3:54.33; 4. Muir 3:54.98; 5. St. Bernard 3:56.75; 6. Eisenhower 48.43.

High Jump: 1. Bowman (Newport Harbor) 5-6; 2. Lawyer (Cate) 5-6; 3. tie between Morrison (Laguna Hills) and Watson (Saugus) 5-5; 5. Kieruff (Esperanza) 5-5; 6. Blankenship (Torrance) 5-4.

Long Jump: 1. Figueroa (Quartz Hill) 18-9 3/4; 2. Sterlin (Mission Viejo) 18-7 1/4; 3. Haynes (Bishop Montgomery) 18-0; 4. Lawyer (Cate) 17-8 1/4; 5. C. Anderson (LB Poly) 17-4 1/4; 6. Hart (Monrovia) 17-4.

Triple Jump: 1. Burnett (Lynwood) 39-0 1/4; 2. Lang (Compton Centennial) 38-5 3/4; 3. Knight (LB Poly) 37-11 1/4; 4. Roberts (Muir) 37-9 3/4; 5. Dolphin (Santa Monica) 37-0 1/4; 6. Greve (Marina) 36-9.

Shot Put: 1. Kavar (Crescenta Valley) 45-1 1/4; 2. Brownlee (Westlake) 44-2 3/4; 3. Mispaka (Temecula Valley) 43:08; 4. Burton (Warren) 42-5 3/4; 5. Heads (Newport Harbor) 41-3 1/2; 6. Laulu (Nogales) 39-7 1/4.

Discus: 1. Heads (Newport Harbor) 142-7; 2. Wilson (Charter Oak) 138-3; 3. Mispaka (Temecula Valley) 136-10; 4. Lott (Palm Springs) 133-4; 5. Andrews (Arroyo Grande) 129-9; 6. Phillips (Walnut) 128-3.

San Diego Section

May 30: Balboa Stadium
BOYS EVENTS:

100: 1. Riley Washington (Southwest) 10.55; 2. Scott Hammond (Lincoln) 10.81; 3. Paul Turner (University City) 10.91.

200: 1. Riley Washington (Southwest) 21.59; 2. Scott Hammond (Lincoln) 21.86; 3. Leo Zent (West Hills) 22.53.

400: 1. Akiem Brown (Serra) 49.10; 2. Jerry Harris (Morse) 49.72; 3. Rashaan Saalam (La Jolla Country Day) 49.81.


800: 1. Travis Jackowski (Mira Mesa) 1:54.23; 2. Greg Robeson (Mt. Carmel) 1:55.02; 3. Jesse Camp (El Capitan) 1:55.62.

1600: 1. Daniel Das Neves (Helix) 4:09.4; 2. Brian Keim (San Pasqual) 4:13.8; 3. Nazario Romero (San Pasqual) 4:14.7

3200: 1. Daniel Das Neves (Helix) 9:12.85; 2. Nazario Romero (San Pasqual) 9:17.14; 3. Mebrahton Keflezighi (San Diego) 9:18.79.

110 Hurdles: 1. Josh Bailey (Rancho Buena Vista) 14.89; 2. Eric Thompson (Fallbrook) 15.16; 3. Damien Victor (Kearny) 15.25.

300 Hurdles: 1. Cameron Ricks (San Dieguito) 39.21; 2. Brian Elliott (Escondido) 39.29; 3. Steve Esseiman (Poway) 39.54.



CHRIS BUDDIN

Photo by Bill Cockerham

400 Relay: 1. Lincoln 42.15; 2. Morse 42.56; 3. University City 42.62.

1600 Relay: 1. Morse 3:19.82; 2. Henry 3:20.57; 3. Lincoln 3:21.32.

High Jump: 1. Yusuf Hasan (San Diego) 6-8; 2. David Santos (Rancho Bernardo) 6-7; 3. Jonathan Zambrando (Rancho Bernardo) 6-4.

Pole Vault: 1. Chris Buddin (Orange Glen) 14-6; 2. David Fipp (La Jolla) 14-0; 3.

Luis Apalateu (Chula Vista) 14-0.

Long Jump: 1. Cary Taylor (Morse) 22-6 3/4; 2. Damian Ritchey (Poway) 21-7 1/2; 3. Gary Taylor (Morse) 21-7 1/4.

Triple Jump: 1. Cary Taylor (Morse) 48-2 3/4; 2. Gary Taylor (Morse) 46-3; 3. Mike Duhaney (Valhalla) 45-7 1/2.

Shot Put: 1. Junior Cienega (Escondido) 55-6 1/2; Adam McGuire (Mar Vista) 50-6 1/2; 3. Rickey Koch (El Capitan) 50-5 3/4.

Discus: 1. Ritchey Koch (El Capitan) 169-8; 2. Tighe Jaffe (Mt. Carmel) 155-5; 3. Mitch Martin (Army Navy) 152-11.

Team Scores: 1. Morse 63; 2. San Pasqual 38; 3. Lincoln 36; 4. Helix 31; 5. El Capitan 26.

GIRLS EVENTS:

100: 1. Angela Sullivan (Serra) 12.1; 2. Christin Burton (Helix) 12.2; 3. Monica Henderson (Morse) 12.3.

200: 1. Angela Sullivan (Serra) 24.63; 2. Monica Henderson (Morse) 24.95; 3. Christine Burton (Helix) 25.15.

400: 1. Allison Dring (Mt. Carmel) 56.34; 2. Allie Kemp (San Dieguito) 57.34; 3. C.J. Hardman (Poway) 58.48.

800: 1. Melanie Hand (Fallbrook) 2:14.22; 2. Susan Scott (Mt. Carmel) 2:17.47; 3. Monica Callen (Poway) 2:17.68.

1600: 1. Milena Glusac (Fallbrook) 4:52.6; 2. Melissa Deim (San Pasqual) 5:05.6; 3. Kelly Olsen (El Capitan) 5:09.0.

3200: 1. Milena Glusac (Fallbrook) 10:57.83; 2. Melissa Keim (Wan Pasqual) 11:11.70; 3. Jennifer Vergith (Mt. Carmel) 11:19.90.

100 Hurdles: 1. Erin Blunt (San Pasqual) 14.26; 2. Christina Stark (San Pasqual) 14.90; 3. Corey Rogers (Poway) 14.91.

300 Hurdles: 1. Erin Blunt (San Pasqual) 43.73; 2. Kristen Grebing (Mission Bay) 45.91; 3. Jessica Veale (Poway) 46.20.

400 Relay: 1. Morse 49.21; 2. Lincoln 49.34; 3. San Pasqual 49.53.

1600 Relay: 1. San Pasqual 3:54.01; 2. Mt. Carmel 3:56.12; 3. Poway 3:57.47.

High Jump: 1. Mesha Stallings (San Diego) 5-2; 2. Amy Kraft (Carlsbad) & Kristin Grebing (Mission Bay) 5-2.

Long Jump: 1. Carlene Jones (Morse) 18-0; 2. Christine Burton (Helix) 17-1 3/4; 3. Erika Bornhurst (Chula Vista) 17-1 1/4.

Triple Jump: 1. Amy Littlepage (Mt. Miguel) 38-8 1/2; 2. Tamika Porter (Orange Glen) 37-6 1/4; 3. Christine Stark (San Pasqual) 36-7 1/2.

Shot Put: 1. Kristina Mataafa (Orange Glen) 43-0; 2. Scia Maumausolo (Mt. Carmel) 41-6 1/2; 3. Kelly Smith (Henry) 40-1 3/4.

Discus: 1. Kristina Mataafa (Orange Glen) 149-7; 2. Scia Maumausolo (Mt. Carmel) 144-3; 3. Kelly Smith (Henry) 128-3.

Team Scores: 1. San Pasqual 70; 2. Mt. Carmel 63; 3. Morse 50; 4. Fallbrook 38; 5. Orange Glen 32.

RESULTS

Please send track & field / cross country results directly to: CTN, 4957 East Heaton, Fresno, CA 93727 or FAX (209) 255-4904.

Cal/Washington State/Nevada Reno/ Cal State Hayward

from Keith Conning

Edwards Stadium, April 18--In men's competition Washington State defeated California 96 to 67 and Nevada Reno 116-36. California beat Nevada 116-38.

In women's competition California defeated Cal State Hayward 70-64, and Nevada 80 to 49. Cal State Hayward beat Nevada 72 to 45.

Kami Keshmiri (Nevada), the 1990 and 1991 NCAA champion in the discus, defeated Ramon Jimenez-Gaona (California/San Jose State/Paraguay), second in the NCAA, by six feet--197-9 to 191-9. Junior John Wirtz (California/Leland HS, San Jose) placed third in 177-11, and senior Peter Schaffer (California/Acalanes HS, Lafayette) was fourth at 174-2. The wind was blowing behind the throwers, which was not conducive to long throws.

Rhonda Colvin (Cal State Hayward) won the 100 hurdles in 13.41. Stephanie Thomas (Army) placed second in 13.44. Senior Laurie Smith (California/Valley HS, Sacramento), who placed third, set a new school record of 13.58 in the 100 hurdles. The old record of 13.73 was set by Smith in 1990.

The following California men also surpassed Pacific-10 qualifying standards: 100-senior Alonzo Livingston (Skyline HS, Oakland) 10.5, 800-sophomore James Warhaver (Fairfield HS) 1:50.9, 1500-junior Ben Turman (Berkeley HS) 3:47.73 (equivalent to a 4:05.9 mile), 110H-sophomore Pete Simmons (Oak Grove, San Jose) 14.29w, HJ-sophomore Kevin Keane (De La Salle HS, Concord) 6-10 3/4, PV-senior Brent Burns (Acalanes HS, Lafayette) 17-4 1/4, LJ-Levinston 24-7, TJ-senior Joe Frank (Overfelt HS, San Jose) 51-0, JT-junior John Kelso Cummings (Mesa JC) 215-7.

The following California women also surpassed Pacific-10 qualifying standards: 400H-junior Roslyn Mack (St. Francis HS, Mt. View) 1:01.0, LJ-sophomore Camlynn Hall (Lake Washington HS, Redmond, Washington) 19-6 1/4.

Cal redshirt freshman Sean Haworth suffered a frightening fall during the warmups for the pole vault. Haworth, who slammed into the left upright and fell head-first to the concrete area surrounding the pit, received a gash extending from high up on the left side of the forehead diagonally down to his right cheek. According to Haworth, the cut required over 135 stitches to mend.

Men
100 (+3.2)-1. Olobia (W) 10.2, 2. Livingston (C) 10.5, 3. Burroughs (W) 10.6.
200 (+0.4)-1. Olobia (W) 21.0, 2. Burroughs (W) 21.7, 3. Prior (W) 21.7.
400-1. Joubert (W) 46.9, 2. Green (C) 48.3, 3. Knight (W) 48.3.
800-1. Robinson (N) 1:49.9, 2. Warhaver (C) 1:50.9, 3. McBride (W) 1:51.2.
1,500-1. Kibirir (W) 3:45.53, 2. Woods (N) 3:46.27, 3. Turman (C) 3:47.73.
3,000 SC-1. Kapkory (W) 8:53.1, 2. Tajedor (N) 9:08.6, 3. Vinski (C) 9:18.1.
5,000-1. Woods (N) 14:45.6, 2. Montes (N) 14:49.6, 3. Carlton (Unatt.) 15:00.6.
100H-1. McDonald (W) 13.86, 2. Simmons (C) 14.29, 3. Register (Army) 14.46.
400H-1. McDonald (W) 50.7, 2. Sample (C) 53.9, 3. Register (Army) 54.0.
400R-1. WSU (McDonald, Joubert, Burroughs, Olobia) 40.83, 2. California (Allison, Crouts, Livingston, Sample) 41.08.
1,600R-1. WSU 3:11.9, 2. California 3:15.5, 3. Nevada 3:22.6.
HJ-1. Keane (C) 6-10 3/4, 2. Wilson (W) 6-8 3/4, 3. Cox (W) 6-8 3/4.
PV-1. Burns (C) 17-4 1/4, 2. Pallakis (W) 16-8 3/4, 3. Lawrence (W) 15-1.
LJ-1. Livingston (C) 24-7, 2. Edwards (C) 24-0 3/4, 3. Frank (C) 23-8.
TJ-1. Frank (C) 51-0, 2. Cook (W) 49-5, 3. Swindell (Army) 46-3 1/2.
SP-1. Enoye (W) 56-6 3/4, 2. Baskett (W) 55-4 3/4, 3. Wirtz (C) 54-9 1/2.
DT-1. Keshmiri (N) 197-9, 2. Jimenez-Gaona (C) 191-9, 3. Wirtz (C) 177-11.
HT-1. Johansson (N) 200-8, 2. Schaffer (W) 196-9, 3. Luper (C) 190-11.
JT-1. McKinney (W) 218-4, 2. Cummings (C) 215-7, 3. Langlois (N) 211-3.

Women
100-1. Turing (Army/Cuesta CC 89) 11.6, 2. Dixon (Atoms) 11.8, 3. Burns (Army) 11.8.
200 (+0.4)-1. Turing (Army) 23.6, 2. Burns (Army) 24.6, 3. Colvin (H) 24.6.
400-1. Baker (C) 56.3, 2. J. Mack (C) 56.6, 3. Cochrane (H) 1:03.5.
800-1. Myles (N) 2:13.5, 2. Neel (C) 2:14.4, 3. Clark (C) 2:14.7.
1,500-1. Myles (Nevada) 4:48.79, 2. Hodges (H) 4:52.50, 3. Untaian (C) 4:54.87.
3,000-1. Neighbour (N) 10:05.5, 2. Swinney (N) 10:24.8, 3. Dobel (C) 10:25.9.
100H (+0.8)-1. Colvin (H) 13.41, 2. Thomas (Army) 13.44, 3. Smith (C) 13.58.
400H-1. R. Mack (C) 1:01.0, 2. Casimir (H) 1:02.2, 3. Morris (Army) 1:04.3.
400R-1. U.S. Army 47.59, 2. CS Hayward

(Casimir, Colvin, Ford, Harris) 47.83, 3. California (Powell, White, Smith, Hall) 48.76.
1,600R-1. U.S. Army 3:51.8, 2. California (Ellison, C. Clark, J. Mack, Baker) 3:49.5.
HJ-1. Johnson (C) 5-7, 2. Jensen (N) 5-2 1/2, 3. Glockel (H) 5-2 1/2.
LJ-1. Hall (C) 19-6 1/2 (NW), 2. Cochrane (H) 18-3 1/4 (+3.6), 3. Oudoffia (N) 18-0 (+1.8).
TJ-1. Harris (H) 38-9 3/4, 2. Johnson (C) 37-6 1/2, 3. Izoco (N) 34-5.
SP-1. McKnight (N) 38-4 3/4, 2. Kailiwi (C) 37-5 3/4, 3. Giurand (H) 35-1 1/4.
DT-1. Kailiwi (C) 140-4, 2. Saunders (H) 115-3, 3. Guirand (H) 114-10.
JT-1. Hales (H) 119-4, 2. McKnight (N) 112-8, 3. Wolf (H) 104-9.

Big West Championships

May 8, 9, Warmerdam Field, Fresno.

Men's Results

Team Scores: 1. Fresno State 227 1/2, 2. UC Irvine 151, 3. Utah State 106 1/2, 4. CSU Long Beach 49, 5. UC Santa Barbara 43, 6. CSU Fullerton 39, 7. New Mexico State 34.

100m: 1. Bode Osagbore (Utah St) 10.47, 2. Paul Castle (FSU) 10.59, 3. Whaylin Bratton (FSU) 10.67. **200m:** 1. Bode Osagbore (Utah St) 20.98, 2. Dustin James (UCI) 21.04, 3. Sonny Reynolds (UCI) 21.38. **400m:** 1. Dustin James (UCI) 46.02, 2. Troy Johnson (Utah St) 46.58, 3. Dant Kusleika (FSU) 46.95. **800m:** 1. Joe Amendt (FSU) 1:51.90, 2. Scott Butterfield (Utah St) 1:52.09, 3. Keith Wynne (CSLB) 1:53.06. **1500m:** 1. Jamey Harris (FSU) 3:52.38, 2. Joe Amendt (FSU) 3:53.40, 3. Eric Roberts (Utah St) 3:53.94.

5000m: 1. Brian Hild (UCI) 15:05.36, 2. Mike Tansley (CSF) 15:07.98, 3. Bryan MacMillan (UCSB) 15:12.22. **10,000m:** 1. Jeff Cook (UCI) 31:53.02, 2. Jose Serrano (CSF) 31:57.68, 3. Brian Hild (UCI) 32:22.40. **3000m SC:** 1. Mike Tansley (CSF) 9:11.58, 2. Bryan MacMillan (UCSB) 9:18.05, 3. Mike Davidson (Utah St) 9:19.88. **110m HH:** 1. Doug Conner (CSLB) 14.23, 2. Jason Ricker (CSLB) 14.45, 3. Jabari Reynolds (FSU) 14.65. **400m IH:** 1. Tim Price (Utah St) 52.30, 2. Tim Shields (UCI) 52.44, 3. Harley North (FSU) 52.52. **400m Relay:** 1. Fresno State 40.50, 2. UC Irvine 40.83, 3. Utah State 41.06. **1600m Relay:** 1. UC Irvine 3:14.35, 2. Utah State 3:14.40, 3. Fresno State 3:15.60.

HJ: 1. Coleman Conroy (UCSB) 7-0 1/2, 2. Gio Sprattling (FSU) 7-0 1/2, 3. Brad Milby (UCI) 6-8 3/4. **PV:** 1. Jim Drath (FSU) 17-4 1/2, 2. Derek Oliver (FSU) 17-4 1/2, 3. David Cox (FSU) 16-10 1/2. **LJ:** 1. Sam Watson (FSU) 25-0, 2. Reggie Jackson (FSU) 24-11 1/4, 3. Roque Bailana (UCI) 24-5 3/4. **TJ:** 1. Reggie Jackson (FSU) 51-11 3/4, 2. Hubert McGraw (NM St) 50-2 3/4, 3. Jess Herderson (CSF) 49-2 1/2. **SP:** 1. Roshawn James (FSU) 53-10 1/2, 2. Keith Jones (FSU) 52-6 3/4, 3.

Af Haghighi (UCI) 49-11 1/4. **DT:** 1. Roman Slobodinskyj (UCI) 166-4, 2. Roshawn James (FSU) 163-8, 3. Tony Moore (CSLB) 155-8. **JT:** 1. Todd Riech (FSU) 228-8, 2. James Evans (NM St) 221-10, 3. Adam Weston (Utah St) 220-2. **HT:** 1. Tom Rowe (FSU) 180-8, 2. Roshawn James (FSU) 180-8, 3. Jeff Assay (Utah St) 179-1. **Decathlon:** 1. Matt Farmer (UCI) 7241, 2. Gregor Neumann (UCI) 7080, 3. David Osborne (NM St) 6600.

Women's Results

Team Scores: 1. Fresno State 171, 2. UNLV 127, 3. UC Irvine 124 1/3, 4. Utah State 76 1/3, 5. New Mexico State 26, 6. CSU Fullerton 23, 7. UC Santa Barbara



TODD RIECH
FSU Sports Information Photo

21, 8. CSU Long Beach 19 1/3. **100m:** 1. Zundra Feagin (UNLV) 11.61, 2. Desiree Bracey (UCI) 11.85, 3. Mariske Veltman (UCI) 11.92. **200m:** 1. Crystal Irving (UNLV) 23.40, 2. Treva Williams (UNLV) 23.68, 3. Desiree Bracey (UCI) 24.15. **400m:** 1. Crystal Irving (UNLV) 52.89, 2. Cheryl Jones (UNLV) 55.41, 3. Janisha Richardson (FSU) 56.38. **800m:** 1. Shannon Leider (FSU) 2:09.60, 2. Andrea Sansom (UCI) 2:10.44, 3. Almee Cohon (FSU) 2:11.86. **1500m:** 1. Shannon Lieder

RESULTS



DUSTIN JAMES

Photo by Bill Cockerham

(FSU) 4:27.27, 2. Aisa Nicodemus (Utah St) 4:28.10, 3. Rayna Cervantes (UCI) 4:29.20. **3000m:** 1. Kristen Peters (CSF) 9:53.65, 2. Heather Killeen (CSF) 9:56.56, 3. Dina Farage (FSU) 10:03.51. **5000m:** 1. Traci Goodrich (UCI) 17:06.61, 2. Dina Farage (FSU) 17:19.65, 3. Sita Jones (UCI) 17:21.37. **10,000m:** 1. Dina Farage (FSU) 35:41.27, 2. Traci Goodrich (UCI) 25:54.49, 3. Julie Verke (FSU) 36:53.86. **100m H:** 1. Trevaia Williams (UNLV) 13.76, 2. Monica Missick (FSU) 13.92, 3. Marieke Veltman (UCI) 14.2. **400m H:** 1. Trevaia Williams (UNLV) 59.3, 2. Jennie Meiners (Utah St) 1:03.61, 3. Tami Olson (UCSB) 1:03.82. **400m Relay:** 1. UC Irvine 46:30, 2. Fresno State 46:50, 3. Utah State 47:88. **1600m Relay:** 1. UNLV 3:42.40, 2. Fresno State 3:49.00, 3. UC Irvine 3:50.70.

HJ: 1. Trevaia Williams (UNLV) 5-10 1/2, 2. Ageta Westen (Utah St) 5-8 1/2, 3. Larissa Roostee (FSU) 5-6 1/2. **LJ:** 1. Shanta Rose (UNLV) 21-9 1/2, 2. Marieke Veltman (UCI) 21-0 1/2, 3. Trevaia Williams (UNLV) 20-0 1/4. **TJ:** 1. Billie Butler (UNLV) 43-11 1/4, 2. Tara Dydik (FSU) 41-1 3/4, 3. Tracy Dulmase (Utah St) 40-11. **SP:** 1. Amy Fox (NM St) 48-6 3/4, 2. Jennifer Viaiva (FSU) 44-7 1/2, 3. Lorraine Seiler (FSU) 44-6 3/4. **DT:** 1. Talafulu Misa (FSU) 169-10, 2. Sarah Andrews (UCI) 158-9, 3. Micheline Sheaffer (UCSB) 157-6. **JT:** 1. Lori Walker (NM St) 135-10, 2. Karen Tiner (FSU) 135-5, 3. Kristi Kaufmann (UCI) 126-2. **Heptathlon:** 1. Ageta Westen (Utah St) 5302, 2. Kristi Kaufmann (UCI) 5257, 3. Trina Clemensen (Utah St) 4619.

NAIA District 3 Championships

May 8, 9, Point Loma Nazarene College, San Diego.

Men's Results

100m: 1. Osmond Ezinwa (AP) 10.33, 2.

Davidson Ezinwa (AP) 10.37, 3. Michael Silander (PL) 10.83. **200m:** 1. Davidson Ezinwa (AP) 20.87, 2. Ronnie Skold (PL) 21.81, 3. Wallace Henry (AP) 22.00. **400m:** 1. Wallace Henry (AP) 48.33, 2. John Toro (PL) 48.73, 3. David Pope (AP) 50.36. **800m:** 1. Robert Keter (PL) 1:51.04, 2. Erik Starkey (AP) 1:55.74, 3. Doug Ravasdy (PL) 1:56.56. **1500m:** 1. Robert Keter (PL) 3:54.08, 2. Tony Bergman (AP) 3:56.07, 3. Eben Robinson (W) 3:58.16. **3000m SC:** 1. Gus Arce (PL) 9:25.30, 2. Doug Ravasdy (PL) 9:33.09, 3. Alex Bunn (W) 9:47.64.

5000m: 1. Bryan Wallbank (PL) 14:57.28, 2. Ken Hall (PL) 15:00.08, 3. Scott Lardner (PL) 15:06.13. **10,000m:** 1. Ken Hall (PL) 31:47.38, 2. Gus Arce (PL) 32:14.47, 3. Scott Lardner (PL) 32:26.12. **110m HH:** 1. Vaughan Mealy (AP) 14.92, 2. Ronnie Skold (PL) 14.96, 3. Corey Thomas (AP) 14.98. **400m IH:** 1. Kostas Koutalas (PL) 53.93, 2. David Fair (AP) 54.34, 3. Keith Burgess (B) 55.39. **4x100 Relay:** 1. Azusa Pacific 40.97, 2. Point Loma Nazarene 41.78. **4x400m:** 1. Point Loma 3:20.39, 2. Azusa Pacific 3:25.69, 3. Fresno Pacific 3:27.06.

PV: 1. Vince Beresford (AP) 16-8 3/4, 2. Vaughan Mealey (AP) 15-1, 3. Jeff Larsen (PL) 14-5 1/4. **LJ:** 1. Ronnie Skold (PL) 24-5, 2. Benjamin Koech (AP) 23-5 1/2, 3. David Pope (AP) 22-11 3/4. **JT:** 1. Clint Gertenich (AP) 197-10, 2. Stephan Kallenberg (PL) 190-2, 3. Christian Andreasson (PL) 182-1. **DT:** 1. Patrick Mair (AP) 160-3, 2. Per Karlsson (PL) 159-0, 3. S. Kallenberg (PL) 138-3. **HT:** 1. Per Karlsson (PL) 227-0, 2. Larry Johnston (AP) 175-11, 3. Patrick Mair (AP) 162-2. **HJ:** 1. Ben Beal (AP) 6-6, 2. David Fair (AP) 6-4, 3. David Pope (AP) 6-4. **SP:** 1. Jason Wyatt (AP) 54-2, 2. Per Karlsson (PO) 53-3, 3. Patrick Mair (AP) 48-7. **TJ:** 1. Christian Andreasson (PL) 50-3 1/4, 2. Ronnie Skold (PL) 49-6 1/4, 3. Ben Beal (AP) 48-1 3/4. **Decathlon:** 1. David Reidhav (PL) 6636, 2. Stephan Kallenberg (PL) 6414, 3. Jim Reid (AP) 6378.

Team Scores: 1. Point Loma Nazarene 299, 2. Azusa Pacific 159, 3. Westmont 34, 4. Biola 20, 5. Fresno Pacific 16.

Women's Results

100m: 1. Dzifa MacKwashie (PL) 12.12, 2. Tanisha Nimmer (B) 12.64, 3. Aminda Sloan (PL) 12.68. **200m:** 1. Dzifa MacKwashie (PL) 24.90, 2. Anna Mark (PL) 25.40, 3. Aminda Sloan (PL) 25.80. **400m:** 1. Aminda Sloan (PL) 58.19, 2. Nicole Devries (AP) 58.85, 3. Teresa Bush (AP) 59.73. **800m:** 1. Elizabeth Onyambu (B) 2:11.5, 2. Daniela Bazzoli (AP) 2:19.57, 3. Michelle Rivera (PL) 2:19.77. **1500m:** 1. Elizabeth Onyambu (B) 4:41.50, 2. Vanessa Couch (PL) 4:47.08, 3. Patty McNulty (W) 4:51.05.

3000m: 1. Vanessa Couch (PL) 10:10.70, 2. Michelle Lubinsky (W) 10:32.17, 3. Sally Sauer (PL) 10:57.76. **5000m:** 1. Jenee Ellis (AP) 17:25.53, 2. Vanessa Couch (PL) 17:27.45, 3. Michelle Lubinsky (W) 17:41.20. **10,000m:** 1. Jenee Ellis (AP) 38:28.80, 2. Beth Mercier (W) 39:35.29, 3. Janelle Tozer (W) 42:59.02. **100m H:** 1. Anna Mark (PL) 14.82, 2. Alicia Harasty (PL) 16.16, 3. Carmel Walden (W) 16.30. **400m H:** 1. Maddie Lisebiad (PL) 66.17, 2. Melissa Mabe (PL) 67.82, 3. Kelly Barnes (W) 71.68. **4x100m Relay:** 1. Point Loma Nazarene 48.83, 2. Biola University 50.14, 3. Azusa Pacific 50.70. **Sprint Medley Relay:** 1. Point Loma Nazarene 1:45.96,

2. Biola University 1:47.44, 3. Azusa Pacific 1:49.67. **Heptathlon:** 1. Alicia Harasty (PL) 4303, 2. Dore Dangleis (AP) 4239, 3. Katy Seagle (FP) 4033.

TJ: 1. Anna Mark (PL) 38-9, 2. Kristina Kurtz (W) 34-10 1/2, 3. Alicia Harasty (PL) 34-2. **JT:** 1. Heidee Ruiz (AP) 128-8, 2. Alicia Harasty (PL) 115-6, 3. Lenee Hill (AP) 114-7. **HJ:** 1. Brook Knight (FP) 5-5 3/4, 2. Terri Pruitt (AP) 5-5 3/4, 3. Kelly Barnes (W) 5-3 3/4. **SP:** 1. Heidee Ruiz (AP) 42-8, 2. Tracy Meadors (FP) 38-4 1/4, 3. Suzi Jost (FP) 36-9. **JT:** 1. Harasty (PL) 110-37, 2. Seagle (FP) 101-7, 3. Campbell (FP) 92-11. **DT:** 1. Tracy Me-

Haug (UCLA) 3:53.93, 3. Gastelum (UCLA) 3:54.10.

5000m: 1. Harris (UCLA) 14:21.27, 2. Polivka (UCLA) 15:22.49, 3. Dennis (USC) 17:08.36.

110m HH: 1. Flowers (UCLA) 14.42, 2. Bell (USC) 14.61, 3. Henderson (UCLA) 14.72. **(Invit):** 1. Li (China) 13.83, 2. Reading (Accusplit) 13.84, 3. K. Young (Los Angeles) 13.95.

400m IH: 1. Best (CSN) 55.78, 2. Nau (CSN) 56.43.

3000m SC: 1. DeVore (UCLA) 9:18.39, 2. Valenti (USC) 9:20.81, 3. Mata (UCLA) 9:28.17.

400m Relay: 1. UCLA (Henderson, Beck, Baker, Miller) 40.32, 2. CS Northridge 40.80, 3. USC 42.7.

1600m Relay: 1. UCLA (Stevenson, Williams, Beck, Baker) 3:06.67, 2. USC DQ.

HJ: 1. Wilson (UCLA) 6-11 3/4, 2. Joyce (USC) 6-9 3/4, 3. Sepahar (USC) 6-8.

PV: 1. Tully (Guest/Long Beach) 17-8 1/2, 2. Curran (Guest/Encino) 17-4 1/2, 3. Slocum (UCLA) 16-10 3/4, 4. Borick (UCLA) 16-10 3/4.

LJ: 1. Anderson (UCLA) 24-4 1/4, 2. Scurry (CSN) 24-3 3/4, 3. Baker (UCLA) 23-0 3/4.

SP: 1. Godina (UCLA) 61-9 3/4, 2. Bailey (UCLA) 59-5 1/2, 3. Viera (USC) 58-3 3/4.

HT: 1. McCollough (Guest/Ireland) 218-8, 2. Hodel (UCLA) 194-7, 3. Johnson (UCLA) 167-1.

JT: 1. Smith (UCLA) 237-2, 2. Bunevacz (UCLA) 235-10, 3. Noel (CSN) 224-8.

Team Scores: 1. UCLA 123, 2. USC 39.

Women's Results

100m: 1. Miller (USC) 11.38, 2. Vines (CSN) 11.81, 3. Small (CSN) 12.14.

200m: 1. Miller (USC) 22.8, 2. Jones (USC) 23.9, 3. Moses (UCLA) 25.9.

400m: 1. Jones (USC) 56.63.

800m: 1. Goodwin (USC) 2:18.09, 2. Byron (CSN) 2:21.79.

1500m: 1. Goodwin (USC) 4:45.48, 2. Sanford (CSN) 4:49.52, 3. Dancel (CSN) 4:51.92.

3000m: 1. Ishio (CSN) 10:48.91, 2. Fernandez (USC) 11:12.81, 3. Heitschmidt (CSN) 11:49.59.

100m H: 1. Lipscomb (USC) 13.62, 2. Morris (CSN) 13.63, 3. Young (CSN) 13.86.

400m H: 1. DeCoux (USC) 57.44, 2. Lipscomb (USC) 59.44, 3. Burrell (UCLA) 61.91.

400m Relay: 1. USC (Lipscomb, Gray, Jones, Miller) 45.96, 2. CS Northridge DNF, UCLA DNR.

HJ: 1. G. Johnson (Unat) 5-8 3/4, 2. Gill (CSN) 5-7, 3. Smith (USC) 5-7.

LJ: 1. Glenn (UCLA) 19-8 1/4, 2. Franke (USC) 16-2 1/2, 3. Smith (USC) 16-2.

TJ: 1. Glenn (UCLA) 41-11 1/2, 2. Moses (UCLA) 39-6, 3. Lynch (CSN) 39-5 1/4.

SP: 1. Dumble (UCLA) 56-6, 2. Whelchel (UCLA) 49-3 1/2, 3. Stricklin (CSN) 44-7 1/2.

DT: 1. Dumble (UCLA) 175-9, 2. Whelchel (UCLA) 159-1, 3. Stricklin (CSN) 151-10.

JT: 1. Franke (USC) 159-9, 2. Dunn (CSN) 153-2, 3. McVey (USC) 127-7.

Team Scores: 1. USC 80, 2. UCLA 30.



ROBERT KETER

Photo by Ken Isaak

dors (FP) 129-7, 2. Heidi Ruiz (AP) 126-11, 3. Suzi Jost (FP) 124-11. **LJ:** 1. Anna Mark (PL) 18-3 3/4, 2. Heidee Ruiz (AP) 17-7, 3. Dore Dangleis (AP) 17-7.

Team Scores: 1. Point Loma Nazarene 247, 2. Azusa Pacific 159, 3. Westmont 81, 4. Biola 60, 5. Fresno Pacific 56.

USC/UCLA

May 9, UCLA USC vs UCLA USN Non-Scoreing.

Men's Results

100m: 1. Miller (UCLA) 10.29, 2. Laynes (USC) 10.30, 3. Conway (USC) 10.49. **(Invit):** 1. Cason (Goldwin) 10.08, 2. C. Smith (Mazda) 10.36, 3. J. Williams (S&S) 10.41.

200m: 1. Miller (UCLA) 20.75w, 2. Laynes (USC) 21.0ht, 3. Bradley (USC) 22.36. **(Invit):** 1. J. Williams (S&S) 20.73, 2. C. Smith (Mazda) 20.75, 3. Bridgewater (CSLA) 20.92.

400m: 1. Watts (USC) 44.43, 2. Hannah (USC) 45.61, 3. Baker (UCLA) 46.84.

800m: 1. Jones (UCLA) 1:52.82, 2. Overstreet (USC) 1:53.79, 3. Robbins (UCLA) 1:54.9.

1500m: 1. Robbins (UCLA) 3:53.84, 2.

RESULTS

Northern California JC Championships

May 11, Modesto Junior College.

Men's Results

Team Scores: 1. Taft.
100m: 1. Bolden (San Jose) 10.22.
200m: 1. Bradley (Taft) 20.74, 2. Bolden (San Jose) 20.82. **400m:** 1. Thomas (Porterville) 48.14. **800m:** 1. Johnson (Taft) 1:50.76. **1500m:** 1. Johnson (Taft) 3:53.6. **5000m:** 1. Zoldak (West Valley) 15:15.45. **10,000m:** 1. Zoldak (West Valley) 31:45.4. **110m HH:** 1. Harrington (Porterville) 13.55w, 2. Robert Foster (Porterville) 13.65. **400m IH:** 1. Williams (Taft) 51.19. **3000m SC:** 1. Redding (Shasta) 9:24.9. **400m Relay:** 1. Taft 40.35. **1600m Relay:** 1. Taft 3:12.20.

HJ: 1. Rucks (West Valley) 7-0. **PV:** 1. Burnett (San Joaquin Delta) 16-0. **LJ:** 1. Adkins (Skyline) 24-0 1/2w. **TJ:** 1. Williams (Taft) 51-8 3/4. **SP:** 1. Thurman (Modesto) 50-4 1/4. **DT:** 1. Bagwell (Shasta) 150-4. **TJ:** 1. Pollock (Hancock) 214-2. **Decathlon:** 1. Arreola (Sequoias) 6321.

Women's Results

Team Scores: 1. (tie) Diablo Valley and Taft.
100m: 1. Joseph (Hancock) 11.50.
200m: 1. Joseph (Hancock) 23.95.
400m: 1. Brown (Taft) 57.02. **800m:** 1. Farnady (West Valley) 2:13.78. **1500m:** 1. Cleary (Foothill) 4:41.11. **3000m:** 1. Cleary (Foothill) 10:07.42. **5000m:** 1. Burriss (Diablo Valley) 17:47.7. **100m H:** 1. Armstrong (Taft) 14.44w. **400m H:** 1. Armstrong (Taft) 62.35. **400m Relay:** 1. Taft 3:47.99.

HJ: 1. Harmon (Shasta) 5-6. **LJ:** 1. Shields (Contra Costa) 19-2 1/4. **TJ:** 1. Thompson (Contra Costa) 40-2 3/4. **SP:** 1. Maldada (DeAnza) 43-2. **DT:** 1. Schlueter (Shasta) 141-0. **JT:** 1. Janssen (Diablo Valley) 155-0. **McCormick** (San Mateo) 154-10. **Heptathlon:** 1. Harmon (Shasta) 4651.

Southern California JC Championships

May 11, La Playa Stadium, Santa Barbara.

Men's Results

Team Scores: 1. Long Beach 177, 2. Riverside 137, 3. Bakersfield 60, 4. Moorpark 57, 5. Mt. SAC 53, 6. San Diego Mesa 51 1/2, 7. Compton 38, 8. Cuesta 36, 9. Glendale 31, 10. Fullerton and Pasadena City 24.

100m: 1. Carrigan (Compton) 10.24w, 2. Wilson (Long Beach) 10.43, 3. Hepburn (Mt. SAC) 10.46, 4. Reed (Valley) 10.50, 5. Goss (Southwest LA) 10.54. **200m:** 1. Carrigan (Compton) 20.81, 2. Hervey (Pasadena) 21.02, 3. Hepburn (Mt. SAC) 21.19, 4. Lawson (Riverside) 21.20, 5. Wilson (Long Beach) 21.23. **400m:** 1. McCladdie (Long Beach) 46.02, 2. Hervey (Pasadena) 46.22, 3. Steele (Riverside) 46.52, 4. Wise (MiraCosta) 46.53, 5. Issac (Trade Tech) 46.80. **800m:** 1. Homela (Riverside) 1:52.48, 2. Asgedon (Riverside) 1:52.75, 3. Yuetter (Mt. SAC) 1:53.62, 4. Carley (Long Beach) 1:54.58, 5. O'Neill (Long Beach) 1:54.65. **1500m:** 1. Asgedon (Riverside) 3:50.42, 2. Homela (Riverside) 3:50.53, 3. Moreno (El Camino) 3:52.75, 4. Wallace (Bakersfield) 3:53.40, 5. Walker (Long Beach) 3:54.90.

3000m SC: 1. Furusa (Riverside) 9:00.66, 2. O'Neil (Long Beach) 9:09.60, 3. Farrell (Long Beach) 9:16.70, 4. Nelson (Glendale) 9:17.26, 5. Perez (Glendale) 9:17.26. **5000m:** 1. Furusa (Riverside) 14:25.69, 2. Asgedon (Riverside) 14:40.84, 3. Mazano (Riverside) 14:41.24, 4. Mavhera (Riverside) 14:41.28, 5. Toledo (SD Mesa) 14:44.92. **110m HH:** 1. Campbell (Long Beach) 14.13w, 2. Franklin (Long Beach) 14.36, 3. Lacy (Trade Tech) 14.46, 4. Arnold (Long Beach) 14.56, 5. Wesley (Moorpark) 14.64. **400m IH:** 1. McCullough (Long Beach) 50.92, 2. Carter (Bakersfield) 52.00, 3. Amerasekara (Mt. SAC) 52.20, 4. Lacy (Trade Tech) 52.92, 5. Murry (Fullerton) 52.96. **400m Relay:** 1. Long Beach 40.09, 2. Riverside 40.17, 3. Compton 40.17, 4. Valley 40.68, 5. Moorpark 41.08. **1600m Relay:** 1. Long Beach 3:07.57, 2. Compton 3:09.11, 3. Moorpark 3:10.40, 4. Riverside 3:10.92, 5. Valley 3:11.08.

HJ: 1. Cody (Fullerton) 6-10, 2. Baker (Bakersfield) 6-10, 3. Chrishon (Saddleback) 6-8, 4. Presley (Santa Monica) 6-8, 5. Beck (MiraCosta) 6-8. **PV:** 1. Whitford (Cuesta) 16-0, 2. Chadwick (Cuesta) 16-0, 3. Carro (Cuesta) 15-6, 4. Wigglesworth (Saddleback) 15-6, 5. (tie) Fuik (Mt. SAC) and Hafen (Southwestern) 15-0. **LJ:** 1. Duff (Riverside) 26-1, 2. Franklin (Long Beach) 24-10, 3. Baker (Bakersfield) 24-8, 4. Fernando (Mt. SAC) 24-6, 5. Johnson (Ventura) 24-5 3/4. **TJ:** 1. Norca (Long Beach) 53-6 1/2, 2. Popheti (Long Beach) 51-7 1/2, 3. Roberson (Bakersfield) 50-4, 4. Bartley (Long Beach) 50-0 3/4, 5. Tharrington (Fullerton) 49-2 3/4. **SP:** 1. Wallin (Long Beach) 55-8 1/4, 2. Frank (Bakersfield) 51-11 3/4, 3. Zonich (MP) 51-4 1/2, 4. Hurtado (SD Mesa) 51-3 1/4, 5. Loshonkohl (SD Mesa) 49-0. **DT:** 1. Frank (Bakersfield) 171-5, 2. Zorich (Moorpark) 159-5, 3. Avila (Rancho Santiago) 155-5, 4. Loshonkohl (SD Mesa) 155-1, 5. Hurtado (SD Mesa) 152-1. **HT:** 1. Zorich (Moorpark) 182-3, 2. Loshonkohl (SD Mesa) 180-10, 3. Halston (SD Mesa) 167-9. **JT:** 1. Culwell (Riverside) 197-2, 2. Wilcox (Moorpark) 189-2, 3. Bradshaw (Cuesta) 182-2, 4. Guerra (Glendale) 180-10, 5. Mike Torres (Glendale) 176-8.

Women's Results

Team Scores: 1. Mt. SAC 123, 2. San Diego Mesa 80 1/2, 3. El Camino 71, 4. Long Beach City 68, 5. Riverside 45 1/2, 6. LA Trade Tech 34, 7. Santa Monica 26, 8. MiraCosta 23, 9. Santa Barbara City 22, 10. (tie) Fullerton, Orange Coast, Grossmont, Pasadena City, LA Valley 20.
100m: 1. McKinney (SD Mesa) 11.92, 2. Peterson (Santa Barbara) 12.03, 3. Wada (Southwestern) 12.09, 4. Chan (Mt. SAC) 12.16, 5. Woods (Long Beach) 12.28. **200m:** 1. Powell (Long Beach) 24.66, 2. McKinney (SD Mesa) 24.96, 3. Hamilton (Trade Tech) 25.19, 4. Everage (El Camino) 25.59, 5. Woods (Long Beach) 26.05. **400m:** 1. Everage (El Camino) 54.53, 2. Hamilton (Trade Tech) 54.91, 3. Powell (Long Beach) 55.87, 4. Hunter (MiraCosta) 56.66, 5. Brown (Valley) 57.55. **800m:** 1. Polk (Trade Tech) 2:12.67, 2. Acosta (El Camino) 2:14.02, 3. Gaskin (Riverside) 2:16.28, 4. Sampo (Cuesta) 2:16.97, 5. Washington (LBCC) 2:18.25. **1500m:** 1. Polk (Trade Tech) 4:36.38, 2. Castruita (Mt. SAC) 4:38.16, 3. Acosta (El Camino) 4:40.54, 4. Fuess (Moorpark) 4:42.08, 5.

Smith (Mt. SAC) 4:42.25. **3000m:** 1. Castruita (Mt. SAC) 10:03.48, 2. Sellon (Mt. SAC) 10:09.64, 3. Porter (Grossmont) 10:16.39, 4. Harvey (Antelope Valley) 10:23.12, 5. James (Southwestern) 10:25.51. **100m H:** 1. Chan (Mt. SAC) 13.52w, 2. Davenport (Santa Monica) 13.62, 3. Barnes (Riverside) 14.48, 4. Woods (Long Beach) 14.57, 5. Brown (Fullerton) 15.45. **400m H:** 1. Cox (Long Beach) 1:01.56, 2. Sutton (El Camino) 1:01.57, 3. Davenport (Santa Monica) 1:01.90, 4. Skippings (Compton) 1:03.77, 5. MacPhee (Long Beach) 1:04.86. **400m Relay:** 1. Long Beach City 47.20, 2. Valley 48.49, 3. Mira Costa 48.69, 4. Santa Barbara 48.97, 5. Pasadena 49.51. **1600m Relay:** 1. El Camino 3:50.41, 2. Long Beach 3:52.90, 3. Valley 3:57.01, 4. Riverside 3:58.55, 5. Santa Monica 4:02.73.

HJ: 1. Barnes (Riverside) 5-4, 2. Bassett (Grossmont) 5-4, 3. Mahoney (Orange Coast) 5-4, 4. Kirkland (Bakersfield) 5-0, 5. McQueen (Riverside) 4-10. **LJ:** 1. Allen (El Camino) 19-1 1/2, 2. Brown (Fullerton) 18-5 1/2, 3. Peterson (Santa Barbara) 18-4, 4. Chan (Mt. SAC) 17-11, 5. Griffin (SD Mesa) 17-10 1/4. **TJ:** 1. Allen (El Camino) 39-11, 2. Brown (Fullerton) 38-4, 3. Dimry (MiraCosta) 37-10, 4. Kirkland (Bakersfield) 37-8 1/2, 5. McQueen (Riverside) 37-2. **SP:** 1. Coons (SD Mesa) 41-8 3/4, 2. Riney (Pasadena) 40-0, 3. Goudlock (Mt. SAC) 39-0, 4. Dice (SD Mesa) 38-6, 5. Bryant (Cerritos) 37-4 1/2. **DT:** 1. Dice (SD Mesa) 142-9, 2. Coons (SD Mesa) 142-8, 3. Bihis (SD Mesa) 138-2, 4. Whitaker (Mt. SAC) 128-9, 5. Brown (MiraCosta) 126-3. **JT:** 1. Amerasekera (Mt. SAC) 175-10, 2. Coons (SD Mesa) 169-7, 3. Whitaker (Mt. SAC) 121-3, 4. Bass (Cerritos) 120-10, 5. Bleyenburg (Chalfey) 117-0.

SCIAC Championships

May 11, CalTech.

Men's Results

Team Scores: 1. Claremont-Mudd 249, 2. Pomona-Pitzer 106, 3. Redlands 92, 4. Caltech 53, 5. Occidental 41, 6. Whittier 19, 7. LaVerne 13, 8. Cal Lutheran 12.
100m: 1. Akerboom (Claremont-Mudd) 11.03. **200m:** 1. Akerboom (CM) 22.47. **400m:** 1. Stone (R) 48.57. **800m:** 1. Rhodes (CM) 1:52.70. **1600m:** 1. Aagaard (CM) 3:57.59. **5000m:** 1. Barhes (CM) 15:35.37. **110m HH:** 1. Fulton (CM) 15.35. **400m IH:** 1. Hughes (CM) 56.25. **3000m SC:** 1. Matzner (Caltech) 9:30.12. **400m Relay:** 1. Pomona-Pitzer 43.35. **1600m Relay:** 1. Claremont-Mudd 3:20.73.

HJ: 1. Jurgens (CM) 6-4. **PV:** 1. Miller (Occidental) 15-0. **LJ:** 1. Hawkins (PP) 22-4. **TJ:** 1. Hawkins (PP) 46-4. **SP:** 1. Opp (Redlands) 47-2 1/4. **DT:** 1. Opp (R) 154-3. **HT:** 1. Susank (CM) 181-7. **JT:** 1. Mehnert (CM) 171-7.

Women's Results

Team Scores: 1. Pomona-Pitzer 171, 2. Claremont-Mudd 81, 3. Cal Lutheran 69, 4. Redlands 59, 5. Whittier 45, 6. Occidental 10, 7. Caltech 7, 8. LaVerne 4.
100m: 1. Morgan (Redlands) 12.96. **200m:** 1. Whaley (PP) 26.34. **400m:** 1. Whaley (PP) 58.29. **800m:** 1. Fix (PP) 2:22.85. **1500m:** 1. Redfield (PP) 4:59.62. **3000m:** 1. Redfield (PP) 10:34.87. **100m H:** 1. Burch (PP) 15.42. **400m H:** 1. Burch

(PP) 65.18. **400m Relay:** 1. Pomona-Pitzer 50.83. **1600m Relay:** 1. Pomona-Pitzer 4:06.68.

HJ: 1. Odogwu (CM) 5-3 3/4. **LJ:** 1. Odogwu (CM) 17-2 3/4. **TJ:** 1. Odogwu (CM) 38-4 1/4. **SP:** 1. Dear (Redlands) 37-2 1/4. **DT:** 1. Heimann (R) 131-5. **JT:** 1. Butler (CM) 123-3.

JC State Championships

May 15, 16, Veterans Stadium, Long Beach.

Men's Results - Friday

1st Day Decathlon Leaders: 1. Lockwood (Mt. SAC) 3651, 2. Ingalls (Moorpark) 3494, 3. Arreola (COS) 3422, 4. Bradshaw (Cuesta) 3350, 5. Strickland (Bakersfield) 3255.

10,000m: 1. Furusa (Riverside) 29:39.37, 2. Mazano (Riverside) 29:45.45, 3. Toledo (SD Mesa) 30:19.53, 4. Aguirre (Glendale) 31:00.27, 5. Lozano (Grossmont) 31:06.27.

Women's Results - Friday

1st Day Heptathlon Leaders: 1. Barnes (Riverside) 2972, 2. Swift (CCSF) 2889, 3. Harmon (Shasta) 2786, 4. Beesley (Yuba) 2712, 5. Hanf (Diablo Valley) 2695.

5000m: 1. Castruita (McSAC) 17:17.12, 2. Sellon (Mt. SAC) 17:24.51, 3. Burriss (Diablo Valley) 17:53.09, 4. Weller (COS) 17:50.43, 5. Hanna (SD Mesa) 18:09.39.

Men's Results - Saturday

Team Scores: 1. Riverside 132, 2. Long Beach 119, 3. Bakersfield 51 1/2, 4. SD Mesa 43, 5. Taft 42, 6. Mt. SAC 35, 7. Porterville 33, 8. Compton 31, 9. Moorpark 28, 10. (tie) Glendale and San Jose 24.

100m: 1. Carrigan (Compton) 10.22, 2. Bolden (San Jose) 10.50, 3. Wilson (Long Beach) 10.54, 4. Vaughn (San Joaquin Delta) 10.56, 5. Reed (Valley) 10.63. **200m:** 1. Carrigan (Compton) 20.66, 2. Bradley (Taft) 20.96, 3. Hervey (Pasadena) 20.99, 4. Lawson (Riverside) 21.08, 5. Stokes (Porterville) 21.45. **400m:** 1. McCladdie (Long Beach) 45.81, 2. Hervey (Pasadena) 46.41, 3. Steele (Riverside) 46.80, 4. Issac (Trade Tech) 47.45, 5. Turner (Consumers River) 47.69. **800m:** 1. Homela (Riverside) 1:50.39, 2. Asgedon (Riverside) 1:50.61, 3. Johnson (Taft) 1:51.48, 4. Carley (Long Beach) 1:52.40, 5. Yuetter (Mt. SAC) 1:52.66. **1500m:** 1. Asgedon (Riverside) 3:57.23, 2. Wallace (Bakersfield) 3:57.59, 3. Homela (Riverside) 3:57.61, 4. Moreno (El Camino) 3:58.71, 5. Hernandez (SD Mesa) 3:59.66.

3000m SC: 1. Furusa (Riverside) 8:58.1, 2. O'Neill (Long Beach) 9:01.5, 3. Nelson (Glendale) 9:05.2, 4. Farrell (Long Beach) 9:11.4, 5. Raya (El Camino) 9:20.2. **5000m:** 1. Asgedon (Riverside) 14:46.75, 2. Mavhera (Riverside) 14:47.04, 3. Furusa (Riverside) 14:47.06, 4. Mazano (Riverside) 14:48.87, 5. Toledo (SD Mesa) 14:49.65. **110m HH:** 1. Harrington (Porterville) 13.4, 2. Foster (Porterville) 13.4, 3. Campbell (Long Beach) 14.1, 4. Lacy (Trade Tech) 14.1, 5. Morris (San Jose) 14.4. **400m IH:** 1. McCullough (Long Beach) 51.31, 2. Morris (San Jose) 52.07, 3. Amerasekara (Mt. SAC) 52.26, 4. Carter (Bakersfield) 52.28, 5. Murry (Fullerton) 53.06. **400m Relay:** 1. Taft 40.11, 2. Compton 40.17, 3. Long Beach 40.55, 4. Valley 40.68, 5.

RESULTS

Riverside 40.69. **1600m Relay:** 1. Long Beach 3:08.85, 2. Riverside 3:09.41, 3. Sacramento 3:11.91, 4. Moorpark 3:12.08, 5. Porterville 3:13.36.

HJ: 1. Thomas (Long Beach) 7-1 3/4, 2. (tie) Lopez (Hartnell) and Rucks (West Valley) 6-11 3/4, 4. DeBerry (Taft) 6-9 3/4, 5. Bass (Fresno) 6-9 3/4. **PV:** 1. Burnett (San Joaquin Delta) 16-0, 2. Chadwick (Cuesta) 16-0, 3. Moore (Siskiyou) 16-0, 4. Wigglesworth (Saddleback) 15-0, 5. Carro (Cuesta) 15-0. **LJ:** 1. Duff (Riverside) 25-7 1/4, 2. Fernando (Mt. SAC) 25-1 1/4, 3. Baker (Bakersfield) 24-11, 4. Johnson (Ventura) 24-9 3/4, 5. Foster (Porterville) 24-8 1/4. **TJ:** 1. Norca (Long Beach) 54-0, 2. Prophet (Long Beach) 51-7 1/4, 3. Williams (Taft) 51-1 3/4, 4. Robinson (Bakersfield) 49-3 1/2, 5. House (Fresno) 49-3 1/2. **SP:** 1. Wallin (Long Beach) 66-9 1/2, 2. Frank (Bakersfield) 55-3 1/2, 3. Thurman (Modesto) 54-7 1/2, 4. Hurtado (SD Mesa) 50-2, 5. Ventura (San Jose) 49-0. **DT:** 1. Frank (Bakersfield) 170-11, 2. Zonich (Moorpark) 158-3, 3. Akila (Rancho Santiago) 151-10, 4. Thomas (Bakersfield) 147-7, 5. Hurtado (SD Mesa) 147-0. **HT:** 1. Lo-shonkohl (SD Mesa) 180-2, 2. Zorich (Moorpark) 175-9, 3. Felice (West Valley) 172-2, 4. Koeb (Mt. SAC) 171-3, 5. Hurtado (SD Mesa) 170-10. **JT:** 1. Pollock (Hancock) 210-7, 2. Culwell (Riverside) 204-4, 3. Elzy (COS) 190-6, 4. Swider (Modesto) 187-0, 5. Guerra (Glendale) 185-10. **Decathlon:** 1. Lockwood (Mt. SAC) 6729, 2. Arreola (COS) 6480, 3. Ingalls (Moorpark) 6241, 4. Bradshaw (Cuesta) 6152, 5. Newbold (Sacramento) 5847.

Women's Results - Saturday

100m: 1. Joseph (Hancock) 11.74, 2. McKinney (SD Mesa) 12.11, 3. Peterson (Santa Barbara) 12.17, 4. Wada (Southwest LA) 12.27, 5. Young (Taft) 12.35. **400m:** 1. Everage (El Camino) 54.36, 2. Hamilton (Trade Tech) 54.96, 3. Brown (Taft) 55.32, 4. Hunter (Mira Costa) 55.72, 5. Powell (Long Beach) 56.20. **800m:** 1. Polk (Trade Tech) 2:11.51, 2. Farnady (West Valley) 2:13.24, 3. Paol-nelli (Siskiyou) 2:16.01, 4. Gaskin (Riverside) 2:16.46, 5. Acosta (El Camino) 2:17.00. **1500m:** 1. Polk (Trade Tech) 4:38.88, 2. Cleary (Foothill) 4:38.97, 3. Austin (American River) 4:40.01, 4. Acosta (El Camino) 4:42.78, 5. Smith (Mt. SAC) 4:45.17. **100m LH:** 1. Davenport (Santa Monica) 13.82, 2. Chan (Mt. SAC) 14.09, 3. Armstrong (Taft) 14.24, 4. Woods (Long Beach) 14.63, 5. DeLaGarza (Siskiyou) 14.93. **400m Relay:** 1. Long Beach 47.39, 2. Mira Costa 47.96, 3. Contra Costa 48.28, 4. Valley 48.68, 5. Diablo Valley 48.93.

HJ: 1. Barnes (Riverside) 5-7 1/4, 2. Harmon (Shasta) 5-4 1/2, 3. Mahoney (Orange Coast) 5-4 1/2, 4. Beesley (Yuba) 5-4 1/2, 5. (tie) Bassett (Grossmont) and Kirkland (Bakersfield) 5-4 1/2. **SP:** 1. Maldita (De Anza) 45-3 1/4, 2. McIntyre (Consumes River) 43-4 1/4, 3. Coons (SD Mesa) 40-11 1/4, 4. Wright (Fresno) 40-10 1/2, 5. Riney (Fasadena) 40-1 1/2. **JT:** 1. Amarasekera (Mt. SAC) 184-1, 2. McCormick (San Mateo) 152-10, 3. Coons (SD Mesa) 150-11, 4. Jansen (Diablo Valley) 143-2, 5. Whitaker (Mt. SAC) 134-0. **Heptathlon:** 1. Janssen (Diablo Valley) 4850, 2. Barnes (Riverside) 4734, 3. Swift (San Francisco) 4509, 4. Harmon (Shasta) 4480, 5. Hart (Diablo Valley) 4409.

CCAA Championships

May 15, 16, CS Los Angeles.

Men's Results - Friday

10,000m: 1. Brodie (CPSLO) 31:32.5, 2. Kenfield (CPP) 31:43.6, 3. Gwynn (UCSD) 31:47.8. **3000m SC:** 1. Rankin (CPSLO) 9:13.6, 2. Berkland (CPSLO) 9:13.7, 3. Hernandez (UCSD) 9:29.5, 4. Zoidak (CPSLO) 9:35.6. **LJ:** 1. McCoy (CSLA) 23-10 1/4, 2. Lee (Riverside) 23-8 1/4, 3. Zabel (CPP) 23-1 3/4, 4. Moore (CSLA) 22-9. **SP:** 1. Chronister (CSB) 54-2, 2. Carter (CPSLO) 52-11. **HT:** 1. Sargeant (UCSD) 192-10, 2. Clark (CSLA) 191-2, 3. Molyneux (CPP) 188-1, 4. Taylor (UCSD) 185-10, 5. Chronister (CSB) 180-4, 6. Wilson (CSB) 179-5. **JT:** 1. Chronister (CSB) 192-9, 2. Samuels (CSLA) 185-0, 3. Edwards (CPSLO) 184-8, 4. Baca (UCSD) 182-3, 5. Zandes (CSB) 181-9.

Women's Results - Friday

3000m: 1. Hand (CPSLO) 9:37.6, 2. Lacovara (CPSLO) 9:54.2, 3. Pardini (Riverside) 9:55.7, 4. McFayden (UCSD) 9:59.3. **10,000m:** 1. Niederhaus (CPSLO) 38:22.0. **LJ:** 1. Opara (CSLA) 20-8 3/4, 2. Wilcox (CSLA) 19-5. **JT:** 1. MacCotter (CSLA) 137-5, 2. Sexton (CPSLO) 122-4, 3. Larson (CPSLO) 121-11. **SP:** 1. Brown (CSB) 49-10, 2. Gall (CSLA) 45-9 3/4, 3. Larson (CPSLO) 43-7.

Men's Results - Saturday

Team Scores: 1. Cal Poly SLO 191 1/2, 2. CS Los Angeles 139 1/2, 3. CS Bakersfield 121, 4. UC San Diego 87, 5. Cal Poly Pomona 80, 6. UC Riverside 29. **100m:** 1. Bridgewater (CSLA) 10.21, 2. King (CSB) 10.41, 3. Moore (CSLA) 10.84, 4. Bellamy (CPSLO) 10.85, 5. Williams (CPP) 10.91. **200m:** 1. King (CSB) 20.81, 2. Edwards (CPP) 21.12, 3. Bellamy (CPSLO) 21.36, 4. Monroe (CSB) 21.37, 5. Hensley (CSLA) 21.59. **400m:** 1. Edwards (CPP) 46.74, 2. Monroe (CSB) 47.60, 3. Hensley (CSLA) 47.75, 4. Clark (UCSD) 48.67, 5. Katri (CPSLO) 48.93. **800m:** 1. McBride (CSB) 1:50.59, 2. Sanford (CSLA) 1:51.98, 3. Foy (UCSD) 1:53.03, 4. Thalman (CPP) 1:55.41, 5. Forehand (CPP) 1:55.41. **1500m:** 1. McBride (CSB) 3:49.96, 2. Hempel (CPSLO) 3:50.38, 3. Vloemen (UC Riverside) 3:52.09. **5000m:** 1. S. Hempel (CPSLO) 14:51.61, 2. Berkland (CPSLO) 14:53.14, 3. Brodie (CPSLO) 14:55.44, 4. Kenfield (CPP) 15:00.00, 5. Vroemen (UCR) 15:04.47. **10,000m:** 1. Brodie (CPSLO) 31:32.5, 2. Kenfield (CPP) 31:43.6, 3. Gwynn (UCSD) 31:47.8, 4. Hempel (CPSLO) 32:06.9, 5. Parrott (CPSLO) 32:37.5. **110m HH:** 1. Washington (CSLA) 14.46, 2. Edwards (CPSLO) 14.58, 3. Billing (CPSLO) 14.96, 4. Latiser (CPSLO) 15.65, 5. Manning (CPP) 15.89. **400m IH:** 1. Washington (CSLA) 53.03, 2. Laditser (CPSLO) 54.41, 3. Anderson (UCSD) 55.51, 4. Richardson (UCR) 55.57, 5. Manning (CPP) 56.02.

3000m SC: 1. Rankin (CPSLO) 9:13.6, 2. Berkland (CPSLO) 9:13.7, 3. Hernandez (UCSD) 9:29.5, 4. Zoidak (CPSLO) 9:35.6, 5. Barron (CSLA) 9:41.2. **400m Relay:** 1. CS Bakersfield 40.68, 2. CS Los Angeles 41.57, 3. UC Riverside 42.16. **1600m Relay:** 1. CS Los Angeles 3:13.8, 2. UC San Diego 3:17.7, 3. Cal Poly SLO 3:18.6, 4. Cal Poly Pomona 3:26.0, 5. UC Riverside N.T. **HJ:** 1. Loomer (CSB) 7-0 1/4, 2. Olsson-

O'Neill (CSLA) 7-0 3/4, 3. Woods (CSLA) 6-11 1/2, 4. Manville (CPSLO) 6-11 1/2, 5. Silva (CSB) 6-11 1/2. **PV:** 1. Adamick (CPSLO) 16-6 3/4, 2. Thorson (CPSLO) 16-4, 3. Castiglioni (CPSLO) 16-0 3/4, 4. Johnson (UCSD) 14-9, 5. Williams (UCSD) 14-9. **LJ:** 1. McCoy (CSLA) 23-10 1/4, 2. Lee (UCR) 23-8 1/4, 3. Zabel (CPP) 23-1 3/4, 4. Moore (CSLA) 22-9, 5. Colton (CPSLO) 22-7 1/4. **TJ:** 1. McCoy (CSLA) 49-6 1/4, 2. Thompson (CPSLO) 48-2 3/4, 3. Coleman (UCSD) 47-10. **SP:** 1. Chronister (CSB) 54-2 1/2, 2. Carter (CPSLO) 52-11, 3. Winstead (CSLA) 47-3 3/4, 4. Sargeant (UCSD) 44-6 1/2, 5. Eubanks (CSB) 38-10 1/2. **DT:** 1. Sargeant (UCSD) 173-10, 2. Chronister (CSB) 168-6, 3. Clark (CSLA) 164-6, 4. Carter (CPSLO) 156-3, 5. Richard (CPP) 146-11. **HT:** 1. Sargeant (UCSD) 192-10, 2. Clark (CSLA) 191-2, 3. Molyneux (CPP) 188-1, 4. Taylor (UCSD) 185-10, 5. Chronister (CSB) 180-4. **JT:** 1. Chronister (CSB) 192-9, 2. Samuels (CSLA) 185-0, 3. Edwards (CPSLO) 184-8, 4. Baca (UCSD) 182-3, 5. Zandes (CSB) 181-5. **Decathlon:** 1. Esparza (CPP) 6163, 2. Almon (CSB) 5753, 3. Pinon (CPP) 5418, 4. Cose (CPSLO) 5094.

Women's Results

Team Scores: 1. CS Los Angeles 202, 2. Cal Poly SLO 197, 3. UC San Diego 56, 4. CS Bakersfield 54, 5. Cal Poly Pomona 43, 6. UC Riverside 24. **100m:** 1. Opara (CSLA) 11.76, 2. Washington (UCSD) 12.17, 3. Porter (CSLA) 12.21, 4. Grant (CSLA) 12.22, 5. Howard (CSLA) 12.23. **200m:** 1. Opara (CSLA) 23.82, 2. Grant (CSLA) 23.91, 3. Porter (CSLA) 24.76, 4. Howard (CSLA) 24.96, 5. Shepard (CPSLO) 25.25. **400m:** 1. Grant (CSLA) 55.64, 2. Wilcox (CSLA) 56.01, 2. Vazquez (CSLA) 57.43, 3. Marzullo (UCSD) 58.49. **800m:** 1. Hand (CPSLO) 2:10.70, 2. Moore (CPSLO) 2:12.15, 3. Phares (CPSLO) 2:13.34, 4. MacKenzie (CPSLO) 2:13.42, 5. York (CPP) 2:20.73. **1500m:** 1. McFayden (UCSD) 4:34.89, 2. Peterson (CPSLO) 4:35.46, 3. Pardini (UCR) 4:37.29. **3000m:** 1. Hand (CPSLO) 9:37.6, 2. Lacovara (CPSLO) 9:54.2, 3. Pardini (UCR) 9:55.7, 4. McFayden (UCSD) 9:59.5, 5. Harkins (CPP) 10:23.3. **5000m:** 1. Lacovara (CPSLO) 17:23.3, 2. Ojeda (CPSLO) 17:39.4, 3. Leichter (CPSLO) 17:49.5. **10,000m:** 1. Niederhaus (CPSLO) 38:22.0, 2. Freyne (UCR) 38:54.1, 3. Reed (CPSLO) 40:18.2, 4. Alquist (CPSLO) 40:31.5, 5. Martinez (CPSLO) 40:45.4. **100m H:** 1. Guialdo (CSLA) 13.56, 2. Golden (CSB) 14.32, 4. George (CPP) 14.42. **400m H:** 1. Albanese (CPSLO) 59.41, 2. Guialdo (CSLA) 59.96, 3. Miller (CPSLO) 60.57, 4. Lunsman (CSLA) 64.57, 5. Mercer (CPSLO) 65.67. **400m Relay:** 1. CS Los Angeles 46.76, 2. CPSLO 48.27, 3. UC San Diego 48.43. **1600m Relay:** 1. Cal Poly SLO 3:45.22, 2. CS Los Angeles 3:36.5, 3. UC San Diego 4:07.17.

HJ: 1. Moulton (CSB) 5-8, 2. Dabney (CSLA) 5-7 1/2. **LJ:** 1. Opara (CSLA) 20-8 3/4, 2. Wilcox (CSLA) 19-5, 3. Tingle (CPSLO) 17-10 3/4, 4. Golden (CSB) 17-6 1/2, 5. Gritz (UCSD) 17-5 1/2. **TJ:** 1. Sprowl (UCSD) 36-6 1/2, 2. Larson (CPSLO) 35-9 1/2, 3. May (CPP) 35-3 1/4, 4. Laich (UCR) 35-4, 5. Opara (CSLA) 35-1. **SP:** 1. Brown (CSB) 49-10, 2. Gall (CSLA) 45-9 3/4, 3. Larson (CPSLO) 43-7, 4. Beauregard (CPP) 42-6 3/4, 5. Holton (CPSLO) 40-9. **DT:** 1. Peters (CPSLO)

151-4, 2. Biddinger (CSB) 150-1. **JT:** 1. MacCotter (CSLA) 137-5, 2. Sexton (CPSLO) 122-4, 3. Larson (CPSLO) 121-11, 4. Gall (CSLA) 114-6, 5. Holton (CPSLO) 113-1. **Heptathlon:** 1. Lunsman (CSLA) 4419, 2. Elierts (CPSLO) 4341, 3. Lockhart (CSB) 3719, 4. Wackenn (CSLA) 3021.

NAIA Championships

May 21, 22, Simon Fraser, Vancouver, BC.

Men's Results

Team Scores: 1. Azusa Pacific 93, 2. Central State, Ohio 76, 3. Adams St., CO. 70.

100m: 1. Davidson Ezinwa (APU) 10.05MR, 2. Howard Rhoden (CSU) 10.54, 3. Marcus Murphy (SAU) 10.56. **200m:** 1. Davidson Ezinwa (APU) 20.96, 2. Neil DeSilva (Baylor) 21.42, 3. Howard Rhoden (CSU) 21.56. **400m:** 1. Andre Brown (So.No) 46.51, 2. Garth Solomon (WB) 47.23, 3. Tard Smith (DS,SD) 47.42. **800m:** 1. Dan Caulfield (AS) 1:48.76, 2. Martin Johns (AD) 1:49.15, 3. Robert Ketter (PL) 1:49.53. **5000m:** 1. James Bungei (Lub.Ch) 14:07.11, 2. Julius Randich (LC) 14:07.26, 3. Oscar Gonzalez (WS) 14:16.58. **10,000m:** 1. Julius Randich (LC) 29:03.32, 2. Oscar Gonzalez (WSC) 29:28.62, 3. Petrus Schouw (OB) 30:09.50. **10,000 Walk:** 1. David Doherty (Wis.Parkside) 46:49.62, 2. Sean Linehan (UWP) 47:00.78, 3. Tom Krasnoff (UWP) 48:39.75.

Marathon: 1. Haffis Banire (LC) 2:28:28, 2. J. Biasillo (Life C) 2:30:54, 3. Jeff Patterson (No. Florida) 2:31:25. **100m HH:** 1. James Rolling (CS) 14.40, 2. Keith Baker (CWU) 14.50, 3. Chris Gattlin (PV A&M U) 14.51. **400m IH:** 1. Chris Grant (PV A&M TX) 52.04, 2. Jon Newby (Harding AR) 52.19, 3. Jerrod Lemmons (Tartleton St) 52.60. **4x400m Relay:** 1. C.S. OH 3:06:68, 2. PV A&M TX 3:08:38, 3. WB TX 3:10:51.

DT: 1. David Salsbery (OBU) 169-4, 2. Per Karlsson (PLN) 163-5, 3. Tony Music (WS) 160-0. **PV:** 1. Vince Beresford (AP) 17-3, 2. Curt Heywood (Linfield, OR) 17-0, 3. Rodney Britling (WB) 16-8 3/4. **HJ:** 1. Percell Gaskins (NO) 7-0 1/2, 2. Jim McHugh (Hillsdale, MI) 7-0 1/2, 3. Adrian Davis (Park, MO) 6-11 1/2. **JT:** 1. Kirt Thompson (CSU) 222-8, 2. Clinton Gev-tenrich (APU) 213-3, 3. Erin Berans (SFU) 212-0. **LJ:** 1. Benjamin Koeh (APU) 24-1 1/2, 2. Ronnie Skold (PLNC) 23-9, 3. Herb Martin (PC) 23-2 3/4. **TJ:** 1. Michael Dwyer (CSU) 53-1 1/2, 2. Benjamin Koeh (APU) 52-11 1/2, 3. Jim McCann (WOSC) 50-10 1/4. **HT:** 1. Per Karlsson (PLNC) 231-2, 2. Glenn McAtee (SFU) 192-1, 3. Aaron Linerod (PLU) 184-11.

Coch of the Year: Jim Crakes (Pt. Loma) and Josh Colbreath (Central State, OH).

Women's Results

Team Scores: 1. Central State, Ohio 140, 2. Simon Fraser, BC 125, 3. Wayland Baptist, TX 44.

100m: 1. Layphane Carnagie (CSU) 11.54, 2. Andrea Sterling (CSU) 11.73, 3. Deon Hemmings (CSU) 11.80. **200m:** 1. Carolin Sterling (CS) 23.62, 2. Terri Clayton (PV A&M TX) 23.95, 3. Layphane Carnagie (CS) 24.25. **400m:** 1. Andrea Sterling (CS) 53.37, 2. Magaly Segovia

RESULTS

(WB) 54.67, 3. Tammy Williams (Huston-Tillotson) 55.28. **800m:** 1. Elizabeth Onyambu (Biola) 2:06.17, 2. Sherdon Smith (CS) 2:06.48, 3. Deb Wolff (Adams St) 2:11.33. **3000m:** 1. Sarah Howell (Simon Fraser) 9:13.20MR, 2. Patty Lay (Pac. Luth) 9:32.12, 3. Lindsay McLaren (SFU) 9:52.25.

5000m: 1. Amy Sibilin (Adams St) 16:44.48MR, 2. Jill Beals (George Fox, OR) 16:45.75, 3. Terry Vallarreal (AS, CO) 16:57.14. **Marathon:** 1. Amber Anderson (Midland Luth) 2:49:4MR, 2. Wanda Howlett (Puget Sound) 2:59:15, 3. Theresa Padilla (Siena Hts) 3:00:16. **400m H:** 1. Deon Hemmings (CS) 56.56, 2. Michaela Colluney (SFU) 59.30, 3. Christine Gray (PV A&M TX) 1:00.38. **4x400m Relay:** 1. Central State, OH 3:38.39, 2. Arkansas-Pine Bluff 3:44.00, 3. PV A&M TX 3:44.64. **SP. Med. Relay:** 1. Central State, Ohio 1:40.35, 2. SFU 1:43.32, 3. Prairie View Texas A&M 1:43.64. **Heptathlon:** 1. Kim Vanderhoek (SFU) 5262, 2. Kendall Matheson (SFU) 5049, 3. Caryn Martin (Chadron State College) 4957.

TJ: 1. Stephanie Sherman (Cedarville) 40-0 1/2, 2. Anna Mark (PLN) 39-11 1/2, 3. Christine Gray (PV A&M TX) 39-10. **LJ:** 1. Carolin Sterling (CS) 20-7 3/4, 2. Antoinette Reed (WB) 19-3 1/2, 3. Kim Vandenhoek (SFU) 19-3 1/2. **DT:** 1. Wendy Cordeiro (PLU) 147-4, 2. Kim Hayes (Doane College) 146-9, 3. Cecilia Gunn (Emporia St) 146-1. **HJ:** 1. Michelle Holtman (Doane) 5-8 3/4, 2. Sara McGladdery (SFU) 5-8 3/4, 3. Jana Hochstetler (Doane) 5-8 3/4. **SP:** 1. Cecilia Gunn (ESU) 47-8 1/2, 2. Kim Hayes (Doane) 46-6, 3. Amy Estes (Midwestern St) 45-4 1/4.

Coach of the Year: Zenon Smiechowski (Simon Fraser).

PAC-10 Conference

May 22, 23, Eugene, OR.

Men's Results

Team Scores: 1. UCLA 123, 2. Oregon 103, 3. USC 80, 4. Washington State 79 1/2, 5. Arizona State 79, 6. Washington 54 1/2, 7. California 53, 8. Arizona 51, 9. Stanford 27.

100m: 1. Tony Miller (UCLA) 10.18, 2. Jeff Laynes (USC) 10.26, 3. Augustin Olobia (WSU) 10.34, 4. Curtis Conway (USC) 10.34, 5. Jimmy Kegler (ASU) 10.43, 6. Kelly Coleman (Wash) 10.50.

200m: 1. Tony Miller (UCLA) 20.51, 2. Jeff Laynes (USC) 20.59, 3. Curtis Conway (USC) 20.77, 4. Jimmy Kegler (ASU) 21.01, 5. Kelly Coleman (Wash) 21.33, 6. Chris Amos (Ariz) 21.39.

400m: 1. Quincy Watts (USC) 45.00, 2. Travis Hannah (USC) 46.15, 3. Derrick Baker (UCLA) 46.76, 4. Ronnie Harris (OR) 46.77, 5. Michael Williams (UCLA) 47.75, 6. William Knight (WSU) 48.20.

800m: 1. Mitch Leffler (Wash) 1:49.05, 2. Shannon Lemora (OR) 1:49.25, 3. Chris McBride (WSU) 1:50.09, 4. Dwight Wheaton (Wash) 1:50.54, 5. Jeff Bovee (Ariz) 1:51.12, 6. Jim McCreery (ASU) 1:51.17.

1500m: 1. Josephat Kapkory (WSU) 3:45.34, 2. Martin Keino (Ariz) 3:46.90, 3. Alan Foster (OR) 3:47.00, 4. Tracy Hollister (OR) 3:48.52, 5. Tye Van Scholack (OR) 3:48.61, 6. Ron Chapin (Wash) 3:48.69.

3000m SC: 1. Marc Davis (Ariz) 8:38.49, 2. Todd Lewis (ASU) 8:39.19, 3. Rick Mestler (OR) 8:42.06, 4. Tye Van Scholack (OR) 8:42.72, 5. Samuel Kibiri (WSU) 8:51.58, 6. Greg Metcalf (Wash) 8:52.50.

5000m: 1. Marc Davis (Ariz) 14:14.22, 2. Pat Haller (OR) 14:15.18, 3. Neil Panchen (Wash) 14:21.00, 4. Todd Lewis (ASU) 14:22.06, 5. Fred Carter (Stan) 14:22.15, 6. Josephat Kapkory (WSU) 14:28.69.

10,000m: 1. Josephat Kapkory (WSU) 29:22.04, 2. E.J. Guo (WSU) 29:33.39, 3. Gary Stolz (Stan) 29:36.48, 4. Creighton Harris (UCLA) 29:44.23, 5. Jimmy Rodriguez (Ariz) 29:44.77, 6. Dave Scudamore (Stan) 30:07.76.

110m HH: Mark Crear (USC) 13.55w, 2. Bob Gray (OR) 13.61w, 3. Mark MacDonald (WSU) 13.73w, 4. Ross Flowers (UCLA) 14.19w, 5. Eric Bell (USC) 14.31w, 6. Lamont Dailey (ASU) 14.33w.

400m IH: 1. Bob Gray (OR) 49.83, 2. Mark MacDonald (WSU) 50.05, 3. Marty Beck (UCLA) 50.47, 4. Grady O'Connor (OR) 51.49, 5. Martin Cannady (USC) 52.42, 6. Erik Ylltalo (OR) 53.15.

4x100m Relay: 1. USC (Crear, Conway, Hannah, Watts) 39.32, 2. WSU 40.27, 3. UCLA 40.31, 4. Wash 40.34, 5. OR 40.69, 6. ASU 40.74.

4x400m Relay: 1. USC (Hannah, Conway, Cannady, Watts) 3:04.74MR, 2. UCLA 3:05.65, 3. WSU 3:08.4h, 4. OR 3:11.44, 5. Ariz 3:14.7h, 6. Cal 3:16.8h.

HJ: 1. Gabe Beechum (ASU) 7-2 1/2, 2. Kevin Keane (Cal) 7-0 1/2, 3. Jim O'Sullivan (Cal) 7-0 1/2, 4. Travis Clark (Stan) 7-0 1/2, 5. Jason Walton (OR) 6-10 3/4, 6. Curt Wilson (WSU) 6-10 3/4.

PV: 1. Brent Burns (Cal) 18-4 1/2, 2. Nick Hysong (ASU) 17-8 1/2, 3. Garth Willard (Wash) 17-8 1/2, 4. Steve Slocum (UCLA) 17-4 1/2, 5. Christos Pallakis (WSU) 17-4 1/2, 5. Ron Johnson (Wash) 17-4 1/2.

LJ: 1. McArthur Anderson (UCLA) 24-11, 2. Brian Ellis (ASU) 24-7 3/4, 3. Danny Simpson (ASU) 24-7, 4. Rob Scott (Wash) 24-3 1/2, 5. Charles Rogers (UCLA) 24-2 1/2, 6. Muhammad Oliver (OR) 24-2 1/2.

TJ: 1. Charles Rogers (UCLA) 53-9w, 2. Joe Frank (Cal) 52-1w, 3. Brian Ellis (ASU) 51-10w, 4. McArthur Anderson (UCLA) 51-8 1/4w, 5. Todd Bleakney (OR) 51-11 1/2, 6. Devon Hossey (OR) 51-0 1/4w.

SP: 1. Shane Collins (ASU) 63-7, 2. John Godina (UCLA) 62-8, 3. Dennis Black (ASU) 59-7, 4. Joe Bailey (UCLA) 58-6 1/2, 5. Friday Enoye (WSU) 57-8 1/4, 6. Jason Baskett (WSU) 56-2 1/2.

DT: 1. Ramon Jimenez-Gaona (Cal) 210-11, 2. Adam Setliff (Wash) 195-3, 3. John Godina (UCLA) 189-11, 4. John Wirtz (Cal) 179-9, 5. Pat Stowell (Stan) 177-0, 6. Jamie Presser (UCLA) 174-4.

HT: 1. Dave Popejoy (Stan) 216-0, 2. Claudio Garcia (Ariz) 202-5, 3. Demian Luper (Cal) 197-0, 4. Greg Hodel (UCLA) 195-11, 5. Toby Norwood (Stan) 194-6, 6. Matt Shaffer (WSU) 187-7.

JT: 1. Art Skipper (OR) 235-11, 2. Erik Smith (UCLA) 233-6, 3. David Bunevacz (UCLA) 229-9, 4. Tony Parsley (Wash) 226-1, 5. Jacob Smith (Wash) 215-6, 6. Chad McKinney (WSU) 211-5.

Decathlon: 1. Pedro daSilva (OR) 8060, 2. Matt Dallow (Ariz) 7381, 3. Muhammad Oliver (OR) 7157, 4. Jim Leeper (ASU) 6322, 5. Alex Sharp (USC) 5185.

Women's Results

Team Scores: 1. Oregon 123, 2. Arizona 90, 3. USC 87, 4. Arizona State 69, 5. Washington State 58, 6. UCLA 57, 7. Stanford 48, 8. Washington 33, 9. California 22.

100m: 1. Chryste Gaines (Stan) 10.94wMR, 2. Inger Miller (USC) 11.09w, 3. LaReina Woods (OR) 11.69w, 4. Ime Akpan (ASU) 11.77w, 5. Chantal Brunner (WSU) 11.87w, 6. Joanna Cox (Ariz) 12.02w.

200m: 1. Inger Miller (USC) 22.43wMR, 2. Chryste Gaines (Stan) 22.63w, 3. LaReina Woods (OR) 23.77w, 4. Rhonda Oliver (Stan) 23.88w, 5. LaTima Jones (USC) 23.89w, 6. Chantal Brunner (WSU) 24.40w.

400m: 1. Camara Jones (OR) 52.74, 2. LaTima Jones (USC) 53.86, 3. Lisa Bedwell (OR) 55.20, 4. Joslyn Mack (Cal) 55.63, 5. Shanaqua Campbell (ASU) 55.66, 6. Koko Sandmeyer (Wash) 57.35.

800m: 1. Kim Toney (ASU) 2:05.86, 2. Erika Klein (OR) 2:08.56, 3. Ursula Fried-



MARC DAVIS

Photo by Kirby Lee

mann (Ariz) 2:09.59, 4. Laura Baker (Cal) 2:09.97, 5. Susan Helffer (Stan) 2:11.21, 6. Andrea Della Monica (UCLA) 2:12.57.

1500m: 1. Jennifer Carpenter (WSU) 4:26.42, 2. Rachel Brennan (Ariz) 4:26.68, 3. Beth Bartholomew (UCLA) 4:27.62, 4. Karen Hecox (UCLA) 4:27.89, 5. Sharette Garcia (ASU) 4:31.22, 6. Sally Maier (OR) 4:33.48.

3000m: 1. Lucy Nusrala (OR) 9:23.54, 2. Nicole Woodward (OR) 9:26.37, 3. Stacie Holink (Wash) 9:42.56, 4. Jenna Carlson (OR) 10:18.7h.

5000m: 1. Nicole Woodward (OR) 17:01.20, 2. Lucy Nusrala (OR) 17:02.17, 3. Kelly Cordsell (ASU) 17:05.30, 4. Katie Williams (Ariz) 17:12.60, 5. Stacie Holink

(Wash) 17:13.42, 6. Brenda Slewewenhoek (Ariz) 18:01.29.

10,000m: 1. Katie Williams (Ariz) 35:16.41, 2. Kelly Cordell (ASU) 35:41.02, 3. Jill Callero (OR) 37:36.37, 4. Katie Malm (Wash) 39:14.12, 5. Catherine Linnes (WSU) 39:36.69, 6. Gloria Barron (UCLA) 41:00.49.

100m H: 1. Ime Akpan (ASU) 13.03, 2. LaShawn Simmons (ASU) 12.23, 3. Tesra Boster (ASU) 13.64, 4. Claudine Robinson (Wash) 13.65, 5. Felice Lipscomb (USC) 13.66, 6. Laurie Smith (Cal) 13.91.

400m H: 1. Michelle DeCoux (USC) 57.89, 2. Christa Scruggs (Ariz) 59.21, 3. Roslyn Mack (Cal) 60.22, 4. Felice Lipscomb (USC) 61.01, 5. Karen Wiedmann (OR) 62.54, 6. Sonja Forster (Wash) 63.69.

4x100m Relay: 1. USC (DeCoux, Lipscomb, Jones, Miller) 44.39, 2. OR 44.87, 3. Stanford 45.63, 4. Arizona 46.74, 5. Washington 47.8h, 6. Cal 47.9h.

4x400m Relay: 1. Oregon (Hunt, Klein, Bedwell, Jones) 3:39.35, 2. USC 3:39.40, 3. Cal 3:42.21, 4. WSU 3:44.76, 5. Arizona 3:51.46, 6. Washington 3:58.72.

HJ: 1. Tanya Hughes (Ariz) 6-5 1/2MR, 2. J.C. Broughton (Ariz) 6-1 1/2, 3. (tie) Rebecca Butt (Ariz), Jill Montgomery (WSU) and Tanya Smith (USC) 5-8 3/4, 6. Shelly Choppa (ASU) 5-8 3/4.

TJ: 1. Roshanda Glenn (UCLA) 43-5, 2. Jackie Edwards (Stan) 43-4 1/4, 3. Sharon Li (WSU) 41-9 1/4w, 4. Kim Carlisle (OR) 41-0 1/2, 5. Kathy Mitchell (WSU) 40-4 1/4w, 6. Rebecca Butt (Ariz) 40-2 3/4.

SP: 1. Dawn Dumble (UCLA) 53-7 1/2, 2. Jennifer Whelchel (UCLA) 49-9, 3. Kristy Andrews (WSU) 48-2 1/2, 4. Stacy Ainlay (Ariz) 46-8 3/4, 5. Susanne Dandenault (Wash) 46-4 1/4, 6. Molly Duggan (OR) 46-2 3/4.

DT: 1. Dawn Dumble (UCLA) 176-0, 2. Allison Franke (USC) 160-4, 3. Stacy Ainlay (Ariz) 158-11, 4. Kristy Andrews (WSU) 155-5, 5. Candy Roberts (UCLA) 152-3, 6. Jennifer Whelchel (UCLA) 151-11.

JT: 1. Kim Hyatt (OR) 170-6, 2. Allison Franke (USC) 164-4, 3. Nicole Engstrom (Ariz) 156-11, 4. Kelsey Stellick (OR) 155-6, 5. Candy Roberts (UCLA) 154-10, 6. Carol Smith (WSU) 148-0.

Heptathlon: 1. Sonja Forster (Wash) 5266, 2. Esther Medema (WSU) 5234, 3. Rebecca Butt (Ariz) 5115, 4. Tanya Smith (USC) 4897, 5. Jamie Bowns (WSU) 4829, 6. Allison Franke (USC) 4795.

Santa Monica Distance Classic

May 22, 23, Santa Monica College.

Men's Results - Friday's Events

800m: (Heat 1): 1. Ward (Navy)

1:48.74, 2. Howard (Nike West) 1:49.03, 3. Vincent (Unat) 1:49.67, 4. Kelly (Unat)

1:50.44, 5. Choukii (Morocco) 1:50.81.

(Heat 2): 1. McBride (CS Bakersfield) 1:48.46, 2. Tamblyn (Berkeley Int'l)

1:48.74, 3. Kurgat (Kenya) 1:49.21, 4. Kastor (Track West) 1:49.32. **1500m:**

(Heat 1): 1. Smith (Nike West) 3:38.76, 2. Mathias (Canada) 3:39.61, 3. Bertioia

(Canada) 3:40.03, 4. Radie (Nike Atlantic Cst) 3:41.05, 5. McKeon (Nike Atlantic

Cst) 3:41.65, 6. Kendall (NYAC) 3:41.86, 7. Slowikowski (Reebok Illinois) 3:41.97,

8. Belcourt (Unat) 3:42.4, 9. Jackson (Re-

RESULTS

sbok Int'l) 3:44.9. (Heat 2): 1. Marsala (NYAC) 3:37.46, 2. Atkinson (Footlocker) 3:37.72, 3. Frerker (Goldwin) 3:37.85, 4. Dalley (NYAC) 3:38.37, 5. Burke (NYAC) 3:38.82, 6. Scott (Asics) 3:39.52, 7. Freer (Fresno St. TC) 3:40.08, 8. Ave (Nike North) 3:40.56, 9. Cushing-Murray (SMTC) 3:40.7. 5000m: 1. Martin (Nike) 13:39.06, 2. Porter (Mizuno) 13:43.10, 3. Ansberry (Winds Christian TC) 13:43.24, 4. Stone (Hoy's Sports) 13:45.10, 5. Westphal (Lovola-Chicago) 13:45.62, 6. Junkermann (Gardena Reebok) 13:45.74, 7. Amexous (Mexico) 13:54.86, 8. Harrison (Athletics Wichita) 13:56.79, 9. Van-nieuwenhure (Athletics Wichita) 14:06.16. 10,000m: 1. Schille (Nike Boston) 29:07.6, 2. Valesquez (Unat) 29:19.0, 3. Tawawina (Mizuno) 29:21.1, 4. Caldwell (Strapped Jock Racing) 29:22.2, 5. Nitti (SMTC) 29:46.13, 6. Reina (Run Texas) 29:49.27, 7. Donohoe (UNC Charlotte) 29:59.39.

Women's Results - Friday's Events

800m: 1. Rainey (Nike Boston) 2:01.82, 2. Brooker (AIA) 2:04.22, 3. Arreola (Nike Cst) 2:04.94, 4. Jenkins (Reebok) 2:05.11, 5. Manfradi (Sacto TC) 2:05.14, 6. Zaleski (Nike Cst) 2:06.02. 1500m: 1. Jacobs (Unat) 4:08.11, 2. Wysocki (Nike Cst) 4:11.04, 3. St. Geme (Asics) 4:11.72, 4. Marshall (Unat) 4:12.46, 5. Groenendaal (SMTC) 4:12.82, 6. P. Plumer (Nike Cst) 4:14.56, 7. Franey (Reebok Massachusetts) 4:14.78, 8. Pells (Canada) 4:14.87, 9. DiMuro (Reebok Massachusetts) 4:15.65, 10. Martell (Reebok Aggies) 4:15.9. 3000m: 1. Painter (Nike Texas) 9:00.13, 2. Ten Bessel (Unat) 9:03.82, 3. Keller (Impalia) 9:11.18, 4. Betancourt (Mexico) 9:12.44, 5. Birk (Reebok) 9:18.24, 6. Rabbitt (Nike Cst) 9:22.11, 7. Roybal (Unat) 9:27.07, 8. Kanes (Unat) 9:30.06, 10,000m: 1. Ettie (Unat) 33:25.85, 2. Han (Unat) 33:32.12, 3. Boyd (Kivis TC) 33:43.74, 4. Dunsmuir (SMTC) 33:45.72, 5. Martinez (Mexico) 34:09.15, 6. Booth (Reebok) 34:15.42, 7. Geis (Baylor) 34:17.10, 8. Stiger (Reebok Aggies) 34:23.77, 9. Reneke (Unat) 34:26.10, 10. Scott (Unat) 34:29.60.

Division Results - Men's Saturday's Events

800m: (Heat 1): 1. Kastor (Track West) 1:49.59, 2. Amend (Fresno St) 1:50.07, 3. Olson (Humboldt St) 1:50.81. 5000m: 1. Polonski (Texas) 14:19.68, 2. O'Hara (AIA) 14:21.65, 3. Kimpie (Reebok Aggies) 14:28.53.

Division Results - Women's Saturday's Events

800m: 1. Marshall (Unat) 2:02.44, 2. Wysocki (Nike Cst) 2:02.83, 3. Groenendaal (SMTC) 2:02.91, 4. Bayles (Oregon Int'l) 2:04.43. 5000m: 1. Russell (Mt. West) 15:48.55, 2. Schuermans (Mt. West) 15:49.86, 3. Ayala-Tranconco (Nike Texas) 15:57.79, 4. Roybal (Nosotras) 16:20.78, 5. Drossin (Arkansas) 16:21.57, 6. Luevano (SMTC) 16:28.08, 7. Rabbitt (Nike Cst) 16:28.84, 8. Nicholas (Unat) 16:38.31, 9. Byrne (Arkansas) 16:43.76, 10. Goodrich (UCI) 16:48.91.

NCAA Division III May 27-30. Waterville, ME.

Men's Results

Team Scores: 1. St. Thomas 32, 2. Wis-LaCrosse 30, 3. Lincoln 26, 4. Nebraska Wesleyan 21, 5. Claremont-Mudd 21, 6. (tie) UC San Diego, Wis-Whitewater and Monmouth 21.

100m: 1. Jones (Lincoln) 10.51. 200m: 1. Jones (Lincoln) 21.33. 400m: 1. Stevens (Montclair) 45.90. 800m: 1. Travis (Wis-Whitewater) 1:50.68, 5. Rhodes (Claremont-Mudd) 1:51.90. 1500m: 1. Rebencluc (Augustana) 3:47.78. 3000m: 1. Steurnagel (Wis-Oshkosh) 8:55.46. 5000m: 1. Murrell (Augustana) 14:36.78. 110m HH: 1. York (Albany, NY) 14.03. 400m IH: 1. Burton (Lincoln) 51.64. 400m Relay: 1. Lincoln 40.52. 1600m Relay: 1. Wisconsin LaCrosse 3:10.63. HJ: 1. Bruce Reynolds (Wis-LaCrosse) 6-11 1/2. PV: 1. Thomas (Muskingham) 16-7 1/2. LJ: 1. Jones (St. Thomas) 25-8. TJ: 1. Jumbé (Macalester) 51-10. DT: 1. Ahem (St. Thomas) 178-7. HT: 1. Sargeant (UC San Diego) 211-6, 2. Susank (Claremont-Mudd) 192-7, 3. Cogbill (UCSD) 189-9, 4. Taylor (UCSD) 189-5. JT: 1. Boone (Glassboro St) 219-4.

Women's Results

Team Scores: 1. Wis-Oshkosh 27, 2. Brandeis 22, 3. Lincoln 22, 4. (tie) Christopher Newport and Occidental 20.

100m: 1. Washington (UCSD) 12.01. 200m: 1. Mwanawambwa (Principia) 24.98. 400m: 1. Dent (Occidental) 54.26. 800m: 1. Dent (Occidental) 2:12.27. 1500m: 1. Horejs (Wis-Oshkosh) 4:34.04, 2. McFayden (UCSD) 4:35.09. 3000m: 1. Miller (Cortland) 9:54.90, 2. McFaydeon (UCSD) 9:59.84, 4. Kopchik (Occidental) 10:01.50. 5000m: 1. Kopchik (Occidental) 17:57.46. 100m H: 1. Green (Baldwin Wallace) 14.39. 400m H: 1. Laffler (Brookport, NY) 1:00.42. 400m Relay: 1. Christopher Newport 46.78, 4. UC San Diego 47.79. 1600m Relay: 1. Christopher Newport 3:49.53. LJ: 1. Martin (Christopher Newport) 19-7. HJ: 1. K. Oden (Neb.Wesleyan) 5-10 3/4. TJ: 1. Zhelenzova (Brandies) 40-5, Odogwoy (Claremont-Muss) 38-7 3/4. JT: 1. Knupper (Johns Hopkins) 162-2. BP: 1. Bostwick (Wis-Oshkosh) 45-8.

NCAA Division II

May 28-30. San Angelo, TX.

Men's Results

Team Scores: 1. St. Augustine's 95, 2. Abilene Christian 63, 3. CS Los Angeles 57 1/2, 4. Angelo St. 53, 5. (tie) Cal Poly SLO and CS Bakersfield 40, 19. CP Pomona, 13. UC Riverside 4.

100m: 1. Bridgewater (CSLA) 10.15, 2. Clemons (Lincoln) 10.34, 3. Jackson (St. Augustine's) 10.48, 5. Monroe (CS Bakersfield) 10.65, 8. King (CS Bakersfield) 13.28. 200m: 1. Bridgewater (CSLA) 20.15, 2. Clemons (Lincoln) 20.78, 3. Jackson (St. Augustine's) 20.98. 400m: 1. Pettigrew (St. Augustine) 45.22, 2. Edwards (CPP) 46.30, 3. Nathan (So. Dakota) 46.88, 5. Jones (San Francisco St) 46.90. 800m: 1. McBride (CS Bakersfield) 1:48.82, 2. Bahr (Mankato St) 1:49.51, 3. Engelbrecht (Abilene Ch) 1:49.96. 1500m: 1. McBride (CS Bakersfield) 3:50.55, 2. Kiesow (Augustana, S.D.) 3:50.60, 3. Olson (Humboldt St) 3:50.85, 4. Held (Sonoma St) 3:51.80, 5. Vroemen (UC Riverside) 3:52.09, 8. Hempel (CPSLO) 3:54.43. 5000m: 1. Manjarros (CW Post) 14:27.34, 2. Lowe (Shippensburg) 14:30.05, 3. Solomon (Portland St) 14:36.14. 110m HH: 1. B. Amos (Abilene Ch) 13.69, 2. Wendell Edwards (Abilene Ch) 13.78, 3. Brent (Angelo St) 13.88. 400m IH: 1. Hashan (St. Augustine) 50.52, 2. Gibson (Alabama A&M) 50.57, 3. Redding (Angelo St) 51.88, 4. Wash-

ington (CSLA) 52.29.

3000m SC: 1. Berkeland (CPSLO) 9:21.20, 2. Slavinski (Slippery Rock) 9:27.10, 3. Uquillas (Edinboro) 9:29.30, 4. Elmore (Humboldt St) 9:30.48, 6. Flankin (CPSLO) 9:31.04. 400m Relay: 1. St. Augustine's 39.64, 2. Abilene Christian 40.05, 3. J.C. Smith 40.50, 7. CS Los Angeles 41.25, CS Bakersfield DNF. 1600m Relay: 1. St. Augustine's 3:06.79, 2. CS Los Angeles 3:09.79, 3. South Dakota 3:09.39, 7. CS Bakersfield 3:12.27.

PV: 1. Adamick (CPSLO) 17-3 1/2, 2. Batts (Abilene Ch) 16-11 1/2, 3. Edgar (Angelo St) 16-7 1/2, 4. Castiglioni



KRISTINA HAND

Photo by Bill Leung, Jr.

(CPSLO) 16-7 1/2, 7. Rameson (CPSLO) 150-11 3/4, 9. Thorson (CPSLO) 15-5 3/4. TJ: 1. Higgins (St. Augustine) 51-6 1/2, 2. Coleman (St. Augustine) 50-10 3/4, 3. Rounds (So. Colorado) 50-2, 8. McCoy (CSLA) 49-3 1/2. SP: 1. Olson (Seattle Pacific) 59-2 1/4, 2. Blomquist (Angelo St) 57-9 1/2, 3. Mears (Central Missouri) 57-2 3/4, 4. Carter (CPSLO) 53-11 1/2, 12. Chronister (CS Bakersfield) 51-11 1/4. DT: 1. Pugh (Indiana) 175-3, 2. Johnson (Minnesota Duluth) 171-3, 3. Chronister (CS Bakersfield) 170-6, 7. Clark (CSLA) 166-4. JT: 1. Sagnella (So. Connecticut) 222-9, 2. Johnson (Slippery Rock) 218-8, 3. Vranich (Indiana, PA) 218-5. Decathlon: 1. Bennett (N. Colorado) 7188, 2. Edwards (CPSLO) 6935, 3. Colantuoni (Bentley) 6813, 6. Burton (CS Chico) 6741, 10. Tudsbury (CS Chico) 6220.

Women's Results

Team Scores: 1. Alabama A&M 112, 2. CS Los Angeles 63, 3. Cal Poly SLO 63, 4. (tie) Abilene Christian and Seattle Pacific 58, 8. CS Bakersfield 24, 21. UC Riverside 7, 34. CP Pomona 4.

100m: 1. Sturup (Norfolk St) 11.54, 2. Aladefa (Alabama A&M) 11.61, 3. Colvin (CS Hayward) 11.92, 4. Harris (CS Hayward) 11.92, 8. F. Howard (CSLA) 12.07.

200m: 1. Sturup (Norfolk St) 23.55, 2. Rivers (Texas A&M) 23.84, 3. Ball (Humboldt St) 24.27, 6. Grant (CSLA) 24.63. 400m: 1. Omolade Akinremi (Alabama A&M) 53.58, 2. Omolayo Akinremi (Alabama A&M) 53.58, 3. Rivers (Texas A&M) 53.71, 8. Grant (CSLA) 57.51. 800m: 1. Morgan (Alabama A&M) 2:07.19, 2. Luis (CS Stanislaus) 2:07.78, 3. Wilcox (CSLA) 2:09.77, 4. Rodda (UC Davis) 2:11.35, 6. Moore (CPSLO) 2:12.29. 1500m: 1. Hand (CPSLO) 4:23.49, 2. Jensen (Seattle Pacific) 4:27.31, 3. Walker (Humboldt St) 4:28.48, 5. Harkins (CPP) 4:36.99, 6. Pardini (UC Riverside) 4:36.99, 9. Peterson (CPSLO) 4:47.58. 3000m: 1. Hand (CPSLO) 9:29.06, 2. Jensen (Seattle Pacific) 9:43.21, 3. Meehan (Springfield) 9:52.45, 4. Lacovara (CPSLO) 10:04.04, 5. Pardini (CPSLO) 10:11.88, 6. Doering (UC Davis) 10:24.10, 9. Feller (UC Davis) 10:36.28.

100m H: 1. Colvin (CS Hayward) 13.32, 2. Aladefa (Alabama A&M) 13.53, 3. Guialdo (CSLA) 13.54, 5. Harris (CS Hayward) 13.89, 7. Golden (CS Bakersfield) 13.98. 400m H: 1. Omolade Akinremi (Alabama A&M) 57.84, 2. Guialdo (CSLA) 57.88, 3. Colvin (CS Hayward) 58.90, 5. Albanese (CPSLO) 59.21. 400m Relay: 1. Alabama A&M 45.55, 2. Norfolk St. 45.85, 3. Abilene Christian 45.97, 5. CS Los Angeles 46.32. 1600m Relay: 1. Alabama A&M 3:35.61, 2. CS Los Angeles 3:40.03, 3. North Dakota St. 3:44.88, 7. Cal Poly SLO 3:48.42.

HJ: 1. Moulton (CS Bakersfield) 5-8 1/2, 2. Swenson (Minn. Duluth) 5-7 3/4, 3. Campana (CPSLO) 5-6 1/2. TJ: 1. Greison (Seattle Pacific) 43-8, 2. Williams (Norfolk St) 41-5 3/4, 3. Harris (CS Hayward) 40-10 1/4. SP: 1. Brown (CS Bakersfield) 53-3MR, 2. Gail (CSLA) 47-8 1/2, 3. Burns (Ashland) 46-10 1/4, 5. Larson (CPSLO) 44-11 3/4. DT: 1. Andrews (So. Dakota) 163-8, 2. Samuelson (St. Cloud St) 154-1, 3. Gail (CSLA) 150-9, 5. Phillips (CSLA) 148-7, 6. Peters (CPSLO) 144-5, 8. Brown (CS Bakersfield) 142-5. JT: 1. Colman (Seattle Pacific) 165-7, 2. House (No. Colorado) 155-11, 3. MacCretton (CSLA) 151-11. Heptathlon: 1. Greison (Seattle Pacific) 5604, 2. Chikwelu (Alabama A&M) 5181, 3. Harris (So. Dakota) 5070, 5. Tingle (CPSLO) 5015.

NCAA Division I

June 3-6. Austin, Texas

MEN'S EVENTS

100: 1. Olapade Adeniken (UTEP) 10.08; 2. James Jett (W. Vir.) 10.18; 3. James Trapp (Clemson) 10.25; 4. Jeff Laynes (USC) 10.35. Did not qualify for final: Curtis Conway (USC) 10.3; Tony Miller (UCLA) 10.4.

200: 1. Adeniken (UTEP) 20.11; 2. Jett (W. Vir.) 20.33; 3. Chris Nelloms (Ohio St.) 20.49. Did not qualify for final: Laynes (USC) 20.86; Conway (USC) 21.31; Miller (UCLA) 21.69.

400: 1. Quincy Watts (USC) 44.00; 2. Deon Minor (Baylor) 44.84; 3. Derek Mills (Georgia Tech) 44.86; 4. Travis Hannah (USC) 45.37. Did not qualify for final: Dustin James (UCI) 47.00.

800: 1. Tony Parilla (Tenn.) 1:46.45; 2. Michael Raemisch (Wis.) 1:46.64; 3. Scott Peters (Fla.) 1:46.66.

1500: 1. Steve Holman (Georgetown) 3:38.39; 2. Bob Kennedy (Ind.) 3:39.10; 3.

RESULTS

Len Sitko (Ill.) 3:39.52. Did not qualify for final: Louie Quintana (Vill.) 3:44.72; Sasha Vujic (OSUN) 3:53.53.

3000 Steeplechase: 1. Marc Davis (Ariz.) 8:36.79; 2. Donovan Bergstrom (Wisc.) 8:38.21; 3. Tye Van Scholack (Ore.) 8:39.69.

5000: 1. Jon Dennis (S. Fla.) 14:02.40; 2. Joe Kapkory (WSU) 14:04.39; 3. Pat Haller (Ore.) 14:04.57.

10,000: 1. Sean Dolman (W. Kentucky) 29:49.50; 2. Frank Hanley (Ark.) 30:03.11; 3. David Welsh (Ark.) 30:03.15; 11. Dave Scudamore (Stanford) 30:53.88.

110 Hurdles: 1. Mark Crear (USC) 13.49; 2. Jerry Ronay (James Mad.) 13.69; 3. Allen Johnson (N. Carolina) 13.69.

400 Hurdles: 1. Dan Steele (E. Ill.) 49.79; 2. Marty Beck (UCLA) 49.80; 3. Octavius Terry (Ga. Tech.) 50.31

4x100 Relay: 1. LSU 38.70; Ohio St. 38.93; Oklahoma 38.94; 5. USC 39.21.

4x400 Relay: 1. Ga. Tech. 2:59.95; 2. USC 3:00.58; 3. Baylor 3:01.41; 6. UCLA 3:04.71.

High Jump: 1. Darrin Plab (S. Ill.) 7-8; 2. Kevin Crist (Fla. St.) 7-4 1/4; 3. Vinton Bennett (W. Mich.) 7-4 1/4. Unplaced: Kevin Keane (UCB) 7-0 1/2; Colman Conroy (UCSB) 6-11 1/2.

Pole Vault: 1. Istvan Bagyula (Geo. Mason) 19-0 1/4; 2. Brent Burns (UCB) 18-8 1/4; 3. Mike Holloway (Fla.) 18-4 1/2.

Long Jump: 1. Erick Walder (Ark.) 27-9 1/2; 2. Roland McGhee (Mid. Tenn. St.) 27-0; 3. Obinna Eregbu (Iowa St.) 26-10.

Triple Jump: 1. Brian Wellman (Ark.) 56-9 1/4; 2. Gary Johnson (Ark.) 56-4 3/4; 3. Tyrone Scott (Tex.) 55-10 1/2; 7. Charles Rogers (UCLA) 53-7.

Shot Put: 1. Brent Noon (Ga.) 65-6 3/4; 2. Shane Collins (Ariz. St.) 64-6 1/2; 3. Jordy Reynolds (TCU) 63-9 3/4; 7. John Godina (UCLA) 60-8.

Discus: 1. Kamy Keshmiri (UNR) 220-0; 2. Ramon Jimenez-Gaona (UCB) 206-9; 3. John Nicholas (LSU) 199-10.

Hammer: 1. Mika Laaksonen (UTEP) 233-11; 2. Kevin McMahon (Georgetown) 224-0; 3. Jan Bielecki (Ga.) 220-6; 9. Dave Popejoy (Stanford) 200-7.

Javelin: 1. Art Skipper (Ore.) 248-7; 2. David Bunevacz (UCLA) 242-11; 3. Lars Sumberg (Tenn.) 239-3; 4. Todd Riech (Fresno St.) 234-5; 8. Garrett Noel (OSUN) 219-8; 10. Eric Smith (UCLA) 216-2.

Decathlon: 1. Brian Brophy (Tenn.) 8276; 2. Arie Long (Tenn.) 8227; 3. Pedro daSilva (Ore.) 8176.

Team Scores: 1. Arkansas 60; 2. Tennessee 46; 3. USC 41; 4. Oregon 39; 5. UTEP 36-5; 6. Ohio State 28; 7. LSU 26; 8. Georgia Tech. & UCLA 23; 10. Florida & Georgia 22; 17. UC Berkeley 16; 44. Fresno State 5; 66. CS Northridge 1.

WOMEN'S EVENTS:

100: 1. Chryste Gaines (Stanford) 11.05; 2. Dahlia Duhaney (LSU) 11.29; 3. Michelle Freeman (Fla.) 11.36. Scratch from final: Inger Miller (USC) 11.37. Did not qualify for final: Charlotte Vines (CSUN) 11.68.

200: 1. Dahlia Duhaney (LSU) 22.80; 2. Kim Graham (Clemson) 23.24; 3. Crystal Irving (UNLV) 23.28. Did not compete in final: Chryste Gaines (Stanford) 23.00; Inger Miller (USC) 23.19.

400: 1. Anita Howard (Fla.) 51.01; 2. Youlanda Warren (LSU) 51.55; 3. Nelrae

Pasha (Ga. Tech.) 51.59.

800: 1. Nekita Beasley (Fla.) 2:03.04; 2. Vicky Lynch (Ala.) 2:03.40; 3. Kim Tonoy (Ariz. St.) 2:03.58; 7. Laura Baker (UCB) 2:05.57.

1500: 1. Sue Gantes (Wisc.) 4:16.38; 2. Lisa Graham (Neb.) 4:17.62; 3. Vicky Lynch (Ala.) 4:18.23.

3000: 1. Nnenna Lynch (Vill.) 9:24.59; 2. Cheri Goddard (Vill.) 9:29.50; 3. Laurie Gomez-Henes (NC St.) 9:28.93.

5000: 1. Monique Ecker (Okla.) 16:18.72; 2. Sandy Ham (Colo St.) 16:24.26; 3. Tracy Dahl (Iowa) 16:29.50; 8. Deena Drossin (Ark.) 16:49.30. Did not place: Katy McCandless (Princeton) 16:43.86 in heats.

100 Hurdles: 1. Michelle Freeman (Fla.) 12.90; 2. Dawn Bowles (LSU) 12.92; 3. Tonja Buford (Ill.) 13.07. Did not qualify for final: Darla Vaughn (San Diego St.) 13.92.

400 Hurdles: 1. Tonja Buford (Ill.) 55.12; 2. Connie Ellergo (W. Vir.) 55.87; 3. Treva Williams (UNLV) 56.12.

4x100 Relay: 1. LSU 43.03; 2. Fla. 43.12; 3. Nebraska 43.61; DNF in heats: USC.

4x400 Relay: 1. Fla. 3:27.53; 2. Nebraska 3:29.61; 3. Seton Hall 3:33.97.

High Jump: 1. Tanya Hughes (Ariz.) 6-1 1/2; 2. Julieann Broughton (Ariz.) 6-0 3/4; 3. Tisha Waller (N. Carolina) 6-0 3/4; 8. Lori Svoboda (Long Beach St.) 5-10 1/2.

Long Jump: 1. Jackie Edwards (Stanford) 21-7 1/2; 2. Dione Rose (Fla.) 21-5 1/2; 3. Diane Guthrie (Geo. Mason) 21-4 3/4; 10. Marieke Veltman (UC Irvine) 19-11 3/4.

Triple Jump: 1. Leah Kirkin (Fla.) 44-0 3/4; 2. Jackie Edwards (Stanford) 43-4 1/2; 3. Twyllana Harrison (Texas A&M) 43-2 1/4; 9. Roshanda Glenn (UCLA) 42-0 1/2.

Shot Put: 1. Katrin Koch (Ind.) 57-6 1/4; 2. Eileen Vanlal (Texas) 55-11 1/4; 3. Danyel Mitchell (LSU) 52-10 3/4; 4. Dawn Dumble (UCLA) 52-3 1/4; 9. Jenini Whelchel (UCLA) 48-8.

Discus: 1. Anna Mosdell (BYU) 179-9; 2. Alana Preston (Tenn.) 176-1; 3. Katrin Koch (Ind.) 175-2; 4. Dawn Dumble (UCLA) 171-5; 7. Allison Franke (USC) 163-7; 10. Talafulu Misa (Fresno St.) 145-9.

Javelin: 1. Valerie Tulloch (Rice) 191-2; 2. Lynda Lipson (N. Carolina) 173-0; 3. Kim Hyatt (Ore.) 170-10; 7. Allison Franke (USC) 157-7.

Heptathlon: 1. Anu Kaljurand (BYU) 6142; 2. Sharon Jaklofsky (LSU) 5988; 3. Diane Guthrie (Geo. Mason) 5967; 9. Marieke Veltman (UC Irvine) 5353.

Team Scores: 1. LSU 87; 2. Florida 81; 3. Nebraska 30; 4. Stanford 28; 5. Alabama 27; 6. Nevada Las Vegas 25; 7. BYU 23; 8. George Mason 22; 9. Tennessee, Texas, Wisconsin 21; 22. Oregon & UCLA 10; 43. USC & UC I 4.



©1983-HERB PARSONS

CALIFORNIA Track News

California's SOURCE...
Track & Field ■ Cross Country

Now in its 18th year, **California Track News** is devoted exclusively to California track, field and cross country coverage. **California Track News** is a vital and important source of information -- high school, college, open, masters.

SUBSCRIBE TODAY!

YES, I'd like to subscribe. Please start sending **CTN** to me at the address indicated below. I have enclosed my check or money order.

Name

Address

City/State/Zip

- \$20.00 (one year/11 issues)
- \$35.00 (two years/22 issues)
- \$46.00 (three years/33 issues)

Send to: **CTN**
4957 E. Heaton Ave.
Fresno, CA 93727
(209) 255-4904 Office & FAX.

NEXT ISSUE...
More results,
including
Californians at the
U.S. Olympic Trials