


JULY 1993

CALIFORNIA

Track News

CIF/Reebok
CALIFORNIA
HIGH SCHOOL
STATE MEET



Track & Field ■ Cross Country

eleventh Year

\$2.25

PAID
Carmichael CA 95608

PAID
Fresno, CA 93706
Permit No. 629

CALIFORNIA Track News

Bill Cockerham
Editor & Publisher

Judy Cockerham
Production/Advertising Manager

Elaine Fraley
Production Assistant

Keith Conning
High School Editor

Doug Speck
Southern California
High School Editor

Dennis McClanahan
California Coaches Alliance

Bob Womack
High School All-Time Lists

Bill Minarik
SoCal Diary

Jim Hunt
Technique & Training

PHOTOGRAPHERS: Keith Conning, Burt Davis, Phillip Erbody, Rich Gardner, Don Gosney, Ken Isaak, Kirby Lee, Bill Leung Jr., Mike Lambert, Dan McNamara and Doug Speck.

California Track News is published 11 times per year - one issue per month, except December which is combined with November. Each issue is mailed about the first of the month.

California Track News has an average circulation of 2,000 copies, consisting of paid subscriptions, store sales, and promotional copies.

California Track News is mailed third class bulk rate and is not forwardable. When you move, please let us know at least 4 weeks in advance.

MAILING RATES: 1 year (11 issues) - \$20.00, 2 years (22 issues) - \$35.00, 3 years (33 issues) - \$46.00. Add \$10 per year for U.S. First Class; \$12 per year for Canada and Mexico; \$22 per year for foreign airmail.

ADVERTISERS: Closing date the first of the month previous to cover date. Send for current rate card. Special discounted rates for meet / race / clinic ads.

4957 E. Heaton Avenue
Fresno, CA 93727
(209) 255-4904 Office & FAX

TABLE OF CONTENTS

JULY 1993

Schedule.....	3
SoCal Diary.....	7
Book Review.....	8
"Coaching Evelyn: Fast, Faster, Fastest Woman in the World"	
The State Meet Chronicles.....	9

CIF / Reebok California High School State Meet.....	
Prep Notes.....	
Coaches Alliance Section Director's Message.....	
CIF Section Results.....	
Track Results.....	

EDITORIAL

Wake Up!

It was like one of those dreams where you are kinda half asleep and kinda half awake. You are awake enough to know you are experiencing a dream--a dream which would otherwise be a nightmare. Since you are actually aware that it is just a dream, you don't mind riding it out and taking it in. That's how I felt, at first, at Cerritos that fateful day in June--the day the California High School State Track and Field Championship was cancelled. What I thought was just a fuzzy dream, turned out to be an honest-to-goodness real life nightmare.

THE STATE MEET WAS CANCELLED.

No dream. No joke. **NO STATE MEET.**

As our family pulled into the Cerritos College parking lot at 2:30 p.m., a full hour before the scheduled start of the field events, I could hear people shouting back and forth about the meet being cancelled. "What a joke," I commented. "They would never cancel THE STATE MEET. Besides, it's an ALL-WEATHER TRACK," I continued. Next we confronted locked gates and several hundred dumbfounded athletes, coaches and parents milling around wondering what was going on. That's when the "dream feeling" hit. The Saturday afternoon nap feeling, complete with dream action and all.

After using my press pass and still having to force my way by clue-less guards reality landed. The meet was cancelled, and, apparently, not to be re-scheduled. No single event has sparked as much heated debate in the pages of *California Track News* as the cancelling of the State Meet.

What a nightmare. What a mistake. What a mess. The meet was eventually cancelled several weeks later. You can read all about it, as well as the controversy surrounding it, in this issue. What can we learn from this otherwise near disaster? Hopefully, those responsible for future State Meets will Wake UP. Wake up and develop a contingency plan for such emergencies. Wake up, be more sensitive to athletes, coaches and fans (The way the cancellation was announced was plain rude.). Meet administration needs to wake up and consider options for this major event.

In the past the Cerritos meet management has done a commendable job of the State Championships. Credit where it is due--the Cerritos meets have been some of the best. I may just be sentimental, but it was the Cerritos track where I ran my best prep mile times for Duarte High back in the early 60's.

But, maybe the 1993 nightmare is just the beginning. It takes to wake up and consider other options again: Berkeley? Sacramento? UCLA? Berkeley? Or, how about Fresno?

ON THE COVER: 100 & 200 Winner MARION JOHNSON (Thousand Oaks) and Pole Vault Winner SCOTT SIMONSON (Thousand Oaks) -State Champions in 1993's controversial High School State Meet. Complete coverage in this issue. (Jones photo by Kirby Lee. Slower photo by Bill Cockerham.)

SCHEDULE

Please send cross country and track information to CTN, 4957 E. Heaton Ave., Fresno, CA 93727.

The schedule is subject to change. Please verify dates, locations, times, etc., prior travelling to an event. As a good idea to always include a self-addressed, stamped envelope when requesting information or entry forms.

High School

Track & Field

July 15 (Thurs.)

-Azusa. Summer Series Track & Field All-Corner Meet. Azusa Pacific University. 4:30 p.m. Open to age group, prep, collegiate, etc. Information: Irv Ray (818) 969-3434, ext 3294.

-Union City. Mission Valley Track & Field All-Corner Meets. James Logan High School. 6 p.m. All field events; limited running event schedule. **Ages 14 and under.** Contact Lee Webb (510) 471-2520 ext 4113w or (510) 505-9557h.

July 15-17

-Winnipeg, Canada. Pan American Junior Championships.

July 17 (Sat)

-Stanford. Throws Series #18. All Divisions/ Men & Women -- Junior, High School, Open, Submasters, Masters. 35# Wt., Hammer, Shot, Discus, Javelin. 9 a.m. Info: Gary Kelmenson, 5601 Empire Grade, Santa Cruz 95060 (408) 458-0202.

July 20 (Tues.)

-Union City. Mission Valley Track & Field All-Corner Meets. James Logan High School. 6 p.m. See information July 6.

July 22 (Thurs.)

-Azusa. Summer Series Track & Field All-Corner Meet. Azusa Pacific University. 4:30 p.m. Open to age group, prep, collegiate, etc. Information: Irv Ray (818) 969-3434, ext 3294.

-Union City. Mission Valley Track & Field All-Corner Meets. James Logan High School. 6

p.m. All field events; limited running event schedule. **Ages 14 and under.** Contact Lee Webb (510) 471-2520 ext 4113w or (510) 505-9557h.

July 27 (Tues.)

-Union City. Mission Valley Track & Field All-Corner Meets. James Logan High School. 6 p.m. See information July 6.

July 29 (Thurs.)

-Azusa. Summer Series Track & Field All-Corner Meet. Azusa Pacific University. 4:30 p.m. Open to age group, prep, collegiate, etc. Information: Irv Ray (818) 969-3434, ext 3294.

-Union City. Mission Valley Track & Field All-Corner Meets. James Logan High School. 6 p.m. All field events; limited running event schedule. **Ages 14 and under.** Contact Lee Webb (510) 471-2520 ext 4113w or (510) 505-9557h.

July 29-August 1

-Baton Rouge, LA. USAT&F National Outdoors (Junior Olympic T&F). Louisiana State Univ. Pat Henry, LSU Athletic Dept., Box 25095, Baton Rouge, LA 70894 (504) 388-8627.

August 3 (Tues.)

-Union City. Mission Valley Track & Field All-Corner Meets. James Logan High School. 6 p.m. All field events; limited running event schedule. High School age and older. Contact Lee Webb (510) 471-2520 ext 4113w or (510) 505-9557h.

August 5 (Thurs.)

-Union City. Mission Valley Track & Field All-Corner Meets. James Logan High School. 6 p.m. All field events; limited running event schedule. **Ages 14 and under.** Contact Lee Webb (510) 471-2520 ext 4113w or (510) 505-9557h.

August 7 (Sat)

-Stanford. Throws Series #19. All Divisions/ Men & Women -- Junior, High School, Open, Submasters, Masters. 35# Wt., Hammer, Shot, Discus, Javelin. 9 a.m. Info: Gary Kelmenson, 5601 Empire Grade, Santa Cruz 95060 (408) 458-0202.

August 10 (Tues.)

-Union City. Mission Valley Track & Field All-Corner Meets. James Logan High School. 6 p.m. See information August 3.

August 12 (Thurs.)

-Union City. Mission Valley Track & Field All-

-Corner Meets. James Logan High School. 6 p.m. **Ages 14 and under.** See information August 5.

August 13-15

-Ontario. (YOUTH EVENT) California State Games Chaffey High School Stadium. Bantam, Midget, Youth, Intermediate & Youth competitors. California State Games, PO Box 126698, San Diego 92112.

August 17 (Tues.)

-Union City. Mission Valley Track & Field All-Corner Meets. James Logan High School. 6 p.m. Championship Meet--all events. High School age and older. Contact Lee Webb (510) 471-2520 ext 4113w or (510) 505-9557h.

August 19 (Thurs.)

-Union City. Mission Valley Track & Field All-Corner Meets. James Logan High School. 6 p.m. All field events; limited running event schedule. **Ages 14 and under.** Contact Lee Webb (510) 471-2520 ext 4113w or (510) 505-9557h.

September 4 (Sat)

-Stanford. Throws Series #20. All Divisions/ Men & Women -- Junior, High School, Open, Submasters, Masters. 35# Wt., Hammer, Shot, Discus, Javelin. 9 a.m. Info: Gary Kelmenson, 5601 Empire Grade, Santa Cruz 95060 (408) 458-0202.

September 18 (Sat)

-Santa Cruz. KELfield Grand Opening Throws Meet & BBQ. All divisions. 35# wt. HT, SP, DT, JT. Contact Gary Kelmenson, 5601 Empire Grade, Santa Cruz 95060 (408) 458-0202.

Cross Country

September 4 (Sat)

-Stephenson Invitational

September 8 (Wed)

-Rockville Warm-up. Contact Mike Dailey at Fairfield HS.

September 9 (Thurs)

-Monache Lions Invitational. Monache HS.

September 10 (Fri)

-North Tahoe Invitational. Contact Warron Mills at North Tahoe HS.

-Monte Vista Invitational. Monte Vista HS.

September 11 (Sat)

-Kingsburg Invitational. Contact Reg Garza at Kingsburg HS.

SCHEDULE

Big Ditch Invitational. Contact Greg DeNike at Arroyo Grande HS.

Oakmont/Sierra Invitational. Contact Ann Simpson at Oakmont HS.

Buena Invitational.

Las Vegas Invitational. Contact Larry Burgess at Basic HS.

September 17 (Fri)

Sanger Invitational. Contact Dave Dodson at Sanger HS.

Madera Invitational. Contact Dee DeWitt at Madera HS.

September 18 (Sat):

-San Francisco. 21st Annual San Francisco/AAA X-C Invitational Meet. Speedway Meadow. Sponsored by Lowell HS. (415) 759-1730 -- message #, or Andy Leong (415) 666-1699 ext 5, or (415) 587-2472 evens.

-Martinez. 9th Annual Ed Sias X-C Invitational. Hidden Valley Park. 1 miles. Steve Neheim, College Park HS, 201 Viking Drive, Pleasant Hill 94523 (510) 682-7670.

-Wasco Invitational. Wasco HS.

-Mt. Carmel Invitational. Contact Dennis McClanahan at Mt. Carmel HS.

-Bret Harte Invitational. Contact Tony O'Gene at Bret Harte HS.

-Rosemead Invitational. Rosemead HS.

-Woodbridge Invitational. Contact George Varvas at Woodbridge HS.

September 24 (Fri)

-Mt. Whitney Invitational. Contact Doug Rudolph at Mt. Whitney HS.

-Hanford Invitational. Contact Tom Sowers at Hanford HS.

September 25 (Sat)

-Oakland. Skyline X-C Invitational. Joaquin Miller Park. 9 a.m. to noon. Jeff Dewitt, Skyline X-C, 6114 LaSalle Ave., Oakland 94611-2800 (510) 339-3623.

-Merced Invitational. Contact Greg McKinstry at Merced HS.

-South Bay Invitational. Hilltop HS.

-Bell-Jeff Invitational. Contact Jim Couch at Bell-Jeff HS.

-Bear River Invitational. Contact Nick Vogt at Bear River HS.

-Ram Invitational. Contact Ron DiMaggio at Vestmoor HS.

-San Ramon Invitational. Contact Gerry Geaghty at San Ramon HS.

-Lagoon Valley Invitational. Contact Don Clancy at Wood HS.

-Dana Hills Invitational. Contact Tim Butler at Dana Hills HS.

October 1 (Fri)

-Golden West Invitational. Contact Larry Lung at Golden West HS.

October 2 (Sat)

-Artichoke Invitational. Contact Dick Calvin at Half Moon Bay HS.

-Stanford Invitational. Stanford University.

-Nevada Union Invitational. Contact Tim Kays at Nevada Union HS.

-Folsom Invitational. Folsom HS.

-Yucaipa Invitational. Contact Jim Ciendaniel at Yucaipa HS.

October 7 (Thurs)

-Madera Elks Invitational. Contact Dee DeWitt at Madera HS.

-Escalon Invitational. Escalon HS.

October 8 (Fri)

-San Joaquin AA Invitational.

-Crystal Springs Invitational. Contact Rick Fambirni at Serra HS.

October 9 (Sat)

-Clovis Invitational. Clovis HS. (Verify date).

-Atascadero Invitational. Atascadero HS.

-Crystal Springs Invitational. Contact Rick Fambirni at Serra HS.

-Kenny Staub Invitational. Contact Keith Gililand at Crescenta Valley HS.

-Canyon Invitational. Contact Pete Brewer at Castro Valley HS.

-Riverside County Championships. Contact John Hanzlitz at Perris HS.

October 15 (Fri)

-Tulare Western Invitational. Contact William Sickels at Tulare Western HS.

-Rough Rider Invitational. Contact Bruce Wade at Roosevelt HS, Fresno.

-Mariner Invitational. Moreau HS.

October 16 (Sat)

-Cal Poly Invitational. Contact Brooks Johnson at Cal Poly San Luis Obispo.

-SoCal Invitational. El Camino.

-Rio Linda Invitational. Contact Dick Seward at Rio Linda.

October 19 (Tues)

-Madera Relays. Contact Dee DeWitt at Madera HS.

October 22 (Fri)

-Placer Invitational. Contact Ron Hyatt at Placer HS.

October 23 (Sat)

-Elks Lodge Invitational. Coalinga HS.

-Cougar Relays. Contact Bob King at Del Campo HS.

-Soquel Invitational. Soquel HS.

-Mt. SAC Invitational. Mt. SAC, Walnut.

-Lodi Lake Invitational. Contact Wom Lincoln HS and Anton at Lodi HS.

-Reedley Invitational. Contact Aggie Casas at Reedley HS (verify this date).

October 28 (Thurs)

-John Seaman Invitational. Contact Garza at Kingsburg HS.

October 29 (Fri)

-Fresno City Championships. Contact Kelley at Fresno HS.

October 30 (Sat)

-Kern Invitational. South HS, Bakersfield.

November 13 (Sat)

-CIF Prelims.

November 20 (Sat)

-CIF Finals.

November 27 (Sat)

-CIF State X-C Meet. Woodward Park. Contact Steve Kelley at Fresno HS.

December 4 (Sat)

-Foot Locker Cross Country Championships -- Western Regional Qualifier (Formerly Western Regional Championships). Woodward Park, Fresno. 5000 Meters. Contact Cockerham, 4957 E. Heaton Ave., Fresno, CA 93727 (209) 456-0535.

December 11 (Sat)

-Foot Locker Cross Country Championships. Balboa Park, San Diego.

College & Open

Track & Field

July 15 (Thurs.)

-Azusa. Summer Series Track & Field. Comers Meet. Azusa Pacific University. 7 p.m. Open to age group, prep, college. open. Information: Irv Ray (818) 969-3294.

July 14-22

-Buffalo, NY. 20th World University Games

July 17 (Sat)

-Stanford. Throws Series #18. All Div Men & Women -- Junior, High School, Submasters, Masters. 35# Wt., Hammer Shot, Discus, Javelin. 9 a.m. Info: Gammenson, 5601 Empire Grade, Santa Clara. 95060 (408) 458-0202.

July 20 (Tues.)

SUBSCRIBE TO CALIFORNIA TRACK NEWS TODAY

SCHEDULE

City. Mission Valley Track & Field All-
Meets. James Logan High School. 6
See information on July 6.

12 (Thurs)

Beach. Long Beach Summer All-
Meets. Info same as July 1.

1. Summer Series Track & Field All-
Meets. Azusa Pacific University. 4:30
Open to age group, prep, collegiate,
Information: Irv Ray (818) 969-3434,
4.

17 (Tues.)

City. Mission Valley Track & Field All-
Meets. See information July 6.

19 (Thurs.)

1. Summer Series Track & Field All-
Meets. Azusa Pacific University. 4:30
Open to age group, prep, collegiate,
Information: Irv Ray (818) 969-3434,
4.

23 (Tues.)

City. Mission Valley Track & Field All-
Meets. James Logan High School. 6
All field events; limited running event
High School age and older. Con-
Webb (510) 471-2520 ext 4113w or
05-9557h.

27 (Sat)

rd. Throws Series #19. All Divisions/
Men & Women -- Junior, High School, Open,
Submasters, Masters. 35# Wt., Hammer,
Shot, Discus, Javelin. 9 a.m. Info: Gary Kel-
menson, 5601 Empire Grade, Santa Cruz
(408) 458-0202.

28 (Tues.)

City. Mission Valley Track & Field All-
Meets. James Logan High School. 6
See information August 3.

29 (Sat)

art, Germany. IAAF World Champion-

31 (Tues.)

City. Mission Valley Track & Field All-
Meets. James Logan High School. 6
Championship Meet. All events. See in-
on August 3.

September 4 (Sat)

rd. Throws Series #20. All Divisions/
Men & Women -- Junior, High School, Open,
Submasters, Masters. 35# Wt., Hammer,
Shot, Discus, Javelin. 9 a.m. Info: Gary Kel-
menson, 5601 Empire Grade, Santa Cruz
(408) 458-0202. **September 10**
n, Great Britain. 9th IAAF/Mobil
rix Final.

-Santa Cruz. KELfield Grand Opening
Throws Meet & BBQ. All divisions. 35# wt,
HT, SP, DT, JT. Contact Gary Kelmenson,
5601 Empire Grade, Santa Cruz 95060 (408)
458-0202.

Cross Country

September 11 (Sat)

-Whittier Invitational.
-Cal State Fullerton Invitational.

September 25 (Sat)

-UC Riverside Invitational.
-Missoula MT. Mountain West Cross Country
Classic. 1st race in the 1993 USA Reebok
Grand Prix. Held on the site of the USA T&F
National Cross Country Championships (see
November 27). Prize money. Contact Anne
Timmons, Meet Director, Mountain West
Track Club (406) 721-8886.
-Fresno State Invitational. Woodward Park.
Contact Red Estes, Head Coach, Fresno
State University, Fresno 93740.

October 2 (Sat)

-Stanford Invitational.
-Biola Invitational.

October 16 (Sat)

-GSAC Championships at Newport Beach.
-San Diego. The Balboa Classic Invitational.
West side of Balboa Park. Men 8k/8 a.m.
Women 5K/8:45 a.m. Ted Van Arsdale, UC
San Diego. Cross Country, ICA 0905, 9500
Gilman Drive, La Jolla 92093-0905, FAX Attn:
Van Arsdale, Cross Country (619) 534-8172.

October 23 (Sat)

-Cal Poly Pomona Invitational.

November 6 (Sat)

-La Mirada. NAIA District III Championships.

November 20 (Sat)

-Kenosha, WI. NAIA National Champion-
ships.

November 27 (Sat)

-Missoula MT. 1993 USA Track & Field Cross
Country Championships. Contact Mountain
West Track Club, PO box 8081, Missoula, MT
59807.

Masters

Track & Field

July 15 (Thurs)

-Los Gatos. Los Gatos Summer Meets.
Thursdays at 5 p.m. Los Gatos High School.
Bruce Springbett, PO Box 1334, Los Gatos
95030 (408) 354-7333.

July 17-18 (Sat-Sun)

-Eugene, OR. Hayward Classic / USA Track
& Field Masters Northwest Regional Champi-
onships. Hayward Field, Univ. of Oregon.
30+. Timothy Shelley (503) 343-4610 or 696-
3210.

July 17 (Sat)

-Stanford. Throws Series #18. All Divisions/
Men & Women -- Junior, High School, Open,
Submasters, Masters. 35# Wt., Hammer,
Shot, Discus, Javelin. 9 a.m. Info: Gary Kel-
menson, 5601 Empire Grade, Santa Cruz
95060 (408) 458-0202.

July 22 (Thurs)

-Los Gatos. Los Gatos Summer Meets.
Thursdays at 5 p.m. Los Gatos High School.
Bruce Springbett, PO Box 1334, Los Gatos
95030 (408) 354-7333.

July 29 (Thurs)

-Los Gatos. Los Gatos Summer Meets.
Thursdays at 5 p.m. Los Gatos High School.
Bruce Springbett, PO Box 1334, Los Gatos
95030 (408) 354-7333.

July 31-August 1

-Norwalk. USATF West Regional Masters
Championships. Cerritos College. Marv
Thompson, LAPOC, 2301 Hyperion Ave, Ste.
P, Los Angeles 90027-4711 (213) 662-1062.

August 5 (Thurs)

-Los Gatos. Los Gatos Summer Meets.
Thursdays at 5 p.m. Los Gatos High School.
Bruce Springbett, PO Box 1334, Los Gatos
95030 (408) 354-7333.

August 7 (Sat)

-Stanford. Throws Series #19. All Divisions/
Men & Women -- Junior, High School, Open,
Submasters, Masters. 35# Wt., Hammer,
Shot, Discus, Javelin. 9 a.m. Info: Gary Kel-
menson, 5601 Empire Grade, Santa Cruz
95060 (408) 458-0202.

COACHES / MEET DIRECTORS

Send **CTN** information about your cross country invitational.

SCHEDULE

August 11-14 (Wed-Sat)

-Provo, UT. USAT&F National Masters Outdoor Championships, Brigham Young Univ. Ben Stowell, 1663 Moordale Lane, Salt Lake City, UT 84117. (801) 272-9316.

September 4 (Sat)

-Stanford. Throws Series #20. All Division/ Men & Women -- Junior, High School, Open, Submasters, Masters. 35# Wt., Hammer, Shot, Discus, Javelin. 9 a.m. Info: Gary Kelmenson, 5601 Empire Grade, Santa Cruz 95060 (408) 458-0202.

September 17-19

-La Jolla. California State Senior Olympics. UC San Diego. 30+. Sam Cohen, 2820 Camino del Rio S., #306, San Diego 92108 (619) 543-0046 or (800) 246-9077.

September 18 (Sat)

-Kelfield Grand Opening. Tune-up meet for World Championships. All throwing events. Gary Kelmenson, 5601 Empire Grade, Santa Cruz 95050 (408) 458-0202.

September 24 (Fri)

-Long Beach. Sri Chinmoy Masters Meet. CS Long Beach. (213) 838-4746.

September 25 (Sat)

-Woodstock, IL. USATF National Masters Weight Pentathlon Championships. Chuck Kiehm, 1218 North Route 47, Woodstock, IL 60098 (312) 551-3720.

October 2

-Santa Barbara. Club West Meet. Santa Barbara City College. (805) 682-9540.

October 6-17

-Miyazaki, Japan. WAVA World Games. 81-985-32-3376. FAX: 81-985-31-1153.

October 20-22

-St. George, UT. Huntsman Chemical's Senior Games. 50+. Ken Jolley, 431 W. Tabernacle, St. George, UT 84770 (801) 628-1442.

welcome. All track and field events including javelin, hammer, decathlon & heptathlon. For information contact Lee Webb (510) 471-2520 ext 4113 or (510) 505-9557 evenings.

August 1-6

-Arcata, CA. Humboldt Distance & Steeple Camp. David Wells, Director. Ages 12 to adult. David Wells, Humboldt State Athletics, Arcata, CA 95521 (707) 826-5955.

August 2-8 (Mon-Sun)

-Lake Tahoe, CA. Camp Fleet Feet. Fitness Sports Camp. Camp Fleet Feet, 4455 Arden Way, Sacramento, CA 95864. (916) 972-1119.

Aug. 1-6, 8-13

-Lake Tahoe, CA. 9th Annual Runner's Workshop Cross Country Running Camps. (Coed - Ages 12 & Older). For more info contact Mark & Rene Celestin, Coordinators: (310) 493-7545. Runner's Workshop Inc., P.O. Box 5028, Los Alamitos, CA 90720.

August 8-13

-Prescott, AZ. 9th Annual Runner's Workshop Cross Country Running Camps. (Coed - Ages 12 & Older). For more info contact Mark & Rene Celestin, Coordinators: (310) 493-7545. Runner's Workshop Inc., P.O. Box 5028, Los Alamitos, CA 90720.

August 8-14

-Azusa. Steve Scott & ASICS Cross Country and Track Workshop. Azusa Pacific University. Training with heart rate monitors and training methods of world's best distance runners. Trails and mountains of Southern California. Contact Irv Ray (818) 969-3434 ext 3294.

Aug. 24-29, Aug. 30-Sept. 4


-Catalina Island. 9th Annual Runner's Workshop Cross Country Running Camps. Ages 12 & Older). For more info contact Mark & Rene Celestin, Coordinators: (310) 493-7545. Runner's Workshop Inc. Box 5028, Los Alamitos, CA 90720.

August 9-13

-Grouse Ridge, CA. High Altitude Running Camp. Nick Vogt, Director. High School and up. X-C and triathlon focus. 11,770 ft. Nick Vogt, 1025 Grange Rd. Row Vista, CA 95722 (916) 878-0697.

August 14-19

-Stanford, CA. Coach Roy Benson Running Camp. Ages 10 and up. Roy Benson, 5600 Roswell Rd., Ste 355N, GA 30342.



THERE'S NO SUCH THING
AS A STROKE OF GOOD LUCK

Know the warning signs. Early
detection may save your life.



American Heart
Association

© 1992, American Heart Ass

Camps / Clinics

July 18-23

-Carpinteria, CA. Gary Tuttle's Distance Running Camp. Cate School. Minimum age is 12 years (unless accompanied by parent or coach). Contact Gary Tuttle, 1410 E. Main Street, Ventura, CA 93001 (805) 643-1104.

July 19-August 12 (M, Tu, W, Th)

Union City. James Logan Track & Field Camp. At James Logan High School. 5-6:30 p.m. Male & Female. All ages. Senior citizens



COACHES and MEET DIRECTORS...

...we want to know your schedule - please send information on your invitational or clinic.

CTN

4957 E. Heaton
Fresno, CA 93727 FAX (209) 255-4904

May 17

CIF's Southern Section held its preliminary at various divisional sites last week when they were through, the boys from high and girls from Long Beach Poly were considered as favorites for Division I titles and only State titles. Marion Jones looks like she is in the bank for three individual titles that may be enough to carry her Thousand Oaks team to a State Championship. The SoCal Community College Championships, it turned out to be a dual meet between Long Beach CC and Riverside CC in men's and women's competition. As expected, the Viking men continued their domination at this meet, as the Riverside setbacks failed to mount. For the second straight time the bell for the final lap of the steeplechase was incorrectly rung, throwing all of the runners off. As a consequence, one of Riverside distance runners took a dive into the water after the jump and had to scratch from the meet after suffering a concussion. The final result was 193-161 Long Beach. It was a difficult story in the women's division where Riverside demonstrated some good all-around ability to easily outdistance Long Beach 196-161.

The CCAA conference meet at UCSD, however, was no surprise in the men's competition where CPSLO easily outdistanced runner-up Cal State LA 208-115. However, in the women's meet, Cal State LA, for the second year, surprised the Mustangs 184-115. This was the first year in memory where CPSLO did not win a single distance event.

May 24

LA City and Southern CIF sections were another step closer to the State Meet with preliminary and divisional championships completed. The Dorsey boys appear to be carrying away the class of the city while at the same time the girls teams have a legitimate shot to win by University High's potent sprint team. At the Southern section meet, some of the high schools took home team gold. Teams from Upland, Muir, Morningside and Trabuco Dei came away winners as did teams from Long Beach Poly, Newport Harbor, Morningside and Cate.

As has been the case the last three years, Marion Jones stole the individual show with an awesome 11.32 - 22.79 - 53.5R - 22-1 3/4 quadruple. She was called for a 1' foot foul on a 22-6 long jump which would have set a national prep record.

At the State Community College Championships at Shasta College in Redding, the Long Beach CC men had too much all-around strength for Riverside which was shut out in the field events as the Vikings won going away 142-97. Riverside, however, came back to win its first-ever women's championship 107-73 over Mt. SAC and San Diego Mesa.

I didn't think the UCLA men could duplicate their feat of last year when they upset Oregon for the PAC-10 title, and I was right, they didn't duplicate it, they exceeded it by destroying the field and runner-up Arizona 170-91 with USC a close 3rd at 89 1/2.

While at least half the Bruin team had PRs, their main charge, as usual, was with Art Venegas' corps of throwers. Sophomore John Godina's winning double of 65-4 and 198-0 lead the weightmen to a 62 point total including a 1-2-3-5 finish in the shot. Another Bruin star was Derrick Baker who won both the long jump and 400, as well as running a couple of jam-up legs on both of the winning Bruin relay teams. It's still hard for me to believe that this is the same UCLA that got dusted in a dual meet with Cal earlier in the season. USC also looked like they may be working themselves back to the top. Jeff Laynes was the big gun for Troy with a 10.28 - 20.90 sprint double, as well as an awesome anchor leg on the 400 meter relay team. In addition, hammer thrower Balazs Kiss continued to be money in the bank and should continue to be right through the NCAA meet.

UCLA's women's team was just about as impressive as the men's. While taking only 4 firsts, the Lady Bruins grabbed 6 seconds and 7 thirds enroute to a 146-119 upset of Oregon. UCLA got off to a good start on the first day thanks to a 1-2-3-5 finish in the shot put. This accomplishment featured an expected 55-11 effort from star Dawn Dumble and an unexpected 54-10 PR from freshman Velyta Althouse.

At the NAIA Nationals, the Azusa-Pacific men and women accumulated some pretty

decent point totals of 62 and 40 respectively. However, those totals were only good enough for third and sixth places behind Central State of Ohio's winning totals of 99 and 132.

The ugly incident that happened at the SoCal Community College Prelims a few weeks ago has continued to stir up emotions with local coaches and caused many to reflect on the reason that the Riverside CC men's team was disqualified after apparently running away with the State Cross Country Championship. In an excellent series of articles written by L.A. Times staffer, John Ortega, Riverside Coach Ted Banks, Long Beach CC Coach Ron Alice, and LA Valley Coach Jim Harvey were quoted as saying that racism is a part of the issue. Both Banks and Alice indicate that they heard rumors of a conspiracy against Riverside weeks before the State Meet. All three coaches felt that if the Riverside athletes were white, then nothing much would have been said. However, based on my recollection of SoCal community college recruiting, that simply isn't true. Beginning with the legendary Neil Duggan, Hancock has a procession of prodigiously competent foreign white distance runners come to the school to compete until rival coaches found this so egregious that they pressured Hancock to switch from SoCal to NorCal. In all that time, I never recall any of Hancock's foreign tracksters to be black. The concern of most coaches with whom I have spoken is only whether the athlete is from the U.S. and their age.

May 31

There were no real surprises in the LA City CIF section championships as the boys from Dorsey just had too many points in too many events for runner-up and defending champion Birmingham, winning going away 81-55. On the distaff side, the girls from University High swept both relays and went 1-2 in the 400 which provided all the points they needed in a 50-36 victory over runner-up Gardena.

At the Southern Section CIF State qualifying meet, boys teams from Muir and Morningside and girls teams from Long Beach Poly and Thousand Oaks (in the person of Marion Jones) appear to have the point potential to

continued next page.

win State. Marion swept the 100, 200 and long jump at 11.31 - 23.00 - 20'7" and ran a blistering 52.8 relay leg in an unsuccessful effort to qualify her team's 1600 meter relay team.

At the NCAA Division II Nationals, the Cal State LA women had the best local showing with 56 points, good for third place. The CPSLO men and women 41 and 34 point totals were good for sixth and seventh respectively. At the Division III Nationals, the best local finish belonged to the Claremont-Mudd men with 26 points, good for seventh place.

June 7

What everybody thought would be the Marion Jones Show appeared to be turning into the Calvin Harrison Show on the first-day qualifying at the State High School Championships. However, in the end, it turned into no show at all, as the meet directors cancelled the finals on Saturday due to a freak rain-storm. Harrison had awesome 400 and 200 qualifying times of 45.83 and 20.86, as well as a couple of great relay legs which appeared to put his North Salinas High team in contention for a State Title.

I have a real problem with a cancellation as opposed to a postponement of a meet such as this. I could see not having the meet that day, as the rain was as hard as I have ever seen it in the morning and, as of the time of the cancellation--1:30 p.m., the forecast was for an 80% chance of rain the rest of the day. However, to invoke a rule which states there is no competition allowed on Sunday and then to conclude that "logistics" preclude any rescheduling, is to discount the impact that this meet has on individual careers. The mere fact that the athletes got this far means that they stand a good chance of getting a four-year college scholarship. Whether or not that scholarship is to the school of their choice or full or partial in amount depends in large part how they do at the State Meet as seniors.

Even if the athletes would have to incur the additional expense of staying over until Monday to compete, on balance, it's better than cancelling a once-in-a-lifetime opportunity.

At the NCAA Division I Meet, UCLA didn't have enough qualifiers to pose a serious threat. However, those that did qualify, in most instances, were able to score. Leading the Bruin charge, as has been the case in recent years, was Coach Art Venegas' corps of throwers with 7 different athletes gathering points. John Godina's 193-5 - 85-8 double, good for a 6th and 2nd, and Dawn Dumble's

BOOK REVIEW

By Barbara T. Erskine

Coaching Evelyn: Fast, Faster, Fastest Woman in the World
Harper Collins, 1991, \$15.95

"How a Star is Born" would be a good subtitle for Pat Connolly's book, *Coaching Evelyn: Fast, Faster, Fastest Woman in the World*. Coach Connolly recognized the talent in Evelyn Ashford when she first saw her run at UCLA in 1976. From then until 1984, the two shared a unique trust in each other's abilities. During that time, Ashford became an Olympic gold medalist, set many world records and turned running into a profession through which she could support herself.

The book chronicles a turbulent, emotional friendship between the two women. Connolly knew she "had three relationships with Evelyn: coach to athlete, manager to athlete, and friend to friend." As author, she spins a complex web of many patterns centering around the creation of a champion. The challenges involved money, drugs, training, and personality as she weaves an intriguing story of sacrifice and reward.

Evelyn is the main character, but Pat the best supporting actress. Evelyn, tested continually by her coach, family, injuries, affirms again and again how much she wants to be the world's best. She has a miscarriage of her first pregnancy just hours before she sets a world record in the 60-yard dash. With a muscle tear which gets larger in every race, she runs in heat and a World Championships 100 meter. She possesses a superb ability to focus and concentrate. Family concerns caused many heartaches but, at race time, Evelyn learned to react as a true professional and leave her family problems in the stands. As Pat points out "in track, the bang of the gun waits for no one."

One of the several underlying themes is the development of Connolly as a coach and justification of her ideas. Although Title IX was law when she was at UCLA, it didn't protect her there. Most of her years as Evelyn's coach were "free lance," earning 10% of Evelyn's fees. As Evelyn grew in ability and maturity, she needed Pat less and less. So when she did coach in the later years, Pat needed tangible results to prove her worth as much as Evelyn did. She had her family problems also, because of traveling so much with children at home. She drew strength from her belief that she was right and always Evelyn's benefactor. "I didn't know it at the time, but under my management, Evelyn actually was one of the highest-paid women on the circuit...[Other coaches] saw her as a gold mine--for themselves not the Olympic gold that I was striving for Evelyn to get."

Money was always an issue. Both were extremely underpaid, as athlete or coach, for most of their years together. Evelyn may have resented Pat's 10% fee. When a sponsor helped her with expenses, providing a new car, she asks Pat, "Do you want 10 percent of my car too?" Pat, the author, makes a strong case that the coach definitely earned what her money came from Evelyn's fees.

Other undercurrents in the friendship were race and drugs. White coach/black athlete faces a few times, a tension they worked to overcome. Many times Pat makes specific references to occasions when Evelyn could have used drugs and didn't. She doesn't want any of their accomplishments at all tainted by a hint of drug use.

Although the book is graded "Junior High and above," it is interesting for adults and all male athletes. You'll finish the tale inspired by Ashford, supportive of Connolly and proud of what two women achieved together.

For a free catalog or information contact Barbara T. Erskine, BOOKS FOR RUNNERS, 386 Portlock Road, Honolulu, HI 96825.

183-2 - 56-4 efforts, which earned a 2nd and a 1st, made them the week's top point getters. However, the single best individual performance had to belong to javelin thrower Eric Smith who destroyed his PR and the rest of the field with a 259-10 effort.

USC was also well-represented in the

weights as freshman Balazs Kiss too gold in the hammer with a fling of 246 the final team totals, the Lady Bruins 38 was good for 3rd and, with a couple breaks could have been second behind LSU's runaway total of 93.

Collection of Reaction, Response and Opinion to the Cancellation of the CIF/Reebok High School Championships -- June 5, 1993

THE BAD NEWS

Press Release distributed to the media at the track Saturday, June 5, 1993:

Members of the track management met this afternoon at Cerritos College and examined the facilities in great detail for the purpose of deciding whether the 1993 State Track Meet should proceed.

As a result of the unanimous recommendation of the Commissioner of Athletics that substantial adverse conditions existed which could place in jeopardy the health and safety of the competing student athletes.

The Commissioner reviewed the recommendation and with his authority under the CIF Constitution and Bylaws, has ordered the cancellation of the meet. It will not be rescheduled.

Decisions regarding placement, records, and awards for the meet will be made in consultation with the Track Committee next week.

REACTION TO THE BAD NEWS

Comments From Reebok

In no way, shape or form, support the decision to cancel the State Track and Field Championships."

--Peanut Hams

Letter to Los Angeles Times Sports Editor: (June 7, 1993)

One of the poorest decisions ever made in the administration history was to cancel the State Track and Field Meet last Saturday (June 5). The meet was scheduled for starts at 3, running events at 4, and to end about 6:35. The decision to cancel was made at 1:30, 1 1/2 hours before anything was to start, on the basis of a modest amount of rain (0.86 inches).

A sensible decision would have been to

wait until 3 o'clock, see what the weather was like then, at that time delay the meet 2 or 3 hours if necessary, and at 5 or 6 p.m. postpone until Sunday, if necessary. Needless to say, the rain stopped about 2:15, and not a drop fell between 3 and 6:35 with the sun out about half the time. The Cerritos track was 100% dry by 4 from evaporation, without any human help.

I travelled from Eugene, Oregon, to see the meet, but the competitors were deprived far more than fans like me. I wandered around outside the stadium listening to comments from all the athletes and coaches milling about, and I heard no one who agreed with the decision. I even saw one of the male 1600 qualifiers crying! The poor decision could even cause some athletes to lose out on college scholarships.

A precedent existed for this kind of situation. The 1953 meet was scheduled for Friday, May 29 in Fresno's Ratcliffe Stadium. Quoting from Highlights of the State Track Meet,

"Although the track was a sea of mud at 8 a.m. Friday from Thursday's rain, it was somehow put in shape for afternoon heats and evening finals. The Meet Director had postponed the Meet until Saturday, but he was overruled by the CIF."

Donn B. Kirk

Author of the State Meet History

Letter to the State CIF Commissioner:

I am writing to protest the cancellation of the CIF State Track and Field Championships.

I am a member of the North Coast Section Meet of Champions Track Management Committee. I coached track and cross country at Berkeley High School for nine years. I have coached several athletes that have competed in the State Championships. I have been the high school editor of the *Nor/Cal Running Review* and *California Track News* for 20 years. I was a teacher in the Berkeley Unified School District for 25 years.

I had a press credential for the State Championship and I attended your meeting with the press on the track on Saturday afternoon. I walked around the track to observe the conditions for myself. The track was wet, but it certainly was runnable. In Northern California we have track meets in the rain. For example the Stanford Invitational was conducted in the rain this year.

I think the State Championship should be moved to another site that can be used in the rain. Although rain is unusual in Norwalk during June, we have experienced an extraordinary spring. Your committee should have anticipated the possibility of rain. In fact, rain was predicted for the period of the State Championship.

I have discussed your decision with many coaches, athletes, fans, and members of the press. Most people think that you made your decision prematurely. The running events could have been run at 4 p.m. on schedule.

The committee that made this decision was constituted of people from Southern California only. This is a State Championship. You should have consulted people from throughout the state. Why didn't you consult all of the members of the Track and Field Advisory Committee?

--Keith Conning

An Emotional View of the Impact of the Decision (June 8, 1993):

The Goddess

This was going to be one of the greatest weekends of her young life. The Goddess was a vision of loveliness, beautiful in flight, the soft smile, golden hair. She possessed a tenacity of excellence based on the work of the sculpture--self-sculpted with the chisel of long runs, the hammer of pumping iron, the knife of cut--a beautiful sculpture of athleticism and grace, such as I've not seen in 15 years of athletics.

I marvelled at her inner drive and her tenacity. Begotten by an excellent form of dignity. Robbed of her dignity and her chance to run

continued next page...

The State Meet Chronicles

at the State Meet by the idiocies of a chosen selfish few. We left the stadium for a run. With strained guts and sadness, we set out on an 8-miler in L.A. It was 4:15 p.m. Besieged by disbelief and discontent, we hammered for an hour. The goddess was in true form, a form of anxiety and purpose in her stride. If nothing else became of the day, we got in a hard 8-mile run. Ironically, the sun was bright as she said, "I would be running in six minutes." (The CIF 3200 meter championship was to have been run at 5:56 p.m.). She was so ready for that race!! How do you explain to them?

Where does the 365 days of work, turmoil, hope and sacrifice go? All we wanted was 1:00 damn minutes! Tears flow as I write this. I am raged and angered. She'd gone from a simple 9th grade runner to a State medal contender. One week earlier she'd gone into the Meet of Champions ranked 9th--top 4 finishers make the State Meet. She got the silver (2nd place) in a personal record by 25 seconds in 11:06.4. She went into the CIF State Meet ranked 11th. She would have finished in the top 6 at State--a medal winner, her second in a year. (She received a medal by finishing 9th at the CIF Cross Country Championship in November.) At the State track meet, her purpose was clear, her goal sound--break 11:00 for 3200 meters, break Sarah Riley's school record of 10:57 and stand on the victory platform in front of the State. Who could have been the orchestrator of this rape? These kids (over 800 athletes) were emotionally raped! Someone needs to be held accountable.

Tell this marvelous athlete, the goddess of loveliness, youth and grace that her work just wasn't good enough.

The following day at a subdued visit to Disneyland, I discovered this magnificent person had trained three times a day last summer--so I could be good." Three miles in the morning, 1 1/2 to 2 hours of weights in the afternoon and 3-4 miles (or bike ride) in the evening! Wasn't that enough to let her run at State? Where is the logic in this? Where is the justice? The moment's been lost; the magic forsaken by something unbelievable--unexcusable. Her mood was one of understandable confusion and disappointment. There were several tears shed by over 800 athletes. Many coaches walking away from the stadium with a consoling hand on the shoulder of a robbed warrior who did not get to the State Meet simply by chance!

Her teammates often said, "I love to watch her run."

There will be more races for the goddess. She runs for Oregon in September. Her golden hair will fly again. The determined face, the racing face will become a mask again covering the emotional limits of breathlessness, fatigue, exhaustion and excellence. The powerful finishes, her flying down the straight will resume, the spent staggering sculpture associated with exhaustive effort, near collapse at the finish will come back someday--but the "What if's" are too large to sustain from this weekend at State. We will never know the reward. The price was certainly paid!! The work was done! The training plan evolved, was studied and was ready to be initiated against 26 of the State's best runners. All we wanted was the chance to run. Isn't the essence of excellence the evaluation of self--the competition against self? My tears flow. The price was paid--the privilege unrewarded.

That night, we drove to Westwood and ate \$10 worth of Hagen Daas ice cream. We sat at the top of UCLA's Ducky Drake track stadium, hoping to revive a spark of purpose in this travesty. Would the future hold such moments of expectation again? The goddess is strong enough to rebound, although her vision of an excellent sport had been strained. We drove to Santa Monica Beach. Moonbeams danced on the water. It was cold for L.A. How could this be? "It's so unfair," she said. She was silent.

On Sunday we flew home after our visit to Disneyland. She slept soundly on the plane. We got lost driving home through the Oakland hills, ending up near Mills College, site of the 1992 Meet of Champions cross country championship race. Here she had run 4th qualifying for State in November. As we passed the course she said, "A three mile jog would be nice right now." It would not be a jog--she knew it and I knew it. She hammered again. The pain wouldn't go away, so the next best thing was a good run. As we floated through the beautiful trails of Mills College, the wind whispering through the trees reminded us of the beauty of sport. Why we run.

Though we had been robbed, a simple, beautiful thing was happening. The golden hair was flying, the stride was powerful and purposeful. The race mask was on. A rejuvenation was taking over--a new order. A pair of shoes, shorts, a shirt and place to hammer was all we needed. The run was hard, my stomach tightened. The goddess was in marvelous shape. The goals would have been accomplished, the work was to close, as we had planned. Yet the arena was not opened, so

we found our own. The run concluded, walked in silence. The run helped to heal.

Erin O'Brien gave of herself unselfishly she'd overcome injury, emotional hurt--a champion. Erin is one of the best distance runners in this State, but our "leaders" not let her, nor 831 others, enter the arena that not the Olympic creed? To enter the arena, do your best and leave a better person having done so? Tears flow, my gut aches--cannot accept this. As a coach/athlete for 20 years, my image of an excellent, beautiful sport is stained and shattered. I don't know how to return. I don't know what to say to the goddess, only "I love you, you're the best, you are a champion."

Chris Walsh, Head Coach
Campolindo High School

Note: Erin O'Brien finished 17th in the State Final in 11:49.80.

Letters from California Coaches:

June 8, 1993

The coaches and athletes mingled and talked outside of the warm-up area that was blocked. It was over. You arrived, disappointed that the meet was cancelled, then you were in disbelief with hundreds of finalists and coaches. It wasn't raining. The gun was scheduled to be fired for the 400 meter in an hour. Why? They could have waited. They could have backed off the decision. The starter could have waited two hours and the meet would have still concluded before p.m.

Marion Jones was giving the press a piece of her mind ("stupid, unacceptable, this is how many preliminary meets these athletes have competed in so that they could be tonight?"). Brian Wilkinson, the sub-4:15 1:50 runner from Merced told me that this was his last chance to win a State title. He had worked very, very hard to bring himself to a mid-season injury. There were the Long Beach Poly relay losses--national level. A young girl came up to the gate, she didn't know. I broke the news as kindly as I could. She said, "But it is an all-weather track." I said, "They think you might slip, held up her petite spikes and said, "Thank you, why I have these."

Jones wanted to know "why the decision makers hadn't reviewed the options with the coaches and athletes?" All we had was a piece of paper. A statement of finality.

continued next

The State Meet Chronicles

was allowed to go through the gate. We were given a tour of the wet facilities. It wasn't raining. It would not rain anymore. The meet was over, taken from history. Conning came out. He said to me, "what I live for." The Northern California track historian expressed what hundreds of us were feeling. Something absolute, something final to sport life had been lost, taken away. Every now and then a coach would come out, lift his voice to a level where others could hear of his anger. For a while I wanted to leave the dead-end gathering. It reminded me of people gathered around after a tragedy. They stood there for a different ending. But it was over. The State finals had been erased from

Bill Taylor
Friends of Track & Field

...ck with an heroic dream."
... Williams has done it once more,
... beyond a prior limit, exceeded what
... have accomplished before him. At the
...ia State finals in Los Angeles, the
... senior added over another foot to his
... ple jump measurements. On his first
... t, he executed beautifully and the re-
... s a 46-4 new school record, and the
... n longest triple jump in Marin County
... Williams is now a member of the all-
... p ten" in Marin.
... ams didn't get to jump in the finals the
... ening. There are two reasons--the
... s loaded with a pack of 48' to 51' lads
... usually strong event), and the meet
... ncelled. Huh? Even though the senior
... odacre reached the 7th best-ever by
... lad, it still wasn't good enough for the
... ia final nine. It took just over 48' to
... t. But they didn't jump. A decision was
... arly in the afternoon on Saturday by
... nistrators of high school sport in the
... o retreat from the rain and protect the
... om injury. When the athletes and
... s arrived at 3:00 p.m., it wasn't rain-
... they received was a statement that
... clear that the meet would not ever be
... was not raining. And it did not rain that
... g. The meet could have taken place on
... eather surfaces. For the first time in
... s the State finals were erased from
... an Williams was a part of this. His
... and sister track and field athletes
... et their chance at history. But what will
... taught? Will victimization by nature
... human be addressed? I think not. Ha-

... tred for the officials who made a terrible mis-
... take will be the concluding sentence.

Many of the athletes will carry forever their fantasy of what might have been. They will be stuck with a heroic dream. Few will be told of a Zorba and the human capacity to dance away the nightmare. The seriousness of sport can cripple the young. It can lock in a disappointment for life. But this moment of athletic emptiness is potent. The moment demands interpretation. The athlete could receive this message--life has no favorites. For "even the rain must fall!"

Sean Williams? He jumped 46-4 on Friday night!

Bill Taylor, Coach
Sir Francis Drake High School
San Anselmo, CA

To Dean Crowley

I would like to take this opportunity to express my strongest possible disgust with respect to the decision made by the so-called "track management team" to cancel the CIF State track meet last Saturday (June 5). I am the head track coach at Aptos High School and in my 27 years of coaching, I have never been so upset at a decision.

You should never have made such a decision as early as you apparently did (ie. 1:30 p.m.). The field events were not scheduled to begin until 3 p.m., and the track events even later at 4 p.m. Common sense, which your "track management team" seems to lack, dictates that such a decision should not be made until the beginning of the running events (4 p.m.). The field events could easily be delayed one hour. Not only did you make an early arbitrary decision, but no one from your group stayed near the track to be accountable for such an idiotic move. Your posted release simply stated that "substantial numbers of adverse conditions existed that would place in jeopardy the health and safety of the competing student athletes."

What a tragic mistake. What are all-weather track facilities for? I have attended MANY meets, over the years, that were conducted in far harsher elements than we all saw last Saturday at Cerritos College. At 4 p.m. the sun was shining and few, if any, puddles could be observed by the many fans, coaches and athletes that were present at the Cerritos facility at that hour.

A large number of California's finest athletes were denied the opportunity to compete in the biggest meet of their lives. Not one coach, athlete, newspaper reporter, parent,

or fan that I, or any of my coaching friends, talked to agreed with your decision.

I suggest that you, Mr. Crowley, as well as Tom Bymes (the commissioner of athletics) and anyone else on the "track management team" should resign your posts, or at least disassociate yourselves from any further decision-making relative to future CIF State track meets. You may think this whole thing will "blow over", but I assure you, that a large number of us will not let this occur. You have disgraced the track community of the State of California, and furthermore, made our State a laughingstock from the viewpoint of out-of-state athletes and coaches who compete in far harsher elements than we saw last Saturday at Cerritos.

I know that personally I had a very difficult time attempting to explain your decision to my two athletes who qualified for the State Meet. I know for a fact that many other coaches, as well as disappointed and incredulous parents were having the same difficulty.

Mr. Crowley, I will restate my request. You and all other members of the "track management team", as well as Mr. Bymes, should admit to your tragic error and resign your positions immediately. Do not compound the situation by attempting "whitewash" or any other such "cover-up" tactics. Far too many influential people are fed up with you and your cohorts. We will NOT let this rest.

Bill Hotchkiss, Head Coach
Aptos High School, Aptos, CA

**Editor's Note: Earl Engman was not a part of the committee whose decision cancelled the meet on June 5; health concerns prevented him from participating. Sadly, on June 21, long-time organizer and track supporter Earl Engman passed away. His contributions to California's State Meet have been sincerely appreciated.*

A Proposal to Save the 1993 CIF/Reebok Track & Field Championships:

Purpose of this proposal -- Provide a positive solution to an unfortunate situation (inclement weather and health and safety issues) that caused the State Meet to be cancelled on June 5, 1993.

Rationale to reschedule the meet -- 1. The State Meet is the largest running CIF State Championships (75 years). We must maintain the integrity of the event, the premiere event

continued next page..

The State Meet Chronicles

in the nation. 2. This meet represents the ultimate goal for these athletes in their high school careers. Thousands of hours of training have been invested for this chance to compete for a State title. 3. Seniors will never have another opportunity like this in their entire lives! 4. CIF sports represent one of the most positive activities student-athletes are involved in. The sense of pride and self-esteem they derive from sports is critical to their development as outstanding citizens. This is especially important with today's kids being surrounded by negatives (gangs, drugs, drop-outs, etc.). This is their golden chance for positive recognition. 5. The student-athletes want to compete! 6. The number of athletes qualifying for the finals is a manageable number. There are approximately 250 in the event of rescheduling. 7. The sting of an absolute cancellation will leave a permanent blemish on CIF Track and Field. Public relations will suffer. 8. Rescheduling the meet will demonstrate that CIF officials are sensitive and concerned about the feelings of its student-athletes, coaches and supporters. 9. We realize the inconvenience rescheduling would create for the CIF officials, but adversity can bring about opportunity. This opportunity is for the CIF officials to put the student-athlete first. 10. Scholarship opportunities are being affected.

LET'S NOT GIVE UP ON OUR KIDS!

Recommendations:

1. Reschedule the meet to Wednesday, June 16, or Thursday, June 17, at Cerritos College at 6 pm.

2. With proceeds from the event, CIF can reimburse schools not located within the immediate area (150 miles) for some of their travel expenses.

Maurice Anderson

Concerned Parent and Track Supporter

From the Central Coast Section Track Coaches to CIF Federated Council Members:

It is with great sadness that this letter is written to you. The actions of the "State Meet Track Committee" were unconscionable. Their decisions were, at best, rashly premature and, at worst, grossly incompetent. The damage they have done to so many fine young people is irreparable. For many of these athletes the chance to participate in a once-in-a-lifetime "State Track Meet" has been shattered.

Let me review the conditions that led to this fiasco. On Saturday morning, June 5, a rare

rainstorm struck the Los Angeles area. Heavy rains fell until about 11:30 a.m. and tapered off slightly during the next hour. From about 12:30 until 2:00 p.m. we were in a showery period. By 2:30 p.m., when many athletes and coaches arrived at Cerritos College, the weather was cloudy but clearing. At this time we were told that the Track Committee, in the interest of health and safety of the athletes, had cancelled the meet sometime between 1:00 and 1:30 p.m. No one is more concerned for athletes' safety than their coaches. We would not allow an athlete to compete in an event we deemed dangerous or unsafe. By 3:30 p.m. conditions at Cerritos College had improved to the point where the facility was usable and safe for a meet. Little or no standing water was observed on the track or throwing areas. If there was water, it could have been removed with a minimal amount of effort. But, alas, the Committee refused to rescind its decision, made hours earlier, cancelling the meet. The "Track Committee" proceeded to depart, leaving a Cerritos College employee (we think) to read their decision.

Meets have and can be run safely in inclement weather, and if there was a concern about a particular event, that event could have been postponed or rescheduled for another time. The pain and suffering these people caused is irrevocable. Their failure to wait and observe weather conditions closer to meet time was unacceptable for any competent "Track Games Committee." Along with the above mentioned damage to the athletes there was also a monetary loss suffered by many. Family and friends spent hundreds of dollars to attend this meet for nothing. This does not include the funds spent by the various school districts throughout the State to send athletes.

The outcomes from this fiasco need to be discussed by your committee. The "Track Games Committee" needs to include more members from other areas of the State in direct decision-making roles. We need to form an emergency action committee with representation from all sections of the State to deal with unexpected situations. The State Track Meet should be rotated to other sections that have the expertise to run a meet of this caliber. The CIF Executive Committee should issue a formal apology to all offended parties. Safeguards must be put in place to insure something like this can never happen again.

29 Concerned Central Coast
Section Track Coaches

State Track Meet--A Very Poor Decision:

On June 5, 1993, a decision was made that was heard around the California State School Track and Field Community. The State Track meet was cancelled. The decision came down at 1:30 p.m. and was put in a letter that was considered less than either a professional or a parent's. The person that made the decision was State CIF Commissioner Theodor Bymes. The reason given for the cancellation--health and safety due to rain--was that many athletes, coaches and parents could not understand, as there were no circumstances present at the scheduled meeting time of the meet to support his decision.

In addition, Mr. Bymes would not address any of the coaches, athletes or parents' questions regarding his decision; it was arbitrarily made with no input from any of the concerned parties. He also barred anyone from going on the track. Many of the coaches and athletes arrived at 2:30 p.m. at the track when the rain had stopped, only to be told that the meet was cancelled and making a rescheduling would not take place. Many of those people stood around in hopes that the officials might change their minds. But at 4:00 p.m., it was evident this wasn't going to happen. What made the event even more frustrating was that it never rained after 4:00 p.m. and, at times, the sun broke through. It was warm. As I walked around from the group and listened, there was literally no support from anyone I listened to regarding cancellation.

At 3:15 p.m., I walked around to the stadium to look at the track and the area. There was no water on the track, only two small patches on the high jump towards the back. The pole vault, which was the one big area of concern, was dry. At 4 p.m. I left with the other coaches. The sky was clear and the sun was out.

The question that the CIF must answer is why? To make a statement that it was "safe" for the students simply doesn't work. Many of the coaches present had participated in national track meets and league meets that had been cancelled due to rain similar to that present this day and have never been cancelled. With an emergency weather track and the most important part of the track and field season being held, would you cancel it because of rain? The only time that the State Meet was cancelled was from 1941 to 1945 during World War II.

continued

The State Meet Chronicles

more prudent and knowledgeable Commissioners would have gone on with the meet until proven to all concerned that there was no way to continue. Doing what he did broke the hearts and spirits of many students who had worked for several months and some for years to get there. In addition, his decision caused a good deal of damage to Track and Field generally, as well as teams who had not ever have the chance to participate in the State Meet again.

And many other coaches see it, there are too many Commissioners at different levels in the CIF who no longer have the best interests of the sport, nor care enough about the athletes, coaches and parents. As a result, we have to settle for poor situations at best when concerned coaches speak out on situations that could be worked out, we are treated as second class citizens.

The solutions I would offer to resolve these problems are: 1. Have Commissioners' terms of office be limited to four years, 2. Require a written test for Commissioners, and 3. Have Commissioners available by phone to address concerns coaches have on matters relating to track and cross country.

Coaches long feel that there are three or four CIF Commissioners who should resign or be removed as a result of their performance this year and some for their performance, or lack of performance, for the past four years). This is a personal vendetta--many coaches believe that if you have the responsibility in the sport, then do the best you can and if you can't or don't have the interest any longer then be good enough to step down and let someone else who cares for the sport, the athletes and coaches, be responsible.

Al Hernandez, Coach
Woodside High School

Miscellaneous Quotes:

Reported by Dave Payne, *San Francisco Mercury News*:

"World War II and a storm are the only times the state meet has been cancelled. Calling it World War II made sense."

Terry Ward, Bellarmine Coach
I can't believe they called off the finals. I was planning to have a good day, and now it's over."

Calvin Harrison
North Salinas High School
(200, 400, 400 R, 1600R)

"I don't cancel a prestigious event like the track and field finals two hours

ahead of time based on a weather forecast. It's pretty common knowledge forecasting weather isn't an exact science."

Hal Daner, Gunn High School
"There was water on the track's inside lane and there was no way of really knowing if we could have had all, if any, areas ready for the field events. One thing for certain is that there was no way the track would have been ready had the rain continued. And, from every weather report we had, including that of the National Weather Service, there was a 100 percent forecast for rain throughout the day. Taking that into account...we felt holding the meet would be placing the health and safety of the athletes in jeopardy."

Hal Harkness
Commissioner of the CIF
Los Angeles City Section

As reported by Phil Wong, *San Francisco Examiner and Chronicle*

"Somebody with administrative authority should have come to talk to us. We're the ones that worked so hard for this. They shouldn't be afraid to address the issue."

Marion Jones
Thousand Oaks High School
U.S. record-holder--100 & 200

"When the coaches came to pick us up at our hotel, they told us the meet was cancelled. I thought they were joking like they usually do. I feel sorry for Miesha (Marzell, national 800 leader and defending CIF champion) and all the other seniors."

Bisa Grant
Bishop O'Dowd High School
Oakland

Excerpted opinion by Matt Schwab of *The Oakland Tribune*:

"A couple of squeegees, a maintenance crew working for extra doughnuts and a two-hour delayed start. That scenario, had it occurred, may have saved the 75th CIF State Track and Field Championships.... Essentially, they cancelled the state meet finals over a few puddles.... Track kids are scrappy. Most of them run for years dodging broken glass on dirt tracks or avoiding buses on city streets. They would have managed with a soggy track and a few wet fannies."

"Amador Valley senior Travis Nutter, the top qualifier in Friday's discus trials, could certainly have thrown 176 feet again under gray skies. On Monday afternoon, Nutter, who had been peaking magnificently for the meet, still sounded shocked. 'The whole stupid thing

was like, I don't know,' he said. 'I know they based it on safety and all that stuff, but track and field...you just don't do it when it's sunny outside. You do it when it's cold, when it's windy, when it's rainy. The conditions are the same for everyone.'

"For more perspective, hear Bishop O'Dowd senior Miesha Marzell's words: 'This is the kind of meet you peak for. The whole season you aim for this meet to run your fastest, do your best. My legs are ready to go. They have so much energy, but I have to tell them no.'The athletes had invested too much of their lives to get to Cermos College to be unceremoniously locked out of the track complex and handed a sheet of paper...."

As reported by Damin Esper and Kelly Lyell of the *Contra Costa Times*:

"It seems to me their idea was to find a reason to cancel the meet, rather than finding a reason to run it. I don't like the fact that none of the people consulted were coaches."

Michael Walsh, Coach
Amador Valley High School

"We would have had youngsters at severe risk by holding the meet. The same people who are complaining about us cancelling the meet, if their kid would have gotten injured, they would be complaining about us running the meet."

Tom Bymes
State CIF Commissioner

"All-weather is somewhat of a misnomer. It doesn't mean you can always run in the rain. What it really means is that the track can be ready sooner after a rainstorm than some other surfaces. With the amount of rain they were getting around noon, there's not a surface in the country that could have dealt with that."

Jack Dickey, Fresno, CA
Regional Manager for a track installation company

"No other state has ever cancelled their meet because of rain, according to Jack Shepard, the high school boys editor for *Track & Field News*. 'I'm not aware of anybody (cancelling their meet) and I've been doing this for 25 years,' Shepard said, adding that last year's Texas state meet was held in worse weather. 'Eight inches of rain and a tornado watch is a little more than one inch of rain. Other states are used to bad weather.'"

continued next page...

The State Meet Chronicles

Excerpted from the Merv Harris Prep Notebook of the *San Francisco Examiner*:

"...Bymes personally inspected 'every inch' of the all-weather track and the field events areas Saturday morning, he said. Further, he appointed a committee of experts to confer with Cerritos College people, too. Bymes was told the 17-year-old well-used track might be squeezed dry 'within two or three hours if we don't get a single new drop of rain.' But the U.S. Weather Bureau in Southern California reported--inaccurately as it turned out--100 percent chance for more rain. 'I wasn't concerned about the coaches or the press,' he insisted. 'I was concerned about safety.' Whether a community college with a 17-year-old track that becomes unusable in rain should continue to be the CIF meet site is another question."

As reported by Scott Strain of *The Oakland Tribune*:

"I think what happened was that they (CIF meet officials) panicked. They are not used to running track meets in the rain. I observed the conditions for myself. The meet was runnable, although they might have had to make some adjustments for the field events. They were concerned about some slippery patches on the track and I walked over the areas in street shoes. There were some rough spots. But the athletes wear spikes and those areas would have been no problem."

Keith Conning

North Coast Section Track Historian
Prep Editor, *California Track News*

"They panicked and made a poor decision. They had no contingency plan, no plans to hold the meet the next day (Sunday) or at an alternate site. There was not one coach or athlete there who did not want to do everything possible to hold that meet. They blew it big time."

Jay Lawson, Coach
St. Mary's High School

Excerpted opinion from Keith Peters of the *Palo Alto Weekly*:

"A crime was committed in Los Angeles County during the weekend. But no need to call in Sgt. Joe Friday on this one. This case is open and shut. The charge? Grand theft. The culprits? The officials who decided to cancel the CIF State Track and Field Championships at Cerritos College in Norwalk. Book 'em, Dan."

As reported by Peter Mentor of the *Berkeley Voice*:

"It's like a book that just ended without a final chapter. There were so many small subplots there. It was an experience everyone was denied."

Bobby Pope, Coach
Berkeley High School



"They (CIF personnel) didn't even contact us. We just heard everything from the grapevine. This was an all-weather track.... I was thinking about the seniors and people who have scholarships riding on the finals. For North Salinas, this was their best shot at winning a state championship ever in their history. You can't replace that."

Tony Green, Head Coach
Bishop O'Dowd High School

Wrote Mentor: "Green and his team had a lot to lose in this meet. O'Dowd had nine qualifiers entering the finals, giving the Drag girls a good chance at winning the state championship."

As reported by Eric Shepard of *Los Angeles Times*:

"No one wanted to have this meet moved. Calling it off was in no way advantageous to the CIF. But it was a Catch-22 decision: we went on with it and the rains persisted, likely someone would have gotten injured. Then people would have accused us of cancelling an event just to make money and not thinking about the athletes."

Tom Bymes
State CIF Commissioner

Writes Shepard: "Bymes estimates that the CIF will lose nearly \$40,000 on the non-meet.... CIF officials not only made the decision too early, they failed to have a contingency plan. 'We had no backup plan because we've never had this kind of a problem before,' Bymes said. 'But that is a fair cost and something we will make sure we do next year.'"

A Key Letter to Thomas E. Byrnes, CIF Commissioner

The Executive Committee of the Central Coast Section, as well as the CCS Track and Field Committee, has discussed the cancellation of the 1993 CIF/Reebok State Track Meet over the past weekend. We are gravely concerned about the consequences of this cancellation on our student-athletes and on the CIF. The tragedy for the student-athletes cannot be measured. Many of them may never again have the opportunity to participate in an event as prestigious as the CIF/Reebok State Track Meet. It has been said by many of our coaches that their athletes' hearts were broken with the news.

The implications for the CIF as an organization is equally as tragic. As we spend our resources in a comprehensive strategic planning process and lobby our legislative representatives for support of the bill legalizing our existence, we face the pressure of coaches, athletes, parents and administrators frustrated, upset and angry over the reasons for, and the communication of, the decision to cancel this meet. We not only face criticism and opposition from those outside our organization, but prevailing negativity from within our ranks. We cannot

continued next page

The State Meet Chronicles

impact this anger, frustration and lack of effort will have on CIF's strength as an organization in the future.

We believe that the CIF must make a good gesture of some kind in order to dispel anger, frustration and opposition that has resulted from the decision to cancel this meet. The single most important and critical issue in all of the discussions of what might have been done, what should have been done, what could be done in the future, etc., is to give student-athletes who did not get the opportunity to compete.

The most common thread from newspaper articles and in conversations with coaches and principals involved, is a cry for financial reimbursement for those schools who traveled to the meet and were not able to compete; their competition; and there is always the potential for the expenditures of legal counsel in our defense in an emotional circumstance such as this. The Central Coast Section Executive Committee and the CCS Track Committee has agreed unanimously that the money spent from the CIF resources should best be allocated to transporting all financial coaches back to a re-scheduled CIF/Reebok Finals.

Therefore, the CCS requests that the CIF/Reebok Track Finals be re-scheduled for Saturday, June 19; and that coaches' and final expenses be covered out of CIF resources; and that a decision in this regard be made and announced no later than Friday, June 11, 1993. Nothing but giving them the opportunity to compete can come close to alleviating the impact this has had on the student-athletes affected. While we understand that it will never erase the effect of the cancellation either the image of the CIF or the negative feelings of our public and our stakeholders, we do believe that it is the best use of our resources in attempting to turn a negative public and internal relations situation into a positive situation.

Rescheduling the meet is a complicated, multi-faceted task, but we believe it is one that should be undertaken with enthusiasm and leadership by CIF personnel. What better way to spend our resources attempting to get back to these student-athletes the opportunity to compete for a State Championship? There are many arguments that can be made against such a proposal, but as we discussed them all, we still feel strongly that the good for more students will come from rescheduling and holding the meet than from our inaction or inaction by the CIF.

There were many other areas of concern that arose from the discussion within the Central Coast Section, some of those were:

- An expansion of the Track Advisory Committee with more broadly based section representation.
- A formal games committee (track management committee) at the State Track Meet that is convened when such unexpected circumstances warrant special action, again with wide section-based representation.
- Contingency plans for emergency situations (eg. alternate dates, sites).
- Preventative measures ahead (covering pits, etc.).
- Rotating meet between the Northern and Southern part of the State.

These issues were discussed while addressing how to ensure that this tragic situation never occurs again. We, as a section, will continue to discuss options and may make further recommendations for consideration in order to work with the CIF in making the best State Track Meet possible for all our CIF student-athletes.

We respectfully request serious, thorough and expedient consideration of our proposal for re-scheduling and look forward to a favorable reply.

Don Bell
CCS President

(Note: Don Bell [Alameda, 1957] won the exhibition discus [high school weight] at the 1957 State Meet.)

A letter from the only section to vote "no":

Thank you for the opportunity to provide input to the State CIF Executive Committee pertinent to the advisability of rescheduling the State Track and Field Championships on Saturday, June 19, 1993.

Our process was as follows. Members of the NCS Executive Committee were polled via facsimile transmission and telephone follow-up. Track coaches of our member schools which had finalists or 3200 meters competitors were contacted by telephone and asked for an initial response and then requested to contact their school's principal to determine the school's official position.

The results follow. The Executive Committee opposed (6-0) the rescheduling based upon the following concerns:

1. Liability ramifications of assuming responsibility for students who, in

- some cases, have been out of school (graduated) for two weeks or more,
2. Commitments made by athletes and coaches which conflict with the date contemplated for the finals (graduations, vacations, other competitions, etc.),
3. Interruption in training caused when the finals were cancelled.
4. Integrity of the competition may be compromised if all of the competitors are unable to compete (see number 2 above),
5. Difficulty in arranging for the logistics of returning to Southern California,
6. Potential unfairness of some schools being able to send their athletes while others (due to personal obligations) being unable to send their students.

School responses indicated 6 in favor, 6 in opposition, and 6 no confirmed response. It should be noted that of the six schools reporting in favor, there were concerns, eg. who will ultimately pay for the consequence of CIF reimbursing schools for the transportation expenses (increased dues?), the potential for compromised integrity of the competition, the conditions are not psychologically favorable for the athletes.

The concern of the CIF in considering the Central Coast Section's request is appreciated and a positive effort. Please respond with your decision as soon as possible. Interest has been raised.

Paul Gaddini
Commissioner of Athletics
North Coast Section

THE GOOD NEWS

From the CIF:

On June 10, 1993, State CIF Commissioner Tom Byrnes called a telecommunications meeting of the State CIF Executive Committee regarding the matter of rescheduling the CIF/Reebok State Track Meet, based on a request from the CIF Central Coast Section. It was Commissioner Byrnes' recommendation based upon the support of nine of the ten CIF Sections, that it would be desirable for our athletes to reconvene for this activity on Saturday, June 19, 1993, at Cerritos College, with field events slated for 3:00 p.m. and running events scheduled to begin at 4:00 p.m.

The State Meet Chronicles

It was the Commissioner's recommendation to the Committee, because of the financial hardships incurred by our member schools, that the State Office be allowed to develop a procedure to alleviate, as reasonably as possible, travel expenses for our member schools. The Committee indicated its unanimous support of the Commissioner's recommendations.

Further details regarding the logistics of the meet will be distributed to Sections, member schools and the media on Friday.

MISCELLANEOUS QUOTES:

As reported by Matt Schwab of *The Oakland Tribune* after the rescheduled meet was announced:

"The reason I'm excited is not necessarily that we can go on down there and compete. I'm more excited that California track is not dead. That's why I'm excited. After last week, I felt...that the California meet was not as important as it was made out to be."

Tony Green, Head Coach
Bishop O'Dowd High School

Wrote Schwab: "On Tuesday (June 8), the CIF advisory committee decided to award special medals of participation to all the high school athletes who advanced to the State Meet finals out of Friday's trials. Some quick footwork by the Central Coast Section, which stretches from San Francisco to King City, helped make that decision moot. Wednesday, the CCS sent CIF a proposal asking that the meet be rescheduled to June 19 and sent copies to the other sections. They voted overwhelmingly in its favor. The CCS executive committee reportedly came up with the idea of rescheduling Tuesday morning. Some of the elite athletes may not be able to attend State Meet II because of a schedule conflict with the Keebler Invitational in Chicago on the same date. Others in the NCS will have graduation ceremonies to contend with that weekend.

"NCS assistant commissioner Tony Guevara said his section's executive committee voted against the rescheduling after receiving a split vote from 18 membership schools that had participants in the finals..... Guevara

did assure that 'should it (the meet) happen, we will encourage all the schools that want to go, to go.'"

As reported by Eric Shepard of *Los Angeles Times* with contributions from John Ortega:

"Thomas Bymes, CIF commissioner, giving in to public pressure by reversing an earlier decision. 'This decision is very tent with our previous pattern of doing the best and safest for our kids,' he said. 'Cancelling the meet was the best thing I could have done at the time, and holding it two weeks later is still in the best interest of everyone.'

"News of the rescheduling was met with mixed emotions. All-American sprinter Jones of Thousand Oaks High was elated. She said she plans to run. She and many of the state's other top athletes were scheduled to compete in the Keebler International Pre-Invitational in Chicago next weekend. 'I think the Keebler people are going to be happy about this,' Jones said. 'But I feel my priorities should be more with the State Championships than with an invitational....' Bymes said the CIF plans to help subsidize defray travel and lodging costs, since athletes are being asked to come back a second time. Qualifiers who choose to skip the meet will not be replaced."

As reported by Ron Orozco of *Fresno Bee*:

"There was a grass-roots movement to save the state meet, according to Maui Anderson of Long Beach, the father of Long Beach Poly sprinter Andrea Anderson. Long Beach Poly girls were 1992 state champions. 'There was a major backlash from people in general,' Anderson said. '[Officials] weren't amenable at first. I think I finally understood the deep hurt that people felt. I'm elated now.'"

"It's fantastic! I don't think you can help back or prevent the best high school track meet in the world from happening."

Stan Kanawyer, Coach
Immanuel High School
Reedley, CA

KEEP UP WITH
ALL THE
TRACK
ACTION IN
CALIFORNIA

SUBSCRIBE
TO
CTN
TODAY!



Of course, you won't want to miss the rest of the story . . .
CTN's COMPLETE coverage of the CIF/Reebok Track & Field Championships (June 21, 1993), elsewhere in this issue!

California Track and Cross Country Coaches Alliance

Why Should I Join The Coaches Alliance?

Now in its fifth year, the CALIFORNIA TRACK AND CROSS COUNTRY COACHES ALLIANCE is the only organization in the state whose purpose is to improve the sports of Cross Country and Track and Field.

The Alliance provides your only unified voice for concerns regarding our sports to the governing bodies within the state. As experience shows, a group consensus helps to bring about change more effectively than isolated individual concerns. The COACHES ALLIANCE directly represents you on the state Track & Cross Country Advisory Board that meets twice a year.

In an effort to assist coaches with their continued growth of knowledge regarding their sport, the COACHES ALLIANCE is involved with clinics in San Diego, Los Angeles, Fresno, and San Francisco. Additionally, the COACHES ALLIANCE works directly with the State CIF regarding the selection of the Honor Coaches from each section in our sports.

What Do I Receive For My Membership?

COACHES ALLIANCE members will receive monthly editions of **California Track News**, the official publication of the ALLIANCE. Each month, members will be kept current with happenings around the state in the COACHES ALLIANCE section of the magazine. Both cross country and track will be covered.

COACHES ALLIANCE meetings are organized around the State Meets in Cross Country and Track and Field. Using representatives from all the various sections in the state, members will be able to make concerns regarding their sport heard.

Starting in the fall of 1993, the COACHES ALLIANCE will be starting a program called the "Resource Coach." This program will, hopefully, allow the coaches around the state to be able to communicate with each other, as well as being a resource for the younger coaches in our state.

To join, please fill out and return the following: (Please Print)

Name: _____ School: _____

Section: _____ Mailing Address: _____

City: _____

Phone: Home (____) _____ School (____) _____

Dues for 1993/94 year (Tax Deductible) -- \$25.00.

Make check out to "Coaches Alliance" and send to:

Dennis McClanahan, Treasurer
4957 East Heaton Ave., Fresno, CA 93727

Associate Member \$12 -- If you want to join the Coaches Alliance, but do not want the magazine. You will receive clinic discounts and any membership mailouts during the year.

School Membership \$50 -- Schools will receive discounts for all members of their staff at clinics, as well as a second copy of California Track News (you can have it sent to the library, assistant coach, etc.). Please indicate name and/or address for the second copy:



1993 CIF / Reebok California High School State Meet

The qualifying formula used for the 1993 State Meet, which featured 27 competitors when the L.A. City Section had one qualifier taken away by a state-wide vote this winter, had three heats of nine in all races in Friday's Prelims, except the 1600m, which had two. The first and second place finishers from each heat, plus the next fastest times from all the races would move on to the Finals. (In previous years the twenty-eight athletes who qualified for the State Meet had four heats of seven in all but the 1600m, with the race winners and next times from the races used to fill out the nine lanes in the Finals.)

Boys

By Doug Speck

100 Meters

California ended up with a great group of sprinters in 1993. Anthony Volsan (Merced), an eventually 1993 injured Ali Evans (Vallejo), Brian Lewis (Highlands, No. Highlands), Paul Turner (University City, San Diego), Marques Holliweli (West Bakersfield), and Shon Lewis (Wilcox, Santa Clara) were all among the top fifteen 100 meter returnees nationally. Action

heated up right from the start in February's Sunkist Indoor Meet, with Paul Turner breaking the National Indoor Record for 50 meters at 5.80, with soph Bryan Howard (Canyon Springs, Moreno Valley), after a move from West Bakersfield where he was the other half of U.S. Prep history's top frosh combo with Holliweli at 10.62 and 10.66, second at 5.84. A mid-season Arcadia/Foot Locker showdown had Turner win at 10.62, with Volsan 10.66, and Howard 10.72. Others impressive along the way were Brian Lewis, a Sacramento Meet of Champions 100m champion at 10.37w, Shon Lewis, 10.49w in Central Coast Section action, and Lindsey McDonald (Merced), who closely followed teammate Volsan's 10.42w in the Section Meet with a 10.52w. Marques Holliweli surprised with a 10.57w Section Finals win, with Rashawn Sanders (Lincoln, San Francisco) recording a 10.40w in the San Francisco Section Finals that turned out to be a 10.43 with a hand-started Accutrack machine. A section entry mistake, such as the San Francisco area did with Sanders' 10.40, screws up the delicate balance of seeding in a championship competition such as the state meet.

Action in this event individually at the State Prelim affair was preceded by fine 400 meter

relay action featuring most of the main actors at 5:12 p.m. on Friday. Everyone seemed healthy, with a number in the 9.4-9.6 range with a flying 100 meter start.

Bryan Howard was the interesting story, with the impressive soph racing 10.50 in the Section State Qualifier with a broken bone in his foot. Two weeks previous to that 10.50 he limped through 10.99 and 22.00 qualifying efforts in the Section Div I Prelims, with some miracles of therapy and pool training keeping him able to race.

The Cerritos winds were gusting of the aiding variety (south to north) all of Friday afternoon's prelims, with no surprise when



BRYAN HOWARD--100m

Photo by Bill Cockerham

most of the sprint and h events ending up on the "aided" lists, which were thinning magnificently on this particular season. In mind that this year with three heats, that the first two each heat automatically qualified on to the Finals, with next best times from all three heats used to fill out the three places in the Finals, one featured the mis-seeded Rashawn Sanders (off-timed" 10.40 Accutrack turned out to be a 10.5 aided hand time), Brian Paul Turner, and Edward Serpas (Birmingham, Van who had raced a surprise 10.61w in qualifying action. With 2.6 meters per second wind behind the event, Lewis was off to the back with Sanders quickly left behind, but it was Paul Turner racing out of Lane 2 to the Diego section, who started steady, powerful moves meters to roll past Lewis finish with a meter victory. 10.52w to Lewis's 10.6 Serpas' 10.66w in third good enough to move to the finals in this tough run. Heat 2 had Volsan and Marques Holliweli, L.A. surprise Leo Settle (Tulside, Inglewood), better as a longer sprinter (200m best), with a 10. best. Volsan, a USC t

continued

IF / Reebok California State Meet

receiver, started quickest, Holliwel very close. An- slowly edged away and y about a half a meter with o go. Turner, running the sprint race of his life, was ng on Holliwel and Volsan, both Turner and the West rdsfield soph closing down e Merced leader as they sed the tape. Volsan was 7w (+2.5), Holliwel 10.48w, Turner 10.55w. Redlands' ohnson never saw Satur- starting line despite his 5w in fourth. Prelim race 3 Bryan Howard, Shon Lewis, Lindsey McDonald in the le three lanes, with Akin- Paige (Oakland Tech) - starting out before the successfully got off with a meters per second aiding . The soph Howard was out erfully, and continued to lift y from the field, backing off tly over the last 5-8 meters building up a two meter in, recording the nation's est clocking under any itions this spring, 10.34w, Shon Lewis 10.54w, sur- ing tall Stoney Jordan (In- 10.56w, and McDonald 3w to move into the Finals.

e two week postponed Fi- had Howard race 10.47 for in the National Scholastic oor Championships (June to Floridan Tony McCall's al leader 10.31. The Fi- here had Shon Lewis in 3, Howard's old West Ba- eld teammate (hardly old soph), Marques Holliwel in ward in 5, Volsan in 6, and Turner in 7. Edward Turner he lone no-show (lane 8), ling to travel to Chicago to ete in the Keebler IPI In- At the gun it was Volsan ery slightly the best reac- out the USC-bound star ed to stumble the second out, falling behind Ho- with Paul Turner appear- so to have the same prob-

lem at the start of this very, very tense event. After twenty meters Howard held close to a meter lead over Turner and Volsan, with positions up front not changing all the way through the tape, with the Canyon Springs star running a near-perfect 10.43 (wind +1.60) to win over Turner 10.49 and Volsan 10.52.

The national soph record is 10.34 by Mike Bates, the Olympic 200m medalist, from Amphitheater HS in Tucson, with Howard taking down the California class best of 10.46 set by the fabulous Henry Thomas (Hawthorne) from 1983. If he stays healthy and continues to improve Howard could be California's best ever prep sprinter before graduation in two years. Elijah Jefferson (Crawford, San Diego) from 1970 is believed to be the only other soph to win a state 100m title. What Howard accomplished while injured the last five weeks of this season was truly amazing!

Finals:

National Record: 9.9, Henry Neal, Greenville, TX, 1990. State Record: 10.30, Riley Washington, Southwest, 1992. Wind: +1.60

1. Bryan Howard (10) Cyn Spr 10.43
2. Paul Turner (12) Univ City 10.49
3. Anthony Volsan (12) Merced 10.52
4. Marques Holliwel (10) WBKld 10.66
5. Lindsey McDonald (12) Merced 10.67
6. Brian Lewis (12) Highlands 10.75
7. Stoney Jordan (11) Indio 10.80
8. Shon Lewis (12) Wilcox 10.89
- Edward Turner (12) Morningside DNS

Heat 1: 1. Paul Turner 10.52, 2. Lewis 10.61, 3. Edgardo Serpas (Birmingham/12) 10.66, 4. Kevin Devine (Nogales/12) 10.73, 5. Dwayne Ferguson (Hoover/12) 10.76, 6. Alvin Harrison (NoSalinas/12) 10.77, 7. Rashann Sanders (Lincoln/11) 10.89, 8. Jimmy Pham (Mt.Diablo/12) 11.16, 9. Dan Stevens (O'Dowd/11) 11.22.

Heat 2: 1. Volsan 10.47, 2. Holliwel 10.48, 3. Edward Turner 10.55, 4. Pat Johnson (Redlands/12) 10.65, 5. Leo Settle (Dorsey/11) 10.71, 6. Jarron Turner (Mt. Pleasant/12) 10.82, 7. Jason Hayes (Mira Mesa/12) 10.92, 8. Marvin Love (Washington/11) 10.99, 9. Ryan Scott (Shasta/12) 11.15.

Heat 3: 1. Howard 10.34, 2. Lewis 10.54, 3. Jordan 10.56, 4. McDonald 10.58, 5. Kory Jones (Fremont/12) 10.64, 6. Jamel Mitchell (Mt.Mig/12) 10.67, 7. Jamie Houston (Le-moore/11) 10.77, 8. Leon Callen (Alhambra/9) 11.03, Akinsh Paige (OakTech/12) DQ-FS

200 Meters

The 200 Meters was another great event on the Boys' side, with the same actors as in the 100 joined by "the new guy on the block." The saga of Calvin Harrison (North, Salinas) is an interesting one. A 48.11 400m performer two years ago at North Salinas, as a part of the Central Coast Section, where grade recording on forms in the post-league period is often incomplete. When Calvin did not show up last year it was thought that he had been a senior and had graduated. It turned out that his family had moved to Orlando, Florida, where he did not compete. Upon his return this year, he had his first big race at the late April CCS Top Eight Meet, blasting a 46.32 to win over Jack Beloney (Oak Grove, San Jose) who had been under 48.0 early on. People who saw Harrison were absolutely "gaa-gaa," with the nineteen year old (born January, 1974), obviously capable of much, much faster if pushed. Calvin was the most surprising prep on the entire national scene this spring. Shockingly enough, he had a twin, Alvin, who had run 21.10w-21.27 at this half-lap distance. At 46.32 Calvin could also fly over the 200m distance, with times as low as 20.78w and 20.95 leading up to the State Meet.

Interesting other individuals developed. Andre DeSaussure (Taft, Woodland Hills), a fine 48.37 400m performer at Royal of Simi Valley last year as a soph, had raced 20.93w in the L.A. City Meet, with Edward Turner (Morningside, Inglewood) edging soph Bryan Howard (Canyon Springs, Moreno Valley) 21.07-21.14 in the Southern Section, and Anthony Volsan (Merced) taking Brian Lewis (Highlands, No. Highlands) 21.27w-21.28w in the Sac Joaquin Section. Seven others ran under 21.60 in the State Qualif-

ying affairs, with as deep a group of 200 meter competitors as ever showed up for the State Prelims.

Volsan, DeSaussure, and Alvin Harrison toed the line in Prelims Heat 1, with the wind still gusting (2.6 meters per second), Volsan came out of the turn with a very slight lead, which he steadily built to three meters by the tape to win 21.27w-21.55w (DeSaussure and a qualifying 21.57w by surprising Pat Johnson (Redlands), who never appeared in any Invitational results this past spring. Alvin Harrison lost his balance on the turn and was forced to "wind-mill" his arms to regain his balance, an effort that could have cost him a qualifying spot (he finished less than a meter out of one at 21.66w in fifth). Heat two had Calvin Harrison (lane 5) jump straight up out of the blocks, give Brian Lewis (lane 4) and Walter Smith (McAteer, San Francisco-lane 6) a two meter head start, then proceed to absolutely blast the final 150 meters from the middle of the turn down the straightaway to a 20.86w (+2.4)-21.41w win over Kory Jones (Fremont, L.A.). Calvin is unreal! His running style features so much acceleration that one expects him to absolutely fly apart into pieces but then it turns out that he has a couple of gears left to get through! Marion Jones is the hit of any meet she is a part of but this guy was every bit as much a star during the state meet! Bryan Howard led a surer group (five at 21.51 or better) off the turn in Heat 3, with his 21.06w (+2.1) edging old rival Edward Turner (Morningside, Inglewood) 21.17w.

Again, the two week delay featured some other action, with Calvin Harrison finally meeting defeat in the Golden West Invitational, falling over

continued next page

CIF / Reebok California State Meet

200 meters to Charles Mitchell (Waco, Tx) 20.52-20.59, a race described as truly titanic in proportion by witnesses (Mitchell's 20.52 is #9 All-Time among Preps).

Edward Turner was absent for the Finals, with Harrison in five, Howard in six, and Volsan in seven appearing to be the main actors. The entire field was called up after an unsteady period by one or two athletes in getting into their blocks. Harrison graciously allowed the group outside of him (Kory Jones of L.A. Fremont and Leo Settle of L.A. Dorsey along with Howard and Volsan) to have a two meter lead three-quarters of the way through the turn. With long-sprinting gears no one in this state has at this time (and probably no prep locally ever has had outside of Henry Thomas or Quincy Watts), Harrison stormed past the pack, including 100 winner Howard, in a shockingly easy manner, with a sustained final 130 meter burst that had him steadily edge away to a 21.13 (wind -2.30 mps)-21.53 win over Howard, with Volsan third at 21.55.

Finals:

National Record: 20.0, Roy Martin, Dallas, TX (Roosevelt), 1985. State Record: 20.77, Henry Thomas, Hawthorne, 1984

Wind: -2.30

1. Calvin Harrison (12) NoSalinas	21.12
2. Bryan Howard (10) Cyn Spr	21.53
3. Anthony Volsan (12) Merced	21.55
4. Pat Johnson (12) Redlands	22.04
5. Shon Lewis (12) Wilcox	22.22
6. Leo Settle (11) Dorsey	22.23
7. Kory Jones (12) Fremont	22.25
Andre DeSaussure (11) Taft	DQ
Edward Turner (12) Momingside	DNS

Heat 1: Volsan 21.27, 2. DeSaussure 21.55, 3. Johnson 21.57, 4. Stoney Jordan (Indio/11) 21.60, 5. Alvin Harrison (NoSalinas/12) 21.66, 6. Jere Miller (P. Henry/11) 22.31, 7. Thomas Washington (Central/11) 22.63, 8. Jared Wilson (Montgomery/11) 22.88, 9. Ryan Scott (Shasta/12) 23.03.

Heat 2: 1. Harrison 20.86, 2. Jones 21.41, 3. Brian Lewis (Highlands/12) 21.77, 4. Walter Smith (McAteer/12) 21.78, 5. Kevin Devine (Nogales/12) 22.13, 6. Tyree Reed (DeAnza/11) 22.31, 7. Jason Hayes (Mira-Mesa/12) 22.41, 8. Marlow Monroe (St. Marys/10) 22.82, Jamie Houston (Lemoore/11) DNF.

Heat 3: 1. Howard 21.06, 2. Edward Turner 21.17, 3. Lewis 21.40, 4. Settle 21.55, 5. Lindsey McDonald (Merced/12) 21.75, 6. Jamal Mitchell (Mt. Miguel/12) 21.86, 7. Dwayne Ferguson (Hoover/12) 22.54, 8. Akinshe Paige (OakTech/12) 22.59, 9. Leon Callen (Alhamb/9) 22.64.

400 Meters

The 400 had developed into a fine event statewide. Jack Beloney (Oak Grove, San Jose) had raced sub-48.0 early on, with a 47.40 best, but far behind the shocking Calvin Harrison (see 200 story above), who came into the State Meet weekend(s) with an amazing 45.92! Andre DeSaussure (say it 'Day-



CALVIN HARRISON
--200 & 400

Photo by Bill Cockerham

sha-shure"), last year at Royal of Simi Valley with a fine 48.37 as a soph, had improved mightily at Taft of Woodland Hills, racing 47.1 (along with 20.93w and 10.59w bests in the sprints). Michael Granville (Bell Gardens), a frosh who had shocked

with a 1:51.61 national frosh class 800 meter win at the Arcadia/Foot Locker Meet in mid-April, interestingly picked the 400 to concentrate in the late season, taking the Southern Section title at 47.24.

In Friday's Prelim action, Heat 1 featured Calvin Harrison and DeSaussure, with North Riverside's Jason Campbell out quickly before Calvin blew by the field during a steady backstretch move that had him roll by the 200 at 21.7, the 300m mark at 33.3, then finishing in a shocking 45.83! The State record is 45.7 by Chip Rish (Marina, Huntington Beach) from 1985, with Calvin's shocker here intrinsically better on the watch (.14 subtracted from the electronic time).. DeSaussure finished seemingly in the next county with his fine 47.37 in second. Michael Granville sat back of Ethan Taub (Foothill, Santa Ana) through a 23.2 first 200 in Heat 2, with the super-frosh rocketing the second turn in 11.4 (45.8 paces!), emerging on the straightaway with a lead that he held on into the tape at 47.98 (James Davis of Wood in Vacaville was next at 48.63). In Heat 3, Jack Beloney emerged over the final 150 meters after running evenly with Derek Favorite (Centennial, Corona) through a 22.9 200m, winning at 47.87 over the Southern Section star.

Jack Beloney (Oak Grove, San Jose) was the lone no-show for the Finals (lane 4), with Andre DeSaussure (lane 6) a quick starter one lane outside of Calvin Harrison in, at 11.0 through the first 100m around the turn. Down the backstretch, the thin, seemingly effortless striding Harrison edged up to the early leader, with the duo crossing the 200m point at 22.0. During the third 100m around the turn Harrison showed why he will be world-class, if he can stick with

the sport, blasting 11.1 through by the 300m mark at 33.3, rolling down the straightaway with a lead that grew from nearly twenty meters by the finish. It was certainly a ve- cial effort, with the official 45.25, a National Federal Best (old 45.5 Anthony Krum and Deon Minor of Taft) with the mark making Calvin #4 prep in U.S. history. Henry Thomas's 45.09 is among California high schoolers, with Harrison a chance Darrel Robinson's (Wilson, Ma, Wa) 44.69 from 1985. ing Junior National and P. Junior action through July. Maybe there is another A Juantorena down in Cuba can come to Winnipeg for Pan Am Junior Champion on July 16th and given C run for his money. Preps just run close to 45 seconds without competition. Calvin day at the State Finals was of the most special in California history!

Finals:

National Record: 45.25 Calvin Harrison, North Salinas, CA, 1993. State Record: 45.25, Calvin Harrison, North Salinas, 1993

1. Calvin Harrison (12) NoSalinas
2. Andre DeSaussure (11) Taft
3. Michael Granville (9) Bell Gardens
4. John Lockard (12) Logan
5. Atlas Kendricks (12) Bkfld
6. Derek Favorite (12) Centennial
7. Ethan Taub (11) Foothill/SS
8. James Davis (11) Wood, Vacaville

Note: Calvin Harrison broke the national mark of 45.5 set by Anthony Kefauver of Needville, TX in 1981, and equaled the Haley of Texarkana, TX in 1981. Deon Minor of Paris, TX, in 1991, broke the state record of 45.7 set by Na High's Chip Rish in 1985.

Heat 1: Harrison 45.83, 2. DeSaussure 47.37, 3. Kendricks 48.16, 4. Lockard 48.33, 5. Jason Campbell (North Riverside) 49.04, 6. Jere Miller (P. Henry) 49.56, 7. Matt Wright (Nevada) 50.21, 8. Derrick Gardner (Skyline) 52.26, Marlow Monroe (St. Marys) DNF.

Heat 2: 1. Granville 47.98, 2. David Taub 48.87, 4. Walter Smith (12) 48.97, 5. Charles Felton (Weed) 49.10, 6. Doug Boyd (St. Marys) 49.10, 7. Chad Dukeshier (Bullard/11) 50.00, Jason Payne (Mt. Carmel/12) 51.00

continued on page 2

F / Reebok California State Meet

San Fern/12) DNF.
 Beloney 47.87. 2. Favorite
 Jimmy Hutsell (Cypress/11)
 Wayne Armour (Bkld/10) 49.41.
 Williams (Dorsey/11) 49.54. 6.
 Snair (East Union/12) 49.57. 7.
 Coleman (El Cerrito/12) 49.79. 8.
 Taylor (Crawford/11) 50.00. 9.
 Gams (Pierce/12) 52.54.

Meters

two lap event was a very
 ting, and fast one this
 Brian Wilkinson
 d) had run prep history's
 early season time with
 9.50 at the Fresno Re-
 early April, with the Sac-
 n section star then pro-
 g to blow out an ankle in
 up basketball game the
 of the Arcadia/Foot Lock-
 t. Michael Granville (Bell
 ns), a very talented age-
 r, shocked with a nation-
 record 1:51.61 win at
 Arcadia/Foot Locker affair.
 Armour (Bakersfield)
 50.23 in the Central Sec-
 als. Nathan Woods (Du-
 52.2 along the way in
 m action, with stylish
 Jesse Camp (Lakeside,
 tan) 1:52.04 to win the
 go section. Wilkinson
 d to stick to the 1600m
 it the state meet, with
 le dropping to the 400
 mpionship action, there-
 ing a bit of the luster from
 int, but it would still turn
 e something very spe-

ly Prelim action had Ar-
 ast out in Heat 1 through-
 y 53.2 half lap splits,
 eight meter lead at the
 y point. The Bakersfield
 continued to push
 the 600 at 1:22.4, then
 ff to a 1:54.16 six meter
 r Isaac Turner (Bur-
 :55.11. Jesse Camp,
 a smooth rhythmic arm
 ased past Adnan Gar-
 sevelt, Fresno) during
 200m in Heat 2 to win
 -1:55.36. Josh Quintal
), the latest two lap

star from Coach Rod Kausen's
 middle distance factory, lead
 Heat 3 through a 53.2 400m
 over Nathan Woods, with the
 Duarte star taking over through
 a 1:22.7 600m before cruising in
 to a 1:54.12 win.

The Finals turned out to be a
 replay of the late March Pasad-
 ena Games, where Nathan
 Woods and Vondre Armour
 blasted out from the gun, with
 Woods breaking first (finishing
 in 1:55.19) and Armour racing
 on to a 1:52.71 victory. Here,
 the early pace was a bit quicker,
 with Woods out of lane 5 and Ar-
 mour out of 6 deciding neither
 was going to back down a bit
 through the second 100 meters
 after the cut, blazing through
 200 meters under 24.0 sec-
 onds. The tough running contin-
 ued through the 400 meter mark
 at 50.0, with Armour having a
 two meter lead at that point and
 the rest of the field 30 yards to
 the rear. The Bakersfield star
 started to edge away after the
 first lap point, steadily edging
 away around the turn and down
 the backstretch. By 600 meters
 (1:18.5) the race was over, with
 attention focused on Armour's
 ability to hold together and try to
 get under 1:50.0. Woods held
 on to second until 100 meters to
 go, with Jesse Camp leading the
 charge past the tiring star (Na-
 than would finish sixth at
 1:58.28). Up front, Armour fin-
 ished respectably to miss the
 1:50 barrier by an eyelash
 (1:50.13), with Camp's 1:52.97
 in second probably making this
 800m race the one with the wid-
 est winning margin in state meet
 history. With some serious
 preparation between now and
 next year, Vondre Armour can
 challenge the 1:46.58 National
 Prep Best by George Kersh
 (Mississippi) from 1987. His vir-
 tually solo effort once the run-
 ning became tough here was
 most impressive!

Finale:
 National Record: 1:47.31, Pete
 Richardson, Berkeley, CA, 1981. State
 Record: 1:47.31, Pete Richardson,
 Berkeley, CA, 1981.

- | | |
|---------------------------------|---------|
| 1. Vondre Armour (11) Bkld | 1:50.13 |
| 2. Jesse Camp (11) El Capitan | 1:52.97 |
| 3. Adrian Garcia (12) Roosevelt | 1:54.19 |
| 4. Matt Silva (11) San Pasqual | 1:54.40 |
| 5. Anthony Wheeler (11) Dorsey | 1:55.45 |
| 6. Nathan Woods (12) Duarte | 1:58.28 |
| 7. Paul DeLaCerde (12) Hart | 1:59.93 |
| 8. Tad Heath (12) Foothill/SS | 2:01.19 |
| Isaac Turner (12) Burbank | DNS |
- Heat 1: 1. Armour 1:54.16, 2. Turner
 1:55.11, 3. Shawn Cooper (Pasadena/12)
 1:56.52, 4. Jason Williams (Gunn/10)
 1:56.88, 5. Scott Kolenic (Rancho Bernardo/
 12) 1:57.38, 6. Bevan Brian (Woodland/11)
 1:57.83, 7. Josh Rogin (Piedmont/12)
 1:58.86, 8. Andy Anderson (Yreka/11)
 1:59.09, 9. Rick McCray (Carson/12)
 2:00.29.
- Heat 2: 1. Camp 1:55.12, 2. Garcia
 1:55.38, 3. DeLaCerde 1:55.92, 4. Ramon
 Clark (Dorsey/12) 5. Jon-Evan Homsby (St.
 Marys/10) 1:58.92, 6. Dean Colin (O'Dowd/
 12) 1:58.94, 7. Mike Powers (Fremont/11)
 1:57.94, 8. Damarcus Thomas (Lincoln/10)
 2:06.64, 9. Dan Good (San Juan/12)
 2:08.65.
- Heat 3: 1. Woods 1:54.12, 2. Heath
 1:54.86, 3. Silva 1:54.87, 4. Wheeler
 1:56.07, 5. Josh Quintal (Fortuna/11)
 1:56.13, 6. Jose Muranda (Roosevelt/11)
 1:56.48, 7. Tim Welsh (Collfax/12) 1:57.04,
 8. Brandon Mosher (Pioneer/12) 1:58.20, 9.
 Mark Gladney (Oakland/11) 2:13.55.

1600 Meters

A truly hot event had eight
 under 4:15.0 coming into the
 State Meet. Brian Wilkinson
 (Merced) had preceded his
 1:49.50 800m in early April's
 Fresno Relays the same day
 with a solo 4:08.7 1600m Dis-
 tance Medley Relay 1600m ba-
 ton effort, with comfortable local
 wins after his recovery from a
 serious ankle sprain spiced with
 a 47.5 4x400m relay carry. The
 weekend previous to the State
 Meet re-run Brian had destroyed
 a top group gathered from
 around the nation for the Nation-
 al Scholastic affair at UCLA with
 a 2:00.6 final 880 and 58.7 final
 440 during a 4:11.51 win.
 Pleasantly surprising was a
 group from the San Diego sec-
 tion, with junior Mark Hauser
 (St. Augustine) taking African
 native Mebratom Keflezighi (say
 it "kah-fles-key") 4:11.33-

4:11.82 with Nazario Romero
 (San Pasqual, Escondido) next
 at 4:12.24. Ryan Wilson (Ago-
 ra) led the Southern Section
 charge at 4:12.82 with Morris
 Giddens (Gardena) 4:14.62
 from the L.A. City.

Friday's two heat set-up had
 the first race group gauge their
 efforts off of Wilkinson, with
 Mark Hauser (2:10.7 800m),
 then Ryan Wilson (3:14.6
 1200m) joining the Merced star
 at the two and three lap points.
 Surprising Angel Ibarra (Righel-
 ti, Santa Maria), coached by
 Louie Quintana's father, chal-
 lenged for the lead down the fi-
 nal backstretch, with Wilkinson
 putting the field away with a
 29.1 final 200m (4:15.37), with
 Giddens (4:16.22), Ryan Wil-
 son (4:16.71), and Ibarra
 (4:17.12) also qualifying.
 Hauser faded to sixth in
 4:22.88. Heat 2 had a pack of
 five separate once the serious
 running start, with Mike Prindi-
 ville (De la Salle, Concord)
 joined by Hart (Newhall) stars
 Brett Strahan and Gavin Kling-
 er, with Mehbratom Keflezighi
 and Nazario Romero in the up-
 front jockeying. The 800m was
 passed at 2:07.2, with a 3:11.6
 1200 having the long and com-
 fortable striding Keflezighi ac-
 celerate to a 10 meter lead at
 the 1400m point at 3:42.9 (31.3
 first 200m in final lap), with the
 field content to allow the San
 Diego High star to race away to
 a 4:13.07 win. Romero
 (4:15.07), Strahan (4:15.31),
 Prindiville (4:17.57), and Juan
 Pinal (Overfelt, San Jose)
 (4:17.67) took the other quality
 ing spots.

A two-week delayed Final
 had Juan Pinal take the event
 out at 29.7 for the first 200m
 and a 61.6 first lap with the en-
 tire field within seven meters.
 No one made the decision to
 really go for broke in the event
 early on, with the 600 meters
 rolling by at 1:34.0 (4:18.0

continued next page.

CIF / Reebok California State Meet

1600m pace for the lap after the first 200) with Pinal leading and Wilkinson sitting on his shoulder. At 700 meters Hart (Newhall) star Brett Strahan had enough, racing by down the homestretch before the 800m point (passed at 2:06.4), with Wilkinson responding as the Hart soph pressed the first 100m of the third lap, and Keflezighi racing by at the 1000m point at 2:38.2, with five athletes (Keflezighi, Wilkinson, Giddens, Strahan, and Prindville) separating and within four meters of each other at 3:10.0 for 1200 meters. Keflezighi would not lead Wilkinson by during a 15.0 first 100m (60.0 400m pace) of the final lap. A 14.1 burst down the backstretch 100m (56.4 400m pace) had Wilkinson charge by, with the Merced star continuing constant pressure through 14.6 (1500m 3:53.6) and 14.6 100 meter segments during a 58.2 final lap that had him run 4:08.13 to win over the surprising Morris Giddens of Gardena (4:10.50).

Wilkinson, the National Scholastic Indoor and Outdoor Mile Champ, has been virtually unopposed lately against Prep competition, is another who thankfully has chosen to continue his season on to the Junior USA Track & Field Championships in Spokane, Washington, in late June, where the under-age 20 variety of competition there will include some collegiate frosh stars, the likes of 3:45.50 1500m star Eric O'Brien (North Carolina), who should sufficiently challenge our Golden State star.

Finals:

National Record: 3:58.30, Jim Ryan, Wichita, KS (East), 1965. State Record: 4:05.4, Mark Schilling, Garden Grove, 1972
 1. Brian Wilkinson (12) Merced 4:08.13
 2. Morris Giddens (12) Gardena 4:10.50
 3. Mebrahtom Keflezighi (11) SD 4:11.48
 4. Mike Prindville (12) DeLaSalle 4:11.88
 5. Brett Strahan (10) Hart 4:14.08
 6. Juan Pinal (12) Overfelt 4:15.91
 7. Nazario Romero (12) SanPasq 4:16.53
 8. Angel Ibarra (12) Righetti 4:22.54

9. Ryan Wilson (12) Agoura 4:30.00
 Heat 1: 1. Wilkinson 4:15.37, 2. Giddens 4:16.22, 3. Wilson 4:16.71, 4. Ibarra 4:17.12, 5. Eric Dunn (Arroyo Grande/11) 4:20.28, 6. Mark Hauser (St. Augustine/11) 4:22.88, 7. Rick Esponda (Casa Grande/12) 4:23.81, 8. Nathan Craig (Anderson/12) 4:25.12, 9. Jed Saueressig (Yosemite/12) 4:27.85, 10. Alvaro Mejia (Birmingham/11) 4:28.29, 11. Chris Maier (AmadorVly/11) 4:29.05, 12. Terry Hickey (Foothill/12) 4:30.99, 13. Greg Tademy (Silver Crk/11) 4:31.06.

Heat 2: 1. Keflezighi 4:13.07, 2. Romero 4:15.07, 3. Strahan 4:15.31, 4. Prindville 4:17.57, 5. Pinal 4:17.67, 6. Gavin Klinger (Hart/11) 4:19.98, 7. Ricky Chavez (Madera/11) 4:20.05, 8. Alejandro Ramirez (AA Stagg/11) 4:24.10, 9. Charles Williams (Hogan/12) 4:28.71, 10. Danny Sikiric (Gundersen/9) 4:29.02, 11. Brock Tessman (Monte Vista/11) 4:30.02, 12. Peter Gilmore (Pac Palisades/10) 4:36.57, 13. Yonathan Asmeron (McAteer/10) 4:43.59, 14. Sekai Kidane (Skyline/10) 4:48.67.

3200 Meters

The 3200 featured a very strong Southern Section group, with Dan Minami (Peninsula, Rolling Hills) (9:04.13), Margarito Casillas (Hoover, Glendale) (9:04.14), Jaime Martinez (Orange) (9:05.48), Shawn Frack (Esperanza, Anaheim) (9:06.70), and Mike Love (Katella, Anaheim) (9:07.03) who were all capable of a bit faster.

Matt Farley (Jesuit, Sacramento) (9:05.11) and super soph Jason Balkman (Lynbrook, San Jose) (9:06.90) showed potential to run with anyone off their bests in the Arcadia/Foot Locker Meet, with Mehbratom Keflezighi (San Diego) (9:11.76) an impressive San Diego section doubler, and assorted other 9:15- 9:25 types who could improve with competition. What the event needed was someone willing to go out well under 4:30 for the first 1600m, get some pacing pressure the next couple of laps, with the result a flock of sub-9:00's (but that's often the stuff that dreams are made of). What happened was an interesting competitive struggle.

Matt Farley (Jesuit, Sacramento) became the event's des-

ignated "pace-setter," rolling out at 65.7 for the first 400, pressing through a 1:39.3 600 (33.6 third 200, close to 9:00 pace). Up to the 800 point the pace started to lag a bit, with Jaime Martinez (Orange) and Mebratom Keflezighi (San Diego) with Farley at 2:15.0 (35.7 last 200-- about 9:25 3200 pace). The next laps continued at this 70-71 tempo, with 3:25.2 1200, 4:36.2 1600m, and 5:46.2 2000m splits, with Farley pressing just enough to stay ahead of any challenges. There were eighteen athletes within fifteen meters through the five lap point. At the end of five laps Keflezighi had enough, definitely picking the pace up, with Farley, Martinez, Margarito Casillas, and Jason Balkman beginning to slightly edge away from the field. The San Diego High School leader took 33.9 for the first 200 of lap six, with the tough 1600m event showing slightly on the San Diego star the next 200, where he slowed to 34.0 for 6:56.0 at the end of six laps (67.9 lap six). Keflezighi, Farley, Casillas, Martinez, and Balkman were single file with two laps to go, with Farley pressing a 68.2 seventh lap to take a five meter lead over Keflezighi at the gun. Farley's 33.4 and a 31.2 200's over the final lap were much more than anyone else in the field could handle, with Coach Walt Lange's latest distance star a full five second winner over Keflezighi at 9:04.39, with he San Diegan finishing out a fine double this weekend with his 9:09.26 in second.

Finals:

National Record: 8:41.5, Steve Prefontaine, Coos Bay, OR (Marshfield), 1969. State Record: 8:44.9, Eric Hulst, Laguna Beach, 1976
 1. Matt Farley (11) Jesuit/Sacto 9:04.39
 2. Mebrahtom Keflezighi (11) S D 9:09.26
 3. Margarito Casillas (12) Hoover/GI 9:13.81
 4. Jaime Martinez (11) Orange 9:51.85
 5. Mike Love (12) Katella 9:17.67
 6. Matt Creason (11) Eureka 9:17.88
 7. Jason Balkman (10) Lynbrk/SJ 9:18.67

8. Devin Elizondo (11) Miss Bay
 9. Dan Minami (12) Peninsula
 10. Ricardo Brewer (12) NoBkfld
 11. Marc Lawson (12) Clovis West
 12. Steve Brown (11) Piedmont
 13. Jason Perscheid (12) Jes/Sac
 14. Fred Bailon (12) Garfield
 15. Neal Harder (11) Gunn
 16. Dave Braden (12) Amador Vly
 17. Jaime Moreno (12) Roosevelt
 18. Aaron Gillen (9) Yreka
 19. John Orsco (12) Taft/CE
 DNS--Shawn Frack (Esperanza)/Starad Knutsen (Del Campo/11), Steve (Livermore/10), Alvaro Mejia (Birmingham/11), David Chavez (Pioneer/12), D. Gohike (Skyline-Oak/9), Jeremy (Lowell/12).

110 Meter High Hurdles

The Highs was one of the events where on the State weekend(s) a true star of the event emerged, with a singular effort in the event's race.

Gerald Stamps (Muir, Arcadia) took the Arcadia/Foot Locker showdown at 14.19 with Gerimi Burleigh (Upland) (14.32), Drue Powell (Redwood City) (14.39), and L.A. City winner in what is called a 13.99 wind-aided start race, and Section C runner Doug Ridge (American Canyon) (14.22w-14.59), Danny Perryman (Lemoore) (14.39) and Kyle O'Neil (Bella Vista, Fair Oaks) (14.42w-14.59) were successful during the year.

In Friday's State Preliminary Heat 1 featured a showdown between Drue Powell and Gerald Stamps, with Powell winning over after the second hurdle and Stamps closing with a rush that had the Resec who was slowed in the season by injury, winning 14.19w (+2.6)-14.23w. 14.2, Hart (Newhall) junior, Medearis blasted the last of the event with a 3.1 m per second wind in his best race ever, a 14.11w. He Danny Perryman impressed a smooth 14.28 (wind +1) over Bruce Dunams (Northridge) 14.39.

continued next

F / Reebok California State Meet

Finals race had Dunams (2), O'Neil (Lane 3), and Harris (Lane 5) absent, giving the event kind of an empty feel. Powell, fifth in the Nationalistic Outdoor Meet (Sw) the previous weekend, was not many of the nation's best came here with a special nomination. The Reseda runner burst out from the gun, showing speed and snap-down over the hurdles in a style that no other athlete had come close to this year, gaining a three medal with the fifth hurdle, and staying away to win the event by 1.90 meters in a style that did not reach, Steve Caminiti, a top performer for Crespi of Ennis in the early 1960's, very impressive. The time was a very impressive 13.87 (wind +1.90) the #6 time run by a prep runner this spring. Gerald Stamps (Muir), running for team in the tight battle there, second in a fine lifetime of 14.23.

Finals:
National Record: 12.9, Renato de la Haza, Farwood, NJ (Scolch Plains), State Record: 13.41, Steve Kerho, Viejo, 1982.
1.90
Powell (12) Reseda 13.87
Gerald Stamps (12) Muir, Pas 14.23
Tyrin Perryman (12) Lemoore 14.40
Ron Jones (11) Arroyo Grande 14.55
Tim Burtleigh (11) Upland 14.67
Tyrin Barmhill (12) Mtn View 15.38
Bruce Dumas (No Riverside/12), Kyle Jella Vista, Fair Oaks/11), Jason Medearis (Hart/11).
Powell 14.19, 2. Stamps 14.23, 3. Harker (Bld/11) 14.63, 4. Coke Edlamine/11) 14.81, 5. Anthony Perry (St. Marys/11) 14.84, 6. Bradr (St. Marys/12) 14.90, 7. Manuel by (San Juan/11) 15.35, 8. Marcus (Ran Bernardo/11) 15.47, 9. Wilton (Galileo/9) 15.82.
1. Medearis 14.11, 2. O'Neil 14.36, 3. Harker 14.37, 4. Barmhill 14.62, 5. Tom Mira Mesa/12) 14.83, 6. Charlton Washington/12) 14.86, 7. Tyrin Highland/12) 15.00, 8. Jake Brazie 15.83, Jimmi Banks (San Leandro/11).
1. Perryman 14.28, 2. Dunams Jones 14.40, 4. Chris Buddin (Orn/12) 14.85, 5. Nam Duong (Silver 5.02, 6. Doug Ridge (American/ 5.7, Eric Imhoff (Patterson/11)

15.08, 8. Danny Haag (Granada Hills/11) 15.12, 9. Fred Samuels (Fremont/12) 15.82.

300 Meter Intermediate Hurdles

Ken Haslip (Muir, Pasadena) had run a super 37.20 in late March's Pasadena Games, exhibiting a stride pattern and special determination that made him appear unbeatable this season. Kyle O'Neill (Bella Vista, Fair Oaks) had 37.58, with Coke Edmon (Bellarmine, San Jose) 37.67 and Sac Joaquin Section Champ Adrian Williams (River City, West Sacramento) (37.6) successful during the spring.

Haslip blasted a 37.09 to win Heat 1 in the Prelims by over a second. Coke Edmon was out quickly in Heat 2, with Adrian Williams charging by to win at 38.07-38.38 over Jason Medearis of Hart in Newhall. Sophomore Anton Hector (Esperanza, Anaheim), part of a very impressive young group of sprinters at the Orange County Football power that Coach Al Britt had to spread out into some other events, took Heat 3 at 38.43, finishing strongly to edge early leader Ruben Parrish (Atwater).

The Finals race had Haslip and others dragged back out from Spring Football to get their heads back into track once again. We suspect empty lanes one (Omar Anderson of Warren, Downey), four (Kyle O'Neil, Bella Vista, Downey) and seven (Jason Medearis, Hart, Newhall) never made it back off the spring gridiron field. Haslip (Lane 5) and Bryan Casey (American, Fremont-Lane 9), the Mt. SAC winner, were out quickly, with Haslip taking over by three meters through a 24.1 200m (the same time from his Prelims race two weeks previous). Down the homestretch it was Adrian Williams (River City, W. Sacramento) who mounted a

charge, that kept Haslip honest to the tape, with the Sac Joaquin star almost outcleaning the Muir flash, who seemed to ease off slightly at the tape. The Muir junior did end up the winner by a bare .03 seconds 37.80-37.83.

Finals:
National Record: 35.32, George Porter, Lompoc, CA (Cabrillo), 1985. State Record: 35.32, George Porter, Lompoc, CA (Cabrillo), 1985.
1. Kenny Haslip (12) Muir, Pas 37.80
2. Adrian Williams (12) River City 37.83
3. Charlton Jordan (12) WashLA 38.72
4. Bryon Casey (12) American 38.92
5. Anton Hector (10) Esperanza 39.02
6. Reuben Parrish (12) Atwater 39.57
DNS-Omar Anderson (Warren/11), Kyle O'Neill (Bella Vista, Fair Oaks/11), Jason Medearis (Hart/11).
Heat 1: 1. Haslip 37.09, 2. O'Neill 38.13, 3. Jordan 38.56, 4. Casey 38.57, 5. Rob Walling (Foothill-NC/12) 39.88, 6. Eddie Bautista (San Pasqual/11) 39.89, 7. Danny Perryman (Lemoore/12) 40.02, 8. Paul Koelitz (Chester/12) 40.95, 9. Rickey Velasco (Bellarmine-CC/12) 41.24.
Heat 2: 1. Williams 38.07, 2. Medearis 38.38, 3. Coke Edmon (Bellarmine-CC/11) 38.91, 4. Mel Leta (Saddleback/11) 39.01, 5. Jason Brownlee (Hamilton/11) 39.07, 6. Tyrin Prince (Highland-CE/12) 39.57, 7. Mark McDonald (American/12) 40.16, 8. DeAndre Montgomery (Castlemont/11) 40.57, 9. Karl Stevens (Bonita Vista/12) 40.62.
Heat 3: 1. Hector 38.43, 2. Parrish 38.49, 3. Anderson 38.83, 4. Henry Barmhill (MtnView/12) 39.21, 5. Brandon Cober (St. Marys/12) 39.22, 6. Daniel Ruiz (Madera/11) 39.47, 7. Devin Smith (Helix/12) 39.98, 8. Roberto Gutierrez (Banning/12) 41.13, 9. Edward Stepney (Galileo/12) 43.04.

400 Meter Relay

This very explosive event is always one where team titles are sorted out, with mistakes, come-throughs, and "heads-up" challenges making things very, very exciting. Muir (Pasadena) was the state leader at 41.43, with the Bryan Howard-anchored Canyon Springs (Moro Valley) group 41.51, Merced (41.57), North Salinas (41.63, Vallejo (41.5), and Bakersfield (41.7) all quick and significant parts of the team struggle. There would be flyers on the anchor for most of these squads!

Prelim Heat 1 action had Merced's Lindsey McDonald

blow the race open down the backstretch, with the leading team's Anthony Volsan getting the baton with a three meter lead over Canyon Springs (Bryan Howard) and University City (San Diego) (Paul Turner, Volsan cruised a 9.5 flying at 100m, with the team totalling 41.63, with Howard 9.4 (Canyon Springs 41.76 for 2nd), and Turner 9.4 (Uni City 42.03 for 3rd). Heat 2 had North Salinas and Alvin Harrison take the lead with a big backstretch leg #2, with Highlands (North Highlands) executing a fine final baton pass, putting Brian Lewis in the lead, where he blasted 9.5 for the Highland winners (41.99), with Calvin Harrison 9.6 for North Salinas (42.2 in second). Muir took Heat 3 at 42.14 over Vallejo (42.33).

The Finals race had Merced in Lane 5, use tall powerful Lindsey McDonald to take over the lead with a screeching backstretch leg number two, with a very consistent John Muir team taking over the lead at the start of the final leg. With a flock of individual flyers on the anchor the action was hot! Merced's Volsan blasted the quickest anchor, with the USC-bound wide receiver cranking a 9.4, with his Merced squad totally 41.42. Muir was second at 41.53, with Calvin Harrison storming 9.6 on the final leg for North Salinas's 41.63. Bryan Howard was 9.5 for Canyon Springs's 41.70 in 4th, with Paul Turner 9.6 for University City's 41.86 fifth place squad. Interestingly, as opposed to most other years, the favored teams in the point struggle, Merced, Muir, and North Salinas, escaped unscathed from this event that has been known to "snake-bite" many other favored groups.

Finals:
National Record: 39.9, Austin Jasper HS, TX 1991. State Record: 40.24, Hawthorne, 1989.

continued next page.

CIF / Reebok California State Meet

1. Merced	41.42
2. Muir, Pasadena	41.53
3. North Salinas	41.83
4. Canyon Springs	41.70
5. University City	41.86
6. Vallejo	42.01
7. Highlands	43.24
8. Bakersfield	43.34
9. San Diego	44.33

Heat 1: 1. Merced 41.83, 2. Canyon Springs 41.78, 3. University City 42.03, 4. McAteer 42.75, 5. Washington, LA 42.85, 6. Yerba Buena 42.95, 7. Hoover, CE 43.01, 8. Skyline 43.52 Benicia DNF.
Heat 2: Highlands 41.99, 2. North Salinas 42.02, 3. Bakersfield 42.14, 4. San Diego 42.44, 5. Diamond Bar 42.51, 6. Gahr 42.85, 7. St. Mary's 43.59, DQ /passed out of zone-James Logan and Fremont/LA.
Heat 3: 1. Muir 42.14, 2. Vallejo 42.33, 3. Jorsey 42.53, 4. Wilcox 43.29, 5. DeAnza 43.40, 6. Lemoore 43.44, 7. Leuzinger 43.60, 8. El Camino 43.83, 9. West Valley 44.60.

1600 Meter Relay

Every track fan's dream came true in this event, with the state meet team title on the line between the favored teams, with the state's top athlete getting the baton back far enough to present a fair challenge. The Finals run here was a great close to the State meet "re-run."

North Salinas, featuring screaming legs from Alvin and Calvin Harrison, had run 3:14.97 during the spring, with solid Foothill (Santa Ana) group (3:15.09), defending champions Morningside (Inglewood) (3:15.43), Muir (Pasadena) (3:16.23), and Bakersfield (3:16.71) dangerous.

Heat one in the Prelims had Alvin (47.1) on leg two, and Calvin (45.3) on anchor, taking North Salinas (3:14.73) to a win over Highlands (North Highlands) (3:17.84). Some revenge was in store here for the 100m baton event earlier in the evening, Highlands had defeated the North Salinas crew. It would turn out that the North Salinas group would be warned in the Finals "re-run" day to be careful about behavior that could be interpreted as "taunting" teams they were competing

against which could result in disqualification.

Heat 2 in the Prelims had Vondre Armour screech a 46.6 anchor leg to edge Foothill (Santa Ana) 3:14.98-3:14.99. Morningside, headed for their usual fine peak at this meet, took Heat 3 with steady 49.5-49.2-50.3 and a 47.8 anchor from Edward Turner in their 3:16.80 twelve meter win over Muir (3:18.26), with Ken Haslip 48.3 on the anchor.

The Finals race was a classic. Merced, slowest qualifier for the 4x400 final at 3:20.31, was in first place as a team going into this final event with 34 points, with North Salinas and Muir, also in the 4x400 final, next with 26. Relay teams had sufficient motivation to run! Basically, North Salinas had to beat Merced by five places to win the team title. It appeared Calvin Harrison could do whatever it took to pull the win off, with Merced needing to score better than fifth, a pretty stiff chore, to prevent a North Salinas clear victory. It turned out that Merced was lucky when defending champion Morningside's Edward Turner went to Chicago for the Keebler Invitational and the remaining Monarchs were disqualified for too many steps on the line. Anyway, fans of the sport rubbed their hands in anticipation!

Consistent Muir held the lead through the first leg at 49.5 (Foothill 49.7 was next, with North Salinas way back at 51.3). Alvin Harrison stormed by everyone during the second leg, concentrating on his running totally this week, cranking a 46.0 leg that put his team slightly up on the consistent Foothill squad. North Salinas had a 51.7 third leg, with Foothill 48.4 there to move to a ten meter lead going into the anchor lap. One really forgets how much ground someone who can run 45 seconds can make up on

some other pretty fine quarter milers, with Calvin rather sure of his abilities. As he screeched up to Foothill's Ethan Taub on the backstretch, Calvin was psyched up enough to take the time to turn to the side and tip the baton to the crowd, adding to the crowd's amazement of his abilities as he blasted past the Foothill anchor on the way to a 45.0 split that had his squad win 3:14.19-3:14.99. Taub raced a fine 47.9 for the Foothill team.

Not wanting to ignore any of his fans, Calvin had tipped the baton to the large homestretch crowd twice, drawing an immediate red flag from the officials

This thing was really getting interesting. It turned out that when Coach Ed Barber from North Salinas was called to the Coaches Corner before the start of the State Meet "re-run," he and his team were specifically warned about behavior that might be considered "taunting" or unsportsmanlike towards other teams in the race. It was related that Coach Barber's response was that if it happened again that meet officials should disqualify the team. Oh boy, it seemed like we had to split some hairs here! Meet management huddled in the center of the field with rule books open, trying to interpret if Calvin's behavior, which did not seem directed at any specific athlete, could be interpreted as unsportsmanlike enough to warrant disqualification. After some discussion the North Salinas crew was celebrating, with it obvious that the disqualification not allowed.

Muir did finish fourth in the relay event, with Merced, anchored by Brian Wilkinson at 48.7, fifth at 3:18.70, with the point totals a 36 point tie between North Salinas and Merced for the State team title. It was an amazing close to a very, very interesting 1993 State Meet.

Finals:

National Record: 3:07.40, Hayward CA 1985. State Record: 3:08.99 Berkeley, 1981.

1. North Salinas
2. Foothill / SS
3. Bakersfield
4. Muir, Pasadena
5. Merced
6. St. Mary's, Berkeley
7. Alta Loma
8. Highlands

Morningside

Heat 1: 1. North Salinas 3:14.73, 2. Highlands 3:17.84, 3. Alta Loma 3:19. James Logan 3:20.53, 5. Dominguez 3:21.71, 6. Berkeley 3:22.27, 7. Muir 3:25.36, 8. Crawford 3:29.47, 9. C West 3:27.69.

Heat 2: 1. Bakersfield 3:14.48, 2. Foothill 3:14.99, 3. Merced 3:20.31, 4. Pasquel 3:22.48, 5. Silver Creek 3:22.58, 6. West Valley 3:25.68, 7. West Valley 3:25.68, 8. El Cerrito 3:31.87, Dorsey DNF.
Heat 3: 1. Morningside 3:16.80, 2. North Salinas 3:18.26, 3. St. Mary's 3:19.58, 4. West Valley 3:20.58, 5. Patrick Henry 3:21.11, Washington 3:24.34, 7. Roosevelt 3:29.70, 8. Oakland Technical 3:30.00, 9. C West 3:30.00, 10. C West 3:30.00, 11. C West 3:30.00, 12. C West 3:30.00, 13. C West 3:30.00, 14. C West 3:30.00, 15. C West 3:30.00, 16. C West 3:30.00, 17. C West 3:30.00, 18. C West 3:30.00, 19. C West 3:30.00, 20. C West 3:30.00, 21. C West 3:30.00, 22. C West 3:30.00, 23. C West 3:30.00, 24. C West 3:30.00, 25. C West 3:30.00, 26. C West 3:30.00, 27. C West 3:30.00, 28. C West 3:30.00, 29. C West 3:30.00, 30. C West 3:30.00, 31. C West 3:30.00, 32. C West 3:30.00, 33. C West 3:30.00, 34. C West 3:30.00, 35. C West 3:30.00, 36. C West 3:30.00, 37. C West 3:30.00, 38. C West 3:30.00, 39. C West 3:30.00, 40. C West 3:30.00, 41. C West 3:30.00, 42. C West 3:30.00, 43. C West 3:30.00, 44. C West 3:30.00, 45. C West 3:30.00, 46. C West 3:30.00, 47. C West 3:30.00, 48. C West 3:30.00, 49. C West 3:30.00, 50. C West 3:30.00, 51. C West 3:30.00, 52. C West 3:30.00, 53. C West 3:30.00, 54. C West 3:30.00, 55. C West 3:30.00, 56. C West 3:30.00, 57. C West 3:30.00, 58. C West 3:30.00, 59. C West 3:30.00, 60. C West 3:30.00, 61. C West 3:30.00, 62. C West 3:30.00, 63. C West 3:30.00, 64. C West 3:30.00, 65. C West 3:30.00, 66. C West 3:30.00, 67. C West 3:30.00, 68. C West 3:30.00, 69. C West 3:30.00, 70. C West 3:30.00, 71. C West 3:30.00, 72. C West 3:30.00, 73. C West 3:30.00, 74. C West 3:30.00, 75. C West 3:30.00, 76. C West 3:30.00, 77. C West 3:30.00, 78. C West 3:30.00, 79. C West 3:30.00, 80. C West 3:30.00, 81. C West 3:30.00, 82. C West 3:30.00, 83. C West 3:30.00, 84. C West 3:30.00, 85. C West 3:30.00, 86. C West 3:30.00, 87. C West 3:30.00, 88. C West 3:30.00, 89. C West 3:30.00, 90. C West 3:30.00, 91. C West 3:30.00, 92. C West 3:30.00, 93. C West 3:30.00, 94. C West 3:30.00, 95. C West 3:30.00, 96. C West 3:30.00, 97. C West 3:30.00, 98. C West 3:30.00, 99. C West 3:30.00, 100. C West 3:30.00.

High Jump

A very fine group had developed statewide in this event. Jeff Nadeau (Monroe, Seaside) shocked with a mid-air fall, but he cleared 7-2 1/4, a dual that had the University of California-bound football star take over twenty jumps! Jerrold (Camarillo) had more foot jumps than any athlete in the nation this spring, with best, Todd Kelly (Big Valley) had leaped 7-1/2, with Lloyd (Eisenhower, Rialto) and Brian Carlson (Katella, Arroyo Viejo) 7-footers during the season.

It took 6-7 on your second attempt to make the Finals from Friday evening's prelims. Casualties do happen along the way, with 7-footer Carlson (Lloyd, 6-10 jumpers Jay L. (Sonora, La Habra), Leva Beloney (Del Mar, San Jose), David Shumsky (Palisades, Palisades), Mike Weir (Clovis, Clovis), and Randy Martin (Clovis, Fresno) among the non-qualifiers. Jeff Nadeau, Jerrold Fischer, and Todd Kelly

continued next

F / Reebok California State Meet

records with 6-8 clear-
s in qualifying.

the "re-run" date the High
was one of the first field
s, with some great action
everybody back into the
Meet mode." Art Lloyd
"no-show." Todd Kelly
Jeremy Fischer passed 6-
n Mike Browning (El Capi-
akeside) needing two
and Jim Romero (L.A.
at, Sepulveda) three to
that height that everyone
who decided to jump sailed
on their first attempt. The
6-6 lost no one, with all
rowning (three attempts)
on their first try.

3-8 Jay Lin and Browning
out, placing seventh and
n, respectively, with 6-6
Birmingham (Van Nuys)
James Lincoln was over
n his first trial, with Fischer
Nadeau also over on that
attempt. Todd Kelly
nd 6-8 on his second trial,
Corcoran soph Jon Roby
on his third try, with Jim
ro joining him on clearing
it final attempt. 6-9 lost
n (fifth at 6-8) and Rome-
th same height), with Kel-
cher, and Nadeau contin-
o clear easily.

6-10 the crowd really start-
get into it, with the tall Kel-
ng a moderate paced
i, Fischer a blazing run-in
o take-off, and Nadeau a
hat defies description.
u's style can best be de-
d as "ultra-casual," with
six strides to his entire
o, with only the last three
ng any speed or concen-
o. Jeff's explosion at
ff is as dynamic as any
who has ever appeared
igh Jump apron, with his
oming across as very
o, as contrasted to the
e concentration and
ccelerating run-up of
athletes. It is amazing to
adeau sail over very high

heights with basically a couple
of stride approach!

With only Kelly, Fischer, and
Nadeau left at 6-11, both Kelly
and Fischer passed. Nadeau
was over on his first trial, with
the trio all sailing over 7-0, con-
tinuing to draw great crowd at-
tention. At 7-1 Kelly was close,
but could not clear in his three
attempts, with Fischer requiring
three attempts to be success-
ful, with Nadeau continuing to
delight with a first height clear-
ance. Fischer could not get
over 7-2, despite fine attempts,
with Nadeau missing once, then
sailing over once again to the
crowd's continued enjoyment.
Nadeau then put the bar up to a
State Meet Record 7-3 1/2, fail-
ing to clear despite a group of
good attempts.

Jeff is considered a very fine
prep defensive back, with the
lad appearing to have frighten-
ing potential for the University
of Arizona track team should he
get serious there in the spring.

Finals:

National Record: 7-5 1/4, Dothel
Edwards, Athens, GA (Cedar Shoals),
1984. State Record: 7-3 1/4, Lee Balkin,
Glendale, 1979.

1. Jeff Nadeau (12) Monroe 7-2
 2. Jeremy Fischer (12) Camarillo 7-1
 3. Todd Kelly (12) Big Valley 7-0
 4. Jon Roby (10) Corcoran 6-9
 5. James Lincoln (11) Birmingham 6-8
 6. Jim Romero (12) LA Baptist 6-8
 7. Jay Lim (12) Sonora 6-6
 8. Mike Browning (12) El Capitan 6-6
- Art Lloyd (11) Eisenhower DNS
- Qualifiers: James Lincoln, Art Lloyd, Todd
Kelly, Jim Romero, Jay Lim, Jeremy Fischer,
Jeff Nadeau 6-8; Jon Roby, Mike Browning
6-7.

- Non-qualifiers: Jason Wright (Skyline)
NH, Emmett Keyser (Vintage) 6-2, James
Niето (Valley) NH, Gary Schuler (Folsom) 6-
4, Greg Walker (Pittsburg) 6-2, Casey Tur-
ner (Monte Vista) 6-2, Zeb Giacomini (For-
tuna) NH, Eric Weidon (McAteer) 6-4, David
Shumsky (Pacific Palisades) 6-2, Mike
Scatena (Leland) 6-2, Donnell Harris (North
Sallnas) NH, Jeff Bond (Piedmont) 6-4, Je-
rome Green (Chula Vista) NH, Mike Wooley
(Clovis West) 6-4, Randy Martin (Clovis
West) NH, Brian Carlson (Katella) 6-4, Yu-
suf Hasan (San Diego) 6-2, Levalle Beloney
(Del Mar) 6-7.

Pole Vault

The Pole Vault was maybe
the state's best event this
spring. Tye Harvey (Sonora) led
the nation among preps at 17-1,
with Scott Slover (Leland, San
Jose) (16-10), Jesse Stern
(Harvard-Westlake, North Holly-
wood) (16-4), Brandon Vance
(Los Gatos) (16-3), David Gehr-
ke (Diamond Bar) (16-2), and
Robbie Weighall (Highland, Ba-
kersfield) (16-0) leaders of a
great group!

Qualifying was very tough,
with eight qualifiers at 15-4 and
one at 15-0. There was not room
for the fifteen fifteen-footers
who qualified for the prelims to
move on to the Finals, with Da-
vid Gehrke the only of the 16-
footers to not move on.

The "Re-run" Meet date had
some tricky winds, making Cer-
ritos, as it often is, not a real
pleasurable place to get your
timing down consistently in the
Vault. There was some good,
but not the great vaulting one
hoped for.

The bar started at 14-2, with
Ben Stark (Porterville), the lone
15-0 qualifier (all others cleared
15-4 in the Prelims), needing
three attempts to be successful
there. Robby Weighall (High-
land, Bakersfield), Brandon
Vance (Los Gatos), Tye Harvey
(Sonora), and Scott Slover (Le-
land, San Jose) passed that
first height, with Vance flubbing
up as he failed to clear the next
14- 8 standard, with Stark also
going out at that level. Seven
were still in as the bar was
raised to 15-2, with Gary Van
Sluis (El Modena, Orange),
Chris Buddin (Orange Glen, Es-
condido), Jesse Stern (Harvard-
Westlake, North Hollywood),
and Tom Ryan (Bellamine, San
Jose) clearing. At 15-2 both
Harvey and Slover passed,
showing supreme confidence,
with the other five left men-
tioned above all clearing that



SCOTT SLOVER - PV
Photo by Bill Cockerham

height. 15-6 had Ryan, Stern,
and Van Sluis unsuccessful,
finishing in that order in places
5-6 and 7. Weighall, Harvey,
and Slover were over 15-6 on
their first attempt, with Buddin
taking two attempts to clear.

At 15- 10 Harvey passed
once again, with Buddin miss-
ing three times, and Weighall
and Slover over on their third
trial. Whether it was the wind,
the two week wait, or whatever
it just did not seem that the field
developed the momentum that
one hoped it would. At 16-2
Weighall and, surprisingly, Har-
vey (17-1 best) missed three
times, with Slover again a
strong third effort clearance.
Harvey fell back to third with h
pass at 15-10. Slover had the
bar placed at 16-6, a height th
he could not clear this day.

Finals:

- National Record: 17-9 1/2, Joe Dial,
Marlow, OK, 1981. State Record: 17-0
1/2, Anthony Curran, Crespi, 1978
1. Scott Slover (11) Leland 16-10
 2. Robby Weighall (11) Highland 15-10
 3. Tye Harvey (12) Sonora 15-10
 4. Chris Buddin (12) Orange Glen 15-10
 5. Tom Ryan (12) Bellamine 15-10

continued next page

CIF / Reebok California State Meet

Jesse Stern (12) Harvard 15-2
 Gary VanSluis (12) El Modena 15-2
 Ben Stark (11) Porterville 14-2
 Brandon Vance (12) Los Gatos --
Qualifiers: VanSluis, Buddin, Stern, Ryan, Highall, Vance, Harvey, Slover 15-4; Stark 15-0.

Non-qualifiers: Phillip Kendall (Gallileo) 14-0, Jeremy Tomcik (Polytechnic) NH, Joseph Robinson (Birmingham) NH, Stan Caranza (Belmont) 14-4, Robert Nelson (Lassen) NH, Dan Niederjohn (Newark) 14-4, Chris Kennedy (Monte Vista) 14-0, Mia Shull (Willits) 14-0, Jamie King (Elk Grove) 13-8, Owen Faryna (New Union) NH, Dan Short (Livermore) 13-4, Kevin Kneatsey (Loyola) 14-0, Jason Rice (Milbrook) NH, David Gehlke (Diamond) 14-8, Sergio Alusha (El Rancho) 14-0, David Fipp (La Jolla) 14-8, Justin Garcia (Palmdale) NH.

Long Jump

The State had a respectable group of jumpers this spring, with some of the better athletes--LaMonte Adams (Nogales, La Puente, 23-10 1/4), Jackie Frazier (Madera, 23-10), Chuck Bishop (Taft, 23-9) -- not qualify for the Finals.

Derrick Mitchell (Mt. Eden, Hayward), felt by many to be the State's best all-around jumper, led qualifying with a 24-1/2w (+4.05) effort, with Bryan Clark (Fremont, L.A.) 24-1/4 (+1.05) continuing to surprise. Great all-rounder Edward Turner (Morningside, Inglewood) 23-10 1/2 (+1.1) was a bird. With LeAndrew Childs (Morningside, Inglewood) (23-1/24-8 3/4w seasonal bests) and others along the Finals could be a fine one.

Edward Turner attended the Reebok Invitational in Chicago and was not present for the Finals. The wind was of the aiding variety for the "Re-run" affair, but big efforts were not the order of the day for most. Through the first three efforts by all jumpers, Jesus Reyes (Chino) 23-5 3/4w (+2.69), Bryan Clark 23-2 3/4w (+2.05), and Jamal Chase (Quartz Hill) 23-2 1/2 (+1.82) were the only people out over 23 feet. LeAndrew Childs blew things open on

the fourth round, blasting a 24-0w (+3.10) that withstood a 23-11 3/4w (+3.78) final effort by Reyes to take the event.

Finals:
National Record: 26-4 3/4, James Stalworth, Tulare, CA 1989. **State Record:** 26-4 3/4, James Stalworth, Tulare, CA 1989.
 1. LeAndrew Childs (12) Inglewood 24-0
 2. Jesus Reyes (11) Chino 23-11 3/4
 3. Bryan Clark (12) Fremont/LA 23-4 1/2
 4. Jamal Chase (11) Quartz Hill 23-2 1/2
 5. Derrick Mitchell (12) Mt. Eden 22-10 1/2
 6. Jerome Green (12) Chivista 22-9 1/4
 7. Del Brown (12) Livermore 21-6
 8. Jimmi Banks (12) 21-1
 Edward Turner (12) Morningside DNS
Qualifiers: Brown 22-9, Reyes 23-9 1/4, Mitchell 24-4 1/2, Chase 23-7, Banks 23-3 1/2, Green 22-9 1/4, Childs 23-4 1/2, Turner 23-10 1/2, Clark 24-0 1/4.
Non-qualifiers: Hassani White (McClymond) 20-8 1/4, Etron Hollis (Atwater) 15-6 3/4, Jim McGee (Sacramento) no mark, Ronald Powell (Carmel) 21-9 1/4, Brandon Doss (Bella Vista) 22-8, David Potter (West Valley) no mark, Adam Powell (McAteer) 19-10, Maurice Eaglin (Yerba Buena) 21-5 3/4, Sam Satter (Reseda) 21-10 3/4, Todd Smith (San Jose) 21-9 3/4, Cletus Coffey (Cardinal Newman) 22-5 3/4, Thomas Perry (Mira Mesa) 22-8 3/4, Norman Hall (Mt. Miguel) 21-4 1/2, David Shumsky (Pacific Palisades) 21-11 1/2, Chuck Bishop (Taft) 22-7, Steve Amundsen (Tulare) 22-1, LaMonte Adams (Nogales) 22-3 3/4, Jackie Frazier (Madera) no mark.

Triple Jump

The state really developed a fine group of jumpers--easily the best in the nation overall--during the spring. Ty Gaines (Palm-dale, 50-1 3/4), Derrick Mitchell (Mt. Eden, Hayward, 50-1 3/4w-48-2 1/2), Mel Moultry (Beverly Hills, 50-0 1/2w-48/7), Tony Parrish (Marina, Huntington Beach, 49-11 1/4), Xavier Howell (Poly, Long Beach, 49-5 1/2), and Brandon Doss (Bella Vista, Fair Oaks, 49-1), could all do some real damage.

7-2 1/4 High Jumper Jeff Nadeau (Monroe, Sepulveda) emerged from the early Prelim flights with a 48-4 3/4w (+2.2) eventual qualifier. The final seven listed jumpers (top marks from Section Finals) all ended up qualifying, with Von Ware (Rancho Buena Vista, Vista) 48-6 3/4w (+3.9) also making the

nine on to the Finals. Tony Parrish (Marina, Huntington Beach) had blasted a towering 51-0w (+2.1) on his first attempt (then passed the final two) to lead all qualifiers. Xavier Howell (Poly, Long Beach) improved to 49-10 3/4 (+2.0), with a mighty fine crew coming to the runway for the Finals here.

The Finals would prove to be interesting, with the winds of the fairly mellow variety. Mel Moultry cranked it out to 49-2 3/4 (+1.37) on his first effort which held the lead until the final jumper, Tony Parrish blasted 50-6 1/2 (+1.99). No one else was over 48-0 through three rounds, with Parrish continuing to stretch his lead to 50-11 3/4 (+1.42). Ty Gaines moved into third with a 48-9 1/4 (+0.88) fourth jump, with surprising Jason Sergeant (Vallejo) 48-7 (+1.30) on his fifth effort. Von Ware powered a big lifetime best 49-8 (+0.76) on his final effort to move into second place, with Parrish 49-8 3/4 (+0.67) and 49-9 1/4 (-1.33) on his final two jumps. Parrish, University of Washington bound, improved very steadily during the season and should be a fine College jumper.

Finals:
National Record: 52-10 1/2, Charles Mayfield, Pasadena, CA (Muir), 1980. **State Record:** 52-4 3/4, Ken Frazier (Mission, SF), 1981
 1. Tony Parrish (12) Marina 50-11 3/4
 2. Von Ware (11) RanBuenaVista 49-8
 3. Mel Moultry (12) Beverly Hills 49-2 3/4
 4. Ty Gaines (12) Palmdale 48-9 1/4
 5. Jason Sergeant (12) Vallejo 48-7
 6. Xavier Howell (12) LBCh Poly 47-9 1/4
 7. Brandon Doss (12) BVista 47-5 3/4
 8. Jeff Nadeau (12) Monroe 48-4 1/4
 9. Jamal Chase (11) Quartz Hill 48-2 1/2
Qualifiers: Nadeau 48-4 3/4, Ware 48-8 3/4, Sergeant 48-8 3/4, Chase 48-9, Moultry 48-6 1/2, Doss 48-6 1/2, Howell 49-10 3/4, Parrish 51-0, Gaines 49-3 1/4.
Non-qualifiers: Robert Macias (San Benito) no mark, Dan Nord (Los Altos) 48-2 1/4, Chuck Bishop (Taft) 46-1, Brian Ames (Fremont) 38-9 1/2, Anson Credille (No Hollywood) 44-9 1/2, Rah-Mu Brown (St. Mary's) 43-11 1/2, Mario Wilkins (Dorsey) 43-8 3/4, Adam Powell (McAteer) 41-3 1/2, Tyon Baker (Tulare Western) 45-10 3/4, Sean Williams (Sir Francis Drake) 46-4 3/4.

Jackie Frazier (Madera) 44-7 1/4, D. Coffield (Helix) 46-8, Jimmi Banks (San Leandro) 45-10, David Livingston (Bella Vista) 45-4 1/4, Derrick Mitchell (Mt. Eden) 47-10 3/4, Eric Knight (No. Salinas) no mark, Randy Vanover (Yreka) 44-9, Marc Baskin (Helix) 47-11 1/2.

Shot Put

Tyson Lingenfelter (Upland) at 63-11, was the national leader, with Chad Pearce (Trabuco Hills, Mission Viejo) (60-11) and late-season 60-footer Jason Young (Piedmont Hills, Jose) (60-2 3/4) the leader coming into the State Meet.

Prelim action was pretty predictable, with the final eight athletes listed (off marks from Section Finals) all throwing enough to move onto Saturday with Scott Bein (St. Francis Mountain View) (54-4) leaping frogging over a few with taunts to come in for the ninth position. Lingenfelter was 63-11 with Wade Tift (Newport Beach, Newport Beach), out of College. Tony Ciarelli's fabulously successful weight program, was second at 57-6 3/4.

During the two week deadline period Ty Lingenfelter had to put up with the nation's other top thrower, Tyrone Garland (Montawan, Aberdeen, NJ) (64-1) with Lingenfelter winning on a better back-up mark when he threw 63-7 at the Golden Valley Invitational.

The Finals competition had Jason Young open up at 57-11 1/2, with Lingenfelter responding with a 59-8 first toss. Chad Pearce slowly improved with 71-1/4 and 57-6 1/2 while the top leaders each fouled a couple of times. Young was 58-6 on throw number four, with Wade Tift out to 57-2 on his fourth throw to strengthen his hold on fourth. Lingenfelter added 59-0 1/2 and 60-9 1/2 throws on his final two efforts to cement the win, before he came the latest area prep to leave the state as he w

continued next

to the University of Arizona his college putting.

Finals:
State Record: 77-0, Michael Carter, TX (Jefferson), 1977. **State:** 74-4 3/4, Brent Noon (Fallbrook).

Lingenfelter (12) Upl 60-9 1/2
 Young (12) Piedmont 58-10 1/2
 Peare (12) Trab Hills 57-6 1/2
 Tift (11) Newp Harbor 57-2
 McCullough (12) Esper 55-5 1/2
 Villanueva (12) King City 54-9 3/4
 Bein (12) St. Francis 54-2
 Ralphs (12) New Harbor 52-5
 Ross (12) Elk Grove DNS

Bein 54-4, Ralphs 52-4 3/4, McCullough 56-1 1/2, Villanueva 1/2, Tift 57-6 3/4, Peare 56-3, Lingenfelter 61-3.

Qualifiers: Byron Beachem (Galileo) Phillip Dawson (Oakland Tech) no Mike Anger (Moreau) 49-3 1/2, Trece (Cardinal Newman) 50-0 3/4, Itharren (St. Marys) 51-5 1/2, Javar Hippo (University) 50-0 1/2, David Va-Sutter) 48-9 1/4, Brian Tade (El Cere) 47-6 1/4, Grady Mertes (Chal-) 51-2 1/2, Creston O'Neal (Rancho do) 47-5, Mark Eubanks (Stockdale) 44, Mark Yancey (Marin Catholic) Angel Rubio (Ceres) no mark, JD (Madera) 51-8 1/2, Jesus Renteria (itan) 51-0 1/2, Jeremy Staat (Ba-) 50-3 1/2, Matt Goss (Nevada) 48-8 1/2, Gregory Jones (Locke)

DISCUS

Peare (Trabuco Hills, on Viejo) traded dominance with Ty Lingenfelter (Upl), with the Orange County usually taking the Discus, he had one of the best marks with a 191-11, the Upland star taking the Shot Put event. Lingenfelter had a 181-6, besting into the State Meet end.

Travis Nutter (Amador Valley Pleasanton) led the Prelims his 176-11 opener, with (170-10) and Chris Conrad (Brea-Olinda, Brea) (170-3) only other athlete over 170 that date.

Wilkerson (Clovis West, no) did not show up for the scheduled Finals. Conrad unfortunately fouled each of his round throws, not moving

on to the Finals. Peare (173-5), then Nutter (175-3) were the only athletes over 170-0 through three throws. Lingenfelter lofted out to 171-1 on his fourth effort, with Peare following with a 182-2 effort, and Nutter continuing to improve slightly at 176-3. Nutter finished a very fine day with a 178-9 effort on the event's final toss, not quite catching Peare's best for the day (and the win).

Finals:
National Record: 224-03, Kamy Keshmiri, Reno, NV, 1987. **State Record:** 203-4 Brian Blutreich (Capo Valley), 1985 and Rob Powell (Redwood), 1990.

1. Chad Peare (12) Trabuco Hills 182-2
 2. Travis Nutter (12) Amador Valley 178-9
 3. Tyson Lingenfelter (12) Upl 171-1
 4. Tighe Jaffe (12) Mt. Carmel 184-7
 5. Coleman Johnson (11) RivPoly 180-0
 6. Billy Bush (10) Downey Mod 158-10
 7. Luke Villanueva (12) King City 157-10
 Chris Conrad (12) Brea-Olinda no mark
 Billy Wilkerson (12) Clovis West DNS

Qualifiers: Bush 168-9, Wilkerson 164-2, Villanueva 167-4, Conrad 170-3, Jaffe 168-9, Nutter 178-11, Johnson 162-6, Peare 170-10, Lingenfelter 168-11.
Non-qualifiers: Akseem Onaolapo (Los Angeles) did not compete, Armando Gonzalez (Verdugo Hills) no mark, Cory Drain (Castlemont) 131-7, David Hooker (Galileo) 144-1, Ishan Warren (St. Marys) 158-5, Clint Duey (Fortuna) 146-10, Mitch Martin (Army & Navy) 156-3, Josh Liberty (San Diego) 143-1, Solomon Kailihta (Jesuit) 150-10, Matt Aune (Santa Rosa) 155-11, Jeff Porras (Arroyo Grande) 156-10, Tyler Epling (Grace Davis) 162-3, John Chacon (Salinas) 150-5, Jason Young (Piedmont) 157-0, Hector Hernandez (Fowler) 157-0, Jami Bermudez (Highland) 153-6, Randy Vanover (Yreka) 154-6.

BOYS TEAM SCORES


1. Merced and North Salinas 36, 2. Muir Pasadena 30, 4. Canyon Springs 22, 5. Upland and Bakersfield 18, 7. San Diego 14, 8. University City, Monroe, Inglewood, Leland San Jose, Marina & Jesuit Sacramento 10. **Note:** First titles for both Merced and North Salinas.

State Meet Final Qualifiers by Section

By Donn Kirk
 (Pleasant Hill, Oregon)

Section	Boys	Girls
Northern	1	0
Sac-Joaquin	20	7
North Coast	8	24
Oakland	0	4
San Francisco	0	1
Central Coast	16	6
Central	11	12
Los Angeles	12	5
Southern	55	55
San Diego	12	12
	135	126

Track & Field Headquarters



THE BIBLE. Track & Field News is the sport's monthly magazine. It's the way American fans have kept up with track for more than 40 years. \$31 yr.

GREAT TRACK HOLIDAYS. T&FN's tours division has taken more than 10,000 fans to the Olympics, the Track & Field World Championships, Olympic Trials, etc. since 1952.

Ask for information about our tour to the 1992 Olympic Trials in New Orleans, the 1993 Worlds in Stuttgart, etc.



BOOKS. T&FN is the world's foremost publisher and distributor of track & field books.

Write for our complete catalog.

Track & Field News, 2570 El Camino Real, Suite 606, Mountain View, CA 94040. 415/948-8188.

CIF / Reebok California State Meet

Girls

By Keith Conning

100 Meters

Marion Jones (Thousand Oaks) set the National Federation and State Meet record of 11.14 at Cerritos College on June 6, 1992.

The top three qualifiers were senior Marion Jones 11.31; sophomore Andrea Anderson (Poly, Long Beach) 11.58; and sophomore Aminah Haddad (Poly, Long Beach) 11.67.

Marion Jones won in 1990 (11.67w), in 1991 (11.17), and in 1992 (11.14.)

The United States Leaders List entering the State Meet included four Californians: Marion Jones, the national leader at 11.31, Andrea Anderson 11.54, Aminah Haddad 11.66, and sophomore Keisha Backus (Wilson, Long Beach) 11.78.

The first two finishers from each heat and the next three fastest times qualify for the final.

Marion Jones, the Southern Section champion at 11.31 (+1.3), won the first heat in 11.28 (+1.4)—it was the fastest time in the nation this season. Keisha Backus, fourth in the Southern Section at 11.78, was second in 11.65. Junior Bisa Grant (Bishop O'Dowd, Oakland), second in the North Coast Section in 11.96 (+2.02), placed third in 11.93. Senior Oshonda Posey (North Hollywood), the Los Angeles Section champion at 11.94w, was fourth at 12.14.

Andrea Anderson, second in the Southern Section at 11.58, won the second heat in 11.74 (+2.3). Sophomore Kelli White (Logan, Union City), the daughter of the 1956 State Meet 100 yard dash champion Willie White (Jefferson, Los Angeles) and the North Coast Section

champion in 11.91 (+2.02), placed second in 11.93. Junior Tai-ne Gibson (Morningside, Inglewood), fifth in the Southern Section at 11.92, placed third in 12.05.

Aminah Haddad, third in the Southern Section at 11.67, won heat three in 11.59 (+3.1). Junior Ebonie Henderson (Bakersfield), the Central Section champion in 11.92, placed second in 12.02.

Marion Jones, the three-time defending champion, won the final in 11.61 (-3.00). She became the first state meet contestant to win a sprint for a fourth straight year.

Dave Hurlbert of Loara High, the track announcer, called her "the greatest high school sprinter of all-time." Please see my story (Marion Jones vs. Chandra Cheeseborough) in the Prep Notes section of this issue.

Andrea Anderson, third last year in 11.79, placed second in 11.85. Aminah Haddad, second last year in 11.73, was third in 12.07. Next year, Anderson and Haddad won't have to run against Jones.

"In a way, I'm sorry to see her go," Anderson said to Steve Irvine (*Long Beach Press-Telegram*). "Running against somebody that good these past two years makes you better."

Finals:

National Record: 11.14, Marion Jones, Thousand Oaks, CA, 1992. State Record: 11.14, Marion Jones, Thousand Oaks, CA, 1992.

Wind: -3.00

1. Marion Jones (12) ThousOaks	11.61
2. Andrea Anderson (10) LBPoly	11.85
3. Aminah Haddad (10) LBPoly	12.07
4. Keisha Backus (10) LBWilson	12.13
5. Bisa Grant (11) O'Dowd	12.24
6. Kelli White (10) Logan	12.55
7. Ebonie Henderson (11) Bkfld	12.58
8. Tai-ne Gibson (11) Morningside	13.37
Oshonda Posey (12) No Hollywood	DNS

Heat 1: 1. Jones 11.28, 2. Backus 11.65, 3. Grant 11.93, 4. Posey 12.14, 5. Michele Reid (Folsom/11) 12.31, 6. Aisha Wallace (Skyline/10) 12.34, 7. Capricia Thompson (Clovis/9) 12.43, 8. Sommer Washington (St. Ignatius/10) 12.48, 9. Mari Kong (Bonita Vista/11) 12.56.

Heat 2: 1. Anderson 11.74, 2. White 11.93, 3. Gibson 12.05, 4. Renee Cobb (Hoover/10) 12.22, 5. Shawna Jenkins (Del Mar/12) 12.24, 6. Kunesha Miller (Morse/10) 12.25, 7. Tamika Brown (Fl. Bragg/11) 12.26, 8. Tonya Jones (Franklin/12) 12.56, 9. Latisha Hohson (Canoga Park/9) 12.89.

Heat 3: 1. Haddad 11.59, 2. Henderson 12.02, 3. Monica Henderson (Morse/12) 12.15, 4. Lisa Bittner (Leigh/12) 12.16, 5. Alexandra Jackson (Lowell/12) 12.18, 6. Christi Barefield (California/11) 12.24, 7. Tonya Adams (Dixon/9) 12.45, 8. Cynthia Midkiff (Fremont/12) 12.61, 9. Alyssa Johnson (Modoc/9) 12.94.



MARION JONES
100 & 200

Photo by Bill Cockerham

200 Meters

Marion Jones (Thousand Oaks) set the National Federation record of 22.67 in 1992. Jones set the State Meet record of 22.71 in the trials at Cerritos College on June 5, 1992.

The top three qualifiers were senior Marion Jones 23.00; sophomore Andrea Anderson (Poly, Long Beach) 23.64; and sophomore Aminah Haddad (Poly, Long Beach) 23.83.

Marion Jones won in 1990 (23.71), in 1991 (22.91w), and in 1992 (22.83).

The U.S. List included four Californians: Marion Jones, the

national leader at 23.00, Andrea Anderson 23.60, Aminah Haddad 23.67, and sophomore Keisha Backus (Wilson, Long Beach) 23.96.

Marion Jones, the Southern Section champion at 23.00 (0.3), won heat one in 23.77 (+2.5). Junior Bisa Grant (Bishop O'Dowd, Oakland) placed second in 23.96. Junior Tai-ne Gibson (Morningside, Inglewood), fifth in the Southern Section at 24.24, was third in 24.53.

Andrea Anderson, second in the Southern Section at 24.24, won heat two in 23.77 (+2.5). Sophomore Kelli White (Logan, Union City) placed second in 24.33. Senior Lisa Bittner (Leigh, San Jose) was third in 24.88.

Aminah Haddad, third in the Southern Section at 23.83, won heat three in 23.69 (+2.7). Keisha Backus, fourth in the Southern Section at 23.96, placed second in 24.06. Tamika Brown (Fort Bragg) placed third in 24.88.

Marion Jones, the three-time defending champion, won the final in 23.14 (-2.10). She also set a state record for individual titles with nine. Jones ran the first 100 meters in 11.14. She was allowed to run a relay lap.

"That was for the people who have been with me for years, people who have seen me grow up," Jones told Michael Rosenthal (*Daily News*). "It definitely feels strange that it's over. It's a little sad I won't be running in front of my home town."

"But come to Atlanta for the site of the 1996 Olympics you'll get to see me."

"I was happy the corner (Tom Byrnes) got the out of the way and let the letes have their meet," Jones said to Damin Esper (*Costa Times*).

"Today was a very special

continued next

IF / Reebok California State Meet

," said Jones to Gregor
oin (*Santa Barbara News
ss*). "I was excited when I
nd out they were going to
ve the meet and that it was
ng to be my last high school
et.

"I want to thank my parents,
friends, and all my support-
I kept my focus through
h school. I trained hard and
d not to get hurt. I think I
ve a strong heart and am
to dig down deep."

"I wasn't nervous," said
es to David Kirvin (*News
ronicle*, Thousand Oaks). I
proved myself to be the
inant sprinter. I hope it
asn't sound cocky, but I
w I would win today. There
s no way I was going to
a."

"I just wanted to do the best
uld," said Jones to David
vin (*News Chronicle*, Thou-
nd Oaks).

"Definitely it feels weird,"
d Jones on the end of her
eer. "Each year at this time
always had next year to
k forward to.

"I thought I would show a
e emotion for once," Jones
d to John Ortega (*Los An-
es Times*).

Aminah Haddad, second last
r in 23.97, placed second
in 23.71. Andrea Ander-
, fourth last year in 24.15,
ved up to third in 23.73.

Finals:

onal Record: 22.67, Marion Jones,
asand Oaks, CA, 1992. State Record:
1, Marion Jones, Thousand Oaks,
2

2:10
Marion Jones (12) Thous Oaks 23.14
aminah Haddad (10) LBPoly 23.71
ndrea Anderson (10) LBPoly 23.73
eisha Backus (10) LBWilson 24.28
lisa Grant (11) O'Dowd 24.40
elli White (10) Logan 25.51
al-Ne Gibson (11) Morningside 26.24
ika Brown (11) FL Bragg DNS
Bittner (12) Leigh DNS
1: 1. Jones 23.12, 2. Grant 23.96, 3.
on 24.53, 4. Lana Garner (Morse/9)
5. Veronica Woods (Indep/11) 25.45,
atanya McCarty (Gardena/11) 25.54,
hristi Barefield (California/11) 25.58, 8.
elle Hogans (Downey/11) 25.81, 9. To-

meka Roberts (Edison/9) 25.84.
Heat 2: 1. Anderson 23.77, 2. White 24.33,
3. Bittner 24.88, 4. Monica Henderson
(Morse/12) 25.20, 5. Alexandra Jackson
(Lowell/12) 25.61, 6. Domeisha Lewis (Uni-
versity/12) 25.90, 7. Tonya Jones (Franklin/
12) 26.06, 8. Tracy Turner (West vly/10)
26.51, Renee Cobb (Hoover/10) DNS.
Heat 3: 1. Haddad 23.69, 2. Backus 24.06,
3. Brown 24.88, 4. Michele Reid (Folsom/11)
25.24, 5. Shawna Jenkins (Del Mar/12)
25.31, 6. Kunesha Miller (Morse/10) 25.40,
7. Goodwin (Skyline/11) 25.77, 8. Oshonda
Posey (N.Hollywood/12) 26.01, 9. Delisa
House (Hoover/12) 28.33.

400 Meters

Denean Howard (Kennedy,
Granada Hills) set the National
Federation and State Meet
records of 52.39 at Edwards
Stadium in Berkeley in 1980.

The top three qualifiers were
senior Lashawn Stringer (Morn-
ingside, Inglewood) 54.80;
senior Latasha Prothro (Poly,
Long Beach) 55.35; and senior
Asha Jayasinghe (Arcadia)
55.47.

The U.S. List included two
Californians: Lashawn Stringer
54.80 and junior Jeronda White
(Morningside, Inglewood) 55.08.

Lashawn Stringer, the
Southern Section champion at
54.80, won heat one in 55.71.
Jeronda White, fifth in the
Southern Section at 56.31,
placed second in 56.23. Fresh-
man Crystal Miles-Threat (Bish-
op O'Dowd, Oakland) was third
in 56.55.

Latasha Prothro, second in
the Southern Section at 55.35,
won heat two in 55.80. Sopho-
more Tiffany Roberts (Caronde-
let, Concord), an All-American
soccer player, placed second in
56.19. Junior Felesha Williams
(Morningside, Inglewood),
fourth in the Southern Section
at 56.13, was third in 56.33.

Asha Jayasinghe, third in
the Southern Section at 55.47,
won heat three in 55.65. Fresh-
man Lana Garner (Morse, San
Diego) placed second in 56.04.
Senior Malika Freeman (Skyline,
Oakland) was third in 56.13.

Asha Jayasinghe, fourth last
year in 56.32, won the final in
55.45. Her splits were: 27.6,
27.7. It appeared that she was
picking up the pace over the
second 200 meters, but it is all
relative. What was actually
happening was that the rest of
the field was slowing down and
Asha was maintaining her same
pace. Jeronda White, fifth last
year in 56.41, placed second in
55.72. Crystal Miles-Threat was
third in 55.78.

Finals:

National Record: 52.39, Denean Howard,
Granada Hills (Kennedy), 1980. State
Record: 52.39, Denean Howard, Granada
Hills (Kennedy), 1980.

1. Asha Jaysinghe (12) Arcadia 55.45
2. Jeronda White (11) Morning 55.72
3. Crystal Miles-Threat(9)O'Dow 55.78
4. Lashawn Stringer (12) Morn 55.81
5. Latasha Prothro (12) LBPoly 55.91
6. Malika Freeman (12) Skyline 56.50
7. Lana Garner (9) Morse 57.03
Tiffany Roberts (10) Carondelet DNS
Felesha Williams (11) Morningside DNS

Heat 1: 1. Stringer 55.71, 2. White 56.23,
3. Miles-Threat 56.55, 4. Sylvia Pleslak
(Menlo-Ath/10) 56.89, 5. Patriona Hall
(Franklin/12) 57.03, 6. Keisha Porter (Mira
Mesa/11) 58.41, 7. Katina Morris
(McLane/9) 59.23, 8. Brandy Andrews (An-
derson/12) 59.37, 9. Jenna Nouguler (Sono-
maVly/12) 60.64.

Heat 2: 1. Prothro 55.80, 2. Roberts 56.19,
3. Williams 56.33, 4. Veronica Woods (In-
dep/11) 57.57, 5. Marlene Robinson (Bur-
bank/11) 57.75, 6. Maricela Negrete (Sang-
er/10) 57.87, 7. Allie Kemp (San Diego/10)
12) 59.85, Sheil Hardenion (University/12)
DNF, Dorneisha Lewis (University/12) DNF.

Heat 3: 1. Jaysinghe 55.65, 2. Garner
56.04, 3. Freeman 56.13, 4. Christy Holinka
(Mira Loma/12) 57.12, 5. Maricela Walker
(Lincoln/12) 58.45, 6. Kim Harris (San Joa
Mem/11) 58.65, 7. Tisha Ponder (Del Mar/
9) 59.42, 8. Sakahtyah Wilson (Berkeley/
12) 65.79, Brenda Stewart (Locke/12)
DNF.

800 Meters

Joetta Clark (Maplewood,
New Jersey) set the National
Federation record of 2:04.5 in
1980. Trena Hull (Compton)
set the State Meet record of
2:04.91 at the Los Angeles Coli-
seum in 1984.

The top three qualifiers were
freshman Sherron Rhetta (Poly,
Long Beach) 2:11.76; senior
Miesha Marzell (Bishop O'Dowd,
Oakland) 2:11.94; and senior

Christie Engesser (Ocean
View) 2:12.88.

Miesha Marzell won in 19
at 2:10.29.

The U.S. List included f
Californians: Miesha Marzell
2:11.69, Sherron Rhetta
2:11.76, Christie Engesser
2:12.05, and senior Vicki
Fleschner (Fortuna) 2:12.97

Sherron Rhetta, the Sout
em Section champion at
2:11.76, won heat one in
2:14.00. Freshman Candace
Miles-Threat (Bishop O'Dowd,
Oakland) placed second in
2:14.08. Sophomore Kristie
Johnston (Central, Fresno) v
third in 2:14.30. Junior Kam
Mayberry (St. Bernard), thir
the Southern Section at
2:13.16, was a non-qualifying
fourth in 2:16.25.

Miesha Marzell, the North
Coast Section champion at
2:11.94, won heat two in
2:12.87. Senior Melanie Har
(Fallbrook, San Diego) place
second in 2:13.41. Senior
Brenda Stewart (Locke, Los
Angeles) was third in 2:14.17.
Senior Barbie Jones (San M
cos), fourth in the Southern
Section at 2:15.01, was four
in 2:14.21.

Christie Engesser (Ocea
View), second in the Southe
Section at 2:12.88, won hea
three in 2:14.92. Fleschner,
second in the North Coast S
tion at 2:14.12, placed seco
in 2:15.61.

Miesha Marzell, the defe
ring champion at 2:10.29, wo
the final in 2:09.13. It was th
fastest time in the nation thi
season. Marzell's splits:
1:00.3, 1:08.8.

"This is just the best mee
and we ended our season wi
good team performance," sa
Marzell to Matt Maiocco (*Oa
land Tribune*).

"This has been a close te
the whole year, and to finish
like this is just great."

"It's been a long three

continued next page

IF / Reebok California State Meet

eks," said Marzell to Phil ong (*San Francisco Examin-*). "The win didn't really hit me, because I wanted the team title badly."

Kristie Johnston, who ran a n-qualifying 2:16.87 in her at last year, placed second 2:11.65. Sherron Rhetta was rd in 2:11.68. Christie Engesser, second last year, finished eighth in 2:17.03.

"Grad night we were up to 5," Engesser said to Kim Berkshire (*Los Angeles Times*). "We stayed in the gym all night. It is great. It was no different from me than anyone else."

Fortuna's Vicky Fleschner, who placed fifth, said to Engesser: "It's not the end of the world. There will be other races. It was weird out there."

With Fleschner and Engesser I attend Oregon next year.

Finals:
National Record: 2:04.5, Joetta Clark, Glenwood, NJ (Columbia), 1980. State Record: 2:04.91, Trena Hull, Compton.

Miesha Marzell (12) O'Dowd	2:09.13
Kristie Johnson (10) Central	2:11.65
Sherron Rhetta (9) LBChPoly	2:11.68
Barbie Jones (12) San Marcos	2:13.20
Vicky Fleschner (12) Fortuna	2:13.68
Crystal Miles-Threat(9)O'Dowd	2:13.71
Brenda Stewart (12) Locke	2:14.00
Christie Engesser (12) OcnVw	2:17.03
Janie Hand (12) Fallbrook	DNF

Heat 1: 1. Rhetta 2:14.00, 2. Miles-Threat 2:14.08, 3. Johnston 14.30, 4. Kamara 2:14.08, 5. McFarber (St. Bernard/11) 2:16.25, 6. Lisa Much (Aptos/11) 2:18.05, 7. Theresa (Florin/12) 2:19.12, 8. Anna Rensi (St. Bernard/11) 2:19.38, 9. Stacey Kerr (Fallbrook/11) 2:25.86, 9. Nicole Kleiner (San Marcos/12) 2:28.65.

Heat 2: 1. Marzell 2:12.87, 2. Hand 2:14.11, 3. Stewart 2:14.17, 4. Jones 2:15.21, 5. Crissy O'Brien (Northgate/12) 2:15.34, 6. Brook Yerman (Paradise/11) 2:15.18, 7. Irene Hobbs (Atwater/10) 2:15.28, 8. Kathy Morse (Mills/12) 2:19.46, 9. Spring Lino (Fresno/12) 2:25.16.

Heat 3: 1. Engesser 2:14.92, 2. Fleschner 2:15.61, 3. LaTanya Sumlin (N.Bkld/9) 2:15.66, 4. Shira Duzman (Univ/12) 2:15.13, 5. Keanna Collins (Mt. Pleasant/12) 2:19.82, 6. Marcy Marcus (San Pasco/10) 2:21.03, 7. Shelby McKnight (San Roble/12) 2:23.00, Marlicia Walker (Covina/12) DNF, Deetra Dear (Crenshaw) DNF.

1,600 Meters

Poly Plumer (University, Irvine) set the National Federation and State Meet records of 4:39.92 at Hughes Stadium in Sacramento in 1982.

The top three qualifiers were senior Milena Glusac (Fallbrook) 4:52.86; senior Erica Sumi (Wilson, Long Beach) 4:58.48; and sophomore Claire Becker (Bonita Vista) 4:58.60.

The U.S. List included four Californians: Milena Glusac 4:51.66, sophomore Amy Skieresz (Agoura, Agoura Hills, 4:53.97, who did not qualify for the State Meet), Claire Becker 4:56.20, and Erica Sumi 4:58.48.

The first three in each heat plus the next three fastest times qualify for the final.

Milena Glusac, the San Diego Section champion at 4:52.86, won heat one in 5:00.48. Senior Christina Blackmer (Upland), fifth in the Southern Section at 5:07.92, placed second in 5:02.14. Sophomore Carrie Caulkins (Esperanza), second in the Southern Section at 5:05.30, was third in 5:02.35. Senior Kat Kechris (Venice) was fourth in 5:04.62.

Erica Sumi, the Southern Section champion at 4:58.48, won heat two in 4:59.22. Senior Michelle Muething (Amador Valley, Pleasanton) placed second in 5:00.08. Junior Joanna Cerri (Downey, Modesto) was third in 5:01.50. Junior Lori Fancon (Taft) was fourth in 5:01.98. Claire Becker, second in the San Diego Section at 4:58.60, was fifth in 5:03.16.

Milena Glusac won the final in 4:50.83. Glusac splits: 1:11.5, 1:13.1, 1:14.7, and 1:11.8. It was the second fastest time in the nation this season. Last year Glusac won the San Diego Section in 4:52.6, but passed up this race in order to



MILENA GLUSAC
1600 & 3200

Photo by Kirby Lee

concentrate on the 3,200 meters.

"I could have gone under 50 (in the 1,600) if it was my only race," said Glusac to Steve Brand (*The San Diego Union-Tribune*).

Erica Sumi placed second in 5:00.15.

"I felt tired the whole time," said Sumi to Steve Irvine (*Long Beach Press-Telegram*). "I think she (Glusac) just maintained (the pace) and I didn't."

Carrie Caulkins was third in 5:01.01.

Finals:
National Record: 4:39.92, Poly Plumer, Irvine, CA (University), 1982. State

Record: 4:39.92, Poly Plumer, Irvine (University), 1982.

1. Milena Glusac (12) Fallbrook 4:52.86, 2. Erica Sumi (12) LgBchWilson 4:58.48, 3. Carrie Caulkins (10) Esperanza 5:05.31, 4. Joanna Cerri (11) Dow, Mod 5:06.27, 5. Michelle Muething (12) AmVly 5:07.92, 6. Christina Blackmer (12) Upl 5:07.92, 7. Kat Kechris (12) Venice 5:04.62, 8. Claire Becker (10) Bon Vista 5:03.16, 9. Lori Fancon (11) Taft

Heat 1: 1. Glusac 5:00.48, 2. Blackmer 5:02.14, 3. Caulkins 5:02.35, 4. Kechris 5:04.62, 5. Jenny Mortenson (Redwood) 5:05.31, 6. Arjelica Randall (O'Dowd) 5:06.27, 7. Jessica Barraza (Saugus) 5:07.83, 8. Alison Lambert (Northgate) 5:08.78, 9. Danielle Nelson (Napa/12) 5:11.36, 10. Debra Belisch (Silver Creek) 5:18.83, 11. Eman Barfield (Skyline/12) 5:21.86, Melissa Keim (San Pasqual) DNF.

Heat 2: 1. Sumi 4:59.22, 2. Muething 5:00.08, 3. Cerri 5:01.50, 4. Fancon 5:01.98, 5. Becker 5:03.16, 6. Christina Stavolone (Presentation/11) 5:05.32, Ann Baldelli (St. Ignatius/11) 5:06.09, Sheri Donovan (Madera/11) 5:08.08, Jessica McCool (Piedmont/12) 5:08.66, Megan Mayes (Capistrano Vly/11) 5:09.10, 11. Cybelle McFadden (St. Francis/10) 5:15.50, 12. Genevieve Dobson (Milton/12) 5:18.93, 13. Jaime Herbatka/11) 5:21.98, 14. Logan Horoshima (Lower/11) 5:28.53, 15. Joanna Pollio (Cam Real/12) 5:37.96.

3,200 Meters

Erin Keogh (McLean, Langley, Virginia) set the National Federation record of 10:03.19 in 1987. Cory Schubert (Del Mar, San Jose) set the State Meet record of 10:08.14 at Memorial Stadium in Bakersfield in 1987.

The top three qualifiers were senior Milena Glusac (Fallbrook), the San Diego Section champion at 10:47.77; junior Kim Nelson (Canyon, Anaheim) placed second in the Southern Section championship at 10:48.13; and senior Karri Bockel (Nordhoff), second in the Southern Section at 10:48.53.

Glusac won in 1992 at 10:28.62.

The U.S. List included five Californians: Glusac, the national leader at 10:26.72, Michelle Aparcio (Fillmore), 10:42.39, who did not run in the Southern Section Masters Meet), Bockel 10:48.00, and

IF / Reebok California State Meet

Carrie Garrison (Buena Vista) 10:48.74+ indoors.

Milena Glusac, the defending champion at 10:28.6, won the race in 10:42.6 after first leading the 1600 meters. Glusac finished her career with two state titles. Sara Jakel (Pomona Valley) led the remainder of the race in 2:37.6 (1:17.8), 3:55.4 (1:17.8), 5:09 (1:20.5), 6:39.2 (1:30.3), 8:02.6 (1:23.4), 9:28 (1:22.2), 10:42.68 (1:14.8).

"I knew that somehow I would have the state meet," said Glusac to Brand. "The athletes would come in the middle of August if that was their priority if they hadn't had the state meet, I would have been angry. The best people with power try to take things away from the athletes. The last two weeks have been very calm before the meet. I realize that any day I could wake up and be sick or it could rain."

Freshman Kellie Campbell (Pomona Del Mar, Southern Section) placed second in 10:57.8. "I didn't think I'd do that well," Campbell said to Thompson (*The Orange County Register*).

Junior Gabriela Rodriguez (Bishop, Southern Section) placed third in 11:04.13. Six finalists including Karin Bockel, did not start.

"I'm very pleased," said Rodriguez to David Kirvin (*News Service*, Thousand Oaks). "I wanted to get a medal. This is not better than coming in overall."

"I felt slower than the last weeks. But finishing third, I was very excited about it. Having Milena run and go out so fast actually made it easier. I focused on her and she helped me along."

Finals:
National Record: 10:03.7, Erin Keogh,

Langley, VA (McLean), 1987. State Record: 10:08.14, Cory Schubert, San Jose (Del Mar), 1983.

1. Milena Glusac (12) Fallbrook	10:42.68
2. Kellie Campbell (9) CoDelMar	10:55.78
3. Gabriela Rodriguez (11) Oxn	11:04.13
4. Kim Nelson (11) Cyn Anahm	11:08.45
5. Elyse Homberger (10) Edison	11:09.30
6. Melissa Kelm (12) San Pasq	11:09.32
7. Elissa Riechy (10) Miss Jose	11:16.23
8. Nicole Silva (10) Aptos	11:20.81
9. Grace Durnell (11) Merced	11:23.74
10. Karen Richter (9) RanchBarn	11:25.54
11. Sara Jakel (11) Sonoma Vly	11:30.15
12. Patty Trejo (12) Belmont	11:31.50
13. Sarah Dickerman (11) DCam	11:31.70
14. Sherie Donovan (11) Mad	11:34.03
15. Domitilla Torrens (12) SFran	11:34.65
16. Tiendrea Rowden (12) Skyline	11:44.98
17. Erin O'Brien (12) Campolindo	11:49.80
18. Auria Roberto (12) Belmont	11:55.07
19. Megi Martinez (11) Wood,Vac	12:10.38
20. Kami Schofield (11) Mt. Whit	12:14.14
21. Oasif Lucero (9) Lowell	12:57.80
Karen Bockel (12) Northoff	DNS
Heather Wallace (9) Clayton Vly	DNS
Mabia Pleyte (10) San Benito	DNS
Lori Fancan (11) Taft	DNS
Sally Pyle (11) Lassen	DNS
Genevieve Debose (12) Hamilton	DNS

100 Meter Hurdles

Dawn Bowles (South Plainfield, New Jersey) set the National Federation record of 13.33 in 1988. Janeene Vickers (Pomona) set the State Meet record of 13.34 at Hughes Stadium in Sacramento in 1987.

The top three qualifiers were sophomore Jennifer Odom (Independence, San Jose) 14.44; junior Bisa Grant (Bishop O'Dowd, Oakland) 14.47; and junior Miesha McKelvy (Gahr) 14.50.

The U.S. List included two Californians: Bisa Grant 14.24 and Jennifer Odom 14.2.

Jennifer Odom, the Central Coast Section champion at 14.44, won heat one in 14.37 (+2.5). Senior Cavetra Mitchell (Los Alamitos) placed second in 14.78. Freshman Ayana Grant (Bishop O'Dowd, Oakland) was third in 14.92.

Bisa Grant, the North Coast Section champion at 14.47, won heat two in 14.39 (+3.5). Senior Tanyita Watkins (Walnut), fifth in the Southern Section at

15.13, placed second in 14.78. Junior Sunshinne Peterson (Logan, Union City) was third in 14.81.

Miesha McKelvy, the Southern Section champion at 14.50, won heat three in 14.45 (+2.7). Senior Cheeza Figueroa (Quartz Hill), second in the Southern Section at 14.52, placed second in 14.70. Junior Jenny Berrien (Berkeley) was third in 14.90.

Bisa Grant, eighth last year in 14.83, won the final in 14.11 (-1.70)—it was the third fastest time in the nation this season. Grant got out to a great start.

"I was really hyped up to run fast," Grant said to Matt Maiocco (*Oakland Tribune*).

Cavetra Mitchell placed second in 14.52. "I felt like I would lose," Mitchell said to Jana Thompson (*The Orange County Register*). "I got a great start and I just tried to catch her."

Miesha McKelvy was third in 14.53.

Finals:

National Record: 13.33, Dawn Bowles, S. Plainfield, NJ (Neptune), 1988. State Record: 13.34, Janeene Vickers, Pomona, 1987.

Wind: -1.70

1. Bisa Grant (11) O'Dowd	14.11
2. Cavetra Mitchell (12) Los Alam	14.52
3. Miesha McKelvy (11) Gahr,Cerr	14.53
4. Cheeza Figueroa (12) Qrtz Hill	14.67
5. Jennifer Odom (10) Independ	14.97
6. Jenny Berrien (11) Berkeley	15.06
7. Tanyita Watkins (12) Walnut	15.09
8. Ayana Grant (9) O'Dowd	15.17
9. Sunshinne Peterson (11) Log	16.09

Heat 1: 1. Odom 14.37, 2. Mitchell 14.78, 3. Ayana Grant 14.92, 4. Nicole Thomas (Morningside/9) 15.15, 5. Sakai Metcalf (Skyline/10) 15.51, 6. Stacey Surratt (Rancho Bernardo/11) 15.85, 7. Celise Carol (Wasco/12) 16.14, 8. Ch-a Mosley (Marshall/12) 17.15, Daweh Totimeh (Valley/10) DNF.

Heat 2: 1. Bisa Grant 14.39, 2. Watkins 14.78, 3. Peterson 14.81, 4. Chidera Madu (Valley/11) 14.93, 5. Rori Kelly (Westchester/9) 14.98, 6. Tina Watkins (S.Bkld/10) 15.23, 7. Gina Ocegueda (St. Francis/10) 15.35, 8. Dana Blackwood (Valhalla/12) 15.83, 9. Natasha Walton (Washington/11) 15.96.

Heat 3: 1. McKelvy 14.45, 2. Figueroa 14.70, 3. Berrien 14.90, 4. Felicia Stone (Kennedy/10) 14.95, 5. Lisa Shepard (Orange Glen/12) 15.17, 6. Keisha Griffin

(Washington/10) 15.25, 7. Anita Madden (Edison/11) 15.82, 8. Zya Sullivan (San Teresa/11) 15.83, 9. Eva Potter (West Vly/12) 16.55.

300 Meter Intermediate Hurdles

Leslie Maxie (Mills, Millbrae) set the National Federation record of 40.18 at the Northern California Championships at Edwards Stadium in Berkeley on May 26, 1984. Janeene Vickers (Pomona) set the State Meet record of 40.26 at Hughes Stadium in Sacramento in 1987.

The top three qualifiers were freshman Nicole Thomas (Morningside, Inglewood) 43.40; sophomore Jennifer Odom (Independence, San Jose) 43.70; and senior Yuko Takenaka (San Marino) 44.30.

The U.S. List included three Californians: junior Angela Harris (Skyline, Oakland) 42.4, senior Karen Vigilant (Wilson Long Beach) 43.31, who was disqualified in the Southern Section Masters Meet for competing in five events, and Nicole Thomas 43.50.

Nicole Thomas, the Southern Section champion at 43.40, won heat one in 44.35. Senior Sara Garcia (Woodland) placed second in 45.15.

Angela Harris, the Oakland Section champion at 44.55, won heat two in 43.34. Senior Crystal Buck (Fontana), fourth in the Southern Section at 44.73, placed second in 44.37. Junior Cathy Prater (Agoura), fifth in the Southern Section at 44.88, was third in 45.18.

Sophomore Jennifer Odom (Independence, San Jose), the Central Coast Section champion at 43.74, was a non-qualifying seventh in 46.74.

Junior Carlene Jones (Morse, San Diego) won heat three in 44.47. Junior Kim Veeder (Los Gatos) placed second in 44.52. Yuko Takenaka

continued next page

CIF / Reebok California State Meet

a, second in the Southern Section at 44.30, was third in 47.73. Junior Kim Couvson (American, Fremont) was fourth in 45.00.

Angela Harris won the final in 2:78. Crystal Buck (Fontana) placed second in 44.80. Yuko Takenaka, who was running in third place, stumbled and fell on the last hurdle. Cathy Prater was third in 45.29.

"I didn't see her fall, so it doesn't matter to me," Prater said to Doug Thompson and David Kirvin (*News Chronicle, Thousand Oaks*). "After all I went through to get here, I'm just incredibly happy to finish third."

"Each week I barely slid in here, and I kept thinking this was my chance. It's been a long year and I'm done running for a while. I'm still in shock. I never dreamed I could do this well. I'm very thrilled. My goal was just to qualify for the Masters Meet."

Prater was the last qualifier into the CIF Masters Meet and the last qualifier into Saturday's finals as well.

"I had nothing to lose," said Prater. "I wanted to go out and prove that I was better than the qualifying time."

Finals:
National Record: 40.18, Leslie Maxie, Milbrae, CA (Mills), 1984. State Record: 42.26, Janeene Vickers, Pomona, 1987.

Heat 1: 1. Skyline 42.78
Crystal Buck (11) Fontana 44.80
Cathy Prater (11) Agoura 45.29
Nicole Thomas (9) Morningside 45.52
Kim Couvson (11) American 46.54
Kim Veeder (11) Los Gatos 46.58
Yuko Takenaka (12) San Mar 48.27
Ariene Jones (12) Morse DNS
Ara Garcia (12) Woodland DNS
Heat 2: 1. Thomas 44.35, 2. Garcia 45.15, Monique Dale (Logan/10) 45.22, 4. Angela Gomez (Perris/12) 45.29, 5. Melanie Dale (Santa Cruz/11) 45.25, 6. Brandi Jenks (Gold West/9) 47.28, 7. Roneshia Norwood (Crenshaw/10) 47.91, 8. Andrea Bryson (Pleas Vly/11) 48.22, 9. Carrie Vickery (Capitan/10) 49.53.
Heat 3: 1. Harris 43.34, 2. Buck 44.37, 3. Prater 45.18, 4. Kelsha Griffin (Washington/10) 46.14, 5. Lindsey Krause (Ran Bernardo/11) 46.28, 6. Wendy Essad (Florin/10) 46.54, 7. Jennifer Odom (Indep/10) 46.74, 8. Ayana Grant (O'Dowd/9) 46.92, 9. Ceisee Carol (Wasco/12) 47.06.
Heat 3: 1. Jones 44.47, 2. Veeder 44.52, 3. Takenaka 44.73, 4. Couvson 45.00, 5. Ch-a Mosley (Marshall/12) 45.80, 6. Julie Petersen (Femdale Un/10) 45.84, 7. Allison Wilbourn (Redwood/10) 46.02, 8. Katrina Hall (Franklin/12) 46.69, 9. Kimberly Matthews (McAteer/11) 47.00.

400 Meter Relay

Hawthorne set the National Federation record of 45.11 at Walnut in 1985. Berkeley set the State Meet record of 45.13 at Cerritos College in 1981.

The top three qualifiers were Poly (Long Beach) 45.97; Morningside (Inglewood) 46.75; and Skyline (Oakland) 46.87.

Morningside won in 1991 (46.38) and in 1992 (46.34).

The U.S. List included seven teams from California: Poly, the national leader at 45.59; Morningside 46.57, Skyline 46.61, Etiwanda (Rancho Cucamonga) 46.95, Wilson (Long Beach) 47.09, who was disqualified in the Southern Section for using Karen Vigilant in five events; Logan (Union City) 47.10, and Muir (Pasadena) 47.39.

Poly, the Southern Section champion at 45.97, won heat one in 46.08. Logan, the North Coast Section champion at 48.0, placed second in 47.02. Morse (San Diego) was third in 47.79. Los Gatos was fourth in 48.85.

Morningside, second in the Southern Section at 46.75, won heat two in 47.87. Muir, fourth in the Southern Section at 48.34, was second in 48.18.

Skyline, the Oakland Section champion at 46.87, won heat three in 46.63. Etiwanda, third in the Southern Section at 47.29, was second in 47.35. Pomona, fifth in the Southern Section at 48.51, was third in 48.09.

Skyline improved to 46.05, the second fastest time in the nation, at the Golden West Invitational.

Poly, who dropped the stick in their 1992 league finals, won the final in 45.74. Poly was composed of Ja'Launa Gilford, Aminah Haddad, Latasha Prothro, and Andrea Anderson. Gilford was substituting for an injured Channelle Anderson. Skyline, second last year in 47.75, placed second again in 46.33. Etiwanda was third in 47.11.

Finals:
National Record: 45.11, Hawthorne, CA, 1985. State Record: 45.13, Berkeley, CA, 1981.

1. Long Beach Poly 45.74
2. Skyline, Oakland 46.33
3. Etiwanda 47.11
4. James Logan 47.35
5. Morningside, Inglewood 48.07
6. Morse 48.21
7. Muir, Pasadena 48.27
8. Pomona 48.67
Los Gatos DNS

Heat 1: Long Beach Poly 46.08, 2. Logan 47.02, 3. Morse 47.79, 4. Los Gatos 48.85, 5. Gardena 49.11, 6. Luther Burbank 49.60, 7. Clovis West 49.63, 8. Washington / SF 50.01, 9. Modoc 50.04.

Heat 2: 1. Morningside 47.87, 2. Muir 48.18, 3. Vallejo 48.86, 4. Independence 49.36, 5. University/LA 49.39, 6. Acalanes 50.29, 7. Patrick Henry 50.43, 8. El Cerrito 51.86, South Bakersfield DNF.

Heat 3: 1. Skyline 46.63, 2. Etiwanda 47.35, 3. Pomona 48.09, 4. Hoover/CE 49.02, 5. St. Ignatius 49.84, 6. Tracy 49.97, 7. Carson 50.35, 8. Ursuline 51.69, 9. Valhalla 52.04.

1,600 Meter Relay

Muir (Pasadena) set the National Federation record of 3:37.69 at Walnut. Kennedy (Granada Hills) set the State Meet record of 3:37.71 at Cerritos College in 1981.

The top three qualifiers were Morningside (Inglewood), 3:44.93, Bishop O'Dowd (Oakland) 3:48.57, and Logan (Union City) 3:49.65.

Morningside won in 1990 (3:44.16). Poly (Long Beach) won in 1991 (3:48.85) and in 1992 (3:45.91).

The U.S. List included five teams from California: Skyline, the national leader at 3:43.0, Morningside 3:44.93, Poly

(Long Beach) 3:45.09, Logan 3:47.4, and Bishop O'Dowd 3:47.9.

Bishop O'Dowd won heat one in 3:51.33. Morse placed second in 3:52.31. Skyline, Oakland Section champion at 3:56.43, was third in 3:53.00.

Morningside, the Southern Section champion at 3:44.93, won heat two in 3:54.00. University (Los Angeles) was second in 3:55.78. Arcadia, third in the Southern Section at 3:54.39, was third in 3:57.00.

Poly, second in the Southern Section at 3:50.80, won heat three in 3:48.65. Logan placed second in the North Coast Section at 3:49.65, was second in the Southern Section at 3:56.75. North (Riverside) won in the Southern Section at 3:55.92, was third in 3:57.00.

Poly, the defending champion at 3:45.91, won the final in 3:42.75--it was the fastest in the nation this season.

Poly team was made up of Aminah Haddad, Ja'Launa Gilford, Latasha Prothro, and Andrea Anderson. Their splits were 58.3, 55.6, 56.0, 53.1. Skyline placed eighth last year in 3:55.27, placed second in 3:43.35. Skyline team was composed of Reyna Goodwin 58.4, Mallory Freeman 54.9, Smoke Walker 56.7, and Angela Harris 53.0. Bishop O'Dowd, third last year in 3:47.84, was third again in 3:44.96. The O'Dowd splits were: 58.2, 1:53.4 (55.2), 2:50.1 (56.6).

"I wasn't sure how close (Angela Harris) was," said Andrea Anderson, who ran the anchor leg in both relays, to Irvine (*Long Beach Press-Telegram*). "Coming around (final) turn, I could see her now and then I knew she was close."

Finals:
National Record: 3:37.69, Pasadena (Muir), 1985. State Record: 3:37.71, Granada Hills, CA (Kennedy), 1981.
1. Long Beach Poly
2. Skyline, Oakland

continued next

CIF / Reebok California State Meet

shop O'Dowd, Oakland 3:44.86
 James Logan 3:48.26
 Morningside, Inglewood 3:53.25
 University/LA 3:58.05
 Morse 3:59.12
 Jia DNS
 Riverside DNS
 1: 1. O'Dowd 3:51.33, 2: Morse 3:51.31, 3. Skyline 3:53.49, 4. Laguna Hills 4:00.50, 5. Woodland 4:02.49, 6. Redwood 4:03.70, 7. Del Mar 4:05.78, 8. Westchester 4:05.88, 9. West Valley 4:08.75.
 2: 1. Morningside 3:54.00, 2. University/LA 3:57.78, 3. Arcadia 3:57.46, 4. Amador Poly 3:59.29, 5. San Pasqual 4:02.76, 6. Miguel 4:04.99, 7. St. Ignatius 4:06.69, 8. West Valley 4:09.00, 9. Lowell 4:11.33.
 3: 1. Long Beach Poly 3:48.65, 2. James Logan 3:56.75, 3. North Riverside 4:03.40, 4. Los Gatos 4:00.88, 5. Carondelet 4:01.47, 6. Hoover/CE 4:06.30, 7. Kentwood 4:06.39, 8. Rancho Buena Vista 4:07.44, 9. Washington/LA 4:16.42.

High Jump

Amy Acuff (Calallen, Corpus Christi, TX) set the National Federation record of 6-3 in 1992. Larrese Johnson (Clovis) set the State Meet record of 6-2 in 1995.

The top five qualifiers were senior Kayla Ross (Newport Harbor); senior Kim Blankenship (Torrance); senior Tracye Lawyer (Cate); sophomore Tina Bowman (Newport Harbor); and senior Danielle Boswell (Bullard, Sno). All cleared 5-8 in their qualification meets.

The U.S. List included three Californians: Danielle Boswell (Bullard), junior Shamia Edwards (Ceres, Sunnymead) 5-8 who did not qualify for the State Meet, and Tina Bowman (Newport Harbor) 5-10.

Four jumpers cleared 5-6 in their qualification meets: Danielle Boswell (Bullard), the Southern Section champion at 5-6; Tina Bowman, fourth in the Southern Section at 5-8; Tracye Lawyer, third in the Southern Section at 5-8; and sophomore Misty May (Newport Harbor), fifth in the Southern Section at 5-7. Two cleared 5-5: sophomore Jamilla Churchill (Newport Harbor) and sophomore James Logan (Oakland), and sophomore Alicyn Chappelle (Clovis, San. City). Qualifying heights were: freshman Tara

Flaming (Immanuel), junior Erin Duffey (St. Francis, Mountain View), and senior Kayla Ross (Newport Harbor), fourth in the Southern Section at 5-8. Kim Blankenship, third in the Southern Section at 5-8, did not qualify, because she cleared 5-4 on her third attempt.

Tracye Lawyer, tied for sixth last year at 5-4, won the final at 5-10. Lawyer is the first state champion from Cate, an exclusive boarding school in the foothills of Carpinteria. She passed at 5-0. She cleared 5-2, 5-4, 5-6, 5-7, and 5-8 on her first attempt. She made 5-9 and 5-10 on her second attempt. She brushed the bar slightly at 5-10. She missed three times at 5-11.

"I still can't believe I did it," Lawyer said to Gregor Robin (Santa Barbara News-Press). "I'm out of it right now. I'm real tired because of the heat. But I just can't believe I jumped 5-10. Forget the state title. I was attempting those heights (5-10, 5-11, 6-0) so much in practice that when it came to competition I was not afraid of it. I didn't change my step or my approach. I just said I could do it (5-10) and I had confidence. "Cate is such a small school. Everybody there has been giving me their support since CIF. They were just happy that I got to state. But I think this will be a big deal because Cate is so small."

Misty May placed second at 5-10. Tina Bowman, fifth last year at 5-6, was third at 5-9. "We (May, Bowman, and Ross of Newport Harbor) wanted to get 1, 2, 3," May said to Jana Thompson (The Orange County Register). "We felt we could. But I'm happy. I felt I had a 5-11 but it didn't work."

Overall, May said, they were unenthused about the reincarnated meet. "Before, we had a big dinner and took a limo ride to the preliminaries. But it lost its meaning when it was canceled."

"This has never happened at a state meet," Coach Rick Foster (Newport Harbor) said to Kim Q. Berkshire (Los Angeles Times). "Three girls from the same school, in the same event, finishing second, third and fourth. What do you figure the odds of that happening are?"

"Everyone could have jumped higher. But when they'd move to another height, they'd try to do something a little different."

Finals:
 National Record: 6-3, Amy Acuff, Corpus Christi, TX, 1992. State Record: 6-2, Larrese Johnson, Clovis, 1985.
 1. Tracye Lawyer (12) Cate, Car 5-10
 2. Misty May (10) Newport Harbor 5-10
 3. Tina Bowman (10) Newport Harbor 5-9
 4. Danielle Boswell (11) Bullard 5-8
 5. Kayla Ross (12) Newport Harbor 5-8
 6. Alicyn Chappelle (10) Logan 5-6
 7. Tara Flaming (9) Immanuel 5-4
 8. Erin Duffey (11) St. Francis, MTWV 5-2
 Jamilla Churchill (10) O'Dowd DNS

Qualifiers: Flaming 5-4, Churchill 5-5, Chappelle 5-5, Duffey 5-4, May 5-6, Boswell 5-6, Bowman 5-6, Lawyer 5-6, Ross 5-4. Non-qualifiers: Kim Blankenship (Torrance) 5-4, Reisha Candidate (Clovis West) 5-2, Korya Hubbard (San Fernando) 5-0, Kathy Sorenson (Hilltop) 5-4, Shena Ferguson (Wash/SF) NH, Rochelle Ramos (EIKamReal) NH, Dana Warren (Narbonne) 5-0, Tiendres Rowden (Skyline) NH, Kirsten Collingwood (Torrey Pines) 5-0, Jenny Butler (San Pasqual) NH, Tina Farnady (Los Gatos) 5-4, Jayme Webb (WV) NH, Melanie Marius (Cordova) 5-0, Elizabeth Akdabe (Sonora) NH, Cortney Prevost (Fortuna) 5-0, Amy Cheli (Los Altos) 5-4, Callie Lemont (Ceres) 5-4, Traci Banks (Alhambra) NH.

Long Jump

Kathy McMillan (Hoke County, Raeford, North Carolina) set the National Federation record of 22-1 3/4 in 1976. Wendy Brown (Woodside) set the State Meet record of 20-9 3/4 in 1984 at the Los Angeles Coliseum.

The top three qualifiers were senior Marion Jones (Thousand Oaks) 20-7 1/4; senior Amy Littlepage (Mt. Miguel) 20-0; and senior Cheeza Figueroa (Quartz Hill) 19-1 1/4.

The U.S. List had two Californians: Marion Jones, the national leader at 21-7, and Amy Littlepage 20-5.

Marion Jones, the Southern Section champion at 20-7 1/4, won the trials with a jump of 19 1/2 (+3.27). Jones series 20-1 (+3.67), 20-8 3/4 (+2.1), 20-9 1/2. Amy Littlepage, the San Diego Section champion at 20-0, placed second at 19-7 (+2.38). Junior Ebonie Henderson (Bakersfield) was third at 19-5 3/4 (+4.35). The remaining qualifiers were: senior Keist Doby (Lynwood), fifth in the Southern Section at 17-11 3/4 (+3.77); senior Melinda Forest (Mt. Miguel) 19-1 3/4 (+5.11); senior Shena Ferguson (Washington, San Francisco) 19-1 1/2 (+1.92); Cheeza Figueroa, second in the Southern Section at 19-1 1/4, 19-0 1/2; freshman Jermæ Wright (Logan) 19-0 (+6.14); and junior Chele Reid (Folsom) 18-9 3/4 (+5.40).

Marion Jones, who started long jumping in March, set a new State Meet record of 22-1 1/2 (+1.48) in the final. Jones became the second best performer of all-time. Jones' series: 21-6 3/4, 21-4, 19-10 1/4, 21-6 1/4, 22-0 1/2, 21-2 3/4. Her winning performance would have placed her second at the USA Track & Field Championship held the same day in Eugene, Oregon. She would have received a place on the World Championship team.

"Of course, I would have been happy to get the record but it just wasn't meant to be," she said to Michael Rosenthal (Daily News). "I'm happy with 22 feet in my first year of long jumping."

"I thought I had it," said Jones to David Kirvin (News Chronicle, Thousand Oaks). "Jumping 22 feet is going to stick in my mind for a long time."

"I never seem to hit the (takeoff) board," Jones said to Woody Woodburn (Star Free Press).

IF / Reebok California State Meet

"That (the national record) is definitely on my mind coming in here, but I guess it wasn't meant to be," Jones said to John Ortega (*Los Angeles Times*). "It would have been nice to get that record, but I don't complain. Now I'm looking forward to spending the next four weeks lying in the sun and playing in the sand on the beaches in Belize."

Amy Littlepage placed second at 19-4 1/2 (+1.22). Cheeza Figueroa, fourth last year at 1-9, was third at 19-0 3/4 (3.36). Figueroa had a legal jump of 18-7 1/2 (+1.79).

Finals:
 National Record: 22-01.76, Kathy Milian, Raelore, NC (Hoke County), 1976. State Record: 22-0 1/2, Marlon Hayes, Thousand Oaks, 1993.
 Marion Jones (12)ThousOaks 22-0 1/2
 Amy Littlepage (12) Mt. Mig 19-4 1/2
 Cheeza Figueroa (12) Qtz Hill 19-0 3/4
 Jernae Wright (9) Logan 18-8 3/4
 Ebonie Henderson (11) Bkld 18-8
 Kelsa Doby (12) Lynwd, SJ 18-6 1/4
 Melinda Forest (12) Mt. Mig 18-5 3/4
 Michelle Reid (11) Folsom 17-8
 Lena Ferguson (12) WashVSF DNS
 Note: Marion Jones broke the state record 20-9 3/4 set by Wendy Brown of Woodlake High in 1984.

Qualifiers: Reid 18-9 3/4, Doby 19-4, Anderson 19-5 3/4, Wright 19-0, Ferguson 18-1 1/2, Forest 19-1 3/4, Figueroa 19-0 1/2, Littlepage 19-7 1/4, Jones 20-9 1/2.
Non-qualifiers: Jodi Bailey (Skyline) 17-3, Khalidah Shabazz (Hamilton) no mark, Crystal Griffin (Tat/LA) 15-11 3/4, Michelle Wood (St. Francis) 15-9, Gina Ocerera (St. Francis) 17-9 1/4, Hadiya Green (Logan) 16-6 1/2, Ymekia Powns (Locke) 15-8, Richele Hiebut (Clovis West) 17-4, Terrie Jansen (Redwood) 16-7 1/4, Eva Carter (West Vly) 17-6 1/2, Nicole McAllister (Clayton Vly) 17-5 1/4, Melanie Markus (Ordova) 16-11, Grace Upshaw (Acacia) 17-8 3/4, Jannifer Poll (Soquel) 17-3, Tracy Lawyer (Cale) 18-9 1/2, Tameka Porter (Orange Glen) 18-0 3/4, Tameka Hart (Monrovia) 17-7 1/4, Jessica Anton (Downey) 17-11 3/4.

Triple Jump

Juliana Yendork (Walnut) set the National Federation and State Meet record of 44-0 1/2 at Merritts College on May 31, 1991. The top three qualifiers were senior Cheeza Figueroa (Quartz Hill) 39-8 1/2; junior Tameka Porter (Orange Glen) 39-

8; and senior Amy Littlepage (Mt. Miguel) 39-8.

The U.S. List included four Californians: Tameka Porter 40-6 1/4, junior Ebonie Henderson (Bakersfield) 40-6, Amy Littlepage 40-4, and Cheeza Figueroa 39-8 1/2.

The big surprise of the trials came when senior Vanitta Kinard (El Camino Real), only second in the Los Angeles Section at 36-10w, won the trials with a jump of 40-2 3/4 (+2.73). Kinard's series: 38-7 1/4 (2.39), 40-2 3/4, 39-9 3/4 (+2.79). Kinard's best prior to the State Meet was 36-1 1/4 and 36-10w.

Cheeza Figueroa, the Southern Section champion at 39-8 1/2, placed second at 39-11 1/2 (+2.73). Tameka Porter, the San Diego Section champion at 39-8, was third at 39-7 (+1.57). The other qualifiers for the final were: junior Shadesa Pearman (Mt. Miguel) 39-2 1/2 (+1.96), Christine Sherwood (Watsonville) 38-10 1/2 (+1.65), junior Amber Roberts (Muir, Pasadena), second in the Southern Section at 39-2 1/4, 38-9 1/4 (+2.08); senior Katrina Hall (Franklin, Stockton) 38-4 1/2 (+2.53), Amy Littlepage, second in the San Diego Section at 39-6, 38-2 1/2 (+1.90); and senior Nikki Lawson (Mira Costa), fourth in the Southern Section at 38-1 3/4, 38-0 (+3.19).

Ebonie Henderson, the Central Section champion at 38-10 1/2, jumped 37-8 and did not qualify for the final.

Cheeza Figueroa won the final at 40-1 1/4 (-2.21). Figueroa's series: 38-10 3/4, 39-7 1/2, 39-8 1/4, 38-4 3/4, 39-9 1/4, 40-1 1/4.

"I knew I could do it (40 feet and the state title)," said Figueroa to Michael Rosenthal (*Daily News*). "I was just a matter of staying calm. I was ready for it."

"I feel very good about being able to win the way I did," Figueroa said to John Ortega (*Los*

Angeles Times). "I consider it a honor to take part in this meet and to be able to finish among the top four in three different events."

Figueroa also placed third in the long jump (19-0 3/4w) and fourth in the 100 high hurdles (14.67).

Vanitta Kinard placed second at 39-9 1/2 (-3.82), and Amy Littlepage was third at 39-0 3/4 (+0.27).

Finals:
 National Record: 44-0 1/2, Juliana Yendork, Walnut, CA, 1991. State Record: 44-0 1/2, Juliana Yendork, Walnut, CA, 1991.

1. Cheeza Figueroa (12) QtzHill 40-1 1/4
 2. Vanitta Kinard (12) ElCamR 39-9 1/2
 3. Amy Littlepage (12) Mt. Mig 39-0 3/4
 4. Tameka Porter (11) OrGlen 38-6 1/2
 5. Christine Sherwood (12)WashV 37-9 1/4
 6. Katrina Hall (12) Franklin 37-8 1/4
 7. Amber Roberts (11) Muir 37-5
 8. Nikki Lawson (12) MiraCosta 37-4
 Shadesa Pearman (11) Mt. Mig DNS
Qualifiers: Sherwood 38-10 1/2, Kinard 40-2 3/4, Hall 38-4 1/2, Lawson 38-0, Pearman 39-2 1/2, Roberts 38-9 1/4, Littlepage 38-2 1/2, Porter 39-7, Figueroa 39-11 1/2.
Non-qualifiers: Anissa Tan (Lowell) 34-3 1/2, Sakai Metcalf (Skyline) 36-2 3/4, Carey Moyles (Washington) 35-2, Stephanie Coleman 34-3, Yeko Ladzepko (Kennedy) 36-0 1/2, Keeta Zimmerman (Eureka) 35-11 3/4, Kendra Johnson (O'Dowd) 36-3 3/4, Stacy Snow (St. Francis) 34-4 3/4, Lavon Wade (Gardena) 35-8 3/4, Cindy Pettibon (Gunderson) 36-4, Hadiya Green (Logan) 36-6 1/2, Jessica Renton (Downey) 35-9, Richele Hiebut (Clovis West) 35-3 3/4, Angela Orlando (Linden) 34-9 1/2, Joanna Hayes (Arlington) 36-9 1/4, Ronette Harrison (Wasco) no mark, Ebonie Henderson (Bkld) 37-8, Kelsa Doby (Lynwood) 37-11.

Shot Put

Natahie Kaaiawahia (Fullerton) set the National Federation record of 53-7 3/4 at Norwalk on May 21, 1983. She set the State Meet record of 52-7 1/2 at Memorial Stadium in Bakersfield in 1983.

The top three qualifiers were senior Kristin Heaston (Ygnacio Valley, Concord) 50-3 1/4; senior Crystal Brownlee (Westlake) 45-11; and senior Lisa Misipeka (Temecula Valley) 45-11.

Kristin Heaston won in 1992 at 45-3 1/2.

The U.S. List included two

Californians: Kristin Heaston, the national leader at 51-11 1/2, and Crystal Brownlee 45-11 1/2.

Kristin Heaston, the Northern Coast Section champion at 45-3 1/4, won the trials with a jump of 47-3 1/4. Heaston's series: 45-10 1/2, 47-0 1/2, 47-3 1/4, 45-11 1/2, 47-3 1/4, 45-11 1/2, 45-11 1/2, 45-11 1/2, 45-11 1/2, 45-11 1/2. The other top three qualifiers for the final were: senior Beth Burton (Warren) fourth in the Southern Section at 42-9 1/2, 43-4; senior Neke Kawar (Crescenta Valley), third in the Southern Section at 42-3 1/4, 42-11 1/2; junior Gina Heads (Newport Harbor), fifth in the Southern Section at 42-4, 41-10; senior Chelsea Stephens (Atwater) 41-9, senior Lisa Stephane (Hoover, Fresno) 40-2, and senior Sharon Sweet (Edison, Fresno) 39-11 1/2.

Crystal Brownlee, the Southern Section champion at 45-11 1/2, put only 38-9 3/4 and did not qualify for the final.

Kristin Heaston, the defending champion at 45-3 1/2, set a new State Meet record in the final of 52-11 1/2--it was the best mark in the nation this season. She equals the number three all-time performer. Heaston's series: 52-11, 52-11 1/2, 51-11 1/2, 51-6 1/4, 52-1 1/2, no mark.

Heaston graduated from Ygnacio Valley in the morning then she flew from Oakland to Los Angeles International Airport. A former member of the University of California intercollegiate polo team coached by her father runs a limousine service. She was driven in a big stretch limo to Cerritos College. She arrived ten minutes late for the event, but the judges allowed her to compete.

"I know it's not fair to th

continued next page

IF / Reebok California State Meet

er athletes to show up late," Heaston said to Phil Wong (*San Francisco Examiner*). "But the he left late and we arrived at 10 instead of 1:50 p.m. All my parents were talking the CIF, telling them about situation."

"My heart was still beating fast," Heaston said to Darnier (*Contra Costa Times*). "It was my warmup. My motions were really going. My technique definitely didn't up to what it could have been up to," she said. "Under circumstances, I was really used."

Lisa Misipeka, second last year at 44-6 3/4, placed second in at 45-11. Lisa Stephany, ninth last year at 40-8, placed third at 43-11.

Finals:

National Record: 53-7 3/4, Natalie Kaulawaia, Fullerton, CA, 1983. State Record: 52-7 1/2, Kristin Heaston, Ygnacio Valley, 1993.

Kristin Heaston (12) Ygn Vly 52-11 1/2
Lisa Misipeka (12) TemecVly 45-11
Lisa Stephany (12) Hoov/CE 43-11
Gina Heads (11) NewportHarbor 43-6
Ada Kavar (12) Cresc Vly 43-5 1/4
Soozie Shanley (11) Tulare 42-8 1/2
Melissa Stephens (12) Atwtr 42-0
Beth Burton (12) Warren 40-8 1/2
Haronda Sweet (12) Edison 38-6

Kristin Heaston broke the state record of 52-7 1/2 set by Natalie Kaulawaia-Fullerton High in 1983.

Finalists: Stephens 41-9, Heads 41-10, Burton 39-10 1/2, Burton 43-4, Shanley 44-1, Stephany 40-2, Kavar 42-11 1/2, Misipeka 45-8, Heaston 47-3 1/4.

Qualifiers: Nicole Dillard (Mission) 1/2, Nandi Ellis (Skyline) 33-2, Melissa (El Cam Real) 32-9 1/2, LaDietra 32-1 1/2, Fonda McCormack (El Cam) 33-5 1/4, Adara Davis (San Pe) 35-0 3/4, Gloria Garcia (Valhalla) 35-8,

Kellie Scott (West Hills) 38-0 3/4, Ingrid Sipher (Pleas Vly) 38-8 1/4, Tyranda Stamps (Mt. Pleasant) 35-5, Charlene Bower (Gunn) 36-7, Saduifa Ellison (Hogan) 37-11, Cassie Knodel (Oak) 39-2 3/4, Karen McCall (S Rosa) 37-5, Nicole Brooks (Berkeley) no mark, Christina Etuale (Jefferson) 39-7 1/2, Correen DeLosSantos (Utah) 39-8, Crystal Brownlee (Westlake) 38-9 3/4.

Discus Throw

Melisa Weis (Bakersfield) set the National Federation record of 176-10 in Fresno on May 17, 1990. Leslie Deniz (Gridley) set the State Meet record of 172-11 in 1980 at Edwards Stadium in Berkeley.

The top three qualifiers were junior Suzy Powell (Downey, Modesto) 178-6 (the number four all-time performer); junior Soozie Shanley (Tulare) 148-11; and senior Kristin Heaston (Ygnacio Valley, Concord) at 145-11.

The U.S. List included three Californians: Suzy Powell 178-6, Soozie Shanley 148-11, and senior Lisa Stephany (Hoover, Fresno) 148-2.

Suzy Powell, the Sacramento Joaquin Section champion at 178-6, set a new State Meet record of 176-7 in the trials. Powell's series: 160-8, 175-8, 176-7. Kristin Heaston, the North Coast Section champion at 145-11, placed second at 148-10. Senior Staci Darden (Sonora) was third at 146-1. The other qualifiers for the final were: Soozie Shanley, the Central Section champion at 148-11, 145-1; senior Andrea Bill

(University), third in the Southern Section at 139-11, 139-0; freshman Mandy Buckley (Bakersfield) 138-11, junior Gina Heads (Newport Harbor), the Southern Section champion at 140-9, 137-9; senior Adara Newidouski (Dana Hills), second in the Southern Section at 139-11, 137-1; and Lisa Stephany, third in the Central Section at 141-8, 135-7.

Suzy Powell, the defending champion at 169-8, won the final at 168-11. Powell's series: 162-8, 168-11, 167-8, 155-0, no mark, 165-1.

Kristin Heaston had improved to 165-10, the second best mark in the nation this season, at the Golden West Invitational.

Kristin Heaston, ninth last year at 116-5, placed second at 158-11. Staci Darden was third at 149-0.

Finals:

National Record: 176-4, Cindy Johnson, Chandler, AZ, 1982. State Record: 176-7, Suzy Powell, Modesto, CA (Downey), 1993.

1. Suzy Powell (11) Dow, Mod 168-11
2. Kristin Heaston (12) Ygn Vly 158-11
3. Staci Darden (12) Sonora 149-0
4. Andrea Bill (12) University 148-8
5. Soozie Shanley (11) Tulare 144-6
6. Gina Heads (11) NewportHarbor 139-8
7. Adara Newidouski (12) DHills 131-2
8. Lisa Stephany (12)Hoov/CE 127-7
9. Mandy Buckley (9) Bkld 110-11
Qualifiers (Note—Suzy Powell bested the previous state record of 172-11 set by Leslie Deniz (Gridley) in 1980 in the qualifying round): Darden 146-1, Newidouski 137-1, Bill 139-0, Heads 137-9, Stephany 135-7, Buckley 138-11, Heaston 148-10, Shanley 145-1, Powell 176-7 (new record).
Non-qualifiers: Mandi Ellis (Skyline) 103-10, Nicole Dillard (Mission) no mark, Michelle Breaux (Bonita Vista) 115-4, Kristin Gab-

bard (Novato) 113-8, Kim Matherly (Clayton) 108-11, Tyranda Stamps (Mt. Pleasant) 133-5, Tia Anderson (Clayton Vly) 114-1, Angela Bernal (Live Oak) 102, Fonda McCormack (El Capitan) 125, Monica Sullivan (Watsonville) 123-2, Ingrid Sipher (Pleas Vly) 119-11, Robyn Flynn (Fortuna) 133-7, Jeannie Tufu (Hogar 11, Amy Blackburn (Don Lugo) 133-1, dia Lopez (Arroyo Grande) 135-5.

Girls Team Scores

Poly (Long Beach), first year with 39 points, won the team title again with 56. "The girls track team at Poly is the thing now," said Poly coach Don Norford, who took over boys and girls programs in 1989, to Steve Irvine (*Long Beach Press-Telegram*).

Bishop O'Dowd (Oakland) placed third last year with 24 points. It improved to second place with 37 points.

Thousand Oaks, fifth last year with 21 points, was third with 30 points.

1. Long Beach Poly 56 points—14 Andrea Anderson (2nd 100, 3rd 200); 14 Nah Haddad (3rd 100, 2nd 200); 6 She Rhetta (3rd 800); 2 Latasha Prothro (400); 10 1st 400 relay; and 10 1st 1,600 relay.

2. Bishop O'Dowd—14 Bissa Grant (100, 5th 200, 1st 100H); 10 Miesha Zell (1st 800); 6 Crystal Miles-Threat (400); 1 Candace Miles-Threat (8th 800, 3rd 1,600 relay).

3. Thousand Oaks—30 Marion Jones (100, 1st 200, 1st long jump).

4. Skyline, Oakland 27. 5. Newport Harbor, Newport Beach 22. 6. Fallbrook, CA Hill & Morningside, Inglewood 20. 9. Ygnacio Valley 18. 10. Wilson, Long Beach 18. Mt. Miguel & Downey, Modesto 14. 13. James Logan 11.

Note: Second straight title for Long Beach Poly.



Books for Runners

THE CAVU COMPANY

To receive a FREE CATALOG or more information, contact: BOOKS FOR RUNNERS / The Cavu Company
386 Portlock Road, Dept. CA
Honolulu, HI 96825-2027
(808) 395-2664

- 250 titles for everyone from novice to advanced competitor
- Selections include: target training, nutrition, masters and youth interests, triathlon beginners, strength training, long distances and the general fun of running
- Books listed range from \$5 to \$50 from general to scientific for the athlete, coach or track & field runner.
- New releases share pages with many old favorites and hard-to-find titles. Most are in the \$15 range.



PREP NOTES

By KEITH CONNING

FAX : (510) 849-3342 --
Northern California Results
anted

Please fax Northern California high
school cross country and track results to
(510) 849-3342. Or send them to Keith
Conning, 2235 Browning Street, Berkeley, CA
94702-1823.

Marion Jones vs. Chandra Cheeseborough WHO WAS THE FASTEST FEMALE HIGH SCHOOL SPRINTER OF ALL-TIME?

Dave Hurlbert of Loara High School, the
track announcer at the state meet, called
Marion Jones (Thousand Oaks) "the greatest
high school sprinter of all-time."

"Too much light often blinds gentlemen of
this sort. They cannot see the forest for the
trees." Musarion [1768], canto II, by
Christopher Martin Wieland (1733-1813).

Marion Jones is truly a great sprinter!
However, we sometimes lose sight of what
has happened in the past. I would like to make a
case for another great sprinter from 17 years
ago.

Let's not forget Chandra Cheeseborough
(Ribault, Jacksonville, Florida, 1977). She
held the national record (recognized by *Track
Field News*) of 11.13 (+2.0) at the United
States Olympic Trials at Eugene, Oregon, on
September 21, 1976. She placed second behind
Linda Morehead's 11.08. It was between
her junior and senior year in high school. She
placed sixth in the Olympic Games 100 me-
ter race in 11.31 on July 25, 1976.

Cheseborough was ranked eighth in the
world, and second in the United States by
Track & Field News in 1986.

Marion Jones set the National Federation
record of 11.14 (+1.7) in the state meet on
September 6, 1992. Jones was not ranked in the
world, but was ranked fifth in the United
States in 1992.

Cheseborough had a faster time and a
higher ranking in the 100 meters.

Jones is arguably a better 200 meter run-
ner. Jones holds the national record of 22.58.

Cheseborough's best was 22.77 at alti-
tude.

Cheseborough was ranked fifth in the
world and second in the United States in the
200 meters in 1975. Cheseborough fin-
ished second in the 200 meter Olympic Trials
in 1976, and placed sixth in the semi-finals at
the Olympic Games.

Last year Jones was not ranked in the
world and was fifth in the United States in the
200 meters. Even though Jones has run
faster at 200 meters, Cheseborough had a
higher ranking among her contemporaries
and made the Olympic team.

Women's All-Time Outdoor List 100 Meters

- 11.13 *Chandra Cheeseborough (Ribault,
Jacksonville, FL) 76
- 11.14 *Marion Jones (Thousand Oaks, CA) 92
- 11.17A *Wendy Vereen (Trenton Central,
Trenton, NJ) 83
- **Jones (Rio Mesa, Oxnard, CA) 91
- 11.24 *Jones 92
- 11.26 *Cheseborough 76
- 11.28 *Cheseborough 76
- *Angela Burnham (Rio Mesa,
Oxnard, CA) 88
- **Jones 91
- *Jones 92
- Jones 93

Source: *HIGH SCHOOL TRACK*, 1993, by
Jack Shepard.

21st Annual San Francisco/AAA Cross Country Invitational Meet

The 21st annual San Francisco/AAA
Cross Country Invitational Meet will be held
on Saturday, September 18, 1993, in Speed-
way Meadow and the southwest portion of
the Polo Fields in Golden Gate Park. This will
mark the 15th consecutive year that Lowell
High School has sponsored this meet.

There will be three races for girls (Frosh/
Soph, Junior Varsity, and Varsity) and four
races for boys (Freshmen, Sophmore, Junior
Varsity, and Varsity). The distance will be
approximately 3.1 miles for Varsity & Junior
Varsity races and 2.2 miles for Frosh/Soph

rades. This meet has traditionally been a
key meet and they welcome all teams reg-
ardless of their team size or experience.

Entry fees will be \$4.00 per individual
and \$18.00 per team with a \$65.00 maximum fee
for each school (still one of the lowest fees in
Northern California).

Leave a message at 415-759-2730 (you
may also speak with Jim Thomas at this num-
ber), or call Andy Leong, the Lowell coach
at 415-666-0699 extension 5 during the day
or 415-587-2472 in the evenings.

*(Prep Editor: This is a favorite of mine
because it is usually considerably cooler in
San Francisco than in other cities at this time
of year. Plus I ran high school cross country
at Golden Gate Park back in the 1950's. It is
a beautiful site for a course. If you prefer a
hotter climate you can try the Ed Sias Invita-
tional below.)*

9th Annual Ed Sias Cross Country Invitational

The 9th annual Ed Sias Cross Country
Invitational will be held on Saturday, Septem-
ber 18, 1993 at Hidden Valley Park in Mar-
inez. All races will be two miles. There are
a variety of hills and level areas winding
through the park.

There are four boys' races (frosh, junior
varsity, frosh soph, and varsity). There are
two girls' races (junior varsity and varsity).
Also of note to coaches that run, there will
be a coaches' race.

The entry fee is \$80.00 for a team of 10
boys and girls. \$45.00 for a boy's team or
girl's team only.

Contact: Steve Nesheim, College Park
High School, 201 Viking Drive, Pleasanton,
CA 94523. Phone: (510) 682-7670.

Central Section

Sanger, May 20--Sophomore Marqu
Holiwell (West, Bakersfield), the defendin
champion in the 100 meters at 10.70, won
10.57. Junior Vondre Armour (Bakersfield)
the two-time defending champion in the 800
meters at 1:55.60 (1991) and 1:53.68 (1992)
set a new meet and section junior class

continued next page

PREP NOTES

rd of 1:50.23. The old meet record of 1:53.63 was set by Louie Calderon (Sanger) in 1981. Clark Mitchell (Bakersfield) ran the pole vaults in 1:52.0 in 1965, which is superior to Calderon's mark. The old section junior pole vault record of 1:51.3 was set by Clark Mitchell in 1964. Senior Adrian Garcia (Roosevelt, Fresno), third last year at 1:56.16, placed second at 1:52.70.

Junior Robby Weighall (Highland), second in the pole vault last year at 14-9 1/2, set a new meet record of 15-9 1/4. The old meet record of 15-7 was set by David Cox (Hoover) in 1991. Bakersfield won the boys' team title with 43 points. Lemoore and Clovis West tied for second at 50.

Junior Ebonie Henderson (Bakersfield) set a new meet record of 11.92 in the 100 meters. The old meet record of 12.10 was set by Monica Nicks (Tulare Union) in 1987. Sophomore Renee Cobb (Hoover, Fresno) placed second in 12.04. Sophomore Kristie Johnson (Central, Fresno), the defending champion in the 800 meters at 2:13.53, ran 2:14.50. Junior Jenny Mortenson (Redwood, Visalia) set a new meet record of 5:03.56 in the 1,600 meters. The old meet record of 5:03.72 was set by Sarah Dawson (Hoover) in 1992. Junior Linda Goen (North) ran the mile in 14:41 in 1979. (See the story below.) Junior Bri Fancon (Taft) placed second in 15:04.

Sophomore Tina Watkins (South, Bakersfield) set a new meet record of 15.26 in the 100 yard high hurdles. This is the first year for the girls' high hurdles.

Sophomore Allison Wilbourn (Redwood, Visalia) ran the 300 hurdles in 45.02.

The Hoover (Fresno) girls' 400 meter relay team of J. Gearon, R. Cobb, D. House, and M. Greathouse ran 48.59.

Junior Danielle Boswell (Bullard, Fresno), the defending champion at 5-8, cleared 5-8. Junior Faith Yee (Bullard, Fresno) set a new meet record in the pole vault at 8-0. There were eight girls over six feet. This is the first time that this event has been contested.

Junior Ebonie Henderson (Bakersfield) jumped 18-7 3/4. Henderson, the defending champion at 38-11 3/4, won at 38-10. Senior Robbette Harrison (Wasco), second last year at 36-10 1/2, placed second at 36-10 1/2.

Senior Lisa Stephaney (Hoover, Fresno), the two-time defending champion at 41-7 (1990) and 44-6 (1992), won at 43-7 1/2. Junior Bozbie Shanley (Tulare), second last year

at 40-11, placed second again at 43-6. Senior Sharonada Sweet (Edison, Fresno) was third at 42-5.

Shanley, third in the discus last year at 127-4, won at 148-11. Freshman Mandy Buckley (Bakersfield), the sister of Jeff Buckley, the 1991 and 1992 State Meet discus champion, placed second at 142-4. Stephaney, the defending champion at 143-6, placed third at 141-8. Junior Diane Hart (North, Bakersfield) was fourth at 140-5, and Marisol Flores (Selma) was fifth at 134-8.

Hoover (Fresno) won the girls' team title with 72 points. Bakersfield was second with 43 points, and Redwood (Visalia) was third with 40 points.

■ Questionable meet record in Central Section girls' 1,600 meters

Jenny Mortenson (Redwood) was credited with a new meet record of 5:03.56 in the girls' 1,600 meters at the Central Section Championship. The program lists two CIF Valley Meet Records: 1992, 5:03.72am, Sarah Dawson, Hoover; and 1979, 4:58.41y, Linda Goen, North.

In my opinion, the time for Goen at the mile should be the meet record. The mile is longer than the 1,600 meters. So how can you possibly credit an inferior time at a shorter distance as the meet record? Goen came through 1,600 meters in her race faster than Dawson or Mortenson did.

■ Suzy Powell (Downey, Modesto) Sets Section Meet Record

Sacramento Section Trials, Modesto Junior College Stadium, Modesto, May 26-- Junior Suzy Powell (Downey, Modesto), the defending champion in the discus at 157-6, set a new meet record of 172-2. The old meet record of 164-10 was set by Nickerson (Cordova, Rancho Cordova) in 1982.

■ Central Coast Section

San Jose City College, May 27-- Calvin Harrison (North Salinas, Salinas) set a new meet record in the 200 meters in 20.95 (+1.60). The old meet record of 20.9 was set by Millard Hampton (Silver Creek, San Jose) in 1974. Alvin Harrison, Calvin's twin brother, placed second in 21.27. Shon Lewis (Willcox), second last year in 21.58, placed third

in 21.41. Jack Beloney (Oak Grove), third last year in 21.89, was a non-qualifying for in 21.46.

Sophomore Jason Williams (Gunn, Palmdale) won the 800 meters in 1:53.57. Junior Mike Powers (Fremont, Sunnyvale), third in the 1,600 meters last year in 4:18.69, dropped down to placed second in 1:53.76.

Senior Juan Pinal (Overfelt, San Jose) ninth in the State Meet Division I Cross Country Championship, won the 1,600 meters in 4:16.72. Sophomore Jason Balkman (Lybrook, San Jose), second last year in the 3,200 meters in 9:22.15, won in 9:15.15.

Junior Coke Edmon (Bellamine, San Jose) won the 300 hurdles in 37.67. Henry Barnhill (Mountain View) placed second in 37.74.

The North Salinas 1,600 meter relay team, which included Alvin Harrison running the second leg and Calvin Harrison anchoring, set a new meet record of 3:14.87. The old meet record of 3:15.8 was set by Los Altos in 1970, a team which was anchored by Rick Brown.

Junior Scott Slover (Leland, San Jose) the defending champion at 15-0, set a new meet record in the pole vault at 16-10. The old meet record of 16-0 1/2 was set by Ed Lasquette (Mt. Pleasant, San Jose) in 1990. Senior Brandon Vance (Los Gatos), third last year at 14-4, placed second at 16-0. Senior Tom Ryan (Bellamine) was third at 15-6.

Senior Jason Young (Piedmont Hills, San Jose) put the shot 60-2 3/4.

Senior Lisa Bittner (Leigh, San Jose) placed second in the 100 meters last year at 12.44 (+0.10). Bittner also won the 200 meters in 24.68 (+1.00).

Junior Veronica Woods (Independence, San Jose) won the 400 meters in 56.91.

Junior Christine Stavolone (Presentation, San Jose) won the 1,600 meters in 5:03.74. Freshman Debra Bleisch (Silver Creek, San Jose) placed second in 5:05.08. Junior Ann Baldwin (St. Ignatius, San Francisco), third last year in 5:08.44, was third again in 5:06.35. Junior Lisa Crouch (Aptos), the defending champion at 5:07.22, was fourth in 5:06.97.

Senior Domitilla Torrens (St. Francis) won the 3,200 meters in 11:03.46. Sophomore Nicole Silva (Aptos) placed second in 11:06.60, and sophomore Marla Pleyte (Hollister) was third in 11:01.73.

Sophomore Jennifer Odum (Independence, San Jose), the defending champion in the 300 hurdles last year at 44.61, won in

PREP NOTES

3.5. Junior Kim Veeder (Los Gatos), third star at 45.21, placed second at 44.5. Junior Melanie Cafe (Santa Cruz) was third in 5.0.

The Los Gatos girls' 400 meter relay team in 48.72 and it's 1,600 meter relay team won 3:58.95. Del Mar (San Jose) placed second 3:59.32, and St. Ignatius (San Francisco) as third in 3:59.86.

Christina Etuale (Jefferson, Daly City) put the shot 41-10. She is coached by Pat Lewis, the brother of Mike Lewis (Lincoln, San Francisco 1957). Mike placed fourth in the 957 State Meet shot put at 60-2 1/4. Mike also coaches Greg Tafrales, the leading shot putter in the world last year. Pat uses some of the techniques, which his brother Mike has passed along to him.

Oakland Section

Laney College, Oakland, May 27--The Skyline girls' team won all 15 events. They scored 267 points out of 330 possible. "I don't think any team has scored that many points in a league meet," Darrell Hampton, the Skyline coach, said to Scott Strain (*Oakland Tribune*). "That's what we wanted to do."

Malika Freeman (Skyline) won the 400 meters in 55.88 and Angela Harris (Skyline) won the 300 hurdles in 44.55.

"There is one girl from Morningside that could give me problems," said Harris to Strain. "My goal was to make it to state. I've had the top time in the state and the No. 3 time in the nation. I just have to keep myself focused and go for it."

The Skyline girls' 400 meter relay team of Smoke Wallace, Freeman, Reyna Goodwin, and Harris won in 46.87.

The Skyline girls' 1,600 meter relay team of Goodwin, Freeman, Wallace, and Harris won in 3:56.43.

Suzy Powell (Downey, Modesto) Breaks National Junior Class Record

Sac-Joaquin Section Finals

Modesto Junior College Stadium, Modesto, May 28--Suzy Powell (Downey, Modesto), the defending champion in the discus at 157-10, set a new national junior class and meet record of 178-6. The old junior class record of 175-10 was set by Leslie Deniz (Gridley) in 1979. The old meet record of 172-2 was set by Powell in the trials on Wednesday.

Powell's series: 171-6, 178-6 (fifth best throw

ever), no mark, 176-2 (ninth best ever), 168-11, 173-5. Only three preps have ever thrown farther: Deniz (183-11 and 178-8 in 1980), Janet Hill (Washington, Shreveport, Louisiana) (179-4 in 1988), and Teresa Sherman (South Point, Ohio) (179-4 in 1989). According to her father Mac Powell, she was throwing in dead calm conditions.

In the trials on Wednesday, which I witnessed, Powell was throwing with a hindering wind from the south. Therefore, her record throw in the finals was not a surprise to me.

There was an excellent field throwing with Powell including Stacy Darden (Sonora) 137-3, Jeannine Tufu (Hogan) 136-3, Sarita Ellison (Hogan) 134-7, and Cassie Knodel (Galt) 133-5. A total of five throwers made *Track and Field News* reporting standards. The top three in each event advance to next week's State Meet at Cerritos College in Norwalk.

Anthony Volsan (Merced), second last year at 10.47, set a new meet record in the 100 meters of 10.42. The old meet record of 10.50 was set by Ali Evans (Vallejo) in 1992. Lindsey McDonald (Merced) placed second in 10.52, and Brian Lewis (Highlands), third in 10.57 in 1992, was third again in 10.58. Evans, who was injured earlier in the season, placed sixth in 10.83. Volsan, the defending champion in the 200 meters at 21.18, edged Lewis, second last year in 21.36, by .01--21.27 to 21.28. McDonald was third in 21.51.

Brian Wilkinson (Merced), the defending champion in the 800 meters at 1:54.01 and the second fastest 800 meter runner in the country this season at 1:49.50, who is coming back from an injury which prevented him from going to the Arcadia Invitational, won in 1:54.52. On Wednesday in the trials he showed great acceleration on the anchor leg of the 1,600 meter relay, by blowing by another runner on the backstretch.

Wilkinson, the defending champion in the 1,600 meters at 4:15.80, won in 4:17.24. Wilkinson has decided to concentrate on this event for the State Meet.

Matt Farley (Jesuit, Carmichael), tenth in the State Meet Division II cross country, won the 3,200 meters in 9:13.72. Knudsen (Del Campo, Fair Oaks) placed second in 9:16.14.

Adrian Williams (River City, West Sacramento) edged Kyle O'Neill (Bella Vista, Fair Oaks), third last year in the 300 hurdles in 38.3, with both receiving a time of 37.6.

"He came out of nowhere," O'Neill said to Jim Loftus (*Sacramento Bee*). "I'm still trying to figure out what happened. But down at state, I'm going to destroy him. This is a

shock to me. He will not beat me again."

"I think it's a good wakeup call for K. Bella Vista coach Ed Lloyd said.

The Merced boys' 400 meter relay team won in 41.57.

Brandon Doss (Bella Vista, Fair Oaks) the defending champion in the triple jump at 47-8, went 49-1. Jason Sargent (Vallejo) second at 48-2 1/2.

Tye Harvey (Sonora), the national leader in the pole vault at 17-1, set a new meet record of 16-2. The old meet record of 15-11 was set by Hempstead of Elk Grove in 1992.

Michelle Reid (Folsom) defeated Ada Adams (Dixon) in the 100 meters--12.18 to 12.21. Reid also won the 200 meters in 24.95.

Kristi Holinka (Mira Loma, Sacramento) won the 400 meters in 56.77. Patrina Hall (Franklin, Stockton), the defending champion at 57.15, placed second in 56.93.

JoAnna Cerri (Downey, Modesto) won the 800 meters in 2:15.65 and the 1,600 meters in 5:06.31. She has decided to concentrate on the 1,600 meters in the State Meet.

Grace Dumell (Merced), the defending champion in the 3,200 meters at 11:09.44, ran 11:03.66. Sarah Dickerman (Del Campo, Fair Oaks) was second in 11:11.98, and Martinez (Wood, Vacaville), second last year at 11:10.85, was third in 11:12.45.

Childera Madu (Valley, Sacramento) won the 100 high hurdles in 14.86.

Sara Garcia (Woodland), second last year in the 300 hurdles at 44.7, beat Patricia Hall (Franklin, Stockton)--44.7 to 45.0.

The Vallejo girls' 400 relay team won in 48.66.

Katrina Hall (Franklin, Stockton), the defending champion in the triple jump at 37-4, went 37-11 1/2. Angela Orlando (Livermore) was second at 37-8 1/4.

Chelsea Stephens (Atwater), the defending champion in the shot put at 42-11 1/2, set the shot 41-11.

Girls Discus All-Time List Through May 28

183-11	Leslie Deniz (Gridley, Ca) 80
179-4	Janet Hill (Washington, Shreveport La) 88
	Teresa Sherman (South Point, Oh)
178-8	Deniz 80
178-6	*Suzy Powell (Downey, Modesto,
177-7	Deniz 80
176-10	Melissa Weis (Bakersfield, Ca) 90
176-4	Cindy Johnson (Chandler, Az) 82
176-2	Powell 93

continued next

PREP NOTES

-10 Dentz 79
-0 Dentz 80
-10 Dentz 80
Hill 88

Source: *High School Track 1993*, Jack
Spard.

Bobby Frick (Redwood, Larkspur) son of Bob Frick (San Ramon)

North Coast Section Meet of Champions
at Edwards Stadium, Berkeley, May 28--
Freshman Bobby Frick (Redwood, Larkspur),
who jumped with a shaved head, no heighted
in the high jump trials. He had qualified in the
NCS 2A meet with a jump of 6-0.

His father Bob Frick (San Ramon, Dan-
ville) won the State Meet 100 yard dash in 9.6
in 1935! Frick tied the State Meet record set
by Frank Lombardi (Los Angeles) in 1928.
Lombardi's mark equalled the world record in
1928!

The Jimmie Johnson (Mission San Jose, Fremont) Scholarship Case

Edwards Stadium, Berkeley, May 28--The
following announcement was read before the
opening of the 400 meters at the North Coast
Section Meet of Champions Trials by veteran
announcer Sandy Berman. I read the an-
nouncement before the running of the 200
meters, because Berman had left due to ill-
ness.

"There will be a hearing in Department 31
of the Alameda County Superior Court on
Wednesday, June 3 at 4:00 p.m. to determine
the eligibility status of Mission San Jose High
School student Jimmie Johnson to compete
in the Meet of Champions.

At the direction of Alameda County Su-
perior Court Judge Kraetzer a third heat of the
(400) meters will be run. The heat will
consist of one runner--Jimmie Johnson.
The timed heat is being run to determine if
Jimmie's time would have qualified him for the
race tomorrow. If Jimmie prevails in his
hearing for a Temporary Restraining Order on
Wednesday, and if he achieves one of the six
fastest non-heat winning qualifying times, he
will be eligible to participate in a runoff on
Friday against the fourth place finisher in
tomorrow's finals. The winner of the runoff
will qualify for the State Meet."

Jimmie Johnson ran 49.27 and 22.32 by himself.
He achieved one of the six fastest non-heat win-

ning qualifying times. His 400 time was the
fastest non-heat winning time. In fact only
Laivian Coleman (El Cerrito), the winner of
section 2 in 49.18 ran a faster time in the
trials. Johnson's 200 time was the fastest in
the trials.

The ball is now in Judge Kraetzer's court!
Johnson placed second in the Meet of
Champions 400 meters last year and placed
sixth in the 1992 State Meet. His uncle Russ
Pierce has provided the financing for the
Pierce/Golden Bear Relays. Johnson has re-
ceived a track scholarship from Stanford Uni-
versity.

North Coast Section Meet of Champions Trials

Edwards Stadium, Berkeley, May 28--
Senior Derrick Mitchell (Mt. Eden, Hayward)
triple jumped 48-2 1/2 (legal).

Junior Bisa Grant (Bishop O'Dowd, Oak-
land) won section one of the 100 meters in
11.99 (+1.88). Sophomore Kelli White (Lo-
gan, Union City) won section two of the 100
meters in 12.06 (+3.59). Junior Tamika Brown
(Fort Bragg) placed second in 12.18.

Bisa Grant and White, the two section
winners in the 100 meters, faced off in the
200 meters. Grant defeated White--24.54
(+1.23) to 24.75.

Junior Latasha Gilliam (Pittsburg) edged
sophomore Tiffany Roberts (Carondelet) in
the 400 meters--56.68 to 56.80. Gilliam
placed second in the 1992 State Meet and
Roberts is an All-American in soccer, who has
accepted a soccer scholarship to Notre
Dame. They were battling shoulder-to-
shoulder down the stretch. With about 50 me-
ters left in the race Gilliam slowed down then
regained her form enough to win. However,
she injured herself in the supreme effort to
beat Roberts.

Senior Miesha Marzell (Bishop O'Dowd,
Oakland), the 1992 State Meet 800 meter
champion, won section one in 2:11.96. Sen-
ior Vicky Fleschner (Fortuna) placed second
in 2:12.97.

Bisa Grant (Bishop O'Dowd, Oakland)
won section one of the 100 meter hurdles in
14.33 (+2.01). Junior Jenny Berrien (Berke-
ley) was second in 14.93.

Junior Sunshinne Peterson (Logan, Un-
ion City) set a new meet record of 14.75
(+0.74) in section two of the 100 meter
hurdles. Grant's mark of 14.33 in section one
did not count as a meet record, because it
was wind-aided. Freshman Ayana Grant

(Bishop O'Dowd, Oakland), Bisa's siste
placed second in 14.84.

The Logan (Union City) girls' 400 me
relay team ran 48.18.

Freshman Jemae Wright (Logan, Un
City) long jumped 18-7 1/4 (legal).

The Logan girls' 1,600 meter relay te
won section one in 3:57.11. Bishop O'D
won section two in 3:59.47.

Senior Kristin Heaston (Ygnacio Vall
Concord) set a new meet record of 51-0
in the shot put. The old meet record of 49-2
was set by Heaston in 1992. Senior Core
De Los Santos (Ukiah) was second at 42
4, and senior Karen McCall (Santa Rosa)
third at 41-4 1/2.

North Coast Section Me of Champions Finals

Edwards Stadium, Berkeley, May 29--
Senior Byron Casey (American, Fremont)
who won the Mt. SAC 300 meter intermed
hurdles, set a new meet record of 38.01.
The old meet record of 38.10 was set by John
ry (Ygnacio Valley, Concord) in 1987.

"I know I have to work a little," said Ca
to Darren Sabedra of the *Mercury News*, w
asked about his chances next week. "I'm
going to take fourth when I get down there
I'm going to work for first."

Sophomore Kelli White (Logan, Union
City) won the 100 meters in 11.91 (+2.02).
Junior Bisa Grant (Bishop O'Dowd, Oakla
second last year in 12.43, placed second
again in 11.96.

White, third in the 200 meters last year
25.99, also won the 200 meters in 24.09
(+2.03). Bisa Grant placed second in 24.
and junior Tamika Brown (Fort Bragg) was
third in 24.92.

White is the daughter of Pittsburg coach
Willie White, who won the State Meet 100
dash in 1956 in 9.5 for Jefferson of Los An-
geles. Her mother is Deborah Byfield, who
was a member of the 1972 Jamaican Olym
Team in the 400-meter relay. Byfield (Ber
ley 1973) ran the 100 meters in 11.5 and th
200 meters in 23.7.

"I want to win four medals," White said
Sabedra. "But just because you're a year
er doesn't make any difference. Today, I
wanted to win. I used all the strategy my
coaches told me to use."

"I didn't even look at last week's times
said White, who felt she had sub-par per-
formances at the NCS 3A, to Matt Maiocco o
The Argus. "Every week is a new week."

PREP NOTES

"We've talked about what it takes to get the next level," Logan Coach Jim Guscelte told Sabedra. "Right now, it's Kelli White who wants it. Not just her dad or me. It's ..."

Freshman Crystal Miles-Threat (Bishop O'Dowd) beat sophomore Tiffany Roberts (Caldwell, Concord) in the 400 meters--56.13. Junior Latasha Gilliam (Pittsburg), defending champion in 56.08 and second at the 1992 State Meet at 55.06, was injured in trials, and did not run the final.

Senior Miesha Marzell (Bishop O'Dowd), defending champion in the 800 meters at 2:09.48, the current state leader and the defending State Meet champion at 2:10.29, won 2:11.94. Senior Vicky Fleschner (Fortuna), first last year in 2:15.10, placed second in 2:14.12.

Senior Michelle Muething (Amador Valley, Pleasanton), fourth in the 800 meters last year in 2:15.41, moved up to the 1,600 meters and won in 5:03.98. Sophomore Alison Lamart (Northgate, Walnut Creek) was second in 5:07.60.

Both Marzell, the 800 winner, and Muething, the 1,600 winner, are going to attend Georgetown University in Washington, D.C.

In the race that had the best depth, sophomore Elissa Riedy (Mission San Jose, Fremont), second last year in the 3,200 meters in 11:17.85, won in 11:00.56. Senior Erin Brien (Campolindo, Moraga) was second in 11:06.49, freshman Heather Wallace (Clayton Valley, Concord) was third in 11:06.63, junior Sara Jakel (Sonoma Valley) was fourth in 11:07.88. Sophomore Lori Riedy (Mission San Jose), the twin of Elissa, was a non-qualifying fifth in 11:09.97. The North Coast Section sends its first four finishers to the State Meet.

Bisa Grant set a new meet record of 1:47 (-1.26) in the 100 hurdles. The old meet record of 1:47.75 was set by junior Sunshinne Peterson (Logan) in the trials. Peterson, third last year at 1:47.87, was second in 1:46.11. Freshman Ayana Grant (Bishop O'Dowd), Lisa's sister, was third in 1:47.8.

"We had some difficulty doing better today," Bisa Grant said to Dan de Carbonel of the *Oakland Tribune*, "but we still did well. It's good."

Junior Kim Couvson (American), the defending champion in the 300 meter low hurdles in 45.07, won in 44.32. Sophomore Monique Dale (Logan) was second in 44.64, Ayana Grant was third in 44.94, and sophomore Julie Peterson (Ferdale) was fourth in 45.07.

The Logan girls' 400 meter relay team of freshman Jemae Wright, Susan Turner, Kelli White, and Sunshinne Peterson ran 48.0. Bishop O'Dowd, who ran 47.93 for seventh at Arcadia, false-started in the NCS 2A meet and did not qualify for the Meet of Champions.

The Bishop O'Dowd girls' 1,600 meter relay team of freshman Candace Miles-Threat, freshman Crystal Miles-Threat, junior Bisa Grant and senior Miesha Marzell won in 3:48.57. The Logan team of sophomore Monique Dale, sophomore Kelli White, junior Sunshinne Peterson, and senior Charlene Baldwin placed second in 3:49.65. The Amador Valley team of senior Michelle Muething, junior Lisa Morrison, sophomore Liz Pappas, and Heather Morgan placed third in 3:58.30.

"We were nervous today, knowing the state meet is next week. But all year long we've been pointing toward state, that's what it is all about," said Marzell to de Carbonel.

"We've got a lot of work to do," said Candace Miles-Threat, "But if we all do as well as can we'll definitely win it all."

Freshman Jemae Wright (Logan) long jumped 18-8 1/4 (+0.11).

Senior Kristin Heaston (Ygnacio Valley, Concord), the defending champion at 49-2 1/2, the current national leader at 51-11 1/2 and the defending State Meet champion at 45-3 1/2, put the shot 50-3 1/4. Heaston's series: 49-3, no mark, no mark, 49-4 1/4, 48-5, 50-3 1/4. Senior Coreen De Los Santos (Ukiah), third last year at 40-4 1/4, placed second at 42-1, and junior Nicole Brooks (Berkeley) was third at 41-7.

Heaston, the defending champion in the discus at 133-9, won with a throw of 145-11. Heaston's series: 131-7, 125-8, no mark, 145-11, 145-7, no mark.

"Next weekend is going to be a lot of fun, because it really does help to have other people close to you," said Heaston to Kelly Lyell of the *Contra Costa Times*.

"I've got to keep everything in perspective. I can't go out and throw all the time for everyone who wants to see the national record broken," Heaston said. "I've got to concentrate on my technique, because if I get off on my technique, I'm not going to have any good throws."

■ Will the real Kendra Johnson please stand up!

North Coast Section Meet of Champions, Berkeley, May 29--Kendra Johnson (El Molino, Forestville) placed eighth in the 3,200 me-

ters in 11:41.59. Kendra Johnson (Bishop O'Dowd, Oakland) placed second in the 100 meter jump at 36-1. Both Kendra Johnson's and Lisa's seniors.

Will they attend the same college?

■ San Francisco Section

Kezar Stadium, Golden Gate Park, San Francisco, May 29--Shena Ferguson (Walshington), who set the meet record in the 100 meter jump of 19-2 1/2 last year, won at 18-10.

■ Editorial

San Francisco Section Reports Hand-Times to the State Meet Seeding was thrown off

The San Francisco Section submitted hand-times, as if they were accutrack times, to the State Meet. Thus, the seeding was wrong in the State Meet trials.

For example, Rashaan Sanders of Lincoln was reported to have run a 10.40. Marc Christensen, the coach of McAteer, told me that Sanders actually ran 10.5 hand-time. Sander's 10.40 gave him lane 5 in heat one of the State Meet, which is reserved for the best qualifier in the entire field.

Sanders placed seventh in heat one of the State Meet in 10.89 (wind-aided: +2.6 meters per second).

Another example was Walter Smith of McAteer. He reportedly ran 21.17 to win the San Francisco Section 200 meters. He actually ran 21.2 hand-time. He was given lane six in heat two of the State Meet, which is reserved for the second fastest qualifier for that heat. Smith placed fourth in 21.78 (wind-aided: +2.4 mps). Again the seeding was thrown off for the other runners.

I think the CIF should check with all the sections to make sure they are submitting true accutrack times. It is not fair to the runners from the other sections, who receive advantageous lanes.

I talked with both Marc Christensen, McAteer coach, and Andy Leong, the Logans coach, about this situation. They explained that the accutrack did not work after the 1,600 meters, because of a short. This information was not communicated to Ken Gilman, the meet director. Thus, the incorrect times were forwarded to the state.

Christensen promised that it would not happen again.

■ NCAA Division III

Berea, Ohio, May 29--Rebecca Kop

continued next

PREP NOTES

cidental), who graduated from Northgate School in Walnut Creek, placed second in the 5,000 meters in 17:18.40. Brenda Ramon (Manchester) won in 17:17.56. Lisa Scott (Carleton, Northfield, Minnesota) who graduated from El Cerrito High School, placed eighth in the 1,500 meters in 4:48. Kelly Wilder (Kenyon) won in 4:06.65.

Juliette Stamps (Rincon Valley Junior High School, Santa Rosa)

Prefontaine Classic, University of Oregon, Eugene, June 5--Juliette Stamps, an eighth grader at Rincon Valley Junior High School in Santa Rosa, ran the 3,000 meters in 11:17. Stamps will enroll at Santa Rosa Junior High School for the fall semester.

Nicole Brooks (Berkeley)

San Jose City College, June 19 -- Nicole

Brooks (Berkeley) put the shot 43-4 1/4 to win the USA T&F Junior Olympic qualifying meet.

■ Kyle O'Neill (Bella Vista, Fair Oaks)

I received the following letter from Ron O'Neill dated June 30. His son Kyle had qualified for the state meet final in both the 110 hurdles and the 300 intermediate hurdles, but he did not make an appearance.

"I thought it would be appropriate to pass on to you why my son, Kyle O'Neill did not turn up for the rescheduled state final. Both myself and his coaches told him he was making a big mistake: he had a legitimate shot at both hurdle championships, especially with the slow 300IH times. When we got the word the state final was cancelled and would not be rescheduled, Kyle stopped training, turned in his uniform and got a summer job. He thought he was finished. When the meet was subsequently rescheduled Kyle attempted to begin

training again after a 10 day lay-off. His hamstring tightened up on him after the first day of several open 300s, and then continued to bother him when he attempted to hurdle the next day. Also, he was having trouble getting back into it mentally. A further concern was that his major 300 and 110 competition continued to train for the National Scholastic and Golden West. In his mind this was a fair advantage. He felt that since he could not be at his best and was bothered by this hamstring, he would wait till next year. Not a good decision, but an understandable one. Just thought you would like to know."

Next year Kyle is planning to run in the Texas Relays, Kansas Relays, and the Florida Relays in Gainesville. He will also be at the Pasadena Games, Arcadia, and Mt. SAC. Kyle wants to run against the best runners in the country, so that he will be prepared for the state meet competition.

CALIFORNIA Track News

19 Years of Statewide Track & Field / X-C
in California

.....
YES!! Please start sending **CTN** to me at the address indicated below. My check/money order is enclosed.

Name _____

Address _____

City/State/Zip _____

\$20.00 1 year/11 issues
\$35.00 2 years/22 issues
\$46.00 3 years/33 issues

SEND TO:
CTN
4957 E. Heaton Ave.
Fresno, CA 93727



California Track and Cross Country
COACHES ALLIANCE

A Message from the Alliance

I don't think any track coach in the state was happy about what happened at Carritos on June the 5th, but I think that many of you should be aware of what happened after the meet was cancelled and take a lesson from it. It was a great example of people around the state working together to fight back.

Congratulations to the Central Coast Section for their great work in calling for a statewide selection vote regarding a "make-up" state meet. Your dedication to both the young athletes of our state and our sport were rewarded with a meet that probably exceeded the expectations of many, with both the quality of marks and athlete participation.

However, they were not the only section that was doing it's part. The Central Sec-

tion was right behind you with a request that a make-up state meet be held at Radcliffe Stadium in Fresno. Additionally, coaches from every section in the state were faxing letters and articles to the State Office to express their dissatisfaction.

When the Alliance was first started, one of my thoughts was that as this organization got larger, a natural outgrowth would be more active coaching organizations within each section. This showed during June. Additionally, there was a greater communication between the sections. I was able to tell coaches who called me what other sections were doing and, hopefully, this helped.

As an organization, we now need to direct the energy shown in June to the positive. There are still many areas that need help within the state regarding our sports. In October

there will be a vote on cutting the individuals in the State X-C Meet to match the number of entries a section receives in the track meet. Unless coaches want this to happen, they must make themselves heard and their feelings known.

No, it will not be any easier for the X-C or track coach in the future. Challenges will still face us regarding our sports, but if we learn from the lessons of Carritos and continue to work together, we will be able to beat more than our share of these problems.

--Dennis McClanahan

NEXT MONTH: Coaches Alliance
Resource Coaches for 1993/94

Alliance Directions for 93/94

In its fifth year, some of the objectives of the Track and Cross Country Coaches Alliance now seem to be formalized:

1. The Alliance will continue to do its best to represent the views of the coaches throughout the state on the Track and X-C Advisory Committee.
2. The Alliance will continue to try and improve communication between coaches in the various sections through California Track News and meetings at both the State X-C and Track meets.
3. Continue to work with the State CIF in honoring both X-C and Track coaches from each section in the state meet programs.
4. Continue to promote the growth of individual section X-C and Track Associations that will be able to represent our state's coaches at the local level.
5. Maintain our commitment toward coaching education by continuing to be involved in putting on or assisting the various track and cross country clinics throughout the state.
6. Persist in our attempts to help the sports of X-C and Track grow and thrive within our state.

But we want to hear from you....

Give us your ideas or opinions of other things the Alliance needs to address within our sport. This is your chance to let us know how we can best represent you as an organization. Even if you are not an Alliance member, please list anything you think is important and mail it to us. We would like to have these back ASAP, so that your views can be

shared at the next state advisory meeting and we can publish them in future issues.

1. _____
2. _____
3. _____
4. _____

Return to: Dennis McClanahan
c/o California Track News
4957 E. Heaton Ave.
Fresno, CA 93727

Remember.
we want to hear
from you!

California Track and Cross Country
COACHES ALLIANCE

CIF Section Meet Results

Central Section

1993. From Dave Dodaon
 who qualify to State Meet.

BOYS

Boys Teams--1. Bakersfield 80. 2. Clovis West 50. 4. Madera Highland 36. 6. Hoover 26 1/2. 7. Stockdale 17. 8. Roosevelt 21. 9. Stockdale 17. 10. Hoover 14.
1000--1. Marques Hollwell, West, 4:02. 2. Jaime Houston, Lemoore, 10:68. 3. Wayne Ferguson, Hoover, 10:69. 4. Chris Washington, Central, 10:82. 5. Jeff Vofford, Bakersfield, 10:96. 6. Ken Arrance, Hoover, 11:02. 6. C. Hall, Stockdale, 11:02. 8. Rashaan Shehee, Hoover, 11:09. 9. Adam Wade, Madera, 11:11.

2000--1. Jaime Houston, Lemoore, 8:20. 2. Thomas Washington, Central, 8:27. 3. Wayne Ferguson, Hoover, 22:27. 4. Chris Washington, Stockdale, 22:42.

5000--1. A. Hendricks, Bakersfield, 17:02. 2. Wayne Armour, Bakersfield, 17:02. 3. Chad Dukeshier, Bullard, 50:02. 4. J. Garcia, Chowchilla, 50:23. 5. Lynell Washington, 50:27.

10000--1. Vondre Armour, Bakersfield, 35:02 (meet record, old record 1:51.63, J. Alderson, Sanger, 1981). 2. Adrian Roosevelt, 1:52.70. 3. Jose Miranese, 1:55.64. 4. Richard Norman, 1:57.33. 5. Jason Bell, Bakersfield, 1:58.97.

15000--1. Jed Saueressig, Yosemite, 4:21.70. 2. Terry Hickey, Foothill, 4:21.70. 3. Chavez, Madera, 4:21.90. 4. Andy Lemoore, 4:23.46. 5. Eduardo Foothill, 4:23.79. 6. Brian O'Clair, 4:25.10. 7. Jorge Rivera, Dela-

20000--1. Ricardo Brewer, North, 9:26.81. 2. John Orosco, Taft, 9:26.81. 3. Marston, Clovis West, 9:28.96. 4. Michael, McFarland, 9:45.11. 5. Eric Madera, 9:47.77.

DHH--1. Danny Perryman, Le-4:28. 2. Larry Parker, Bakersfield, 4:28. 3. Tyrin Prince, Highland, 14:71. 4. James Hoover, 14:93. 5. Daniel Ruiz, 15:20. 6. John Newton, Foothill, 15:20. 7. Keyan Scott, Hoover, 15:43.

100000--1. Danny Perryman, Lemoore, 39:41. 2. Tyrin Prince, Highland, 39:27. 3. Eric Madera, 39:41.

Relay--1. Bakersfield (J. Cal-Wofford, L. Parker, A. Kendrick) Lemoore 42.48. 3. Hoover 42.59.

4. Clovis West 42.66. 5. Highland 43.13. 6. West 43.20. 7. Tulare Western 43.63. 8. Madera 43.66.

1,600 Relay--1. Bakerfield (J. Bell, L. Parker, A. Kendrick, V. Armour, S. Wofford) 3:17.85. 2. Clovis West 3:22.44. 3. Roosevelt 3:22.77. 4. Bullard 3:26.59. 5. West 3:27.79.

High Jump--1. Mike Wooley, Clovis West, 6-8. 2. Randy Martin, Clovis West, 6-8. 3. Jon Roby, Corcoran, 6-7. 4. Dave Larsen, Stockdale, 6-7. 5. Sean Merritt, Porterville, 6-4. 6. Clint Unruh, Yosemite, and Eric Nyberg, Mt. Whitney, 6-4.

Pole Vault--1. Robby Weighall, Highland, 15-9 1/4 (meet record, old record 15-7, David Cox, Hoover, 1991). 2. Justin Garcia, Coalinga, 15-3. 3. Ben Stark, Porterville, 15-0. 4. A.J. Blackburn, Clovis West, 15-0. 5. Danny Frese, Clovis, 14-6. 6. Steve McNaughton, Kingsburg, 13-6.

Long Jump--1. Jackie Frazier, Madera, 23-6. 2. Steve Amudson, Tulare, 23-4 1/2. 3. Chuck Bishop, Taft, 23-3 1/2. 4. Louie Morales, Reedley, 22-7. 5. T.J. Atkins, Clovis West, 22-3. 6. Ben Beavers, Tulare, 21-11 1/2. 7. Robby Weighall, Highland, 21-11 1/2. 8. Ramil Dumag, Delano, 21-10 1/2.

Triple Jump--1. Chuck Bishop, Taft, 47-5 3/4. 2. Jackie Frazier, Madera, 45-4 1/4. 3. Tyon Baker, Tulare West, 45-2 1/4. 4. Aaron Sherman, Fowler, 45-0 1/2. 5. Taj House, Hoover, 44-11 1/4.

Shot Put--1. Jeremy Staat, Bakersfield, 54-2. 2. J.D. Martin, Madera, 54-0. 3. Maro Eubanks, Stockdale, 53-7. 4. Jamie Jalving, Bakersfield, 53-6 1/2. 5. Kent Cam, Madera, 53-1. 6. Charles Boswell, West, 52-0. 7. Lupe Loera, Porterville, 51-3 1/2. 8. Greg Riley, Sanger, 49-8. 9. Scott Mitsuyoshi, Mt. Whitney, 49-8.

Discus--1. Jami Bermudez, Highland, 169-5. 2. Hector Hernandez, Fowler, 168-2. 3. Billy Wilkerson, Clovis West, 164-6. 4. Jamie Jalving, Bakersfield, 158-1. 5. Mark Eubanks, Stockdale, 152-4. 6. Larry Duran, Porterville, 150-6.

GIRLS

Girls Teams--1. Hoover 72. 2. Bakersfield 43. 3. Redwood 40. 4. Edison 31. 5. Clovis West 29. 6. South 26. 7. Wasco 25. 8. Tulare Union 22. 9. North 22. 10. Madera 17.

1000--1. Ebonie Henderson, Bakersfield, 11.92 (meet record, old record 12.10, Veronica Nicks, Tulare Union, 1987). 2. Renee Cobb, Hoover, 12.04. 3. Capricia Thompson, Clovis, 12.30. 4. Delisa House, Hoover,

12.44. 5. Amber Hutson, South, 12.50. 6. Selena Brice, Madera, 12.54. 7. Tomeka Roberts, Edison, 12.56.

200--1. Renee Cobb, Hoover, 25.71. 2. Tomeka Roberts, Edison, 25.94. 3. Delisa House, Hoover, 25.94. 4. Crystal Gordon, West, 26.14. 5. Kim Harris, Memorial, 26.21. 6. Amber Huston, South, 26.25.

400--1. Kim Harris, Memorial, 58.54. 2. Maricela Negrete, Sanger, 58.83. 3. Katrina Morris, McLane, 58.88. 4. Rockesha Ross, Edison, 59.03. 5. Rhonda Brown, Immanuel, 59.24. 6. Theresa Weatherson, Hoover, 59.90.

800--1. Kristie Johnston, Central, 2:14.50. 2. LaTanya Sumlin, North, 2:16.64. 3. Lino, Fresno, 2:20.19. 4. Julie King, Tehachapi, 2:21.28. 5. Jenny Mortenson, Redwood, 2:21.61. 6. Adrean Smith, West,

16.02.
300H--1. Allison Wilbourn, Redwood 45.02. 2. Brandi Jenkins, Golden West 45.35. 3. Ceilise Carroll, Wasco, 45.95. Anita Madden, Edison, 46.07. 5. Tina Watkins, South, 47.15.

400 Relay--1. Hoover (J. Gearon, Cobb, D. House, L. Grealhouse) 48.59. South 49.34. 3. Clovis West 49.63. 4. Wasco 50.06. 5. Clovis 50.24. 6. Lemoore 50.42. 7. Tulare Western 50.67.

1,600 Relay--1. Hoover (T. Weatherson, A. Rodriguez, S. Dawson, D. House) 4:02.89. 2. Immanuel 4:02.90. 3. Redwood 4:03.10. 4. Fresno 4:09.74.

High Jump--1. Danielle Boswell, Bullard, 5-8. 2. Reisha Candidate, Clovis West, 5-6. 3. Tara Flaming, Immanuel, 5-4. 4. Jayme Ullich, North, 5-4. 5. Meisha Hernandez, South, 5-4. 6. Nikki Hubbert, Bktld, 5-2.

Pole Vault--1. Faith Yee, Bullard, 10 (meet record, new event). 2. Melissa Price, Kingsburg, 8-0. 3. Ladonna Graham, Kingsburg, 7-6.

Long Jump--1. Ebonie Henderson, Bakersfield, 18-7 3/4. 2. Carrie Jansen, Redwood, 17-3. 3. Richelle Hielbut, Clovis West, 17-2 1/2. 4. Devena Duplechan, Tulare, 16-11. 5. Marian Reneau, Monarch, 16-9 1/4.

Triple Jump--1. Ebonie Henderson, Bakersfield, 38-10 1/2. 2. Ronette Harris, Wasco, 38-0 1/2. 3. Richelle Hielbut, Clovis West, 37-2 1/2. 4. Jernarta Jackson, Central, 36-4. 5. Heather Flanagan, Chowchilla, 36-0 3/4. 6. Toni House, Hoover, 35-11 1/2. 7. Chandra Phillips, Dos Palos, 35-7.

Shot Put--1. Lisa Stepaney, Hoover, 43-7 1/2. 2. Soozie Shanley, Tulare, 43-3. 3. Sharonda Sweet, Edison, 42-5. 4. Yolanda Crowder, Bakersfield, 38-1 1/2. 5. Diane Hart, North, 38-7 1/2. 6. Stacey Davidson, Reedley, 37-0. 7. Janae Hubbard, Fresno, 36-8.

Discus--1. Soozie Shanley, Tulare, 148-11. 2. Mandy Buckley, Bakersfield, 142-4. 3. Lisa Stepaney, Hoover, 141-4. 4. Diane Hart, North, 140-5. 5. Maris Flores, Selma, 134-8. 6. Kiesha Bey, Bullard, 116-10. 7. Yolanda Crowder, Bakersfield, 114-9.



EBONIE HENDERSON
 Photo by Bill Cockerham

2:22.04. 7. Janell King, Tehachapi, 2:22.29.
1,600--1. Jenny Mortenson, Redwood, 5:03.56 (meet record, old record 5:03.72, Sarah Dawson, Hoover, 1992). 2. Lori Fancon, Taft, 5:07.64. 3. Sherrrie Donovan, Madera, 5:08.30. 4. Sarah Dawson, Hoover, 5:08.61. 5. Julie King, Tehachapi, 5:19.50.

3,200--1. Sherrrie Donovan, Madera, 11:38.97. 2. Lori Fancon, Taft, 11:45.08. 3. Kami Schofield, Mt. Whitney, 11:48.85. 4. Kelly Jacobson, North, 11:51.59.

100HH--1. Tina Watkins, South, 15.26 (meet record, new event). 2. Anita Madden, Edison, 15.32. 3. Ceilise Carroll, Wasco, 15.47. 4. Allison Wilbourn, Redwood, 15.56. 5. Brandy Jenkins, Golden West, 15.73. 6. Aisha Maston, Wasco, 15.95. 7. Jovan Coleman, Edison, 15.96. 8. Weber, Sierra,

Central Coast Section

May 27, 1993. San Jose City College.
 Top three finishers qualify for the state meet.

BOYS

Boys Teams--1. North Salinas 66. Belarmine 34. 3. Wilcox 26. 4. Silver Creek 24. 5. Piedmont Hills 22. 6. Del Mar 21. Mt. Pleasant 20. 8. Leland, Oak Grove, and Overfelt 18.

100 (+0.80)--1. Shon Lewis, Wilcox 10.66. 2. Jarron Turner, Mt. Pleasant 10.73. 3. Alvin Harrison, North Salinas 10.73. 4. Rob Rice, Mt. Pleasant, 10.77. Jason Issac, Los Gatos, 10.83. 6. Bra-

California Track and Cross Country COACHES ALLIANCE

Iran (Menlo-Atherton) 10.98.
 200 (+1.60)--1, Calvin Harrison, North Salinas, 20.95 (meet record, old record 1:9. Millard Hampton, Silver Creek, 1974). Alvin Harrison, North Salinas, 21.27. 3. Jon Lewis, Wilcox, 21.41. 4, Jack Beloney, Oak Grove, 21.46. 5, Brent Vartan, Menlo-Atherton, 21.75. 6, Jason Issac, Los Gatos, 21.77. 7, Sammie Cole, Silver Creek, 21.13.
 400--1, Calvin Harrison, North Salinas, 46.23. 2, Jack Beloney, Oak Grove, 46.40. 3, Charles Felton, Westmoor, 48.60. Dominique Neal, Sacred Heart, S.F., 1:37. 5, Sammie Cole, Silver Creek, 49.42. Todd Smith, San Jose, 50.15.
 800--1, Jason Williams, Gunn, 53.57. 2, Mike Powers, Fremont, 1:53.76. Brandon Mosher, Pioneer, 1:54.15. 4, Arando Aviles, Lick, 1:55.78. 5, Joel Martliz, Mt. Pleasant, 1:55.77. 6, Robert Stewart, Del Mar, 1:56.07. 7, Simon Brown, Tagon, 1:57.62.
 1,600--1, Juan Pinal, Overfelt, 18.72. 2, Greg Tadem, Silver Creek, 18.71. 3, Danny Sikiric, Gunderson, 20.68. 4, Dan Boehle, Serra, 4:26.04. 5, Todd Dando, Bellarmine, 4:28.54. 6, Doug Dillington, Milpitas, 4:28.62.
 3,200--1, Jason Balkman, Lynbrook, 15.15. 2, Juan Pinal, Overfelt, 9:37.06. 3, Neil Harder, Gunn, 9:39.02. 4, David Chaz, Pioneer, 9:39.59. 5, Ryan McNeely, York, 9:40.36. 6, Domingo Arevalo, Hollister, 9:40.66. 7, Luis Granado, North Salinas, 9:41.41. 8, Eduardo Avila, Milpitas, 9:43.0. 9, Brian Stannard, Los Gatos, 9:43.2. 10, Scott McKelvey, Leigh, 9:44.0. 11, Jeremy Weinstein, Gunn, 9:48.9.
 110 Hurdles (+0.10)--1, Coke Edmon, Bellarmine, 14.78. 2, Henry Barnhill, Mt. View, 14.79. 3, Nam Duong, Silver Creek, 14.80. 4, James Jackson, Oak Grove, 15.04. 5, Dan Race, Soquel, 15.11. Jason Miles, St. Ignatius, 15.23. 7, Doug Brown, Gunderson, 15.24.
 300 Hurdles--1, Coke Edmon, Bellarmine, 37.67. 2, Henry Barnhill, Mt. View, 37.74. 3, Ricky Velasco, Bellarmine, 39.27. 4, Jim Meyer, Santa Cruz, 39.33. 5, James Jackson, Oak Grove, 39.43. 6, Ty Mann, Monterey, 39.49.
 400 Relay--1, North Salinas 41.63. Yerba Buena 42.39. 3, Wilcox 42.45. 4, St. Francis 42.87. 5, Santa Cruz 42.92. 6, Westmoor 42.9. 7, Westmoor 43.66.
 1,600 Relay--1, North Salinas 14.87 (meet record, old record 3:15.8. Los Gatos, 1970). 2, Silver Creek 3:19.24. 3, Wilcox 3:19.25. 4, Mt. Pleasant 3:21.86. 5, Del Mar 3:23.86. 6, Gunn 3:25.46.
 High Jump--1, Lavelle Beloney, Del Mar, 6-10. 2, Mike Scatena, Leland, 6-6. 3, Connell Harris, North Salinas, 6-8. 4, Ed McGhee, Del Mar, 6-6. 5, Andy Richen, St. Ignatius, 6-6. 6, Robert Macias, Hollister, 6-7. 7, Eric Neumann, Wilcox, 6-4. 8, Kevin Little, Mt. Pleasant, 6-4.
 Pole Vault--1, Scott Slover, Leland, 8-10 (meet record, old record 16-0 1/2. Ed Gasquetto, Mt. Pleasant, 1990). 2, Brandon Vance, Los Gatos, 16-0. 3, Tom Ryan,

Bellarmine, 15-6. 4, Jason Hinkin, St. Francis, 15-0. 5, Young Vong, Mt. Pleasant, 14-6. 6, Jim Watson, St. Ignatius, 14-6. 7, Mike James, North Monterey County, 14-0. 8, Mike Hakbezos, Mills, 13-6.
 Long Jump--1, Todd Smith, San Jose, 20-2 1/2. 2, Maurice Eaglin, Yerba Buena, 21-11 1/2. 3, Ronald Powell, Carmel, 21-8.
 Triple Jump--1, Dan Nord, Los Altos, 47-3. 2, Robert Macias, Hollister, 47-0 3/4. 3, Eric Knight, North Salinas, 46-6 3/4. 4, Farrell Hamann, Stevenson, 45-5 1/4. 5, Jamie Higgins, Piedmont Hills, 44-5 1/2.
 Shot Put--1, Jason Young, Piedmont Hills, 60-2 3/4. 2, Luke Villanueva, King City, 56-4. 3, Scott Bein, St. Francis, 53-11. 4, Marc Matock, Palma, 52-1. 5, Ryan Marcos, Los Gatos, 51-11 3/4. 6, Eric Tofi, Jefferson, 50-6. 7, Kevin Berns, Lynbrook, 49-9 1/4. 8, John Chacon, Salinas, 49-8 3/4.
 Discus--1, Jason Young, Piedmont Hills, 187-0. 2, Luke Villanueva, King City, 185-7. 3, John Chacon, Salinas, 165-5. 4, Chip Daly, Del Mar, 163-8. 5, Scott Bein, St. Francis, 161-1. 6, Chris DeMartini, St. Ignatius, 159-11. 7, Ben Caputo, Mitty, 156-4.
 3,200--1, Domitilla Tomans, St. Francis, 11:03.46. 2, Nicole Silva, Aptos, 11:06.77. 3, Marla Pleyte, Hollister, 11:10.73. 4, Emily Allison, Leland, 11:20.14. 5, Miranda Middlecoff, Los Gatos, 11:21.41. 6, Laura Sandoval, St. Ignatius, 11:23.35. 7, Carrie Burman, Santa Teresa, 11:30.0. 8, Danielle Dekker, St. Ignatius, 11:31.6. 9, Rachelle Thomas, Leigh, 11:46.2. 10, Vi Tran, Santa Teresa, 11:46.5. 11, Anne Nashimoto, San Mateo, 11:48.5.
 100 Hurdles (+0.60)--1, Jennifer Odom, Independence, 14.2. 2, Gina Oceguera, St. Francis, 15.3. 3, Zee Sullivan, Santa Teresa, 15.5. 4, Kim Veeder, Los Gatos, 15.7. 5, Denita Timberlake, Del Mar, 15.6. (Note: Hand-time for fifth was faster than fourth.)
 300 Hurdles--1, Jennifer Odom, Independence, 43.5. 2, Kim Veeder, Los Gatos, 44.5. 3, Melanie Cafe, Santa Cruz, 45.0. 4, Zee Sullivan, Santa Teresa, 46.3. 5, Cathy Rondeau, Lynbrook, 46.4. 6, Lisa Barbaglia, Gilroy, 46.9.
 400 Relay--1, Los Gatos 48.72. 2, St. Ignatius 48.98. 3, Independence 49.17. 4, Santa Teresa 49.88. 5, Del Mar 50.08. 6, Westmoor 50.11. 7, Silver Creek 50.19. 8, Leigh 50.85.
 1,600 Relay--1, Los Gatos 3:58.95. 2, Del Mar 3:59.32. 3, St. Ignatius 3:59.86. 4, Lynbrook 4:01.30. 5, Independence 4:03.88. 6, Santa Cruz 4:04.13. 7, Aptos 4:04.3. 8, Overfelt 4:07.8.
 High Jump--1, Erin Duffley, St. Francis, 5-6. 2, Amy Chell, Los Altos, 5-4. 3, Tina Farnady, Los Gatos, 5-2. 4, Lindsey Anderson, Palo Alto, 5-2. 5, Erica Larson, Carmel, 5-2.
 Long Jump--1, Jennifer Poll, Soquel,

4, Kim Hay, Los Gatos, 12.48. 5, Shavonne Jennings, Woodside, 12.52. 6, Vicci Fleming, Hillsdale, 12.70.
 200 (+1.00)--1, Lisa Bittner, Leigh, 24.68. 2, Shawna Jenkins, Del Mar, 25.22. 3, Veronica Woods, Independence, 25.38. 4, Sylvia Pleslak, Menlo-Atherton, 25.57. 5, Tammy Simpson, Overfelt, 25.72. 6, Crystal Henderson, Lick, 25.7. 7, Valerie Walsh, Salinas, 25.8.
 400--1, Veronica Woods, Independence, 56.91. 2, Sylvia Pleslak, Menlo-Atherton, 57.45. 3, Tisha Ponder, Del Mar, 57.66. 4, Kamila Williams, Sacred Heart, S.F., 57.92. 5, Tami Simpson, Overfelt, 57.95. 6, Christine Thompson, Santa Cruz, 58.35. 7, Lindsey McDougal, Aptos, 58.48.
 800--1, Lisa Crouch, Aptos, 2:16.57. 2, Keanna Collins, Mt. Pleasant, 2:17.89. 3, Kathy Morse, Mills, 2:18.16. 4, Meghan Randall, Aptos, 2:19.19. 5, Tia Christensen, San Lorenzo Valley, 2:19.95. 6, Dawn Fraser, Live Oak, 2:21.30. 7, Christine Stavolone, Presentation, 2:22.14.
 1,600--1, Christine Stavolone, Presentation, 5:03.74. 2, Debra Bellach, Silver Creek, 5:05.08. 3, Ann Baldelli, St. Ignatius, 5:06.35. 4, Lisa Crouch, Aptos, 5:06.97. 5, Emily Allison, Leland, 5:08.88. 6, Lisa Renteria, Westmont, 5:13.14. 7, Stephanie Hovancik, Lynbrook 5:15.8. 8, Janice Kim, Palo Alto, 5:21.0.
 3,200--1, Domitilla Tomans, St. Francis, 11:03.46. 2, Nicole Silva, Aptos, 11:06.77. 3, Marla Pleyte, Hollister, 11:10.73. 4, Emily Allison, Leland, 11:20.14. 5, Miranda Middlecoff, Los Gatos, 11:21.41. 6, Laura Sandoval, St. Ignatius, 11:23.35. 7, Carrie Burman, Santa Teresa, 11:30.0. 8, Danielle Dekker, St. Ignatius, 11:31.6. 9, Rachelle Thomas, Leigh, 11:46.2. 10, Vi Tran, Santa Teresa, 11:46.5. 11, Anne Nashimoto, San Mateo, 11:48.5.
 100 Hurdles (+0.60)--1, Jennifer Odom, Independence, 14.2. 2, Gina Oceguera, St. Francis, 15.3. 3, Zee Sullivan, Santa Teresa, 15.5. 4, Kim Veeder, Los Gatos, 15.7. 5, Denita Timberlake, Del Mar, 15.6. (Note: Hand-time for fifth was faster than fourth.)
 300 Hurdles--1, Jennifer Odom, Independence, 43.5. 2, Kim Veeder, Los Gatos, 44.5. 3, Melanie Cafe, Santa Cruz, 45.0. 4, Zee Sullivan, Santa Teresa, 46.3. 5, Cathy Rondeau, Lynbrook, 46.4. 6, Lisa Barbaglia, Gilroy, 46.9.
 400 Relay--1, Los Gatos 48.72. 2, St. Ignatius 48.98. 3, Independence 49.17. 4, Santa Teresa 49.88. 5, Del Mar 50.08. 6, Westmoor 50.11. 7, Silver Creek 50.19. 8, Leigh 50.85.
 1,600 Relay--1, Los Gatos 3:58.95. 2, Del Mar 3:59.32. 3, St. Ignatius 3:59.86. 4, Lynbrook 4:01.30. 5, Independence 4:03.88. 6, Santa Cruz 4:04.13. 7, Aptos 4:04.3. 8, Overfelt 4:07.8.
 High Jump--1, Erin Duffley, St. Francis, 5-6. 2, Amy Chell, Los Altos, 5-4. 3, Tina Farnady, Los Gatos, 5-2. 4, Lindsey Anderson, Palo Alto, 5-2. 5, Erica Larson, Carmel, 5-2.
 Long Jump--1, Jennifer Poll, Soquel,

18-0. 2, Gina Oceguera, St. Francis, 16-9. 3, Michelle Wood, St. Francis, 16-9.
 Triple Jump--1, Cindy Pettibonderson, 36-11 1/4. 2, Christina She Watsonville, 36-7 1/4. 3, Gina Oceguera, St. Francis, 36-4 1/4. 4, Stacy Str Francis, 36-1 1/2. 5, Jakara Stawley, 35-10 1/4. 6, Nicole Dobroski, Salinas, 35-7 3/4.
 Shot Put--1, Christina Etuale, son, 41-10. 2, Charlene Bower, Gunn, 39-3. 3, Tyrenda Stamps, Mt. Pleasant, 38-4. 4, Mary Atoe, Jefferson, 36-11. 5, Brandi Schmidt, King City, 36-10. 6, Keri Smith, North Monterey County, 35-11. 7, Shannon Harrington, King City, 35-8. 8, Rebecca Morrison, Presentation, 35-4.
 Discus--1, Monica Sullivan, Vallejo, 125-11. 2, Angela Bernal, Leland, 123-3. 3, Tyrenda Stamps, Mt. Pleasant, 120-2. 4, Rebecca Morrison, Presentation, 117-7. 5, Dawn Talley, Los Gatos, 116-6. 6, Mary Atoe, Jefferson, 111-4. 7, Charlene Bower, Gunn, 110-1.
Oakland Section
 May 27, 1993. Laney College, Oakland
BOYS
 Boys Teams--1, Skyline 120.0. 2, Oakland Tech 80.4. 3, Westmoor 64. 4, Oakland 63. 5, McClymonds 62.
 100--1, Akinshe Paige, Oakland, 11.30. 200--1, Akinshe Paige, Oakland Tech, 22.52. 400--1, Derrick G. Skyline, 51.71. 800--1, Mark G. Oakland, 2:02.66.
 1,600--1, Daniel Gohlke, Fremont, 4:40.37. 3,200--1, Daniel Gohlke, Fremont, 10:18.54. 110 Hurdles--1, Francisco Muela, Fremont, 15.84. 300 Hurdles--1, DeAndre Montgomery, Castlemead, 43.04.
 400 Relay--1, Skyline 43.04. 2, Oakland Tech 43.50. 3, McClymonds 43.57. 1,600 Relay--1, Oakland Tech 3:33.94.
 High Jump--1, Jason Wright, Fremont, 6-1. Long Jump--1, Hassan McClymonds, 19-9. Triple Jump--1, Brian Ames, Fremont, 41-0 1/4. Shot Put--1, Phillip Dawson, Oakland Tech, 35-11 1/2. Discus--1, Drain, Castlemead, 110-1.
GIRLS
 Girls Teams--1, Skyline 267.0. 2, Oakland Tech 267.0. 3, Oakland 26.5. McClymonds 8.6. Castlemead 8.6.
 100--1, Aisha Wallace, Skyline, 12.73. 2, Leandra Todd, Oakland, 12.73. 3, Reyna Goodwin, Skyline, 25.70. 4, Kaia Freeman, Skyline, 25.75. 5, Angela Freeman, Skyline, 25.82. 6, 400--1, Maliha, Skyline, 55.88. 2, Kaselah, Skyline, 57.84. 3, Reyna Goodwin, 58.09.
 800--1, Anna Rensel, Fremont, 2:22.27. 1,600--1, Eman Barfield, Fremont, 5:30.10. 3,200--1, Tyndra, Skyline, 12:33.83. 100 Hurdles--1, Akinshe Paige, Oakland Tech, 11.30. 200--1, Akinshe Paige, Oakland Tech, 22.52. 400--1, Derrick G. Skyline, 51.71. 800--1, Mark G. Oakland, 2:02.66.
 1,600--1, Daniel Gohlke, Fremont, 4:40.37. 3,200--1, Daniel Gohlke, Fremont, 10:18.54. 110 Hurdles--1, Francisco Muela, Fremont, 15.84. 300 Hurdles--1, DeAndre Montgomery, Castlemead, 43.04.
 400 Relay--1, Skyline 43.04. 2, Oakland Tech 43.50. 3, McClymonds 43.57. 1,600 Relay--1, Oakland Tech 3:33.94.
 High Jump--1, Jason Wright, Fremont, 6-1. Long Jump--1, Hassan McClymonds, 19-9. Triple Jump--1, Brian Ames, Fremont, 41-0 1/4. Shot Put--1, Phillip Dawson, Oakland Tech, 35-11 1/2. Discus--1, Drain, Castlemead, 110-1.
GIRLS
 Girls Teams--1, Skyline 267.0. 2, Oakland Tech 267.0. 3, Oakland 26.5. McClymonds 8.6. Castlemead 8.6.
 100--1, Aisha Wallace, Skyline, 12.73. 2, Leandra Todd, Oakland, 12.73. 3, Reyna Goodwin, Skyline, 25.70. 4, Kaia Freeman, Skyline, 25.75. 5, Angela Freeman, Skyline, 25.82. 6, 400--1, Maliha, Skyline, 55.88. 2, Kaselah, Skyline, 57.84. 3, Reyna Goodwin, 58.09.
 800--1, Anna Rensel, Fremont, 2:22.27. 1,600--1, Eman Barfield, Fremont, 5:30.10. 3,200--1, Tyndra, Skyline, 12:33.83. 100 Hurdles--1, Akinshe Paige, Oakland Tech, 11.30. 200--1, Akinshe Paige, Oakland Tech, 22.52. 400--1, Derrick G. Skyline, 51.71. 800--1, Mark G. Oakland, 2:02.66.
 1,600--1, Daniel Gohlke, Fremont, 4:40.37. 3,200--1, Daniel Gohlke, Fremont, 10:18.54. 110 Hurdles--1, Francisco Muela, Fremont, 15.84. 300 Hurdles--1, DeAndre Montgomery, Castlemead, 43.04.
 400 Relay--1, Skyline 43.04. 2, Oakland Tech 43.50. 3, McClymonds 43.57. 1,600 Relay--1, Oakland Tech 3:33.94.
 High Jump--1, Jason Wright, Fremont, 6-1. Long Jump--1, Hassan McClymonds, 19-9. Triple Jump--1, Brian Ames, Fremont, 41-0 1/4. Shot Put--1, Phillip Dawson, Oakland Tech, 35-11 1/2. Discus--1, Drain, Castlemead, 110-1.
GIRLS
 Girls Teams--1, Skyline 267.0. 2, Oakland Tech 267.0. 3, Oakland 26.5. McClymonds 8.6. Castlemead 8.6.
 100--1, Aisha Wallace, Skyline, 12.73. 2, Leandra Todd, Oakland, 12.73. 3, Reyna Goodwin, Skyline, 25.70. 4, Kaia Freeman, Skyline, 25.75. 5, Angela Freeman, Skyline, 25.82. 6, 400--1, Maliha, Skyline, 55.88. 2, Kaselah, Skyline, 57.84. 3, Reyna Goodwin, 58.09.
 800--1, Anna Rensel, Fremont, 2:22.27. 1,600--1, Eman Barfield, Fremont, 5:30.10. 3,200--1, Tyndra, Skyline, 12:33.83. 100 Hurdles--1, Akinshe Paige, Oakland Tech, 11.30. 200--1, Akinshe Paige, Oakland Tech, 22.52. 400--1, Derrick G. Skyline, 51.71. 800--1, Mark G. Oakland, 2:02.66.
 1,600--1, Daniel Gohlke, Fremont, 4:40.37. 3,200--1, Daniel Gohlke, Fremont, 10:18.54. 110 Hurdles--1, Francisco Muela, Fremont, 15.84. 300 Hurdles--1, DeAndre Montgomery, Castlemead, 43.04.
 400 Relay--1, Skyline 43.04. 2, Oakland Tech 43.50. 3, McClymonds 43.57. 1,600 Relay--1, Oakland Tech 3:33.94.
 High Jump--1, Jason Wright, Fremont, 6-1. Long Jump--1, Hassan McClymonds, 19-9. Triple Jump--1, Brian Ames, Fremont, 41-0 1/4. Shot Put--1, Phillip Dawson, Oakland Tech, 35-11 1/2. Discus--1, Drain, Castlemead, 110-1.
GIRLS
 Girls Teams--1, Skyline 267.0. 2, Oakland Tech 267.0. 3, Oakland 26.5. McClymonds 8.6. Castlemead 8.6.
 100--1, Aisha Wallace, Skyline, 12.73. 2, Leandra Todd, Oakland, 12.73. 3, Reyna Goodwin, Skyline, 25.70. 4, Kaia Freeman, Skyline, 25.75. 5, Angela Freeman, Skyline, 25.82. 6, 400--1, Maliha, Skyline, 55.88. 2, Kaselah, Skyline, 57.84. 3, Reyna Goodwin, 58.09.
 800--1, Anna Rensel, Fremont, 2:22.27. 1,600--1, Eman Barfield, Fremont, 5:30.10. 3,200--1, Tyndra, Skyline, 12:33.83. 100 Hurdles--1, Akinshe Paige, Oakland Tech, 11.30. 200--1, Akinshe Paige, Oakland Tech, 22.52. 400--1, Derrick G. Skyline, 51.71. 800--1, Mark G. Oakland, 2:02.66.
 1,600--1, Daniel Gohlke, Fremont, 4:40.37. 3,200--1, Daniel Gohlke, Fremont, 10:18.54. 110 Hurdles--1, Francisco Muela, Fremont, 15.84. 300 Hurdles--1, DeAndre Montgomery, Castlemead, 43.04.
 400 Relay--1, Skyline 43.04. 2, Oakland Tech 43.50. 3, McClymonds 43.57. 1,600 Relay--1, Oakland Tech 3:33.94.
 High Jump--1, Jason Wright, Fremont, 6-1. Long Jump--1, Hassan McClymonds, 19-9. Triple Jump--1, Brian Ames, Fremont, 41-0 1/4. Shot Put--1, Phillip Dawson, Oakland Tech, 35-11 1/2. Discus--1, Drain, Castlemead, 110-1.
GIRLS
 Girls Teams--1, Skyline 267.0. 2, Oakland Tech 267.0. 3, Oakland 26.5. McClymonds 8.6. Castlemead 8.6.
 100--1, Aisha Wallace, Skyline, 12.73. 2, Leandra Todd, Oakland, 12.73. 3, Reyna Goodwin, Skyline, 25.70. 4, Kaia Freeman, Skyline, 25.75. 5, Angela Freeman, Skyline, 25.82. 6, 400--1, Maliha, Skyline, 55.88. 2, Kaselah, Skyline, 57.84. 3, Reyna Goodwin, 58.09.
 800--1, Anna Rensel, Fremont, 2:22.27. 1,600--1, Eman Barfield, Fremont, 5:30.10. 3,200--1, Tyndra, Skyline, 12:33.83. 100 Hurdles--1, Akinshe Paige, Oakland Tech, 11.30. 200--1, Akinshe Paige, Oakland Tech, 22.52. 400--1, Derrick G. Skyline, 51.71. 800--1, Mark G. Oakland, 2:02.66.
 1,600--1, Daniel Gohlke, Fremont, 4:40.37. 3,200--1, Daniel Gohlke, Fremont, 10:18.54. 110 Hurdles--1, Francisco Muela, Fremont, 15.84. 300 Hurdles--1, DeAndre Montgomery, Castlemead, 43.04.
 400 Relay--1, Skyline 43.04. 2, Oakland Tech 43.50. 3, McClymonds 43.57. 1,600 Relay--1, Oakland Tech 3:33.94.
 High Jump--1, Jason Wright, Fremont, 6-1. Long Jump--1, Hassan McClymonds, 19-9. Triple Jump--1, Brian Ames, Fremont, 41-0 1/4. Shot Put--1, Phillip Dawson, Oakland Tech, 35-11 1/2. Discus--1, Drain, Castlemead, 110-1.
GIRLS
 Girls Teams--1, Skyline 267.0. 2, Oakland Tech 267.0. 3, Oakland 26.5. McClymonds 8.6. Castlemead 8.6.
 100--1, Aisha Wallace, Skyline, 12.73. 2, Leandra Todd, Oakland, 12.73. 3, Reyna Goodwin, Skyline, 25.70. 4, Kaia Freeman, Skyline, 25.75. 5, Angela Freeman, Skyline, 25.82. 6, 400--1, Maliha, Skyline, 55.88. 2, Kaselah, Skyline, 57.84. 3, Reyna Goodwin, 58.09.
 800--1, Anna Rensel, Fremont, 2:22.27. 1,600--1, Eman Barfield, Fremont, 5:30.10. 3,200--1, Tyndra, Skyline, 12:33.83. 100 Hurdles--1, Akinshe Paige, Oakland Tech, 11.30. 200--1, Akinshe Paige, Oakland Tech, 22.52. 400--1, Derrick G. Skyline, 51.71. 800--1, Mark G. Oakland, 2:02.66.
 1,600--1, Daniel Gohlke, Fremont, 4:40.37. 3,200--1, Daniel Gohlke, Fremont, 10:18.54. 110 Hurdles--1, Francisco Muela, Fremont, 15.84. 300 Hurdles--1, DeAndre Montgomery, Castlemead, 43.04.
 400 Relay--1, Skyline 43.04. 2, Oakland Tech 43.50. 3, McClymonds 43.57. 1,600 Relay--1, Oakland Tech 3:33.94.
 High Jump--1, Jason Wright, Fremont, 6-1. Long Jump--1, Hassan McClymonds, 19-9. Triple Jump--1, Brian Ames, Fremont, 41-0 1/4. Shot Put--1, Phillip Dawson, Oakland Tech, 35-11 1/2. Discus--1, Drain, Castlemead, 110-1.
GIRLS
 Girls Teams--1, Skyline 267.0. 2, Oakland Tech 267.0. 3, Oakland 26.5. McClymonds 8.6. Castlemead 8.6.
 100--1, Aisha Wallace, Skyline, 12.73. 2, Leandra Todd, Oakland, 12.73. 3, Reyna Goodwin, Skyline, 25.70. 4, Kaia Freeman, Skyline, 25.75. 5, Angela Freeman, Skyline, 25.82. 6, 400--1, Maliha, Skyline, 55.88. 2, Kaselah, Skyline, 57.84. 3, Reyna Goodwin, 58.09.
 800--1, Anna Rensel, Fremont, 2:22.27. 1,600--1, Eman Barfield, Fremont, 5:30.10. 3,200--1, Tyndra, Skyline, 12:33.83. 100 Hurdles--1, Akinshe Paige, Oakland Tech, 11.30. 200--1, Akinshe Paige, Oakland Tech, 22.52. 400--1, Derrick G. Skyline, 51.71. 800--1, Mark G. Oakland, 2:02.66.
 1,600--1, Daniel Gohlke, Fremont, 4:40.37. 3,200--1, Daniel Gohlke, Fremont, 10:18.54. 110 Hurdles--1, Francisco Muela, Fremont, 15.84. 300 Hurdles--1, DeAndre Montgomery, Castlemead, 43.04.
 400 Relay--1, Skyline 43.04. 2, Oakland Tech 43.50. 3, McClymonds 43.57. 1,600 Relay--1, Oakland Tech 3:33.94.
 High Jump--1, Jason Wright, Fremont, 6-1. Long Jump--1, Hassan McClymonds, 19-9. Triple Jump--1, Brian Ames, Fremont, 41-0 1/4. Shot Put--1, Phillip Dawson, Oakland Tech, 35-11 1/2. Discus--1, Drain, Castlemead, 110-1.
GIRLS
 Girls Teams--1, Skyline 267.0. 2, Oakland Tech 267.0. 3, Oakland 26.5. McClymonds 8.6. Castlemead 8.6.
 100--1, Aisha Wallace, Skyline, 12.73. 2, Leandra Todd, Oakland, 12.73. 3, Reyna Goodwin, Skyline, 25.70. 4, Kaia Freeman, Skyline, 25.75. 5, Angela Freeman, Skyline, 25.82. 6, 400--1, Maliha, Skyline, 55.88. 2, Kaselah, Skyline, 57.84. 3, Reyna Goodwin, 58.09.
 800--1, Anna Rensel, Fremont, 2:22.27. 1,600--1, Eman Barfield, Fremont, 5:30.10. 3,200--1, Tyndra, Skyline, 12:33.83. 100 Hurdles--1, Akinshe Paige, Oakland Tech, 11.30. 200--1, Akinshe Paige, Oakland Tech, 22.52. 400--1, Derrick G. Skyline, 51.71. 800--1, Mark G. Oakland, 2:02.66.
 1,600--1, Daniel Gohlke, Fremont, 4:40.37. 3,200--1, Daniel Gohlke, Fremont, 10:18.54. 110 Hurdles--1, Francisco Muela, Fremont, 15.84. 300 Hurdles--1, DeAndre Montgomery, Castlemead, 43.04.
 400 Relay--1, Skyline 43.04. 2, Oakland Tech 43.50. 3, McClymonds 43.57. 1,600 Relay--1, Oakland Tech 3:33.94.
 High Jump--1, Jason Wright, Fremont, 6-1. Long Jump--1, Hassan McClymonds, 19-9. Triple Jump--1, Brian Ames, Fremont, 41-0 1/4. Shot Put--1, Phillip Dawson, Oakland Tech, 35-11 1/2. Discus--1, Drain, Castlemead, 110-1.
GIRLS
 Girls Teams--1, Skyline 267.0. 2, Oakland Tech 267.0. 3, Oakland 26.5. McClymonds 8.6. Castlemead 8.6.
 100--1, Aisha Wallace, Skyline, 12.73. 2, Leandra Todd, Oakland, 12.73. 3, Reyna Goodwin, Skyline, 25.70. 4, Kaia Freeman, Skyline, 25.75. 5, Angela Freeman, Skyline, 25.82. 6, 400--1, Maliha, Skyline, 55.88. 2, Kaselah, Skyline, 57.84. 3, Reyna Goodwin, 58.09.
 800--1, Anna Rensel, Fremont, 2:22.27. 1,600--1, Eman Barfield, Fremont, 5:30.10. 3,200--1, Tyndra, Skyline, 12:33.83. 100 Hurdles--1, Akinshe Paige, Oakland Tech, 11.30. 200--1, Akinshe Paige, Oakland Tech, 22.52. 400--1, Derrick G. Skyline, 51.71. 800--1, Mark G. Oakland, 2:02.66.
 1,600--1, Daniel Gohlke, Fremont, 4:40.37. 3,200--1, Daniel Gohlke, Fremont, 10:18.54. 110 Hurdles--1, Francisco Muela, Fremont, 15.84. 300 Hurdles--1, DeAndre Montgomery, Castlemead, 43.04.
 400 Relay--1, Skyline 43.04. 2, Oakland Tech 43.50. 3, McClymonds 43.57. 1,600 Relay--1, Oakland Tech 3:33.94.
 High Jump--1, Jason Wright, Fremont, 6-1. Long Jump--1, Hassan McClymonds, 19-9. Triple Jump--1, Brian Ames, Fremont, 41-0 1/4. Shot Put--1, Phillip Dawson, Oakland Tech, 35-11 1/2. Discus--1, Drain, Castlemead, 110-1.
GIRLS
 Girls Teams--1, Skyline 267.0. 2, Oakland Tech 267.0. 3, Oakland 26.5. McClymonds 8.6. Castlemead 8.6.
 100--1, Aisha Wallace, Skyline, 12.73. 2, Leandra Todd, Oakland, 12.73. 3, Reyna Goodwin, Skyline, 25.70. 4, Kaia Freeman, Skyline, 25.75. 5, Angela Freeman, Skyline, 25.82. 6, 400--1, Maliha, Skyline, 55.88. 2, Kaselah, Skyline, 57.84. 3, Reyna Goodwin, 58.09.
 800--1, Anna Rensel, Fremont, 2:22.27. 1,600--1, Eman Barfield, Fremont, 5:30.10. 3,200--1, Tyndra, Skyline, 12:33.83. 100 Hurdles--1, Akinshe Paige, Oakland Tech, 11.30. 200--1, Akinshe Paige, Oakland Tech, 22.52. 400--1, Derrick G. Skyline, 51.71. 800--1, Mark G. Oakland, 2:02.66.
 1,600--1, Daniel Gohlke, Fremont, 4:40.37. 3,200--1, Daniel Gohlke, Fremont, 10:18.54. 110 Hurdles--1, Francisco Muela, Fremont, 15.84. 300 Hurdles--1, DeAndre Montgomery, Castlemead, 43.04.
 400 Relay--1, Skyline 43.04. 2, Oakland Tech 43.50. 3, McClymonds 43.57. 1,600 Relay--1, Oakland Tech 3:33.94.
 High Jump--1, Jason Wright, Fremont, 6-1. Long Jump--1, Hassan McClymonds, 19-9. Triple Jump--1, Brian Ames, Fremont, 41-0 1/4. Shot Put--1, Phillip Dawson, Oakland Tech, 35-11 1/2. Discus--1, Drain, Castlemead, 110-1.
GIRLS
 Girls Teams--1, Skyline 267.0. 2, Oakland Tech 267.0. 3, Oakland 26.5. McClymonds 8.6. Castlemead 8.6.
 100--1, Aisha Wallace, Skyline, 12.73. 2, Leandra Todd, Oakland, 12.73. 3, Reyna Goodwin, Skyline, 25.70. 4, Kaia Freeman, Skyline, 25.75. 5, Angela Freeman, Skyline, 25.82. 6, 400--1, Maliha, Skyline, 55.88. 2, Kaselah, Skyline, 57.84. 3, Reyna Goodwin, 58.09.
 800--1, Anna Rensel, Fremont, 2:22.27. 1,600--1, Eman Barfield, Fremont, 5:30.10. 3,200--1, Tyndra, Skyline, 12:33.83. 100 Hurdles--1, Akinshe Paige, Oakland Tech, 11.30. 200--1, Akinshe Paige, Oakland Tech, 22.52. 400--1, Derrick G. Skyline, 51.71. 800--1, Mark G. Oakland, 2:02.66.
 1,600--1, Daniel Gohlke, Fremont, 4:40.37. 3,200--1, Daniel Gohlke, Fremont, 10:18.54. 110 Hurdles--1, Francisco Muela, Fremont, 15.84. 300 Hurdles--1, DeAndre Montgomery, Castlemead, 43.04.
 400 Relay--1, Skyline 43.04. 2, Oakland Tech 43.50. 3, McClymonds 43.57. 1,600 Relay--1, Oakland Tech 3:33.94.
 High Jump--1, Jason Wright, Fremont, 6-1. Long Jump--1, Hassan McClymonds, 19-9. Triple Jump--1, Brian Ames, Fremont, 41-0 1/4. Shot Put--1, Phillip Dawson, Oakland Tech, 35-11 1/2. Discus--1, Drain, Castlemead, 110-1.
GIRLS
 Girls Teams--1, Skyline 267

California Track and Cross Country COACHES ALLIANCE



ANTHONY VOLSAN

Photo by Bill Cockerham

1. Skyline, 15.78. 300 Hurdles--1, a Harris, Skyline, 44.55.
400 Relay--1, Skyline 46.87. 2, Fresno 50.58. 1,600 Relay--1, Skyline 43.
High Jump--1, Tiendres Rowden, 5-0. Long Jump--1, Jody Bailey, 15-10. Triple Jump--1, Sakai, Skyline, 34-10. Shot Put--1, Ellis, Skyline, 33-4 1/2. Discus--1, Ellis, Skyline, 93-6.

Sac-Joaquin Section

1993. Modesto Junior College, Mac Powell (Modesto) and Rich Ann (Sacramento)

BOYS

Boys Teams--1, Merced 73. 2, Bella 44. 3, Jesuit 36. 4, Highlands 34. 5, Elk Grove 24. 7, Sonora and 29. 9, Colfax 6. 10, Patterson 6.
100--1, Anthony Volsan, Merced, (meet record, old record 10.50, Ali Vallejo, 1992). 2, Lindsey McDonald, 10.52. 3, Brian Lewis, Highlands, 10.66. 4, Willie Jones, Franklin, 10.66. 5, Vallejo, 10.80. 6, Ali Evans, Vallejo,

200--1, Anthony Volsan, Merced, 2, Brian Lewis, Highlands, 21.28. 3, Lindsey McDonald, Merced, 21.51. 4, Sims, 21.61. 5, Williams, River City, 21.78. 6, Jones, Franklin, 22.05.

400--1, James Davis, Wood, 48.35. 2, Travis Snair, East Union, 48.58. 3, Wright, Nevada Union, 49.62. 4, Coolidge, 49.63. 5, Johnson, Highlands, 50.10. 6, Sump, Bear Creek, 50.52.
800--1, Brian Wilkinson, Merced, 52. 2, Bevan Brian, Woodland, 52. 3, Tim Welsh, Colfax, 1:56.01. 4, Wood, San Juan, 1:57.55. 5, Caldwell, 1:57.70. (Note: Wilkinson tied from the State Meet in this Good gets the third spot.)

1,600--1, Brian Wilkinson, Merced, 14. 2, Charles Williams, Hogan, 1. 3, Alejandro Ramirez, Stagg, 13. 4, Stember, Jesuit, 4:22.76. 5, Holman, Sonora, 4:25.14.
3,200--1, Matt Farley, Jesuit, 2. 2, Konrad Knudsen, Del Campo, 4. 3, Jason Perscheid, Jesuit, 9. 4, Pershall, Jesuit, 9:33.18. 5, Frejeyer, 9:37.28. 6, Swendall, Lodi, 4.

10 Hurdles--1, Kyle O'Neill, Bella 14.46. 2, Manuel Humphrey, San 14.73. 3, Eric Imhoff, Patterson, 4, Keyser, Vintage, 14.96. 5, Conti, 14.99. 6, Dalton, Elk Grove, 15.14.
50 Hurdles--1, Adrian Williams, River City, 37.6. 2, Kyle O'Neill, Bella Vista, 38.6. 3, Reuben Parrish, Atwater, 38.6. 4, Jesuit, 38.8. 5, Gilson, Valley, 39.4. 6, Elk Grove, 39.6.

400 Relay--1, Merced 41.57. 2, Highlands 41.90. 3, Vallejo 42.24. 4, Hogan 43.17. 5, Franklin 43.17. 6, Valley 43.29.

100--Michele Reid, Folsom, 12.18. 2, Tonya Adams, Dixon, 12.23. 3, Tonya Jones, Franklin, 12.44. 4, Hogans, Downey, 12.47. 5, Arroyo, Tracy 12.51. 6, Cair, Elk Grove, 12.71.

200--1, Michele Reid, Folsom, 24.95. 2, Rochelle Hogans, Downey, 25.16. 3, Tonya Jones, Franklin, 25.49. 4, Holinka, Mira Loma, 25.59. 5, Junal, Davis-Yolo, 25.74. 6, Hill, Tokay, 25.79.

400--1, Christy Holinka, Mira Loma, 56.77. 2, Patricia Hall, Franklin, 56.93. 3, Marlene Robinson, Burbank, 57.70. 4, Cawthorn, Elk Grove, 57.26. 5, Alicia Lyon, East Union, 58.09. 6, Watson, Atwater, 58.30.

800--1, JoAnna Cerri, Downey, 2:15.65. 2, Shelby McKnight, Casa Roble, 2:16.34. 3, Irene Hobbs, Atwater, 2:16.60. 4, Thresa Smith, Florin, 2:17.26. 5, Hughes, Napa, 2:19.95. (Note: Cerri scratched from the State Meet in this event, giving her place to Smith.)

1,600--1, JoAnna Cerri, Downey, 5:06.31. 2, Danielle Nelson, Napa, 5:08.36. 3, Cybelle McFadden, St. Francis, 5:08.36. 4, Cornes, Davis-Yolo, 5:08.72. 5, McCarthy, Golden Sierra, 5:13.39. 6, Warner, Ponderosa, 5:21.54.

3,200--1, Grace Durnell, Merced, 11:03.66. 2, Sarah Dickerman, Del Campo, 11:11.98. 3, Magi Martinez, Wood, 11:12.45. 4, Veruili, Davis-Yolo, 11:17.30. 5, Urjanhema, Yuba City, 11:37.73. 6, Nelson, Napa, 11:40.27.

100 Hurdles--1, Chidera Madu, Valley, 14.86. 2, Felicia Stone, Kennedy, 15.10. 3, Deawah Tolimoh, Valley, 15.21. 4, Himes, Oakdale, 15.24. 5, Sara Garcia, Woodland, 15.40. 6, Hall, Franklin, 15.45.

300 Hurdles--1, Sara Garcia, Woodland, 44.7. 2, Katrina Hall, Franklin, 45.0. 3, Chidera Madu, Valley, 45.3. 4, Wendy Esad, Florin, 46.8. 5, Peez, Atwater, 47.2. 6, Cornwell, Galt, 47.5.

400 Relay--1, Vallejo 48.66. 2, Burbank, 49.04. 3, Tracy 49.07. 4, Valley 49.11. 5, Franklin 49.33. 6, East Union 49.77.

1,600 Relay--1, Woodland 4:00.3. 2, Atwater 4:00.7. 3, Kennedy 4:02.9. 4, Florin 4:03.5.

High Jump--Callie Lemont, Ceres, 5-4. Melanie Markus, Cordova, 5-2. Elizabeth Aidabe, Sonora, 5-2. Cornwell, Galt, 5-0. Bingham, St. Helena, 50. Stewartout, Cordova, 5-0.

Long Jump--Jessica Renton, Downey, 18-3 1/2. 2, Melanie Markus, Cordova, 17-9 3/4. 3, Michele Reid, Folsom, 17-3 1/2. Triple Jump--1, Katrina Hall, Franklin, 37-11 1/2. 2, Angela Orlando, Linden, 37-8 1/4. 3, Jessica Renton, Downey, 37-1 1/4. 4, Childress, Cordova, 36-8. 5, Reid, Folsom, 36-8 3/4. 6, Lotin, Galt, 35-0 1/4.

Shot Put--1, Chelsea Stephens, Atwater, 41-11. 2, Cassie Knodel, Galt, 39-6 3/4. 3, Sherita Ellison, Hogan, 39-6 1/2. 4, Tulu, Hogan, 39-6 1/2. 5, Staci Darden, Sonora, 37-3 3/4. 6, Broughton, Florin, 36-6 1/2.

Discus--1, Suzy Powell, Downey, 178-6 (meet record, old record 172-2, Powell, trials). 2, Staci Darden, Sonora, 136-3. 4, E. Hogan, 134-7. 5, Knodel, Galt, 133. Chelsea Stephens, Atwater, 124-3.

Northern Section

Site ?, Date ?

Winner of each event qualifies for State Meet.

Boys

100--1, Ryan Scott, Shasta, 11.18. 200--1, Ryan Scott, Shasta, 22.48. 400--1, Seth Williams, Placer, 51.42. 800--1, Andy Anderson, Yuba, 1:57.60. 2, C. Trenlo, Paradise, 1:58.9. S. Moore, Lassen, 1:58.97.

1,600--1, Nathan Craig, Anderson, 4:25.19. 2, D. Gonzalez, Colusa, 4:25.63. 3,200--1, Aaron Gilen, Yuba, 9:35.96. 110 Hurdles--1, Jake Brinkley, Yreka, 15.52. 300 Hurdles--1, Koetitz, Chester, 40.23.

400 relay--1, West Valley, 43.54. 1,600 relay--1, West Valley, 3:26.98.

High Jump--1, Todd Kelly, Big Valley, 6-8. 2, D. Copenhaver, Red Bluff, 6-4. Wilkens, Red Bluff, 6-4. Pole Vault--Robert Nelson, Lassen, 13-6. 2, Andrew Randolph, Willows, 13-6. Long Jump--David Potter, West Valley, 21-10. 4. Triple Jump--1, Randy Vanover, Yreka, 46-11 3/4. 2, P. Slater, Bixwell, 44-2. Shot Put--1, David Valencia, Susanville, 52-8. 2, Tyler Howe, Las Plumas, 51-1. Little, Gridley, 50-0 1/2. Discus--Randy Vanover, Yreka, 173-8. 2, Tyler Howe, Las Plumas, 162-6. 3, C. Williams, Lassen, 150-8. 4, G. Pierson, Willits, 150-0.

GIRLS

100--1, Alyssa Johnson, Modesto, 13.10. 200--1, Tracy Turner, West Valley, 26.04. 400--1, Brandy Andrews, Yreka, 57.99. 2, Anderson, Yreka, 59.60. 800--1, Brook Yerman, Paradise, 2:17.61.

1,600--1, Jaime Herbst, Yreka, 5:16.08. 3,200--1, Sally Pyle, Lassen, 11:44.36. 2, C. Irwin, Central Valley, 11:48.49. 100H--1, Eva Potter, West Valley, 15.98. 300H--1, Andrea Bryson, Pleasant Valley, 47.24. 2, R. Rogers, Susanville, 47.62.

400 relay--1, Modoc 49.76. 1,600 relay--1, West Valley 4:01.41. 2, Modoc 4:01.77. 3, Yreka 4:06.87. 4, Anderson, 4:09.65.

High Jump--1, Jayme Webb, West Valley, 5-2. 2, H. Covington, Anderson, 5-0. Long Jump--1, Eva Potter, West Valley, 17-3. 2, J. Valpey, Pleasant Valley, 10 1/4. 3, C. Amende, Yreka, 9. Triple Jump--1, Stephanie Coler, Coming, 35-10 1/4. Shot Put--1, Ingrid Sipher, Pleasant Valley, 38-11. 2, Nik Santos, Anderson, 36-4 1/2. Discus--Ingrid Sipher, Pleasant Valley, 130-6. Sherry Moore, Lassen, 130-4. 3, Nik Santos, Anderson, 118-0. 4, M. Mabey, Coming, 117-8.

California Track and Cross Country COACHES ALLIANCE

North Coast Section Meet of Champions Finals

29, 1993. Edwards Stadium, Berkeley. Top four qualify to State Meet.

BOYS

100 (+2.90)-1, Marvin Love, Wash-
ton, 10.89. 2, Leon Callen, Alhambra,
11.05. 3, Jimmy Pham, Mt. Diablo, 11.05.
4, Ian Stevens, Bishop O'Dowd, 11.09. 5,
Moronoko, De Anza, 11.10.

200 (+2.39)-1, Tyree Reed, De
Anza, 22.22. 2, Leon Callen, Alhambra,
22.35. 3, Jared Wilson, Montgomery, 22.32.
4, Marlon Monroe, St. Mary's, 22.36.

400-1, John Lockard, Logan, 48.65.
2, Calvin Coleman, El Cerrito, 49.74. 3,
Marlon Monroe, St. Mary's, 50.09. 4, Doug
L, St. Mary's, 50.46. 5, Jesse Hunt, For-
tuna, 50.51.

800-1, Josh Quintal, Fortuna,
1:54.3. 2, Jon Evan Hornsby, St. Mary's,
1:57.9. 3, Colin Dean, Bishop O'Dowd,
1:57.07. 4, Josh Rogin, Piedmont, 1:56.32.
5, Roy Murphy, Tamalpais, 1:56.36. 6,
Thomas O'Kane, South Fork, 1:58.19.

1,600-1, Rick Esponda, Casa Grande,
3:56.2. 2, Brock Tessman, Monte Vista,
3:30.3. 3, Mike Prindville, De La Salle,
3:07.8. 4, Chris Maler, Amador Valley,
2:20.5. 5, Josh Hinkle, Montgomery,
3:72. 6, Zach Barrett, Santa Rosa,
3:50.

3,200-1, Matt Creason, Eureka,
4:95. 2, Steve Immel, Livermore,
4:57. 3, Steve Brown, Piedmont,
4:58. 4, Dave Braden, Amador Valley,
5:16. 5, Mike Prindville, De La Salle,
4:59. 6, John Atwood, Castro Valley,
4:23. 7, Aaron Daniel, Livermore,
4:05. 8, Michell Jones, Livermore,
3:51. 9, Adam Bonner, Tamalpais, 9:43.5.
Keith Kennedy, San Leandro, 9:45.1.
Mike Byroads, Antioch, 9:45.8.

100 hurdles (+0.07)-1, Doug Ridge,
American, 14.82. 2, Brandon Cober, St.
Mary's, 14.85. 3, Anthony Montgomery, St.
Mary's, 14.95. 4, Jimmi Banks, San Lean-
dro, 15.02. 5, Josh Heady, Ukiah, 15.33.

300 hurdles-1, Byron Casey, Ameri-
can, 38.01. 2, Brandon Cober, St. Mary's,
39.30. 3, Rob Walling, Foothill, 39.30. 4,
Mark McDonald, American, 39.37. 5, Ken-
neth Mitchell, Ygnacio Valley, 39.59. 6, Al-
bert Campolindo, 40.27.

400 relay-1, Logan (Jeff Blodeau,
John Lockard, Ickoy McGowan, Deshawn
Williams) 42.80. 2, De Anza 42.96. 3, Beni-
dict 43.14. 4, St. Mary's 43.36. 5, Livermore
43.41. 6, Castro Valley 43.72.

1,600 relay-1, Logan (Jeff Blodeau,
Marlon Richberg, Deshawn Williams, John
Lockard) 3:19.65. 2, St. Mary's 3:21.67. 3,
Berkeley 3:21.81. 4, El Cerrito 3:22.46. 5,
Fortuna 3:22.60. 6, American 3:23.62. 7,
Monte Vista 3:23.68.

High Jump-1, Jeff Bond, Piedmont,

6-6. 2, Casey Turner, Monte Vista, 6-5. 3,
Zeb Giacomini, Fortuna, 6-5. 4, Greg Walk-
er, Pittsburg, and Enoch Dix, Cardinal New-
man, 6-4. 6, Eric Muenstermann, Piner, and
Z.J. Muldrew, Benicia, 6-4. (Walker won
jump off with Dix to qualify to State Meet.)

Pole Vault-1, Dan Short, Livermore,
14-3. 2, Dan Niederjohn, Newark Memorial,
14-0. 3, Chris Kennedy, Monte Vista, 14-0.
4, Mia Shull, Willits, 14-0. 5, Tim Taylor, Ac-
calanes, 13-9. 6, Rene Loraine, Petaluma,
13-9. 7, Marty Kelley, Fortuna, 13-9. 8,
Tom Ahem, San Ramon Valley, 13-6.

Long Jump-1, Jimmi Banks, San
Leandro, 23-0 1/4 (-0.02). 2, Derrick Mit-
chell, Mt. Eden, 22-10 3/4 (-0.59). 3, Cletus
Coffey, Cardinal Newman, 22-4 3/4
(+0.09). 4, Del Brown, Livermore, 21-9 (-
1.45).

Triple Jump-1, Derrick Mitchell, Mt.
Eden, 46-3 1/2 (-1.22). 2, Jimmi Banks,
San Leandro, 45-8 3/4 (-0.84). 3, Sean Wil-
liams, Drake, 45-3 (-1.31). 4, Rah-Mu
Brown, St. Mary's, 44-5 3/4 (-0.11).

Shot Put-1, Mark Yancay, Marin
Catholic, 53-9 1/4. 2, Ihsan Warren, St.
Mary's, 51-11 1/2. 3, Trevor Price, Cardinal
Newman, 51-9 1/2. 4, Mike Anger, Moreau,
51-2. 5, Mike Reed, Mt. Diablo, 49-10 1/2.
6, Travis Nutter, Amador Valley, 49-8 1/2.
Discus-1, Travis Nutter, Amador
Valley, 171-5. 2, Matt Aune, Santa Rosa,
159-9. 3, Clint Duey, Fortuna, 154-11. 4,
Ihsan Warren, St. Mary's, 152-7. 5, Regan
Upshaw, Pittsburg, 152-7.

GIRLS

100 (+2.02)-1, Kelli White, Logan,
11.91. 2, Bisa Grant, Bishop O'Dowd,
11.96. 3, Tamika Brown, Fort Bragg, 12.28.
4, Christi Barefield, California, 12.32. 5,
Keeta Zimmerman, Eureka, 12.33. 6, Jer-
nae Wright, Logan, 12.65.

200 (+2.03)-1, Kelli White, Logan,
24.09. 2, Bisa Grant, Bishop O'Dowd,
24.34. 3, Tamika Brown, Fort Bragg, 24.92.
4, Christi Barefield, California, 25.42. 5, Jer-
nae Wright, Logan, 25.63. 6, Turshka Ben-
nett, Bishop O'Dowd, 26.07. 7, Nequila
Goods-Gulley, Logan, 26.14.

400-1, Crystal Miles-Threat, Bishop
O'Dowd, 56.13. 2, Tiffany Roberts, Car-
ondelet, 56.65. 3, Jenna Nougier, Sonoma
Valley, 59.78. 4, Sarah-tyah Wilson, Berke-
ley, 59.78.

800-1, Miesha Marzell, Bishop
O'Dowd, 2:11.94. 2, Vicky Fleschner, Fortu-
na, 2:14.12. 3, Candace Miles-Threat, Bis-
hop O'Dowd, 2:16.06. 4, Crissy O'Brien,
Northgate, 2:17.32. 5, Pamela Richardson,
Montgomery, 2:18.97. 6, Rachelle Kintzer,
Monte Vista, 2:19.17.

1,600-1, Michelle Muething, Amador
Valley, 5:03.98. 2, Alison Lambert, North-
gate, 5:07.60. 3, Anjelica Randall, Bishop
O'Dowd, 5:09.22. 4, Jessica McCool, Pied-
mont, 5:10.33. 5, Tina Bowen, San Ramon
Valley, 5:16.80. 6, Carolyn Colyar, Car-
ondelet, 5:18.17.

3,200-1, Elissa Riedy, Mission San
Jose, 11:00.56. 2, Erin O'Brien, Campolindo,
11:06.49. 3, Heather Wallace, Clayton
Valley, 11:06.63. 4, Sara Jakel, Sonoma

Valley, 11:07.88. 5, Lori Riedy, Mission San
Jose, 11:09.97. 6, Magdalena Vollerova,
Rancho Cotate, 11:21.23. 7, Marisa Daniel,
Granada, 11:33.13. 8, Kendra Johnson, El
Molino, 11:41.59. 9, Katie Owen, Caronde-
let, 11:42.1. 10, Amber Robinson, Las Lo-
mas, 11:44.1. 11, Catherine Venables, Ala-
ameda, 11:45.3. 12, Melanie Melara, Collee
Park, 11:46.1.

100 high hurdles (-1.26)-1, Bisa
Grant, Bishop O'Dowd, 14.47. 2, Sunshinne
Peterson, Logan, 14.61. 3, Ayana Grant,
Bishop O'Dowd, 14.78. 4, Jenny Berrien,
Berkeley, 14.84. 5, Monique Dale, Logan,
15.34. 6, Kim Couvson, American, 15.43. 7,
Nikki Galvan, Benicia, 15.91.

300 hurdles-1, Kim Couvson, Ameri-
can, 44.32. 2, Monique Dale, Logan, 44.64.
3, Ayana Grant, Bishop O'Dowd, 44.94. 4,
Julie Petersen, Ferndale, 45.07. 5, Nikki Gal-
van, Benicia, 46.70. 6, Mariel Triggs, More-
au, 46.97. 7, Nicki Henkels, Santa Rosa,
47.59.

400 relay-1, Logan (Jerna Wright,
Susan Turner, Kelli White, Sunshinne Peter-
son) 48.0. 2, Acalanes 49.7. 3, El Cerrito
49.8. 4, Ursuline 50.1. 5, American 50.2. 6,
Benicia 50.6.

1,600 relay-1, Bishop O'Dowd (Can-
dace Miles-Threat, Crystal Miles-Threat,
Bisa Grant, Miesha Marzell) 3:48.57. 2, Lo-
gan 3:49.65. 3, Amador Valley 3:58.30. 4,
Carondelet 4:00.25. 5, Mission San Jose
4:02.06. 6, Moreau 4:07.25. 7, Monte Vista
4:08.00.

High Jump-1, Jamila Churchill, Bis-
hop O'Dowd, 5-4. 2, Alcyon Chappelle, Logan,
5-4. 3, Traci Banks, Alhambra, 5-4. 4, Cor-
ney Prevost, Fortuna, 5-3. 5, Candace

Lynch, Newark Memorial, 5-2.

Long Jump-1, Jerna Wright, L
18-8 1/4 (+0.11). 2, Grace Upshaw,
lanes, 17-10 (+0.17). 3, Nicole McCall,
Clayton Valley, 17-3 1/2. 4, Hadya G
Logan, 17-0 3/4 (-1.67). 5, Cindy Sam
Campolindo, 16-9 3/4 (-1.56). 6, M
Dunn, Alhambra, 16-9 1/4 (+0.20).

Triple Jump-1, Hadya Green
gan, 37-0 1/4 (-0.02). 2, Kendra Joh
Bishop O'Dowd, 36-1 (-0.01). 3, Keeta
merman, Eureka, 35-11 3/4 (-1.21). 4,
ey Moyles, Washington, 35-9 (-1.14).

Shot Put-1, Kristin Heaston,
cio Valley, 50-3 1/4. 2, Coreen Delo
tos, Ukiah, 42-1. 3, Nicole Brooks, Ber
41-7. 4, Karen McCall, Santa Rosa,
3/4. 5, Rashanda Holmes, Tenmynson
1/2. 6, Nikki Dewitt, Petaluma, 37-1
7, Stephanie Loggins, Moreau, 36-8
Kristin Gabbard, Novato, 35-10.

Discus-1, Kristin Heaston, Y
Valley, 145-11. 2, Robyn Flynn, Fo
130-11. 3, Tia Anderson, Clayton V
120-6. 4, Kristin Gabbard, Novato, 1
5, Karen McCall, Santa Rosa, 115-
Melissa Cenizal, Clayton Valley, 113-
Tuere Anderson, Mission San Jose, 11

San Francisco Section

Academic Athletic Association
May 29, 1993. Kezar Stadium, G
Gate Park, San Francisco. From
Christensen (McAteer). The winn
each event advances to the
Meet.

BOYS

Boys Teams-1, Lowell 31
McAteer 327. 3, Galileo 215. 4, Wa
ton 154. 5, Balboa 116. 6, Lincoln
Wilson 50. 8, Mission 45. 9, ISA 9.

100-1, Rashaan Sanders, L
10.5. 2, Steve Fountain, McAteer, 10
200-1, Walter Conth, McAteer,
2, Steve Fountain, McAteer, 21.8.
shaan Sanders, Lincoln, 21.9.


400-1, Walter Smith, M
48.9. 800-1, Damarcus Thomas,
1:59.7. 1,600-1, Yonathan As
McAteer, 4:35.84. 3,200-1, Yo
Asmerom, McAteer, 10:28.8.

110 Hurdles-1, William Berto
leo, 15.5. 300 Hurdles-1, Edward
ney, Galileo, 41.6. 400 Relay-1,
eer 42.43. 1,600 Relay-1, M
3:23.5. 2, Lincoln 3:27.7.

High Jump-1, Eric Weldon,
eer, 6-5. 2, Bobby Shaw, Galile
5. Pole Vault-1, Phillip Kendall,
11-8. Long Jump-1, Adam
McAteer, 21-10 1/2. Triple Ju
Adam Powell, McAteer, 44-7. Sh
-1, Byron Beacham, Galileo, 43
2. Discus-1, David Hooker,
144-11.

GIRLS

Girls Teams-1, Lowell 1
McAteer 90. 3, Washington 86. 4,
45. 5, Lincoln 28. 6, Galileo 24. 7.



RASHAAN SANDERS

Photo by Bill Cockarham

California Track and Cross Country COACHES ALLIANCE

ISA and Wilson 2.

100--1. Alexandra Jackson, Lowell, 2. Shena Ferguson, Washington, 12.2.

200--1. Alexandra Jackson, Lowell, 2. Marlicia Walker, Lincoln, 25.7, 3. Ana Walton, Washington, 26.0.

400--1. Marlicia Walker, Lincoln, 57.9. Kimberly Matthews, McAteer, 1.600--1. Marlicia Walker, Lincoln, 4:05.9. 2. McAteer 4:08.3.

1,600--1. Logan Hiroshima, Lowell, 4:05.9. 2. McAteer 4:08.3. 3,200--1. Oasii Lucero, Lowell, 10:46.0.

500 Hurdles--1. Natasha Walton, Washington, 15.8. 300 Hurdles--1. Kim-Matthews, McAteer, 49.0. 400

--1. Washington 49.2. 2. McAteer 50.1. 1,600 Relay--1. 4:05.9. 2. McAteer 4:08.3.

High Jump--1. Shena Ferguson, Washington, 5-4. Long Jump--1. Shena

on, Washington, 18-10. 2. Patricia on, McAteer, 17-10 1/4. Triple

--1. Anissa Tan, Lowell, 34-8 1/2. Shot Put--1. Nicole Dillard, Mission, 34-8 1/2.

Discus--1. Nicole Dillard, Mission, 110-0.



PATTY TREJO

Photo by Kirby Lee

L. A. City Section

Birmingham High.

BOYS

100: 1. DeSaussure (Taft) 10.58w, 2. (Birmingham) 10.61, 3. Settle (Dor-

64, 4. Jones (Fremont) 10.78, 5. (Westchester) 10.84, 6. Martin

10.85. 200: 1. DeSaussure 21.93w, 2. Settle (Dorsey) 21.41, 3.

Fremont) 21.53, 4. Serpas (Birm) 21.78, 5. Conwright (Westchester) 21.78,

6. (Wash) 21.85. 400: 1. DeSaussure 47.75, 2. Williams (Dorsey) 47.75, 3. Jones (Fremont) 49.53, 4. Aguilarrn) 49.63, 5. Dussett (Crenshaw)

Hall (Dorsey) 50.32. 800: 1. Clark 1:55.20, 2. Wheeler (Dorsey) 1:57.17, 4.

3. McCray (Carson) 1:57.17, 4. (Hamilton) 1:57.32, 5. Camacho 1:57.69.

100: 1. Giddens (Gardena) 4:20.39, (Birmingham) 4:21.76, 3. Gilmore (es) 4:22.26, 4. Bailon (Garfield)

5. Lira (Gardena) 4:26.38, 6. Hen-Venice) 4:26.43. 3200: 1. Mejia (ham) 9:31.59, 2. Bailon (Garfield)

3. Moreno (Roosevelt) 9:36.23, 4. (Venice) 9:41.26, 5. Amera (9:42.40, 6. Lira (Gardena)

110 HH: 1. Powell (Reseda) 2. Haag (Gran Hills) 14.49, 3. Jorshington) 14.95, 4. Hester (Dorsey)

Edwards (Locke) 15.15, 6. Lincoln 19.19. 300 IH: 1. Jordan (Washing- 1. 2. Brownlee (Hamilton) 38.78, 3. (Banning) 39.43, 4. Haag (Gran

80, 5. Mabry (Dorsey) 40.26, 6. (San Park) 40.40. 400R: 1. Dorsey Fremont 42.58, 3. Washington

Taft 42.68, 5. Manual Arts Van Nuys 43.07. 1600R: 1. Dor-

47, 2. Washington 3:23.60, 3. Ha

milton 3:24.29, 4. San Fernando 3:25.39, 5. Manual Arts 3:26.40, 6. Crenshaw 3:27.52.

HJ: 1. Nadeau (Monroe) 7-0, 2. Lincoln (Birm) 6-6, 3. Shumsky (Palisades) 6-6, 4. Stewart (Gardena) 6-6, 5. Hester (Dorsey) 6-4. PV: 1. Carranza (Belmont) 13-6. LJ: 1. Clark (Fremont) 23-8w, 2. Shumsky (Palisades) 23-2w, 3. Salter (Reseda) 22-3 1/2w, 4. Lincoln (Birm) 22-2 3/4w, 5. Smith (Dorsey) 21-10 1/4w, 6. Haag (Gran Hills) 21-9w. TJ: 1. Nadeau (Monroe) 45-7 3/4, 2. Wilkins (Dorsey) 44-6 1/4, 3. Credille (N. Hollywood) 44-5, 4. Lincoln (Birm) 44-4. SP: 1. Jones (Locke) 54-5 1/2, 2. Mertes (Chatsworth) 52-10, 3. Tade (El Cam Real) 52-9 1/2, 4. Carter (Westchester) 49-9.

Team Scores: 1. Dorsey 81, 2. Birmingham 55, 3. Fremont and Taft 34, 5. Washington 31, 6. Monroe 22, 7. Palisades 21, 8. Gardena 19, 9. Hamilton 18, 10. Reseda 16.

GIRLS

100: 1. Posey (N Hlywd) 11.94w, 2. Midkiff (Fremont) 12.39, 3. Johnson (Cano-ga Park) 12.43, 3. Midkiff (Fremont) 12.43, 5. Broadway (Gardena) 12.50, 6. Arrington (Univ) 12.57. 200: 1. McCarty (Gardena) 25.11w, 2. Lewis (Univ) 25.26, 3. Posey (N Hlywd) 25.43, 4. Midkiff (Fremont) 25.50, 5. Arrington (Univ) 25.82, 6. Johnson (Can Pk) 26.03. 400: 1. Lewis (Univ) 57.73, 2. Hardemion (Univ) 58.44, 3. Stewart (Locke) 58.77. 800: 1. Stewart (Locke) 2:15.89, 2. Dear (Crenshaw) 2:16.79, 3. Kleinger (San Pedro) 2:22.56, 4. George (Chatsworth) 2:23.01.

1600: 1. Kechris (Venice) 5:09.62, 2. Debose (Hamilton) 5:17.61. 3200: 1. Trejo (Belmont) 11:40.21, 2. Roberto (Belmont)

11:50.53, 3. Tortola (Birm) 11:53.40. 100 HH: 1. Rori Kelly (Westchester) 14.98w, 2. Mosley (Marshall) 15.03, 3. Griffis (Wash) 15.41, 4. Norwood (Crenshaw) 15.88.

300LH: 1. Griffis (Wash) 45.17, 2. Mosley (marshall) 15.03, 3. Norwood (Crenshaw) 46.63, 4. Davis (Dorsey) 46.66, 5. Skaggs (Wash) 46.98. 400R: 1. University 47.65, 2. Gardena 49.14, 3. Carson 49.65, 4. Wash- ington 49.79, 5. El Camino Real 50.11.

1600R: 1. University 3:55.84, 2. Westches- ter 4:03.76, 3. Washington 4:04.15, 4. Gar- dena 4:07.06, 5. Crenshaw 4:07.35, 6. Locke 4:09.12.

HJ: 1. Hubbard (San Fern) 5-6. LJ: 1. Pawns (Locke) 17-1 1/4. TJ: 1. Kinard (El Cam Real) 36-10w, 2. Wade (Gardena) 36-7w, 3. Ladzepko (Kennedy) 35-11, 4. Shep- herd (Taft) 35-7 3/4w, 5. Gillespie (Van Nuys) 35-3. SP: 1. Davis (San Pedro) 37-4 1/2, 2. Stewart (Grant) 35-6 1/4.

Team Scores: 1. University 50, 2. Gardena 36, 3. Washington 32, 4. El Camino Real 30, 5. Locke 27, 6. Belmont & Cren- shaw 24, 8. Hamilton & Westchester 22, 10. San Pedro 21.

Southern Section

BOYS

100: 1. Howard (Cyn Spr) 10.50 (wind .3 mps against), 2. E. Turner (Morn) 10.75, 3. Jordan (Indio) 10.80, 4. Johnson (Redl) 10.81, 5. Devine (Nogales) 10.83, 6. Crock- ett (Inglwd) 10.89.

200: 1. E. Turner (Morn) 21.07 (wind 1.0 mps aiding), 2. Howard (Cyn Spr) 21.14, 3. Devine (Nogales) 21.46, 4. Jordan (Indio) 21.47, 5. Johnson (Redl) 21.64, 6. Criner (St. Bern) 21.80.

400: 1. Granville (Bell Gard/Frosh) 47.24, 2. Taub (Foothill) 48.12, 3. Hutself (Cypress) 48.30, 4. Campbell (Riverside No) 48.33, 5. Favorite (Cor Centen) 48.47, 6. Oliver (Hawthorne) 48.69.

800: 1. Woods (Duarte) 1:52.36, 2. Turner (Burbank) 1:53.86, 3. Heath (Foothill) 1:54.41, 3. DeLaCerdia (Hart) 1:54.69, 5. Cooper (Pasadena) 1:54.77, 6. Lynch (Foot- hill) 1:55.22.

1600: 1. Wilson (Agoura) 4:12.82 (3:57.0 for 1500m), 2. Dunn (Arroyo Gr) 4:15.34 (3:57.8, 3. Strahan (Hart) 4:17.08 (4:01.4) 4. Ibarra (Righetti) 4:17.23 (4:01.0), 5. Klinger (Hart) 4:18.67 (4:01.07, 6. Falcon (Montebello) 4:18.67 (4:04.5).

3200: 1. Minami (Peninsula) 9:04.13 (8:32.5 for 3K), 2. Casillas (Hoover) 9:04.14 (8:34.2), 3. Martinez (Orange) 9:06.48 (8:36.5), 4. Frack (Esperanza) 9:06.70 (8:35.2), 5. Love (Katella) 9:07.03 (8:36.7), 6. Fiamm (HuntBch) 9:10.99 (8:37.1).

110HH: 1. Burleigh (Upland) 14.26 (wind .1 mps against), 2. Dunams (Riverside No) 14.32, 3. Stamps (Muir) 14.47, 4. Medearis (Hart) 14.53, 5. Jones (Arroyo Grande) 14.63, 6. Haan (Upland) 14.64.

300IH: 1. Haslip (Muir) 37.11, 2. Anton (Esperanza) 37.80, 3. Medearis (Hart) 38.02, 4. Anderson (Warren) 38.47, 5. Mei

Lete (Saddleback) 38.55, 6. Jones (H. thome) 38.84.

400R: 1. Muir 41.87, 2. Cam Springs 42.08, 3. Diamond Bar 42.19, Leuzinger 42.84, 5. Gahr 43.03, 6. Noga 43.04.

1600R: 1. Foothill 3:15.09, 2. Morn side 3:15.43, 3. Muir 3:16.23, 4. Alta Lo 3:17.05, 5. Dominguez 3:19.57, 6. Diam Bar 3:20.88.

HJ: 1. Fischer (Camarillo) 7-0, 2. F mero (LA Baptist) 6-8, 3. Carlson (Kate) 6-8, 4. Lim (Sonora) 6-8, 5. Lloyd (Eis hower) 6-6, 6. Helke (Cres Vly) 6-6.

PV: 1. Stern (Harvard Westlake) 15 2. Gehrke (Diam Bar) 15-0, 3. Alusha (Rancho) 15-0, 4. Kneafsey (Loyola) 14 5. VanStuis (El Modena) 14-0, 6. Dyer (E peranza) 14-0.

LJ: 1. E. Turner (Morningside) 23-6 3/4, 2. Adams (Nogales) 23-5 3/4, 3. Childs (glewood) 23-3 3/4, 4. Chase (Quartz h 22-11w, 5. Reyes (Chino) 22-6 1/4w, 6. F mero (LA Baptist) 22-6.

TJ: 1. Gaines (Palmdale) 50-1 3/4, Parrish (Marina) 49-11 1/4, 3. Howell (Poly) 49-5 1/2, 4. Moultry (Bev Hills) 48 3/4w (48-7 legal best), 5. Chase (Quan Hill) 48-3 1/2, 6. M. Turner (Morningside) 47-11 3/4.

SP: 1. Lingenfelter (Upland) 62-5 3/4, 2. Peare (Trabuco Hills) 57-8, 3. Tift (Ne port Harbor) 56-4, 4. McCullough (Esper- anza) 55-11, 5. Ralphs (Newport Harbor) 55 10 3/4, 6. Byard (Santa Monica) 54-7 1/4.

DT: 1. Lingenfelter (Upland) 181-6, Peare (Trabuco Hills) 177-1, 3. Johnson (F Poly) 173-6, 4. Conrad (Brea-Olinda) 164 4, 5. Porras (Arroyo Grande) 163-3, 6. Pe licer (Esperanza) 160-9.

GIRLS

100m: 1. Jones (Thousand Oaks) 11.31 (wind 1.3 mps aiding), 2. A. Anderson (LB Poly) 11.58, 3. Haddad (LB Poly) 11.67, 4. Backus (LB Wilson) 11.78, 5. Gilson (Morningside) 11.92, 6. Sumpter (Muir) 11.93.

200m: 1. Jones (TO) 23.00 (wind 0.3 mps against), 2. A. Anderson (LB Poly) 23.64, 3. Haddad (LB Poly) 23.83, 4. Backus (LB Wilson) 23.96, 5. Gibon (Morning side) 24.24, 6. Mitchell (Los Alamitos) 24.52.

400m: 1. Stringer (Morningside) 54.80, 2. Prothro (LB Poly) 55.35, 3. Jayasingh (Arcadia) 55.47, 4. Williams (Morningside) 56.13, 5. White (Morningside) 56.31, 6. Bernestine (Plus X) 57.12.

800m: 1. Rhetta (LB Poly) 2:11.76, 2. Engesser (Ocean View) 2:12.86, 3. Mayberry (St. Bernard) 2:13.16, 4. Jones (San Marcos) 2:15.01, 5. Duzman (Univ) 2:15.65, 6. Pugmire (Esperanza) 2:17.77.

1600: 1. Sumi (LB Wilson) 4:58.48 (4:39.0 for 1500m), 2. Caulkins (Esperanza) 5:05.30 (4:44.2), 3. Barraza (Saugus) 5:06.35 (4:46.2), 4. Mayes (Capistrano Vly) 5:07.15 (4:44.7), 5. Blackmer (Upland) 5:07.92 (4:48.3), 6. Sickler (Laguna Hills) 5:13.00 (4:52.2).

3200: 1. Nelson (Anaheim Cyn) 10:48.13 (10:14.5 for 3K), 2. Bockel (Nord-

California Track and Cross Country COACHES ALLIANCE

f) 10:48.53 (10:13.8), 3. Campbell (Cor
l Mar) 10:51.28 (10:14.5), 4. Rodriguez
knard) 10:52.34 (10:14.6), 5. Homberger
dison) 10:54.58 (10:15.1) 6. Sumi (LB
lson) 11:00.56 (10:18.5).

100HH: 1. McKelvy (Gahr) 14.50
nd .6 mps against), 2. Figueroa (Quartz
ll) 14.52, 3. Mitchell (Los Alamitos)
84, 4. Thomas (Morningside) 15.11, 5.
stkins (Walnut) 15.13, 6. Ault (Santaria,
St. Joseph) 15.23.

300LH: 1. Thomas (Morningside)
40, 2. Takenaga (San Marino) 44.30, 3.
omez (Perris) 44.72, 4. Buck (Fontana)
73, 5. Prater (Agoura) 44.86, 6. Green
verside No) 44.91.

400R: 1. Long Beach Poly 45.97, 2.
orningside 46.75, 3. Etiwanda 47.29, 4.
ir 48.34, 5. Pomona 48.51.

1600R: 1. Morningside 3:44.93, 2.
ng Beach Poly 3:50.80, 3. Arcadia
54.39 (Jayasinghe 54.7), 4. Laguna Hills
55.73, 5. Riverside North 3:55.92, 6.
ousand Oaks 3:58.20 (Jones 52.8).

HJ: 1. tie--Bowman (Newport Harbor) &
Lawyer (Cate/Carpinteria) 5-8, 3. Blaken-
ship (Torrance) 5-8, 4. Ross (Newport Har-
bor) 5-8, 5. May (Newport Harbor) 5-7, 6.
Morrison (Laguna Hills) 5-7.

LJ: 1. Jones (TO) 20-7 1/4, 2. Figueroa
(Quartz Hill) 19-1 1/4, 3. Hart (Monrovia)
18-1 1/4, 4. Lawyer (Cate, Camp) 18-0 1/4,
5. Doby (Lynwood) 18-11 3/4, 6. C. Ander-
son (LB Poly) 17-11 3/4.

TJ: 1. Figueroa (Quartz Hill) 39-8 1/2, 2.
Roberts (Muir) 39-3 1/4, 3. Doby (Lyn-
wood) 39-0 1/2, 4. Lawson (Mira Costa)
38-1 3/4, 5. Hayes (Arlington) 37-11 1/2, 6.
LeJay (Cyn Springs) 37-10 1/4.

SP: 1. Missipekaw (Temecula Vly) 45-
11, 2. Brownlee (Westlake) 45-11 (Misleka
first on better second put, 44-8 1/4 to 42-
4), 3. Kawar (Cres Vly) 44-6 3/4, 4. Burton
(Warren) 42-9 1/2, 5. Heads (Newport Har-
bor) 42-2 1/4, 6. Laulu (Nogales) 41-9 3/4.

DT: 1. Heads (Newp Harbor) 140-9, 2.
Newidouski (Dana Hills) 139-11, 3. Bill (Un-
iversity) 139-11, 4. Lopez (Arroyo Grande)
138-6, 5. Blackburn (Don Lugo) 137-8, 6.
Misipeka (Temecula Vly) 137-4.

9:49.56, 110HH: 1. Tom Perry (Mira Mesa)
14.84, 2. Chris Buddin (Or Glen) 15.04, 3.
Marcus Thomas (San Bern) 15.20, 4. Eddie
Bautista (San Pasq) 15.28, 5. Brian Barton
(Granite Hills) 15.36, 6. Matt Moore (El
Capitan) 15.38, 300IH: 1. Devin Smith (Helix)
39.24, 2. Karl Stevens (Bonita Vista)
39.56, 3. Eddie Bautista (San Pasq) 40.04,
4. Matt Moore (El Capitan) 40.09, 400R: 1.
El Camino 41.90, 2. University City 42.21,
3. San Diego 42.28, 4. Henry 42.63, 5. Ran-
cho Buena Vista 43.44, 1600R: 1. Henry
3:20.61, 2. San Pasqual 3:21.59, 3. Craw-
ford 3:22.85, 4. San Diego 3:23.59, 5.
Morse 3:24.16, 6. Rancho Buena Vista
3:24.51, 7. El Capitan 3:24.54, 8. Rancho
Bernardo 3:25.18, 9. Helix 3:26.21.

HJ: 1. Yusuf Hasan (SD) 6-8, 2. Mike
Browning (El Cap) 6-6, 3. Jerome Green
(ChVista) 6-6, 4. Darryl Van Cleve (Serra)
6-4, 5. Andy Szilogyi (Torrey Pines) 6-4, PV:
1. Chris Buddin (Orange Glen) 15-0, 2. David
Fipp (La Jolla) 15-0, 3. Jason Rice (Fallbrook)
14-6, 4. Justin Wilson (RanBuenVist) 14-0,
5. David Spector (La Jolla) 13-6, 6. Brian
Kneebone (Hilltop) 13-6, 7. Roddy Severson
(Ran Bern) 13-6, 8. Dan Shimooka (San
Pasq) 13-6, LJ: 1. Jerome Green (Ch Vista)
23-1 1/2, 2. Norman Hall (Mt. Mig) 22-8, 3.
Thomas Perry (Mira Mesa) 22-7 1/2, 4. Ter-
ry Battle (Sweetwater) 22-6, 5. Detric Co-
field (Helix) 22-4 3/4, 6. Maurice Taylor (Univ
City) 22-3, TJ: 1. Von Ware (Ran Buen Vis-
ta) 47-4 1/2, 2. Marc Baskin (Helix) 47-0, 3.
Detric Cofield (Helix) 45-6, 4. Reggie Mitchell
(Sweetwater) 45-5 1/2, 5. Lebron Butts
(Morse) 44-1 1/4, SP: 1. Jesus Renteria (El
Cap) 54-1, 2. Creston O'Neal (Ran Bern)
53-5, 3. Javar SanFillippo (Univ) 52-2, 4. Joe
Salavea (Oceanside) 51-3, 5. Rufin Flournoy
(Univ City) 50-3 1/4, 6. Jeb Johnson (Or-
Glen) 49-9 1/2, DT: 1. Tighe Jaffe (Mt. Car-
mel) 167-0, 2. Josh Liberty (SD) 158-4, 3.
Mitch Martin (Army-Navy) 157-8, 4. Joe
Salavea (Ocean) 157-4.

Team Scores: 1. San Diego 54, 2. San
Pasqual 37, 3. Mira Mesa 34, 4. El Capitan
33, 5. Henry 30, 6. Helix 28, 7. Mt. Miguel
26, 8. Rancho Bernardo 23, 9. Mt. Carmel
21, 10. Orange Glen 19.

GIRLS

100: 1. Monica Henderson (Morse) 12.10,
2. Kunesha Miller (Morse) 12.14, 3. Mari
Kong (Bon Vista) 12.29, 4. Kareen Garner
(Kearny) 12.39, 5. Wendy Deford (Hilltop)
12.45, 6. Shanette Edington (Valhalla)
12.60, 200: 1. Monica Henderson (Morse)
25.07, 2. Kunesha Miller (Morse) 25.22, 3.
Lana Garner (Morse) 25.60, 4. Capri Collins
(Helix) 26.13, 5. Shanette Edington (Val)
26.15, 400: 1. Lana Garner (Morse) 56.39,
2. Keisha Porter (Mira Mesa) 58.08, 3. Allie
Kemp (SDieguito) 59.25, 800: 1. Melanie
Hand (Fallbrook) 2:13.84, 2. Stacey Kerr
(Fallbrook) 2:17.45, 3. Marcy Marcus (San
Pasq) 2:17.65, 4. Leah Brown (Ran Bern)
2:18.46, 5. Amy Haase (SDieguito) 2:19.44,
6. Tina August (Ran Buena Vista) 2:22.51.

1600: 1. Milena Glusac (Fallbrook)
4:52.86, 2. Claire Becker (Bonita Vista)
4:58.60, 3. Melissa Keim (San Pasq)
5:00.07, 4. Jennifer Vergith (Mt. Carmel)

5:14.67, 5. Wendy Murphy (Granite
5:16.02, 6. Christy Beckman (San
5:16.05, 7. Carrie Barnett (M
5:16.10, 3200: 1. Milena Glusac (Fa
10:47.77, 2. Melissa Keim (San
10:53.85, 3. Karen Richter (Ran
11:02.63, 4. Jennifer Vergith (M
11:32.29, 5. Kelly Peterson (ECC
11:32.61, 6. Marissa Hurwitz (B
11:37.14, 7. Jinna Rohde (Fa
11:40.86, 8. Melanie Pickett (Mt.
11:44.59, 9. Jenny Card (El C
11:49.67, 10. Susana Peinado (PT
11:49.80.

100HH: 1. Lisa Shepard (Orange)
15.17, 2. Stacey Surrat (Ran Bern)
3. Dana Blackwood (Valhalla) 15.39
kesha Parker (Ran Buen Vista) 15.59
Eugenie Makrogiannis (Univ City) 15.59
Kori Joiner (Ran Bern) 15.55, 7. C
Stark (San Pasq) 15.57, 300IH:
lene Jones (Morse) 44.73, 2. Carrie
(El Cap) 44.82, 3. Lindsey Kraus
Bern) 45.84, 4. Kristen Grebing (M
46.18, 5. Michelle O'Connor (M
46.31, 6. Lisa Shepard (Orange)
46.62, 7. Beth Gower (Granite Hills)
8. Christina Stark (San Pasq) 47.75
1. Morse 47.88, 2. Henry 48.99, 3. V
49.52, 4. Mira Mesa 49.58, 5. Fa
49.59, 6. San Dieguito 49.60, 7.
49.99, 8. El Capitan 50.26, 1600
Morse 3:54.44, 2. Rancho Buen
3:59.87, 3. San Pasqual 4:00.17, 4.
itan 4:02.79, 5. Mira Mesa 4:02.80,
brook 4:05.05, 7. Poway 4:05.95,
Carmel 4:05.96, 9. Orange Glen 4:1

HJ: 1. Kathy Sorenson (Hilltop)
Kirstin Collingwood (Torrey Pines)
Jenny Butler (San Pasq) 5-0, LJ:
Littlepage (Mt. Miguel) 20-0, 2.
Forest (Mt. Mig) 18-10 3/4, 3. T
Porter (Orange Glen) 18-0 1/4, 4.
Jones (Morse) 17-7 1/4, 5. Lata
(Morse) 17-4 3/4, 6. Richelle Perkin
ops) 17-1, 7. Kathy Sorenson (Hillto
1/2, 8. Latoya Crews (Morse) 16-
TJ: 1. Tamika Porter (Or Glen) 4
Amy Littlepage (Mt. Mig) 39-6, 3. S
Pearman (Mt. Mig) 38-1 3/4, 4.
Forest (Mt. Mig) 36-8 1/4, 5. Carol
(Or Glen) 36-2 3/4, 6. Alana Harrell
ia) 36-1 1/4, 7. Kathy Sorenson (H
1 1/2, 8. Dana Blackwood (Valhall
SP: 1. Kellie Scott (WHills) 38-1, 2
Garcia (Valhalla) 37-7, 3. Fonda
mack (El Cap) 35-8 1/2, DT: 1.
McCormack (El Cap) 123-10, 2. Ki
eny (Santana) 117-9, 3. Michelle
(Bonita Vista) 115-10, 4. Cindy
(Hoover) 115-6, 5. Keri Hayes (Fa
115-0, 6. Kahrin Gonzales (Hilltop).

Team Scores: 1. Morse 88,
brook 47, 3. Mt. Miguel 37, 4. San
33, 5. Orange Glen 30, 6. El Capiti
Rancho Bernardo 25, 8. Valhalla 2
nita Vista 20, 10. Mira Mesa 16.



AI-NE GIBSON

Photo by Kirby Lee

San Diego Section

BOYS

100: 1. Paul Turner (Univ City) 10.85,
2. Jamel Mitchell (Mt. Mig) 10.93, 3. Jason
Hayes (Mira Mesa) 11.01, 4. Marlin Carey
(Mt. Carm) 11.05, 5. Leo Zent (W.Hills)
11.13, 200: 1. Jamal Mitchell (Mt. Mig)
21.92, 2. Paul Turner (UnivCity) 22.09, 3.
Jere Miller (Henry) 22.17, 4. Jason Hayes
(Mira Mesa) 22.32, 5. Etroy Nelson (SD)
22.35, 6. Leo Zent (WHills) 22.51, 400: 1.
Jere Miller (Henry) 48.77, 2. Antway Taylor
(Crawford) 49.19, 3. Jason Payne (Mt.
Carmel) 49.61, 4. Jason Boyer (San Pas-
qual) 49.88, 5. Etroy Nelson (SD) 50.10, 6.
Brent Wingham (Mt. Carm) 50.39, 800: 1.
Jesse Camp (El Capitan) 1:52.04, 2. Matt
Silva (San Pasq) 1:52.23, 3. Scott Kolenic
(Ran Bern) 1:54.76, 4. James Jones (SD)
1:55.01, 5. Nathan Heggenberger (Helix)
1:55.62, 6. Jason White (Chula Vista)
1:57.53, 7. Akilu Kellezighi (SD) 1:57.95, 8.
Tony Lazzaro (Serra) 1:58.32.

1600: 1. Mark Hauser (St. Augustine)
4:11.33, 2. Mebrahtom Keflezighi (SD)
4:11.82, 3. Nazario Romero (San Pasq)
4:12.24, 4. David Levy (Miss Bay) 4:12.86,
5. Keith Hensley (El Cajon Vly) 4:21.43, 6.
Roger Romero (Miss Bay) 4:21.47, 3200: 1.
Mebrahtom Keflezighi (SD) 9:11.76, 2.
Chad Wenger (Mira Mesa) 9:20.52, 3. De-
vin Elizondo (Miss Bay) 9:21.37, 4. Juan
Alva (Ramona) 9:26.64, 5. Gilbert Serrano
(Pt. Loma) 9:28.13, 6. Nazario Romero
(San Pasq) 9:30.10, 7. Jose Melgar (SD)
9:35.43, 8. David Higgs (Henry) 9:38.87, 9.
Larry Henderson (Mira Mesa) 9:40.32, 10.
Kevin Bowes (Mira Mesa) 9:43.12, 11.
Ayub Abdusalam (Hoover) 9:43.12, 12. Tre-
vor Sybert (Vista) 9:46.56, 13. Martin
Reyes (St. Aug) 9:47.45, 14. Ryan Bartell
(W Hills) 9:48.37, 15. Mike Lang (W Hills)

RESULTS

Send track & field / cross country results directly to: CTN, 4957 East Heaton, Fresno, CA 93727 or FAX (209) 255-4904.

Pacific-10 Conference Multi-Events

14-15, 1993. Edwards Stadium, Eureka, Calif.

100m

1. Chris Huffins, California, 10.86 seconds, 892 points. 2. Eric Klassen, Southern California, 11.29 seconds, 797 points. 3. Matt Dallow, Arizona, 11.31 seconds, 793 points. 4. Jim Leeper, Arizona St., 11.34 seconds, 786 points. 5. Ray Livingston, Oregon, 11.40 seconds, 774 points.

200m -1. Huffins, 24 feet, 9 3/4 seconds, 950. 2. Foster, 23-4 3/4, 845. 3. Klassen, 23-2 1/2, 830. 4. Livingston, 23-2, 815. 5. Dallow, 21-11 3/4, 790. 6. Leeper, 21-11, 784.

400m -1. Huffins, 47-3, 753. 2. Dallow, 47-10, 727. 3. Foster, 39-8, 612. 4. Klassen, 37-9 1/4, 577. 5. Leeper, 37-2 1/2, 561. 6. Livingston, 36-11, 561.

800m -1. Dallow, 6-6, 785. 2. Leeper, 6-6, 785. 3. Huffins, 6-4 3/4, 758. 4. Klassen, 6-2 1/4, 705. 5. Foster, 6-2 1/4, 690. 6. Livingston, 6-0, 653.

1,600m -1. Huffins, 49-19, 852. 2. Leeper, 49-19, 831. 3. Klassen, 51-20, 760. 4. Dallow, 51-20, 755. 5. Livingston, 51-9, 726. 6. Foster, 53-9, 641.

5,000m -1. Huffins, 14-49, 912. 2. Klassen, 14-49, 851. 3. Dallow, 15-01, 848. 4. Foster, 15-24, 821. 5. Leeper, 15-46, 789. 6. Livingston, 15-51, 789.

10,000m -1. Huffins, 145-8, 753. 2. Dallow, 140-10, 749. 3. Leeper, 130-8, 661. 4. Klassen, 122-7, 611. 5. Klassen, 120-4, 597. 6. Livingston, 118-4, 585.

20,000m -1. Livingston, 16-10 3/4, 688. 2. Klassen, 16-6 3/4, 926. 3. Leeper, 16-7, 775. 4. Dallow, 13-3 1/2, 631. 5. Foster, 12-11 1/2, 603. 6. Foster, 12-11 1/2, 603.

50,000m -1. Huffins, 193-8, 723. 2. Foster, 193-0, 666. 3. Leeper, 167-8, 605. 4. Klassen, 158-7, 564. 5. Livingston, 155-10, 551. 6. Dallow, 155-8, 551.

100,000m -1. Leeper, 4:37.63, 695. 2. Dallow, 4:37.63, 695. 3. Klassen, 4:51.40, 610. 4. Klassen, 4:58.68, 567. 5. Huffins, 4:58.68, 567. 6. Foster, 5:24.03, 429.

200,000m -1. Huffins, California, 7:67.1. 2. Matt Dallow, Arizona, 7:27.4. 3. Jim Leeper, Southern California, 7:23.9. 4. Eric Klassen, Southern California, 7:18.7. 5. Ray Livingston, Oregon, 7:18.7. 6. Ray Livingston, Oregon, 7:18.7. 7. Ray Livingston, Oregon, 7:18.7. 8. Ray Livingston, Oregon, 7:18.7. 9. Ray Livingston, Oregon, 7:18.7. 10. Ray Livingston, Oregon, 7:18.7. 11. Ray Livingston, Oregon, 7:18.7. 12. Ray Livingston, Oregon, 7:18.7. 13. Ray Livingston, Oregon, 7:18.7. 14. Ray Livingston, Oregon, 7:18.7. 15. Ray Livingston, Oregon, 7:18.7. 16. Ray Livingston, Oregon, 7:18.7. 17. Ray Livingston, Oregon, 7:18.7. 18. Ray Livingston, Oregon, 7:18.7. 19. Ray Livingston, Oregon, 7:18.7. 20. Ray Livingston, Oregon, 7:18.7. 21. Ray Livingston, Oregon, 7:18.7. 22. Ray Livingston, Oregon, 7:18.7. 23. Ray Livingston, Oregon, 7:18.7. 24. Ray Livingston, Oregon, 7:18.7. 25. Ray Livingston, Oregon, 7:18.7. 26. Ray Livingston, Oregon, 7:18.7. 27. Ray Livingston, Oregon, 7:18.7. 28. Ray Livingston, Oregon, 7:18.7. 29. Ray Livingston, Oregon, 7:18.7. 30. Ray Livingston, Oregon, 7:18.7. 31. Ray Livingston, Oregon, 7:18.7. 32. Ray Livingston, Oregon, 7:18.7. 33. Ray Livingston, Oregon, 7:18.7. 34. Ray Livingston, Oregon, 7:18.7. 35. Ray Livingston, Oregon, 7:18.7. 36. Ray Livingston, Oregon, 7:18.7. 37. Ray Livingston, Oregon, 7:18.7. 38. Ray Livingston, Oregon, 7:18.7. 39. Ray Livingston, Oregon, 7:18.7. 40. Ray Livingston, Oregon, 7:18.7. 41. Ray Livingston, Oregon, 7:18.7. 42. Ray Livingston, Oregon, 7:18.7. 43. Ray Livingston, Oregon, 7:18.7. 44. Ray Livingston, Oregon, 7:18.7. 45. Ray Livingston, Oregon, 7:18.7. 46. Ray Livingston, Oregon, 7:18.7. 47. Ray Livingston, Oregon, 7:18.7. 48. Ray Livingston, Oregon, 7:18.7. 49. Ray Livingston, Oregon, 7:18.7. 50. Ray Livingston, Oregon, 7:18.7. 51. Ray Livingston, Oregon, 7:18.7. 52. Ray Livingston, Oregon, 7:18.7. 53. Ray Livingston, Oregon, 7:18.7. 54. Ray Livingston, Oregon, 7:18.7. 55. Ray Livingston, Oregon, 7:18.7. 56. Ray Livingston, Oregon, 7:18.7. 57. Ray Livingston, Oregon, 7:18.7. 58. Ray Livingston, Oregon, 7:18.7. 59. Ray Livingston, Oregon, 7:18.7. 60. Ray Livingston, Oregon, 7:18.7. 61. Ray Livingston, Oregon, 7:18.7. 62. Ray Livingston, Oregon, 7:18.7. 63. Ray Livingston, Oregon, 7:18.7. 64. Ray Livingston, Oregon, 7:18.7. 65. Ray Livingston, Oregon, 7:18.7. 66. Ray Livingston, Oregon, 7:18.7. 67. Ray Livingston, Oregon, 7:18.7. 68. Ray Livingston, Oregon, 7:18.7. 69. Ray Livingston, Oregon, 7:18.7. 70. Ray Livingston, Oregon, 7:18.7. 71. Ray Livingston, Oregon, 7:18.7. 72. Ray Livingston, Oregon, 7:18.7. 73. Ray Livingston, Oregon, 7:18.7. 74. Ray Livingston, Oregon, 7:18.7. 75. Ray Livingston, Oregon, 7:18.7. 76. Ray Livingston, Oregon, 7:18.7. 77. Ray Livingston, Oregon, 7:18.7. 78. Ray Livingston, Oregon, 7:18.7. 79. Ray Livingston, Oregon, 7:18.7. 80. Ray Livingston, Oregon, 7:18.7. 81. Ray Livingston, Oregon, 7:18.7. 82. Ray Livingston, Oregon, 7:18.7. 83. Ray Livingston, Oregon, 7:18.7. 84. Ray Livingston, Oregon, 7:18.7. 85. Ray Livingston, Oregon, 7:18.7. 86. Ray Livingston, Oregon, 7:18.7. 87. Ray Livingston, Oregon, 7:18.7. 88. Ray Livingston, Oregon, 7:18.7. 89. Ray Livingston, Oregon, 7:18.7. 90. Ray Livingston, Oregon, 7:18.7. 91. Ray Livingston, Oregon, 7:18.7. 92. Ray Livingston, Oregon, 7:18.7. 93. Ray Livingston, Oregon, 7:18.7. 94. Ray Livingston, Oregon, 7:18.7. 95. Ray Livingston, Oregon, 7:18.7. 96. Ray Livingston, Oregon, 7:18.7. 97. Ray Livingston, Oregon, 7:18.7. 98. Ray Livingston, Oregon, 7:18.7. 99. Ray Livingston, Oregon, 7:18.7. 100. Ray Livingston, Oregon, 7:18.7.

1,000m -1. Kelly Blair, Oregon, 13.7 seconds, 987 points. 2. Tanya Smith, Southern California, 14 seconds, 945 points. 3. Kelly Blair, Oregon, 14 seconds, 945 points.

2,000m -1. Kelly Blair, Oregon, 13.7 seconds, 987 points. 2. Tanya Smith, Southern California, 14 seconds, 945 points. 3. Kelly Blair, Oregon, 14 seconds, 945 points.

4,000m -1. Kelly Blair, Oregon, 13.7 seconds, 987 points. 2. Tanya Smith, Southern California, 14 seconds, 945 points. 3. Kelly Blair, Oregon, 14 seconds, 945 points.

8,000m -1. Kelly Blair, Oregon, 13.7 seconds, 987 points. 2. Tanya Smith, Southern California, 14 seconds, 945 points. 3. Kelly Blair, Oregon, 14 seconds, 945 points.

16,000m -1. Kelly Blair, Oregon, 13.7 seconds, 987 points. 2. Tanya Smith, Southern California, 14 seconds, 945 points. 3. Kelly Blair, Oregon, 14 seconds, 945 points.

32,000m -1. Kelly Blair, Oregon, 13.7 seconds, 987 points. 2. Tanya Smith, Southern California, 14 seconds, 945 points. 3. Kelly Blair, Oregon, 14 seconds, 945 points.

64,000m -1. Kelly Blair, Oregon, 13.7 seconds, 987 points. 2. Tanya Smith, Southern California, 14 seconds, 945 points. 3. Kelly Blair, Oregon, 14 seconds, 945 points.

128,000m -1. Kelly Blair, Oregon, 13.7 seconds, 987 points. 2. Tanya Smith, Southern California, 14 seconds, 945 points. 3. Kelly Blair, Oregon, 14 seconds, 945 points.

256,000m -1. Kelly Blair, Oregon, 13.7 seconds, 987 points. 2. Tanya Smith, Southern California, 14 seconds, 945 points. 3. Kelly Blair, Oregon, 14 seconds, 945 points.

512,000m -1. Kelly Blair, Oregon, 13.7 seconds, 987 points. 2. Tanya Smith, Southern California, 14 seconds, 945 points. 3. Kelly Blair, Oregon, 14 seconds, 945 points.

1,024,000m -1. Kelly Blair, Oregon, 13.7 seconds, 987 points. 2. Tanya Smith, Southern California, 14 seconds, 945 points. 3. Kelly Blair, Oregon, 14 seconds, 945 points.

points. 4. Allison Franke, Southern Cal, 14.8 seconds, 836 points. 4. Mika Hilaire, California, 14.8 seconds, 836. 6. Jamie Bowns, Washington State, 15 seconds, 810 points. 6. Nicole Haynes, Southern Cal, 15 seconds, 810 points. 6. Jill Montgomery, Washington State, 15 seconds, 810 points. 8. Rebecca Butt, Arizona, 15.1 seconds, 797 points. 9. Tricia Melly, Arizona State, 15.2 seconds, 784 points. 10. Janie Vermeere, Washington, 15.3 seconds, 772 points.

High Jump -1. Blair, 5-10, 953. 2. Montgomery, 5-8 3/4, 916. 2. Smith, 5-8 3/4, 916. 4. Butt, 5-7 3/4, 879. 5. Vermeere, 5-6 1/2, 842. Hilaire, 5-5 1/4, 806. 6. Franke, 5-4 1/4, 771. 6. Bowns, 5-4 1/4, 771. 6. Veltman, 5-4 1/4, 771. 6. Melly, 5-4 1/2, 771. 8. Haynes, 4-11 1/2, 632 points.

Shot Put -1. Hilaire, 43-8, 748. 2. Melly, 39-1 3/4, 656. 3. Franke, 38-0 3/4, 635. 4. Blair, 37-7 1/4, 625. 5. Smith, 36-4 3/4, 601. 6. Haynes, 36-2 3/4, 598. 7. Montgomery, 36-2, 596. 8. Veltman, 35-1, 575. 9. Butt, 34-11 3/4, 573. 10. Vermeere, 34-7, 565. 11. Bowns, 33-8 3/4, 548.

200-1. Blair, 24.6, 902. 2. Veltman, 24.8, 883. 3. Smith, 25, 865. 4. Hilaire, 25.7, 802. 5. Melly, 26.2, 759. 6. Haynes, 26.5, 734. 7. Bowns, 26.7, 717. 8. Montgomery, 28.8, 708. 9. Vermeere, 27, 692. 10. Butt, 27.1, 684. 11. Franke, 27.3, 668.

Long Jump -1. Blair, 20-2 1/4, 896. 2. Veltman, 18-10 1/4, 774. 3. Montgomery, 18-2 3/4, 717. 4. Haynes, 17-11 3/4, 694. 5. Butt, 17-9 1/2, 677. 6. Melly, 17-9, 674. 7. Franke, 17-8 3/4, 671. 8. Vermeere, 17-8, 665. 9. Smith, 16-10 3/4, 601. 10. Hilaire, 15-11 1/2, 522.

Javelin -1. Franke, 159-3, 832. 2. Blair, 156-8, 817. 3. Haynes, 147-1, 760. 4. Melly, 124-2, 626. 5. Montgomery, 115-8, 577. 6. Veltman, 115-1, 573. 7. Butt, 108-5, 535. 8. Vermeere, 93-10, 450.

9. Smith, 87-8, 415. 10. Hilaire, 86-3, 406. 800-1. Blair, 2:21.06, 809. 2. Smith, 2:21.42, 806. 3. Veltman, 2:25.21, 754. 4. Franke, 2:26.05, 743. 5. Vermeere, 2:28.13, 717. 6. Montgomery, 2:31.77, 671. 7. Melly, 2:31.98, 668. 8. Haynes, 2:33.69, 647. 9. Hilaire, 2:45.6 (hand time), 510.

Standings
1. Kelly Blair, Oregon, 5,989. 2. Marieke Veltman, UCLA, 5,275. 3. Allison Franke, Southern Cal, 5,156. 4. Tanya Smith, Southern Cal, 5,149. 5. Jill Montgomery, Washington St., 4,995. 6. Tricia Melly, Arizona St., 4,939. 7. Nicole Haynes, Southern Cal, 4,875. 8. Janie Vermeere, Washington, 4,703. 9. Mika Hilaire, California, 4,630. 10. Rebecca Butt, Arizona, 4,145 (abandoned competition). 11. Jamie Bowns, Washington St., 2,846 (abandoned competition).

100m -1. Kelly Blair, Oregon, 13.7 seconds, 987 points. 2. Tanya Smith, Southern California, 14 seconds, 945 points. 3. Kelly Blair, Oregon, 14 seconds, 945 points.

200m -1. Kelly Blair, Oregon, 13.7 seconds, 987 points. 2. Tanya Smith, Southern California, 14 seconds, 945 points. 3. Kelly Blair, Oregon, 14 seconds, 945 points.

400m -1. Kelly Blair, Oregon, 13.7 seconds, 987 points. 2. Tanya Smith, Southern California, 14 seconds, 945 points. 3. Kelly Blair, Oregon, 14 seconds, 945 points.

800m -1. Kelly Blair, Oregon, 13.7 seconds, 987 points. 2. Tanya Smith, Southern California, 14 seconds, 945 points. 3. Kelly Blair, Oregon, 14 seconds, 945 points.

1,600m -1. Kelly Blair, Oregon, 13.7 seconds, 987 points. 2. Tanya Smith, Southern California, 14 seconds, 945 points. 3. Kelly Blair, Oregon, 14 seconds, 945 points.

3,200m -1. Kelly Blair, Oregon, 13.7 seconds, 987 points. 2. Tanya Smith, Southern California, 14 seconds, 945 points. 3. Kelly Blair, Oregon, 14 seconds, 945 points.

6,400m -1. Kelly Blair, Oregon, 13.7 seconds, 987 points. 2. Tanya Smith, Southern California, 14 seconds, 945 points. 3. Kelly Blair, Oregon, 14 seconds, 945 points.

12,800m -1. Kelly Blair, Oregon, 13.7 seconds, 987 points. 2. Tanya Smith, Southern California, 14 seconds, 945 points. 3. Kelly Blair, Oregon, 14 seconds, 945 points.

25,600m -1. Kelly Blair, Oregon, 13.7 seconds, 987 points. 2. Tanya Smith, Southern California, 14 seconds, 945 points. 3. Kelly Blair, Oregon, 14 seconds, 945 points.

51,200m -1. Kelly Blair, Oregon, 13.7 seconds, 987 points. 2. Tanya Smith, Southern California, 14 seconds, 945 points. 3. Kelly Blair, Oregon, 14 seconds, 945 points.

102,400m -1. Kelly Blair, Oregon, 13.7 seconds, 987 points. 2. Tanya Smith, Southern California, 14 seconds, 945 points. 3. Kelly Blair, Oregon, 14 seconds, 945 points.

204,800m -1. Kelly Blair, Oregon, 13.7 seconds, 987 points. 2. Tanya Smith, Southern California, 14 seconds, 945 points. 3. Kelly Blair, Oregon, 14 seconds, 945 points.

409,600m -1. Kelly Blair, Oregon, 13.7 seconds, 987 points. 2. Tanya Smith, Southern California, 14 seconds, 945 points. 3. Kelly Blair, Oregon, 14 seconds, 945 points.

819,200m -1. Kelly Blair, Oregon, 13.7 seconds, 987 points. 2. Tanya Smith, Southern California, 14 seconds, 945 points. 3. Kelly Blair, Oregon, 14 seconds, 945 points.

1,638,400m -1. Kelly Blair, Oregon, 13.7 seconds, 987 points. 2. Tanya Smith, Southern California, 14 seconds, 945 points. 3. Kelly Blair, Oregon, 14 seconds, 945 points.

3,276,800m -1. Kelly Blair, Oregon, 13.7 seconds, 987 points. 2. Tanya Smith, Southern California, 14 seconds, 945 points. 3. Kelly Blair, Oregon, 14 seconds, 945 points.

6,553,600m -1. Kelly Blair, Oregon, 13.7 seconds, 987 points. 2. Tanya Smith, Southern California, 14 seconds, 945 points. 3. Kelly Blair, Oregon, 14 seconds, 945 points.

Mizuno Invitational by Keith Conning

Kezar Stadium, San Francisco, May 15--Matt Giusto (Unattached) earned \$5,000 by winning the mile in 3:55.63.

It was the first sub-four-minute mile ever run in San Francisco. Giusto was born in San Francisco. His grandparents immigrated from Italy and went into the bakery business here. Giusto led four runners under 4:00. Greg Whiteley (ASICS TC) placed second in 3:57.75, Aaron Ramirez (Unattached) was third in 3:59.57, and Jim Sorenson was fourth in 3:59.70.

Giusto's previous best in the mile was 3:59.18 in 1991.

Mark Mastalir led the first two laps in 1:01.1 and 1:59.7. Giusto led at the 1,320 in 2:59.9. He ran the last lap in 55.5.

Don Bowden, the first American to run under four minutes in 1957, fired the starting gun.

Giusto said: "I think I can run the 5,000 meters in 13:15 now."

Dan O'Brien, the world record holder in the decathlon, high jumped 6-9 and ran the 100 in 10.80.

Aaron Thigpen won the 100 meters in 10.19 wind-aided.

Kezar Stadium, where the San Francisco 49ers played before they moved to Candlestick Park, has been completely redone. I last ran there in 1958, while I was in high school. It was then a 60,000 seat stadium with a tunnel, which provided for a 220 yard straightaway. Now the stadium seats 10,000 and has an all-weather Mondo track. It is a very nice setting for a track meet.

Men
100--Aaron Thigpen (Remi International) 10.19w. 2. Peter Ogilvie (Vancouver Olympic Club) 10.43. 3. Brad McQuaid (Calgary International) 10.44.

200--Kevin Braunskill (Goldwin TC) 20.57. 2. Lorenzo Hathome (Unattached) 21.21. 3. Yuli Henry (Chico St.) 21.76.

400--Roger Franklin (USABA) 47.40. 2. Dave Anderson (Calgary International) 48.05. 3. Kevin Henderson (Goldwin TC) 48.06.

800--Joe Tamblin (Oakland TC) 1:48.16. 2. Patrick Robinson (Sierra Gold TC) 1:48.85. 3. David Stone (Sacramento St.) 1:54.81.

1,500--Peter Stubbs (Mizuno) 4:00.56.

2,000--Matt Giusto (Unattached) 3:55.63. 2. Greg Whiteley (ASICS TC) 3:57.75. 3. Aaron Ramirez (Unattached) 3:59.57.

5,000--Daniel Gonzalez (Reebok) 14:14.79. 2. Donny Delcourt (Mountain West) 14:20.80. 3. Danny Aldridge (Hawaii) 14:31.56.

10,000--Jake Furber (Hoy's) 32:05.8. Dale Davis (Hoy's) 32:33.3. 3. Seth Davis (UC Davis) 33:41.8.

3,000 Racewalk--Jonathan Matthei (Golden Gate RaceWalkers) 11:26.7. 2. Ian James (Athletes in Action) 11:38.6. Bill Penner (Stockton St. George) 15:05.9.

110H--Eugene Swift (Sylvester Johnson TC) 13.42. 2. Patrick Duffy (Oakland TC) 13.63. 3. Malcolm Dixon (Remi International) 13.94.

400H--Gordon Bugg (Goldwin TC) 51.46. 2. Kevin Dallag (Nevada) 51.48. Tom Zverina (Vancouver Olympic Club) 51.78.

HJ--Dan O'Brien (Reebok) 6-9. 2. Dan Paine (UC Davis) 6-5. 3. Rudy Huber (Personal Record TC) 6-5.

PV--Brent Burns (Unattached) 18-0. 2. 2. Jamie Marek (Stanford) 17-0 3/4. Gunnar Miller (Unattached) 16-0 3/4.

LJ--Lee Adkins (Unattached) 25-3 1/2. 2. Kevin Smith (Unattached) 24-11. Dmitry Piterman (Unattached) 24-8 1/2.

TJ--Raymond Kimble (Unattached) 53 1/2. 2. Hillary Miller (Sacramento TC) 51 1/4. 3. Wayne Horne (Sac TC) 49-11 1/4. SP--Chris Volgenau (Goldwin TC) 61 1/4. 2. Greg Tafrales (Unattached) 61-7 1/2. 3. Ronald McKee (Unattached) 57-1 1/2.

Women
100--Christy Gaines (Unattached) 11.25. 2. Wenda Vereen (Goldwin TC) 11.31. 3. Tara Perry (Coquillam Cheetahs) 12.05.

200--Christy Gaines (Unattached) 23.05. 2. Renee Manfredi (Sacramento) 23.05. 3. Shannon Lieder (Fresno State TC) 23.09.01.

400--Libbie Johnson (Mizuno) 4:25.9. 2. Laura Pritz (Impala RT) NT. 3. Julie Stamps (Unattached/Rincon JHS, San Rosa, 8th grade) 4:38.35.

800--Sammy Gdowski (Reebok) 9:24.05. 2. Carmen Troncoso (Nike Texas) 9:31.90. 3. Kathy Kanes (Mountain West TC) 9:35.03.

1,000--Lisbet Engberg (Impala RT) 37:31.5. 100H--Doris Williams (Goldwin TC) 13.42.

3,000RW--Sara Standley (Unattached) 13:25.3. 2. Susan Armenta (Parkside AC)

RESULTS

27.4. 3. Cindy March (Golden Gate RW) 34.7.

HJ—Karl Damon (Goldwin TC) 5-10 3/4, Peggy Orita (Stanford TC) 5-8 3/4, 3. Irie Look-Jaeger (Nike Coast) 5-8 3/4.

PV—Pam Reynolds (Personal Record) 8-8 1/4, 2. Amanda Baren (Personal Record TC) 8-0 1/4, 3. Erica Hause (Personal Record TC) 7-6 1/4.

LJ—Nancy Landvaz (Sac TC) 19-8 1/2, Jackie Edwards (Unattached) 19-8 1/4, Chris Swan (Sac TC) 18-11 1/2.

TJ—Tammy Graham (UC Davis) 39-3 1/2, Julian Burch (Univ. of Chicago TC) 37-1/2, 3. Carol Myzskowski (Unattached) 9.

SP—Pam Dukas (Nike Coast) 53-2 1/4, Peggy Pollock (Unattached) 52-2, 3. Irie Look-Jaeger (Nike Coast) 37-9 1/2.

CAA Championships

May 15. At UC San Diego.

MEN

100: 1. Hargraves (UCR) 10.70, 2. Anne (CSB) 11.12, 3. Randle (CPP) 11.17.
200: 1. Edwards (CPP) 21.47, 2. Stewart (SLA) 21.83, 3. Katri (CPSLO) 22.12.
400: 1. Edwards (CPP) 45.69, 2. Stewart (SLA) 47.45, 3. Katri (CPSLO) 47.88.
800: 1. McBride (CSB) 1:50.98, 2. Heid (PSLO) 1:51.56, 3. Candaele (CPSLO) 1:51.98. 1500: 1. S. Hempel (CPSLO) 3:17.58, 2. Candaele (CPSLO) 3:47.87, 3. McBride (CSB) 3:50.06, 4. Thalman (CPP) 50.79.

5000: 1. Berkland (CPSLO) 14:43.17, 2. Padilla (CSLA) 14:49.75, 3. Castner (UCSD) 14:51.21, 10,000: 1. Padilla (SLA) 30:32.18, 2. Ortega (CPP) 31:54.00, 3. Zwiefel (CPSLO) 32:29.40.
10,000H: 1. Edwards (CPSLO) 14.90w, 2. Inskip (UCSD) 15:01, 3. Edwards (PSLO) 15.14. 400IH: 1. Alexander (CR) 52.14, 2. Ayers (CPP) 52.24, 3. Fay (PSLO) 53.77.

3000 Steeple: 1. Berkland (CPSLO) 9:44.38, 2. Curtis (CPP) 9:16.01, 3. Hernandez (UCSD) 9:23.95. 400 Relay 1. UC Riverside 41.82, 2. CS Bakersfield 42.37, 3. Los Angeles 42.45. 1600 Relay: 1. Cal Poly Pomona 3:11.96, 2. CS Bakersfield 3:16.9, 3. Cal Poly SLO 3:16.59.

HJ: 1. Maddieux (CPSLO) 6-11 1/2, 2. Irie (UCR) 6-11 1/2, 3. Cooke (UCSD) 6-11 1/2. PV: 1. Dawson (CPSLO) 16-1 3/4, 2. Johnson (CPSLO) 15-7, 3. Williams (CSD) 15-3. LJ: 1. Lee (UCR) 23-4, 2. Green (CSLA) 23-2 1/2, 3. Tracy (CSB) 23-1 1/2. TJ: 1. Hill (CPSLO) 49-5 3/4, 2. Johnson (CSLA) 49-3 1/2, 3. McClure (CR) 48-4 1/2. SP: 1. Carter (CPSLO) 53-11 1/2, 2. Hotoado (CSLA) 48-8 3/4, 3. Inskip (CSLA) 46-4. DT: 1. Carter (PSLO) 151-7, 2. Cantu (CSLA) 149-4, 3. Hotoado (CSLA) 149-1. JT: 1. Edwards (PSLO) 190-9, 2. Schnitz (UCSD) 182-6, 3. Inskip (UCSD) 172-11. HT: 1. Taylor (UCSD) 201-2, 2. Halterman (CPSLO) 177-7, 3. Saatora (CSLA) 173-3. Decath: 1. Edwards (CPSLO) 6,787, 2. Pinon (CPP) 4,974, 3. Long (CPP) 4,642.

Team Scores: Cal Poly SLO 208, 2. CS

Los Angeles 115, 3. Cal Poly Pomona 106, 4. UC San Diego 89, 5. UC Riverside 69, 8. CS Bakersfield 58.



MARSHA GUIALDO

Photo by Kirby Lee

WOMEN

100: 1. Guialdo (CSLA) 11.96, 2. George (CPP) 12.24, 3. Washington (UCSD) 25.11. 200: 1. Washington (UCSD) 25.11, 2. Howard (CSLA) 25.49, 3. Peterson (CSB) 25.66. 400: 1. Brown (CSB) 57.37, 2. Lopez (CSLA) 57.80, 3. MacKenzie (CPSLO) 57.86. 800: 1. Hunter (CPP) 2:14.28, 2. Pedraza (CSLA) 2:16.15, 3. Moore (CPSLO) 2:16.59. 1500: 1. Hunter (CPP) 4:35.86, 2. Pedraza (CSLA) 4:39.15, 3. Flathers (CPSLO) 4:39.81.

3000: 1. Cossio (CSLA) 9:46.01, 2. Ojeda (CSLA) 9:47.12, 3. Flathers (CPSLO) 10:00.33. 5000: 1. Cossio (CSLA) 16:55.79, 2. Lacovara (CPSLO) 17:14.47, 3. Ojeda (CSLA) 17:34.74. 10,000: 1. Dieneen (UCR) 39:07.76, 2. Martinez (CSLA) 39:39.76, 3. Grundmann (CPSLO) 40:39.82.

100H: 1. Guialdo (CSLA) 13.38, 2. George (CPP) 14.03, 3. Weatherford (CPP) 15.01. 400H: 1. Guialdo (CSLA) 58.90, 2. George (CPP) 60.60, 3. Gabrielson (CPSLO) 64.05. 400 Relay: 1. CS Los Angeles 47.79, 2. Cal Poly SLO 48.76, 3. CS Bakersfield 49.81. 1600 Relay: 1. CS Los Angeles 3:48.80, 2. Cal Poly SLO 3:52.64, 3. CS Bakersfield 4:07.37.

HJ: 1. Moulton (CSB) 5-9 1/4, 2. Campa-

na (CPSLO) 5-5, 3. Korbel (CPSLO) 5-5. LJ: 1. Peterson (CSB) 18-8, 2. Sprowl (UCSD) 18-3 1/4, 3. Kirklund (CSB) 17-10 1/2. TJ: 1. Kirklund (CSB) 39-2 1/2, 2. Malard (CSB) 39-2 1/2, 3. Zenmy (CPSLO) 36-7. SP: 1. Hill (CSLA) 51-9, 2. Beauregard (CPP) 43-0 1/4, 3. Holton (CPSLO) 41-8 1/2. DT: 1. Hill (CSLA) 172-6, 2. Peters (CPSLO) 160-4, 3. Phillips (CSLA) 157-0, 4. Ahman (CPSLO) 153-9, 4. Ahman (CPSLO) 153-9, 5. Biddinger (CSB) 149-2. JT: 1. Ellerts (CPSLO) 141-2, 2. Henderson (CSLA) 122-4, 3. Ahman 122-1. Heptathlon: 1. Tingle (CPSLO) 4,844, 2. Korbel (CPSLO) 4137, 3. Boykin (UCSD) 3561.

Team Scores: 1. CS Los Angeles 184 1/2, 2. Cal Poly SLO 172-0, 3. CS Bakersfield 87, 4. Cal Poly Pomona 68, 5. UC San Diego 60 1/2, 6. UC Riverside 14.

Stanford All-comers

Pre-Pac-10

May 16. Stanford Stadium.

Men's Results

100: 1. Rod Lewis (Unat) 10.4, 2. Lorenzo Hawthorne (Unat) 10.6, 3. (tie) Anthony Bensley (Unat), Anthony Crouts (Cal) and Branyon Davis (Stan) 10.8. 200: 1. Rod Lewis (Unat) 20.9, 2. Lorenzo Hawthorne (Unat) 21.0, 3. Cullen Plousha (AZ) 21.2. 400: 1. Mike Joubert (WSU) 48.85, 2. Jim Carls (WSU) 48.41, 3. Kid Barragan (Unat) 49.59. 600 Yd.: 1. Jeff Boyce (AZ) 69.39, 2. Mike Parker (AZ) 69.65. 800: 1. Eric Anderson (WSU) 1:51.32, 2. Kevin Guberson (WSU) 1:51.49, 3. Mark Hochstetler (Stan) 1:52.72. 1000m: 1. Martin Kaino (AZ) 2:25.36. 1500: 1. Nrad Myer 41.40, 2. UC Davis 41.87, 3. Chico St. 41.89. 3000 SC: 1. Sam Kibiki (WSU) 8:52.3, 2. Nathan Davies (WSU) 8:58.0, 3. Craig Spence (Stan) 9:54.4.

110m HH: 1. Leo Simmons (AZ) 13.9, 2. John Montgomery (AZ) 14.3, 3. Zack Urbe (Unat) 14.6. 400m H: 1. Tom McGuirk (Cal) 51.13, 2. Ken Hall (Sac TC) 51.87, 3. Jack Urbe (Unat) 51.87. 400 Relay: 1. Arizona 41.40, 2. UC Davis 41.87, 3. Chico St. 41.89. Mile Relay: 1. Arizona 3:12.6, 2. Chico St. 3:12.9, 3. Stanford 3:15.9.

SP: 1. Greg Taltrals (Unat) 64-3 1/4, 2. Ron McKee (Unat) 58-5 1/4, 3. Babayan Allen (UCD) 55-0 1/4. LJ: 1. Tyrone Edwards (Cal) 23-0 1/2, 2. Reggie Hairston (Cal) 22-10, 3. Jason Robinson (Stanford) 22-1 1/2. JT: 1. Alec Krichenko (AZ) 22-10, 2. Mike Izzi (Unat) 177-3, 3. John Lally (Cal) 170-10. HJ: 1. Travis Clark (Stanford) 7-3, 2. (tie) Kevin Keane (Cal) and Brian Williams (Ar) 6-8 3/4. HT: 1. Damian Luper (Cal) 210-1, 2. Dave Lundy (Sac TC) 208-8, 3. Dave McKenzie (Sac TC) 207-0. TJ: 1. Francis Dodoo (Tulane) 46-11, 2. Nick Luco (Stanford) 44-9 1/2, 3. Thomas Brown (Unat) 43-8 3/4. PV: 1. Steve Keating (Unat) 16-6 3/4, 2. Scott Slover (Unat) 16-0 3/4, 3. Jamie Marek (Stanford) 16-0 3/4.

Women's Results

100: 1. Rhonda Oliver (Stanford) 12.13, 2. Felicia Jane (AZ) 12.35, 3. Michelle Jackson

(AZ) 12.50. 200: 1. Chryste Gaines 23.3, 2. Rhonda Oliver (Stanford) 23.7, 3. Joanna Cox (AZ) 24.6. 400: 1. Cline Steger (Unat) 57.37, 2. Dena Day (Ar) 57.84. 800: 1. Melissa Fry (Stan) 2:12.65, 2. Rachel Brenna 2:13.11, 3. Adria Ibarra (Cal) 2:15.00. 1500: 1. Brenda Sieuwewoel 4:34.71, 2. Louise Watson (St) 4:38.35, 3. Laura Hayward (St) 4:44.49.

3000: 1. Katie Williams (AZ) 10:00, 2. Andrea Garner (Stan) 10:18.1, 3. Harlock (UCD) 10:32.4. 400 Relay: zone 48.84, 2. Stanford 47.35, 3. Loma 48.03. Mile Relay: 1. Arizona 3:12.6, 2. UC Davis 3:12.5, 3. Stanford 3:15.9.

SP: 1. Pam Dukas (Nike Cst) 64-3 1/4, 2. Tiann House (Stanislaus St) 43-2, 3. Julie Murphy (Humboldt St) 41-5 3/4, 4. Chris Swan (Sac TC) 19-4, 2. Claire Jaeger (Nike Cst) 18-10 3/4, 43.

Axthl (Stanford) 18-5 1/4. JT: 1. Wheeler (Mizuno) 167-1, 2. Nicole (San Mateo AC) 167-1, 3. Jen McCarty (Stanford) 162-6. HJ: 1. Tanya K (AZ) 6-1 1/2, 2. J.C. Broughton (Ar) 3/4, 3. Claire Look-Jaeger (Nike Cst) 3/4. TJ: 1. Kayla Montgomery (AZ) 4, 2. Anne Lee (Stanford) 38-4, 3. F. Adu (Stanford) 37-3 1/4. DT: 1. Barnes (Nike) 186-9, 2. Pam Dukas 183-0, 3. Nicole Engstrom (AZ) 141-

NAIA National Championships

May 20-22. British Columbia, Canada.

MEN

100: 1. Osmond Ezrwa (Azusa Pacific) 10.43, 2. Marcus Murphy (Southern Oregon) 10.50, 3. Jean Zingon (Western Oregon) 10.51. Davidson Ezrwa won both semifinals in 10.65, but scratched from final. Also: Michael Stander (Point Loma) 11.29 SF.

200: 1. Neil DeSilva (Central State OH) 21.00, 2. Hugh Powell (Central State OH) 21.42, 3. Osmond Ezrwa (Azusa Pacific) 21.43. Also Davidson Ezrwa (Azusa Pacific) won heat two of quarterfinals in 21.00 but scratched from semifinals.

400: 1. Neil DeSilva (Central State OH) 48.05, 2. Hugh Powell (Central State OH) 48.40, 3. Anthony Pryce (Central State OH) 47.03, also Wallace Hennessy (Pacific) 48.74 in semifinals.

800: 1. Lawrence Lenin (Central State OH) 1:49.32, 2. Sasha Smiljanic (Sierra Pacific) 1:49.51, 3. Robert Kater (Loma) 1:50.35, also Jeff Lannen (Point Loma) 1:54.62 and Erik Startay (Azusa Pacific) 1:54.99.

1500: 1. Mark Bomba (Simon Fraser BC) 3:49.55, 2. Daniel Mutal (Lubbock Christian TX) 3:50.41, 3. Robert Kater (Point Loma) 3:50.46, 6. Matt Neal (Westmont) 3:51.40, 7. Jason Lynch (Fresno Pacific) 3:54.45, 8. Tony Beardsley (Azusa Pacific) 3:55.16. Also: Ebenson (Westmont) 3:54.1 and Anthony (Azusa Pacific) 3:55.02 in semifinals.

RESULTS

Steeplechase: 1. John Murray (OH) 9:05.58, 2. Doug Ravasdy (Iowa) 9:13.40, 3. Eric Heathershaw (Washington) 9:13.94.

100: 1. Julius Randich (Lubbock Christian) 13.41.81 meet record, 2. James Lubbock Christian) 14.29.57, 3. Dan Morse (George Fox OR) 15.00, also Bryan Wallbank (Point Loma) 15.18.2 in semifinals.

200: 1. Julius Randich (Lubbock Christian TX) 28:16.95 meet record; 2. Ben Hillsdale MI) 30:29.34, 3. Derek Kite (Lubbock Christian TX) 30:38.78, 4. Goshu (Fresno Pacific) 30:39.54, 14. Jef (Azusa Pacific) 31:56.72, 15. Justin (Azusa Pacific) 32:12.40.



WYATT

Photo by Ken Isaak

400: 1. Goshu Tadese (Fresno) 2:28.19, 2. Joseph Biasillo (Life) 2:47, 3. Kelley Mortenson (Moorhead MN) 2:33.07, 8. Scott Lardner (Iowa) 2:36.20, 11. Justin Snook (Azusa Pacific) 2:39.10, 14. Brian Purcell (Azusa Pacific) 2:44.24, 18. Jaime Guerro (Azusa Pacific) 2:50.31, Jef Burns (Azusa Pacific) 2:50.31.

800: 1. Tim Seaman (Wisconsin) 2:20.53, 2. Rob Cole (Wisconsin) 2:20.55.7, 3. Dave Doherty (Wisconsin) 2:21.52.0.

1500: 1. Brian Payne (High Point NC) 14.30, 2. Dewond Smith (Central State OH) 14.69, 3. Chris Gatlin (Prairie View A&M TX) 14.70, 4. Corey Thomas (Azusa Pacific) 15.16 in semifinals.


3000: 1. Carlos Hayward (Prairie View A&M TX) 51.45, 2. Brian Payne (High Point NC) 51.85, 3. Donald Magnum (Prairie View A&M TX) 52.15, 8. Zsombor

Torok (Point Loma) 53.40.

4x100 Relay: 1. Central State OH 40.58, 2. Doane NE 41.40, 3. Prairie View A&M TX 41.43, Azusa Pacific 43.65 in semifinal.

4x400 Relay: 1. Prairie View A&M TX 3:06.24, 2. Central State OH 3:06.44, 3. Oklahoma Baptist 3:13.95, 4. Azusa Pacific (Henry, Colletti, O. Ezinwa, Fair) 3:14.16, 7. Point Loma (Koutalas, Lannen, Torok, Keter) 3:15.45.

High Jump: 1. Dwayne Stanford (Malone OH) 7-0.25, 2. George Key (Prairie View A&M TX) 7-0.25, 3. Thad Hathaway (Eastern Oregon) 6-11, 9. Ben Beal (Azusa Pacific) 6-8, 9. Ed Bowling (Southern California) 6-8.



DEBBIE MALACHOWSKI
Discus & Javelin Winner

Photo by Kirby Lee

Pole Vault: 1. Curt Heywood (Linfield OR) 17-2.75, 2. Roman Botchamikov (Missouri Valley) 17-2.75, 3. Vince Beresford (Azusa Pacific) 16-10.75, 11. Tim Cockrell (Azusa Pacific) 15-5.

Long Jump: 1. Jean Zirignon (Western Oregon) 25-3.2, 2. Dan Collieran (Pacific Lutheran) 23-7.25, 3. Rob Rising (George Fox) 23-7.25, 17. Lester Smith (Westmont) 21-9.

Triple Jump: 1. Dea Richards (Central State OH) 50-6.75, 2. James McCann (Western Oregon) 50-0.5, 3. Chad Denker (Doane NE) 48-0, 4. Charles Johns (Azusa Pacific) 47-9.25, 5. Ben Beal (Azusa Pacific) 47-8.5, 6. Lester Smith (Westmont) 47-7.25

Shot Put: 1. Jason Wyatt (Azusa Pacific) 56-10.25, 2. Heath Doctorman (Oklahoma Baptist) 56-1, 3. Elliott Osborn (Southern Oregon) 55-2.

Discus: 1. Elliott Osburn (Southern Oregon) 169-8, 2. Ben Bird (Cedarville OH) 164-9, 3. Steve Thompson (Doane NE) 160-11, 27. Chris Chirgwin (Westmont) 136-5.

Hammer: 1. Ryan Parshall (Western Oregon) 193-1, 2. Aaron Linerud (Pacific Lutheran) 192-8, 3. Jason Thiel (Pacific Lutheran) 188-5, 4. Larry Johnston (Azusa Pacific) 188-0, 5. Magnus Strandqvist (Point Loma) 184-6.

Javelin: 1. Nary Kennedy (Point Loma) 223-4, 2. Michael Schotthoefer (Western Oregon) 199-5, 3. Mark Wechter (Western Oregon) 197-9.

Decathlon: 1. Vaughan Mealey (Azusa Pacific) 6959, 2. Rodney Wallace (Wayland Baptist) 6674, 3. DeShawn Meadows (Hillsdale MI) 6505, 12. Mike Summers (Azusa Pacific) 6253.

Team Scores: 1. Central State OH 99, Prairie View A&M TX 70, Azusa Pacific 62, 7. Point Loma 38, 17. Fresno Pacific 17, 33. Westmont 6.

WOMEN:

100: 1. Layphane Camagie (Central State OH) 11.62, 2. Carmelia Mackey (Southern-New Orleans LA) 11.82, 3. Bridgette Edwards (Central State OH) 11.87

200: 1. Layphane Camagie (Central State OH) 23.78, 2. Audrea Sterling (Central State OH) 24.22, 3. Chantel Rolle (Southern New Orleans LA) 24.29.

400: 1. Audrea Sterling (Central State OH) 52.33, 2. Fatima Yusuf (Southern New Orleans LA) 53.52, 3. Amy Von Wald (Northern State SD) 55.45, 7. Aminda Sloan (Point Loma) 57.87, also Asa Lundh (Point Loma) 59.40 in semifinals.

800: 1. Elizabeth Onyambu (Biola) 2:04.42, Sherdon Smith (Central State OH) 2:05.02, 3. Danita Erickson (Puget Sound WA) 2:09.63, also Nicole De Vries (Azusa Pacific) 2:17.04 and Daniela Bazzoli (Westmont) 2:18.95 in semifinals.

1500: 1. Lindsay McLaren (Simon Fraser BC) 4:25.85, 2. Suzanne Weeder (Doane NE) 4:28.22, 3. Lara Leitch (Simon Fraser BC) 4:28.55.

3000: 1. Lindsay McLaren (Simon Fraser BC) 9:33.46, 2. Juli Cyrus (George Fox OR) 9:46.42, 3. Renee Peck (Rio Grande OH) 9:50.025, Lupe Ambriz (Point Loma) 10:02.40

5000: 1. Tiget Moreda (Wayland Baptist TX) 16:52.44, 2. Juli Cyrus (George Fox OR) 17:02.29, 3. Emily Kellman (Puget Sound WA) 17:14.00, 8. Misty Allen (Westmont) 18:18.35

10,000: 1. Tiget Moreda (Wayland Baptist TX) 35:12.46, 2. Bonnie Evans (Rio Grande OH) 36:19.16, 3. Kris Maraveller (Western Washington) 37:52.11, 4. Misty Allen (Westmont) 37:56.78

Marathon: 1. Peggy Murphy (Oklahoma Christian) 2:52:54, 2. Theresa Walton (Southern Oregon) 2:59:27, 3. Krista Pritchard (Cedarville OH) 3:06:34, 4. Shirley Rojas-Weller (Fresno Pacific) 3:08:13, 7. Sonia Weir (Azusa Pacific) 3:22:51.

3000 Walk: 1. Jennifer Zaleski (Wisconsin-Parkside) 13:53.3, 2. Kelly Watson

(Wisconsin-Parkside) 14:17.1, 3. Dani Kukovits (Wisconsin-Parkside) 15:01.5.

100 Hurdles: 1. Carolin Sterling (Central State OH) 13.57 meet record, 2. Michelle Campbell (Azusa Pacific) 13.84, 3. Michaela Colloney (Simon Fraser BC) 14.21.

400 Hurdles: 1. Deon Hemmings (Central State OH) 55.14 meet record, 2. Christine Gray (Prairie View A&M TX) 57.55, 3. Michaela Colloney (Simon Fraser BC) 58.10, also Aminda Sloan (Point Loma) 57.30 and Asa Lundh (Point Loma) in semifinals.

4x100 Relay: 1. Central State OH 45.46, 2. Simon Fraser BC 47.08, 3. Findlay OH 47.20. Semifinals: Azusa Pacific (Gage, Ponder, Spadjen, Campbell) 49.61, Point Loma (Lundh, Svard, Liseblad, Sloan) 50.30.

800 Medley Relay: 1. Central State OH 1:40.04, 2. Southern-New Orleans LA 1:43.19, 3. Prairie View A&M TX 1:43.25, 7. Biola (Nimmer, Austin, Batts, Onyambu) 1:48.10.

4x400 Relay: 1. Central State OH 3:38.24, 2. Prairie View A&M TX 3:44.87, 3. Simon Fraser BC 3:45.72, 7. Azusa Pacific (Gage, DeVries, Dixon, Campbell) 3:52.36, also Point Loma (Lundh, Sloan, Svard, Liseblad) 4:08.66 in semifinals.

High Jump: 1. Corina Wolf (Simon Fraser BC) 5-10.75, 2. Latrese Moffitt (Azusa Pacific) 5-10.75, 3. Shelley Morris (Simon Fraser BC) 5-5, 10. Terri Pruitt (Azusa Pacific) 5-3, NH Kelly Barnes (Westmont).

Long Jump: 1. Carolin Sterling (Central State OH) 20-5.25, 2. Kim Vanderhoek (Simon Fraser BC) 19-1, 3. Rowena Welford (Wayland Baptist TX) 18-8, 9. Jennifer Ponder (Azusa Pacific) 17-7.75

Triple Jump: 1. Christine Gray (Prairie View A&M TX) 42-5.25 meet record, 2. Yvette French (Prairie View A&M TX) 41-10, 3. Stephanie Sherman (Cedarville OH) 38-5.5, 21. Carmen Gage (Azusa Pacific) 35-5, 26. Terri Pruitt (Azusa Pacific) 34-6.

Shot Put: 1. Kim Hayes (Doane NE) 48-8.25, 2. Molly Duggan (Western Oregon) 47-7, 3. Heather Rhoadarmer (Doane NE) 44-11, 14. Debbie Malachowski (Azusa Pacific) 40-8.75

Discus: 1. Debbie Malachowski (Azusa Pacific) 161-8, 2. Kim Hayes (Doane NE) 161-6, 3. Rachel Squilace (Puget Sound WA) 150-1, 10. Linda Helborg (Point Loma) 133-0, 12. Tracy Meadors (Fresno Pacific) 131-3, 14. Melissa Stewart (Azusa Pacific) 125-10.

Javelin: 1. Debbie Malachowski (Azusa Pacific) 148-8, 2. Kirsten Schultz (Ottawa KS) 145-2, 3. Kim Vanderhoek (Simon Fraser BC) 142-5.

Hepathlon: 1. Kim Vanderhoek (Simon Fraser BC) 5513, 2. Anneli Svard (Point Loma) 4911, Kendall Matheson (Simon Fraser BC) 4753.

Team Scores: 1. Central State OH 132, 2. Simon Fraser BC 116, 3. Prairie View A&M TX 64, 6. Azusa Pacific 40, 16. Point Loma 14, 19. Biola 12, 25. Westmont 6, 30. Fresno Pacific 5.

RESULTS

State Community College Championships

21-22. Shasta College, Redding. MEN

10 Team Scores: 1. Long Beach CC 2. Riverside 97, 3. Taft 53, 4. San Joaquin CC & Bakersfield College 33, 6. Mt. SAC 31, 7. Fresno CC 25.5, 8. Moorpark 9, Diablo Valley 24, 10. Sacramento 22.

100m: 1. Ato Boldon (SJCC) 10.28w, 2. Ty Smith (LBCC) 10.43, 3. Frank Roe (C) 10.53, 4. Scottie Stokes (Porterville) 14, 5. Tunji Bello (LBCC) 10.62, 6. Jobi Williams (DVC) 10.64, 7. Kerchavelerson (Riverside) 10.66, 8. Milton Pratt (CC) 10.77.

200m: 1. Ato Boldon (SJCC) 20.59w, 2. Ty Smith (LBCC) 20.63, 3. Tunji Bello (CC) 21.18, 4. Corey Dosey (Taft) 24, 5. Frank Roe (FCC) 21.44, 6. Kerchel Patterson (RV) 21.48, 7. Kevin Mxale (Vly) 21.51, 8. Scottie Stokes NM.

400m: 1. Gerald McCladdie (LBCC) 39, 2. Derek Shepard (SactoCC) 46.69, 3. Curtis McIntire (Taft) 46.99, 4. Andre (RV) 47.26, 5. Matt Finnie (CCSF) 53, 6. Marcus Know (Compton) 48.04, 7. James Redd (RV) 48.14, 8. Larry Evans (IntraCosta) 48.74.

800m: 1. Alamayehu Jimma (Riverside) 8.96, 2. Donnell Johnson (Taft) 3. Passare Furusa (RV) 1:50.75, 4. Youssef Boukri (CCSF) 1:50.81, 5. Chris Gaston (Sosa) 1:51.37, 6. Robert Price (ConCosta) 1:51.83, 7. Omar Naranjo (Cerritos) 3:50, 8. Glenn Lomenick (Mt.SAC) 3:52.

1500m: 1. Alamayehu Jimma (RV) 8.62, 2. Donnell Johnson (Taft) 3:49.77, 3. Angel Martinez (Mt. SAC) 3:52.42, 4. Tim Rabb (Orange Cst) 3:54.84, 5. Herb Montgomery (LBCC) 3:55.74, 6. Dylan Kennedy (Taft) 3:57.12, 7. Sam Rivera (JoagDelta) 3:57.48, 8. Simon Lindsay (Cock) 3:58.18.

5000m Steeplechase: 1. Passmore Futa (RV) 9:02.84, 2. Robert Nelson (Glenn) 9:03.84, 3. Gray Mavhera (RV) 9:49.84, 4. Muchapiwa Mazano (RV) 9:55, 5. Will Bower (Hartnell) 9:29.41, 6. Andy Escay (AmerRV) 9:36.80, 7. Colin Johnston (Taft) 9:42.14, 8. Francisco Rucava (Saddleback) 9:43.22.

10000m: 1. Cruz Gallegos (Taft) 15:02.07, 2. Dan Chamberlain (WestVly) 15:04.94, 3. John Flores (Hartnell) 15:05.86, 4. Robert (Ptyle) 15:06.15, 5. Brian White (DiabloVly) 15:08.85, 6. Darin Rabb (Cst) 15:15.84, 7. Mark Sinderson (Vly) 15:49.20, 8. Colin Johnston (Taft) 17.

3000m: 1. Muchapiwa Mazano (RV) 23.39, 2. Israel Pose (ElCamino) 38.93, 3. Abdelkader Chelby (RV) 46.88, 4. Gray Mavhera (RV) 30:57.86, 5. Felipe Martinez (SanBernVly) 31:00.98, 6. Tidal Zabala (RanSanilago) 32:03.96, 7. Brian White (DiabloVly) 32:10.64, 8. Ruben

Car (DiabloVly) 32:36.85.
110mHH: 1. Dominique Arnold (LBCC) 14.17w, 2. Frank Guida (LBCC) 14.20, 3. Kyle Beck (LAVly) 14.38, 4. Ray Banner (LBCC) 14.70, 5. Ian Hatada (SacoCC) 14.80, 6. Eric Gray (CCSF) 15.01, 7. Walker Vaughn (FCC) 15.13, 8. Darrin Garcia (WVly) 15.63.

400mIH: 1. Frank Guida (LBCC) 52.61, 2. Ryan Renz (Bkfld) 53.41, 3. Aaron Webber (RV) 53.54, 4. Justin Heimann (SROsa) 53.93, 5. Paea Kokohu (SactoCC) 54.13, 6. Jason Keller (MontPen) 54.23, 7. Jon Akers (Hartnell) 55.12, Kyle Beck (LAVly) nm.

4x100 Relay: 1. Long Beach CC 39.92, 2. San Jose CC 40.59, 3. Riverside 40.63, 4. LA Valley 41.19, 5. Moorpark 41.51, 6. Sacramento CC 41.53, COS no mark.

4x400m Relay: 1. Taft 3:07.16, 2. Long Beach CC 3:07.68, 3. Santa Monica CC 3:10.00, 4. San Jose CC 3:11.11, 5. CC of San Francisco 3:11.41, 6. Moorpark 3:11.92, 7. Contra Costa 3:13.16, LA Vly no mark.

HJ: 1. Jermaine Jenkins (Coll of Seq) 7'00, 2. Al Greenberry (SBCC) 6-10, 3. Sean Lewis (LBCC) 6-10, 4. Mark Montgomery (Compton), Tim Rucke (WVly), & Moses Kearney (Merced) 6-8, 7. T. J. Cody (Fullerton), David Bass (FCC) 6-8.

PV: 1. P.J. Chadwick (Cuesta) 16-9, 2. Sean Brown (Coll of Marin) 16-0, 3. Tim Davis (Cuesta) 15-6, 4. Brad Hecox (Mt.SAC) 15-6, 5. Chad Reddy (LBCC) 15-6, 6. Paul Snyder (WVly), Jesse Halen (SWColl) 15-6, 8. Cory Johnson (Butte).

LJ: 1. Danny Johnson (Ventura) 25-7w +2.80, 2. Hong Li (Mt. SAC) 24-1 1/2w +.90, 3. Kyhaunn Wood (LASoW) 24-11w +1.00, 4. Alex Norca (LBCC) 24-10 3/4w +2.90, 5. John Jordan (LBCC) 24.07w +4.00, 6. Bennie Griggs (Coll of Redwds) 24-0 3/4w +4.00, 7. Marvin Brown (DiabloVly) 24-00w +2.20, 8. Marvin Boyd (KingsRV) 23-6 3/4w +3.10.

TJ: 1. Alex Norca (LBCC) 53-8, 2. John Jordan (LBCC) 51-9 1/4, 3. Hong Li (Mt.SAC) 50-8, 4. Mario Leon (ElCam) 48-2 1/2, 5. Marvin Brown (DiabloVly) 48-1, 6. Barry Massay (LBCC) 47-1 3/4, 7. Jarod Smith (Full) 46-10 1/4, 8. Donnie Hale (SJDelta) 46-8.

SP: 1. Rene Bustamonte (Citrus) 57-1 1/2, 2. Jon Frank (Bkfld) 55-7 1/2, 3. Aloyea Wallin (LBCC) 53-6 1/2, 4. Zak Johnson (FCC) 53-1, 5. Jason Dossey (San Mateo) 51-0, 6. Adam Mosman (SacoCC) 51-3, 7. Rob Powell (FCC) 50-9 1/4, 8. Robert Ditts (SDelta) 49-0 1/2.

DT: 1. 1. Jon Frank (Bkfld) 174-8, 2. Kevin Duffy (San Mateo) 187-1, 3. Dave Loshonkohl (SDMesa) 163-1, 4. Rob Powell (FCC) 161-5, 5. David Dumble (Bkfld) 161-0, 6. Rene Bustamonte (Citrus) 159-9, 7. Dan Estrada (RV) 150-1, 8. Jason Dossey (San Mateo) 149-9.

JT: 1. Ken Teasley (Moorpark) 221-11, 2. Kel Watrin (SRosa) 206-4, 3. Mike McClintock (GoldWest) 204-5, 4. Ralph Lyckdama (Coll of Cyns) 203-5, 5. Renato Grizeli (San Mateo) 194-7, 6. Andrew Keams (Marin) 189-3, 7. Josh Heath (DeAnza) 183-5, 8.



Chris Wallert (RV) 182-7.

HT: 1. Dave Loshonkohl (SDMesa) 202-9, 2. Robert Ditts (Shasta) 184-9, 3. Josh Patterson (AntVly) 170-10, 4. Jesse Polston (AntVly) 184-5, 5. Bill Bowers (DiabVly) 163-4, 6. David Dumble (Bkfld) 161-7, 7. Mark Bagwell (Shasta) 160-6, 8. Casey Fernandez (SJDelta) 157-0.

WOMEN

Top 10 Team Scores: 1. Riverside 107, 2. Mt. SAC 73, 3. San Diego Mesa 63.5, 4. Long Beach CC 57.5, 5. El Camino 39, 6. Modesto JC 35, 7. CC of San Francisco 31, 8. Fullerton 28, 9. Contra Costa 27, 10. Shasta 24.5.

100m: 1. Marvette Collis (RV) 11.82w +0.90, 2. Angela Sullivan (SDMesa) 11.88, 3. Roxanne Ruddle (RV) & Sonya Bryant (LBCC) 12.05, 4. Contina Young 12.10, 5. Stacey Thompson (ContraCosta) 12.12, 6. Melissa Gardette (DeAnza) 12.34, 8. Sherry Davis (Chabot) 12.48.

200m: 1. Marvette Collis (RV) 24.28, 2. Angela Sullivan (SDMesa) 24.30, 3. Michele Ferguson (SJCC) 24.68, 4. Sheila Powell

EMEVET SHIFERAW (RIVERSIDE CC) and ELIZABETH LOPEZ (CCSF) - One hundred and a second (4:31.66 to 4:31.67)
Photo by Richard Lee

(LBCC) 24.81, 5. Chanda Brooks (L 7, 8. Contina Young (Taft) 25.06, 7. Leen Roberts (Modesto) 25.18, 8. Joa Grier (MontPen) 25.91.

400m: 1. Ravoli Campbell (Mt.SAC) 54.17, 2. Shari Freeman (SDMesa), Sutton (ElCam) 55.50, 4. Michele Fei (SJCC) 55.86, 5. Sheila Powell (LBC 56:7, 6. Joanne Grier (MontPen) 56:1, Carleen Roberts (Modesto) 57.13, 8. bala Ferguson (CCSF) 59.94.

800m: 1. Dawn Williams (RV) 2:10, Stacey James (Taft) 2:14.17, 3. Jan Murphy (AmRV) 2:18.00, 4. Irene O (Hartnell) 2:18.29, 5. Elizabeth Lope (CCSF) 2:20, 6. Nadine Allman (CC 2:22.33, 7. Karen Miller (RV) 2:23.3, cole Munroe (Mt.SAC) 2:23.66.

1600m: 1. Emevet Shiferaw (RV)

Elizabeth Lopez (CCSF)
 Monique Smith (Mt.SAC)
 Catherine Back (WVly) 4:43.04,
 Williams (Riv) 4:47, 6. Frankie Riv-
 (C) 4:47.55, 7. Kelly Olson
 4:48.94, 8. Leticia Mora (Ran-
 1.66.

1. Honor Fetherston (CCSF)
 2. Genet Gbregiorjis (LATrade-
 35.05, 3. Githa Hampson (SMon-
 53, 4. Kristin Diggs (AmRiv)
 5. Carrie Tacheira (Modesto)
 6. Josephine Yaba (Mt.SAC)
 7. Magdalena Lewy (LBCC)
 8. Catherine Back (WVly)

1. Emevet Shferaw (Riv)
 2. Genet Gbregiorjis (LATrade)
 3. Monique Smith (Mt.SAC)
 4. Carrie Tacheira (Modesto)
 5. Lori Robertson (MontPen)
 6. Amy Grallus (Modesto)
 7. Magdalena Lewy (LBCC)
 8. Randi O'Neill (DiabVly)

1. Shonna Bernard (Fullerton)
 2. Jackie Foreman (EiCam)
 Bucky Halar (Redwds) 15.00, 4.
 Brown (Full) 15.03, 5. Erin McClung
 5.46, 6. Nicole Wilson (LBCC)
 Glenda Whipple (Siskiyous) 15.79,
 Williams (Sierra) 15.96.

1. Liz Sutton (EiCam) 1:00.38,
 Bernard (Fullerton) 1:00.82, 3.
 (LBCC) 1:00.92, 4. LaToya
 (Compton) 1:03.63, 5. Stacey
 (esto) 1:07, 6. Doris Marshall
 1:05.11, 7. Glenda Whipple (Sisk)
 Karen Owen (MontPen)

Relay: 1. Long Beach CC 45.8,
 47-09, 3. El Camino 47.29, 4.
 Mesa 47.43, 5. CC of San Fran-
 8, 6. Contra Costa 48.35, 7.
 9.33, 8. San Jose CC 51.64.
 Relay: 1. Mt. SAC 3:45.83, 2.
 3:48.02, 3. San Diego Mesa &
 1:47.50, 5. CC of San Francisco
 Modesto 3:59.41, 7. Santa
 85, 8. Chabot 4:05.09.

ah Cunningham (Riv) 5-8, 2. Jen-
 art (LAVly), Heather Bassett
 t) 5-4, 4. Erika Spencer (Crus)
 issa McDonald (OrCst) 5-4, 6.
 non (Shasta) & LaAnn Kazmar
 8. Felicia Brown (Hartnell) 5-0

ivette Collis (Riv) 20-10 1/4w
 icole Irving (Mt. SAC) 20-8 1/2w
 mey Mitchell (SRosa) 19-8 3/4w
 arean Shields (CCosta) 19-5 3/
 i. Angel Carver (LBCC) 19-0 3/
 i. Sonya Bryant (LBCC) 18-6 1/
 i. Erin McClung (Shasta) 17-
 8. Karla Martinez (Grosmont)
 +3.66.

lean Shields (CCosta) 40-10 3/
 i. Angel Carver (LBCC) 40-9w
 lacey Thompson (CCosta) 38-
 30, 4. Danielle Brown (Fullerton)
 5, 5. Nicole Irving (Mt.SAC) 38-
 i. Stefanie Hanf (DiabVly) 38-3

3/4w +1.40, 7. Vijitha Amarsakear
 (Mt.SAC) 38-1 3/4w +1.30, 8. Michelle Cim-
 ry (MiraCosta) 38-0 1/2w +2.40.

SP: 1. Leslie Coons (SDMesa) 46-11, 2.
 Leslie Woolery (Shasta) 46-01, 3. Regina
 Magno (DeAnza) 42-11, 4. Renee Hopkins
 (AmRiv) 42-9, 5. Kelly Smith (SDMesa) 41-
 10, 6. Lara Newell (Cuesta) 41-9, 7. Laura
 Molnar (San Mateo) 41-2, 8. Misako Hamp-
 ton (Bkld) 40-11.

DT: 1. Jodie Warr (Riv) 154-9, 2. Leslie
 coons (SDMesa) 145-3, 3. Becky Enwood
 (Modesto) 144-9, 4. Vicki Garcia (Sierra)
 138-4, 5. Leslie Woolery (Shasta) 134-9, 6.
 Misako Hampton (Bkld) 129-0, 7. Helen
 Dijkstra (Bkld) 128-9, 8. Danielle Miles (Di-
 abVly) 125-3.

JT: 1. Vijitha Amarsakear (Mt.SAC) 178-
 0, 2. Leslie Coons (SDMesa) 139-0, 3.
 Christina Blyenberg (Chaffey) 130-2, 4. Lei-
 ca Zazabol (Skyline) 129-10, 5. Cora Dahl
 (Modesto) 127-4, 6. Christy Smith (Hart-
 nell) 126-10, 7. Debra Bernoth (AntVly)
 123-7, 8. Lisa Ngo (GoldWest) 113-7.

PAC-10 Championships

May 21-22, Edwards Stadium,
 University of California, Berkeley.

MEN

In what was expected to be a close
 team battle, UCLA proved otherwise,
 romping to its second straight (and
 fifth in seven years) PAC-10 title by
 79 points, the second-largest margin
 of victory in Conference history (USC
 won by 81 points in 1976). For the
 Bruins, Derrick Baker won the 400 me-
 ters and long jump, while adding a leg
 on both winning relays. Sophomore
 John Godina led a 1-2-3-5 attack in the
 shot (their women did the same), and
 also won the discus, while Erik Smith
 recorded a stadium record in the javeli-
 n. UCLA won five of eight field
 events, and nine overall. Arizona was
 second behind triple winner Martin Kei-
 no (1500, steeple, 5000), the first
 such feat in PAC-10 modern history
 (since 1960). He's the son of former
 distance great Kip Keino. Jeff Laynes'
 100/200 double paced third-place
 USC, while host California, expected
 to contend for the team title, was
 fourth. The meet was conducted under
 perfect conditions (sunny, 80 degrees,
 little humidity), while 5000 fans
 showed up on the final day.

100 Meters:
 1. Jeff Laynes (USC) 10.28, 2. Tony Miller
 (UCLA) 10.36, 3. Marcus Reed (UCLA)
 10.51, 4. Tim Martin (Wash) 10.56, 5. LaV-
 on Pierce (Ore) 10.88, 6. Bruce Luizzi
 (USC) 10.80.

200 Meters:
 1. Jeff Laynes (USC) 20.90, 2. Tony Miller
 (UCLA) 21.04, 3. George Page (ASU)

21.28, 4. Tim Martin (Wash) 21.40, 5. Paul
 Greene (USC) 21.46, 6. LaVon Pierce (Ore)
 21.60.

400 Meters:
 1. Derrick Baker (UCLA) 46.08, 2. Paul
 Greene (USC) 46.52, 3. George Page
 (ASU) 46.53, 4. Dustin James (USC)
 46.66, 5. Ronnie Harris (Ore) 46.66, 6. Mi-
 chael Williams (UCLA) 46.90.

800 Meters:
 1. Jim McCreery (ASU) 1:49.59, 2. Mitch
 Laffler (Wash) 1:50.36, 3. Reggie Williams
 (Cal) 1:50.54, 4. Mike Terry (UCLA)
 1:50.84, 5. Gordon Johnson (Ore) 1:51.53,
 6. Dwight Wheaton (Wash) 1:52.26.

1500 Meters:
 1. Martin Keino (Ariz) 3:44.54, 2. Reggie
 Williams (Cal) 3:45.55, 3. Scott Nicholas
 (Ore) 3:45.74, 4. Richard Boulet (Cal)
 3:46.14, 5. Ron Chapin (Wash) 3:48.46, 6.
 Brent Jones (UCLA) 3:48.47.

3000 Meter Steeplechase:
 1. Martin Keino (Ariz) 8:45.52, 2. Greg
 Metcalf (Wash) 8:46.61, 3. Erin Scroggins
 (ASU) 8:53.33, 4. Jason Humble (Ore)
 9:01.01, 5. Nick Pavach (Wash) 9:13.16, 6.
 Mike Reilly (Stan) 9:20.76.

5000 Meters:
 1. Martin Keino (Ariz) 14:10.85, 2. Neil
 Panchen (Wash) 14:13.3, 3. Greg Metcalf
 (Wash) 14:31.0, 4. Jaime Galindo (Ariz)
 14:35.0, 5. Erin Scroggins (ASU) 14:37.0, 6.
 Jimmy Rodriguez (Ariz) 14:39.0.

10,000 Meters:
 1. Jimmy Rodriguez (Ariz) 30:08.68, 2.
 Dave Scudamore (Stan) 30:13.89, 3. Tim
 Jullan (Ore) 30:39.22, 4. Jaime Galindo
 (Ariz) 30:40.88, 5. Steve Kindred (Wash)
 30:59.57, 6. Creighton Harris (UCLA)
 31:31.29.

110 Meter Hurdles:
 1. Ross Flowers (UCLA) 13.84, 2. Leo
 Simmons (Ariz) 13.94, 3. Avery Anderson
 (UCLA) 13.96, 4. Jamar Williams (Ore)
 14.25, 5. John Montgomery (Ariz) 14.27, 6.
 Peter Simmons (Cal) 14.42.

400 Meter Hurdles:
 1. Marcus Carter (USC) 50.55, 2. Tom
 McGuirk (Cal) 50.80, 3. John Montgomery
 (Ariz) 51.27, 4. Erik Yitalo (Ore) 52.25, 5.
 Grady O'Connor (Ore) 52.55, 6. Tim Shields
 (UCLA) 52.65.

4x100 Meter Relay:
 1. UCLA (Baker, Flowers, Reed, Miller)
 39.62, 2. Cal 40.45, 3. USC 40.45, 4. Ore-
 gon 40.46, 5. Arizona Stat 40.49, 6. U of
 Arizona 41.48.

4x400 Meter Relay:
 1. UCLA (Williams, Terry, Shields, Baker)
 3:09.18, 2. USC 3:09.36, 3. Oregon
 3:11.83, 4. Arizona 3:12.19, 5. Cal 3:13.75,
 6. Washington 3:15.12.

High Jump:
 1. Kevin Keane (Cal) 7-0 1/2, 2. Eric white
 (Ore) 7-0 1/2, 3. Brian Williams (Ariz) 6-10
 3/4, 4. Jason Walton (Ore) 6-10 3/4, 5. An-
 thony Carruthers (Cal) 6-10 3/4, 6. Travis
 Clark (Stan) 6-10 3/4.

Pole Vault:
 1. Nick Hysong (ASU) 17-4 1/2, 2. Jay
 Bettinger (UCLA) 16-8 3/4, 3. Jamie Marek
 (Stan) 16-8 3/4, 4. John Sommers (UCLA)

16-8 3/4, 5. Clarence Phelps (Cal) 16-8 3
 4, 6. Ray Livingston (Ore) & Eric Klassen
 (USC) 16-4 3/4.

Long Jump:
 1. Derrick Baker (UCLA) 25-0 1/2, 2. Vic-
 tor Agbebeku (ASU) 24-8 1/4, 3. Jason Ro-
 binson (Stan) 24-5 3/4, 4. Brian Ellis (ASU)
 24-3, 5. Danny Simpson (ASU) 24-2 1/2, 6
 Tyrone Edwards (Cal) 24-0 3/4.

Triple Jump:
 1. Charles Rogers (UCLA) 51-10, 2. Ja-
 mai Elridge (USC) 50-8 1/4, 3. Devon Hoe-
 ey (Ore) 49-0 1/4, 4. Todd Bleakney (Ore)
 48-2, 5. Jerrod Akers (Wash) 47-8 1/2, 6.
 DeAndre Wadlington (ASU) 46-8 3/4.

Shot Put:
 1. John Godina (UCLA) 65-4 1/4, 2. Mark
 Parlin (UCLA) 60-4, 3. Joe Bailey (UCLA)
 59-9, 4. Gary Kirchhoff (USC) 59-4 1/4, 5.
 Jon Ogden (UCLA) 58-11 1/2, 6. Heath
 Howington (Ore) 58-8 3/4.

Discus:
 1. John Godina (UCLA) 198-0, 2. Adam
 Selliff (Wash) 195-10, 3. Ramon Jimenez-
 Gaona (Cal) 195-7, 4. John Wirtz (Cal)
 189-3, 5. Gary Kirchhoff (USC) 186-4, 6.
 Doug Huff (Ariz) 179-9.

Hammer:
 1. Balazs Kiss (USC) 239-11, 2. Greg
 Hodel (UCLA) 202-7, 3. Damian Luper
 (Cal) 201-8, 4. John Fowler (Stan) 187-9, 5.
 Chad Danowsky (USC) 187-5, 6. Damon
 Felice (Wash) 178-10.

Javelin:
 1. Erik Smith (UCLA) 247-0, 2. Greg
 Johnson (UCLA) 243-11, 3. Oleg Krichenko
 (Ariz) 236-1, 4. Charlie Cohen (ASU) 231-
 10, 5. Craig Manalili (Wash) 221-1, 6. Mike
 deMunnik (Wash) 212-1.

Decathlon:
 1. Chris Huffins (Cal) 7671, 2. Matt Dal-
 low (Ariz) 7274, 3. Jim Leaper (ASU) 7239,
 4. Eric Klassen (USC) 7187, 5. Ray Living-
 ston (Ore) 6992, 6. Ron Foster (Ore) 6881.

Team Scores:
 1. UCLA 170, 2. Arizona
 91, 3. USC 89.5, 4. California 78, 5. Ore-
 gon 69.5, 6. Arizona State 67, 7. Washing-
 ton 60, 8. Stanford 26 (Washington State
 ineligible this season due to NCAA violations
 and Oregon State does not sponsor track
 and field.)

WOMEN

UCLA thwarted Oregon's attempt
 for a "threepeat" enroute to its fifth
 title in the seven-year history of the
 meet, upping the Ducks by 27 points.
 The Bruins displayed superior depth,
 despite just four wins, they also had
 seven runner-up showings. Dawn Dum-
 ble won the shot (part of a 1-2-3-5-
 Bruin barrage, just like their men) and
 discus for the third straight year, the
 first athlete ever in this meet to win
 two of the same events three straight
 years. Oregon's Camara Jones clocked
 a meet record in the 400 meters, while
 Arizona State's 4x400 meter relay
 squad did likewise. Dutch import Bren-
 da Slesuwerhoek of Arizona pulled off

RESULTS

3. Guy Perry (Weber St) 8:56.56.
 1. Ken Hall (Pl. Loma TC)
 4. 2. Brady Brownnotter (USMC)
 13. 3. Israel Pose (EICamCC)
 6.
 HH: 1. Shawn Wilborn (LBSU)
 2. Marcus Cole (Marines) 15:05. 3.
 Elton (Outreach) 15:14. 400mH: 1.
 Wright (un) 52.58. 2. Tim Shields
 52.60. 3. Bruce Jones (USMC)
 4x100 Relay: 1. USMC 42.42, 2.
 42.72. 3. Stallions 43.34. 4x400
 1. Marines 3:24.93. 2. Stallions

Dan Raatjes (Pl. Loma TC) 2.24.
 Healy (US Navy) 2.20. 3. AJ Poc-
 SMC) 2.00. PV: 1. Frank Myer (un)
 1. Derek Scurry (CSUN) 7.67. 2.
 Barry (CSUN) 7.42. 3. Frank Smith
 6.96. TJ: 1. Chris Czerwinski
 13.88. 2. Lavell Davenport (LA
 13.78. SP: 1. Jonathan Oldan
 17.82. DT: 1. Jamie Presser
 56.32. 2. Chad Danowsky (USC)
 1. Shawn Wilbourn (Beach TC)
 1. Noel Garrett (CSUN) 72.76.
 Voetrri (Switz) 70.74. 3. Hector
 (LBChSt) 60.16.

SCA/USA T&F Championships

Norwalk, Cerritos College.

WOMEN

1. Laurie Chapman (Ron Tabb
 08.3. 2. Laura Stuart (SDTC)
 1500m: 1. Chris Morgan (Nike



PAGEL

Photo by Bill Cockerham

TW) 4:30.18. 2. Tania Flacher (SMTC)
 4:34.52. 3. Jenean Sorrells (Nike TW)
 4:35.96. 100mH: 1. Doris Williams (Goldwin)
 13.18. 2. Tiffany Smith (World Class TC)
 13.39. 3. Michelle Campbell (England/APU)
 13.65. 400m: 1. LaTima Jones (USC)
 55.46. 100m: 1. Esther Jones (Nike TC)
 11.54. 2. Alice Brown (Cheetahs) 11.77. 3.
 Myra Mayberry (Showtime) 11.83. 800m:
 1. E. Onyambu (Biola) 2:07.27. 2. Diane
 Whipple (Mizuno) 2:12.34. 3. Jennifer Nanis-
 ta (SDTC) 2:14.39.

400mH: 1. LaTanya Sheffield (un) 57.87,
 2. Marian Klijn (un) 57.88. 200m: 1. Esther
 Jones (Nike TC) 23.90. 2. LaTima Jones
 (un) 24.17. 3. Myra Mayberry (Showtime)
 24.36.

3000m: 1. Michele Buchicchio (Nike TW)
 10:01.01. 2. Annie Seawright (Nike TW)
 10:04.49. 3. Maria Lopez (un) 10:05.27. 4.
 Carrie Garriston (un) 10:14.75.

JT: 1. Dorna Beard (AIA) 38.46. 2. Leslie
 Coons 30.44. 3. Michelle Barisdale (un)
 30.04. HT: 1. Ericka Dice 47.02. 2. Donna
 Beard 46.66. LJ: 1. Kym Carter (un) 5.97.
 2. Clare Look-Yaeger 5.73. 3. Lisa Halle
 (un) 5.71. SP: 1. Ramona Pagel (Mesa) 57-
 10 3/4. 2. Rica Brown (Cheetahs) 50-2. 3.
 Leslie Coons (un) 46-5 1/2. DT: 1. Ramona
 Pagel (Mesa) 53.44. 2. Sarah Andrews (un)
 50.36. 3. Pia Iacovo (un) 47.16. TJ: 1. Al-
 thea Moses (un) 12.33. 2. Kayla Montgom-
 ery (un) 11.02.

MEN

4x100m Relay: 1. International Elite TC
 41.9. 1500m: 1. Wes Ashford (un) 3:48.19.
 2. Paul Greer (SDTC) 3:49.06. 3. Ian Aisen
 (un) 3:49.59. 110mH: 1. Robert Reading
 (Accusplit TC) 13.5. 2. Tony House (un)
 47.33. 3. Kaitrell Berry (SDTC) 48.19.

100m: Heat 1-1. Rodney Lewis (un) 10.45,
 2. Bery Smith (un) 10.60. 3. Ricky Carrigan
 (un) 10.63. Heat 2-1. Robert Reading
 (Accu) 10.76. 2. Ian Lowe (MTL) 10.73. 3.
 Anthony Beasley (un) 10.97. Heat 3-1.
 Darick Davis (IntElite) 11.10. 2. Randy
 Thompson (un) 11.14. 3. Tremayne Ruther-
 ford (IntElite) 11.15. Heat 4-1. Denny
 Scott (Patriots) 11.38. 2. David Pelton
 (Outreach) 11.67.

800m: Heat 1-1. Brent Jones (UCLA)
 1:50.28. 2. Elton-Lewis (SMTC) 1:50.36. 3.
 Vaughn Kastor (Nike TW) 1:50.96. Heat
 2-1. Matt Large (SDTC) 1:53.71. 2. Darn-
 en Jekks (un) 1:55.05. 3. Don Price
 (E.NallEnt) 1:56.61. 4. Jasiri Daire (un)
 1:56.70. 400mH: Heat 1-1. Stephen Flendy
 (un) 51.22. 2. Gordon Budd (Goldwin) 51.70.
 3. Kevin Hall (un) 51.7. Heat 2-1. Brad
 Cooper (SDMesa) 53.46. 2. Daniel Diken-
 son (un) 55.21. 200m: Heat 1-1. Barry
 Smith (un) 20.79. 2. Tim Williams (SDTC)
 20.80. 3. Rodney Lewis (un) 20.99. Heat 2-
 1. Kaitrell Berry (SDTC) 21.59. 2. Whaylin
 Bratton (un) 21.67. 3. Anthony Beasley (un)
 22.45. Heat 3-1. Larry Billoups (IntElite)
 21.64. 2. Chris Ramirez (Showtime) 22.25.
 3. Jay Smith (un) 22.89. Heat 4-1. Denny
 Scott (Patriots) 22.90. 2. Al Ross (Show-
 time) 23.07. 3. Wilsend Chrispon (MTL)
 23.27.

5000m: 1. Ian Aisen (un) 15:12.04. 2.

Mark Laplant (Nike TW) 15:17.67. 3. Mark
 Holme (un) 15:20.29. 4x400 Relay: 1. In-
 ternational Elite 3:21.5. 2. Williams TC
 3:26.1.

JT: 1. Ken Teasley (62.18. 2. Luke Walker
 55.32. 3. Kevin Baca 54.73. HT: 1. Dave
 Loshonkohl 63.36. 2. Scott Sargeant 61.02.
 3. Dan Zorich 57.58. LJ: 1. Michael Pullins
 (un) 7.22. 2. Greg Harper (Goldwin) 7.17. 3.
 Diatori Gildersleeve (un) 6.97. HJ: 1. Doug
 Norquist (AIA) 2.25. 2. Dan Raatjes (Pl.
 Loma TC) and Jeff Wylie (AIA) 2.20. 4.
 Sheldon Blockburger (Visa) 2.15.

SP: 1. Gary Kirchoff (USC) 57-4. 2. Jona-
 than Ogdan (UCLA) 56-3. Rob Chronister
 (un) 56-1 1/4. PV: 1. Steve Keating (un)
 5.20. 2. Shawn Wilbourn (un) 4.45. DT: 1.
 Christian Erb (Mesa) 54.66. 2. Chad Da-
 nowsky (un) 51.50. 3. David Wilson (un)
 50.82. TJ: 1. Michael Pullins (un) 15.23. 2.
 Jonathan Jordan (un) 15.23. 3. Phouphet
 Singbandith (un) 14.59.

Throws Series #16

June 5. At Stanford University.

35 lb. Wt. 70-74 1. Bob Stone 26-11. 55-
 59 1. Don Hughes 27-0. 2. Gary Dawson
 23-6 1/2. 40-44 1. Gary Kelmenson 38-9 1/2
 2. 35-39 1. Eric Hodgdon 38-0 1/2. Open 1.
 Jim Spornano 46-11.

Hammer 70-74 1. Bob Stone 81-10 1/2.
 55-59 1. Gary Dawson 110-9 1/2. 2. Don
 Hughes 81-9. 40-44: 1. Gary Kelmenson
 125-4. 30-34 1. Dave Debus 211-5. 2.
 Dave Swan 181-7. Open 1. Jim Spornano
 168-4. 2. Greg Moretti 160-6. Open W 1.
 Kathy Tarr 129-4. HS 1. Mark Mazzoni
 178-8. 2. Matt Loggins 141-3. 3. Dan Ca-
 ruthers 134-9.

Javelin: 40-44 1. Gary Kelmenson 106-4.
 Shot Put: 55-59 1. Joe Keshmin 47-11 3/4
 4 (new American record, age 55). 40-44 1.
 Gary Kelmenson 36-3. 35-39 1. Greg Trafal-
 ies 83-4. 2. Eric Hodgdon 42-9 1/2. 30-34 1.
 Ron McKee 59-5 3/4. 30-34 W 1. Peggy Pol-
 lack 52-5. Open 1. Gabe Allende 56-11. HS
 Chris deMartini (16) 57-1. Open W 1. Laura
 Molnar 39-0 3/4.

Discus: 55-59 1. Gary Dawson 97-4 1/2.
 40-44 1. Gary Kelmenson 120-4. 30-34 1.
 Mike Buncic 192-1. 30-34 W 1. Peggy Pol-
 lack 147-8. Open 1. Mike Gravel 198-8. 2.
 John Garvey 150-6. 3. Gabe Allende 144-3.
 HS 1. Chris deMartini (16) 169-9. Open W
 1. Laura Milner 120-4.

Women's Long Jump: 1. Nancy Lanavaz
 (SacTC) 19-9 1/2. 2. Chris Swan (Sac TC)
 19-2 3/4. 3. Anne Lee (un) 16-9.

Triple Jump: 55-59 1. Gary Dawson 27-
 5 1/4. 45-49 1. Phil Harsh 30-1.

USA T&F Tune-up Meet

June 10. At Long Beach State
 University.

WOMEN

100m: 1. Esther Jones (Nike Int) 11.45. 2.
 Marsha Gualdo (un) 11.66. 3. Tiffany Smith
 (un) 11.88. 200m: 1. Esther Jones (Nike
 Int) 23.49. 2. Fatima Yusuf (Nigeria)
 23.80. 3. Cheryl Porter (un) 24.76. 400m:

1. Jakkie Henderson (un) 56.46. 2. Shir-
 Duzman (HS) 58.71. 3. Kimberly Lyr-
 (Corp Pac-Bell 66.92. 800m: 1. Anne Luna-
 man (un) 2:16.39. 2. Michele Buchicchio
 (Nike TW) 2:19.88. 3. Carolyn Beck (un)
 2:28.37.

3000m: 1. Chris Morgan (Nike TW)
 10:03.66. 2. Jennifer Briggs (Los Feliz Ph-
 ers) 10:31.41. 3. Debbu Jamieson (mas-
 ters) 12:27.53. 100m: 1. Marsha Gualdo
 (un) 13.18. 2. Tiffany Smith (un) 13.40. 3.
 Michelle Campbell (un) 13.58. 400mH: 1.
 Lee Hinds (LBSU) 1:00.92. 4x100 Relay
 1. Mako Women 53.99.

HJ: 1. Clare Look-Jaeger (Nike Cst) 6-1
 1/2. 2. Lori Svoboda (un) 5-9 3/4. 3. Wend-
 Simmons (Nike Cst) nh. LJ: 1. Keisha Doby
 (un) 17-11 1/4. 2. Nikki Birdsong 15-1. TJ
 1. Wendy Brown (un) 42-4 3/4. 2. Althea
 Moses (un) 40-6. 3. Nikki Birdsong (34-3).
 SP: 1. Dawn Dumble (UCLA) 52-7 1/4. 2.
 Valerya Althouse (UCLA) 51-6 1/2. 3. Jan-
 et Hill (CSLA) 48-8 3/4. DT: 1. Dawn Dum-
 ble (UCLA) 182-1. 2. Janet Hill (CSLA)
 180-5. 3. Savah Andrews (un) 165-6. JT: 1.
 Leslie Coons (un) 131-3. 2. Nicole Haynes
 (USC) 88-10.

MEN

100m: Heat 1 -- 1. Barry Smith (AIA)
 10.37. 2. Sylvanus (un) 10.46. 3. Whaylin
 Bratton (Fresno) 10.62. Heat 2 -- 1. Paul
 Greene (Australia) 10.65. 2. Darryl Hudson
 (un) 10.65. 3. Larry Billoups (Int Elite)
 10.87. Heat 3 -- 1. Chris Hughes (un)
 11.23. 2. Denny Scott (un) 11.44. 3. Reno
 Billary (Mako) 11.63. 200m Heat 1 -- 1.
 Barry Smith (AIA) 20.98. 2. Patrick Drake
 (Showtime) 21.40. 3. Howard Davis (Wind-
 ies) 21.48. Heat 2 -- 1. Paul Greene (Aus-
 tralia) 21.56. 2. Rudy Huber (un) 22.48. 3.
 Chris Hughes (un) 22.48. Heat 3 -- 1. Darn-
 y Smith (Mako) 24.0. 2. Chris Johnson
 (Mako) 24.41. 3. Mike Meadows (Mako)
 24.89.

400m: Heat 1 -- 1. Howard Davis (Wind-
 ies) 46.79. 2. Bruce Jones (un) 48.38. 3.
 Kaitrell (SDTC) 48.40. Heat 2 -- 1. Ronnie
 Williams (LBCC) 47.91. 2. Crystin Wultrich
 (LBCC) 48.79. 3. Al Demos (un) 52.59.
 800m: 1. Carlos Ward (Navy) 1:50.65. 2.
 Elton Lewis (SMTC) 1:52.20. 3. Chris Vir-
 cent (SMTC) 1:52.51. 1500m: 1. D. Bap-
 tiste (Cheetahs) 3:50.69. 2. Mark LaPlant
 (Nike TW) 4:02.39. 3. Adam Brown
 (USMC) 4:17.21.

5000m: 1. Mark LaPlant (Nike TW)
 15:19.01. 2. Matt Messner (AIA)
 15:20.28. 110mHH: 1. Robert Reading (Accu-
 split) 13.84. 2. Tony House (un) 14.01. 3.
 Rich Benoy (Springco) 14.15. 400mH: 1.
 Derek Knight (un) 50.79. 2. Kumara Ama-
 rasekara (Cheetahs) 51.85. 3. Michael
 Graham (SMTC) 52.58. 4x100 Relay: 1.
 International Elite 41.55. 2. USMC 43.78.
 3. Mako Men 45.75.

HJ: 1. Doug Nordquist (AIA) 7-0 1/4. 2.
 Jim Cody (Asics) 7-0 1/4. 3. Jay Lay (un)
 6-6 1/4. PV: 1. Chad Reddy (un) 14-11. 2.
 Gary Van Sluis (HS) 14-5 1/4. 3. Chris
 Pierce (Marines) 13-5 1/4. LJ: 1. Diatori Gil-
 dersleeve (un) 25-6 1/4. 2. Matt Farmer
 (Springco) 22-4 1/4. 3. Rudy Huber (Hawaii)

RESULTS

TC) 21-11 1/2. TJ: 1. Lavelle Davenport (un) 49-1 3/4. SP: 1. Gary Kirchhoff (USC) 57-11 3/4. 2. Paul Quirkie (Ireland) 55-3 1/2. 3. Jonathan Ogden (UCLA) 53-9 3/4. DT: 1. Gary Kirchhoff (USC) 188-10. 2. Chad Danowski (USC) 184-7. 3. Erik Johnson (U of Colo) 180-9.

Triangular Track & Field Meet

No Date Available. Berkeley.

Men's Results

Team Scores: Cal 86, UCLA 76; UCLA 97, Texas 61; Cal 114, Texas 44.
100: 1. Duff (T) 10.6. 2. Bradley (UCLA) 10.6. 3. Green (C) 10.6. 4. Reed (UCLA) 10.6. 200: 1. Miller (UCLA) 21.3. 2. Green (C) 21.3. 3. Pratt (T) 21.3. 400: 1. Ladejo (T) 47.1. 2. Sample (C) 47.3. 800: 1. Jones (UCLA) 1:52.2. 2. Magness (C) 1:52.3. 3. Terry (UCLA) 1:52.3. 1500: 1. Robbins (UCLA) 3:50.0. 2. Turman (C) 3:50.0. 3. Polonski (T) 3:50.2. 5000: 1. Boulet (C) 14:38.2. 110m HH: 1. Anderson (UCLA) 14.4. 400m IH: 1. McGuirk (C) 52.6. 3000 SC: 1. Sisson (T) 9:06.3. 2. Bupp (C) 9:12.6. 400 Relay: 1. Cal 40.5. 2. UCLA 40.6. 1600 Relay: 1. Cal 3:10.1. 2. UCLA 3:13.1. HJ: 1. Keane (C) 6-8. 2. O'Sullivan (C) 6-8. PV: 1. Betting (UCLA) 16-1. LJ: 1. Duff (T) 23-0. TJ: 1. Rogers (UCLA) 47-3 3/4. SP: 1. Godina 62-10 3/4. 2. Bailey (UCLA) 58-6. 3. Jimenez-Gaona (C) 57-0. 4. Wirtz (C) 56-1 3/4. 5. Parlin (UCLA) 55-8 1/4. DT: 1. Jimenez-Gaona (C) 187-4. 2. Godina (UCLA) 192-5. 3. Wirtz (C) 185-4. 4. Smithy (T) 170-3. HT: 1. Luper (C) 189-7. 2. Hodel (UCLA) 189-7. JT: 1. Smith (UCLA) 224-7.

Women's Results

Team Scores: UCLA 87, Cal 39.
100: 1. Burnham (UCLA) 12.0. 400: 1. Noel (UCLA) 55.4. 2. Lee (UCLA) 55.8. 800: 1. Griffin (UCLA) 2:16.4. 1500: 1. Williams (C) 4:40.1. 5000: 1. Bowie (C) 16:54.3. 2. Sodemann (C) 17:01.8. 3. Harlick (UCLA) 17:14.5. 100 H: 1. Burrell (UCLA) 14.3. 400 H: 1. Blunt (UCLA) 60.5. 2. Marvin (UCLA) 62.3. 400 Relay: 1. Cal 47.1. 2. UCLA 47.5. 1600 Relay: 1. UCLA 3:45.1. 2. Cal 3:53.2. HJ: 1. Gardner (C) 5-1. LJ: 1. Veltman (UCLA) 19-10 1/4. TJ: 1. Yendork (UCLA) 39-9 3/4. SP: 1. Dumble (UCLA) 53-11 3/4. 2. Althouse (UCLA) 47-3 3/4. 3. Wheelchel 46-3 1/4. DT: 1. Kalhima (C) 151-0. 2. Roberts 148-2. 3. Wheelchel 144-6. JT: 1. Roberts (UCLA) 136-3.

Orange Empire Track & Field Conference Meet

No Date Available. Balboa Stadium, San Diego.

Women's Results

Team Scores: 1. Riverside 222. 2. San Diego Mesa 179. 2. Fullerton 69. 3. Orange Coast 61. 5. Rancho Santiago 42. 6. Grossmont 39. 7. Mira Costa 20. 8. Golden

West 17. 9. Cuyamaca 15. 10. Saddleback 2.

100: 1. Sullivan (SDM) 11.90. 2. Collis (R) 12.02. 3. Rudder (R) 12.41. 200: 1. Sullivan (SDM) 24.37. 2. Freeman (SDM) 24.72. 400: 1. Freeman (SDM) 55.44. 800: 1. Williams (R) 2:09.89. 1500: 1. Shiferaw (R) 4:37.87. 2. Williams (R) 4:42.00. 3. Olson (G) 4:44.67. 4. Mora (RS) 4:46.48. 5. Isaksson (SDM) 4:48.76. 6. Sweetser (OC) 4:57.24. 3000: 1. Shiferaw (R) 10:00.48. 5000: 1. Shiferaw (R) 16:55.86. 100 H: 1. Bernard (F) 14.76. 2. Brown (F) 15.17. 400 H: 1. Bernard 62.47. 2. Kazmer (OC) 64.07. 3. Fletcher (R) 64.22. 400 Relay: 1. SD Mesa 47.65. 1600 Relay: 1. SD Mesa 3:52.70. 2. Riverside 4:04.95.

HJ: 1. Cunningham (R) 5-6. 2. Kazmer (OC) 5-4. 3. McDonald (OC) 5-4. LJ: 1. Collis (R) 18-9. TJ: 1. Brown (R) 39-3. 2. Freeman (SDM) 38-5. 3. Connole (G) 38-2. 4. Diny (MC) 37-11. SP: 1. Coons (SDM) 46-7. 2. Smith (SDM) 43-5. 3. Warr (R) 40-7. DT: 1. Warr (R) 155-6. 2. Coons 140-5. 3. Smith (SDM) 140-5. 4. Smith (SDM) 127-5. 5. Jones (R) 121-2. JT: 1. Coons (SDM) 146-5. 2. Collis (R) 127-1.

Triangular Track & Field Meet

No Date Available. UCLA.

Men's Results

Team Scores: UCLA 103. 2. USC 57 1/2; UCLA 97, Arizona 61; USC 798, Arizona 78.

100: 1. Laynes (USC) 10.32. 2. Miller (UCLA) 10.45. 3. Reed (AZ) 10.49. 200: 1. Laynes (USC) 20.76. 2. Miller (UCLA) 20.88. 3. Plousha (AZ) 21.75. 400: 1. Baker (UCLA) 46.48. 2. Greene (USC) 46.69. 3. Stevenson (UCLA) 46.71. 800: 1. Jones (UCLA) 1:51.35. 2. Terry (UCLA) 1:51.98. 3. Parker (AZ) 1:52.40. 1500: 1. Keino (AZ) 3:46.89. 2. Robbins (UCLA) 3:49.41. 5000: 1. Keino (AZ) 14:30.65. 2. Rodriguez (AZ) 14:38.21. 3. Galindo (AZ) 14:38.58. 110m HH: 1. Simmons (AZ) 13.99. 2. Flowers (UCLA) 14.11. 3. Bell (USC) 14.49. 400m IH: 1. Carter (USC) 52.32. 2. DeBerry (UCLA) 52.77. 3. Montgomery (AZ) 52.90. 3000m SC: 1. Borkus (AZ) 9:13.49. 400m Relay: 1. USC 40.43. 2. Arizona 41.13. 3. UCLA dq. 1600m Relay: 1. USC 3:08.53. 2. UCLA 3:10.46. HJ: 1. Williams (AZ) 6-11 3/4. 2. Alexander (USC) 6-9 3/4. PV: 1. Sommers (UCLA) 16-6. 2. Caulkins (UCLA) 15-5. LJ: 1. Baker (UCLA) 24-2 1/4. TJ: 1. Rogers (UCLA) 52-0. SP: 1. Bailey (UCLA) 60-10 3/4. 2. Parlin (UCLA) 58-11 1/2. 3. Kirchhoff (AZ) 58-0 1/2. DT: 1. Godina (UCLA) 195-10. 2. Kirchhoff (USC) 182-2. 3. Huff (AZ) 179-4. HT: 1. Kiss (USC) 245-10. 2. Hodel (UCLA) 208-10. 3. Danowsky (USC) 182-9. JT: 1. Smith (UCLA) 241-9.

Women's Results

Team Scores: UCLA 87, USC 47; UCLA 88, Arizona 47; Arizona 73, USC 61.
100: 1. Miller (USC) 11.18. 2. Burrell (UCLA) 11.95. 200: 1. Jones (USC) 23.87. 2. Noel (UCLA) 24.19. 3. Mortensen (AZ)

24.82. 400: 1. Noel (UCLA) 53.64. 2. Glenn 55.45. 3. Dring (AZ) 58.12. 800: 1. Brennan (AZ) 2:14.34. 1500: 1. Bartholomew (UCLA) 4:26.85. 2. Brennan (AZ) 4:26.86. 3. Sleevenhoeck (AZ) 4:37.28. 3000: 1. Williams (AZ) 9:54.57. 2. Harlick (UCLA) 9:58.17. 3. Harvey (AZ) 9:59.47. 100m H: 1. Burrell (UCLA) 13.81. 2. Lipscomb (USC) 14.13. 3. Johnson (AZ) 14.35. 400m H: 1. Blunt (UCLA) 59.19. 2. Tochluk (UCLA) 62.43. 400 Relay: 1. USC 45.35. 2. Arizona 46.53. 1600 Relay: 1. UCLA 3:36.17. 2. USC 3:47.53. 3. Arizona 3:59.99.

HJ: 1. Mills (USC) 6-0. 2. Hughes (AZ) 6-0. 3. Broughton (AZ) 6-0. LJ: 1. Veltman (UCLA) 20-4 1/4. 2. Haynes (USC) 18-8. TJ: 1. Yendork (UCLA) 41-5 1/4. 2. Glenn 39-5 3/4. SP: 1. Dumble (UCLA) 55-8 1/4. 2. Althouse (UCLA) 52-3 3/4. 3. Wheelchel (UCLA) 50-1 1/4. DT: 1. Dumble (UCLA) 178-9. 2. McVey (USC) 180-11. 3. Franke 157-9. JT: 1. Franke (USC) 163-8. 2. Engstrom (AZ) 155-1. 3. Roberts (UCLA) 148-2.

Kevin Young Track & Field Invitational

No Date Available. UCLA.

Men's Results

Team Scores: (Triangular): UCLA 99, BYU 71 1/2; Cal Poly SLO 30 1/2. (Dual): UCLA 97, BYU 64; UCLA 105, CPSLO 43; BYU 100, CPSLO 51.

100: 1. Kayode (BYU) 10.33. 2. Hannah (Nike) 10.46. 3. Miller (UCLA) 10.47. 200: 1. Kayode (BYU) 20.57w. 2. Miller (UCLA) 20.82. 3. Anderson (BYU) 20.92. 400: 1. Watts (Nike) 44.80. 2. Rouser (Nike) 45.74.



KEVIN YOUNG

Photo by Bill Leung, Jr.

3. Lovelace 47.16. 800: 1. Jones 1:51.17. 2. Candaale (CPSLO) 1:52.00. 1500: 1. Terry (UCLA) 4:26.85. 2. Berkowitz (CPSLO) 3:47.6. 2. Berkowitz 3:48.0. 3. Candaale (CPSLO) 5000: 1. Spence (BYU) 14:18.5. son (BYU) 14:27.99.

110m HH: 1. Flowers (UCLA) Jones (BYU) 14.72. 400m IH: 1. (Nike) 48.75. 2. Shields (UCLA) DeBerry (UCLA) 52.64. 3000 S Hansen (BYU) 8:52.7. 2. Jansen 8:59.5. 400 Relay: 1. UCLA 40.40. 1. 1600 Relay: 1. UCLA 'A' 2. BYU 3:13.88. 3. UCLA 'B' 3:13.88.

HJ: 1. Maddix (CPSLO) 6-10. derson (UCLA) 6-10 3/4. PV: 1. (S&S) 17-6 1/2. 2. Adamick (CPSLO) 4 1/2. 3. Sommers (UCLA) 16-6. Waite (BYU) 23-11 1/2. TJ: 1. (UCLA) 50-7 1/2. SP: 1. Bailey 59-8 1/4. 2. Parlin (UCLA) 59-8. Hodel (UCLA) 57-3 3/4. DT: 1. (UCLA) 195-1. 2. Presser (UCLA) 3. Ogden (UCLA) 162-2. HT: (UCLA) 205-1. 2. DeSantis (BYU) JT: 1. Smith (UCLA) 243-11. 2. (UCLA) 224-4. 3. Jensen (BYU)

Women's Results

Team Scores: (Triangular): UCLA 76, Cal Poly SLO 15. (Dual): 70, BYU 65; UCLA 102, CPSLO 103, CPSLO 31.

100: 1. Gutschard (BYU) 11.7. rows (BYU) 11.86. 3. Noel (UCLA) 200: 1. Gutschard (BYU) 23.68w. (UCLA) 23.92. 3. Glenn (UCLA) 800: 1. Grayson (BYU) 2:08.79. Buczkowska (BYU) 4:25.9. 2. Tr 4:28.7. 3. Bartholomew (UCLA) 3000: 1. Todd (BYU) 9:40.3. (BYU) 9:43.7. 3. Lacovara 9:50.5.

100 H: 1. Burrell (UCLA) 13.9. (UCLA) 14.5. 400 H: 1. Blunt 57.81. 2. Stanton (BYU) 58.30. 1. (BYU) 61.11. 400 Relay: 1. U 2. BYU 45.4. 3. Cal Poly SLO 4 Relay: 1. UCLA 3:33.86. 2. BY HJ: 1. Campana (CPSLO) 5 Veltman (UCLA) 20-1 1/2. TJ: (UCLA) 40-9 1/2. SP: 1. Dumb 56-1 1/2. 2. Althouse (UCLA) Wheelchel (UCLA) 51-9. DT: 1 (UCLA) 184-1. 2. Peters (CPS 11. 3. Roberts (UCLA) 157-1. JT rand (BYU) 153-9.

More results n month... inclu NCAA I, II, & III, I T&F, Golden W National Schol etc.