

JUNE 1993

# CALIFORNIA

## Track News



ACCUTI

BULK RATE  
U.S. POSTAGE  
PAID  
Fresno, CA 93706  
Permit No. 629

Track & Field ■ Cross Country

Nineteenth Year

\$2.25



# CALIFORNIA

## Track News

**Bill Cockerham**  
Editor & Publisher

**Judy Cockerham**  
Production/Advertising Manager

**Elaine Fraley**  
Production Assistant

**Keith Conning**  
High School Editor

**Doug Speck**  
Southern California  
High School Editor

**Dennis McClanahan**  
California Coaches Alliance

**Bob Womack**  
High School All-Time Lists

**Bill Minarik**  
SoCal Diary

**Jim Hunt**  
Technique & Training

**PHOTOGRAPHERS:** Keith Conning, Burt Davis, Phillip Enbody, Rich Gardner, Don Gosney, Ken Isaak, Kirby Lee, Bill Leung Jr., Mike Lambert, Dan McNamara and Doug Speck.

**California Track News** is published 11 times per year -- one issue per month, except December which is combined with November. Each issue is mailed about the first of the month.

**California Track News** has an average circulation of 2,000 copies, consisting of paid subscriptions, store sales, and promotional copies.

**California Track News** is mailed third class bulk rate and is not forwardable. When you move, please let us know at least 4 weeks in advance.

**MAILING RATES:** 1 year (11 issues) -- \$20.00, 2 years (22 issues) -- \$35.00, 3 years (33 issues) -- \$46.00. Add \$10 per year for U.S. First Class; \$12 per year for Canada and Mexico; \$22 per year for foreign airmail.

**ADVERTISERS:** Closing date the first of the month previous to cover date. Send for current rate card. Special discounted rates for meet / race / clinic ads.

4957 E. Heaton Avenue  
Fresno, CA 93727  
(209) 255-4904 Office & FAX

# TABLE OF CONTENTS

JUNE 1993

Schedule.....	3
Subscription Form.....	7
"Marketing Track & Field".....	8
By David Malnes	
SoCal Diary.....	10
High School Best Marks List.....	12
California / U.S.	

Meet Spotlight.....	16
Mt. SAC Relays	
By Doug Speck	
Prep Notes.....	21
By Keith Conning	
Coaches Alliance.....	28
Results.....	41

## EDITORIAL

Our sport has enough problems as it is, without the athletes and coaches adding to it. For 19 years our indispensable CTN contributors have faithfully kept us up-to-date on our sport, including some rather sorry situations that undermine our great sports of cross country and track & field. With budget problems, program eliminations and drug suspensions getting big headlines in the national media, it is a shame to see us shoot ourselves in the foot by creating still more negative press with our own actions.

I'm sure you are aware of the team disqualification at the Community College State Cross Country Championships, and the near riot that broke out between teams at a major track championship. It is not our purpose to dig up dirt and serve it to our readers. On the contrary, we exist solely for the good of the sport, the coaches, athletes, and meet directors. If we can't help improve cross country and track & field in the State of California, then we don't want to continue.

Don't get me wrong. If something isn't right or can be improved by exposing it, discussing and debating it, then let's get it out in the open. However, we don't intend to be the "Enquirer" for track in California. We will not attempt to sell magazines on the basis of negative sensationalism that would only serve to decrease the worth of the sport. Every once in awhile, there will be a negative incident, but far greater are the positive things going on. It is those positive things we want to lift up to our readers. There is a lot that is right with track in California; it's a shame that a few bad apples tend to spoil the image.

Bakersfield College Coach Bob Covey has been involved with track for a long time -- 15 years as an athlete, plus 31 years as a coach. Bob is the chairman of the So Cal Track & Field Rules Committee for California community colleges. He recently wrote a let-

ter, to all Conference Representatives on the So Cal Track & Field Rules Committee, to lay some of the negative issues to rest, pick up the pieces and go on. Excerpts from Bob's letter say it best:

"My position is that the sports of cross country and track and field at the community college level in California, and all that is potentially accomplished through athletics, is bigger than any athlete, team, coach, athletic director, or college. If athletics has value, which I believe we all must feel it has, a stand in support of rules must be made. Those who do not follow the rules, or work for special considerations around the rules, are working to tear down the sports. Motivations for such action are not always understandable or clear, but this action hurts other athlete participants and the sports.

"I thank you for your time, friendship, and professional and honorable dedication to the sports we serve. I only ask that you continue to actively work for positive improvements under the rules, stand up for what is correct and right whenever necessary, and do not follow those who seemingly base their existence on winning regardless of the boundaries."

**STOP THE PRESSES:** Just before going to print on this issue, we attended the CIF/Reebok High School State Track & Field Championships. I'm sure you have all heard (if not personally affected by it) that this great event was cancelled due to rainy weather. We are still in shock. What happened? What can we do to prevent this kind of disappointment in the future? Your ideas and suggestions are welcome. Stay tuned.

-B.C.

**ON THE COVER:** Cal State L.A.'s MARSHA GUIALDO anchoring a 1600 meter relay; she also won the Invitational 100mH at Mt. SAC. Photo by Kirby Lee/L.A. Times. (Inset) MIKE MARSH hands off to CARL LEWIS--winning 4x100 Relay form at Mt. SAC. Photo by Bill Leung, Jr.



# SCHEDULE

Please send cross country and track information to CTN, 4957 E. Heaton Ave., Fresno, CA 93727.

The schedule is subject to change, so please verify dates, locations, times, etc., prior travelling to an event. It is a good idea to always include a self-addressed, stamped envelope when requesting information or entry forms.

## High School

### Track & Field

#### June 12 (Sat)

~Sacramento. Golden West High School Invitational, Cal State Univ., John Mansoor, 120 Ponderosa Ct., Folsom 95630. (916) 983-4622. FAX (916) 983-4624.

~Westwood. Third Annual Disneyland National Scholastic Outdoor Track & Field Championships. Drake Stadium at UCLA. 1 p.m. Note Trials for 100, 200, 400, 4x100 -- June 11 at Birmingham High School, Van Nuys. SASE to: NSSF, PO Box 16702, Chapel Hill, NC 27516 (entry deadline is 6/6/93) (919) 490-0085 FAX (919) 490-6931.

#### June 18-19 (Fri-Sat)

~Klamath Falls, OR. Dan O'Brien Invitational High School Decathlon. Doug Stiles, 54109 Southwest 34th Place, Portland, OR 97221. (503) 246-6872.

#### June 19 (Sat)

~Elmhurst, IL. Keebler International Track Meet, York High School. Joe Newton, Ath Dept., York High School, Elmhurst, IL. 60126. (708) 617-2472.

#### June 26 (Sat)

~Stanford. Throws Series #17. All Divisions/ Men & Women -- Junior, High School, Open, Submasters, Masters. 35# Wt., Hammer, Shot, Discus, Javelin. 9 a.m. Info: Gary Kelmenson, 5601 Empire Grade, Santa Cruz 95060 (408) 458-0202.

#### June 26-27 (Sat-Sun)

~Spokane, WA. USAT&F National Outdoor Meet. Juniors. Spokane Falls, CC. Vernie

Foxley, Athletics MS-3070, 3410 Ft. George Wright Dr., Spokane, WA 99204-5288 (503) 459-3644.

#### July 1-4

~Houston, TX. USAT&F National Outdoor Meet (Multis: June 29-30) Youth Athletics. Robertson Stadium, Univ. of Houston. Kyle Tellez, U of Houston Athletic Dept., Houston, TX 77204-5121 (713) 749-1352.

#### July 6 (Tues.)

~Union City. Mission Valley Track & Field All-Comer Meets. James Logan High School. 6 p.m. All field events; limited running event schedule. High School age and older. Contact Lee Webb (510) 471-2520 ext 4113w or (510) 505-9557h.

#### July 8 (Thurs.)

~Azusa. Summer Series Track & Field All-Comers Meet. Azusa Pacific University. 4:30 p.m. Open to age group, prep, collegiate, open. Information: Irv Ray (818) 969-3434, ext 3294.

#### July 15 (Thurs.)

~Azusa. Summer Series Track & Field All-Comers Meet. Azusa Pacific University. 4:30 p.m. Open to age group, prep, collegiate, open. Information: Irv Ray (818) 969-3434, ext 3294.

~Union City. Mission Valley Track & Field All-Comer Meets. James Logan High School. 6 p.m. All field events; limited running event schedule. **Ages 14 and under.** Contact Lee Webb (510) 471-2520 ext 4113w or (510) 505-9557h.

#### July 15-17

~Winnipeg, Canada. Pan American Junior T&F Championships.

#### July 17 (Sat)

~Stanford. Throws Series #18. All Divisions/ Men & Women -- Junior, High School, Open, Submasters, Masters. 35# Wt., Hammer, Shot, Discus, Javelin. 9 a.m. Info: Gary Kelmenson, 5601 Empire Grade, Santa Cruz 95060 (408) 458-0202.

#### July 20 (Tues.)

~Union City. Mission Valley Track & Field All-Comer Meets. James Logan High School. 6 p.m. See information July 6.

#### July 22 (Thurs.)

~Azusa. Summer Series Track & Field All-Comers Meet. Azusa Pacific University. 4:30 p.m. Open to age group, prep, collegiate, open. Information: Irv Ray (818) 969-3434, ext 3294.

~Union City. Mission Valley Track & Field All-Comer Meets. James Logan High School. 6 p.m. All field events; limited running event schedule. **Ages 14 and under.** Contact Lee Webb (510) 471-2520 ext 4113w or (510) 505-9557h.

#### July 27 (Tues.)

~Union City. Mission Valley Track & Field All-Comer Meets. James Logan High School. 6 p.m. See information July 6.

#### July 29 (Thurs.)

~Azusa. Summer Series Track & Field All-Comers Meet. Azusa Pacific University. 4:30 p.m. Open to age group, prep, collegiate, open. Information: Irv Ray (818) 969-3434, ext 3294.

~Union City. Mission Valley Track & Field All-Comer Meets. James Logan High School. 6 p.m. All field events; limited running event schedule. **Ages 14 and under.** Contact Lee Webb (510) 471-2520 ext 4113w or (510) 505-9557h.

#### July 29-August 1

~Baton Rouge, LA. USAT&F National Outdoors (Junior Olympic T&F). Louisiana State Univ. Pat Henry, LSU Athletic Dept., Box 25095, Baton Rouge, LA 70894 (504) 388-8627.

#### August 3 (Tues.)

~Union City. Mission Valley Track & Field All-Comer Meets. James Logan High School. 6 p.m. All field events; limited running event schedule. High School age and older. Contact Lee Webb (510) 471-2520 ext 4113w or (510) 505-9557h.

#### August 5 (Thurs.)

~Union City. Mission Valley Track & Field All-Comer Meets. James Logan High School. 6 p.m. All field events; limited running event schedule. **Ages 14 and under.** Contact Lee Webb (510) 471-2520 ext 4113w or (510) 505-9557h.

#### August 7 (Sat)

~Stanford. Throws Series #19. All Divisions/ Men & Women -- Junior, High School, Open, Submasters, Masters. 35# Wt., Hammer, Shot, Discus, Javelin. 9 a.m. Info: Gary Kelmenson, 5601 Empire Grade, Santa Cruz 95060 (408) 458-0202.

#### August 10 (Tues.)

~Union City. Mission Valley Track & Field All-Comer Meets. James Logan High School. 6 p.m. See information August 3.

# SCHEDULE

## August 12 (Thurs.)

~Union City. Mission Valley Track & Field All-Comer Meets. James Logan High School. 6 p.m. **Ages 14 and under.** See information August 5.

## August 17 (Tues.)

~Union City. Mission Valley Track & Field All-Comer Meets. James Logan High School. 6 p.m. Championship Meet--all events. High School age and older. Contact Lee Webb (510) 471-2520 ext 4113w or (510) 505-9557h.

## August 19 (Thurs.)

~Union City. Mission Valley Track & Field All-Comer Meets. James Logan High School. 6 p.m. All field events; limited running event schedule. **Ages 14 and under.** Contact Lee Webb (510) 471-2520 ext 4113w or (510) 505-9557h.

## September 4 (Sat)

~Stanford. Throws Series #20. All Divisions/ Men & Women -- Junior, High School, Open, Submasters, Masters. 35# Wt., Hammer, Shot, Discus, Javelin. 9 a.m. Info: Gary Kelmenson, 5601 Empire Grade, Santa Cruz 95060 (408) 458-0202.

## College & Open

### Track & Field

## June 10 (Thurs)

~Long Beach. USAT&F Tune-Up, Long Beach State Track, Andy Sythe, 1250 Bellflower Blvd., Long Beach 90840. (310) 985-1700. FAX (310) 985-8197.

## June 11 (Fri)

~Central California USAT&F Ass'n Championships. Ken Dose, 1101 E. University Ave., Fresno 93741. (209) 442-4600. FAX (209) 485-3367.

## June 17-19 (Thurs-Sat)

~Eugene, OR. USA/Mobil Outdoor Championships (Multis 15-16), Hayward Field. Tom Jordan/Barbara Kousky, P.O. Box 10825, Eugene, OR 97440. (503) 687-1989. FAX (503) 687-1016.

## June 26 (Sat)

~Stanford. Throws Series #17. All Divisions/ Men & Women -- Junior, High School, Open, Submasters, Masters. 35# Wt., Hammer, Shot, Discus, Javelin. 9 a.m. Info: Gary Kelmenson, 5601 Empire Grade, Santa Cruz 95060 (408) 458-0202.

## July 1 (Thurs)

~Long Beach. Long Beach Summer All-Comers, Long Beach State Track. Andy Sythe, 1250 Bellflower Blvd., Long Beach 90840. (310) 985-1700. FAX (310) 985-8197.

## July 2

~Edinburgh, Scotland. USA-Great Britain Outdoor Dual T&F Meet.

## July 3 (Sat)

~Sacramento. Independence Invitational, Sacramento State Univ. Joe Neff, Ath Dept, 6000 J Street, Sacto 95819. (916) 278-6208. FAX (916) 278-5429.

## July 6 (Tues.)

~Union City. Mission Valley Track & Field All-Comer Meets. James Logan High School. 6 p.m. All field events; limited running event schedule. High School age and older. Contact Lee Webb (510) 471-2520 ext 4113w or (510) 505-9557h.

## July 8 (Thurs.)

~Azusa. Summer Series Track & Field All-Comers Meet. Azusa Pacific University. 4:30 p.m. Open to age group, prep, collegiate, open. Information: Irv Ray (818) 969-3434, ext 3294.

## July 9-11

~Seattle, WA. US Corporate Athletic Assoc. National Track & Field Championships. Seattle, WA. Husky Stadium, University of Washington. Includes: Ekiden, 5K, 10K T&F, Cycling -- Open, submasters, masters, senior teams. Tom Anderson, Event Director, Super Jock & Jill Event Promotions, 305 NE Maple Leaf Place, Seattle, WA 98115 (206) 522-7788 FAX (206) 524-3952.

## July 15 (Thurs.)

~Azusa. Summer Series Track & Field All-Comers Meet. Azusa Pacific University. 4:30 p.m. Open to age group, prep, collegiate, open. Information: Irv Ray (818) 969-3434, ext 3294.

## July 14-22

~Buffalo, NY. 20th World University Games.

## July 17 (Sat)

~Stanford. Throws Series #18. All Divisions/ Men & Women -- Junior, High School, Open, Submasters, Masters. 35# Wt., Hammer, Shot, Discus, Javelin. 9 a.m. Info: Gary Kelmenson, 5601 Empire Grade, Santa Cruz 95060 (408) 458-0202.

## July 20 (Tues.)

~Union City. Mission Valley Track & Field All-Comer Meets. James Logan High School. 6 p.m. See information on July 6.

## July 22 (Thurs)

~Long Beach. Long Beach Summer All-Comers. Info same as July 1.

~Azusa. Summer Series Track & Field All-Comers Meet. Azusa Pacific University. 4:30 p.m. Open to age group, prep, collegiate, open. Information: Irv Ray (818) 969-3434, ext 3294.

## July 27 (Tues.)

~Union City. Mission Valley Track & Field All-Comer Meets. See information July 6.

## July 29 (Thurs.)

~Azusa. Summer Series Track & Field All-Comers Meet. Azusa Pacific University. 4:30 p.m. Open to age group, prep, collegiate, open. Information: Irv Ray (818) 969-3434, ext 3294.

## August 3 (Tues.)

~Union City. Mission Valley Track & Field All-Comer Meets. James Logan High School. 6 p.m. All field events; limited running event schedule. High School age and older. Contact Lee Webb (510) 471-2520 ext 4113w or (510) 505-9557h.

## August 7 (Sat)

~Stanford. Throws Series #19. All Divisions/ Men & Women -- Junior, High School, Open, Submasters, Masters. 35# Wt., Hammer, Shot, Discus, Javelin. 9 a.m. Info: Gary Kelmenson, 5601 Empire Grade, Santa Cruz 95060 (408) 458-0202.

## August 10 (Tues.)

~Union City. Mission Valley Track & Field All-Comer Meets. James Logan High School. 6 p.m. See information August 3.

## August 13-22

~Stuttgart, Germany. IAAF World Championships.

## August 17 (Tues.)

~Union City. Mission Valley Track & Field All-Comer Meets. James Logan High School. 6 p.m. Championship Meet. All events. See information on August 3.

## September 4 (Sat)

~Stanford. Throws Series #20. All Divisions/ Men & Women -- Junior, High School, Open, Submasters, Masters. 35# Wt., Hammer, Shot, Discus, Javelin. 9 a.m. Info: Gary Kelmenson, 5601 Empire Grade, Santa Cruz 95060 (408) 458-0202.

## September 10

~London, Great Britain. 9th IAAF/Mobil Grand Prix Final.



# SCHEDULE

## Masters

### Track & Field

#### June 12 (Sat)

~Los Gatos. Pacific USAT&F Ass'n. Masters Championships, Los Gatos High School. Bruce Springbett, 220 Oak Meadow Dr., Los Gatos 95030. (408) 354-7333.

#### June 12-18

~New Orleans, LA. US National Senior Sports Classic Senior Olympics. 55+. USNSO, So. Outer Forty Dr., Suite N360, Chesterfield, MO 63017 (314) 878-4900.

#### June 19 (Sat)

~Los Angeles. Southern California USAT&F Ass'n. Pentathlon Championships, Occidental College. Christel Miller, 1740 Grandview Ave. Glendale 91201. (818) 843-2139 until 9 p.m.

#### June 24 (Thurs)

~Los Gatos. Los Gatos Summer Meets. Thursdays at 5 p.m. Los Gatos High School. Bruce Springbett, PO Box 1334, Los Gatos 95030 (408) 354-7333.

#### June 26 (Sat)

~Stanford. Throws Series #17. All Divisions/ Men & Women -- Junior, High School, Open, Submasters, Masters. 35# Wt., Hammer, Shot, Discus, Javelin. 9 a.m. Info: Gary Kelmenson, 5601 Empire Grade, Santa Cruz 95060 (408) 458-0202.

#### June 27 (Sun.)

~Norwalk. SCA/USATF Championships. Cerritos College. Women/Men. Submasters, Masters and Invitational Open. Contact Los Angeles Patriots T&F Organizing Committee, 2301 Hyperion Ave., Suite P, Los Angeles 90027-4711 (213) 662-1062.

#### July 1 (Thurs)

~Los Gatos. Los Gatos Summer Meets. Thursdays at 5 p.m. Los Gatos High School. Bruce Springbett, PO Box 1334, Los Gatos 95030 (408) 354-7333.

#### July 3 (Sat)

~Sacramento. River City Independence Invitational. Sacramento State. SASE to Michael Holzgang, PO Box 255131, Sacramento 95865 (916) 489-7881 (7-9 pm).

#### July 8 (Thurs)

~Los Gatos. Los Gatos Summer Meets. Thursdays at 5 p.m. Los Gatos High School. Bruce Springbett, PO Box 1334, Los Gatos 95030 (408) 354-7333.

#### July 9-11

~Seattle, WA. US Corporate Athletic Assoc. National Track & Field Championships. Seattle, WA. Husky Stadium, University of Washington. Includes: Ekiden, 5K, 10K T&F, Cycling -- Open, submasters, masters, senior teams. Tom Anderson, Event Director, Super Jock & Jill Event Promotions, 305 NE Maple Leaf Place, Seattle, WA 98115 (206) 522-7788 FAX (206) 524-3952.

#### July 10-11

~Columbus, OH. USAT&F National Decathlon/Heptathlon. John White, 4865 Arthur Place, Columbus, OH 43220 (614) 459-2547.

#### July 11 (Sun.)

~Los Angeles. Trojan Masters Meet. USC. Russ Reabold, 1125 N. Stimson, La Puente, CA 91744 (818) 917-6289.

#### July 15 (Thurs)

~Los Gatos. Los Gatos Summer Meets. Thursdays at 5 p.m. Los Gatos High School. Bruce Springbett, PO Box 1334, Los Gatos 95030 (408) 354-7333.

#### July 17-18 (Sat-Sun)

~Eugene, OR. Hayward Classic / USA Track & Field Masters Northwest Regional Championships. Hayward Field, Univ. of Oregon. 30+. Timothy Shelley (503) 343-4610 or 896-3210.

#### July 17 (Sat)

~Stanford. Throws Series #18. All Divisions/ Men & Women -- Junior, High School, Open, Submasters, Masters. 35# Wt., Hammer, Shot, Discus, Javelin. 9 a.m. Info: Gary Kelmenson, 5601 Empire Grade, Santa Cruz 95060 (408) 458-0202.

#### July 22 (Thurs)

~Los Gatos. Los Gatos Summer Meets. Thursdays at 5 p.m. Los Gatos High School.

**BOEING**

**UNUM®**

**iK5**

**THE SPORTS MEDICINE CLINIC**

**CELLULARONE**  
IMAGINE NO LIMITS

Official Hotel  
**Stouffer Madison Hotel**  
206/583-0300

Co-Hosts:  
The Northwest  
Corporate Athletic Association  
AND  
The Sports and Events Council of  
Seattle/King County

Friday July 9  
6:30pm  
40K 5-Stage Relay  
Marymoor Park  
to Husky Stadium

Information on the  
USCAA National  
Track & Field Championships:  
• Events-Super Jock 'n Jill 800/343-4411  
• Ekiden/Registration/Housing-  
Prestige Events 206/562-7048  
• Cycling-Northwest Classics 206/523-3470

We'll See You in Seattle This Summer for The Nationals!!



# SCHEDULE

Bruce Springbett, PO Box 1334, Los Gatos 95030 (408) 354-7333.

## July 29 (Thurs)

~Los Gatos. Los Gatos Summer Meets. Thursdays at 5 p.m. Los Gatos High School. Bruce Springbett, PO Box 1334, Los Gatos 95030 (408) 354-7333.

## July 31-August 1

~Norwalk. USATF West Regional Masters Championships. Cerritos College. Marv Thompson, LAPOC, 2301 Hyperion Ave, Ste. P, Los Angeles 90027-4711 (213) 662-1062.

## August 5 (Thurs)

~Los Gatos. Los Gatos Summer Meets. Thursdays at 5 p.m. Los Gatos High School. Bruce Springbett, PO Box 1334, Los Gatos 95030 (408) 354-7333.

## August 7 (Sat)

~Stanford. Throws Series #19. All Divisions/ Men & Women -- Junior, High School, Open, Submasters, Masters. 35# Wt., Hammer, Shot, Discus, Javelin. 9 a.m. Info: Gary Kelmenson, 5601 Empire Grade, Santa Cruz 95060 (408) 458-0202.

## August 11-14 (Wed-Sat)

~Provo, UT. USAT&F National Masters Outdoor Championships, Brigham Young Univ. Ben Stowell, 1663 Moordale Lane, Salt Lake City, UT 84117. (801) 272-9316.

## September 4 (Sat)

~Stanford. Throws Series #20. All Divisions/ Men & Women -- Junior, High School, Open, Submasters, Masters. 35# Wt., Hammer, Shot, Discus, Javelin. 9 a.m. Info: Gary Kelmenson, 5601 Empire Grade, Santa Cruz 95060 (408) 458-0202.

## September 17-19

~La Jolla. California State Senior Olympics. UC San Diego. 30+. Sam Cohen, 2820 Camino del Rio S., #306, San Diego 92108 (619) 543-0046 or (800) 246-9077.

## September 18 (Sat)

~Kelfield Grand Opening. Tune-up meet for World Championships. All throwing events. Gary Kelmenson, 5601 Empire Grade, Santa Cruz 95050 (408) 458-0202.

## September 24 (Fri)

~Long Beach. Sri Chinmoy Masters Meet. CS Long Beach. (213) 838-4746.

## September 25 (Sat)

~Woodstock, IL. USATF National Masters Weight Pentathlon Championships. Chuck Klehm, 1218 North Route 47, Woodstock, IL 60098 (312) 551-3720.

## October 2

~Santa Barbara. Club West Meet. Santa Barbara City College. (805) 682-9540.

## October 6-17

~Miyazaki, Japan. WAVA World Games. 81-985-32-3376. FAX: 81-985-31-1153.

## October 20-22

~St. George, UT. Huntsman Chemical's Senior Games. 50+. Ken Jolley, 431 W. Tabernacle, St. George, UT 84770 (801) 628-1442.

## Camps / Clinics

### June (dates TBA)

~Santa Cruz, CA. Coach Roy Benson's Nike Running Camp. Adults only. Roy Benson, 5600 Roswell Rd., Ste 355N, Atlanta, GA 30342.

### July 9-13

~Buffalo, New York. XIII International Track & Field Coaches Association Congress & Clinic. (Immediately Preceding the World University Games). Track & Field Events at Univ. of Buffalo Stadium. ITFCA, 1705 Evanston St, Kalamazoo, Michigan 49008.

### July 18-23

~Carpinteria, CA. Gary Tuttle's Distance Running Camp. Cate School. Minimum age is 12 years (unless accompanied by parent or coach). Contact Gary Tuttle, 1410 E. Main Street, Ventura, CA 93001 (805) 643-1104.

### July 19-August 12 (M, Tu, W, Th)

Union City. James Logan Track & Field Camp. At James Logan High School. 5-6:30 p.m. Male & Female. All ages. Senior citizens welcome. All track and field events including javelin, hammer, decathlon & heptathlon. For information contact Lee Webb (510) 471-2520 ext 4113 or (510) 505-9557 evenings.

### August 1-6

~Arcata, CA. Humboldt Distance & Steeple Camp. David Wells, Director. Ages 12 to adult. David Wells, Humboldt State Athletics, Arcata, CA 95521 (707) 826-5955.

### August 2-8 (Mon-Sun)

~Lake Tahoe, CA. Camp Fleet Feet. Fitness Sports Camp. Camp Fleet Feet, 4455 Arden Way, Sacramento, CA 95864. (916) 972-1119.

### Aug. 1-6, 8-13

~Lake Tahoe, CA. 9th Annual Runner's Workshop Cross Country Running Camps. (Coed - Ages 12 & Older). For more info contact Mark & Rene Celestin, Coordinators: (310) 493-7545. Runner's Workshop Inc., P.O. Box 5028, Los Alamitos, CA 90720.

### August 8-13

~Prescott, AZ. 9th Annual Runner's Workshop Cross Country Running Camps. (Coed - Ages 12 & Older). For more info contact Mark & Rene Celestin, Coordinators: (310) 493-7545. Runner's Workshop Inc., P.O. Box 5028, Los Alamitos, CA 90720.

### August 8-14

~Azusa. Steve Scott & ASICS Cross Country and Track Workshop. Azusa Pacific University. Training with heart rate monitors and training methods of world's best distance runners. Trails and mountains of Southern California. Contact Irv Ray (818) 969-3434 ext 3294.

### Aug. 24-29, Aug. 30-Sept. 4

~Catalina Island. 9th Annual Runner's Workshop Cross Country Running Camps. (Coed - Ages 12 & Older). For more info contact Mark & Rene Celestin, Coordinators: (310) 493-7545. Runner's Workshop Inc., P.O. Box 5028, Los Alamitos, CA 90720.

### August 9-13

~Grouse Ridge, CA. High Altitude Runner's Camp. Nick Vogt, Director. High School age and up. X-C and triathlon focus. Trails at 7700 ft. Nick Vogt, 1025 Grange Rd., Meadow Vista, CA 95722 (916) 878-0697.

### August 14-19

~Stanford, CA. Coach Roy Benson's Nike Running Camp. Ages 10 and up. Roy Benson, 5600 Roswell Rd., Ste 355N, Atlanta, GA 30342.

## COACHES and MEET DIRECTORS...

...we want to know your  
schedule -- please  
send information on  
your invitational or clinic.

Thanks!



# California Track News

California's Source ...  
Track & Field ■ Cross Country

Now in its nineteenth year, **California Track News** is devoted exclusively to California track, field and cross country coverage. **California Track News** is a vital and important source of information -- high school, college, open, masters.

✓ RESULTS ✓ SCHEDULE ✓ PHOTOS  
✓ RANKINGS ✓ INTERVIEWS ✓ SPECIAL FEATURES

-----Subscribe Today!-----

**YES!** I'd like to receive **CALIFORNIA TRACK NEWS** in the mail. Please start sending **CTN** to me at the address indicated below. My check/money order (to cover postage and handling) is enclosed.

Name \_\_\_\_\_

Address \_\_\_\_\_

City/State/Zip \_\_\_\_\_

- \$20.00    1 year/11 issues
- \$35.00    2 years/22 issues
- \$46.00    3 years/33 issues

Send to: **CTN**  
4957 E. Heaton Avenue  
Fresno, CA 93727



Now is the Time to Focus our Efforts

# Marketing Track & Field

By David Malnes, Fresno State Athletics

**T**rack and field is the most exciting, dramatic, diverse sport existing today. Why is it that people look at me weird whenever I have the opportunity to make my profound statement? Is something wrong with me, or am I completely out of the mainstream of the "normal, American Sports Fan"? I can talk NFL football with the best of them, but the sport of track and field gets the big yawn except around Olympics time.

I am responsible for marketing and promoting for the Fresno State Athletic Department and this issue troubles me. Every day, my duties revolve around developing ways to effectively market and promote the sixteen sponsored sports of the University, especially football and basketball. It troubles me to see the lack of response and support I see for the sport of track and field--a sport I deeply love and appreciate.

In the past few years, I have had great experiences in collegiate athletic marketing. My goal of this article is to apply this knowledge to the sport of track and field. My hope is that the following opinions and observations will create a small spark and maybe ignite a wild-fire of interest and commitment towards solving the problem within the track and field community so we can regain the limelight our sport received a number of years ago.

**I** feel the track and field community has not put together an extensive study of the sport and properly find out the reasons why people decide or not decide to attend a track and field meet. Many surveys are performed at professional sport franchises (baseball, basketball). The information generated by the survey is successfully implemented into campaigns and programs to draw people to the ballpark/arena. Survey information is also constantly updated in order to determine the changing needs and wants of the consumer. A properly conducted marketing survey will allow one to find out why people come to meets, and what are the demographics of the people who are the casual fans and have an actual interest in track and field. A comprehensive

marketing plan can be developed with a specific target in mind. Survey questions should ask what do people like about track and field meets? What would they like to see at a track and field meet?

**2** I strongly recommend we do not entirely rely on the opinions of track coaches, officials, and track and field "nuts". They simply have had their chance and it is evident that their ideas (or lack of) do not seem to be working, nor is there a comprehensive plan or vision for the future. Instead of adapting to a rapidly changing market, the track and field "community" are relying on the same programs and procedures of the early 20th century. Again and again, there is more willingness to only try concepts which worked twenty years ago.

It is interesting to follow in the newspapers the similar plight of professional baseball. Recent numbers of declining interest, especially in the area of broadcasting, are forcing leaders to scramble and find new ideas to turn the tide. Baseball and track are similar in that they have relied so stringently on maintaining traditions. Ideas being seriously considered by professional baseball would have caused an uproar ten years ago (inter-league play, etc.).

I feel for track and field to succeed and enjoy the immense popularity it once enjoyed, we need to be INNOVATIVE. The sports that are doing well in the public's eye are ones who are trying new things that nobody else does. This strategy has been the formula for success in all profitable companies in today's tough marketplace. I recommend we sincerely ask or hire the general public for ways to create interest within the general public. Adopt a "let's try this" mentality within the track and field community (coaches, officials, and "track nuts") instead of "we can't do that because...and besides, we have been doing it this way for the past twenty years."

**3** In the past few years of marketing and promoting NCAA Division I athletic events, I

have seen the following:

- a. People do not like to sit in the stands for an extended period of time, no matter how exciting the event. People get very restless after only two hours. It amazes me to see the number of people who leave a football game in the fourth quarter no matter how close the game. At today's track and field meet, only mothers and truly devoted fans will stay in the stands for the entire meet, and we, unfortunately, know how few people make up this group.
- b. People want to be informed of what is going on in front of them at all times.
- c. People enjoy being a part of an exciting atmosphere. Restaurants and retail outlets spend millions of dollars to create a special type of atmosphere. Even companies spend big bucks on determining package designs. Believe me, the same philosophy of creating an exciting atmosphere is now being applied in professional sports (watch an NBA game on television) and is just starting to be applied on the collegiate scene.
- d. The informer/public address announcer HAS to be entertaining as well as informative. I don't mean that the person starts telling jokes, but they need to have an enthusiastic approach and voice to complement the event. I feel this is essential in creating an atmosphere of excitement (e.g. circus ringleader). There is nothing more boring than going to an event (especially track and field), and listening to a monotone announcer who rarely speaks when there is plenty of action on the field, or worse yet, never knows when to keep quiet. People want to be informed and entertained, yet not overwhelmed.
- e. People want to root for somebody, whether it be a team or an individual. Currently in the United States, track and field meets are not attracting people to come out and root for the home team, nor are there enough World Class meets held in this country for fans to identify with and support. Most people (except the 1% rep-

*continued next page...*

representing the "track nuts" who know everything) only know one or two of the local stars at a major track meet, since very few of the superstars compete at home.

Have you noticed that fans at track meets will root hard for anybody they have an association with, whether it be the home team wearing the home colors, or the poor little girl who lost her shoe and comes hobbling in at the finish line way behind the other runners? All people can relate to the little girl. At the last two S&W Modesto Relays, the loudest cheers are during the local High School 4x100 relays.

Track and field needs to build a relationship with the fans so they can root for or against a particular opponent. This concept can also be used as an example in the great interest associated with legendary track and field rivalries of the past. (Carl Lewis vs. Ben Johnson, Mary Staney vs. Zola Budd, Steve Ovett vs. Sebastian Coe, Rafer Johnson vs. C.K. Yang).

**4** Define your competition! In many ways, the biggest competitor of track and field is the television. Track and field has entered the same plateau of interest as classic novels--nobody has the time and it's labeled as boring. Television has taken over the recreational interest of society through instant stimuli, short attention span, and limited intelligence. So... what can track and field do?

We can't possibly compete with television, nor can track and field make a dent in changing television viewing habits, so we need to develop strategies and techniques that can work successfully with television. We need to strongly consider the length of track and field meets, provide non-stop action, and use plenty of "showmanship" or "atmosphere" in order to provide a proper and exciting form of entertainment.

**5** Now is the time for track and field to experiment, try different ideas, and maybe, just maybe, track and field would fall into something that will stimulate great interest. Many times in my promotional and marketing career I felt certain an idea would be great and a big hit among fans -- yet fail miserably! On the other hand, I felt a certain idea would be a bomb, then turned out to be a great and popular idea. The key is the willingness to experiment and to try ideas while constantly adapting and mixing previous successes together to form a solid foundation.

**6** The California/Nevada Coaches Association is considering having a California College State track and field meet. I feel prompted to ask the following questions: Why a California University State track meet? Is this something really new or different for the average sports fan? Has anyone thought about who would come and why if they haven't before?

As a track fan, I love the idea, but what about the average sports fan? Who are you trying to target to come to the meet or watch the meet on television? These are questions each promoter must try and answer, because one needs to have the answers in order to have a successful event. Again, the key is putting together a detailed marketing plan. I think it would be a negative if the track and field meet was televised and very few people are in the stands. Here is a great opportunity to display to the viewing public that Collegiate track and field is alive and well in California.

**7** Finally, a concept I think ought to be tried on the collegiate ranks is the TRUE TEAM FORMAT developed in Minnesota. Eight lanes, eight teams, two competitors per team per event, easy scoring, easy to follow. The "Big Meet" format of having a myriad of teams and participants is tough to sit through. The TRUE TEAM FORMAT focuses on a team concept instead of relying of a few number of individuals to score all your points, or one team to focus on a certain specialty. This concept works best by having separate male and female track and field meets due to the time considerations.

## CONCLUSION

I love and appreciate the sport of track and field and would love to see the event prosper at all levels in the United States. Needless to say, track and field is at a crossroads and will take the courage and the hard work of a few individuals to help save the sport. Speaking as an athletic administrator, I think most people don't realize how serious the budget situations are at most schools, plus the impact that the gender equity issue will have on all athletic programs. A sport with the least amount of "support" will be the first to be cut either to save money or make things "gender equal". Once a few programs are cut, it makes track much easier to cut by other administrators, almost like a "snowball effect". Once things get rolling, it will be almost im-



possible to stop, not even by the court system.

Track and field coaches immediately blame athletic administrators for completely ignoring the sport of track. With all the troublesome issues surrounding football and basketball, an athletic director simply does not have the time and will only devote time for sports that bring revenue back to the University. Believe me, a group of athletic directors did not sit in a smoke-filled room one day and decide football and basketball will be the sports to focus on and to make them immensely popular. These sports are by-products of the interests and enthusiasm of the community and were effectively promoted, positioned, and managed by the movers and shakers of the sport at that time. Athletic Directors are simply hired to manage each sport and maximize the potential revenue of the community.

My final note is that most athletic administrators have unique ways to evaluate programs. Isn't the first question asked by your athletic director is how did you do at the conference meet, the one and only meet of the year? This is another reason why I believe in the TRUE TEAM FORMAT. Athletic administrators like won-lost records. You can bet that smart track coaches will regularly schedule meets against equal competition in order to look good. Plus, the TRUE TEAM FORMAT is much easier to understand in comparison to the current variety of qualification standards in order to compete at the National meet.

Let's act now and make decisions that will improve track and field as a whole and not just to benefit or protect our own program. The reservoirs are running dry and the time is close where others will simply remove the dam.



# SoCAL DIARY

By Bill Minarik

## April 5

There were a multitude of Invitationals last week, but very few of them scoring. At the Bishop Amat Relays, the Nogales boys were 60-52 winners over runner-up Diamond Bar while the San Marino girls out ran runner-up San Marcos 71-58. The Yucaipa boys ran away from runner-up Perris 117-74 at the Norco Invit while the Etiwanda girls edged Fontana 76-72.

In A Community College Tri-Meet, the Golden West men took it to San Diego Mesa and Rancho Santiago 80-62-38, while the powerful Mesa women routed G.W. & Rancho 105-31-28. At U.C. Riverside, the UCR Invitational gave the fans a preview of the SoCal and State Community College meets as Riverside CC and Long Beach CC met head-to-head in most of the events. Based on their showing here, it looks like the Vikings may be the best bet at State time.

At Golden State Athletic Conference Championships at UCSB, there were no real surprises as the Azusa-Pacific men and women were runaway winners. The Westmont men, however, did pull off a small surprise by edging Pt. Loma for 2nd.

In the SCIAC, the Pomona-Pitzer and Redlands men both defeated Occidental by scores of 84-78 and 101-61. The Oxy women fared only slightly better losing to P-P 78-58 and defeating Redlands 91-40. The Claremont-Mudd men and women took 3rd & 5th respectively in a multi-team meet involving CS Stanislaus, Humboldt St., CS Chico, CS Bakersfield, and San Francisco State.

## April 12

The Arcadia Invitational was the focal point of high school action last week and, as usual, Marion Jones was the focal point of the meet. The North Carolina bound senior from Thousand Oaks cruised to an 11.48-23.49 sprint double and then set a meet record in the Long Jump with a 20-9 1/4 effort. The big surprise of the meet, however, came from Bell Gardens freshman Michael Granville, who destroyed the national frosh record in the 800 with a 1:51.61 clocking.

At Westwood, the UCLA men were easy 84 1/2-54-27 1/2-27 winners over Houston, Colo-

rado and CS Northridge although the Matadors defeated Colorado in the dual meet scoring. The UCLA women won just as easily 70-42-33-29 over Houston, CSN, and Colorado, with CSN out-scoring the Cougars and Buffalos in the duals.

In the Big West, CS Long Beach continued to be tough, taking both the men and women's 4-way meets 179-169-129-100 over UCSB, UC Irvine and CS Fullerton in the men's competition and 180-155-138-53 over UCI, UCSB, and CSF in the women's.

In a CCAA 3-way affair at CS Bakersfield, the Cal Poly SLO men and women were equally successful against CS Los Angeles and CS Bakersfield by scores of 70-59-37 and 66-50-33.

## April 19

As is typical, last week in SoCal saw trackers at every level of competition make their way to the big dual at Mt. SAC for 4 days of non-stop track & field competition. Prep phenom, Mike Granville of Bell Gardens followed up his record-setting performance at Arcadia last week with a state freshman record 48.4 in the 400.

At the Community College level, Long Beach CC demonstrated how powerful their corps of hurdlers is, as they set a national record in the shuttle hurdle relay of 57.08. Another national record was set in the hammer throw where San Diego Mesa sophomore Dave Loshonkohl upped his own record to 212-1. Dave, by the way, is another one of the fine throwers produced by the husband and wife team of Kent and Ramona Pagel, whose efforts have elevated the Mesa throwing program to the best in the California Community College system.

In the open division at Mt. SAC, USC's Inger Miller looked like she was following in her father's footsteps as she was an easy winner in the sprints with times of 11.11 and 22.33. The Santa Monica Track Club demonstrated why they are the class of the world as the Carl Lewis anchored 400 relay team out-raced the British Commonwealth team in a sizzling 38.00.

In some other meets, at the Tustin Relays the Rowland boys just edged St. John Bosco 41-40 1/2, while the El Toro girls ran away

from the runner-up Santa Margarita ladies 65-34.

In some featured SCIAC dual meets, the Pomona Pitzer women stopped Claremont-Mudd 79-49, while the Claremont-Mudd men eased by Redlands 93-70 to take the favorites position in the Conference Meet coming up in 2 weeks.

## April 26

The only major high school action taking place last week was at Trabuco Hills High where the champions of Orange County were determined. At that one, the Foothill boys edged Esperanza 62-58 while the Esperanza girls were comfortably ahead of Mission Viejo 57-42.

At the 4-year College level, the UCLA-USC meet was the big show in town. With Arizona thrown in as an additional dual meet opponent, it was still the Bruins all the way in both men and women's competition. The Bruin men prevailed 103-57 and 97-61 over the Trojans and Wildcats, while the Lady Bruins did likewise 87-47 and 88-47.

## May 3

While most of the high schools were finishing up their dual meets, the Community Colleges were having their Conference Finals. There were no real surprises in the South Coast Conference where the Long Beach men and Mt. SAC women racked up point totals of 281 & 253 respectively. Likewise in the Orange Empire Conference where Riverside finished comfortably ahead of runner-up San Diego Mesa in both men and women's divisions with points of 253 and 222. In the Western States Conference, Moorpark's men had only 2 firsts, but scored in 19 out of 20 events to defeat defending champ Bakersfield 198-163. The Santa Monica women were runaway 210-125 winners over runner-up Moorpark. At the Foothill Conference, the Citrus men edged San Bernardino 108-104, while the Antelope Valley women destroyed the field and runner-up Citrus 112-48.

In a double dual meet at UCLA, the Bruin men and women were both winners over BYU and Cal Poly SLO by scores of 97-64, 105-43 and 70-65, 102-29. Dawn Dumble of the Lady

continued next page...

# SoCAL DIARY

Bruins posted the day's best marks with a nifty 56-1 and 184-1 weight double.

At the SCIAC Conference Meet, Claremont-Mudd's men finished comfortably ahead of Redlands 176-135, while the Pomona-Pitzer women had a big 139-88 edge over runner-up Occidental. It is notable that the Occidental men had only a 4th place finish. With a team that was dominated with big point seniors, it looks like the once national powerhouse could be relegated to doormats in it's own Conference by next season.

The California Community College track teams have been blessed with a number of fine throwing programs -- San Diego Mesa, Citrus, Moorpark and Bakersfield; just to name a few. Next season that number will increase by one as Eddie Arcaro, former U.S. National team member in the Hammer Throw will take over the throwing program at nearby Glendale College.

## May 10

In the Big West Conference Championships at UC Irvine, the University of Nevada-Reno

showed that their men were almost an even trade for Fresno State, as they out-pointed pre-conference favorite Utah State 230-196. However, the Utah State women came back to surprise UNLV 141-117 to grab their first Big West title.

At the NAIA District III meet, it was business-as-usual for host Azusa Pacific, as both the AP men and women breezed by scores of 269-168 and 214-144 over runner-up Pt. Loma.

At the SoCal Community College preliminaries, Long Beach CC's men appear to have the edge over Riverside, as the Vikings had the most individual qualifiers with 24 and had both of it's relay teams post the fastest times of the day. Riverside may have made a fatal mistake in the 1600 relay when they dropped the stick and DNQd with a team which had already run 3:10.

In the women's qualifying, both San Diego Mesa and Riverside appear to have the biggest point potentials with Mt. SAC close behind.

While the SoCal prelims are usually a low-keyed event, this meet gave rise to the ugly-

est incident I have ever seen in track. It all started in the 400 where one of the male athletes scratched. Based on a long-standing rule, if you scratch from one event after the formal scratch meeting, you must scratch from any subsequent events you are entered in. However, when it came time for the 1600 relay, the same athlete came to the starting line. The official's disqualified the runner and his team did not qualify. After the 1600 relay, words were exchanged between members of the competing 1600 relay teams and fights began breaking out. In one incident, which in my opinion was one of the most cowardly I have ever seen, an athlete came up behind a coach and broke a chair over his head. Soon, athletes from other teams streamed onto the field before the coaches were able to restore order. Fortunately, cooler heads had prevailed by the time the police arrived. The end results to this incident was that five athletes from two different teams were disqualified from further competition.

## CHEAP PRINTED T-SHIRTS

- ▼ Factory "Seconds"
- ▼ Minor "Misprints"
- ▼ Production Overruns

Specify size(s) and preferred color(s) ... various running events, etc. If not satisfied, return for refund, less shipping charges.


2 for \$5 ▲ 5 for \$10 ▲ 12 for \$20

Shipping Included

Add \$1/shirt for long sleeves

**JACK'S ATHLETIC SUPPLY**  
P.O. Box 459 San Carlos, CA 94070  
(415) 595-2249

## Track & Field Headquarters




**THE BIBLE.** Track & Field News is the sport's monthly magazine. It's the way American fans have kept up with track for more than 40 years. \$31 yr.

**GREAT TRACK HOLIDAYS.** T&FN's tours division has taken more than 10,000 fans to the Olympics, the Track & Field World Championships, Olympic Trials, etc. since 1952.



Ask for information about our tour to the 1992 Olympic Trials in New Orleans, the 1993 Worlds in Stuttgart, etc.



**BOOKS.** T&FN is the world's foremost publisher and distributor of track & field books.

Write for our complete catalog.

**Track & Field News, 2570 El Camino Real, Suite 606, Mountain View, CA 94040. 415/948-8188.**



# HIGH SCHOOL BEST MARK LISTS

From KEITH CONNING

## ◆ California

The California record is listed after the event. Abbreviations: A=mark made at altitude (above 1,000m); -=senior; \*=junior; \*\*=sophomore; \*\*\*=freshman; ?=unknown year and/or first name.

Sections: CCS=Central Coast, CS=Central, LAS=Los Angeles, NCS=North Coast, NS=Northern, OS=Oakland, SFS=San Francisco, SJS=Sac-Joaquin, SDS=San Diego, SS=Southern.

### Boys

Through May 2

#### 100 Meters (10.25)

10.61 -Anthony Voisan (Merced, SJS)  
10.62 -Paul Turner (Univ City, SDS)  
10.64 -Lindsay McDonald (Merced, SJS)  
10.65 \*\*Bryan Howard (Cyn Spr, SS)  
10.76 -Kevin Devine (Nogales, SS)  
10.76 -Shon Lewis (Wilcox, CCS)

Wind-aided:

10.73 \*Jamie Houston (Lemoore, CS)

#### 200 Meters (20.50A)

21.47 -Anthony Voisan (Merced, SJS)  
21.50 -Lindsay McDonald (Merced, SJS)  
21.59 -Jack Beloney (Oak Grove, CCS)  
21.59 -Edward Turner (Morningside, SS)  
21.64 -Kevin Devine (Nogales, SS)  
21.65 -Jarron Turner (MIPleas, CCS)  
21.71 -Calvin Harrison (NSalinas, CCS)  
21.79 ?Kory Jones (Fremont, LAS)  
21.80 ?Moore (San Benito, CCS)  
21.80 -Rob Rice (Mt. Pleasant, CCS)

Wind-aided:

21.56 \*\*Bryan Howard (Cyn Spr, SS)  
21.80 ?Demond Birks (Eisenhower, SS)  
Hand-timed:  
21.2 \*Andre DeSaussure (Taft, LAS)

#### 400 Meters (45.09)

46.32 -Calvin Harrison (NSalinas, CCS)  
47.05 -Edward Turner (Morningside, SS)  
47.29 \*Andre DeSaussure (Taft, LAS)  
47.75 -Jack Beloney (Oak Grove, CCS)  
48.21 -Derek Favorite (Cen, Coro, SS)  
48.25 \*\*Mike Russell (DiaBar, SS)  
48.2 -Jimmie Johnson (MissSJ, NCS)  
48.40 \*\*\*Michael Granville (Bell G, SS)  
48.45 \*\*Steve Campbell (Alloma, SS)

#### 800 Meters (1:47.31)

1:49.50 -Brian Wilkinson (Merced, SJS)  
1:51.61 \*\*\*Michael Granville (Bell G, SS)  
1:52.03 \*Vondre Armour (Bkfld, CS)  
1:52.89 -Colin Dean (O'Dowd, NCS)  
1:53.04 -Adrian Garcia (Roosevelt, CS)  
1:53.54 -Tad Heath (Foothill, SS)

1:53.82 \*Mike Wenz (Canyon-CC, SS)  
1:54.3 -John Lockard (Logan, NCS)

#### 1,500 Meters (3:46.4)

3:56.0 -Ryan Wilson (Agoura, SS)  
3:56.8 -Morris Giddens (Gardena, LAS)  
3:57.0 \*\*Brett Strahan (Hart, SS)  
3:57.75 \*Jamie Martinez (Orange, SS)  
3:58.28 \*Eric Dunn (Arroyo Grande, SS)  
3:59.3 -Paul De La Cerda (Hart, SS)

#### 1,600 M (3:59.4 Mile)

4:13.14 -Ryan Wilson (Agoura, SS)  
4:13.90 \*\*Jason Balkman (Lynbrk, CCS)  
4:14.62 -Morris Giddens (Gardena, LAS)  
4:14.77c \*Eric Dunn (Arroyo Grande, SS)  
4:15.57 -Paul De La Cerda (Hart, SS)  
4:15.58 -Nazario Romero (SPasq, SDS)  
4:16.1 -Chad Wenger (Mira Mesa, SDS)  
4:16.7 ?Gavin Klinger (Hart, SS)

#### 3,000 Meters (8:07.60)

8:33.1 -Margarito Casillas (Hoover, SS)  
8:33.7 \*\*Jason Balkman (Lynbrk, CCS)  
8:34.7 \*Matt Farley (Jesuit, SJS)  
8:36.4 \*Jamie Martinez (Orange, SS)  
8:41.2 -Jason Persheid (Jesuit, SJS)  
8:42.5 -Jim Cera (Upland, SS)  
8:44.0 -Shawn Frack (Esperanza, SS)  
8:45.03 -Ricardo Brewer (North, CS)  
8:46.39 ?Ben Flamm (Hunt Bch, SS)

#### 3,200 M (8:36.3 2 Miles)

9:05.11 \*Matt Farley (Jesuit, SJS)  
9:06.90 \*\*Jason Balkman (Lynbrk, CCS)  
9:08.3 \*Jamie Martinez (Orange, SS)  
9:14.12 -Ricardo Brewer (North, CS)  
9:14.14 -Margarito Casillas (Hoover, SS)  
9:15.7 -Jason Persheid (Jesuit, SJS)  
9:17.7 -Jim Cera (Upland, SS)  
9:20.29 -Gilbert Serrano (Pt. Loma, SDS)

#### 110-Meter HH (13.41)

14.31 -Gerald Stamps (Muir, SS)  
14.45 ?Reuben Parrish (Atwater, SJS)  
14.48 \*Larry Parker (Bakersfield, CS)  
14.49 -Andy Colbert (Muir, SS)  
14.51 \*Gerimi Burleigh (Upland, SS)  
14.53 -Danny Perryman (Lemoore, CS)

continued next page...

## ❖ United States

These lists contain the best United States high school marks (indoor and out) of the 1992-1993 prep season. The current national record (as recognized by Track & Field News) is listed at the head of each event followed by the site and date.

Symbols: c=converted mark, HSR=High School Record, i=indoor, =after name indicates foreign athlete attending U.S. school. Classes: \*\*\*=frosch, \*\*=soph, \*=junior, -=senior, ?=unknown.

### Boys

Through May 20, 1993

#### 100 Meters

HSR: 10.13 Derrick Florence (Ball, Gaiveston, TX), Towson, MD, 6/28/86  
10.38 -Tony McCall (Forest, Ocala, FL)  
10.47 -Jonathan Burrell (Marshall, Cleveland, OH)  
10.48 \*Jermaine Stafford (Franklin, Rochester, NY)

#### 200 Meters

HSR: 20.13 Roy Martin (Roosevelt, Dallas, TX), Austin, TX, 5/11/85  
20.78 -Charles Mitchell (Waco, TX)  
20.90 -Jonathan Burrell (Marshall, Cleveland, OH)  
21.09 -Tony McCall (Forest, Ocala, FL)

#### 400 Meters

HSR: 44.69 Darrell Robinson (Wilson, Tacoma, WA), Indianapolis, IN, 7/24/82  
46.20 \*\*Desmond Johnson (St. Augustine, New Orleans, LA)  
46.23 -Calvin Harrison (North Salinas, Salinas, CA)  
46.35 \*Marion Ramsey (West Brook, Beaumont, TX)

#### 800 Meters

HSR: 1:46.58 George Kersh (Pearl, MS), Sacramento, CA, 6/13/87  
1:49.42 -Jeremy Stallings (Stanton, TX)  
1:49.50 -Brian Wilkinson (Merced, CA)  
1:50.16 ?Josh Smith (Mountainbrook, AL)

#### 1,600 Meters


HSR: 3:55.3 mile Jim Ryun (East, Wichita, KS), San Diego, CA, 6/27/65  
4:09.53 -Brian Klein (Gonzales, TX)  
4:10.10 -Ari Rodriguez (Corona del Sol, Tempe, AZ)  
4:10.52 -Jason Lunn (Dulles, Sugar Land, TX)

#### 3,200 Meters

HSR: 8:36.3 (2 miles) Jeff Nelson (Burbank, CA), Westwood, CA, 5/6/79  
9:01.76 \*\*Brad Hauser (Kingwood, TX)  
9:02.43 -Jason Lunn (Dulles, Sugar Land, TX)  
9:02.73 \*Bob Keino' (Ridgewood, NJ)

#### 110 Hurdles

HSR: 13.30 Chris Nelloms (Dunbar, Dayton, OH), Dayton, OH, 5/26/90  
13.61 -Joe Manor (Reagan, Austin, TX)  
13.65 -Dwayne Riley (Klein Forest, Houston, TX)  
13.94 ?Greg Hines (Whitman, Huntington Station, NY)  
13.7 -Shannon Sidney (Russelville, AR)



**BRIAN WILKINSON**

Photo by Bill Cockerham

continued next page...

## ◆ California

14.59 \*Bryan Jones (Arroyo Gr, SS)  
14.61 \*Jason Medearis (Hart, SS)

### 300 Hurdles (35.32)

37.20 \*Kenny Haslip (Muir, SS)  
37.71 \*Kyle O'Neal (Bella Vista, SJS)  
38.52 ?Reuben Parrish (Atwater, SJS)  
38.72 \*Jason Medearis (Hart, SS)  
38.83 -Charlton Jordan (Wash, LAS)  
38.89 ?Williams (River City, SJS)  
38.99 ?Ricky Velasco (Bellarm, CCS)  
39.04 -Byron Casey (American, NCS)  
39.07 ?Brownlee (Hamilton)

### 4 x 100 (40.24)

41.43 Muir, SS  
41.68 Merced, SJS  
41.86 Canyon Springs, SS  
41.97 Poly, Long Beach, SS  
42.13 University City, SDS  
42.0 Dorsey, LAS  
42.27 Inglewood, SS  
42.31 Highlands, SJS  
42.34 Morningside, SS

### 4 x 400 (3:07.40)

3:17.3 Muir, SS  
3:17.5 Bakersfield, CC  
3:17.83 Foothill, SS  
3:18.62 Morningside, SS  
3:18.84 Dorsey, LAS  
3:19.23 North Salinas, CCS  
3:19.36 Alta Loma, SS  
3:19.49 Poly, LB, SS  
3:21.70 St. Mary's, NCS  
3:22.6c Highlands, SJS  
3:23.46 Diamond Bar, SS

### 4 x 800 (7:41.4+)

7:55.0 Bakersfield, CS

### 4 x 1,600 (17:13.2 4 x Mile)

17:33.72 Hart, SS  
17:54.01 Arroyo Grande, SS

### Sprint Medley (3:21.15)

3:28.72 Merced, SJS  
3:32.74 Bakersfield, CS

### Distance Med. (9:56.3)

10:16.07 Canyon, Santa Clarita, SS  
10:16.89 Agoura, SS  
10:22.63 Merced, SJS

### High Jump (7-4 1/2)

7-2 \*Jeremy Fischer (Camarillo, SS)  
7-0 1/2 \*Art Lloyd (Eisenhower, SS)  
6-10 3/4 \*Jim Romero (Baptist, SS)  
6-10 1/2 \*Jay Lim (Sonora, SS)  
6-10 -Brian Carlson (Katella, SS)  
6-10 -Martin Hilke (Cresc Valley, SS)  
6-10 -Macon (Downey, SS)

6-10 ?Mansfield (Canyon-CC, SS)  
6-10 ?Randy Martin (Clovis West, CS)  
6-10 -Mike Woolery (Clovis West, CS)  
6-10 -David Shumsky (Palisds, LAS)

### Pole Vault (18-2)

16-7 \*Scott Slover (Leland, CCS)  
16-7 -Tye Harvey (Sonora, SJS)  
16-4 -Jesse Stern (Harv-Westike, SS)  
16-3 -Brandon Vance (LGatos, CCS)  
15-10 \*Robby Weighall (Highland, CS)  
15-9 -Jeremy Parker (Upland, SS)  
15-7 -Jason Rice (Fallbrook, SDS)  
15-6 -Jason Hinkin (St. Francis, CCS)  
15-6 -Chris Buddin (Orange Glen, SDS)

### Long Jump (26-4 3/4)

24-1 3/4 -Edward Turner (Morningside, SS)  
23-10 \*Jackie Frazier (Madera, CS)  
23-10 -Jimmi Banks (SLeandro, NCS)  
23-8 1/4 -Leandell Childs (Inglewood, SS)  
23-8 -Derrick Mitchell (Mt. Eden, NCS)  
23-7 1/2 -Del Brown (Livermore, NCS)  
23-6 1/2 -Louis Morales (Reedley, CS)

### Triple Jump (53-6 1/2)

48-2 -Derrick Mitchell (MtEden, NCS)  
48-1 -Xavier Howell (L Bch Poly, SS)  
48-1 -Shamore Walker (MorVly, SS)  
47-11 1/2 -Tony Parrish (Marina, SS)  
47-11 1/2 -Mel Moutry (Beverly Hills, SS)  
47-9 3/4 \*Von Ware (RBUenaVista, SDS)  
47-9 1/2 ?Ty Gaines (Palmdale, SS)  
Wind-aided:  
48-6 1/4 \*Von Ware (RBUenaVista, SDS)  
48-1 ?Baskin (Helix, SDS)

### Shot Put (76-2)

63-11 -Tyson Lingenfelter (Upland, SS)  
60-7 1/2 -Chad Peare (Trabuco Hills, SS)  
56-5 3/4 -Chris Conrad (Brea, SS)  
56-2 -Geoffrey Elbert (YerbaBu, CCS)  
55-11 1/2 -T.J. Brown (Mission Viejo, SS)  
55-9 -Jason Young (PiedHills, CCS)  
55-7 \*Chris DeMartini (St. Ign, CCS)  
55-6 1/2 ?Phil Fonua (Mira Costa, SS)

### Discus (210-8)

191-11 -Chad Peare (Trabuco Hills, SS)  
176-5 -Tyson Lingenfelter (Upland, SS)  
174-4 -Jaime Bermudez (Highlands, CS)  
173-2 -Travis Nutter (AmadVly, NCS)  
173-2 \*Chris DeMartini (St. Ign, CCS)  
170-6 ?Staat (Bakersfield, CS)  
170-4 -Matt Stewart (Esperanza, SS)  
169-5 ?Scott Bein (St. Francis, CCS)

### Hammer (219-2)

182-5 -David Charlesworth (LGat, CCS)  
175-2 -Bill Stengele (Los Gatos, CCS)

## ❖ United States

### 300 Hurdles

HSR: 35.32 George Porter (Cabrillo, Lompoc, CA), Walnut, CA, 5/25/85  
36.89 -Raymond Austin (Eisenhower, Lawton, OK)  
36.93 -Quinton Milner (South Oak Cliff, Dallas, TX)  
36.7 \*Lee Hutton (La Marque, TX)

### 4 x 100


HSR: 40.09 Jasper, TX, Austin, TX, 5/10/91  
40.45 Permian (Austin, TX)  
40.4 Johnson (Austin, TX)  
40.56 T. C. Williams (Alexandria, VA)

### 4 x 400

HSR: 3:07.40 Hawthorne, CA, Austin, TX, 4/6/85  
3:13.07 West Brook (Beaumont, TX)  
3:13.85 South Oak Cliff (Dallas, TX)  
3:13.9 Jefferson (Port Arthur, TX)

### High Jump

HSR: 7-6 Dohel Edwards (Cedar Shoals, Athens, GA), Athens, GA, 7/9/83  
7-3 1/2 \*Billy Green (Ruston, LA)



**TYSON LINGENFELTER**

Photo by Bill Cockerham

7-2 1/4 -Jeff Nadeau (Monroe, Sepulveda, CA)  
7-2 -Charles Ford (Judson, Converse, TX)  
7-2 -Jeremy Fischer (Camarillo, CA)  
7-2 ?Kevin Schleicher (Zephyrhills, FL)  
7-2 \*\*Ivan Wagner (Roosevelt, San Antonio, TX)

### Pole Vault

HSR: 18-2 Brandon Richards (San Marcos, Santa Barbara, CA), Eugene, OR, 7/11/85  
16-9 3/4 -Tye Harvey (Sonora, CA)  
16-9 ?Steve Jesulaitis (Klein Oak, Spring, TX)  
16-7 -Eddie Harrison (King, Corpus Christi, TX)  
16-7 \*Scott Slover (Leland, San Jose, CA)

### Long Jump

HSR: 26-9 1/4 Dion Bentley (Penn Hills, Pittsburgh, PA), Santa Fe, Argentina, 6/23/89  
25-7 3/4 -Marvin Forde (Uniondale, NY)  
25-2 -Jared Hansen (Parma, ID)  
24-11 1/2 \*Troy Twillie (Sidell, LA)

### Triple Jump

HSR: 53-9 1/4 Brian Tabor (Clarke Central, Athens, GA), Columbus, OH, 6/11/89  
52-2 3/4 \*Andre Scott (Seminole, Sanford, FL)  
51-0 -James Beckford (Boone, Orlando, FL)  
50-7 3/4 -Brandon Craven (Kilgore, TX)

### Shot Put

HSR: 81-3 1/2 Mike Carter (Jefferson, Dallas, TX), Sacramento, CA, 6/16/79  
64-2 3/4 -Tyrone Garland (Matawan, ] Aberdeen, NJ)  
63-11 -Tyson Lingenfelter (Upland, CA)  
63-0 ?Nathan Lasley (Edmond, OK)

### Discus

HSR: 225-2 Kami Keshmiri (Reno, NV), Sacramento, CA, 6/13/87  
200-9 -Doug Reynolds (Greenway, Phoenix, AZ)  
199-7 -John Schulte (Hanover Central, Cedar Lake, IN)  
199-7 ?Junior Royster (Piper, Sunrise, FL)

### Javelin

HSR: 259-10 Art Skipper (Sandy, OR), Eugene, OR, 5/28/88  
236-10 -Darby Roberts (Hill City, KS)  
219-5 ?Justin Johnston (Belgrade, MT)  
217-2 ?Ryan Edgington (Mead, Spokane, WA)

continued next page...

continued next page...



## ◆ California

### Girls

Through May 8

#### 100 Meters (11.14)

- 11.48 -Marion Jones (ThousOaks, SS)
- 11.66 \*\*Andrea Anderson (Ply, LB, SS)
- 11.76 \*\*Aminah Haddad (Wils, LB, SS)
- 11.93 \*\*\*Keisha Backus (Wils, LB, SS)

Wind-aided:

- 11.37 -Marion Jones (ThousOaks, SS)
- 11.81 \*\*Kelli White (Logan, NCS)
- 11.84 \*\*\*Keisha Backus (Wils, LB, SS)
- 11.95 ?Sims (Etiwanda, SS)

#### 200 Meters (22.58)

- 23.45 -Marion Jones (Thous Oaks, SS)
- 23.60 \*\*Andrea Anderson (Poly, LB, SS)
- 23.67 \*\*Aminah Haddad (Poly, LB, SS)
- 24.16 \*\*\*Keisha Backus (Wils, LB, SS)

Wind-aided:

- 24.25 \*\*Kelli White (Logan, NCS)
- 24.65 \*\*\*Angela Williams
- 24.67 ?Cavetra Mitchell (Los Alam, SS)

#### 400 Meters (50.87)

- 55.63 -Asha Jayasingha (Arcadia, SS)
- 55.96IA \*Angela Harris (Skyline, OS)
- 56.20 \*\*\*Crystal Miles-Threat (O'Dowd, NCS)
- 56.49 \*\*\*Lana Garner (Morse, SDS)
- 56.64 -Latasha Prothro (Poly, LB, SS)
- 56.68 -Porchia King (Hawthorne, SS)
- 56.69 \*Erica Bowling (Etiwanda, SS)
- 56.79 -Malika Freeman (Skyline, OS)
- 56.6 \*\*Andrea Anderson (Poly, LB, SS)
- 56.7 ?King (Hawthorne, SS)
- 56.7 \*Latasha Gilliam (Pittsb, NCS)

#### 800 Meters (2:02.29)

- 2:11.69 -Miesha Marzell (O'Dowd, NCS)
- 2:13.14 -Christie Engesser (OcnView, SS)
- 2:14.36 \*Shalynn Carr (Bonita, SS)
- 2:14.47 -Erica Sumi (Wilson, LBch, SS)
- 2:15.24 -Melanie Hand (Fallbrook, SDS)
- 2:15.59 -Michelle Muething (AmVly, NCS)
- 2:15.8 ?Sherron Rhetta (Poly, LB, SS)
- 2:15.98 \*\*Pamela Richardson (Mnt, NCS)
- 2:16.64 ?Theresa Smith (Florin, SJS)
- 2:16.9 ?Jones (San Marcos, SS)

#### 1,500 Meters (4:16.8)

- 4:36.23 \*\*Amy Skieresz (Agoura, SS)
- 4:37.74 -Milena Glusac (Fallbrook, SDS)
- 4:40.33 -Christie Engesser (OcnView, SS)
- 4:42.7 ?Heidi Sickler (Laguna Hills, SS)
- 4:43.29 -Erica Sumi (Wilson, LB, SS)
- 4:43.9 -Karen Bockel (Nordhoff, SS)

#### 1,600 M (4:35.24 mile)

- 4:53.97 \*\*Amy Skieresz (Agoura, SS)
- 4:56.4 -Milena Glusac (Fallbrook, SDS)
- 5:00.10 -Erica Sumi (Wilson, LB, SS)
- 5:00.70 -Karen Bockel (Nordhoff, SS)
- 5:01.10 -Sarah Dawson (Hoover, CS)

- 5:03.04 \*\*Sarah Etman (SoPasad, SS)
- 5:03.5 -Maribella Aparicio (Fillmore, SS)

#### 3,000 Meters (9:11.80)

- 9:48.86 -Maribella Aparicio (Fillmore, SS)
- 9:49.2 -Milena Glusac (Fallbrook, SDS)
- 10:07.61 \*Carrie Garrition (BuenPrk, SS)
- 10:12.9 -Meissa Keim (San Pasq, SDS)
- 10:15.0 -Karen Bockel (Nordhoff, SS)
- 10:16.3 ?Lisa Alexander (Tustin, SS)
- 10:18.37 \*Kim Nelson (Cyn, Anaheim, SS)

#### 3,200 Meters (10:07.8+ 2 miles)

- 10:26.72 -Milena Glusac (Fallbrook, SDS)
- 10:42.39 -Maribella Aparicio (Fillmore, SS)
- 10:48.00 -Karen Bockel (San Pasq, SDS)
- 10:48.741 \*Carrie Garrition (BuenPk, SS)
- 10:52.64 -Melissa Keim (San Pasq, SDS)
- 10:57.33 ?Liz Alexander (Tustin, SS)
- 11:01.2 ?Kellie Campbell (CordellM, SS)

#### 100 M Hurd.(33") (13.5)

- 14.24 \*Bisa Grant (O'Dowd, NCS)
  - 14.65 \*\*Jennifer Odom (Indep, CCS)
  - 14.72 -Cheaza Figueroa (O'Hill, SS)
  - 14.5 \*\*Jennifer Odom (Indep, CCS)
  - 14.75 ?Nash (Quartz Hill, SS)
  - 14.93 \*\*Andrea Wasden (RioMesa, SS)
  - 15.03 \*Sunshinne Peterson (Log, NCS)
  - 15.26 ?McKelvey (Gahr, SS)
- Wind-aided:
- 14.46 ?Chidera Madu (Valley, SJS)
  - 14.47 \*Sunshinne Peterson (Log, NCS)
  - 15.12 ?Deawah Totimeh (Valley, SJS)
  - 15.33 ?Harris (Chino, SS)

#### 300 Hurdles (40.18)

- 42.4 \*Angela Harris (Skyline, OS)
- 43.86 ?Nicole Thomas (Morningsd, SS)
- 44.28 -Karen Vigilant (Wilson, LB, SS)
- 44.45 \*Cathy Prater (Agoura, SS)
- 44.89 ?Chidera Madu (Valley, SJS)
- 44.94 \*Shania Edwards (MorVly, SS)
- 44.7 -Yuko Takenaka (SMarino, SS)

#### 4 x 100 (45.11)

- 45.59 Poly, Long Beach, SS
- 46.57 Morningside, SS
- 46.61 Skyline, OS
- 46.95 Etiwanda, SS
- 47.10 Logan, NCS
- 47.39 Muir, SS
- 47.56 Wilson, Long Beach, SS

#### 4 x 200 (1:36.7+)

- 1:37.89IA Skyline, OS
- 1:39.56 Morningside, SS
- 1:40.55I Poly, Long Beach, SS

#### 4 x 400 (3:37.69)

- 3:43.0 Skyline, OS
- 3:44.97 Morningside, SS
- 3:45.09 Poly, Long Beach, SS

## ❖ United States


### Girls

Through May 20, 1993

#### 100 Meters

HSR: 11.13 Chandra Cheeseborough (Ri-bault, Jacksonville, FL), Eugene, OR, 6/21/76

- 11.48 -Marion Jones (ThousOaks, CA)
- 11.49 \*Benita Kelley (Southside, Greenville, SC)
- 11.63 -Casey Custer (Martin, Arlington, TX)



MILENA GLUSAC

Photo by Kirby Lee

#### 200 Meters

HSR: 22.58 Marion Jones (Thousand Oaks, CA), New Orleans, LA 6/28/92

- 23.45 -Marion Jones (ThousOaks, CA)
- 23.57 ?Nancsen Perry (Fairfield, TX)
- 23.60 \*\*Andrea Anderson (Poly, Long Beach, CA)

#### 400 Meters

HSR: 50.87 Denean Howard (Kennedy, Granada Hills, CA), Knoxville, TN, 6/20/82

- 52.78 \*Monique Hennagan (Spring Valley, Columbia, SC)
- 53.71 \*Cynthia Newsome (South, Denver, CO)
- 55.54 ?Melissa Roland (Killian, TX)

#### 800 Meters

HSR: 2:00.07 Kim Gallagher (Upper Dublin, Fort Washington, PA), Indianapolis, IN, 7/24/82

- 2:07.06 -Becki Wells (Dickinson, ND)
- 2:10.88 -Tonjia Grady (Lancaster, TX)
- 2:11.55I \*\*Jowanna McMullen (1324, Brooklyn, NY)

#### 1,600 Meters

HSR: 4:35.24 mile Polly Plumer (University, Irvine, CA), Westwood, CA, 5/16/82

- 4:42.58 -Becki Wells (Dickinson, ND)
- 4:50.99 -Shannon Grady (Sun Valley, Aston, PA)
- 4:53.1 ?Sally Glynn (Johnson, Bethesda, MD)

#### 3,200 Meters

HSR: 10:03.5, 2 miles Mary Shea (Cardinal Gibbons, Raleigh, NC), Fort Lauderdale, FL, 4/7/79

- 10:26.72 -Milena Glusac (Fallbrook, CA)
- 10:30.63ci -Amanda White (Dulaney, Timonium, MD)
- 10:33.56ci \*Kate Landau (Tri-Valley, Grahamsville, NY)

#### 100 Hurdles (33")

HSR: 12.95 Candy Young (Beaver Falls, PA), Walnut, CA, 6/16/79

- 13.88 \*\*\*Dominique Calloway (South, Denver, CO)
- 14.15 ?Kim Motley (Washington, Tulsa, OK)
- 14.18 -Latonya Wooden (Southridge, Miami, FL)

#### 300 Hurdles

HSR: 40.18 Leslie Maxie (Mills, Millbrae, CA), Berkeley, CA, 5/26/84

- 41.83 -Darlene Malco (Sterling, Baytown, TX)
- 42.3 ?Leslie Henley (Manchester, TN)
- 42.4 \*Angela Harris (Skyline, Oakland, CA)

#### 400 Hurdles

HSR: 55.20 Leslie Maxie (Mills, Millbrae, CA), San Jose, CA, 6/9/84

- 1:01.52 -Angie Martin (Denbigh, Newport News, VA)
- 1:01.54 -Kristin Kuehn (Greece Athena, Rochester, NY)
- 1:01.81 \*Karen Elliott (Penfield, NY)

#### 4 x 100

HSR: 45.11 Hawthorne, CA, Walnut, CA, 5/25/85

- 45.59 Poly (Long Beach, CA)
- 46.38 Temple (TX)
- 46.57 Morningside (Inglewood, CA)

#### 4 x 400

HSR: 3:37.69 Muir, Pasadena, CA, Walnut, CA, 5/18/85

- 3:43.0 Skyline (Oakland, CA)
- 3:44.97 Morningside (Inglewood, CA)
- 3:45.09 Poly (Long Beach, CA)

continued next page...

continued next page...

## ◆ California

3:47.4 Logan, NCS  
 3:47.9 Bishop O'Dowd, NCS  
 3:53.9 Muir, SS  
 3:55.70 Wilson, Long Beach, SS  
 3:57.36 Morse, SDS  
 3:58.1 Arcadia, SS

### 4 x 800 (9:10.70)

9:26.1 Poly, Long Beach, SS  
 9:27.3 Wilson, Long Beach, SS  
 9:27.4 Amador Valley, NCS

### Sprint Medley

(4:03.28+)

4:15.7 Atwater, SJS  
 4:16.4 San Marino, SS  
 4:17.1 South Pasadena, SS

### Distance Medley

(11:43.53)

11:57.02 Agoura, SS  
 12:01.31 Fallbrook, SDS  
 12:06.82 Wilson, Long Beach, SS  
 12:26.39 Aptos, CCS

### High Jump (6-2 3/4)

5-10 \*Danielle Boswell (Bullard, CS)  
 5-9 1/4 \*\*Tina Bowman (NewHarb, SS)  
 5-8 1/2 -Rischea Candidate (ClovW, CS)  
 5-8 \*Erin Duffey (St. Francis, CCS)  
 5-8 -Amy Cheli (Los Altos, CCS)  
 5-8 \*\*Jamilla Churchill (O'Dwd, NCS)  
 5-8 \*Amber Roberts (Muir, SS)  
 5-8 ?Blankenship (Torrance, SS)  
 5-8 ?Kristy Kierulff (Esperanza, SS)  
 5-8 \*\*Tracye Lawyer (Gate, SS)

### Long Jump (21-3 1/4)

21-7 -Marion Jones (ThousOaks, SS)  
 19-1 1/2 -Amy Littlepage (MtMig, SDS)  
 19-1 1/4 \*\*\*Jernae Wright (Logan, NCS)  
 18-10 1/2 \*\*Pamela Simpson (Poly, LB, SS)  
 18-10 \*Tamika Hart (Monrovia, SS)  
 18-10 \*Ebony Henderson (Bkfld, CS)

#### Wind-aided:

19-7 1/2 -Cheaza Figueroa (QHill, SS)  
 19-1 ?Lawson (Mira Costa, SS)

### Triple Jump (44-0 1/2)

40-6 \*Tamika Porter (OrGlen, SDS)  
 40-6 \*Ebony Henderson (Bkfld, CS)  
 40-1 -Amy Littlepage (MtMig, SDS)  
 39-6 1/2 \*Amber Roberts (Muir, SS)  
 38-3 3/4 -Shadesha Pearman (MtMig, SDS)

#### Wind-aided:

40-10 3/4 \*Tamika Porter (OrGlen, SDS)  
 39-10 1/2 -Cheaza Figueroa (QHill, SS)  
 38-8 ?Harrison (Wasco, CS)

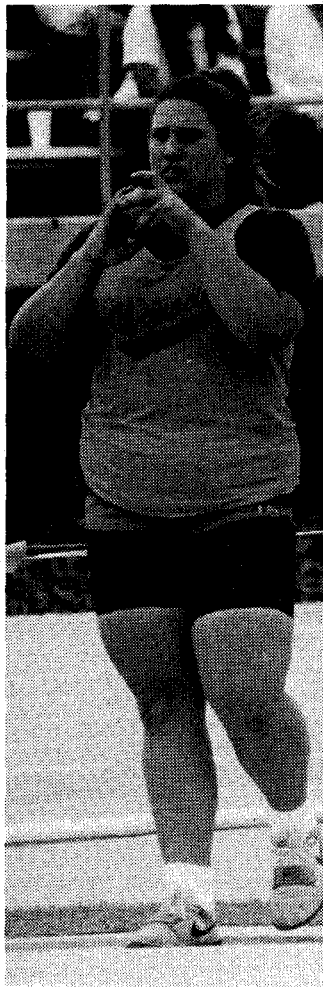
### Shot (4 Kilo) (53-7 3/4)

51-11 1/2 -Kristin Heaston (YgnVly, NCS)  
 45-11 1/2 -Crystal Brownlee (Wstlake, SS)

45-3 -Lisa Misipeka (TemecVly, SS)  
 44-8 -Lisa Stepaney (Hoover, CS)  
 44-0 \*Delores Tuimalou (Chalsl, SS)  
 43-9 \*Soozie Shanley (Tulare, CS)  
 43-4 ?Barton (Warren, SS)  
 43-2 1/2 \*Gina Heads (NewHarbor, SS)

### Discus (183-11)

175-5 \*Suzy Powell (Downey, SJS)  
 148-2 -Lisa Stepaney (Hoover, CS)  
 145-9 -Kristin Heaston (Ygn Vly, NCS)  
 145-0 -Staci Darden (Sonora, SJS)  
 143-10 ?Clark (Paramount, SS)  
 143-1 ?Angela Burgess (Wdbrdge, SS)  
 142-6 -Andrea Bill (University, SS)  
 142-0 \*Delores Tuimalou (Chalsl, SS)  
 140-11 \*Gina Heads (NewHarbor, SS)



KRISTIN HEASTON

Photo by Bill Cockerham

## ◆ United States

### 4 x 800

HSR: 8:55.63 Boys & Girls, Brooklyn, NY, Uniondale, NY, 6/14/88  
 9:14.75 Overbrook (Philadelphia, PA)  
 9:20.9 Dickinson (ND)  
 9:22.94 William Penn (Philadelphia, PA)

### High Jump

HSR: 6-3 Amy Acuff (Calallen, Corpus Christi, TX), Corpus Christi, TX, 4/11/92  
 6-2 -Amy Acuff (Calallen, Corpus Christi, TX)  
 5-11 -Melinda Boice (American Fork, UT)  
 5-11 -Nora Weber (Canton, IL)

### Long Jump

HSR: 22-3 Kathy McMillan (Hoke County, Raeford, NC), Westwood, CA, 6/21/76  
 21-7 -Marian Jones (ThousOaks, CA)  
 20-5 -Amy Littlepage (MtMiguel, Spring Valley, CA)  
 20-4 \*Angela Brown (Villa Maria, Malvern, PA)  
 20-4 -Tameka Roberts (Moody, Corpus Christi, TX)

### Triple Jump

HSR: 44-0 1/2 Juliana Yendork (Walnut, CA), Norwalk, CA, 5/31/91  
 41-3 3/4 ?Nicole Gamble (Sumter, CS)  
 40-9 1/2 \*Traci Jeffery (Lufkin, TX)

40-9 \*\*LaShonda Christopher (Timberline, Lacey, WA)

### Shot Put

HSR: 53-7 3/4 Natalie Kaaiawahia (Fullerton, CA), Norwalk, CA, 5/21/83  
 51-11 1/2 -Kristin Heaston (YgnValley, Concord, CA)  
 50-10 3/4 -Teri Steer (Crete, NB)  
 50-7 1/4 -Tabitha Polk (Brazoswood, Clute, TX)

### Discus

HSR: 183-11 Leslie Deniz (Gridley, CA), Lancaster, CA, 7/3/80  
 175-5 \*Suzy Powell (Downey, Modesto, CA)  
 156-1 \*Aisa Raymond (Castle, Newburgh, IN)  
 155-5 ?Nancy Schnerle (Jasper, IN)

### Javelin

HSR: 198-8 Barbara Friedrich (Manasquan, NJ), W. Long Branch, NJ, 6/7/67  
 152-0 -Natalie Brager (Hellgate, Missoula, MT)  
 148-3 -Sarah Nichol森 (North Eugene, Eugene, OR)  
 148-1 -Nicole Trammell (West Valley, Yakima, WA)

IF YOU ARE MOVING...  
 ...let us know as soon as possible. **CTN**  
 is mailed third class bulk rate and is  
 NOT forwardable.

Thank you!

KEEP UP WITH ALL  
 THE ACTION IN  
 CALIFORNIA . . .

Subscribe to  
**CALIFORNIA**  
**Track News**  
**TODAY!**



©1983 - HERB PARSONS

# MEET SPOTLIGHT

By Doug Speck

## Mt. SAC Relays

### HIGH SCHOOL SECTION

**Friday, April 16 & Saturday, April 17**

Some fine action graced the Mt. SAC facility during two days of prep action. Fine High Jumping by Jeremy Fischer and Tina Bowman, Long Jumping by Edward Turner, great Women's action involving the fine teams from Long Beach Poly and Morningside (Inglewood), and fine distance efforts by Christie Engesser and Maribella Aparicio stood out. Middle distance rivals Vondre Armour and Michael Granville did not meet, but had fine results, with the fine Merced High Men sprint group standing out during the two days.

Camarillo's Jeremy Fischer has put together a great spring, with a great Friday afternoon of high jumping that put him in the #7 position all-time among California preps with a big 7-2 effort. The bouncy eleventh grader looks ready to challenge the 7-3 junior state record by Maurice Crumby (Balboa, San Francisco) from 1982. Tina Bowman (Newport Harbor, Newport Beach) would face 5-11 jumper Danielle Boswell (Bullard, Fresno) among others, with the Volleyball star equalling the 5-8 clearance of Boswell, then surprising with a 5-9 1/4 clearance in a jump-off to win the event.

Long Beach Poly and Morningside athletes were all over the place, with the two schools continuing their great rivalry on the Women's side in the relays. Poly's Andrea Anderson (200m 24.36w), Latasha Prothro (400m 56.96), and shocking Nicole Thomas (43.86 300mLH) were individual winners, with Poly (45.94 400m) taking the short relay show-down, with Morningside returning to hold off Anderson's 54.1 anchor in winning the 4x400 (3:44.97-3:45.92). Poly added a very impressive 9:26.1 4x800 relay triumph over Amador Valley (Pleasanton) 9:27.4. Edward Turner took the LJ for Morningside with a 24-1 3/4 effort, with Xavier Howell (Poly) the TJ at 47-5 1/4.

Christie Engesser (Ocean View, Huntington Beach) was the first American finisher in


the 1500m at 4:40.33, with the University of Oregon bound senior, then charging a big final 200m on the way to a 2:13.2 800m win. Maribella Aparicio (Fillmore) raced her finest effort of her twelfth grade year with a 9:48.86 3000m run.

Fallbrook raced their annual fast Women's Distance Medley effort here, with Melanie Hand 3:40.2 (1200), Terra Hawkins 61.2 (400m), Stacy Kerr 2:22.5 (800m) and Milena Glusac 4:57.4 (1600m) recording an excellent 12:01.31 (#14 prep team ever). On the Men's side, Eric Dunn (Arroyo Grande) raced 3:58.28 in the 1500m.

Middle distance rivals, Vondre Armour (Bakersfield) and Michael Granville, the amazing frosh from Bell Gardens, were stars. Armour anchored his school's 7:55.0 4x800m relay team with a 1:54.3 anchor, returned for the Sprint Medley, adding a 1:55.4 to the winning Driller 3:32.74, then finished Saturday's action off with a big 47.5 anchor on the winning 3:18.25 4x400 team. Granville raced the state's #2 frosh 400m ever with a 48.40 Invitational win (with Armour interestingly having run 48.38 two years ago to set the state frosh standard).

With Merced's Brian Wilkinson still out with injury, the school still has plenty of stars. In 4x200 action Lindsay McDonald raced 21.1 against the wind down the backstretch on leg number two, with Anthony Volsan taking the baton a meter down on Inglewood's Brandon Crockett. Crockett did not give an inch, racing 20.7 for his winning 1:29.64 team, with Volsan charging 20.8. Volsan took Saturday's Prep Invite 100m at 10.62, with his Merced team racing 41.68 to win the special Invite 4x100 relay.

Amy Littlepage (Mt. Miguel, Spring Valley) had a fine horizontal jump double (19-1 1/2 LJ 39-3 1/2 TJ), with Crystal Brownlee (Westlake, Westlake Village) the other good Women's mark, a 44-8 3/4 SP. Brandon Vance (Los Gatos) won over a fine Pole Vault field at 15-9, with Tyson Lingenfelter (Upland) 59-9 1/2 (SP) and Chad Peare 179-2 (DT) trading weight wins.



**JEREMY FISCHER**

Photo by Bill Cockerham

### RESULTS

Weather Friday: warm and breezy. Saturday: overcast and cool. Wind readings where available quoted below, other sprint events considered wind-aided where no gauge read. \* = spot taken by foreign athlete from Mexico, Canada, or Australia.

ALL EVENTS ON FRIDAY APRIL 17TH EXCEPT INVITATIONAL 100 AND INVITATIONAL 4X100M

#### Men:

100m (wind +.27 meters per second) Anthony Volsan (Merced) 10.62, Bryan Howard (Canyon Springs, Moreno Valley soph) 10.69, Lindsey McDonald (Merced) 10.71, Kevin Devine (Nogales, La Puente) 10.85, Rodney Sermons (Bishop Amat, La Puente) 10.90, Michael Graham (Mater Dei, Santa Ana) 11.05. (R-1) (wind +.47 mps) Jimmy Perry (Verbum Dei, L.A.) 11.19 (R-2) Jason Isaac (Los Gatos) 10.87, Brandon Crockett (Inglewood) 10.95, Lawrence Phillips (Baldwin Park) 10.96, Saki Middleton (Norwalk) 10.96, Marlon Farlow (Eisenhower, Rialto) 10.97, AJoe Criner (St. Bernard, Playa del Rey) 11.02.

200m (Invite) Bryan Howard (Canyon Springs, Moreno Valley) 21.56w, Kevin Devine (Nogales, La Puente) 21.75w, Lindsey McDonald (Merced) 21.76w, Demond Birks (Eisenhower, Rialto) 21.80w, Stoney Jordan (Indio) 21.86w, Damian Murphy (Poly, Long Beach) 22.38w. (R-1) (wind-aided) Kory Jones (Fremont, L.A.) 21.82w, Jason Isaac (Los Gatos) 21.86w, Leon Hawes (Rancho Buena Vista, Vista) 22.01w, Saki Middleton (Norwalk) 22.14w, Jay Ramsey (Ventura) 22.44w.

400m (inv) Michael Granville (Bell Gardens) 48.40 (#2 California Frosh time ever) Derek Favorite (Centennial, Corona) 48.83, Nathan Woods (Duarte) 49.60, Steve Campbell (Alta Loma soph) 50.02, Ben Martinez (Belmont, L.A.) 50.68. (R-1) Jay Ramsey (Ventura) 50.26, Andre Harrison (Poly, Long Beach) 50.64, Lamar Davis (Ontario) 50.91.

800m Jose Roqueni (Mexico) 1:54.35, Scott Kolenic (Rancho Bernardo, San Diego) 1:56.45, Brock Tessman (Monte Vista, Danville) 1:56.47, Bill Neff (Royal, Simi Valley) 1:58.55, Andre Tutwiler (Jordan, Long Beach) 1:59.22.

1500m Luis Salinas (Mexico) 3:56.42, Eric Dunn (Arroyo Grande) 3:58.28, Jim Cera (Upland) 4:01.85, Bryson McRay (Camarillo) 4:03.00, Chadd Aldrich (Thousand Oaks) 4:03.30, Kevin Marsden (Thousand Oaks) 4:07.49.

3000m David Galindo (Mexico) 8:33.63, Jim Cera (Upland) 8:42.56, Ricardo Brewer (North, Bakersfield) 8:45.03, Ben

continued next page...



# MEET SPOTLIGHT

Flamm (Huntington Beach) 8:46.39, Dave Braden (Amador Valley, Pleasanton) 8:49.07, Steve Monje (South Hills, West Covina) 9:00.17, Ramon Serratos (Daurte) 9:00.49, Roger Ciano (San Luis Obispo) 9:00.53, Eleazar Hernandez (Camarillo) 9:01.77, Nazario Romero (San Pasqual, Escondido) 9:04.94.

**110m HH (Invite)** (wind +.01 meters per second) Geremi Burleigh (Upland) 14.48, Jason Medearis (Hart, Newhall) 14.69, Brian Jones (Arroyo Grande) 14.70, Marquise Jones (Hawthorne) 14.72, Larry Parker (Bakersfield) 14.84, Edmon Coke (Bellarmine Prep, San Jose) 15.20, Byron Casey (American, Fremont) 15.37. (Seeded) (+1.01) (R-1) Lewis Johnson (Nogales, La Puente) 15.10, Lucas Haan (Upland) 15.19, Anthony Montgomery (St. Mary's, Berkeley) 15.29, David Moala (Hawthorne) 15.93. (R-2) (+.41) Ross Bomben (Liberty, Brentwood) 14.90, Tyrone Prince (Highland, Bakersfield) 15.18.

**300m IH (R-1)** Byron Casey (American, Fremont) 39.04, Andrew Werhane (Upland) 39.34, Edmon Coke (Bellarmine Prep, San Jose) 39.40, David Moala (Hawthorne) 40.36. (R-2) Byron Weller (Arroyo Grande) 39.37, Jimmy Watkins (Eisenhower, Rialto) 39.49, Marquise Jones (Hawthorne) 40.02.

**4x100m (Inv)** Merced 41.68, Canyon Springs (Moreno Valley) 42.23, Morningside (Inglewood) 42.34, Poly (Long Beach) 42.38. (R-1) Arroyo Grande 44.68. (R-2) Ganesha (Pomona) 44.42. (R-3) Verbum Dei (L.A.) 43.13. (R-4) East (Manteca) 43.60, Pius X (Donwey) 43.87, Valencia (Placentia) 43.92. (R-5) Baldwin Park 43.89, Chino 43.76. (R-6) Inglewood 42.70, St. Mary's (Berkeley) 42.88, Fremont (L.A.) 42.90, Lynwood 43.06, West Covina 43.77, West (Bakersfield) 43.79.

**4x200m (R-1)** East Union (Manteca) 1:31.23. (R-2) Verbum Dei (L.A.) 1:30.34. (R-3) Apple Valley 1:33.64. (R-4) Pasadena 1:31.50. (R-5) St. Mary's (Berkeley) 1:29.56, Upland 1:30.28. (R-6) Inglewood (Crockett 20.7 anchor) 1:29.64, Dominguez (Compton) 1:29.81, Merced (Lindsey 21.1 2nd leg, Volsan 20.8 anchor) 1:29.92, Diamond Bar 1:30.61.

**4x400m (Invite)** Bakersfield (Armour 47.5 anchor) 3:18.25, Morningside (Inglewood) (Turner 47.3 2nd leg) 3:18.62, Alta Loma 3:21.54, St. Mary's (Berkeley) 3:21.70, Inglewood 3:24.75, Diamond Bar 3:24.78, Poly (Long Beach) 3:27.03. (R-1) Morningside (Inglewood) "B" 3:29.43, Dos Pueblos (Goleta) 3:30.90. (R-2) Rio Mesa (Oxnard) 3:27.94, Escondido 3:28.66, Claremont 3:30.27, Brea-Olinda, Brea 3:30.41. (R-3) San Pasqual (Escondido) 3:24.69, Rancho Buean Vista (Vista) 3:24.82, Notre Dame (Sherman Oaks) 3:28.05, Buena (Ventura) 3:28.56. (R-4) West Covina 3:29.78. (R-5) Del Mar (San Jose) 3:28.38, Bear Creek (Lodi) 3:28.99. (R-6) Duarte 3:28.46. (R-6) Madera 3:26.51, Saddleback (Santa Ana) 3:27.12, Belmont (L.A.) 3:27.97, Bellarmine Prep (San Jose) 3:29.07, Los Gatos 3:30.69. (R-7) Bullard (Fresno) 3:26.15, Arcadia 3:26.27, Nogales (La Puente) 3:26.84, Canyon Springs (Moreno Valley) 3:26.62, Arroyo Grande 3:30.06, Valencia (Placentia) 3:30.58. (R-8) East Union (Manteca) 3:25.28, Pomona 3:26.19, Rancho Bernardo (San Diego) 3:29.09, Sacred Heart Catholic (Atherton) 3:29.27, Dominguez (Compton) 3:29.72, Verbum Dei (L.A.) 3:29.84.

**4x800m (Seeded)** Claremont 8:09.76. (Invite) Bakersfield 7:55.0 (Armour 1:54.3) (#2 time nation), St. Mary's (Berkeley) 8:04.8, Amador Valley (Pleasanton) 8:06.0, Bellarmine Prep (San Jose) 8:06.1, Belmont (L.A.) 8:08.1, Monte Vista (Danville) 8:09.0.

**4x1600m Hart (Newhall)** (4:26.0-4:26.5-4:23.1-de la Cerda 4:18.7) 17:33.72, Arroyo Grande 17:54.01, Huntington Beach 18:07.83, La Habra 18:10.60, Thousand Oaks 18:12.00, Amador Valley (Pleasanton) 18:14.88, Katella (Anaheim) 18:19.48, Millikan (Long Beach) 18:20.63, Santa Teresa (San Jose) 18:21.44, Belmont (L.A.) 18:26.59, North (Bakersfield) 18:29.28, Los Gatos 18:30.48, Glendale 18:32.41, Canyon (CC) 18:38.32, Villa Park 18:38.85, Covina 18:39.77, Bellarmine Prep (San Jose) 18:44.28, Bell Gardens 18:45.23, Diamond Bar 18:45.49, Dos Pueblos (Goleta) 18:49.24, Fillmore 18:51.76.

**Sprint Medley Relay (Invite)** Bakersfield 3:32.74 (Armour 1:55.4), St. Mary's (Berkeley) 3:33.63, Upland 3:39.87. (R-1) East (Manteca) 3:36.66, Bullard (Fresno) 3:38.71, Pomona 3:38.93. (R-2) Jordan (Long Beach) 3:37.21.

**Distance Medley Relay San Pasqual (Escondido)** 10:27.50 (N. Romero 4:21.5), Canyon (CC) 10:31.44, Bishop Amat (La Puente) 10:31.74, Amador Valley (Pleasanton) 10:32.99, San Marino 10:43.43, Monte Vista (Danville) 10:47.37. (Seed) Madera 10:34.35, Morro Bay 10:40.29, hesperia 10:43.64.

**Shuttle Hurdle (39\*) (Invite)** Muir (Pasadena) 59.85, Upland 1:01.00, Arroyo Grande 1:03.81. (R-1) Thousand Oaks 1:08:21, Serra (San Diego) 1:10:32. (R-2) Hart (Newhall) 1:05:32, San Pasqual (Escondido) 1:05:75, Rio Mesa (Oxnard) 1:08:33. (R-3) Covina 1:07:39, Loyola (L.A.) 1:07:44, Rancho Bernardo (San Diego) 1:08:61. (R-4) Mountain View (El Monte) 1:05:60, Diamond Bar 1:05:99.

**High Jump** Jeremy Fischer (Camarillo) 7-2, Levelle Beloney (Del Mar, San Jose) 6-9, Jim Romero (L.A. Baptist, Sepulveda) 6-8, Ed McGee (Del Mar, San Jose) 6-7, Arthur Lloyd (Eisenhower, Rialto) 6-6, \*, Zeldler (Bellarmine Prep, San Jose) 6-4. (Seeded) Jamaal Chase (Quartz Hill) 6-4, Troy Patterson (Los Altos, Hac Hts) 6-4, Lamonta Amos (Belmont, L.A.) 6-4.

**Pole Vault (Invitational)** Brandon Vance (Los Gatos) 15-9, David Fip (La Jolla) 15-5, Scott Slover (Leland, San Jose) 15-1, Jess Stern (Harvard-Westlake, No. Hollyw) 15-1, David Gehrke (Diamond Bar) 15-1, Mike Lanaro (Arroyo, El Monte) 14-7 1/4, Jason Hinkin (St. Francis, Mountain View) 14-7 1/4. (Seeded) Chris Buddin (Orange Glen, Escondido) 15-6, Tom Ryan (Bellarmine Prep, San Jose) 14-6, Ross Bomben (Liberty, Brentwood) 14-0, \*, John Eckhardt (Hemet) 14-0, Kevin Kneafsey (Loyola, L.A.) 14-0, Rick Vermillion (Fillmore) 13-6 (Open #2) Stanley Carranza (Belmont, L.A.) 14-0, Brian Acevedo (Belmont, L.A.) 13-6, Eric Stanfield (Elsinore, Lake Elsin) 13-6, Danny Frese (Clovis) 13-6. **Long Jump** Edward Turner (Morningside, Inglewood) 24-1 3/4, Chewy Reyes (Chino) 23-2 3/4, Leandrew Chikis (Inglewood) 23-2, Ace Riggins (Valencia, Placentia) 22-7, Xavier Powell (Poly, Long Beach) 22-4 3/4, Jackie Frazier (Madera) 22-3 3/4, Phil Franklin (Valencia, Placentia) 22-0. (Seed) Luren Frazier (Pomona) 22-2, Clark (?) 22-0.

**Triple Jump** Xavier Powell (Poly, Long Beach) 47-5, Von Ware (Rancho Buena Vista, Vista) 46-10, Rah-Mv Brown (St. Mary's, Berkeley) 46-7 3/4, Lamont Adams (Nogales, La Puente) 46-0 3/4, Erik Stallings (Bellarmine Prep, San Jose) 45-0 3/4w (44-10 3/4 wind legal), Michael Turner (Morningside, Inglewood) 44-8 3/4. (Seeded) Tim Bias (Damien, La Verne) 43-8 3/4.

**Shot Put** Tyson Lingenfelter (Upland) 59-9 1/2, Chad Peare (Trabuco Hills, Mission Viejo) 58-0 1/2, \*, Beau Ralphs (Newport Harbor, Newport Bch) 54-6 3/4, Travis McCullough (Esperanza, Anaheim) 54-5 1/4, Alan Duben (Oak Park) 52-7 3/4, J.D. Martin (Madera) 51-10 1/2, Chris Conrad (Brea-Olinda, Brea) 50-11 3/4, Wade Tift (Newport Harbor, Newport Bch) 50-11 1/4, Tim Vankouwenberg (Mountain View, El Monte) 50-4 1/4.

(Seeded) Jamie Jaiving (Bakersfield) 51-8 1/4, Thomas Schmidt (Chino) 51-3 1/2, Ishan Warren (St. Mary's, Berkeley) 50-10 3/4.

**Discus (Invit)** Chad Peare (Trabuco Hills, Mission Viejo) 179-2, Tyson Lingenfelter (Upland) 173-3, Scott Bein (St. Francis, Mountain View) 169-5, Darrin Flynt (North, Bakersfield) 166-3, Chris Conrad (Brea-Olinda, Brea) 157-6, Travis Nutter (Amador Valley, Pleasanton) 155-7, Jeff Porras (Arroyo Grande) 155-5, Alan Duben (Oak Park) 153-6, Jeremy Staat (Bakersfield) 150-7.

## Women:

**100m (Inv)** (wind +.89) Heather Sumpter (Muir, Pasadena) 12.21, Carletta Smith (Ontario) 12.41. (wind +0.05 meters per second) Shawna Jenkins (Del Mar, San Jose) 12.24, Jennifer Frank (Oak Park) 12.26. (R-2) (wind +1.08 meters per second) Ametra Washington (Torrance) 12.40, Jonquil David (Charter Oak, Covina) 12.58, Darlisa Good (Torrance) 12.64. (R-3) (+2.00) Trenise Eddings (Eisenhower, Rialto) 12.51, Roslyn Grant (Ganesha, Pomona) 12.56, Jonquil David (Charter Oak, Covina) 12.57, April Hinkson (Blair, Pasadena) 12.57.

**200m (Invite)** (wind-aided) Andrea Anderson (Poly, Long Beach) 24.36w, Shawne Jenkins (Del Mar, San Jose) 25.26w, Heather Miller (Westridge, Pasadena) 25.33w, Crystal Gordon (West, Bakersfield) 25.74w. (Seeded) (wind-aided) Carletta Smith (Ontario) 25.35w, \*, April Hinkson (Blair, Pasadena) 26.32w.


**400m (Invite)** Latasha Prothro (Poly, Long Beach) 56.96, \*, Porchia King (Hawthorne) 57.33, Heather Miller (Westridge, Pasadena) 58.13. (Seed) Melissa Gibbs (San Pasqual, Escondido) 58.00, Megan Brown (San Dimas) 58.67, Alie Kemp (San Dieguito, Encinitas) 59.24, Lavanna Rashad (Lynwood) 59.40.

**800m** Christie Engesser (Ocean View, Hunt Bch) 2:13.2, \*, Michelle Muething (Amador Valley, Pleasanton) 2:15.8, Shalynn Carr (Bonita, La Verne) 2:16.3, \*, \*, Sharon Rhetta (Poly, Long Beach) 2:18.5, Peggy Hall (Trabuco Hills, Mission Viejo) 2:19.1, \*, Kim Nelson (Canyon, Anaheim) 2:21.6, Mollie Flint (Corona del Mar, Newport Beach) 2:21.9.

**1500m** Angie Froese (Canada) 4:32.97, Christie Engesser (Ocean View, Huntington Beach) 4:40.33, \*, Karen Bockel (Northhoff, Ojai) 4:46.15, Cybelle McFadden (St. Francis, Sacramento) 4:47.47, Patrici Gibby (Thousand Oaks) 4:47.47, Liza Alexander (Tustin) 4:47.47, \*, Amy Van Atta (Buena, Ventura) 4:50.79, Tiffany Marr (Rio Mesa, Oxnard) 4:55.32, Domitilla Torrens (St. Francis, Mtn Vw) 4:56.66, Laura Monson (Claremont) 4:57.28, \*, Malinalli Martinez (Bishop Amat, La Puente) 5:00.53, Yolanda Gomez (Belmont, L.A.) 5:03.75.

**3000m** Delores Valencia (Mexico) 9:46.37, \*, Maribella Aparicio (Fillmore) 9:48.86, \*, Domitilla Torrens (St. Francis, Mountain View) 10:30.98, Sherrie Donovan (Madera) 10:34.03, Gabriela Rodriguez (Oxnard) 10:35.86, Jamie Bascom (Elsinore, Lake Elsin) 10:38.61, Amber Parkinson (Orange Lutheran) 10:39.47, Michelle Cox (Escondido) 10:47.00.

**100m HH (33\*) (R-1)** (+0.90 mps) Meshana Mays (Hawthorne) 15.35, Laura Saw (Rio Mesa, Oxnard) 15.56, Ch'a Mosley (Marshall, L.A.) 15.68, Alison Rhodes (South Hills, West Covina) 15.77, Syreeta Brown (Ontario) 15.81. (R-2) (+1.08 mps) Quevedo (Mexico) 14.85, Andrea Wasden (Rio Mesa, Oxnard) 15.14, Tonya Watkins (Walnut) 15.37, Stacy Surratt (Rancho Bernardo, San Diego) 15.80.



**CHRIS BUDDIN**

Photo by Bill Cockerham



**MARIBELLA APARICIO**

Photo by Kirby Lee

continued next page...

# MEET SPOTLIGHT

**300mLH** (Invite) Nicole Thomas (Morningside, Inglewood) 43.86, Shania Edwards (Moreno Valley) 45.81, Kim Veeder (Los Gatos) 45.91, Allison Rhodes (South Hills, West Covina) 46.35, \* Allison Calderon (Eisenhower, Rialto) 48.67. (Seeded) Jennifer Knowles (Muir, Pasadena) 46.75, Stacy Hebert (Buena, Ventura) 47.55, Lisa Key (Lynwood) 47.77, Jacquie Jarvis (Centennial, Corona) 48.21.

**4x100m** (Inv) Poly (Long Beach) 45.94, Morningside (Inglewood) 47.35, Muir (Pasadena) 48.24, Lynwood 50.24. (R-1) Rancho Bernardo (San Diego) 51.26. (R-2) Norco 52.29. (R-3) Del Mar (San Jose) 50.31, Inglewood 50.35, Paramount 50.59. (R-4) Channel Islands (Oxnard) 50.17, San Dimas 50.96, Chino 50.99, San Pasqual (Escondido) 51.00. (R-5) Arcadia 50.30, Canyon Springs (Moreno Valley) 50.40. (R-6) Ganesha (Pomona) 50.61. (R-7) Rio Mesa (Oxnard) 49.75, Thousand Oaks 49.83, Dos Pueblos (Goleta) 50.16, Plus X (Downey) 50.92, Los Gatos 51.05, St. Francis (Mtn Vw) 51.07.

**4x200m** (R-1) Notre Dame (Sherman Oaks) 1:47.72. (R-2) Inglewood 1:56.60, Arcadia 1:46.70. (R-3) Torrance 1:45.43, Plus X (Downey) 1:46.34. (R-4) Muir 1:42.65, Pomona 1:44.75, Hawthorne 1:45.10, Rio Mesa (Oxnard) 1:45.84, Lynwood 1:46.33.

**4x400m** (Invitational) Morningside (Inglewood) 5:52-55.7-56.6- 55.0) 3:44.97, Poly (Long Beach) (56.7-58.9-56.1-Anderson 54.1) 3:45.92, Muir (Pasadena) 4:01.46, San Pasqual (Escondido) 4:01.61, Arcadia 4:01.86, Lynwood 4:08.48. (R-1) Trabuco Hills (Mission Viejo) 4:04.47. (R-2) Channel Islands (Oxnard) 4:05.15, Diamond Bar 4:07.45. (R-3) San Dimas 4:09.35. (R-4) Chino 4:03.59, Thousand Oaks (Marion Jones 53.7 2nd leg) 4:04.38, Notre Dame (Sherman Oaks) 4:04.48. (R-5) Amador Valley (Pleasanton) 4:02.62, Los Gatos 4:05.33, Pomona 4:06.12, Inglewood 4:07.05, St. Francis (Mountain View) 4:07.29.

**4x800m** Poly (Long Beach) 9:26.1, Amador Valley (Pleasanton) 9:27.4, Los Gatos 9:41.0, San Pasqual (Escondido) 9:41.2, Thousand Oaks 9:53.6, St. Francis (Mountain View)

10:02.2.

**4x1600m** Mexico 20:23.41, Aptos 21:20.62, Corona del Mar (Newport Beach) 21:36.15, Upland 21:47.89, El Modena (Orange) 21:55.74, Belmont (L.A.) 21:58.29, Amador Valley (Pleasanton) 22:08.55, San Luis Obispo 22:30.79, Arroyo (El Monte) 22:37.05, Saugus 22:47.78, Glendale 22:48.32, Canyon (CC) 22:51.40, Arroyo Grande 22:59.27.

**800m Sprint Medley** (R-1) Channel Islands (Oxnard) 1:51.93. (R-2) Marlborough (L.A.) 1:53.77.

**Distance Medley Relay** Fallbrook (Melanie Hand 3:40.2-Terra Hawkins 61.2-Stacy Kerr 2:22.5-Milena Glusac 4:57.4) 12:01.31, Aptos (Silva 5:16.7) 12:26.29, San Pasqual (Escondido) (Keim 5:12.4) 12:38.84, Corona 12:46.55, Rio Mesa (Oxnard) 12:53.96, Saugus 12:56.84, Rancho Bernardo (San Diego) 12:58.42.

**Shuttle Hurdle** (33") (R-1) San Dimas 1:12.67. (R-2) Chino 1:09.75. (R-3) Thousand Oaks 1:10.52. (R-3) Rio Mesa (Oxnard) 1:07.44, Rancho Bernardo (San Diego) 1:08.07, Los Gatos 1:09.02.

**High Jump** Tina Bowman (Newport Harbor, Newport Bch) 5-8 (cleared 5-9 1/4 in jump-off), Danielle Boswell (Bullard, Fresno) 5-8, Kim Blankenship (Torrance) 5-6, Misty May (Newport Harbor, Newport Beach) 5-4, Shavann Williams (Poly, Long Beach) 5-4, \* Mary Sauer (San Dimas) 5-4, Erin Duffey (St. Francis, Mountain View) 5-2, Heather Lewis (Quartz Hill) 5-2. (Seeded) Tina Faranday (Los Gatos) 5-5, Kathy Watson (Saugus) 5-4, Jaymie Ulrich (North, Bakersfield) 5-2, Lynette Anderson (El Modena, Orange) 5-2.

**Long Jump** (all jumps wind-legal) Amy Littlepage (Mt. Miguel, Spring Valley) 19-1 1/2, Ebonie Henderson (Bakersfield) 18-8 1/2, Keisha Doby (Lynwood) 18-5 3/4, Melinda Forest (Mt. Miguel, Spring Valley) 17-10, Michele Reid (Folsom) 17-7 3/4, Pam Simpson (Poly, Long Beach) 17-6 3/4, Allison Kemp (San Dieguito, Encinitas) 17-5 1/2, Chanelle Anderson (Poly, Long Beach) 17-2, Gina Ocegüera (St. Francis, Mountain

View) 17-2. (Seeded) Rosalyn Grant (Ganesha, Pomona) 16-6 3/4.

**Triple Jump** Amy Littlepage (Mt. Miguel, Spring Valley) 39-3 1/2, Ebonie Henderson (Bakersfield) 38-2 1/4w (37-6 3/4 wind legal), Shadesia Pearman (Mt. Miguel, Spring Valley) 36-11 1/2, Michele Reid (Folsom) 36-10 1/4, Olympia Scott (St. Bernard (Playa del Rey) 36-9 1/4w (34-8 1/2 ok), Keisha Doby (Lynwood) 35-11 1/2w (34-11 ok), Marion Ali (Muir, Pasadena) 35-5 1/2w (35-2 1/2 ok). (Seed) Freiderich (Mexico) 37-8 1/4, Latoya LeJay (Canyon Springs, Moreno Valley) 36-1, Shawanda Hotchkiss (Channel Islands, Oxnard) 35-3 1/4.

**Shot Put** Crystal Brownlee (Westlake, Westlake Village) 44-8 3/4, Peka Lulu (Nogales, La Puente) 42-3 1/4, Lisa Mispeka (Temecula Valley, Temecula) 42-1 3/4, Delores Tuimolou (Chanen Islands, Oxnard) 41-5 3/4, Gina Heads (Newport Harbor, Newport Bch) 41-1 3/4, Fernanda De Oliveira (Patrick Henry, San Diego) 39-2 1/4, Yolanda Crowder (Bakersfield) 38-11 1/2, Barbara Timo (29 Palms) 38-8 1/4, Stacy Andrews (Arroyo Grande) 37-1, Rachel Davis (Katella, Anaheim) 35-8 3/4, Kari Usrey (Hart, Newhall) 35-2. (Seeded) Margaret Veligitone (Fallbrook) 36-4, Mary Wilson (Charter Oak, Covina) 36-1, Anna Crosley (Paramount) 35-8 1/2.

**Discus** Andrea Bill (University, Irv) 138-0, Delores Tuimolou (Channel Islands, Oxnard) 134-3, Nadia Lopez (Arroyo Grande) 132-0, Lisa Mispeka (Temecula Valley, Temecula) 128-5, Diane Hart (North, Bakersfield) 124-2, Gina Heads (Newport Harbor, Newport Beach) 122-10, Mandy Buckley (Bakersfield) 122-4, Blackburn (Don Lugo, Chino) 120-4, Brownlee (Westlake, Westlake Village) 118-10, Crowder (Bakersfield) 118-9, Clark (Paramount) 116-12, De Oliveira (Patrick Henry, San Diego) 116-2, Mary Wilson (Charter Oak, Covina) 113-1, Andrews (Arroyo Grande) 111-8, (Seeded) Keri Hayes (Fallbrook) 118-8, Klesha Bay (Bullard, Fresno) 113-0, Margaret Veligitone (Fallbrook) 112-1, Genie Van Scoy (Rio Mesa, Oxnard) 110-0.

## RESULTS

### College ■ Open ■ Invitational

#### Community College - Men

**1500:** 1. Kip Ortenburger 3:55.71, 2. Gilbert Roca 3:56.92, 3. Dylan Kennedy 3:57.06, 4. Joe Reinisch (El Camino) 3:57.90, 5. Shannon Horn (LBCC) 3:58.76, 6. Geoff Delahanty (El Camino) 4:01.53. **3000 SC:** 1. Colin Johnston (Taft) 9:13.7, 2. Gare Lopez (Central, AZ) 9:30.8, 3. Gray Mavhara (Riverside CC) 9:31.1, 4. Luis Jacobo (Glendale) 9:35.5, 5. David Torres (Grossmont) 9:42.9, 6. James Pendergraph (Riverside CC) 9:45.9. **5000:** 1. Fidel Zauala (Rancho Santiago) 15:07.56, 2. Martin Aravja (Glendale) 15:25.63, 3. Francis Walsh (Mesa, AZ) 15:29.90, 4. Luis Cazorla (Allan Hancock) 15:50.13, 5. Mark Sanchez (Golden West) 15:53.77, 6. Buddy Jones (Mt. SAC) 15:56.61.

**4x100:** 1. Central Arizona Col. 40.39, 2. Taft 40.67, 3. Mt. SAC 41.46, 4. Compton 41.49, 5. (tie) Santa Monica and Pasadena 41.58. **4x200:** 1. Central Arizona 1:23.96, 2. Long Beach CC 1:24.01, 3. Taft 1:24.53, 4. Compton CC 1:26.25, 5. Pasadena 1:26.51, 6. Mt. SAC 1:27.33. **4x400:** 1. Sacramento CC 3:12.37, 2. Long Beach CC 3:13.73, 3. Moorpark 3:13.97, 4. Pasadena 3:14.21, 5. Santa Monica CC 3:14.76, 6. Compton CC 3:16.05. **4x800:** 1. Riverside CC 7:48.05, 2. Mesa AZ. 7:49.38, 3. Long Beach CC 7:51.02, 4. Santa Mon-

ica CC 7:53.86, 5. SD Mesa 7:58.30, 6. El Camino 8:02.23. **4x1600 Relay:** 1. San Diego Mesa 17:36.46, 2. Long Beach CC 18:03.09, 3. Glendale 18:10.94, 4. Mesa Az. 18:28.56, 5. College of Desert 18:39.90, 6. Mt. SAC 18:51.22. **Sprint Medley Relay:** 1. Central Arizona 3:20.31, 2. Cerritos 3:28.46, 3. Taft College 3:29.64, 4. El Camino 3:31.10, 5. Moorpark 3:32.67, 6. Santa Barbara CC 3:34.12. **Distance Medley:** 1. Riverside CC 10:14.70, 2. Long Beach CC 10:17.97, 3. El Camino College 10:21.47, 4. Ventura College 10:23.37, 5. Mt. SAC 10:32.15, 6. San Joaquin Delta 10:42.14.

**110m HJ:** 1. Dominique Arnold (LBCC) 14.40, 2. Frank Guialdo (LBCC) 14.61, 3. Ram Banner (LBCC) 14.79, 4. Jeremy Allen (Pasadena CC) 14.88, 5. Adrian Brown (Golden West) 14.89, 6. Martino Wesley (Moorpark) 15.00. **400m IH:** 1. Joe Maasheff (Moorpark) 53.04, 2. Aaron Webber (Riverside AZ) 53.71, 3. Paea Kokohu (Sacto CC) 54.04, 5. Danny Cuellar (Central, AZ) 54.57, 6. Mike Sanders (Phoenix College) 54.64. **Shuttle Hurdle Relay:** 1. Long Beach CC 57.08, 2. Central Arizona College 1:01.95, 3. Moorpark 1:03.02, 4. Citrus 1:05.67, 5. Golden West 1:07.19.

**PV:** 1. Health Fulk (Mt. SAC) 16-1 3/4, 2. P.J. Chadnick (Cuesta) 16-1 3/4, 3. Aric Juarez (Mt. SAC) 15-7 3/4, 4. Dan Tapia (Cerritos) 15-7 3/4, 5. Brad Hecox (Mt. SAC) 15-1, 6. Chad Reddy (LBCC) 15-1. **HJ:** 1. Johnthan (SD Mesa) 6-4 3/4, 2. Jacob Van Auken (Golden West) 6-2 3/4, 3. Shann McCabe (Bakersfield) 6-2 3/4, 4. Tyler Vandruff (Orange Cst)

6-2 3/4, 5. Travis Riffle (Glendale) 6-2 3/4, 6. Lance Jacot (Golden West) 6-0 3/4. **LJ:** 1. Li Hong (Mt. SAC) 25-0 3/4, 2. Kyjone Jack (Mt. SAC) 24-8 3/4, 3. Ryhann Woods (LA Southwest) 24-5 1/2, 4. Jon Jordan (LBCC) 23-8 3/4, 5. Ty Hawkins (Mesa Az. 23-2 1/2, 6. Denny Johnson (Ventura) 23-1 1/2. **TJ:** 1. Jon Jordan (LBCC) 50-4 3/4, 2. Barry Massey (LBCC) 47-9 1/4, 3. Ty Hawkins (Mesa AZ) 46-10 1/4, 4. Willie Farrow (Citrus) 46-7 1/4, 5. Mario Leon (El Camino) 46-3 1/2, 6. Mauchese Franklin (Mt. SAC) 45-6 1/4.


**DT:** 1. Mark Landa (Glendale) 164-0, 2. Rene Bustamante (Citrus) 154-5, 3. David Dumble (Bakersfield) 153-9, 4. Keith Roland (Butter CC) 152-11, 5. Rob Powell (Fresno CC) 149-9, 6. Chris Gardner (Glendale) 139-11. **SP:** 1. Rene Bustamante (Citrus) 55-10 1/4, 2. Aloyea Wallin (LBCC) 53-3 3/4, 3. Zak Johnson (Fresno CC) 51-7 1/4, 4. David Loshonkohl (San Diego Mesa) 50-9 1/4, 5. Mark Landa (Glendale) 50-3 1/2, 6. Sean McKeown (Moorpark) 49-0 3/4. **HT:** 1. David Loshonkohl (SD Mesa) 212-1, 2. Rene Bustamante (Citrus) 177-0, 3. Shane Jackson (Merced) 166-2, 4. Mark Landa (Glendale) 161-4, 5. Chris Dose (Fresno CC) 158-8, 6. Will Knight (Antelope Vly) 158-5. **JT:** 1. Mike McClintock (Golden West) 203-3, 2. Chris Perry (Orange Cst) 181-3, 3. Zak Johnson (Fresno CC) 180-10, 4. Mark Williams (Hancock) 180-8, 5. Carlos Guerrero (Glendale) 178-5, 6. Anthony Vega (SBCC) 178-2.

#### Community College Results - Women

**1500:** 1. Kelly Olson (Grossmont) 4:51.01, 2. Stacey James (Taft) 4:51.40, 3. Brandy Pierce (Phoenix Col) 4:51.77, 4. Mo-


continued next page...

# MEET SPOTLIGHT



**DONNA MAYHEW**—World's farthest throw this year—191-2

Photo by Bill Cockerham



**JOHN GODINA**

Photo by Bill Cockerham



**ROBERT KETER**

Photo by Ken Isaak



**INGER MILLER**

Photo by Bill Leung, Jr.

nique Smith (Mt. SAC) 4:53.73, 5. Leticia Mora (Rancho Santiago) 4:54.73, 6. Gittha Hampson (SMCC) 4:56.35. **3000:** 1. JoJo Yaba (Mt. SAC) 10:24.47, 2. Monique Smith (Mt. SAC) 10:25.71, 3. Brenda Enderle (Mesa AZ) 10:33.09, 4. Taylor Perin (Mesa AZ) 10:33.97, 5. Gittha Hampson (SMCC) 10:35.36, 6. Inka Mims (Foothill) 10:37.58.

**100m H:** 1. Tamma Rockwell (Mesa AZ) 14.69, 2. Jackie Foreman (El Camino) 15.04, 3. Shonnal Bernard (Fullerton) 15.05, 4. Tasha Godreau (Mesa) 15.30, 5. Danielle Brown (Fullerton) 15.57, 6. Marcia Nesby (Glendale) 15.68. **400m H:** 1. Shani Freemann (SD Mesa) 1:02.10, 2. Tasha Godreau (Mesa AZ) 1:04.63, 3. Latoya Skipplings (Compton) 1:05.03, 4. Leann Kazmer (Orange Cst) 1:05.06, 5. Renae Grey (Riverside CC) 1:05.74, 6. Doris Marshall (Hancock) 1:05.75.

**4x100:** 1. Long Beach CC 46.71, 2. Mt. SAC 46.91, 3. Riverside CC 47.99, 4. Glendale CC 48.02, 5. El Camino 48.66, 6. Santa Monica 49.32. **4x400:** 1. San Diego Mesa 3:50.17, 2. El Camino 3:51.15, 3. Riverside CC 3:51.49, 4. Long Beach CC 4:06.12, 5. Santa Monica 4:08.76, 6. Fullerton 4:09.11. **4x800:** 1. El Camino 9:32.28, 2. Phoenix College 9:41.59, 3. San Diego Mesa 9:41.86, 4. Mt. SAC 9:43.97, 5. Cerritos 10:02.61, 6. Mt. SAC "B" 10:17.40. **Sprint Medley:** 1. Long Beach CC 1:46.14, 2. Mt. SAC 1:46.78, 3. Mesa Az 1:47.97, 4. Glendale CC 1:48.54, 5. San Diego Mesa 1:48.81, 6. Santa Monica 1:50.41. **Distance Medley:** 1. Long Beach CC 12:35.69, 2. San Diego Mesa 12:50.40, 3. Golden West 13:03.76, 4. Orange Coast 13:09.77, 5. Moorpark 13:12.47, 6. Riverside CC 13:55.74.

**HJ:** 1. Leah Cunningham (Riverside CC) 5-8, 2. Angie Migray (Glendale AZ) 5-5, 3. Angela Sullivan (San Diego Mesa) 5-5, 4. Erika Spencer (Citrus) 5-1, 5. Leann Kazmer (Orange Cst) 5-1, 6. Heather Bassett (Grossmont) 4-11. **LJ:** 1. Nicole Irvine (Mt. SAC) 19-11 1/4, 2. Sonja Bryant (LBCC) 18-4 3/4, 3. Glory Dolphin (Santa Monica) 18-0 3/4, 4. Michelle Dimry (Mira Costa) 16-5 1/4, 5. Sandy Baalad (Ventura) 16-2, 6. Karla Martinez (Grossmont) 16-1 3/4. **TJ:** 1. Angel Carver (LBCC) 41-2 1/2, 2. Amy Connole (Grossmont) 38-2 3/4, 3. Michelle Dimry (Mira Costa) 37-6 3/4, 4. Shirene McKinney (Cerritos) 34-8 1/2, 5. Robbin McQueen (Riverside CC) 34-5 3/4, 6. La-Kisha Jones (Riverside CC) 33-11 1/4. **SP:** 1. Leslie Coons

(SD Mesa) 45-9 1/4, 2. Kelly Smith (SD Mesa) 44-5 1/4, 3. Jodie Warr (Riverside CC) 38-9 1/2, 4. Nia Jones (Rancho Santiago) 38-3 1/4, 5. Kim Hoke (Glendale) 38-0 1/4, 6. Daris Flewellen (LBCC) 36-11.

**DT:** 1. Jodie Warr (Riverside CC) 143-0, 2. Leslie Coons (SD Mesa) 143-0, 3. Michelle Bryant (Pasadena CC) 137-5, 4. Lisa Kirchoff (Glendale) 129-6, 5. Holly Montoya (Glendale) 122-8, 6. Debra Berroth (Antelope Vly) 122-1. **JT:** 1. Vijitha Amerasekara (Mt. SAC) 182-3, 2. Leslie Coons (SD Mesa) 159-3, 3. Rita Riddle (Glendale) 118-4, 4. Christine Blyenberg (Chaffey) 116-10, 5. Rosalie Gill (SD Mesa) 113-3, 6. Jodie Warr (Riverside CC) 112-6.

## University/Open Results - Men

**100:** 1. Daniel Effiong (Central AZ) 10.13, 2. Jeff Laynes (USC) 10.24, 3. Raymond Stewart (Nike Int'l) 10.24, 4. Tony Miller (UCLA) 10.32, 5. Jeff Williams (Unat) 10.33, 6. Osagura Bode (Utah St) 10.33. **200:** 1. Tim Williams (SDTC) 20.64, 2. Edward Harvey (Pasadena CC) 20.78, 3. (tie) Bode (Utah St) and Kevin Braunskill (Goldwin TC) 21.07, 5. Jimmy French (U of Arkansas) 21.09, 6. Rod Tolbert (Nike AC) 21.18. **400:** 1. Will Glover (No. AZ) 46.63, 2. Devon Edwards (CPP) 46.75, 3. David Knight (IowaSt) 46.92, 4. Rene Rodrigues (Stanford) 46.96, 5. Larry Gardner (Nike AC) 47.03, 6. Troy Johnson 47.12. **800:** 1. Robert Keter (Pt. Loma) 1:50.03, 2. Renier Henning (Nebraska) 1:50.05, 3. Takahiro Watanabe (Brazil) 1:50.30, 4. Brett Jones (UCLA) 1:50.59, 5. Matt Large (SD TC) 1:50.96, 6. Donnell Johnson (Taft) 1:51.18. **1500:** 1. Mike Nielsen (UC Irvine) 3:48.55, 2. Hector Torres (Mex. Fed) 3:49.48, 3. Mark Narveson (Minnesota) 3:49.97, 4. Damian Capozzola (UCSB) 3:50.77, 5. Brian Gastum (UCLA) 3:51.04, 6. Monte Still (Wy) 3:51.22.

**110m HH:** 1. Tim Koreker (Vancouver OC) 13.79, 2. Kendall Mabry (Youth Serv.) 13.87, 3. Robert Foster (FSU) 13.88, 4. Eugene Swift (Bay Area Striders) 13.92, 5. Leo Simmons (Arizona) 14.07, 6. Willie Hible (Nebraska) 14.11. **400m IH:** 1. Eugene Swift (BA Striders) 51.63, 2. Andrew Dean-Neil (Nike AC) 51.64, 3. Gordan Bugg (Goldwin TC) 51.81, 4. Blane Mortensen (U of Montana) 51.93, 5. Marcus Carter (USC) 52.34, 6. Tony McCullough (Central Missouri) 52.51.

**4x100:** 1. Primetime 40.25, 2. Long Beach CC 40.34, 3. Colorado 40.46, 4. Central Arizona 40.63, 5. Utah State 40.69, 6. Mt. SAC 40.71. **4x400:** 1. Northern Arizona 3:08.21, 2. Taft College 3:08.32, 3. Fresno State 3:10.66, 4. South Bay TC 3:11.51, 5. Utah State 3:18.07. **4x800:** 1. Santa Monica TC 7:15.7, 2. Cal Poly SLO 7:37.8, 3. Mexico 7:44.7, 4. Point Loma 7:47.3, 5. Westmont 7:49.0, 6. Showtime 8:03.7.

**HJ:** 1. Brian Williams (U of Arizona) 7-0 1/4, 2. Dan Raatjes (Pt. Loma) 6-10 1/4, 3. Chris Henkel (Montana) 6-10 1/4, 4. Matt Burns (Minnesota) 6-10 1/4, 5. (tie) Bud Hamilton (Wy) and Brad Milby (UCLA) 6-8 1/4. **PV:** 1. Mark Hamilton (SLO TS) 16-10 3/4, 2. Tom Parker (Ad Ath) 16-4 3/4, 3. Kelly Rodriguez (BTW TC) 16-4 3/4, 4. Lance White (Utah St) 16-4 3/4, 5. Jay Thorson (S&S TC) 16-4 3/4, 6. John Besmer (BTW TC) 16-4 3/4. **LJ:** 1. Rogelio Saenz (Mex Red) 24-10, 2. Marcus Hickerson (Stanford TC) 23-10 1/4, 3. Robert Foster (FSU) 23-10 1/4, 4. Tyrone Minor (Minnesota) 23-8, 5. Darrell Sears (Central Missouri) 23-7 1/2, 6. Ronnie Skold (Pt. Loma) 23-1 3/4. **TJ:** 1. Jamal Bush (CSU Stanislaus) 51-11 1/4, 2. Ramiro Salcedo (Mex Red) 50-4, 3. Robert House (FSU) 50-3 1/2, 4. Adrian Ellis (Minnesota) 49-0 3/4, 5. Andre Girley 47-1, 6. Jashua Gindiri (No. AZ) 46-10 3/4. **SP:** 1. Mark Parlin (UCLA) 58-3 3/4, 2. Marc Harisay (Unat) 57-9 3/4, 3. Jason Wyatt (AP) 57-5 3/4, 4. Alan Babayon (UC Davis) 55-3, 5. Jeff Dunn (CSU Northridge) 55-0 3/4, 6. Chad Lindsay (Wyoming) 54-10.

**DT:** 1. John Godina (UCLA) 198-1, 2. Gary Kirchoff (USC) 184-0, 3. Eric Johnson (Colorado) 184-7, 4. Doug Huff (U of AZ) 182-10, 5. Rod Chronister (Unat) 178-4, 6. Jackie Presser (UCLA) 176-9. **HT:** 1. Magnus Strandqvist (Pt. Loma) 189-9, 2. Bret Chappel (FSU) 185-7, 3. Randy Herron (FSU) 183-9, 4. Joey Taylor (UC Davis) 183-4, 5. Tyrone Gayle's (Fernandes, Fern) 180-9, 6. John Fowler (Stanford) 180-7. **JT:** 1. Mike Abey (U of Wy) 199-8, 2. Juan Lopez (Mex Fed) 199-4, 3. Joe Zapustas (Az St) 189-8, 4. Nery Kennedy (Pt. Loma) 189-4, 5. Jason Cole (Minnesota) 174-0, 6. Mike Thomas (USC) 172-0.

## University/Open Results - Women

**100:** 1. Lisa Parker (Az St) 11.72, 2. Dena Burrows (BYU) 11.81, 3. Tanisha Johns (U of CO) 11.91, 4. Sheryl Porter

continued next page...



# MEET SPOTLIGHT

(Showtime TC) 12.04, 5. Cathie Guischart (BYU) 12.08, 6. Myra Mayberry (Showtime) 12.20. **200:** 1. Inger Miller (USC) 22.33, 2. Dannette Young (World Class TC) 22.63, 3. Wenda Vereen (Goldwin TC) 22.63, 4. Michelle Finn (SMTTC) 23.03, 5. Tanisha Johns (U of CO) 24.11, 6. Dena Burrows (BYU) 24.16. **400:** 1. Shanecka Campbell (ASU) 53.16, 2. Latima Jones (USC) 53.94, 3. Judy Franzler (UNLV) 54.31, 4. Taiye Akinremi (Az St) 54.40, 5. Stephanie Saleem (Atoms TC) 54.47, 6. Wilson Tranquil (Nebraska) 54.49. **800:** 1. Elizabeth Onyambu (Biola) 2:09.11, 2. Sandra Richards (Unat) 2:10.04, 3. Deby Wolff (Reebok RT) 2:10.53, 4. Dena Dey (Stanford) 2:11.02, 5. Latoya Polk (Oklahoma St) 2:11.03, 6. Deby Anderson (U of Wy) 2:11.13. **1500:** 1. Sarah Schwald (Arkansas St) 4:24.71, 2. Rachel Brennan (U of Az) 4:25.06, 3. Teresa Stelling (Nebraska) 4:25.46, 4. Carrie Luis (CSU Stanislaus) 4:26.84, 5. Elizabeth Onyambu (Biola) 4:28.20, 6. Allison Titcomb (Minnesota) 4:31.01.

**3000:** 1. Elena Jasso (Mex Fed) 9:21.73, 2. Shelley Taylor (Arkansas St) 9:32.64, 3. Rachel Brennan (U of Az) 9:38.16, 4. Emebet Shiferan (RCC) 9:51.53, 5. Jennie Cushman (NAU) 9:52.37, 6. Jennifer Laqcovara (CPSLO) 9:53.95. **5000:** 1. Kay Gooch (Ok. Univ) 16:16.75, 2. Valeri Vaughan (Asics) 16:24.17, 3. Brenda Sleuwenhoek (U of Az) 16:27.89, 4. Tracy Jarman (NAU) 16:30.23, 5. Heather Whitney (BYU) 16:39.82, 6. Michele Buresh (Mt. West) 16:53.95. **10,000:** 1. Trinidad Galeana (Mex Fed) 34:08.65, 2. Susan Bliss (Minnesota) 34:22.50, 3. Kim Mount (Arkansas St) 34:30.57, 4. Jean Harvey (U of Az) 34:39.58, 5. Maelena Reyna (Mex Fed) 34:56.46, 6. Isabel Carraeno (Mex Fed) 35:10.52.

**100m H:** 1. Kwani Steward (Nebraska) 13.65, 2. (tie) Sondra Tavarez (Mex Fed) and Tiffany Smith (World Class) 13.91, 4. Trecia Roberts (Tucson Elite AC) 13.97, 5. Kim Young (CSU Northridge) 14.05, 6. Rochelle Frazier (Tucson Elite) 14.19. **400m H:** 1. Maureen Cinqmars (Coquitlan Cheetah) 1:01.58, 2. Gabriella Prieto (Mexico) 1:02.26, 3. Patricia Dendy (UNLV) 1:02.59, 4. Chrissy Body (Stanford) 1:03.07, 5. Michelle Johnson (U of Az) 1:03.32, 6. LeGretta Hinds (CSULB) 1:03.52.

**4x100:** 1. LBCC 46.45, 2. U of Arizona 47.09, 3. UNLV 47.12, 4. UC Irvine 47.13, 5. U of Minnesota 47.68. **4x400:** 1. Fresno State 3:44.3, 2. San Diego Mesa 3:48.39, 3. U of Minnesota 3:50.5, 4. CSU Northridge 3:50.9, 5. Northern Arizona 3:51.57, 6. CSU Stanislaus 3:51.96.

**HJ:** 1. Angel Leath (NAU) 5-7 3/4, 2. Leah Cunningham (Riverside CC) 5-5 3/4, 3. Susan Conlon (FSU) 5-3 3/4, 4. Kim Moshier (FSU) 5-3 3/4, 5. Brenda Naber (Montana) 5-3 3/4, 6. Elizabeth Bauer (UC Irvine) 5-1 3/4. **LJ:** 1. Toshel Woods (Arkansas St) 19-10 1/4, 2. Lisa Hale (So Bay TC) 19-9 1/2, 3. Tanel House (CSU Northridge) 19-7 1/2, 4. Cris Swann (Unat) 19-3 3/4, 5. Jane Cox-Kolodnicki (U of Calgary) 19-1 1/4, 6. Nedra Dillon (SDSU) 18-10. **TJ:** 1. Althea Moses (Unat) 41-2 1/2, 2. Nicola Marshall (Nebraska) 40-10 1/4, 3. Angel Carver (LBCC) 40-9 3/4, 4. Kayla Montgomery (U of Az) 39-11 1/4, 5. Toshel Woods (Arkansas St) 39-4, 6. Kim Mallard (CSU Bakersfield) 39-1. **SP:** 1. Valeyta Althouse (UCLA) 50-8 3/4, 2. Teresa Stricklin (CSU Northridge) 45-11 1/4, 3. Anna Soderberg (NAU) 45-9, 4. Stephanie Music (Western State) 44-9 1/2, 5. Joyce Schultz (Minnesota) 44-2 1/2, 6. Dani Parkus (Minnesota) 43-4 1/4.

**DT:** 1. Sarah Andrews (Unat) 166-1, 2. Allison Franke (USC) 163-8, 3. Jenni Whelchel (UCLA) 163-6, 4. Paulette Mitchell (Nebraska) 162-3, 5. Joyce Schultz (U of Minnesota) 160-0, 6. Jennifer Peters (CPSLO) 156-7. **HT:** 1. Donna Beard (AIA) 154-5, 2. Ericka Dice (SD Mesa) 151-11, 3. Dani King (Colorado St) 133-8. **JT:** 1. Heather Berlin (U of Minnesota) 155-5, 2. Donna Beard (AIA) 144-3, 3. Kamber Backman (U of Wy) 142-1, 4. Julie Richardson (BYU) 136-7, 5. Amy Ainsworth (Colorado St) 136-4, 6. Aldee Benitez (Mex Fed) 128-7.

## Invitational Results - Men

**100:** 1. Ato Bolden (SJCC) 10.29, 2. Ron Clark (Prime Time) 10.39, 3. Salom Garriba (Unat) 10.40, 4. Aaron Thigpen 10.40, 5. Ron Brown (NFL Football) 10.70. **Masters 100:** 1. Stan Whitley (Cheetahs) 11.07, 2. Eugene Driver (Unat) 11.23, 3. Glenn Johnson (Unat) 11.96, 4. Frank Little (Unat) 12.04, 5. Herman Castillo (Unat) 12.06. **200:** 1. Dean Capopiano (Australia) 20.39, 2. Daniel Effiong (Central Az) 20.47, 3. Tim William (SD TC) 20.64, 4. Brian Bridgewater (CSLA) 20.68, 5. Vince Hemingway (U of Arkansas) 20.96, 6. Quincy Watts (Nike Int'l) 20.96. **400:** 1. John Regis (Great Britain) 45.48, 2. Jason Rouser (Nike Int'l) 45.48, 3. Calvin Davis (U of Arkansas) 45.87, 4. Kevin Young (Nike Int'l) 46.03, 5. Brian Irvin (Nike AC) 46.32, 6. James Dustin (USC) 46.75. **800:** 1. Joseph Tengelei (Abilene Christian) 1:46.32, 2. Terrill Davis (Accusplit TC) 1:48.07, 3. Gilmer Santos (Brazil) 1:48.73, 4. Jim McCreery (Az St) 1:49.35, 5. Clive Terrelonge (Nike AC) 1:49.95, 6. Vaughn Kastor (Nike Track West) 1:50.20.

**1500:** 1. Abdi Bile (Somalia) 3:39.52, 2. Edgar Deolivera (Brazil) 3:40.40, 3. Ernie Freer (Unat) 3:41.64, 4. Mark Dunbar (Reebok TC) 3:41.91, 5. Jose Brbosa (Brazil) 3:42.46, 6. Steve Green (Iowa St) 3:42.77. **3000 SC:** 1. Marc Davis (Footlocker) 8:26.6, 2. Wander Maura (Brazil) 8:30.5, 3. Danny Reese (US West) 8:35.2, 4. Justin Chaston (Nike Texas) 8:37.2, 5. Hector Arias (Mexico) 8:42.2, 6. Erin Scroggins (Az St) 8:45.1. **5000:** 1. Jonah Koech (Iowa St) 13:39.25, 2. Brian Abschine (Unat) 13:39.87, 3. Trey Harrison (AUSA Wesley) 13:45.06, 4. Rafael Munoz (Mex Fed) 13:45.40, 5. Todd Lewis (NYAC) 13:47.69, 6. Mauricio Hernandez (Mexico) 13:50.08. **10,000:** 1. Joe Falcon (Footlocker AC) 28:21.24, 2. Julius Randich (Lubbock Christian) 28:22.99, 3. Bob Kampinen (Nike Boston) 28:23.80, 4. Josephat Kapkory (Kenya) 28:32.03, 5. Bob Henes (Nike North) 28:51.28, 6. Frank Hanley (U of Arkansas) 28:58.40.

**110m HH:** 1. Tony Jarrett (Great Britain) 13.33, 2. Tony Li (Unat) 13.46, 3. Courtney Hawkins (SMTTC) 13.59, 4. Mark Crear (Nike Int'l) 13.59, 5. Robert Reading (Accusplit TC) 13.69, 6. Rod Jett (Accusplit TC) 14.11. **400m H:** 1. Withrop Graham (Unat) 50.17, 2. Kevin Henderson (Goldwin TC) 50.28, 3. Marty Beck (Nike Int'l) 50.81, 4. Tony McKennie (Nike AC) 51.45, 5. Michael Graham (SMTTC) 51.95, 6. Shephan Flenoy (Unat) 52.59.

**4x200:** 1. Campbell Wells 1:23.75, 2. Fresno State 1:24.88, 3. Prime Time Sports 1:26.24. **4x400:** 1. Central Arizona 3:04.54, 2. Univ. of Arkansas 3:04.80, 3. Colorado 3:07.70, 4. Long Beach 3:09.01, 5. Nebraska 3:09.33, 6. Arizona 3:15.03. **4x100:** 1. Santa Monica TC 38.00, 2. Commonwealth 38.37, 3. Campbell wells 38.77, 4. Nike Int'l) 38.79, 5. Univ. of Arkansas 39.53, 6. UCLA 39.96. **Distance Medley:** 1. Santa Monica TC 9:29.74, 2. Cal Poly SLO 9:42.98, 3. Univ. of Colorado 9:43.44, 4. Univ. of Arizona 9:51.07, 5. UCLA 10:00.14, 6. San Diego Mesa 10:00.94.

**HJ:** 1. Hollis Conway (Campbell/Wells) 7-6 1/2, 2. Ray Doakes (U of Arkansas) 7-4 1/2, 3. Brian Williams (Arizona) 7-2 1/2, 4. Jeff Wylie (AIA) 7-2 1/2, 5. Chris Murrell (Minnesota) 7-2 1/2, 6. Matt Hemingway (U of Arkansas) 7-0 1/4. **LJ:** 1. Robert Thomas (Nebraska) 26-9, 2. Hui-Fang Nai (SoCal Cheetahs) 26-0 3/4, 3. Larry Myricks (SoCal Cheetahs) 25-11, 4. Victor Agbebaku (Arizona St) 25-7 1/2, 5. Bsen Koech (Canyon) 25-7 1/4, 6. Alan Turner (Nike Indiana) 25-4 3/4. **PV:** 1. Paulo Benavides (Mex Fed) 18-1 1/4, 2. David Cox (FSU) 17-8 1/2, 3. Lane White (NAU) 17-2 3/4, 4. Jim Drath (Unat) 17-2 3/4, 5. Scott Krupinski (Keiser TC) 17-2 3/4, 6. Dan Burton (Nike Indiana) 17-2 3/4. **TJ:** 1. Brian Wellman (Unat) 55-2 1/4, 2. Erick Walder (U of Arkansas) 54-8 1/4, 3. Alex Norca (LBCC) 54-6 3/4, 4. Tyrone Scott (Accusplit TC) 24-1 1/4, 5. Charles Rogers (UCLA) 52-11 1/2, 6. Greg Harper (Goldwin TC) 52-10.

**DT:** 1. Ade Olukoku (Unat) 213-5, 2. Johny Godina (UCLA)

190-3, 3. Andy Meyer (Nebraska) 188-1, 4. Doug Huff (Arizona) 183-3, 5. Gary Krischoff (USC) 180-6, 6. Erik Johnson (U of CO) 178-11. **SP:** 1. C.J. Hunter (US West) 63-4 3/4, 2. Kevin Coleman (Nebraska) 62-10 1/2, 3. John Godina (UCLA) 61-1 1/4, 4. Chad Goldstien (Minnesota) 60-3 3/4, 5. Joe Bailey (UCLA) 59-9 3/4, 6. Billy McDaniel (Unat) 58-6. **HT:** 1. Balazs Kiss (USC) 249-4, 2. Per Karlson (Sweden) 240-8, 3. David Popejoy (Unat) 218-3, 4. John Thomas (Unat) 216-6, 5. Guillermo Guzman (Mex Fed) 214-10, 6. David Loshonkohl 208-1.

## Invitational Results - Women

**100:** 1. Inger Miller (USC) 11.11, 2. Wenda Vereen (Goldwin TC) 11.31, 3. Chrissie Opara (SoCal Cheetahs) 11.44, 4. Christie Gaines (Unat) 11.54, 5. Mary Onyali (Unat) 11.55, 6. Cheryl Porter (Showtime) 12.19. **400:** 1. Terry Dendy (Team Elite) 52.04, 2. Crystal Irving (Atoms TC) 52.21, 3. Lade Akinremi (Az St) 52.24, 4. Shanelle Porter (Nebraska) 52.47, 5. Revoli Campbell (Mt. SAC) 53.19, 6. Marian Knijn (SD TC) 53.53. **800:** 1. Julie Jenkins (Reebok RC) 2:04.32, 2. Kim Tonney (AZ St) 2:04.37, 3. Shola Lynch (Footlocker) 2:04.79, 4. Sandie Richards (Jamaica) 2:04.79, 5. Nicole Teeter (Nike Cst) 2:06.00, 6. Jasmen Jones (Unat) 2:06.12. **1500:** 1. Maria Mutola (Mozambique) 4:08.92, 2. C. Gioenendaal (SMTTC) 4:15.21, 3. Sarah Howell (Abbotsford Roy) 4:16.67, 4. Adriana Fernandez (Mex Fed) 4:25.09, 5. Darcy Arreola (Nike Cst) 4:26.11, 6. Buffy Rabbit (Nike Cst) 4:26.61.

**3000:** 1. Sarah Howell (Abbotsford) 9:07.68, 2. Libbie Johnson (Mizuno) 9:08.47, 3. Katy McCandless (Reebok) 9:11.76, 4. Adriana Fernandez (Mex Fed) 9:12.46, 5. Carmen Troncosco (Nike Texas) 9:14.27, 6. Fran Tenbenschel (Nebraska) 9:14.44. **10,000:** 1. Trina Painter (Nike Texas) 32:19.79, 2. Lisa Harvey (Calgary) 32:48.36, 3. Maricarm Diaz (Mex Fed) 32:53.73, 4. Laura Lamena-Coll (Reebok) 33:23.75, 5. Kathy Smith (Cal Cst) 33:23.86, 6. Sonia Betancourt (Mex Fed) 33:23.94.

**100m H:** 1. Marsha Guialdo (CSLA) 13.31, 2. Sau Ying Chan (Mt. SAC) 13.51, 3. Michelle Campbell (APU) 13.63, 4. Doris Williams (goldwin TC) 13.66, 5. Ime Akpan (Az St) 13.77, 6. R. Fraser (Tucson Elite) 13.88. **400m H:** 1. Kim Batten (Reebok) 56.03, 2. Kellie Roberts (Anderson Int'l) 57.06, 3. Tayo Akinremi (Az St) 57.43, 4. Trevaia Williams (Atoms TC) 57.74, 5. Countess Commodore (Reebok) 58.03, 6. LaTanya Sheffield (SD TC) 59.48.

**4x100:** 1. Fresno State 46.23. **4x200:** 1. Arizona State 1:34.39, 2. Fresno State 1:36.91, 3. CSU Northridge 1:37.32, 4. UC Irvine 1:40.87. **4x400:** 1. Atoms TC 3:34.01, 2. UCLA 3:36.90, 3. CPSLO 3:37.39, 4. Univ of Nebraska 3:40.36, 5. UNLV 3:42.84.

**HJ:** 1. Tanya Hughes (U of Az) 6-2 3/4, 2. Connie Teaberry (Goldwin TC) 6-2 3/4, 3. Karol Damon (Goldwin TC) 6-1 1/2, 4. Sue Rembao (Reebok) 6-1 1/2, 5. J.C. Broughton (U of Az) 5-11 1/2, 6. Lori Suoboda (Unat) 5-9 3/4. **LJ:** 1. Christy Opara (SoCal Cheetahs) 21-5 1/2, 2. Jackie Edwards (Stanford TC) 20-9 1/4, 3. S. Wang (BYU) 20-5 1/4, 4. Nicole Irving (Mt. SAC) 20-2 1/2, 5. Tonya Sedwick (World Class TC) 20-1, 6. Gina Rhodes (Western State) 19-9. **SP:** 1. Ramona Pagel (SD Mesa) 58-3, 2. Dawn Dumble (UCLA) 55-9, 3. Christy Barrett (Nike Cst) 53-8 1/4, 4. Peggy Pollock (Unat) 53-7, 5. Rica Brown (Unat) 52-11, 6. Valeyta Althouse (UCLA) 52-7 1/2.

**DT:** 1. Katrin Koch (Nike Indiana) 191-2, 2. Pam Dukes (Nike Cst) 190-3, 3. Janet Hill (CSLA) 182-6, 4. Dawn Dumble (UCLA) 181-1, 5. Anna Soderberg (NAU) 166-9, 6. Melissa Weis (U of CO) 164-1. **JT:** 1. Donna Mayhew (Nike Cst) 191-2, 2. Vijitha Marasekara (Mt. SAC) 171-9, 3. Heather Berlin (U of Minnesota) 167-6, 4. Kim Hyatt (Nike Ore. Int'l) 165-3, 5. Sylke Kruppel (Johns Hopkins Univ.) 165-3, 6. Nicole Carroll (San Mateo AC) 164-8.



# PREP NOTES

By KEITH CONNING

## ■ FAX (510) 849-3342

Northern California coaches can fax me their results. Or you can continue to send them to Keith Conning, 2235 Browning Street, Berkeley, CA 94702.

## ■ Bay Area Top 8 Invitational

**James Logan High School, Union City, April 23**--Jimmi Banks (San Leandro) set a new meet record of 23-10. The old meet record of 23-1 3/4 was set by Troy Dominici (Logan) in 1990.

Kelli White (Logan) set a new meet record of 12.12 in the 100 meters. The old meet record of 12.25 was set by Lesa Parker (Bishop O'Dowd, Oakland) in 1991.

Latasha Gilliam (Pittsburg) won the 400 meters in 56.7. Michelle Muething (Amador Valley, Pleasanton) ran the 1,600 meters in 5:06.82. The Logan girls' 4 x 100 relay team ran 48.0.



**Michelle Muething**

Photo by Keith Conning

## ■ 36th Annual Sanger Metric Classic

**April 23**--The Hoover girls' sprint medley relay team of Cobb, House, Weatherson, and Dawson set a new meet record of 4:13.41.

Danielle Boswell (Bullard, Fresno) set a new meet record of 5-7 3/4 in the high jump.

Harrison (Wasco) triple jumped 37-10 3/4.

Lisa Stephaney (Hoover, Fresno) set a new meet record of 44-8 in the shot put.

## ■ Coreen De Los Santos (Ukiah)

**West Valley/Chico Invite, Chico State University, April 23**--Coreen De Los Santos (Ukiah), third in the 1992 North Coast Section, put the shot 43-1 3/4.

## ■ Penn Relays

**April 23**--Arkansas defeated Villanova in the men's distance medley relay.

"This has been Villanova's race, but Arkansas has taken it over in the last couple of years," the Wildcat's Louie Quintana (Arroyo Grande HS) said to Bert Rosenthal of the Associated Press. By the time Quintana got the baton, Arkansas held a 30-meter lead. Quintana was clocked in 3:57.7 for his 1,600-meter leg.

Defending champion Villanova's women won the 6,000-meter championship, beating Providence with Arkansas third. Villanova's foursome of Becky Spies (Livermore HS), Carole Zajac, Megan Flowers and Cheri Goddard won easily, clocked in 17:55.51.

In the women's sprint medley, Arizona State's quartet of Christy Akinremi, Lesa Parker (Bishop O'Dowd HS, Oakland), Shaniqua Campbell (Alta Loma HS 1990), and Kim Toney (Atascadero HS) came from behind on the final leg to beat Florida in 3:45.42.

## ■ West Valley Relays

**West Valley College, Saratoga, April 24**--St. Ignatius won the boys' team title with 34 points. Fremont (Sunnyvale) was second with 30, and Skyline (Oakland) was third with 25. Stengele (Los Gatos) defeated his teammate Charleston in the hammer--197-1 to 189-5.

Darrell Hampton has created a great girls' team at Skyline. His team won the girls' division with 102 points. St. Ignatius was second with 28, and Aptos was third with 22.

Aisha Wallace (Skyline, Oakland) won the 100 meters in 12.01. Malika Freeman (Skyline) placed second in 12.18, and Lisa Bittner (Leigh) was third in 12.22. Angela Harris (Skyline) ran the 200 meters in 24.85 and the 400 hurdles in 1:03.04.

Ann Baldelli (St. Ignatius) won the 1,500 meters in 4:49.59. The Skyline girls' 4 x 100 team ran 46.80 and their 4 x 400 team ran 3:49.24.

## ■ Powell, Harvey beat collegians at Stanislaus meet

**Turlock, April 24**--High school athletes Suzy Powell and Tye Harvey beat their college-age opponents Saturday during the Stanislaus State Invitational which welcomed unattached athletes and club teams to the Warriors track.

Powell, the stellar Downey High junior, set two meet records while winning the discus with a throw of 170 feet, 10 1/2 inches, and the javelin in 140-5. Powell threw the discus 173-2 Friday, the longest in the state this year.

Harvey, a senior at Sonora High, went 16-7 to win the pole vault. His 16-7 is the best vault in the state this year by one inch, surpassing that of San Jose vaulter Scott Slover's 16-6.

*(Prep Editor: The preceding story from The Modesto Bee of April 25 was faxed to me by Mac Powell. He pointed out that Suzy was competing unattached.)*

*Harvey's vault actually ties Slover, because Slover vaulted 16-7 on Friday night in Los Gatos.)*

## ■ Fifth Annual Vallejo Relays

**Corbus Field, Vallejo, April 24**--The Bishop O'Dowd of Oakland girls' sprint medley relay team set a new meet record of 1:48.7. The old meet record of 1:49.5 was set by Bishop O'Dowd in 1991. Miesha Marzell, the State Meet 800 champion, ran a leg on this year's team in order to develop her speed.

Napa set a new meet record in the distance medley relay of 12:55.3. The old meet record of 12:57.2 was set by Santa Rosa in 1991.

Jamilla Churchill (Bishop O'Dowd) high jumped 5-8.

Kristen Heaston (Ygnacio Valley, Concord), the national leader in the shot put, set a new meet record of 48-4. The old meet record of 41-7 3/4 was set by Hopkins (Burbank, Sacramento) in 1991.

Shanita Ellison (Hogan, Vallejo) set a new

*continued next page...*

# PREP NOTES

meet record in the discus of 137-10. The old meet record of 132-11 was set by Ellison in 1992. Heaston, the shot put winner, placed second with a throw of 136-6.

## ■ Kyle O'Neill (Bella Vista, Fair Oaks)

**Sacramento, April 24**--Junior Kyle O'Neill (Bella Vista, Fair Oaks) ran a splendid 13.9 in the high hurdles at the Sacramento County Bronco Invitational.

O'Neill missed taking on Muir's Haslip and Stamps at the Arcadia Invitational due to a hamstring strain encountered during the Oakland Invitational open 400. He missed two weeks.

Coach Ed Lloyd said, "O'Neill has immense potential. He is a real threat to break the state 110 HH record, either this year or next. When he can put together an even 13-step 330 IH he will reach low 36's this season."

## ■ Johnson accepts Stanford track offer

Jimmie Johnson (Mission San Jose, Fremont), who placed sixth in the 1992 State Meet 400 meters and had the leading time (47.87) in Northern and Central California in 1992, has accepted the first Stanford men's track and field scholarship the university has awarded in eight years.

There were 34 schools actively pursuing Johnson, but the final decision came down to Stanford vs. Cal.

## ■ Penn Relays

**April 24**--Louie Quintana (Villanova/Arroyo Grande HS 1991) was voted the outstanding male athlete of the meet.

Villanova won the 6,000-meter relay.

John Schiefer, who ran the third 1,500-meter leg for Arkansas, had the baton knocked out of his hand by Villanova's Brad Sumner with about 150 meters remaining.

"We want to beat Arkansas badly," said Quintana to Bert Rosenthal of the Associated Press. "This was their event. It



**Louie Quintana**  
Photo by Kirby Lee

was the event they were pointing to. They had all their top guns--all four had run 1,500 meters in 3:41.

"To beat them was quite an upset. To beat Arkansas... how sweet it is. To win the 4x1,500 against a legitimate powerhouse like Arkansas is great."

"When you have Louie Quintana on the anchor, you don't need a dropped baton to win a race," said coach Marty Stern of Villanova.

## ■ Kristin Heaston (Ygnacio Valley, Concord)

**April 28**--Kristin Heaston (Ygnacio Valley, Concord) put the shot 48-5 and threw the discus 134-10 in a dual meet against Pittsburg.

## ■ 25th Annual Charlie Eaton Relays

**Acalanes High School, Lafayette, April 30**--This relay meet is named after Charles Eaton, who for twenty-eight years, coached and taught at Acalanes High School. Charlie was an inspiration to coaches and athletes throughout California for many years.

The following schools have participated in all twenty-four previous meets: Acalanes, Alhambra, Antioch, Campolindo, Las Lomas, Miramonte, Monte Vista, Piedmont, and San Ramon.

The De La Salle four mile relay team of John Kelly 4:37.0, Pronsias Fitzpatrick 4:34.8, Ty Walker 4:28.4, and Mike Prindiville 4:26.0 ran 18:05.0. The splits were provided by coach Rico Bilotti.

The Monte Vista girls' four mile relay team ran 22:47.2.

Kristin Heaston (Ygnacio Valley, Concord) set a new meet record of 50-5 in the shot put. The old meet record of 40-9 1/2 was set by Amy Vangeogen (Acalanes) in 1981. For most of the meet the official read the marks from a distance of 10 feet, while sitting in a lawn chair! He rounded all marks up to the nearest inch. I checked Heaston's winning mark, and it was in fact 50-5 exactly. Heaston's series: 46-11, 50-5, 48-7, and 46-7. She was only allowed four throws. The 50-5 is the second best put in the United States this season, only Heaston's 51-1 1/2 at Arcadia is longer.

Heaston also set a new meet record of 140-6 in the discus. The old meet record of

132-8 was set by Margaret Georgen (Antioch) in 1985.

## ■ Editorial

I know it's hard to find competent high school officials. However, if you are going to do a job, you might as well do it to the best of your ability. Being too lazy to read the tape at the shot put board (see story above) is a disservice to the athlete, especially when you have the top thrower in the United States in the competition.

## ■ Suzy Powell (Downey, Modesto) closes in on national discus record

**Downey High School, Modesto, April 30**--Suzy Powell (Downey, Modesto) threw the discus 175-5. It was the ninth longest high school discus throw of all-time.

Powell is only five inches short of the national junior class and age-16 record of 175-10 by Leslie Deniz (Gridley) in 1979.

## ■ Mike Marsh (Hawthorne HS, 1985)

**Houston, May 2, Reuter**--Mike Marsh, the 200 meter Olympic champion, ran the 400 for the first time since 1989 and won the event with a time of 45.53 seconds.

Marsh took control of the race before the midway point and coasted to victory.

"Relaxation was the main key," Marsh said. "I established a rhythm by the time I got 150 meters into the race and just held that; ran the best tactical race I could."

(Prep Editor: This is a personal best for Marsh. He ran 46.21 in 1989.)



**Mike Marsh**  
Fine Flicks by Don Gosney

## ■ Kristin Heaston (Ygnacio Valley, Concord)

**May 5**--Kristin Heaston (Ygnacio Valley, Concord), the national shot put leader at 51-1 1/2, put the shot 48-10 and threw the discus 134-8 in a Bay Valley Athletic League dual meet against Berkeley.

continued next page...



# PREP NOTES

## ■ Track Legacy

**Baton Rouge, La., May 6 (AP)** -- Summer Smothers already was a budding track star when she challenged her mother to a race. Then 11, Smothers thought winning would be easy.

"I was sure I could beat her," Smothers said. "I went as hard as I could. But I never could catch her."

Summer's mother, Betty Smothers, the Baton Rouge police officer killed while working an off-duty job to help support her six children, was a state champion in the 100-meter hurdles in high school.

The day before Mother's Day, Smothers, 15, and her brother Warrick Dunn, 18, hope to carry on the family tradition. The Louisiana High School Athletic Association Track and Field Championships will be their first meet since their mother was killed.

"My mom ran track when she was in school at Scotlandville," Dunn said. "She used to tell us what it was like and about how hard she worked to get better."

Dunn, an all-state quarterback for Catholic High last season who has signed to play at Florida State, says track is the family sport.

"I was in front of the house playing basketball and this man came up and asked me if I'd like to run track in the summer," Dunn said. "I said yes and I guess that's how it got started."

Soon the entire family was part of the K-Y Track Program. Dunn was the national runner-up in the 100 meters as a 10-year-old. A year later, he was the national champion. At 7, Summer Smothers was drafted to run on a 9-to-10-year-old relay team at a national meet.

"They just needed somebody to run," she said. "I got recruited."

Betty Smothers, who worked to raise funds to send youngsters to regional and national competitions and became an integral part of the Southern University Track and Field Officials Association, also became a coach to her kids.

Now a freshman at Southern Lab, Summer's best event is the 200, coach Rebecca Marshall said.

"I can see her becoming very good in both the 200 and the 400," Marshall said. "Right now, she's so valuable to us in our relays."

This weekend, Summer will run on all three relays for Southern Lab.

Dunn has been one of the area's top competitors in the 100 and 200 meters for the

past couple of years. His time of 6.31 seconds for 55 meters was one of the nation's best and his 100 time of 10.4 is one of the state's best. A hamstring injury will limit Dunn to the 100 and relays Saturday. And when he runs, Dunn will be thinking of his mother.

"The 100 on Saturday is for her," Dunn said. "I always think about her whenever I get into the blocks. I always say, 'This one's for you, Mom.' And then I say a little prayer."

## ■ West Yosemite League Championships

**May 7**--Danny Perryman (Lemoore) won the 300 hurdles in 37.6. Allison Wilbourn (Redwood) won the 300 hurdles in 44.4.

## ■ Scott Slover (Leland)

**San Jose City College, May 7**--Scott Slover (Leland, San Jose), who is tied with Tye Harvey (Sonora) for the state lead in the pole vault at 16-7, won the Santa Teresa League with a vault of 16-4.

## ■ Mount Hamilton Finals

**Independence High School, San Jose, May 7**--Rob Rice (Mt. Pleasant) defeated teammate Jarron Turner in a wind-aided 100 meters--10.3 to 10.4. Jack Beloney (Oak Grove, San Jose) placed third in 10.4. Beloney won the 200 meters in 20.9w.

Jennifer Odom (Independence, San Jose) won the 100 hurdles in 14.2w.

## ■ Meet of Champions

**American River Junior College, Sacramento, May 8**--This year for the first time, teams from the North Coast, Oakland, and San Francisco Sections joined the Sac-Joaquin and Northern Sections in the premier meet of the Northern California season. There were three national leading marks set in the meet!

Tye Harvey (Sonora) cleared 16-9 3/4. The previous national leader was Steve Jesulaitis (Klein Oak, Spring, Texas) at 16-9.

The Skyline (Oakland) girls' 4 x 400 relay team of junior Reyna Goodwin 57.2, senior Malika Freeman 56.4, sophomore Aisha Wallace 56.9, and junior Angela Harris 53.6 ran 3:43.0. It is the 17th fastest time ever in the United States. The previous national leader was Morningside (Inglewood) at 3:44.97. Logan (Union City) placed second in 3:47.4 and Bishop O'Dowd (Oakland) was third in 3:47.9.

Senior Kristin Heaston (Ygnacio Valley, Concord) put the shot 51-11 1/2. She had assumed the national lead at the Arcadia Invitational at 51-1 1/2. That moves her to #4 all-time in the United States. Chelsea Stephens (Atwater) placed second at 42-1.

Brian Lewis (Highland, North Highlands) defeated Larry Rogers (Grace Davis, Modesto) in the 100 meters with an aiding-wind of +4.00 meters per second--10.37 to 10.58.

Lewis beat Tremaine Simms (Vallejo) in the 200 meters with a aiding-wind of +3.1 meters per second--21.13w to 21.50. Walter Smith (McAteer, San Francisco) placed third in 21.52.

Matt Farley (Jesuit, Carmichael) won the 3,200 meters in 9:15.97. Konrad Knutson (Del Campo, Fair Oaks) placed second in 9:16.70. Dave Braden (Amador Valley, Pleasanton) was third in 9:17.14, and Jason Perscheid (Jesuit) was fourth in 9:17.83.

Kyle O'Neill (Bella Vista, Fair Oaks) ran the 300 intermediate hurdles in 37.58.

Highlands with Brian Lewis on the anchor won in 3:17.5.

Kelli White (Logan, Union City), the daughter of Pittsburg coach Willie White, won the 100 meters with an aiding-wind of +4.3 meters per second in 11.81. Jernae Wright (Logan) placed second in 12.02. Aisha "Smoke" Wallace was third in 12.04, and Michelle Reid (Folsom) was fourth in 12.10. White also won the 200 meters with an aiding-wind of +3.5 meters per second in 24.25.

Malika Freeman (Skyline, Oakland) defeated Crystal Miles-Threat (Bishop O'Dowd, Oakland) in the 400 meters--56.79 to 56.89.

Miesha Marzell (Bishop O'Dowd, Oakland), the 1992 State Meet 800 meter champion, won in 2:14.22. Grace Dumell (Merced) won the 3,200 meters in 11:09.7.

Chidera Madu (Valley, Sacramento) edged Sunshinne Peterson (Logan) in the 100 hurdles--14.46 (+2.9) to 14.47. Ayana Grant (Bishop O'Dowd) was third in 14.91.

Angela Harris (Skyline, Oakland), the second fastest 300 hurdler in the nation at 42.4, won in 44.26. Chidera Madu (Valley) was second in 44.89. Sara Garcia (Woodland) was third in 45.00, Sunshinne Peterson (Logan, Union City) was fourth in 45.14, and Monique Dale (Logan) was fifth in 45.15.

The Skyline (Oakland) girls' 4 x 100 relay team of Aisha Wallace, Malika Freeman, Reyna Goodwin, and Angela Harris ran the third fastest time in the nation of 46.61. Logan (Union City) placed second in 47.10, and Bishop O'Dowd (Oakland) was third in 47.99.

*continued next page...*

# PREP NOTES

Suzy Powell (Downey, Modesto), the 1992 State Meet discus champion and the national leader at 175-5, threw 165-3. Kristin Heaston (Ygnacio Valley) placed second at 142-2, Staci Darden (Sonora) was third at 132-10, Joannine Tufu (Hogan, Vallejo) was fourth at 132-5, and Sherita Ellison (Hogan) was fifth at 132-1.

In the Open Division in the afternoon, Jodi Bailey (Skyline, Oakland) long jumped 18-3 1/2w.

## ■ Crenshaw faces transfer questions

**Los Angeles, May 8 (AP)** -- Four transfers on the boys' basketball roster at Crenshaw High reportedly were not living full-time at their listed addresses, an apparent rules violation that could cost the school its city and state titles.

The *Los Angeles Times* reported that at least one of the four was living outside the Crenshaw school district. School officials told the newspaper they verified addresses for the eligibility roster during the season.

According to CIF rules, a school can be stripped of its titles because of inaccurate addresses, a violation of residence eligibility requirements.

There was only one returning varsity player from a 1991-92 team that finished 19-5, losing to Westchester 87-81 in the City 4-A final. Nine transfers made the roster of the varsity, which went on to have a 28-2 record.

## ■ Bay Valley Athletic League

**Contra Costa College, Richmond, May 10-11**--Kristin Heaston (Ygnacio Valley, Concord) threw the discus 131-1.

Heaston set a new meet record of 49-5 1/4 in the shot put. The old record of 44-11 3/4 was set by Heaston last year.

Latasha Gilliam (Pittsburg), second in the 1992 State Meet 400 meters, won the 200 meters in a wind-aided 24.61.

## ■ Sunshinne Peterson (Logan, Union City)

**Mission Valley Athletic League, Newark, May 12**--Sunshinne Peterson (Logan, Union City) won the 100 hurdles trials in 14.80.

## ■ Javelin Injury

By JEFFREY BRODEUR  
Associated Press Writer

**NEW BRUNSWICK, N.J., May 12 (AP)** -- A javelin tossed during warm-ups for a high school track and field meet pierced through the neck of a 15-year-old team manager but missed vital organs by millimeters, his doctor said Tuesday.

"This thing had eyes for missing anything important," said Dr. Jeffrey Hammond, chief of trauma surgery at Robert Wood Johnson University Hospital. "As it was, he only suffered just some minor injuries to the muscle mass."

Jeremy Campbell of Metuchen was impaled by the 8-foot aluminum javelin Monday afternoon while preparing for a meet between his St. Joseph's High School and Edison High School.

"I didn't see it at all," Campbell said. "Everybody yelled 'Duck,' and the next thing I knew I got hit with a javelin. At first, I thought it hit my head and bounced off, but then I looked down and saw it."

"I'll probably head back to class next week," Campbell said at a hospital news conference. "I think I'll take a few days to relax."

Al Ernst, St. Joseph's assistant track coach, said an Edison athlete threw the javelin during warm-ups for the meet at St. Joseph's.

Campbell said he was 6 to 10 feet outside the javelin throwing area, about 130 feet from where the spear, which at its thickest point is between 25 and 30 millimeters in diameter, was thrown.

"He was standing on the field with other members of the squad when one of them saw the javelin in the air and yelled," said Metuchen Police Lt. Stewart Novick. "Most of them ran, but he wasn't able to get out of the way."

Novick said police were interviewing Edison team members, but were treating the case as an accident and did not expect to file charges.

The javelin entered the back of the teenager's neck, and nearly a foot protruded out the front, police said.

"I'd say someone was probably looking out for me," Campbell said. "It was just a fluke accident, it wasn't intentional or anything. If I knew who it was, I would just want him to know I'm OK," he said.

Dr. Joseph Kreskey, superintendent of schools in Edison, said he would not identify the student who tossed the javelin, and could not comment on the circumstances because

the incident is still under investigation. But he said the Edison team conducted its warm-ups according to the directions of St. Joseph's officials.

"We're just so thankful that he was not injured more seriously," Kreskey said. "We did everything according to their directions and we're just very sorry that this occurred."

The only lasting effect of the puncture would be a scar from behind the teen's jawbone to halfway down his neck, Hammond said. When asked how he would tell people 10 years from now how he got the scar, Campbell said, "I'll probably tell them I got hit with a javelin. Hopefully, they'll believe me."

About 6 feet of the javelin was cut off at the track and Campbell was taken by helicopter to the hospital, where the remainder was removed during surgery. At Campbell's request, the hospital will return that 2-foot segment.

## ■ Jeremy Campbell doing fine

**Metuchen, NJ (AP)** -- The manager of a high school track team was released from the hospital Wednesday, two days after being impaled by a javelin.

Jeremy Campbell, 15, left Robert Wood Johnson University Hospital and was resting comfortably at home.

"I'm doing fine, just resting up and hanging out," he said. "It's been an interesting experience, no doubt about that," the sophomore said, adding that he was not in any pain.

Surgeons who treated Campbell said the javelin missed vital organs by millimeters.

A Metuchen police spokesman said Wednesday their investigation was continuing, but that the incident is believed to be an accident.

## ■ Derrick Mitchell (Mt. Eden, Hayward)

**Hayward Area Athletic League, Chabot College, Hayward, May 13**--Derrick Mitchell (Mt. Eden, Hayward) set a new meet and school record in the triple jump of 50-1 1/4 wind-aided. The old meet record of 47-4 was set by Mitchell last year. The old school record of 49-0 was set by Cephus Johnson at the 1990 North Coast Section Meet of Champions.

There was no wind equipment at the meet.

"He's had a couple of scratches this year that have been 50 feet, so we knew he was capable," coach Will Matthews said to Marty Neideffer, staff writer of *The Daily Review*. "He's in a good position right now. The wind

*continued next page...*

# PREP NOTES

may have been a factor, I don't know. But he's peaking and the facilities and runways will get better. He just might pop one out there at 52 or 53 feet."

## ■ Central Section Central Area Meet

**Sunkist Stadium, Visalia, May 13--** Allison Wilbourn (Redwood) set a meet record of 44.85 in the 300 meter hurdles.

Soozie Shanley (Tulare) set meet record in the shot put (42-9 1/2) and the discus (142-9).

## ■ Central Section South Area Meet

**Bakersfield, May 13--Vondre Armour** (Bakersfield) ran the 800 meters in 1:53.46.

Bobby Weighall (Highlands) set a meet record of 16-0 in the pole vault.

Chuck Bishop (Taft) defeated Weighall in the long jump--23-9 to 23-8.

Jeremy Staat (Bakersfield) threw the discus 177-7.

Ebony Henderson (Bakersfield) set meet records in the 100 (11.93), the long jump (19-5), and the triple jump (39-10).

Ronnette Harrison (Wasco) placed second in the triple jump at 38-11.

## ■ Mission Valley Athletic League

**Newark Memorial High School, Newark, May 14--Youske Okano** (Newark Memorial) set a new meet record of 15-9 in the pole vault. The old meet record of 14-9 was set by Dean Starkey (Logan, Union City) in 1984.

"I've been aiming at (the record) for awhile," Okano said to Matt Maiocco, staff writer for *The Argus*. "I definitely knew what it was. And (teammate) Dan Niederejohn has helped push me."

Kelli White (Logan) won the 100 meters in 12.08 and set a new meet record of 24.72 in the 200 meters. The old meet record 24.74 was set by Charlene Baldwin (Logan).

Baldwin set a new meet record of 56.60 in the 400 meters. The old meet record of 56.89 was set by Baldwin.

"I was really sore today, but when the 400 started, I felt good," Baldwin said to Maiocco. "I was digging in and it wasn't tight at all."

"(In the 200) I could feel it tighten and I thought, 'It ain't worth it.'"

Sunshinne Peterson (Logan) won the 100 hurdles in 14.87.

Kim Couvson (American, Fremont) set a new meet record of 44.73 in the 300 hurdles. The old meet record of 45.28 was set by Couvson last year. Monique Dale (Logan) placed second in 44.94, which was also under the old record.

"I was afraid one of the Logan girls was going to get my record," Couvson said to Maiocco.

The Logan girls' 4 X 100 relay team of freshman Jemae Wright, Baldwin, White, and Peterson set a new meet record of 48.31. The old meet record was 49.7.

The Logan girls' 4 x 400 relay team of Dale, White, Peterson, and Susan Turner set a new meet record of 3:56.8. The old meet record was 3:59.5.

Wright set a new meet record in the long jump of 19-3 1/2. The old meet record was 17-6 1/4.

## ■ East Shore Athletic League

**St. Mary's High School, Berkeley, May 15--**Sophomore Jon Evan Hornsby (St. Mary's) set a new school record of 1:54 in the 800 meters. The old record of 1:55.71 was set by Hornsby last week in the Meet of Champions at American River College in Sacramento.

Junior Bisa Grant (Bishop O'Dowd, Oakland) won the 100 in 11.6, the 200 in 24.5, and the 100 hurdles in 14.5. Freshman Crystal Miles-Threat (Bishop O'Dowd) ran the 400 in 56.9. The Bishop O'Dowd girls' 4 X 100 team won in 48.2.

## ■ Juliette Stamps (Rincon Junior High, Santa Rosa)

**Mizuno Invitational, Kezar Stadium, San Francisco, May 15--**Juliette Stamps, a 14-year-old eighth-grader at Rincon Junior High School in Santa Rosa, placed third in the women's 1,500 meters in 4:38.35. Only two California preps have run faster this season--Amy Skieresz (Agoura) 4:36.23 and Milena Glusac (Fallbrook) 4:37.74.

Stamps will be a freshman at Santa Rosa High School this fall.

## ■ Tanya Lazar-Lea (McAteer/Vallejo 1992)

**San Francisco, May 15--**Marc Christiansen, the coach of McAteer High School, told me that his former runner and jumper Tanya Lazar-Lea has transferred from the Univer-

sity of Nevada at Reno to the University of California in Berkeley.

## ■ Central Coast Section South Trials

**Soquel High School, May 15--**Calvin Harrison (North Salinas) won the 400 meters in 46.23, the second fastest time in the nation this season. The national leader is sophomore Desmond Johnson (St. Augustine, New Orleans, LA) at 46.20.

Harrison's mark is also the second fastest time in Central Coast Section history. Bill Green (Cubberley, Palo Alto) ran 45.51 in 1979. Harrison is the sixth fastest 400 meter runner in California history.

Harrison also won the 200 meters in 21.36 and his twin brother, Alvin, placed second in 21.54.

The North Salinas 4 x 400 relay team ran 3:17.42.

Scott Slover (Leland, San Jose) pole vaulted 16-5.

Jennifer Odom (Independence, San Jose) won the 100 meter hurdles in 14.64 and the 300 meter hurdles in 45.31.

## ■ Central Coast Section North Sub-Section

**Los Gatos High School, May 15--**Brandon Vance (Los Gatos) defeated Tom Ryan (Bellarmine Prep) in the pole vault--15-8 to 15-4.

Lisa Bittner (Leigh, San Jose) defeated Shawna Jenkins (Del Mar, San Jose) in the 100 meters--12.11 to 12.13. Jenkins won the 200 meters in 24.85.

## ■ Sac-Joaquin South Sub-Section

**Modesto Junior College, May 21--**Anthony Volsan (Merced) defeated his teammate Lindsey McDonald by .01 in the 100 meters--10.54 to 10.55. Volsan also beat McDonald in the 200 meters--21.18 to 21.44.

Chelsea Stephens (Atwater) put the shot 41-0. Suzy Powell (Downey, Modesto) threw the discus 172-9. Staci Darden (Sonora) placed second at 145-4. Darden had thrown 146-8 in the trials.

## ■ North Coast Section 3A Trials

**Petaluma, May 21--**Byron Casey (American, Fremont) defeated teammate

*continued next page...*



# PREP NOTES

Doug Rigde in the 110 meter hurdles--14.12 to 14.22.

Latasha Gilliam (Pittsburg) won the 200 meters in 24.49 and the 400 meters in 56.36.

Sunshinne Peterson (Logan, Union City) won the 100 hurdles in 14.59. Jenny Berrien (Berkeley) placed second in 14.65, and Kim Couvson (American, Fremont) was third in 14.73.

Kristin Heaston (Ygnacio Valley, Concord) put the shot 48-8 3/4.

## ■ North Coast Section 2A Trials

**College of Marin, Kentfield, May 21**--Bisa Grant (Bishop O'Dowd, Oakland) ran the 100 meters in 12.19 and the 100 hurdles in 14.43.

The Bishop O'Dowd girls' 4 x 100 team ran 47.71.

## ■ Central Coast Section Semi-Finals

**San Jose City College, May 22**--Shon Lewis (Wilcox) defeated Alvin Harrison (North Salinas) in the 100 meters--10.49 to 10.56. Jarron Turner (Mt. Pleasant, San Jose) placed third in 10.61.

Alvin Harrison won section 1 of the 200 meters in 21.10.

Calvin Harrison, Alvin's twin brother, won section 2 of the 200 meters in 20.78. Lewis was second in 21.25, and Jack Beloney (Oak Grove, San Jose) was third in 21.45.

Calvin Harrison ran the 400 meters in 45.92. He was also hand-timed in 45.6. Harrison is the fastest 400 meter runner in the country this year. The previous leader was Desmond Johnson (St. Augustine, New Orleans, LA) at 46.20.

The North Salinas boys' 400 meter relay team ran 41.6, and their 1,600 meter relay team ran 3:14.3.

Scott Slover (Leland, San Jose) won the pole vault at 16-6. Jason Hinkin (St. Francis, Mountain View) was second at 16-0, Brandon Vance (Los Gatos) was third at 15-6, and Tom Ryan (Bellarmine) was fourth at 15-6.

Jason Young (Piedmont Hills) put the shot 58-4. Lisa Bittner (Leigh, San José) won section 1 of the 100 meters in 12.14.

Shawna Jenkins (Del Mar, San Jose) defeated Sommer Washington (St. Ignatius, San Francisco) in section 2 of the 100 meters--12.05 to 12.22. Jenkins won section 1 of the 200 meters in 24.8.

Bittner won section 2 of the 200 meters in 24.83. Domitilla Torrens (St. Francis) won the 3,200 meters in 11:15.0. Jennifer Odom (Independence, San Jose) won the 100 hurdles in 14.0 and the 300 hurdles in 44.57.

The Lynbrook (San Jose) girls' 1,600 meter relay team won section 1 in 4:00.0.

Independence (San Jose) defeated Los Gatos in section 2--3:59.2 to 3:59.8.

Christina Etuale (Jefferson, Daly City) won the shot put at 41-6 3/4.

## ■ Hand-timing vs. Accutrack

The case of Calvin Harrison at the Central Coast Section raises the question of timing accuracy.

Harrison was timed by accutrack in 45.92. He was also hand-timed in 45.6. The Central Coast Section sent me the results with the hand-times.

The normal conversion factor at 400 meters is .14. There is a difference of .32 in Harrison's times.

What would account for this large discrepancy?

Mike Kennedy of the *Los Angeles Times* and *Track and Field News* suggests that hand-timers are not concentrating. Since their times are only used when accutrack fails, they may not be concentrating the way they should. Also some high school timers are inexperienced and start their watches with the sound of the gun rather than with the smoke.

## ■ North Coast Section 3A Finals

**Petaluma High School, May 22**--Byron Casey (American, Fremont), who ran the 100 hurdles in 14.12w in the trials, false-started in the final and did not qualify for the North Coast Section Meet of Champions.

Kelli White (Logan, Union City) won the 100 meters in 12.17. Latasha Gilliam (Pittsburg) defeated White in the 200 meters--24.56 to 24.68. Gilliam also won the 400 meters in 56.92.

Michelle Muething (Amador Valley, Pleasanton) won the 800 meters in 2:15.40.

Sunshinne Peterson (Logan) ran the 100 hurdles in 14.87. However, she failed to qualify in the 300 hurdles, where she had the third best time in the NCS.

The Logan girls' 4 x 100 team ran 48.16 and their 4 x 400 team ran 3:59.01.

Hadiya Green (Logan) triple jumped 37-3. Kristin Heaston (Ygnacio Valley, Concord)

put the shot 48-5 1/2 and threw the discus 139-11.

## ■ North Coast Section 2A Finals

**College of Marin, Kentfield, May 22**--Bisa Grant (Bishop O'Dowd, Oakland) won three events--the 100 in 11.94, the 200 in 24.68, and the 100 hurdles in 14.44.

Miesha Marzell (Bishop O'Dowd), the 1992 State Meet 800 meter champion, ran 2:15.05.

The Bishop O'Dowd girls' 4 x 100 relay team, the second fastest in the NCS at 47.71, false-started.

Tony Green, the Bishop O'Dowd coach, told me that he plans to put Bisa Grant on the 4 x 400 relay team now for her fourth event. He hopes to get down to 3:44 with that change.

## ■ United States Best Marks List Through May 23

Marion Jones (Thousand Oaks) has the second best mark in the nation in the long jump among all women (including college and open). The leader is Williams (Seton Hall) at 21-9.

Jones has the tenth fastest time in the nation in the 100 meters at 11.32. Jones has signed with the University of North Carolina.

Inger Miller (USC/Muir, Pasadena 1990) leads the list at 11.11. Miller had a best of 11.48 in her senior year at Muir.



**Marion Jones**  
*Fine Flicks by Don Gosney*

## ■ Marion Jones (Thousand Oaks) Gets Suspension Lifted

**Los Angeles, May 25**--Marion Jones (Thousand Oaks) had her four-year suspension for failing to appear for a random drug test overturned Monday by USA Track & Field.

# California Track and Cross Country Coaches Alliance

## 1992-93 Membership Update:

In its fourth year the CALIFORNIA TRACK AND CROSS COUNTRY COACHES ALLIANCE continues to expand its scope, involvement, and improvement regarding our two sports within the state.

## Why Should I Join The Coaches Alliance?

The CALIFORNIA TRACK AND CROSS COUNTRY COACHES ALLIANCE is the only organization in the state whose purpose is to improve the sports of Cross Country and Track and Field. Additionally, during the 91/92 year we honored 36 coaches throughout the state for their contributions to our sport.

Provides a unified voice for concerns regarding our sports to the governing bodies within the state. As experience shows a group consensus helps to bring about change more effectively than isolated individual concerns.

The COACHES ALLIANCE was directly involved in helping to create a change in the State Cross Country meet format from three divisions to four.

In an effort to assist coaches with their continued growth of knowledge regarding their sport, the COACHES ALLIANCE will be involved with clinics at Stanford, Fresno State, and San Diego during the month of January.

The State CIF has thought enough of the ALLIANCE to include two of its members on a select CIF Track and Cross Country Advisory Committee. Additionally, during the 92/93 season the ALLIANCE will assist the state office in helping to select section honor coaches for the state meet program.

## What Do I Receive For My Membership?

COACHES ALLIANCE members will receive monthly editions of **California Track News**, the official publication of the ALLIANCE. Each month, members will be kept current with happenings around the state in the COACHES ALLIANCE section of the magazine. Both cross country and track will be covered.

COACHES ALLIANCE meetings organized around the **CIF/REEBOK** State Meets in Cross Country and Track and Field. Using representatives from all the various sections in the state, members will be able to make concerns regarding their sport heard.

**If you would like to join, please fill out the following: (Please Print)**

Name: \_\_\_\_\_

School: \_\_\_\_\_ Section: \_\_\_\_\_

Mailing Address: \_\_\_\_\_

City: \_\_\_\_\_ Zip: \_\_\_\_\_

Phone: Home (\_\_\_\_) \_\_\_\_\_ School (\_\_\_\_) \_\_\_\_\_



**Dues for one year (Tax Deductible) \$25.00 -- Individual Membership / \$50.00 -- School Membership\*. Make check out to Coaches Alliance and send to:**

Dennis McClanahan--Treasurer ■ 4957 East Heaton Ave. ■ Fresno, CA 93727

**\*School Membership \$50** --- Schools will receive discounts for all members of their staff at clinics as well as a second copy of California Track News (you can have it sent to the library, or a second copy for your staff)

School: \_\_\_\_\_ Mailing Address: \_\_\_\_\_

Send to attention of: \_\_\_\_\_ City: \_\_\_\_\_ Zip: \_\_\_\_\_

California Track and Cross Country  
**COACHES ALLIANCE**

## 1993 Cross Country Invitational

Date	Meet Name	Host Sch.	Director	Date	Meet Name	Host Sch.	Director
9/4	Stephenson Inv.			10/2	Yucaipa Invit.	Yucaipa	Jim Clendaniel
9/8	Rockville Warmup	Fairfield	Mike Dailey	10/7	Madera Elks Inv.	Madera	Dee DeWitt
9/9	Monache Lions	Monache		10/7	Escalon Invit.	Escalon	
9/10	No. Tahoe Invit.	North Tahoe	Warron Mills	10/8	Crystal Springs	Serra	Rick Fambrini
9/10	Monte Vista Inv.	Monte Vista		10/8	San Joaquin AA		
9/11	Kingsburg Invit.	Kingsburg	Reg Garza	10/9	Clovis Invit.	Clovis	
9/11	Big Ditch Invit.	Arroyo Grande	Greg DeNike	10/9	Atascadero Invit.	Atascadero	
9/11	Oakmont/Sierra	Oakmont	Ann Simpson	10/9	Crystal Springs	Serra	Rick Fambrini
9/11	Skyline Invit.	Skyline	Jeff DeWitt	10/9	Kenny Staub Inv.	Crescenta Vly	Keith Gilliland
9/11	Buena Invit.			10/9	Canyon Invit.	Castro Valley	Pete Brewar
9/11	Las Vegas Invit.	Basic	Larry Burgess	10/9	Riverside Co. Chp.	Perris	John Hanzlitz
9/17	Sanger Invit.	Sanger	Dave Dodson	10/15	Tulare Western	Tulare Western	William Sickels
9/17	Madera Invit.	Madera	Dee DeWitt	10/15	Rough Rider Inv.	Roosevelt	Bruce Wade
9/18	Wasco Invit.	Wasco		10/16	Mariner Invit.	Moreau	
9/18	Mt. Carmel Inv.	Mt. Carmel	Dennis McClanahan	10/16	Cal Poly Invit.		Brooks Johnson
9/18	Bret Harte Inv.	Bret Harte	Tony O'Gene	10/16	SoCal Invit.	El Camino	
9/18	Rosemead Invit.	Rosemead		10/16	Rio Linda Inv.	Rio Linda	Dick Seward
9/18	Edsias Invit.	College Park	Steve Wesheim	10/18	Ed Sias	College Park	Steve Niesham
9/18	Woodbridge Invit.	Woodbridge	George Varvas	10/19	Madera Relays	Madera	Dee DeWitt
9/24	Mt. Whitney Inv.	Mt. Whitney	Doug Rudolph	10/22	Placer Invit.	Placer	Ron Hyatt
9/24	Hanford Invit.	Hanford	Tom Sowers	10/23	Elks Lodge Inv.	Coalinga	
9/25	Merced Invit.	Merced	Greg McKinstry	10/23	Cougar Relays	Del Campo	Bob King
9/25	South Bay Inv.	Hilltop		10/23	Soquel Invit.	Soquel	
9/25	Bell-Jeff Inv.	Bell-Jeff	Jim Couch	10/23	Mt. SAC	Walnut	
9/25	Bear River Inv.	Bear River	Nick Vogt	10/23	Lodi Lake Invit.	Lincoln/Lodi	Womble/Anton
9/25	Ram Invit.	Westmoor	Ron DiMaggio	10/22	Reedley Invit.	Reedley	Aggie Contreras
9/25	San Ramon Inv.	San Ramon	Gerry Geraghty	10/28	John Seaman Inv.	Kingsburg	Rey Garza
9/25	Lagoon Valley	Wood	Don Clancy	10/29	Fresno City Chp.	Fresno	Steve Kelley
9/25	Dana Hills Invit.	Dana Hills	Tim Butler	10/30	Kern Invit.	South, Bakerfield	
10/1	Golden West Inv.	Golden West	Larry Lung	11/5	League Champs.	Madera	Dee DeWitt
10/2	Artichoke Invit.	Half Moon Bay	Dick Galvin	11/11	Section Champs.	Madera	Dee DeWitt
10/2	Stanford Invit.	Stanford		11/13	CIF Prelims		
10/2	Nevada Union Inv.	Nevada Union	Tim Kays	11/18	Grand Masters	Madera	Dee DeWitt
10/2	Folsom Invit.	Folsom		11/20	CIF Finals		
10/2	Half Moon Bay	Half Moon Bay	Dick Galvin	11/27	State Meet	Fresno	Steve Kelley

## RESULTS

### Southern California From Doug Speck

#### Mt. Carmel/Pepsi Invitational

Mt. Carmel High School (San Diego) -  
Saturday, April 24th.

All the best from the San Diego Section came to Mt. Carmel High School with a number of top Southern Section schools also in attendance to make this another

fine affair. Great Women's horizontal jumping featured a great duel between Tamieka Porter (Orange Glen, Escondido) and Amy Littlepage (Mt. Miguel, Spring Valley). Milena Giusac (Fallbrook) put in her usual super distance double, with Paul Turner (University City, San Diego), and surprising Von Ware (Rancho Buena Vista, Vista) taking the field Athlete of the Meet award for some fine Triple Jumping.

Tamieka Porter and Amy Littlepage are among the nation's best Long Jumpers and Triple Jumpers, with Amy the Mt. SAC Long Jump winner at 19-1 1/2, with Porter 2nd (39-8 1/4) and Amy 3rd (39-7 1/2) at the Arcadia/Foot Locker Meet in the three-bound event. Here they would first meet a top group in the Long Jump. Surprising all-rounder, Michelle Nelson (Wilson, Long

Beach) led early at 18-6 1/2w, with Littlepage edging into the lead on her third jump at 18-7 1/2w, then taking the lead for good with a wind-legal 19-0 1/4 on her fifth jump. Good depth had Tamieka Porter end up fifth at 18-1 1/4w. Later in the Triple Jump the quality would take a jump up, with Amy 39-3 (wind +1.09) on her first effort, and Porter blasting a 40-6 1/2w (+2.41) opener, 40-6 (+1.51), then 40-10 3/4w (+2.44) third jump that was the fourteenth longest prep wind-aided performance ever. Littlepage was 39-8 1/2w (+2.42) on her third jump, then could not improve, with the powerful Porter 38-10 (+1.76), 40-2w (+2.04), and a foul on her final jump to finish out a very exciting series. The 40-6 wind legal effort moved Porter into the number three spot on the all-time San Diego Section list. Littlepage

age was given the Women's Field Event Athlete of the Meet award for her two efforts.

Milena Giusac (Fallbrook), closed out a spectacular series of efforts in this meet with a 4:57.05 state-leading 1600m, then returned to race away from the pack early to a 10:51.37 performance, taking the Women's Running Event Athlete of the Meet award. National Indoor 50 meter record holder and Arcadia/Foot Locker 100 meter champ Paul Turner (University City) started the meet with a strong anchor leg for his school's winning 42.79 group, with a very impressive 10.85 (+1.91 mps wind) 100 meter triumph. Von Ware (Rancho Buena Vista, Vista) surprised with a Triple Jump win at 48-6 1/4w over Marc Baskin (Helix, La Mesa), who jumped a fine 48-1w.

# California Track and Cross Country COACHES ALLIANCE

Ware had three jumps over 47-6 during the day.

Erica Sumi (Wilson, Long Beach) and Melanie Hand (Fallbrook) hooked up over 800 meters, with the Fallbrook star setting the pace through 31.8-64.5-1:39.8 200 posts up through a lap and a half, with Sumi charging by during the final half-lap on the way to a Meet Record 2:14.47 win. Fernanda De Oliveira (Henry), daughter of the famed distance coach, continued to improve in the Shot Put, out to 43-2 here.

Matt Silva (San Pasqual, Escondido) took a strong 800 meter field with a 1:55.08 effort, with his teammate Nazario Romero taking the 1600 at 4:22.31, then finishing second to Mehbratom Keflezighi (San Diego) in the 3200 9:23.11-9:23.90. Chris Buddin (Orange Glen, Escondido) won over a fine Vault field with a 15-0 clearance, with Chad Peare (Trabuco Hills, Mission Viejo) taking a fine weight double at 58-11 (SP) and 174-11 (DT).

Weather 75 degrees and breezy.

Results: (some races combined)

**(Men) 100m** (wind +1.91 mps) Paul Turner (University City) 12.05, Marion McWilson (San Diego) 11.02 (+1.57), Jamal Mitchell (Mt. Miguel, Spring Valley), Jason Hayes (Mira Mesa, SD) 11.09. **200m** (+0.94) Marion McWilson (SD) 22.35 (+0.96), Lamar Davis (Ontario) 22.40, Leo Zent (West Hills, Grossmont) 22.49, Nathan Woods (Duarte) 22.51. **400m** Jere Miller (Patrick Henry) 50.35. **800m** Matt Silva (San Pasqual, Escondido) 1:55.08, Scott Kolenic (Rancho Bernardo, San Diego) 1:56.18, Isaac Sanchez (Castle Park, SD) 1:56.33, Jess Camp (El Capitan, Lakeside) 1:56.83, James Jones (San Diego) 1:57.88, Kevin Barnard (Rancho BV, SD) 1:58.93, David Picha (Fallbrook) 1:58.99. **1600m** Nazario Romero (San Pasqual, Esc) 4:22.31, Mark Hauser (St. Augustine, SD) 4:22.91, Josh Cox (Christian, El Cajon) 4:23.71, Gilbert Serrano (Pt. Loma, SD) 4:25.36, Mehbratom Keflezighi (San Diego) 4:27.24. **3200m** Mehbratom Keflezighi (San Diego) 9:23.11, Nazario Romero (San Pasq, Esc) 9:23.90, Chad Wenger (Mira Mesa, SD) 9:38.46, Juan Alva (Ramona) 9:42.61, Josh Cox (Christian, EC) 9:44.28, Jose Melgar (San Diego) 9:47.46.

**110mHH** Tom Perry (Mira Mesa, SD) 15.04 (+1.52), Lamarch Neal (Pomona) 15.10, Jamal Long (Plus X, Downey) 15.28w (+3.02). **300mHH** Londell Ramsey (Downey) 39.76, Matt Moore (El Capitan, Lakeside) 39.98. **400m** Re University City (SD) 42.79, San Diego 43.13. **800m** Mile Relay Diamond Bar 3:26.51, Mt. Carmel (San Diego) 3:27.27, Morse 3:27.36, San Pasqual (Esc) 3:27.55, Pomona 3:27.83, San Diego 3:28.00, Henry (SD) 3:28.07. **4x800** Yards Nordhoff (Ojai) 8:16.68. **Dist Med Mission Bay (SD)** 10:37.26, San Diego 10:46.58, St. Augustine (SD) 10:49.25.

**HJ Johnny Macon (Downey) 6-6**, Jerome Green (Chula Vista) 6-6, Mike Browning (El Capitan, L) 6-4, Al Jackson (Wilson, LB) 6-4. **PV David Gehrke (Diamond Bar) 15-0**, Justin Wilson (Rancho Buena Vista, Vista) 14-6, David Fipp (La Jolla) 14-6, Gary Van Sluis (El Modena, Orange) 14-6, Sean Taylor (Fallbrook) & Jeremy Parker (Upland) 14-0, Jason Rice (Fallbrook) 14-0, John Drdek (Mt. Carmel, SD) 13-9, Rody Severson (Rancho Bernardo, SD) 13-6. **LJ Norman Hall (Mt. Miguel, Spring Valley) 22-7 1/2w** (21-9 1/2 legal), Greg Russell (University City, SD) 22-7w (22-3 3/4 ok), Maurice White (Helix, LM) 22-2 1/2w (21-11 1/2 ok), Colby Montgomery (Fallbrook) 21-11 1/2w (21-14 1/2 ok), Cedric Cofield (Helix, LM) 21-10 1/4, Jeff Johnson (Downey) 21-10w (21-2

3/4 ok). **TJ Von Ware (Rancho Buena Vista, Vista) 48-6 1/4w** (47-9 3/4 ok), Marc Baskin (Helix, La Mesa) 48-1w (no wind legal), Jahi Arnold (Downey) 45-10 1/2, Lebron Butts (Morse, SD) 45-9 1/2, Reggie Mitchell (Sweetwater, Natl City) 45-8 3/4, Norman Hall (Mt. Miguel, Spr Vail) 45-0 3/4w (44-2 ok), Matt Smith (Henry, SD) 45-0 1/4w (40-1 ok), Dedic Cofield (Helix, LM) 44-10 1/2w (42-1 1/2 ok), Ricky Barton (Granite Hills, EC) 44-7 1/4w (43-5 1/4 ok), Maurice Taylor (University City) 44-3, Leory Parham (Rancho Bernardo, SD) 44-2. **SP Chad Peare (Trabuco Hills, Miss Viej) 58-11**, Coleman Johnson (Riverside Poly) 52-5 1/2, Randy Leapart (Riverside Poly) 52-4 3/4, Jaime Villalobos (Ontario) 51-11 1/4, Creston O'Neal (Rancho Bernardo, SD) 50-1/2, Brad Hisey (Fallbrook) 49-8 1/2. **DT Chad Peare (Trab Hills, MV) 174-11**, Mitch Martin (Army/Navy, Carlsbad) 162-2, Tighe Jaffe (Mt. Carmel, SD) 161-6, Coleman Johnson (Riverside Poly) 159-8, Josh Liberty (San Diego) 158-0, Vernon Fagan (hesperia) 153-3, Buddy Brown (El Camino, Oceanside) 148-6.

**Women:**

**100m** (+1.82) Karen Vigilant (Wilson, LB) 12.25, Carlotta Smith (Ontario) 12/37, Kanasha Miller (Morse, SD) 12.51, Monica Henderson (Morse, SD) 12.63, Mari Kong (Bonita Vista, CV) 12.63w (+2.32), Melissa Gibbs (San Pasq, Esc) 12.64, Torri Edwards (Pomona) 12.67, Wendy Defford (Hilltop, CV) 12.68w. **200m** (+3.10) Lana Garner (Morse, SD) 25.64w, Melissa Gibbs (San Pasq, Esc) 25.66w, Carlotta Smith (Ontario) 25.71w, Torri Edwards (Pomona) 25.76w, Kanasha Miller (Morse, SD) 25.99 (+1.90), Monica Henderson (Morse, SD) 26.01w, Tiffany Arthur (San Diego) 26.61, Lashonda Shelton (Montgomery, SD) 26.65. **400m** Jerrena Bernesme (Plus X, Downey) 59.30, Brown Cull (Nordhoff, Ojai) 59.98. **800m** Erica Sumi (Wilson, LB) 2:14.47 (Meet Record), Melanie Hand (Fallbrook) 2:15.81, Stacy Kerr (Fallbrook) 2:20.84, Marcy Marous (San Pasqual, Esc) 2:22.84, Dani Coleman (Mission Bay, SD) 2:23.01. **1600m** Milena Glusac (Fallbrook) 4:57.05, Amy Haase (San Dieguito, Encinitas) 5:09.32, Clarie Becker (Bonita Vista, CV) 5:16.03, Leah Brown (Rancho Bernardo, SD) 5:20.00, Lynn Snyder (Peninsula, RH) 5:20.58, Michelle Cox (Escondido) 5:22.17. **3200m** Milena Glusac (Fallbrook) 10:51.37, Kristina Dahberg (El Modena, Orange) 11:20.58, Karen Richter (Rancho Bernardo, San Diego) 11:21.22, Lynn Snyder (Peninsula, RH) 11:33.41, Tara Whitfield (El Modena, Or) 11:37.16, Jennifer Verghit (Mt. Carmel, SD) 11:38.46, Jinna Rohde (Fallbrook) 11:46.58, Melanie Pickett (Mt. Carmel, San Diego) 11:51.20.

**100mHH** (+3.39) Lisa Shepard (Orange Glen, Esc) 15.37, Carrie Vickery (El Capitan, Lakeside) 15.55w (+2.55), Christina Stark (San Pas, Esc) 15.56, Keisha Doby (Lynwood) 15.58, Stacy Surratt (Rancho Bernardo, SD) 15.76, Korie Rogers (Poway) 15.96w. **300mLH** Carrie Vickery (El Capitan, Lakeside) 46.60, Lisa Key (Lynwood) 47.13, Kristen Grebing (Mission Bay, SD) 47.20, Michelle O'Connor (Mt. Carmel, SD) 47.71. **400m** RE Wilson (LB) 49.03, Morse (SD) 49.50. **Mile Relay Wilson (LB) 3:59.24**, Morse (SD) 4:04.48, Pomona 4:08.0 (ht), Fallbrook 4:08.11. **4x800** Yards Upland 9:48.77, Peninsula 9:54.57, Mt. Carmel (SD) 9:58.49. **Dist Med Re San Pasqual (Esc)** 12:39.76, Upland 13:00.62, Peninsula 13:04.95.

**HJ Kelly Black (Downey) 5-4**, Kathy Sorenson (Hilltop, CV) 5-2, Jennifer Stadnyk (Carlsbad) 5-2. **LJ Amy Littlepage 19-0 1/4** (+1.82 mps), Mitchell Nelson (Wilson, LB) 18-06 1/2w (no wind legal), Melinda Forest (Mt. Miguel, Spring Valley) 18-05 (ok), Keisha Doby (Lynwood) 18-2, Tameika Porter (Orange Glen, Escondido) 18-1 1/4w, Sandra Robertson (Wilson, LB) 17-6 3/4w, Lata-sha Lott (Morse, SD) 17-3 3/4w, Charlene Jones

(Morse, SD) 17-0 3/4w. **TJ Tameika Porter (Orange Glen, Escondido) 40-10 3/4w** (+2.44) (40-6 ok +1.51), Amy Littlepage (Mt. Miguel, SV) 39-8 1/2w (+2.42) (39-3 ok +1.90), Shedesia Pearman (Mt. Miguel, SV) 37-7 1/2 (+1.96), Karen Vigilant (Wilson, LB) 36-5 ok, Melinda Forest (Mt. Miguel, SV) 36-0 1/2 (+1.41), Latoya Crews (Morse, SD) 35-11 1/4 (ok), Sara Kinsky (Valhalla, EC) 35-2 3/4w. **SP Fernanda de Oliveira (Henry, SD) 43-2**, Margaret Velington (Fallbrook) 36-0 3/4, Renei Mofitua (Carlsbad) 35-5 1/2. **DT Kim Matheny (Santana) 127-9**, Amy Blackburn (Don Lugo, Chino) 127-3, Fernando de Oliveira (Henry, SD) 126-0, Fonda McCormack (El Capitan, Lakes) 122-9, Michelle Breaux (Bonita Vista, CV) 122-0, Kartrin Gonzalez (Hilltop, CV) 120-10, Chrissi Maumausolo (Mt. Carmel, SD) 117-4, Yolanda Muñoz (Riverside Poly) 115-4, Kristen Danielson (Grossmont, La Mesa) 113-9, Kerri Hayes (Fallbrook) 112-8, Cindy Weems (Hoover, SD) 112-8, Tracy Smith (Mira Mesa, SD) 112-2.

## Orange County Championships

Trabuco Hills HS (Mission Viejo). April 24.

**Men:**

**100m** Young (Woodbridge, Inv) 10.82, Graham (Mater Dei, Santa Ana) 10.91, Cleave (Cypress) 11.02. **200m** Young (Wdbr, Inv) 21.5 (ht). **400m** Taub (Foothill, Santa Ana) 49.14, 2. Hutsell (Cypress) 49.34, Heath (Foothill, SA) 49.64. **800m** Heath (Foothill, SA) 1:54.55, Lynch (Foothill, SA) 1:55.24, Neidnagel (Dana Hills) 1:57.78. **1500m** Martinez (Orange) 3:57.75, Love (Katella, Anaheim) 3:59.95, Flamm (Huntington Beach) 4:00.31. **3000m** Martinez (Or) 8:40.3 (ht), Frack (Esperanza, Anaheim) 8:44.0, Flamm (Huntington Beach) 8:48.3.

**110mHH** Garcia (Foothill, SA) 14.92w, Qaasim (Laguna Hills) 15.15, Forte (Wdbr, Inv) 15.21. **300mLH** Hector (Esperanza soph, Anaheim) 38.63, Mei Lete (Saddleback, Santa Ana) 39.25, Matt Lete (Saddleback, SA) 39.28. **400m** Re Woodbridge 42.86, Cypress 43.67. **1600m** Re Foothill (SA) 3:17.83, Esperanza (Ana) 3:22.28, Cypress 3:22.80.

**HJ Carlson (Katella, Anaheim) 6-10**, 2. Lim (Sonora, La Habra) 6-6, (te) Kilbarger (Canyon, Anaheim) & Langley (Canyon, Ana) 6-4. **LJ Parrish (Marina, Hunt Bch) 22-7**, Hernandez (La Habra) 22-2, Gwaltney (Fountain Valley) 21-10 1/2. **TJ Parrish (Marina, Hunt Bch) 45-5 1/2**, Muniz (Woodbridge, Inv) 44-5 1/2. **SP Conrad (Brea-Clinda, Brea) 56-5 1/2**, McCullough (Esperanza, Anaheim) 55-4, Ralphs (Newport Harbor, Newport Bch) 54-5. **DT Pelker (Esperanza, Anaheim) 157-10**, Ataman (Los Alamitos) 155-2, McDonald (Laguna Hills) 154-9. **PV Fortenberry (Fountain Valley) 13-6**. Scores: Foothill (Santa Ana) 62, 2. Esperanza (Anaheim) 58, 3. Woodbridge (Irvine) 53, 4. Cypress 44, 5. Orange 22.

**Women:**

**100m** Mitchell (Los Alamitos) 12.39. **200m** Mitchell (Los Alam) 24.89w, Wilson-Duval (Woodbridge, Inv) 25.68w, Oettinger (Foothill, SA) 25.69w. **400m** Orejel (Santa Ana Valley) 59.05, Menke (Mission Viejo) 59.69, Wilson-Duval (Woodbridge, Inv) 59.74. **800m** Engesser (Ocean View, Hunt Bch) 2:13.68, Boykin (Laguna Hills) 2:18.57, Gillis (Irvine) 2:19.04. **1500m** Engesser (Ocean View, Hunt Bch) 4:41.3 (ht), Sickler (Laguna Hills) 4:42.7, Nelson (Canyon, Anaheim) 4:44.8. **3000m** Nelson (Canyon, Ana) 10:18.37, Caulkins (Esperanza, Anaheim) 10:19.64, Alexander (Tustin) 10:24.20.

**100m** HH Mook (Foothill, SA) 15.44w, Mitchell (Los Alam) 15.44w, Schmidt (Westminster) 15.57w. **300mLH** Palacio (Villa Park) 46.15, Menke (Mission Viejo) 46.58, Jones (Esperanza, Anaheim) 47.27. **400m** Re Esperanza (Ana) 50.35, Mission Viejo 50.52, Canyon (Ana) 50.67. **1600m** Re Laguna Hills 3:59.69, Esperanza

(Ana) 4:02.71, Dana Hills 4:03.42.

**HJ Bowman (Newport Harbor, Newport Bch) 5-8**, Kieruff (Esperanza, Anaheim) 5-8, Morrison (Laguna Hills) 5-4. **LJ Oettinger (Foothill, SA) 17-9 3/4**, Menke (Mission Viejo) 16-11 1/2. **TJ Novak (Santa Margarita, Rancho SM) 35-1 1/4**, O'Connor (Esperanza, Anaheim) 35-0. **SP G. Heads (Newport Harbor, Newport Bch) 42-6**, Tamamasu (Westminster) 36-9 1/4, Davis (Katella, Anaheim) 38-2. **DT Bill (University, Inv) 126-11**, G. Heads (Newport Harbor, Newport Bch) 125-1, Burgess (Woodbridge, Inv) 123-9.

## So. California Challenge

UCLA - Saturday, April 24th

**Men:** 100m Bryan Howard (Canyon Springs, Moreno Valley) 10.73 (wind +8 mps), Brandon Crockett (Inglewood) 10.91, Tony Serpas (Birmingham, Van Nuys) 10.97. **400** Edward Turner (Morningside, Inglewood) 47.05, Andre DeSaussure (Taft, Woodland Hills) 47.28, Derek Favorite (Centennial, Corona) 48.21, Steve Campbell (Alta Loma) 48.45, Jerome Davis (Burroughs, Ridgecrest) 48.52. **One Mile** Eric Dunn (Arroyo Grande) 4:16.25, Margarito Casillas (Hoover, Glendale) 4:18.30, Paul de la Cerda (Hart, Newhall) 4:18.45, Lira (Gardena) 4:23.87, Jim Cera (Upland) 4:23.97. **400m** Re Inglewood 42.27, Morningside (Inglewood) 42.99. **1600m** Re Alta Loma 3:19.36, Morningside (Inglew) 3:21.46, Hawthorne 3:23.16, Upland 3:25.12, Washington (L.A.) 3:28.82.

**Women:** 100m Aminah Haddad (Poly, Long Beach) 11.76 (+3 mps), Tai-Ne Gibson (Morningside, Inglewood) 12.03, Jaime Sims (Etiwanda) 12.17, Oshonda Posey (North Hollywood) 12.25. **400m** Erica Bowling (Etiwanda) 56.97, Harris (Poly, Long Beach) 59.70. **400m** Re Morningside 47.11, Hawthorne 50.17. **1600m** Re Morningside (Inglew) 3:49.26, San Marino 4:02.68.

## Ventura Co. Championships

Friday, April 30th. Camarillo H.S. (some races combined in results):

Marion Jones (Thousand Oaks) super soph. Amy Skieresz (Agoura) highlighted, and fine junior High Jumper from the host school, Camarillo, Jeremy Fischer, highlighted this fine area championship meet.

Marion, drawing a big crowd (including ESPN cameras here) wherever she goes, was in the 4x100 relay 200, Long Jump, and 4x400 here. Action started, as usual, with a screaming anchor leg that took her school from fifteen meters down to within a meter of winning Rio Mesa 49.40-49.47. From there it was over the Long Jump pit, where under wind-legal conditions she put together a fine series of 20-7 1/2, 20-7, 19-7, 19-11 3/4, her longest a meet record. In the 200, which she described later as an all-out effort when she felt very strong through the turn, was a very impressive 23.45 national leader with 1.4 meters per second of wind behind her. Finally, in the 4x400, she received the baton about five meters down on the opposition to start her second leg, with no competition over the final half of that relay leg during a 55.2 that put her team far into the lead.

Soph Amy Skieresz (Agoura) was equally as impressive, despite complaining of slightly sore legs before the event, racing away early from Karen Bockel (Nordhoff, Ojai) and the pack during a 4:53.97 1600m win that is the nation's #2 performance of



# California Track and Cross Country COACHES ALLIANCE

the year. Jeremy Fischer (Camarillo) sailed over 6-11 3/4 in the High Jump, then had the bar placed at a state junior class equalling 7-3 1/2, tipping it off on his final attempt with his calf.

Many other fine athletes from the area starred. Soph sprinter Jay Ramsey (Ventura) was impressive in a 10.90w-22.23 sprint double, with the tall tenth grader looking like an eventually great one lap prospect.

Arkansas-bound Ryan Wilson (Agoura) charged out through a 54.3 first 400 on the way to a 1:55.12 800m win, with Agoura looking very good in a 3:21.19 4x400m win. Crystal Brownlee (Westlake, WV) and Dee Tuimolou (Channel Islands, Oxnard) had a fine Shot Put battle, with Brownlee winning in a Meet Record 44-4 to 43-6.

## RESULTS

**Men: 100m** (wind +2.2 mps) \*\*Jay Ramsey (Ventura) 10.90w. Tarik Smith (Oak Park) 10.92w. Scott Mitchell (Agoura) 10.96w. -Robert Chapman (Hueneme, Oxn) 11.07w. -Rick Levey (Agoura) 11.11w. **200m** (+1.4) \*\*Jay Ramsey (Ventura) 22.23. **400m** \*Dennis Stephens (Rio Mesa, Oxn) 50.79. **800m** -Ryan Wilson (Agoura) 1:55.12. -Jason Baker (Nordhoff, Ojai) 1:58.15. -Kevin Culwell (Camarillo) 1:58.80. \*\*Ronnie Franco (Camarillo) 1:59.28. **1600m** -McRay Bryson (Camarillo) 4:24.35. -Emanuel Azizi (Agoura) 4:25.08. \*Brett Butolph (Buena, Vent) 4:27.74. \*\*Javier Ramirez (Nordhoff, Ojai) 4:29.59. **3200m** \*\*John Greene (Agoura) 9:29.04 (8:57.2 3000m). -Nathan Jobe (Buena, Ventura) 9:31.05 (8:57.8). \*\*Elezar Hernandez (Camarillo) 9:32.28 (8:58.7). \*Chadd Aldrich (Thousand Oaks) 9:34.29 (8:59.8). \*Nick Rattray (Oak Park) 9:39.05 (9:00.3). \*\*Jeremy Park (Camarillo) 9:43.33.

**110m HH** -Laurence Seikel (Ventura) 15.25 (+.6). \*Noah Walsh (Ventura) 15.37 (+.7 mps). -Marc Mustano (Thousand Oaks) 15.38 (+.6). **300mH** -Marc Mustano (Thousand Oaks) 40.03. **4x100m** Ventura 43.35, Hueneme (Oxnard) 43.55, Nordhoff (Ojai) 43.58, Agoura 43.71, Thousand Oaks 43.80. **4x400m** Agoura 3:21.19 (Mitchell 48.7), Rio Mesa 3:24.46 (\*Stephens 48.8), Nordhoff (Ojai) 3:24.68, Channel Islands (Oxn) 3:28.18.

**HJ** \*Jeremy Fischer (Camarillo) 6-11 3/4 (Meet Record). PV \*Rick Vermillion (Fillmore) 13-0. LJ \*\*Ronnie Jenkins (Hueneme, Oxnard) 22-7 1/4 (wind legal). TJ (wind legal) \*Archie Jackson (Nordhoff, Ojai) 43-8 1/2. SP -Alan Duben (Oak Park) 53-5. DT Alan Duben (Oak Park) 161-6.

**Women: 100m** \*\*Sharika Higgins (Channel Isls, Oxn) 12.35 (+1.5). -Ashanti Austin (Rio Mesa, Oxn) 12.60w (+2.4mps). -Chianti Austin (Rio Mesa, Oxn) 12.66w. **200m** (+1.4 mps) -Marion Jones (Thousand Oaks) 23.45 (National Leader). \*\*Andrea Wasden (Rio Mesa, Oxn) 26.04. -Alicia Sims (Oxnard) 26.0 (ht). **400m** -Shenalle Rogers (Channel Isls, Oxn) 59.26. Brownwen Cull (Nordhoff, Ojai) 59.82. -Stephanie Bladen (Westlake, WV) 59.93. **800m** \*\*Amy Van Atta (Buena, Ventura) 2:22.33. \*Allison Kaz (Agoura) 2:22.91. \*\*Monica Berlin (Nordhoff, Ojai) 2:23.60. **1600m** \*\*Amy Skieresz (Agoura) 4:53.97 (Meet Record). -Karen Bockel (Nordhoff, Ojai) 5:05.23. -Kriste Camp (Agoura) 5:15.13. -Miriam Niednager (Buena, Ventura) 5:17.77. \*\*Terin Mathews (Newbury Park) 5:21.43. **3200m** \*Gabriela Rodriguez (Oxnard) 11:08.13 (10:25.1 3000m). \*\*Kim Mortensen (Thousand Oaks) 11:12.46 (10:30.7). \*Kay Nekota (Agoura) 11:19.27 (10:36.7). -Tiffany Marra (Rio Mesa, Oxn) 11:38.10 (10:50.4). -Josefina Sanchez (Hueneme, Oxn) 11:41.19 (10:57.9). -Tiffany Burt (Agoura) 11:43.38 (10:58.7). -Tina Schroyer (Rio Mesa, Oxn) 11:52.50. -Kim Gerhard (Royal, Simi Valley)

11:55.21. 1

**100m HH** (wind +1.4 mps) \*\*Andrea Wasden (Rio Mesa, Oxn) 14.98. -Laura Saw (Rio Mesa, Oxn) 15.65. \*\*Laquina Moore (Channel Isls, Oxn) 16.03. \*\*Susan Heidenrich (Rio Mesa, Oxn) 16.03. \*\*Julia Westell (Newbury Park) 16.31. **300mLH** \*\*Stacy Hebert (Buena, Ventura) 46.42. -Laura Saw (Rio Mesa, Oxnard) 46.66. \*\*Susan Heidenrich (Rio Mesa, Oxn) 47.68. -Marti Meinhart (Westlake, WV) 47.84. **4x100m** Rio Mesa (Oxnard) 49.40, Thousand Oaks 49.47, Channel Islands (Oxnard) 49.88, Buena (Ventura) 50.78. **4x400m** Thousand Oaks 4:04.93 (Marion Jones 55.3 2nd leg), Rio Mesa (Oxn) 4:06.03, Channel Islands (Oxn) 4:06.06, Agoura 4:09.41.

**HJ** \*\*Natalie Shaw (Valley View, Simi Valley) 5-2. LJ (all wind legal) -Marion Jones (Thousand Oaks) 20-7 1/2 (Meet Record) (series 20-7 1/2, 20-7, 19-7, 19-11 3/4). \*Stacy Dolder (Simi Valley) 17-0 1/2. -Laurie Hendren (Rio Mesa, Oxn) 16-11 3/4. -Ashanti Austin (Rio Mesa, Oxn) 16-9 3/4. TJ \*Stacy Dolder (Simi Valley) 34-8 3/4. SP -Crystal Brownlee (Westlake, WV) 44-4 (Meet Record). \*Dee Tuimolou (Channel Islands, Oxn) 43-6. \*\*Dawn Anderson (Newbury Park) 37-1. DT \*Dee Tuimolou (Channel Islands, Oxn) 123-2. \*Kim Righetti (Ventura) 117-6. -Carrice Petersen (Oak Park) 113-10. -Genie Van Scoy (Rio Mesa, Oxn) 112-9. -Crystal Brownlee (Westlake, WV) 110-10.

## Northern & Central California From Keith Conning

### Bay Valley Athletic League

April 7, 1993

#### Girls

Ygnacio Valley 75 1/2, El Cerrito 40 1/2  
SP -Kristen Heaston (Ygnacio Valley) 47-5.  
DT -Kristen Heaston (Ygnacio Valley) 134-8

### Diablo Foothill Athletic League

April 7, 1993

#### Boys

College Park 82, Liberty 54  
**110mH** -Ross Bomben (Liberty) 15.0. LJ -Ross Bomben (Liberty) 22-5

### Pierce/Golden Bear Relays

Edwards Stadium, University of California, Berkeley  
April 10, 1993  
(All distances in meters.)

**Boys Teams** -1. St. Mary's 120, 2. Monte Vista 74, 3. American 54, 4. Montgomery 39, 5. Bellarmine 38, 6. (tie) De Anza, Moreau, and Pinole 30, 9. Mission San Jose 29, 10. Piedmont 22, 11. (tie) Amador Valley, El Cerrito, Mt. Eden, and Northgate 20, 15. San Leandro 16, 16. (tie) Alhambra and Liberty 14, 18. Washington (Fremont) 13, 19. Berkeley 12, 20. Cardinal Newman 11, 21. (tie) Irvington and Newark Memorial 10, 23. Casa Grande 8, 24. (tie) Milpitas and Castlemont 7, 26. (tie) Acalanes and Sonoma Valley 6, 28. (tie) Petaluma and Piner 4, 30. (tie) Campolindo, Granada, Marin Catholic, and Terra Linda 2, 34. (tie) Hayward and Rancho Cotate 1.

Most Valuable Runner:

Jimmie Johnson (Mission San Jose)

Most Valuable Thrower:

Ishan Warren (Saint Mary's)

Most Valuable Jumper: Derrick Mitchell (Mt. Eden)

**100** (wind: -0.88) -Lance Smith, Grade 11 (Pi-

nole Valley) 11.04 (meet record, old record 11.05 Jessie Wilson, St. Mary's, 1992), 2. Marvin Love 12 (Washington) 11.30, 3. Jimmie Johnson 12 (Mission San Jose) 11.33, 4. Leon Callen 9 (Alhambra) 11.41, 5. Tim Cooper 11 (De Anza) 11.46, 6. Jamal Page 12 (Castlemont) 11.73, 7. Dirk Lacy 12 (El Cerrito) 11.85, 8. Danny Baker (Mission San Jose) 11.91.

**200** (+0.27) -Jimmie Johnson 12 (Mission San Jose) 22.37, 2. Tyree Reed (De Anza) 22.48, 3. Leon Callen 9 (Alhambra) 23.13, 4. Rob Wiggins (Berkeley) 23.68, 5. Bobby Ventura (Mission San Jose) 24.36, 6. Trevor Price (Cardinal Newman) 25.43.

**400** -Jimmie Johnson 12 (Mission San Jose) 46.67, 2. Mark McDonald 12 (American) 50.26, 3. Doug Boyd (St. Mary's) 51.61.

**800** -Josh Morris 12 (Montgomery) 1:59.44, 2. Josh Rogin 12 (Piedmont) 1:59.83, 3. John Pearson 11 (Bellarmine) 2:01.94, 4. Rob Zacapa (Bellarmine) 2:03.26, 5. Zack Lassiter 11 (Campolindo) 2:05.36.

**1600** -Brook Tessman 11 (Monte Vista) 4:26.69, 2. Ricky Esponda 12 (Casa Grande) 4:26.98, 3. Eduardo Avila 12 (Milpitas) 4:29.54, 4. Chris Oden 12 (Piner) 4:30.85, 5. John Piazza 12 (Marin Catholic) 4:32.65, 6. Doug Ellington 11 (Milpitas) 4:33.49, 7. Scott Penwell 11 (Piedmont) 4:34.09, 8. Mark Bouiland 12 (Bellarmine) 4:43.91.

**3200** -Jerome Mattern 11 (Irvington) 9:34.9, 2. Keith Kennedy 10 (San Leandro) 9:38.8, 3. Brian Billeter 12 (Bellarmine) 9:52.2, 4. Jaime Cannon 12 (Bellarmine) 10:04.9, 5. Abel Martinez 12 (Terra Linda) 10:09.7, 6. Pat Bendzick 11 (Mission San Jose) 10:18.4.

**110 High Hurdles** (-1.14) -Ross Bomben 12 (Liberty) 14.88, 2. Byron Casey (American) 15.03, 3. Doug Ridge 12 (American) 15.27, 4. Anthony Montgomery 11 (St. Mary's) 15.58, 5. Brandon Coker 12 (St. Mary's) 15.65, 6. Dominic Wong 12 (Hayward) 15.86, 7. Al Ferber 12 (Campolindo) 16.04, 8. Marlon Wilson (Castlemont) 18.1.

**400 Relay** -Pinole Valley 43.50, 2. St. Mary's 43.83, 3. Monte Vista 43.95, 4. American 43.96, 5. El Cerrito 44.16, 6. Berkeley 44.22, 7. Skyline 44.31, 8. Mission San Jose 44.61.

**1600 Relay** -St. Mary's 3:23.8, 2. De Anza 3:29.8, 3. Moreau 3:31.4, 4. American 3:31.6, 5. El Cerrito 3:32.3, 6. Berkeley 3:32.8, 7. Campolindo 3:34.1, 8. Montgomery 3:34.5.

**3200 Relay** -Monte Vista 8:05.1, 2. St. Mary's 8:07.6, 3. Montgomery 8:23.1, 4. Northgate 8:31.1, 5. Alhambra 8:36.6, 6. Piedmont 8:37.6, 7. Lowell 8:42.9, 8. Skyline 8:50.7.

**Sprint Medley Relay** -St. Mary's 1:35.92, 2. American 1:35.93, 3. El Cerrito 1:36.47, 4. Monte Vista 1:37.03, 5. Berkeley 1:37.70, 6. De Anza 1:37.74, 7. Moreau 1:38.59, 8. Skyline 1:39.84.

**Distance Medley Relay** -Amador Valley 10:49.0, 2. Monte Vista 11:17.1, 3. Northgate 11:22.2, 4. Montgomery 11:25.1, 5. Moreau 11:32.3, 6. Piedmont 11:32.5, 7. Casa Grande 11:55.7, 8. Campolindo 12:03.7.

**High Jump** -Jeff Bond 11 (Piedmont) 6-4 (ties meet record of Leonard Hayward, St. Mary's, 1992), 2. Brandon Zeidler 10 (Bellarmine) 6-2, 3. Tim Andre (Sonoma Valley) 6-0, 4. Damian Levesque 12 (Cardinal Newman) 5-10, 5. Tom Hunt (Granada) 5-10, 6. Drew Hill 11 (Rancho Cotate) 5-8, 7. Ryan McClucas 12 (St. Vincent) 5-6, 8. Joe Peacock (Moreau) 5-6.

**Pole Vault** -Youssef Okano (Newark Memorial) 14-6 (meet record, old record 13-0 Chris Kennedy, Monte Vista, 1992), 2. Chris Kennedy 12 (Monte Vista) 14-0, 3. Tim Taylor 11 (Acalanes) 13-6, 4. Rene Loraine 10 (Petaluma) 12-6.

**Long Jump** -Derrick Mitchell 12 (Mt. Eden) 22-10 (wind: +0.85), 2. Rah-Mu Brown 12 (St. Mary's) 20-11 3/4 (-0.03), 3. Claitis Coffey 12 (Cardinal Newman) 20-11 (-0.82), 4. Tuan Tran 11 (Bellarmine) 20-8 1/2 (+0.52), 5. Ross Bomben 12 (Lib-

ty) 20-2 (-0.20), 6. Sean Lucas (Washington) 19-11 (+2.45), 7. Ryan Lucas 12 (St. Vincent) 19-2 1/4 (+0.16), 8. Derek Kuzak (Campolindo) 16-5 (+1.60).

**Triple Jump** -Derrick Mitchell (Mt. Eden) 47-3 1/2 (-0.37) (meet record, old record 46-8 1/4, Leonard Hayward, St. Mary's, 1992), 2. Rah-Mu Brown 12 (St. Mary's) 44-3 1/4 (-0.78), 3. Tuan Tran 11 (Bellarmine) 43-11 1/4 (-2.07), 4. Drew Harrill 12 (Washington) 42-4 3/4 (-1.22), 5. Ross Bomben 12 (Liberty) 42-2 1/2 (-0.04).

**Shot Put** -Ishan Warren 11 (St. Mary's) 52-2 1/2 (meet record, old record 49-11 1/4 C. Crook, Antioch, 1992), 2. Mike Aeger 12 (Moreau) 46-11, 3. John Paxton (Moreau) 47-2 1/2, 4. Nate Tuffanelli 12 (San Leandro) 46-3 1/2, 5. Maurice Brown (De Anza) 43-3 1/2, 6. Roger Loucks 12 (Montgomery) 43-2, 7. Stanley Miles 11 (Alhambra) 42-1 1/2.

**Discus** -Ishan Warren 11 (St. Mary's) 142-7, 2. Roger Loucks 12 (Montgomery) 135-9, 3. Cory Drain 12 (Castlemont) 117-5, 4. Nate Tuffanelli 12 (San Leandro) 111-0.

**Girls Teams** -Skyline 138, 2. Amador Valley 61, 3. Mission San Jose 53, 4. Carondelet 45, 5. Sonoma Valley 42, 6. Washington (Fremont) 39, 7. (tie) Moreau and Lowell 38, 9. Alhambra 37, 10. Clayton Valley 27, 11. (tie) Berkeley and Montgomery 22, 13. Northgate 19, 14. El Cerrito 16, 15. Monte Vista 15, 16. Petaluma 12, 17. (tie) Castro Valley and Piedmont 8, 19. (tie) Acalanes and American 7, 21. Rancho Cotate 6, 22. Ursuline 5, 23. Novato 4, 26. (tie) Hayward and Santa Rosa 2, 28. Terra Linda 1.

Most Valuable Runner:

Pamela Richardson (Montgomery)

Most Valuable Thrower: Nicole Brooks (Berkeley)

Most Valuable Jumper: Sakai Metcalf (Skyline)

**100** (wind: -0.45) -Alexandria Jackson 12 (Lowell) 12.60, 2. Tricia Jacinto 11 (Washington) 12.83, 3. Jodi Bailey 10 (Skyline) 12.99, 4. Justina Thompson 10 (Alhambra) 13.30., 5. Tameka Tate 12 (Hayward) 13.34, 6. Amy Evans 10 (Mission San Jose) 13.46, 7. Cindy Gryniwicz (Granada) 13.55.

**200** (+0.07) -Tricia Jacinto 11 (Washington) 26.42, 2. Tanya Jackson (Skyline) 27.13, 3. Adrienne Fernandez (Carondelet) 27.65, 4. Amy Evans 10 (Mission San Jose) 27.66, 5. Justina Thompson 10 (Alhambra) 27.67, 6. Carlee Sira (Amador Valley) 28.47, 7. Tameka Tate (Hayward) 29.29.

**400** -Kaselah Crockett 10 (Skyline) 59.73, 2. Lisa Morrison 11 (Amador Valley) 1:01.01, 3. Jennifer Nougier 12 (Sonoma Valley) 1:01.21, 4. Tamika Chapman 11 (Mission San Jose) 1:01.99, 5. Ashley Clark 12 (Las Lomas) 1:02.37, 6. Lisa Piper 11 (Alhambra) 1:03.54.

**800** -Pamela Richardson 10 (Montgomery) 2:15.98, 2. Chrissy O'Brien 12 (Northgate) 2:18.18, 3. Carolyn Colyar 11 (Carondelet) 2:22.84, 4. Ashley Monahan 11 (Amador Valley) 2:24.69, 5. Andrea Comer 11 (Castro Valley) 2:24.79, 6. Elisabeth Porto 11 (Acalanes) 2:24.99.

**1600** -Alison Lambert 10 (Northgate) 5:16.55 (meet record, old record 5:19.33 Miesha Marzell, Bishop O'Dowd, 1992), 2. Jessica McCool (Piedmont) 5:20.60, 3. Lori Riedy 10 (Mission San Jose) 5:26.66, 4. Sara Jakes 11 (Sonoma Valley) 5:32.97, 5. Megan Reeder 12 (Santa Rosa) 5:36.93, 6. Stephanie Kolberg 11 (Monte Vista) 5:40.45, 7. Elisabeth Porto 11 (Acalanes) 5:45.57, 8. Colleen Fitzpatrick (Carondelet) 5:52.49.

**3200** -Elissa Riedy 10 (Mission San Jose) 11:24.8 (meet record, old record 11:43.3 Angela Dalke, Bishop O'Dowd, 1992), 2. Sara Jakes 11 (Sonoma Valley) 11:29.4, 3. Stephanie Kolberg 11 (Monte Vista) 11:53.8, 4. Katie Owen 10 (Carondelet) 12:00.2, 5. Melissa Ackermann 12 (Castro Valley) 12:00.2, 6. Laura Kuhl 11 (Caronde-

# California Track and Cross Country COACHES ALLIANCE

let) 12:08.6, 7. Logan Hiroshima 11 (Lowell) 12:12.1, 8. Amber Robinson 10 (Las Lomas) 12:16.7.

**100 High Hurdles** (-0.02)--Sakai Metcalf 10 (Skyline) 15.44, 2. Jenny Berrien 11 (Berkeley) 15.64, 3. Mariel Triggs 10 (Moreau) 15.90, 4. Kim Couvson 11 (American) 16.27, 5. Kristin Palmer 11 (Petaling) 16.50, 6. Evi Orogas 12 (Terra Linda) 16.82, 7. Katie Thurber 12 (Kelseyville) 17.72.

**400 Relay**--Skyline 49.74, 2. El Cerrito 51.28, 3. Alhambra 51.62, 4. Moreau 51.89, 5. Amador Valley 52.98, 6. Northgate and Washington 52.06, 8. Monte Vista 52.43.

**1600 Relay**--Skyline 4:03.17 (meet record, old record 4:06.77 Bishop O'Dowd, 1992), 2. Amador Valley 4:05.90, 3. Lowell 4:12.90, 4. Moreau 4:14.55, 5. Castro Valley 4:16.18, 6. Mission San Jose 4:16.30, 7. Washington 4:23.56, 8. Northgate 4:23.88.

**3200 Relay**--Skyline 10:02.1, 2. Lowell 10:05.3, 3. Amador Valley 10:15.4, 4. Carondelet 10:24.5, 5. Clayton Valley 10:24.6, 6. Mission San Jose 10:36.7, 7. Washington 10:40.1, 8. El Cerrito 10:51.0.

**Sprint Medley Relay**--Sonoma Valley 1:55.20 (meet record, old record 1:55.64 Clayton Valley, 1992), 2. Skyline 1:55.68, 3. Montgomery 1:56.50, 4. Monte Vista 1:56.74, 5. Carondelet 1:57.72, 6. Amador Valley 1:58.01, 7. Ursuline 1:58.82, 8. Moreau 1:58.94.

**Distance Medley Relay**--Mission San Jose 12:55.2, 2. Carondelet 13:46.9, 3. Washington 13:50.4, 4. Moreau 13:53.8, 5. Ursuline 13:56.3, 6. Las Lomas 13:57.3, 7. Lowell 14:13.6, 8. Alhambra 14:13.8.

**High Jump**--Trac Banks 10 (Alhambra) 5-0, 2. Kim Davis 12 (Amador Valley) 5-0, 3. Erin Nichols 9 (Acalanes) 4-10, 4. Heather Jackson 12 (American) and Jenny Brockman 11 (Rancho Cotate) 4-10, 6. Pam Karbowskii 11 (Ursuline) 4-10, 7. Ann Mitchell 10 (Moreau) 4-8, 8. Anne Horets 9 (Campolindo) 4-8, 9. Molly Marshall 11 (Acalanes) 4-8.

**Long Jump**--Jodi Bailey 10 (Skyline) 17-3 1/4 (+1.73) (meet record, old record 16-9 1/2 M. MacPherson, Montgomery, 1992), 2. Monica Dunn 11 (Alhambra) 16-1 3/4 (+0.00), 3. Nicole McAllister 12 (Clayton Valley) 15-10 3/4 (+0.00), 4. Cindy Samuels 10 (Campolindo) 15-7 (+0.00), 5. Amanda Bauer 10 (Mission San Jose) 15-5 1/2 (+0.00), 6. Robyn Broone 11 (Rancho Cotate) 14-11 3/4 (+0.00).

**Triple Jump**--Sakai Metcalf 10 (Skyline) 34-6 1/2 (+0.00) (meet record, old record 34-7 P. Teal, Montgomery, 1992), 2. Carey Moyles (Washington) 35-2 3/4 (+0.37), 3. Kim Davis (Amador Valley) 34-1 3/4 (+2.41), 4. Vanessa Kale 12 (Sonoma Valley) 34-1 (+0.03), 5. Ann Mitchell 10 (Moreau) 33-6 (-1.26), 6. Nicole McAllister 12 (Clayton Valley) 33-2 (+3.18), 7. Anissa Tan 11 (Lowell) 32-8 (+0.88), 8. Amanda Bauer 10 (Mission San Jose) 32-7 1/2 (+0.34).

**Shot Put**--Nicole Brooks 11 (Berkeley) 41-0 (meet record, old record 32-2 C. Bellamy, Montgomery, 1992), 2. Nikki DeWitt 12 (Petaling) 35-7 1/2, 3. Stephanie Loggins 12 (Moreau) 34-11, 4. Kristin Gabbard 11 (Novato) 34-4 1/2, 5. Danielle Loughran 11 (Rancho Cotate) 30-8, 6. Toary Anderson 12 (Mission San Jose) 29-7 1/2, 7. Bernadette Gilman 11 (Sonoma Valley) 29-5.

**Discus**--Melissa Cenizal 10 (Clayton Valley) 115-2, 2. Nandi Ellis 12 (Skyline) 105-1, 3. Melissa Weeks 11 (Clayton Valley) 103-10, 4. Nicole Brooks 11 (Berkeley) 97-9, 5. Nikki DeWitt 12 (Petaling) 96-11, 6. Toary Anderson 12 (Mission San Jose) 93-3, 7. Danielle Loughran 11 (Rancho Cotate) 87-0, 8. Bernadette Gilman 11 (Sonoma Valley) 81-11.

## Pittsburg Relays

April 11, 1993. Pittsburg High School  
Boys Teams--Vallejo 76, 2. Antioch 58, 3. Pitts-

burg 52, 4. East Union 44, 5. Newark Memorial 28, 6. (tie) Kennedy (Sacramento), Liberty, Ygnacio Valley 26, 9. Hogan 24, 10. Armijo 18, 11. McAteer 14, 12. (tie) Benicia and California 12, 14. Richmond 10, 15. (tie) Fremont (Oakland), McClymonds, Sacramento 8, 18. (tie) Mt. Diablo and North Tahoe 6, 20. Johnson 4, 21. Balboa 2.

**100--Willie Grisby** (Pittsburg) 11.38, 2. Tremaine Simms (Vallejo) 11.40, 3. Steve Fountain (McAteer) 11.43, 4. Mike Wilson (Vallejo) 11.50, 5. Robert Mulder (Kennedy, Richmond) 11.67.

**400--Gaylan Kear** (Richmond) 51.90, 2. Brian Kechter (California) 54.22, 3. Speugar Edwards (McAteer) 55.32, 4. Terrance Clark (McClatchy) 57.92, 3. **200--Mike Byroads** (Antioch) 9:57.9, 2. Phil France (Antioch) 10:08.4, 3. Jacob Mills (North Tahoe) 10:11.6, 4. Kane Smith (Ygnacio Valley) 10:23.4, 5. Chris Shanf (Ygnacio Valley) 10:23.6, 110 **High Hurdles**--Dave Doan (Ygnacio Valley) 17.85, 2. Greg Byers (Fremont, Oakland) 17.22, 3. Jess Schweiger (Liberty) 17.41, 4. Fred Samuels (Fremont, Oakland) 16.55, 5. Joe Fontes (Armijo) 16.26. (Prep Editor's Note: These results were printed in the Contra Costa Times. If you can figure them out, good luck! How can the fifth place finisher have a faster time than the rest of the field?)

**400 Relay**--Vallejo 43.33, 2. East Union 43.84, 3. Hogan 44.33, 4. Kennedy (Sacramento) 44.48, 5. Fremont 45.52. **800 Relay**--Vallejo 1:32.1, 2. East Union 1:32.5, 3. Kennedy (Sacramento) 1:34.1, 4. Johnson 1:35.5, 5. Benicia 1:35.58. **1,600 Relay**--East Union 3:26.9, 2. Vallejo 3:31.39, 3. Pittsburg 3:39.95, 4. Kennedy (Sacramento) 3:40.0, 5. California 3:40.2. **3,200 Relay**--Armijo 8:42.00, 2. Pittsburg 8:44.89, 3. Kennedy (Sacramento) 8:44.70, 4. Antioch 8:47.60, 5. Hogan 8:59.40. **Sprint Medley**--East Union 3:43.6, 2. Hogan 3:44.0, 3. Vallejo 3:47.7, 4. Pittsburg 3:50.0, 5. Balboa 3:53.0. **Distance Medley**--Antioch 10:57.28, 2. Hogan 10:57.73, 3. Ygnacio Valley 11:13.84, 4. Kennedy (Sacramento) 11:27.12, 5. Pittsburg 11:27.18.

**High Jump**--Pittsburg 11:20.10. **Pole Vault**--Liberty and Ygnacio Valley 23-6. **Long Jump**--Pittsburg 62-8. **Triple Jump**--Vallejo 127-8. **Shot Put**--Newark Memorial 129-4. **Discus**--Newark Memorial 381-11.

**Girls Teams**--Pittsburg 72, 2. Vallejo 59, 3. Ygnacio Valley 36, 4. Fremont (Oakland) 32, 5. Kennedy (Sacramento) 28, 6. McAteer 26, 7. East Union 24, 8. (tie) Hogan and Newark Memorial 24, 10. Holy Names 20, 11. Tracy 18, 12. Antioch 16, 13. Dublin 16, 14. (tie) Benicia and California 14, 16. Liberty 9, 17. Johnson 8, 18. Richmond 2.

**100--Christe Barefield** (California) 13.33, 2. Tiffany Jackson (Vallejo) 13.50, 3. Alisha Langford (Newark Memorial) 13.71, 4. Ivy Turner (Liberty) 13.76, 5. Eboay Taltan (Vallejo) 13.92. **400--Latasha Gilliam** (Pittsburg) 57.13, 2. Alicia Lyons (East Union) 1:00.52, 3. Ayana Butler (Holy Names) 1:01.72, 4. Kim Mathews (McAteer) 1:01.80, 5. Christi Barefield (California) 1:03.06, 3. **200--Shannon Mathire** (Ygnacio Valley) 1:24.0, 2. Shonae Reed (Johnson) 1:24.6, 3. Clarissa Aviles (McAteer) 1:30.08, 4. Katie Cadwalder (Antioch) 1:30.2, 5. Megan Fear (Antioch) 1:34.8. **100 Hurdles**--Falecia Stone (Kennedy, Sacramento) 16.01, 2. Nikki Galvan (Benicia) 16.81, 3. Cori Evans (Vallejo) 16.89, 4. Melissa Sherwood (Tracy) 17.34, 5. Lisa Bell (Liberty) 17.91.

**4x100--Vallejo** 50.64, 2. Pittsburg 51.54, 3. Kennedy (Sacramento) 51.74, 4. Tracy 52.02, 5. Holy Names 50.15. **4x200--Vallejo** 1:50.1, 2. McAteer 1:52.01, 3. Holy Names 1:52.6, 4. East Union 1:53.63, 5. Pittsburg 1:54.41. **4x400--Fremont** 4:18.06, 2. California 4:46.5, 3. McClymonds 4:46.65, 4. Hogan 5:06.6. **4x800--Ygnacio Valley** 11:07.9, 2. Newark Memorial 11:21.84, 3. Antioch 11:30.14, 4. Fremont 11:46.6. **Sprint**

**Medley**--East Union 1:53.2, 2. Pittsburg 1:54.7, 3. Vallejo 1:55.0, 4. Fremont 1:56.9. **Distance Medley**--Ygnacio Valley 14:10.6, 2. Pittsburg 15:23.4, 3. Fremont (Oakland) 15:16.0.

**High Jump**--Fremont 14-2. **Long Jump**--Kennedy (Sacramento) 42-3. **Triple Jump**--Vallejo 92-7 1/2. **Shot Put**--Hogan 100-7. **Discus**--Hogan 351-9.

## Triangular Meet

April 21, 1993. Laney College, Oakland  
Boys: 100--Page (Oakland Technical) 10.8.  
Girls: 100--Smoke Wallace (Skyline) 12.0. **200--Goodwin** (Skyline) 26.0. **400--Malika Freeman** (Skyline) 57.2. **300H--Angela Harris** (Skyline junior) 42.4 (national leader).. **4 x 100--Skyline** 49.0. **4 x 400--Skyline** 3:59.0.

## Bay Valley Athletic League

April 21, 1993  
Girls--Berkeley 64, Antioch 62.  
SP--Nicole Brooks (Berkeley) 37-4 1/2.  
Pittsburg 93, El Cerrito 25. **100--Latasha Gilliam** (Pittsburg) 12.3.  
4 x 100--Pittsburg 50.5. **LJ--Latasha Gilliam** (Pittsburg) 17-5. Clayton Valley 79, Carondelet 48. **400--Roberts** (Carondelet) 58.6. **DT--Anderson** (Clayton Valley) 114-3.

## Diablo Foothill Athletic League

April 21, 1993  
Boys--Liberty 87, Concord 49.  
110H--Ross Bomben (Liberty) 14.9.  
Girls--Acalanes 78, Las Lomas 49.  
HJ--Minton (Acalanes) 5-2. **LJ--Grace Upshaw** (Acalanes) 16-10.

## CCS Top 8 Classic

April 23, 1993. Los Gatos High School  
from Willie Harmatz  
Boys Teams--1. North Salinas 72, 2. (tie) Del Mar and Wilcox 38, 4. Bellarmine 36, 5. Los Gatos 28, 6. St. Francis 27 1/2, 7. Soquel 26, 8. Oak Grove 24.

**Athlete of the Meet**--Field: Scott Slover, Leland, Track: Calvin Harrison, North Salinas.  
**100--Shon Lewis** (Wilcox) 10.76, 2. Jason Isaac (Los Gatos) 11.06, 3. Alvin Harrison (North Salinas) 11.07. **200--Calvin Harrison** (North Salinas) 21.71, 2. Jack Beloney (Oak Grove) 22.05, 3. Shon Lewis (Wilcox) 22.06, 4. Jason Isaac (Los Gatos) 22.25. **400--Calvin Harrison** (North Salinas) 46.32 (meet record, old record 47.45, Richard Dupree, Mt. Pleasant, 1992), 2. Jack Beloney (Oak Grove) 49.39, 3. Frank Hoche (Palma) 49.51, 4. Farrell Hamann (Homestead) 50.09. **800--Scott Cervelli** (Santa Teresa) 1:55.52, 2. Tom Wallace (King City) 1:57.32, 3. Roger Stewart (Del Mar) 1:57.61, 4. Dan Boehle (Serra) 1:58.92. **1,600--Jason Balkman** (Lynbrook) 4:22.28, 2. Scott McKelvey (Leigh) 4:26.09, 3. Luis Granado (North Salinas) 4:26.88, 4. Dan Boehle (Serra) 4:26.93, 5. Todd Dando (Bellarmine) 4:27.57. **3,200--Juan Pinal** (Overfelt) 9:26.84, 2. Jason Balkman (Lynbrook) 9:27.63, 3. Liam Jones (Soquel) 9:42.46, 4. Luis Granado (North Salinas) 9:45.40, 5. Chris Conely (Leland) 9:46.93, 6. Neal Harder (Gunn) 9:48.56.

**110HH** (Hand-timed)--Coke Edmon (Bellarmine) 15.1, 2. Dan Race (Soquel) 15.2, 3. Jason Miles (St. Ignatius) 15.3. **300H--Ricky Velasco** (Bellarmine) 40.67, 2. Dan Race (Soquel) 40.75, 3. Jim Meyer (Santa Cruz) 40.90. **400R--North Salinas** 42.36, 2. Wilcox 42.89, 3. St. Francis 43.87. **1,600R--North Salinas** 3:19.23, 2. Wilcox 3:25.77, 3. Del Mar 3:28.36.

**HJ--Lavelle Beloney** (Del Mar) 6-9 1/2, 2. Ed McGee (Del Mar) 6-5, 3. Mike Scatena (Leland) 6-

5, 4. Andy Richey (St. Ignatius) 6-5. **PV--Scott Slover** (Leland) 16-7, 2. Brandon Vance (Los Gatos) 16-0, 3. Tom Ryan (Bellarmine) 14-6, 4. Jason Hinikin (St. Francis) 14-6, 5. Eric Knight (North Salinas) 14-0, 6. Mike James (North Monterey County) 13-6. **LJ--Frank Hoche** (Palma) 21-10 1/4, 2. Joe Newsom (Los Altos) 21-10, 3. Chris Byrer (Saratoga) 21-5 1/2. **TJ--Doug Brown** (Gundersen) 46-9, 2. Ferrell Hanann (Homestead) 44-11, 3. Trun Tran (Bellarmine) 44-4. **SP--Chris DeMartini** (St. Ignatius) 55-7, 2. Jason Young (Piedmont Hills) 54-0 1/2, 3. Dan Greer (North Salinas) 53-10 3/4, 4. Kevin Berns (Lynbrook) 52-5 3/4, 5. Ryan Marcos (Los Gatos) 51-9 1/2. **DT--Scott Bein** (St. Francis) 169-5, 2. Al Frugoli (Monta Vista) 146-8, 3. Mike Warren (Los Gatos) 145-6.

**Frosh/Soph Boys**--400--Charles Felton (Westmoor) 50.09. **800--Jason Williams** (Gunn) 1:58.81. **1,600--Cliff Roberts** (Leland) 4:23.16, 2. Dan Sirkic (Gundersen) 4:23.36. **3,200--Arnold Song** (Bellarmine) 9:47.62. **TJ--Dan Nord** (Los Altos) 44-5.

**Girls Teams**--1. Independence 54, 2. Los Gatos 39, 3. St. Ignatius 37, 4. St. Francis 36, 5. Del Mar 34, 6. Presentation 30, 7. Jefferson 23, 8. Aptos 16.

**Athlete of the Meet**--Field: Christina Etuale, Jefferson, Track: Shawna Jenkins, Del Mar.  
**100--Shawna Jenkins** (Del Mar) 12.35, 2. Lisa Biter (Leigh) 12.42, 3. Sommer Washington (St. Ignatius) 12.57, 4. Tami Simpson (Overfelt) 12.63. **200--Shawna Jenkins** (Del Mar) 25.53, 2. Veronica Woods (Independence) 25.67, 3. Tami Simpson (Overfelt) 25.86. **400--Sylvia Pieslak** (Merlo-Atherton) 58.46, 2. Veronica Woods (Independence) 58.52, 3. Lisa Chew (Lynbrook) 59.33, 4. Sarah Connell (St. Francis) 59.46. **800--Christine Stavalone** (Presentation) 2:22.06, 2. Kathy Morse (Mills) 2:22.78, 3. Meg Randall (Aptos) 2:23.08, 4. Tia Christiansen (San Lorenzo Valley) 2:23.38. **1,600--Ann Baldelli** (St. Ignatius) 5:09.43, 2. Christine Stavalone (Presentation) 5:10.76, 3. Emily Allison (Leland) 5:11.69, 4. Lisa Crouch (Aptos) 5:12.02, 5. Holly Malander (Los Gatos) 5:14.17, 6. Tilla Torrens (St. Francis) 5:17.44, 7. Lisa Rentena (Westmont) 5:22.72. **3,200--Domitilla Torrens** (St. Francis) 11:05.06, 2. Debra Bleisch (Silver Creek) 11:06.91, 3. Nicole Silva (Aptos) 11:11.94, 4. Miranda Middlecoff (Los Gatos) 11:20.66, 5. Liz Leigh-Wood (Aptos) 11:33.82, 6. Danielle Dekker (St. Ignatius) 11:37.27, 7. Carrie Burman (Santa Teresa) 11:44.79, 8. Lisa Rentena (Westmont) 11:45.74.

**110HJ--Jennifer Odom** (Independence) 15.04, 2. Jen Poi (Soquel) 15.78, 3. Denia Timberlake (Del Mar) 15.80. **300LH--Jennifer Odom** (Independence) 45.05, 2. Kim Yeeder (Los Gatos) 45.87, 3. Melanie Cafe (Santa Cruz) 46.83, 4. Zee Sullivan (Santa Teresa) 47.13, 5. Cathy Roncato (Lynbrook) 47.74. **400R--Independence** 49.25, 2. Westmoor 49.50, 3. Los Gatos 49.62, 4. St. Ignatius 49.96, 5. Del Mar 50.11, 6. St. Francis 50.92. **1600R--St. Francis** 4:03.89, 2. Independence 4:04.12, 3. Los Gatos 4:06.67, 4. Del Mar 4:06.84, 5. Lynbrook 4:07.29, 6. Santa Cruz 4:09.49.

**HJ--Amy Cheli** (Los Altos) 5-6, 2. Erin Duffey (St. Francis) 5-6, 3. Erica Larson (Carmel) 5-4, 4. Tina Farnady (Los Gatos) and Lindsey Anderson (Palo Alto) 5-2, 6. Ingrid Bekkers (Los Gatos) 5-2. **LJ--Carol Trauner** (St. Francis) 16-11, 2. Lillian Ito (Fremont) 16-10, 3. Heather Marlow (Gunn) 16-1. **TJ--Cindy Pettibon** (Gundersen) 35-10, 2. Jakaria Stewart (Mitty) 35-1, 3. Nicole Dobroski (St. Ignatius) 34-9 1/2. **SP--Christina Etuale** (Jefferson) 39-10 3/4, 2. Charlene Bowler (Gunn) 37-2 1/2, 3. Rebecca Morrison (Presentation) 35-7 1/4, 4. Mary Ate (Jefferson) 35-7, 5. Keri Smith (N. Monterey County) 35-6 1/2, 6. Frisco Tuimauva (Jefferson) 35-5. **DT--Monica**

# California Track and Cross Country COACHES ALLIANCE

Sullivan (Los Gatos) 121-4, 2. Christina Etuale (Jefferson) 114-6, 3. Rebecca Morrison (Presentation) 112-7.

## Bay Area Top 8 Invitational

April 23, 1993. Logan High School, Union City  
Conditions: Rain, no wind. All marks legal. The flag was hanging limp on the pole.

### Boys

100--Rob Rice (Mt. Pleasant) 10.98, 2. Malik Monroe (Yerba Buena) 11.22, 3. Deshawn Williams (Logan) 11.22. 200--Rob Rice (Mt. Pleasant) 22.5, 2. Angela Bertolucci (Livermore) 23.1, 3. Marvin Love (Washington) 23.1. 400--Mark McDonald (Campolindo) 49.2, 2. Jeff Billoreau (Logan) 51.1, 3. Liam Troung (Yerba Buena) 51.4. 800--John Lockard (Logan) 1:55.62, 2. Brock Tessman (Monte Vista) 1:55.7, 3. Brendon Mosher (Pioneer) 1:57.93, 4. Joel Martinez (Mt. Pleasant) 1:58.50. 1,600--Dave Braden (Amador Valley) 4:24.32, 2. Rick Esponda (Casa Grande) 4:27.23, 3. Aaron Richburg (Logan) 4:27.72. 3,200--Aaron Daniel (Livermore) 9:38.4, 2. Jeremy Mattern (Irvington) 9:41.3, 3. Dave Braden (Amador Valley) 9:46.7, 4. Chris Maier (Amador Valley) 9:50.0.

110HH--Byron Casey (American) 14.66, 2. Doug Ridge (American) 15.53, 3. Bo Sauer (Ferndale) 15.59. 300IH--Byron Casey (American) 39.07, 2. Derrick Mitchell (Mt. Eden) 39.10, 3. Al Fjerber (Campolindo) 40.96. 400R--Mt. Pleasant 42.85, 2. Yerba Buena 43.45, 3. Menlo-Atherton 43.46. 1600R--American 3:27.8, 2. Mt. Pleasant 3:30.9, 3. Yerba Buena 3:31.1.

HJ--Casey Turner (Monte Vista) 6-3, 2. Billy Norman (Mt. Eden) 6-0, 3. Kevin Little (Mt. Pleasant) 5-10. PV--Canceled because of the rain. LJ (legal) --Jimmi Banks (San Leandro) 23-10, 2. Derrick Mitchell (Mt. Eden) 22-5, 3. Maurice Eaglin (Yerba Buena) 21-2 1/4. TJ--Derrick Mitchell (Mt. Eden) 47-6 1/2, 2. Jimmi Banks (San Leandro) 45-11 1/2, 3. Bruce Pierre (Logan) 44-2 1/4, 4. Drew Harrii (Washington) 44-1 1/2. SP--Geoffrey Elbert (Yerba Buena) 56-2, 2. Mike Anger (Moreau) 50-4, 3. Nate Tuffaneli (San Leandro) 48-7. DT--Travis Nutter (Amador Valley) 161-4, 2. Regan Upshaw (Pittsburg) 150-10, 3. Scott Brumton (Sonoma) 147-6.

### Girls

100--Kelli White (Logan) 12.12, 2. Jernae Wright (Logan) 12.25, 3. Tricia Jacinto (Washington) 12.62. 200--Kelli White (Logan) 25.20, 2. Latasha Gilliam (Pittsburg) 25.85, 3. Tricia Jacinto (Washington) 25.90. 400--Latasha Gilliam (Pittsburg) 56.7, 2. Charlene Baldwin (Logan) 57.2, 3. Lisa Morrison (Amador Valley) 59.9. 800--Keana Collins (Mt. Pleasant) 2:21.96, 2. Vernica Harrah (Sonoma Valley) 2:22.50, 3. Mei-Ling McNamara (Logan) 2:23.22. 1,600--Michelle Muehling (Amador Valley) 5:06.82, 2. Mei-Ling McNamara (Logan) 5:15.36, 3. Marisa Daniel (Granada) 5:22.59, 4. Erin O'Brien (Campolindo) 5:22.69. 3,200--Sarah Jakel (Sonoma Valley) 11:25.6, 2. Marisa Daniel (Granada) 11:29.5, 3. Nicole Milne (Amador Valley) 11:49.0.

100H--Sunshine Peterson (Logan) 15.03, 2. Monique Dale (Logan) 15.91, 3. Heather Jackson (American) 15.96. 300IH--Monique Dale (Logan) 45.3, 2. Kim Couvson (American) 46.58, 3. Liz Pappas (Amador Valley) 46.60, 4. Julie Peterson (Ferndale) 47.20. 400R--Logan 48.0, 2. Acalanes 51.22, 3. Newark Memorial 51.44. 1600R--Logan 4:02.3, 2. Amador Valley 4:08.9, 3. Sonoma Valley 4:16.0.

HJ--Alicyn Chappelle (Logan) 5-4, 2. Erin Nichols (Acalanes) 5-0, 3. Fawn Adams (Foothill) 5-0. LJ--Jernae Wright (Logan) 17-10 1/2, 2. Grace Upshaw (Acalanes) 17-1 3/4, 3. Carey Moyles (Washington) 16-0. TJ--Hadiya Green (Logan) 36-0, 2. Kim Davis (Amador) 35-7 3/4, 3. Andrea

Lacson (Logan) 35-6 1/4, 4. Carey Moyles (Washington) 35-4 1/4, 5. Vanessa Kale (Sonoma) 35-3 3/4, 6. Alicyn Chappelle (Logan) 35-3 1/2. SP--Tyrenda Stamps (Mt. Pleasant) 35-7, 2. Stephanie Loggins (Moreau) 35-0, 3. Kristin Gabbard (Novato) 34-10. DT--Tyrenda Stamps (Mt. Pleasant) 123-8, 2. Sui Faasisila (Mt. Eden) 112-7, 3. Tuere Anderson (Mission) 98-5 1/2.

## 36th Annual Sanger Metric Classic

April 23, 1993

From Dave Dodson

Weather = Cool Breezy

Boys Teams--1. Lemoore 88, 2. Hoover 68, 3. Roosevelt 41, 4. Corcoran 34, 5. Clovis 30, 6. McFarland 28, 7. Fowler 22, 8. Wasco 20, 9. Redwood and Yosemite 19, 11. Dos Palos 17, 12. Central 16, 13. McLane 15, 14. Sanger 14, 15. Redwood and Coalinga 12, 17. Sierra 11, 18. Immanuel, Australia, Bullard, and Avenal 6, 22. Washington Union 5, 23. Kingsburg 1.

Outstanding Boy--Justin Garcia (Coalinga) PV 100--Jamie Houston (Lemoore) 10.73, 2. D. Ferguson (Hoover) 10.82, 3. T. Washington (Central) 11.06. 400--Adrian Garcia (Roosevelt) 49.65, 2. A. Sherman (Fowler) 50.65, 3. Dukeshier (Bullard) 50.67. 800--Arturo Lopez (Wasco) 2:00.20, 2. A. Harrison (Lemoore) 2:00.95, 3. J. Saueressig (Yosemite) 2:01.17. 1,600--Jed Saueressig (Yosemite) 4:28.69, 2. C. Stanley (Lemoore) 4:29.59, 3. J. Wilson (Clovis) 4:32.37. 3,200--Jose Ochoa (Corcoran) 9:47.88, 2. J. Sanchez (McFarland) 9:48.38, 3. B. Galvan (McFarland) 10:02.58.

110H--Dan Perryman (Lemoore) 14.3 (meet record), 2. P. Olmos (Hoover) 15.0, 3. A. Whitefield (McLane) 15.5. 300H--Danny Perryman (Lemoore) 39.5, 2. P. Olmos (Hoover) 40.7, 3. J. Savage (Avenal) 41.2. 4 x 100--Lemoore 43.1, 2. Hoover 43.5, 3. Roosevelt 44.5. Welghman's 4 x 100--Redwood 48.11, 2. Sierra 48.35, 3. Tranquility 51.46. 4 x 400--Roosevelt 3:26.35, 2. Lemoore 3:30.50, 3. Hoover 3:30.90. SMR--Roosevelt (Aguirre, Wilson, Miranda, Garcia) 3:34.4 (meet record), 2. Hoover 3:42.5, 3. Lemoore 3:45.3.

HJ--J. Roby (Corcoran) 6-3, 2. M. Latham (Central) 6-3, 3. S. Farris (Immanuel) 6-3. PV--Justin Garcia (Coalinga) 14-6, 2. S. Orr (Lemoore) 14-6, 3. P. Cook (Hoover) 13-6, 4. B. Gray (Clovis) 13-6, 5. D. Frese (Clovis) 13-6. LJ--D. Black (Clovis) 21-8 1/2, 2. L. Morales (Redwood) 21-8, 3. D. Crane (Dos Palos) 21-5 1/2. TJ--M. Pimentel (Dos Palos) 44-11 1/2, 2. T. House (Hoover) 43-8 1/2, 3. R.J. Espinoza (Wasco) 40-10. SP--D. Valenzuela (Redwood) 50-1, 2. C. Navarrete (McFarland) 46-9, 3. O'Brien (Sierra) 46-5. DT--H. Hernandez (Fowler) 157-0, 2. H. Morales (Sanger) 142-10, 3. D. Jackson (Corcoran) 141-8.

Girls Teams--1. Hoover 87.5, 2. Central 45, 3. Redwood 35, 4. Wasco 31, 5. Lemoore 30, 6. Clovis and Immanuel 25, 8. Australia, Fresno, and Redwood 22, 10. Bullard 18, 11. McLane and Roosevelt 16, 13. Selma 12.5, 14. McFarland 12, 15. Sanger 10, 16. S.J. Memorial, 17. Sierra 7, 18. Coalinga 6, 19. Buchanan 5, 20. Corcoran and Dos Palos 4, 21. Yosemite 1.

Outstanding Girls--Lisa Stephany (Hoover) SP Allison Wilbourn (Redwood) 300H.

100--Renee Cobb (Hoover) 12.31 (meet record), 2. G. Thompson (Clovis) 12.52, 3. D. House (Hoover) 12.56. 400--Kristie Johnston (Central) 57.80, 2. K. Harris (S.J. Memorial) 59.33, 3. K. Thomas (Roosevelt) 59.69. 800--Kristie Johnston (Central) 2:22.70, 2. S. Lino (Fresno) 2:23.15, 3. N. Kulikov (Coalinga) 2:26.78. 1,600--K. Johnston (Central) 5:21.7, 2. K. Dunne (Australia) 5:25.1, 3. S. Danson (Hoover) 5:30.1, 3,200--Annabel Ortiz (Redwood) 12:00.1, 2. A. Fernandez (Ho-

ver) 12:10.06, 3. B. Trevino (Redwood) 12:11.95.

100HH--Allison Wilbourn (Redwood) 15.93w, 2. A. Rodriguez (Hoover) 16.22, 3. T. Ingram (Clovis) 16.30. 300IH--Allison Wilbourn (Redwood) 46.0, 2. C. Carrol (Wasco) 46.9, 3. J. Jackson (Central) 48.2. 4 x 100--Hoover (Gearon, Cobb, House, Greathouse) 49.51 (meet record), 2. Lemoore 51.08, 3. Clovis 51.08. 4 x 400--Hoover 4:04.69, 2. Immanuel 4:06.01, 3. Redwood 4:08.96. SMR--Hoover (Cobb, House, Weatherston, Dawson) 4:13.41 (meet record), 2. Immanuel 4:21.19, 3. Sanger 4:25.46.

HJ--Danielle Boswell (Bullard) 5-7 3/4 (meet record), 2. T. Flaming (Immanuel) 5-3, 3. S. Cole (Lemoore) 5-1. LJ--J. Oliveira (Lemoore) 17-6 1/2, 2. T. Hansen (Australia) 16-10, 3. K. Muhamad (McLane) 16-9 1/2, 4. J. Gearon (Hoover) 16-9 1/4. TJ--Harrison (Wasco) 37-10 3/4, 2. J. Jackson (Central) 36-0, 3. T. Hansen (Australia) 35-8 1/2, 4. C. Phillips (Dos Palos) 35-6. SP--Lisa Stephany (Hoover) 44-8 (meet record), 2. J. Hubbard (Fresno) 36-8, 3. J. Schaap (McFarland) 36-3. DT--M. Flores (Selma) 119-8, 2. K. Bey (Bullard) 116-0, 3. M. Kuma (Roosevelt) 115-5, 4. J. Schaap (McFarland) 114-4, 5. K. Nelson (Wasco) 113-7.

## West Valley Relays

April 24, 1993. West Valley College, Saratoga

From Bill Hotchkiss

Boys Teams--1. St. Ignatius 34, 2. Fremont 30, 3. Skyline 25, 4. Wilcox 24, 5. Leland 21 1/2, 6. Bellarmine 17, 7. Menlo-Atherton 16, 8. Milpitas 13, 9. Gunderson 12 1/2, 10. Los Gatos and St. Francis 11, 12. Homestead and Moreau 10, 14. Independence and Aragon 9, 16. Leigh, Santa Cruz, and Santa Teresa 8, 19. Piedmont Hills and Pioneer 7, 21. Mills and Yerba Buena 5, 23. Lynbrook 4, 24. San Jose Academy, Saratoga, and Valley Christian 2, 27. Palo Alto, Riordan, and Calaveras 1.

100--Shon Lewis (Wilcox) 10.85, 2. Brent Vartan (Menlo-Atherton) 11.02, 3. Kevin Parker (Skyline) 11.17. 200--Shon Lewis (Wilcox) 22.04, 2. Brent Vartan (Menlo-Atherton) 22.32, 3. Koffie Simpson (Wilcox) 22.42. 800--Scott Cervelli (Santa Teresa) 1:55.37, 2. Simon Brown (Aragon) 1:57.20, 3. Julio Flores (Fremont) 1:57.28, 4. Brendon Mosher (Pioneer) 1:57.53. 1,500--Jake Gilchrist (Mills) 4:11.19, 2. Brent Reid (Aragon) 4:11.67, 3. Eduardo Avila (Milpitas) 4:12.64. 1,600--SC--Kolvia Chheng (Independence) 5:17.0, 2. Jacob Garcia (Leigh) 5:19.8, 3. Vishal Doctor (Santa Teresa) 5:21.7. 5,000--Scott McKeley (Leigh) 15:55.6, 2. David Chavez (Pioneer) 16:02.2, 3. Brian Lavelle (Bellarmine) 16:27.3.

110HH--Doug Brown (Gunderson) 15.21, 2. Bill Naivaku (Fremont) 15.23, 3. Jason Miles (St. Ignatius) 15.45. 400IH--Jim Meyer (Santa Cruz) 57.84, 2. Bill Naivaku (Fremont) 59.44, 3. Jason Miles (St. Ignatius) 1:00.29. 4x100--Wilcox 43.33, 2. Menlo-Atherton 43.34, 3. Skyline 43.58, 4. Homestead 43.73. 4x400--Fremont 3:27.87, 2. Moreau 3:34.87, 3. Skyline 3:36.91. 4x1600--Leland 19:01.73, 2. Fremont 19:03.57, 3. Bellarmine 19:42.80.

HJ--Andy Richen (St. Ignatius) 6-6, 2. Chris Jacobs (Gunderson) 6-2, 2. Mike Scatena (Leland) 6-4. (Note: This is the way the official results read.) PV--Keith Miller (St. Francis) 14-6, 2. Chris Whitman (St. Francis) 13-6, 3. Nik Whiting (Santa Cruz) 13-0. LJ--John Rumfield (Skyline) 21-9, 2. Doug Brown (Gunderson) 21-1 1/2, 3. Archapava (Leigh) 20-7. TJ--Farrell Hamann (Homestead) 44-9 1/2, 2. Eric Stallings (Bellarmine) 44-6, 3. Josiah Larkin (St. Ignatius) 44-0 1/2. SP--Jeff Elbert (Yerba Buena) 55-0, 2. Chris DeMartini (St. Ignatius) 54-10 1/2, 3. Jason Young (Piedmont Hills) 54-6, 4. Kevin Berns (Lynbrook) 52-5 1/2. DT--Chris DeMartini (St. Ignatius) 157-4, 2. Jason Young (Piedmont Hills) 154-1, 3. Hyok Choe (Milpitas) 152-0. HT--Bill Stengele (Los Gatos) 197-1, 2. Dave Charleston (Los Gatos) 189-5, 3. Mark

Mazzoni (Bellarmine) 156-10.

Fresh/Soph--LJ--Fred Jackson (Piedmont Hills) 22-0 1/4.

Girls Teams--1. Skyline 102, 2. St. Ignatius 28, 3. Aptos 22, 4. Moreau 18, 5. Santa Cruz and Watsonville 12, 7. Leigh and Leland 11, 9. Menlo 9, 10. Beyer, and Aragon 7, 12. Gunderson and Independence 6, 14. Gunn 4, 15. Santa Clara 3, 16. Cupertino, Homestead, and Westmont 2, 19. Fremont, Milpitas, Palo Alto, Saratoga, St. Francis, and Calaveras 1.

100--Aisha Wallace (Skyline) 12.01, 2. Malika Freeman (Skyline) 12.18, 3. Lisa Bittner (Leigh) 12.22, 4. Sommer Washington (St. Ignatius) 12.44, 5. Reyna Goodwin (Skyline) 12.47, 6. Jodi Bailey (Skyline) 12.51. 200--Angela Harris (Skyline) 24.85, 2. Aisha Wallace (Skyline) 25.18, 3. Malika Freeman (Skyline) 25.33, 4. Reyna Goodwin (Skyline) 25.86, 5. Jodi Bailey (Skyline) 26.26. 800--Lisa Crouch (Aptos) 2:19.84, 2. Anna Rensi (Skyline) 2:26.16, 3. Kaselah Crockett (Skyline) 2:28.59. 1,500--Ann Baddelli (St. Ignatius) 4:49.59, 2. Nicole Silva (Aptos) 4:52.16, 3. Emily Allison (Leland) 4:52.68, 4. Meghan Ranoati (Aptos) 4:54.93, 5. Janice Kim (Palo Alto) 5:02.37, 6. Eman Barfield (Skyline) 5:04.03. 3,000--Liz Leigh-Wood (Aptos) 11:05.6, 2. Rachel Thomas (Leigh) 11:17.0, 3. Eman Barfield (Skyline) 11:20.0.

100H--Mariel Triggs (Moreau) 15.36, 2. Sakai Metcalf (Skyline) 15.74, 3. Shana Buchanan (Santa Clara) 16.50. 400H--Angela Harris (Skyline) 1:03.04, 2. Mariel Triggs (Moreau) 1:06.84, 3. Melanie Cafe (Santa Cruz) 1:06.94. 4x100--Skyline 46.80, 2. Skyline B 49.22, 3. Skyline C 50.46, 4. Santa Cruz 50.76, 5. St. Ignatius 50.77. 4x400--Skyline 3:48.24, 2. Skyline B 4:04.00, 3. Aptos 4:09.74. DMR--St. Ignatius 13:05.4, 2. Leland 13:15.9, 3. Independence 13:23.5.

HJ--S. Midstey (Menlo) 5-2, 2. Shasta Burdick (Aragon) 5-2, 3. Eric Smith (Santa Cruz) 5-2. LJ--Jody Bailey (Skyline) 18-1, 2. Jaime Bailey (Skyline) 17-4 1/2, 3. Nicole Dufresne (Beyer) 16-3 1/2. TJ--Cindy Pettibon (Gunderson) 36-8 1/2, 2. Nicole Dobroski (St. Ignatius) 36-5 1/2, 3. Sakai Metcalf (Skyline) 35-10, 4. Lakeeja Roberts (St. Ignatius) 35-4. SP--Stephanie Loggins (Moreau) 36-5 1/2, 2. Charlene Bower (Gunn) 35-10 1/2, 3. Nandi Ellis (Skyline) 34-2 1/2. DT--Monica Sullivan (Watsonville) 120-0, 2. Jenny Newman (Leigh) 102-11, 3. Monette Benitez (St. Ignatius) 101-2.

## Stanislaus Invitational

April 24, 1993. Cal State Stanislaus, Turlock

Boys: PV--Tye Harvey (Sonora) 167-0.

Girls: DT--Suzy Powell (Downey) 170-10 1/2.

JT--Suzy Powell (Downey) 140-5.

## Fifth Annual Vallejo Relays

April 24, 1993. Corbus Field, Vallejo

Boys Teams--St. Mary's 89, McAteer 50, Vallejo 43, Pittsburg 32.

100 Final--Walter Smith (McAteer) 11.04, 2. Jerome Spence (St. Mary's) 11.17, 3. Steve Fountain (McAteer) 11.22. 100 Heat 2--Walter Smith (McAteer) 10.98. 100 Heat 4--Rod Branch (St. Mary's) 10.91. 400--Sammy Cole (Silver Creek) 50.00, 2. Doug Boyd (St. Mary's) 50.50, 3. Marlon Monroe (St. Mary's) 50.58. 1,600--Charles Williams (Hogan) 4:22.9, 2. Mazza (Marin Catholic) 4:32.4, 3. Olsen (Kennedy, Sacramento) 4:35.9.

110H Final--Nam Doung (Silver Creek) 14.63, 2. Brandon Cober (St. Mary's) 15.22, 3. Keyser (Vintage) 15.26, 4. Al Ferber (Campolindo) 15.35. 110H Heat 1--Nam Doung (Silver Creek) 14.99, 4 x 100--St. Mary's 42.35, 2. McAteer 42.37, 3. De Anza 42.83, 4. Vallejo 43.28. 4 x 400--McAteer 3:27.84, 2. Bear Creek 3:28.20, 3. St. Mary's 3:28.74. 4 x 800--St. Mary's

# California Track and Cross Country COACHES ALLIANCE

8:11.91, 2. Piner 8:25.22, 3. Hogan 8:32.21. SMR-Hogan 3:38.2, 2. Vallejo 3:43.7, 3. Oakland 3:45.1. DMR-Kennedy, Sacramento 11:05.37, 2. Terra Linda 11:06.95, 3. Bear Creek 11:12.70.

HJ-Abrey (Kennedy, Sacramento) 6-6, 2. Walker (Pittsburg) 6-2, 3. Eric Weldon (McAteer) 6-2. PV-Dave Doan (Ygnacio Valley) 13-6, 2. Knerl (Bear Creek) 13-0, 3. Aaron Gregoire (San Rafael) 12-0. LJ-Robert Brown (Johnson) 21-9, 2. JoJo Wright (El Cerrito) 21-6, 3. Dante Corbin (Galileo) 21-0. TJ-Jason Sergent (Vallejo) 47-9 (meet record, old record 46-2, Carl Mack, Davis, 1989), 2. Rah-Mu Brown (St. Mary's) 45-6, 3. Elliott Smith (Pittsburg) 44-2. SP-Ihsan Warren (St. Mary's) 52-10 3/4, 2. Krog (St. Patricks) 49-4, 3. Lupe Garcia (Staag) 46-8 1/2. DT-Regan Upshaw (Pittsburg) 151-2, 2. Ihsan Warren (St. Mary's) 150-4, 3. Aune (Santa Rosa) 145-3. Girls Teams-Bishop O'Dowd 86, 2. Vallejo 44 1/2, 3. Pittsburg 36, 4. Hogan 30.

100 Final-Alexandra Jackson (Lowell) 12.35, 2. Tiffany Jackson (Vallejo) 12.65, 3. Lesandra Todd (Oakland) 12.80. 100 Heat 3-Alexandra Jackson (Lowell) 12.43, 2. Lesandra Todd (Oakland) 12.72. 100 Heat 4-Tiffany Jackson (Vallejo) 12.57. 400-Latasha Gilliam (Pittsburg) 59.13, 2. Candice Miles-Threat (Bishop O'Dowd) 59.31, 3. Pamela Richardson (Montgomery) 59.70, 4. Maelicha Walker (Lincoln, SF) 59.77. 1,600-Carolyn Colyar (Carondelet) 5:17, 2. Erin O'Brien (Campolindo) 5:21.9, 3. Shery Medina (Silver Creek) 5:24.3.

100HH Final-Ayana Grant (Bishop O'Dowd frosh) 15.21, 2. Felicia Stone (Kennedy, Sacramento) 15.52, 3. Tracie Dyer (Silver Creek) 15.53, 4. Nikki Galvan (Benicia) 15.62. 100HH Heat 1-Ayana Grant (Bishop O'Dowd) 15.58, 2. Tracie Dyer (Silver Creek) 15.85. 100HH Heat 3-Nikki Galvan (Benicia) 15.93. 4 x 100-Vallejo 50.26, 2. El Cerrito 50.40, 3. Pittsburg 50.66, 4. Silver Creek 50.86. 4 x 200-Bishop O'Dowd 1:45.39 (meet record, old record 1:45.89, Bishop O'Dowd, 1992), 2. Silver Creek 1:48.29, 3. Vallejo 1:48.72. 4 x 400-Bishop O'Dowd 4:01.38, 2. Pittsburg 4:10.67, 3. Kennedy, Sacramento 4:12.75. 4 x 800-Napa 9:53.54, 2. Lowell 9:58.66, 3. Campolindo 10:33.99. SMR-Bishop O'Dowd 1:48.7 (meet record, old record 1:49.5, Bishop O'Dowd, 1991), 2. Vallejo 1:52.8, 3. Pittsburg 1:53.7. DMR-Napa 12:55.3 (meet record, old record 12:57.2, Santa Rosa, 1991), 2. Lowell 13:21.41, 3. Carondelet 13:32.41.

HJ-Jamilla Churchill (Bishop O'Dowd) 5-8, 2. Shortz (McAteer) 4-10, 3. Elishoff (Vintage) 4-8. LJ-Shena Ferguson (Washington, SF) 17-7, 2. Dafona McClain (Kennedy, Sacramento) 15-11, 3. Kendra Johnson (Bishop O'Dowd) 16-9. TJ-Kendra Johnson (Bishop O'Dowd) 36-3 (meet record, old record 35-2, Johnson, 1992), 2. Berg (Terra Linda) 33-11, 3. Mary Perry (Vallejo) 33-10 1/2. SP-Kristen Heaston (Ygnacio Valley) 48-4 (meet record, old record 41-7 3/4, Hopkins, Burbank, Sacramento, 1991), 2. Karin McCall (Santa Rosa) 39-10 3/4, 3. Jeannie Tufu (Hogan) 37-5, 4. Sharita Ellison (Hogan) 35-4 1/2. DT-Sharita Ellison (Hogan) 137-10 (meet record, old record 132-11, Ellison, 1992), 2. Kristen Heaston (Ygnacio Valley) 136-6, 3. Jeannie Tufu (Hogan) 128-4, 4. Karin McCall (Santa Rosa) 116-1.

## West Valley/Chico Invite

Chico State University, April 23, 1993.  
from Scott Fairley (West Valley High School, Cottonwood)  
Hand-timing. Cold, wind conditions-head wind on all sprints.

Boys Teams-1. Fairfield 47, 2. East Union and Valley 38, 4. Nevada Union 36, 5. Florin 29, 6. Fortuna 25, 7. Henley (Klamath Falls, OR) and West Valley 24, 9. Eureka 21, 10. Sacred Heart Cathedral 19, 11. Grant 18, 12. Ukiah and Red Bluff 16, 14. Las Plumas 15, 15. Chico SR. 14,

16. Wheatland and Shasta 12, 18. Elk Grove, Big Valley and Woodland 10, 21. Pleasant Valley 9, 22. Etna 8, 23. Oakmont, Oroville, Willows, and Yuba City 6, 27. Paradise 5, 28. Modoc and Roseville 4, 30. Central Valley 3, 31. Sparks (NV) 2, 32. Sutter, Cordova, and Incline (Incline Village, NV) 1.

100-Craig Young (Florin) 10.9. 200-Daz Snaer (East Union) 22.2. 400-Craig Young (Florin) 49.7, 2. Daz Snaer (East Union) 49.7, 3. Dominique Neal (Sacred Heart Cathedral) 50.3. 800-Josh Quintal (Fortuna) 1:57.9. 1,600-Matt Creason (Eureka) 4:26.1. 3,200-Matt Creason (Eureka) 9:43.9.

110H-Eric Martin (Wheatland) 16.0. 300H-Eric Gilson (Valley) 40.5. 4 X 100-Valley 43.3. 4 X 400-East Union 3:25.9, 2. Fortuna 3:26.2.

HJ-Todd Kelly (Big Valley) 6-8. PV-Owen Faryna (Nevada Union) 14-6, 2. Sean Mason (Nevada Union) and Marshall McCauley (Nevada Union) 13-6, 4. James Bohon (Woodland) 13-6, 5. Andrew Randolph (Willows) 13-6, 6. Justin Lewis (Cordova) 13-6. LJ-Walter Tilles (Fairfield) 22-3 1/4, 2. Josh Heady (Ukiah) 21-11. TJ-Walter Tilles (Fairfield) 43-4 1/2. SP-Mike Voight (Henley, Klamath Falls, OR) 55-11 3/4, 2. Matt Goss (Nevada Union) 52-1, 3. Tyler Howe (Las Plumas) 51-11, 4. Adrian Ross (Elk Grove) 50-1 1/2. DT-Mike Voight (Henley, Klamath Falls, OR) 158-5, 2. Tyler Howe (Las Plumas) 155-7, 3. Jon Lucas (Red Bluff) 148-9.

Girls Teams-1. Vallejo 50, 2. Elk Grove 35, 3. Eureka 34, 4. Woodland 33, 5. Anderson 29, 6. Modoc 28, 7. Florin 23, 8. Fortuna 23, 9. Pleasant Valley 20, 10. West Valley 19, 11. Cordova 18, 12. Henley (Klamath Falls, OR), Northgate, and East Union 16, 15. Ukiah 14, 16. Lassen and Fairfield 11, 18. Enterprise 10, 19. Wooster (Reno, NV) and Sacred Heart Cathedral 8, 21. Grant, Central Valley, and Paradise 6, 24. Chico Sr., Sutter, Shasta and Yuba City 4, 28. Oakmont, Oroville and Sparks (NV) 2, 31. Wheatland 1. 100-Keeta Zimmerman (Eureka) 12.9. 200-Keeta Zimmerman (Eureka) 26.2. 400-Nicole Cawthorn (Elk Grove) 59.1, 2. Alicia Lyon (East Union) 59.8. 800-Vicky Fleschner (Fortuna) 2:17.0, 2. Thresa Smith (Florin) 2:19.5, 3. Brandy Andrews (Anderson) 2:21.8. 1,600-Alison Lambert (Northgate) 5:21.1. 3,200-Amy Hallbauer (Pleasant Valley) 11:53.0.

100H-Chidera Madu (Valley) 14.8, 2. Deaweh Tolmeh (Valley) 15.2, 3. Sara Garcia (Woodland) 15.4. 300H-Sara Garcia (Woodland) 45.6, 2. Wendy Essad (Florin) 47.4, 3. Tracy Turner (West Valley) 47.7. 4 X 100-Modoc 50.8. 4 X 400-Woodland 4:10.4.

HJ-Erica Wilson (Enterprise) 5-2. LJ-Eva Potter (West Valley) 17-0 3/4. TJ-Keeta Zimmerman (Eureka) 36-7 1/2. SP-Coreen De Los Santos (Ukiah) 43-1 3/4, 2. Nicole Santos (Anderson) 35-7 1/2. DT-Robyn Flynn (Fortuna) 118-10, 2. Shery Moore (Lassen) 118-0.

## Half Moon Bay Track

### Distance Carnival

April 24. College of San Mateo Campus.

Perfect weather conditions again this year as over 400 athletes from 27 High Schools took part in the 2nd Annual Half Moon Bay Track Distance Carnival held at the beautiful facility on the College of San Mateo campus. The meet consists of the 2 mile, 800M, mile, and 1600 relay. Freshmen race freshmen, sophomores race sophomores, etc. There are no class restrictions on the relay. Top three in each race receive meet sweatshirts. The fastest male and female at each distance receive special awards.

Outstanding performances were turned in by the Riedy sisters of Mission San Jose as they lead their school to the women's team championship. Elisba Riedy won the Frosh/Soph 2 mile (11:42.8), Soph mile (5:29.5), and anchored the winning 1600 relay (60.1, 4:11.0) by outleaning defending champion Half Moon Bay (4:11.1). Lori Riedy was 2nd to her sister in the F/S mile (11:50.2), the Soph mile (5:30.4), and also ran on the winning relay.

Sherrie Donovan of Madera took the Junior/Senior 2 mile (11:48.6) and the Junior mile (5:25.5). Jessica McCool of Piedmont won the Senior 800 (2:19.7) and the Senior mile (5:29.4).

On the men's side, Rodger Ciano of San Luis Obispo won the Jr/Sr 2 mile (9:45.3). Josh Rogin of Piedmont took the Sr 800 (1:59.1) as the top 7 in this race went 2:03 or better. Ricky Chavez of Madera blazed the Jr Mile (4:25.4) and Madera coasted to victory in the 1600 relay (3:28.9) as well as the men's team championship.

The athletes and spectators were also treated to a tremendous solo effort in an emotional men's open 2 mile. Matt Giusto, running in the race renamed for his coach Don Doley who passed away last May, covered the 8 laps in 8:34.7. Mark Mastalir, one of the top California High School runners of all time, and Pedrum Arum took Giusto through the first mile in 4:22.5. Matt was on his own after that, negative splitting the last mile in 4:12.2.

### Men's Results

Frosh/Soph: Heat #1: 1. Stevens (St. Francis) 11:17.6, 2. Spencer (San Mateo) 11:31.7, 3. Kamalani (MSJ) 11:33.1, 4. Lane (St. Francis) 11:35.0, 5. Wong (Westmoor) 11:44.6.  
Frosh/Soph 2 Mile Heat #2: 1. Rodriguez (Madera) 10:11.1, 2. Gutierrez (Mt. Diablo) 10:12.7, 3. Harrison (HMB) 10:30.0, 4. Stern (HMB) 10:31.6, 5. Perea (Madera) 10:42.7.

Junior/Senior 2 Mile: 1. Ciano (SLO) 9:45.3, 2. Penwell (Piedmont) 9:46.6, 3. Rios (Madera) 9:58.0, 4. Bendzick (MSJ) 10:02.6, 5. Nash (San Mateo) 10:04.0.

Freshmen 800: 1. Rodriguez (Tennyson) 2:08.2, 2. Krause (San Rafael) 2:09.4, 3. Jones (Madera) 2:09.7, 4. Beck (Washington) 2:10.2, 5. Barriere (Westmoor) 2:12.2.

Sophomore 800: 1. Morquecho (Madera) 2:01.8, 2. Caulboy (Tennyson) 2:04.2, 3. Avila (Madera) 2:04.7, 4. Buelow (Burlingame) 2:07.1, 5. Offield (Burlingame) 2:08.3.  
Junior 800: 1. Paull (MSJ) 2:02.1, 2. Morales (Westmoor) 2:04.8, 3. Diekmann (MSJ) 2:05.6, 4. Garcia (San Rafael) 2:06.4, 5. Haile (San Rafael) 2:08.4.

Senior 800: 1. Rogin (Piedmont) 1:59.1, 2. Perez (Madera) 2:01.0, 3. Dennis (Monte Vista) 2:01.5, 4. Clark (San Marin) 2:02.4, 5. Zirkelbach (Concord) 2:02.5.

Freshmen Mile Heat #1: 1. Bahrami (St. Francis) 5:22.4, 2. Voight (Burlingame) 5:25.8, 3. Buelow (Burlingame) 5:26.1, 4. Reis (Westmoor) 5:27.2, 5. Muller (HMB) 5:29.2.

Freshman Mile Heat #2: 1. Chiara (San Marin) 4:50.4, 2. Harrison (HMB) 4:56.1, 3. Bergholdt (San Marin) 4:59.3, 4. Bostrom (Burlingame) 4:59.6, 5. Foster (St. Francis) 5:01.3.

Sophomore Mile Heat #1: 1. Tendick (HMB) 5:05.8, 2. Scheeter (HMB) 5:07.2, 3. Heywood (MSJ) 5:11.9, 4. Guido (Burlingame) 5:13.4, 5. Miller (St. Francis) 5:15.9.

Sophomore Mile Heat #2: 1. Morquecho (Madera)

4:41.7, 2. Rodrigues (Madera) 4:46.7, 3. Buelow (Burlingame) 4:47.8, 4. Avila (Madera) 4:48.5, 5. Perea (Madera) 4:50.2.

Don Doley Memorial 2 Mile: 1. Matt Giusto (Foot Locker TC) 8:34.7, 2. Mastalir (Adidas TC) 9:10.1, 3. Shordon (Reebok Aggies) 9:16.9, 4. Kennedy (Hayward TC) 9:33.3, 5. Smith (Reebok Aggies) 9:36.1.

Junior Mile: 1. Chavez (Madera) 4:25.4, 2. Kennedy (San Leandro) 4:30.9, 3. Penwell (Piedmont) 4:40.5, 4. Bendzick (MSJ) 4:43.3, 5. Sorenson (Woodside) 4:44.4.

Senior Mile: 1. Nash (San Mateo) 4:40.2, 2. Perez (Madera) 4:40.9, 3. Dennis (Monte Vista) 4:41.1, 4. Ciano (SLO) 4:46.2, 5. Farwell (SLO) 4:46.7.

1600 Relay: 1. Madera 3:28.9, 2. San Rafael 3:34.2, 3. Westmoor 3:40.2, 4. San Marin 3:41.0, 5. Mission San Jose 3:43.7.

Team Scores: 1. Madera 101, 2. Mission San Jose 27, 3. Piedmont 24, 3. San Marin 24, 5. San Rafael 22.

### Women's Results

Frosh/Soph 2 Mile: 1. Elisba Riedy (MSJ) 11:42.8, 2. L. Riedy (MSJ) 11:50.2, 3. Nishimoto (San Mateo) 12:09.1, 4. Basch (Foothill) 12:23.5, 5. Chan (MSJ) 12:41.6.

Junior/Senior 2 Mile: 1. Donovan (Madera) 11:48.6, 2. Cook (San Mateo) 12:05.6, 3. Coronado (Madera) 12:18.9, 4. Brindley (MSJ) 12:23.1, 5. Keller (St. Francis) 12:35.4.

Freshmen 800: 1. Cooke (Burlingame) 2:27.5, 2. Breton (HMB) 2:30.0, 3. Torrez (MSJ) 2:30.3, 4. Sawicki (Monte Vista) 2:30.5, 5. Berlage (SLO) 2:37.3.

Sophomore 800: 1. Taylor (San Marin) 2:31.8, 2. Hinsdale (St. Francis) 2:32.6, 3. Zimmerman (San Rafael) 2:33.5, 4. Anderson (Burlingame) 2:37.8, 5. Coffman (Washington) 2:41.5.

Junior 800: 1. Iversen (St. Francis) 2:26.2, 2. Jaspersion (HMB) 2:26.5, 3. Tovey (HMB) 2:30.5, 4. Walker (CSU) 2:33.2, 5. Kyi (Westmoor) 2:38.0.

Senior 800: 1. McCool (Piedmont) 2:19.7, 2. Kintzer (Monte Vista) 2:22.3, 3. Demmelmaier (St. Francis) 2:23.6, 4. De Celle (Alameda) 2:31.7, 5. Mousourakis (Washington) 2:37.2.

Freshmen Mile: 1. Cooke (Burlingame) 5:42.5, 2. Teubner (San Mateo) 5:47.4, 3. Basch (Foothill) 5:50.6, 4. Shargel (Alameda) 5:53.0, 5. Torrez (MSJ) 5:53.7.

Sophomore Mile: 1. E. Reidy (MSJ) 5:29.5, 2. L. Riedy (MSJ) 5:30.5, 3. Coronado (Madera) 5:43.3, 4. Nishimoto (San Mateo) 5:51.0, 5. O'Leary (HMB) 5:54.2.

Junior Mile: 1. Donovan (Madera) 5:25.5, 2. Coombs (Monte Vista) 5:39.5, 3. Haile (San Rafael) 5:44.5, 4. Monahan (St. Francis) 5:53.2, 5. Brindley (MSJ) 6:00.5.

Senior Mile: 1. McCool (Piedmont) 5:29.4, 2. Venables (Alameda) 5:36.2, 3. Demmelmaier (St. Francis) 5:39.8, 4. Little (Washington) 5:43.9, 5. Cooks (HMB) 6:01.1.

1600 Relay: 1. Mission San Jose 4:11.0, 2. Half Moon Bay 4:11.1, 3. San Mateo 4:15.1, 4. Crystal Springs (Upland) 4:38.0, 5. San Luis Obispo 5:03.5.

Team Scores: 1. Mission San Jose 64, 2. St. Francis 36, 3. Half Moon Bay 35, 4. Madera 32, 4. San Mateo 32.

## Five-Way

Humboldt State, April 28, 1993

Boys: HJ-Lincoln Gores (St. Bernards, Eureka) 6-4 PV-Todd Early (South Fork) 14-0 DT-Clint Dwyer (Fortuna) 156-10

Girls: 400-Vicky Fleschner (Fortuna) 58.4 DT-Robyn Flynn (Fortuna soph) 128-11



# California Track and Cross Country COACHES ALLIANCE

## Academic Athletic Association

Kezar Stadium, San Francisco. April 28, 1993  
Boys: McAteer 98, Balboa 11  
100-Walter Smith (McAteer) 10.7, 2. Fountain (McAteer) 10.8. 200-Walter Smith (McAteer) 21.7. HJ-Weldon (McAteer) 6-4 1/2.  
Girls: McAteer 96, Balboa 4  
LJ-Johnson (McAteer) 17-8 1/4.

## West Catholic Athletic League

St. Francis, Mountain View. April 28, 1993  
Boys: St. Ignatius 71, St. Francis 65.  
HJ-Richen (St. Ignatius) 6-6. PV-Hinkin (St. Francis) 14-6. SP-Chris DeMartini (St. Ignatius) 55-2. DT-Vein (St. Francis) 164-8.

## Bay Valley Athletic League

April 28, 1993  
Boys:  
Clayton 104, Pinole 31/100-Smith (Pinole) 10.6. De La Salle 74, Antioch 62/DT-Peter Webb (Antioch) 154-6.  
Ygnacio Valley 62, Pittsburg 48/300H-Kenny Mitchell (Ygnacio Valley) 40.2.  
Girls:  
Clayton Valley 124, Pinole 3/DT-Tia Anderson (Clayton Valley) 111-0, 2. Melisa Cenizal (Clayton Valley) 110-0.  
Pittsburg 93, Ygnacio Valley 32/SP-Kristin Heaston (Ygnacio Valley) 48-5. DT-Kristin Heaston (Ygnacio Valley) 134-10.

## Diablo Foothill Athletic League

April 28, 1993  
Boys  
Acalanes 89, Alhambra 47/100-Callen (Alhambra frosh) 10.8.  
Campolindo 81, Las Lomas 55/110HH-Al Ferber (Campolindo) 15.1.  
Northgate 102, Mt. Diablo 25/300H-Mike Cuglietta (Northgate) 40.1.  
Girls  
Acalanes 77, Alhambra 50/HJ-Traci Banks (Alhambra) 5-3. LJ-Grace Upshaw (Acalanes) 16-11 1/2.

## Eastshore Athletic League

St. Mary's, Berkeley. April 29, 1993  
Boys  
St. Mary's 102, St. Elizabeth 10  
St. Mary's 93, Kennedy-Richmond 10  
St. Mary's 92, Richmond 17  
Record-St. Mary's 9-0  
100-Doug Boyd (St. Mary's) 10.8. 400-Rod Branch (St. Mary's) 48.2. 800-Jonevan Hornsby (St. Mary's soph) 1:58.4. SP-Ihsan Warren (St. Mary's) 50-8.

## 25th Annual Charlie Eaton Relays

Acalanes High School, Lafayette. April 30.  
Boys Teams-Amador Valley 52, 2. Monte Vista 33, 3. Moreau 28, 4. Piedmont 28, 5. (tie) San Ramon and Antioch 22.  
100-Leon Callen (Alhambra frosh) 11.13. 2M-Dave Braden (Amador Valley) 9:41.8. 110HH-Al Ferber (Campolindo) 15.45. 400R-Benida 43.61. 800R-Moreau 1:34.9. MR-Monte Vista 3:27.1, 2. Moreau 3:28.1. 2MR-Amador Valley 8:10.9. 4MR-De La Salle 18:05.0.  
HJ-Casey Turner (Monte Vista) 6-4. Jeff Bond (Piedmont) 6-4. PV-Miguel Ortega (Liberty) 12-6. LJ-Erik Treuhart (Amador Valley) 23-0 1/2 (meet record, old record 22-10 3/4 Rich Graybehl,

Las Lomas, 1974). TJ-Jeff Bond (Piedmont) 43-1 1/2. SP-Ihsan Warren (St. Mary's) 53-7, 2. Matt Anger (Moreau) 49-10. DT-Travis Nutter (Amador Valley) 168-0, 2. Peter Webb (Antioch) 150-1.  
Girls Teams-Acalanes 50, 2. Amador Valley 44, 3. Carondelet 36, 4. Monte Vista 34, 5. Moreau 32.  
100-Christi Barefield (California) 12.66. 2M-Michelle Muehling (Amador Valley) 11:20.8, 2. Melara (College Park) 11:32.4, 3. Erin O'Brien (Campolindo) 11:34.1, 4. Jessica McCool (Piedmont) 11:37.4, 5. Tina Bowen (San Ramon frosh) 11:45.6, 6. Stephanie Kolberg (Monte Vista) 11:46.3.

100HH-Mariel Triggs (Moreau) 15.40, 2. Lisa Bell (Liberty) 15.46, 3. Shannon Rogers (Acalanes) 15.54, 4. Traci Banks (Alhambra) 15.88. 400R-Alhambra 51.11. 800R-Acalanes 1:49.1. MR-Carondelet 4:10.0, 2. Moreau 4:11.0. 2MR-Amador Valley 10:08.80. 4MR-Monte Vista 22:47.2.

HJ-Jamilla Churchill (Bishop O'Dowd) 5-6 (ties meet record of Maggie Van Zealand, Acalanes, 1981), 2. Traci Banks (Alhambra) 5-2, 3. Jeanie Minton (Acalanes) 5-2. LJ-Grace Upshaw (Acalanes) 17-7 1/2, 2. Tiffany Roberts (Carondelet) 17-4 1/2, 3. Monica Dunn (Alhambra) 17-3. TJ-Kim Davis (Amador Valley) 35-5 1/2 (meet record, old record 32-2. Stephanie Hanf, Ygnacio Valley, 1988), 2. Christine Brockett (Antioch) 35-0. SP-Kristin Heaston (Ygnacio Valley) 50-5 (meet record, old record 40-9 1/2 Amy Vangeog, Acalanes, 1981), 2. Stephanie Loggins (Moreau) 36-6 1/2. DT-Kristin Heaston (Ygnacio Valley) 140-6 (meet record, old record 132-8 Margaret Georgen, Antioch, 1985), 2. Jennifer Saguindel (Antioch) 113-11, 3. Linda Johnson (San Ramon) 110-2.

## Modesto City Meet

Downey High School. April 30, 1993  
from Mac Powell  
Boys Teams-Beyer 110, Davis 82, Modesto 62, Downey 50, Johansen 16.  
200-Larry Rogers (Davis) 21.9. SP-Billy Bush (Downey) 52-3 1/2. DT-Billy Bush (Downey) 153-6.  
Girls Teams-Downey 113, Davis 88, Beyer 88, Johansen 16, Modesto 6.  
100-Rochelle Hogans (Downey) 12.4. 100H-Bobbie Beeson (Davis) 15.7. HJ-Audra Souther (Downey) 5-2. LJ-Jessica Renton (Downey) 17-6. TJ-Jessica Renton (Downey) 36-2 1/2. DT-Suzie Powell (Downey) 175-5.

## Granada Games

Livermore. May 1, 1993  
Boys Teams-1. East Union 94, 2. Livermore 83, 3. American 61, 4. Westmoor 55, 5. Newark Memorial 42, 6. Washington 30, 7. Granada 18, 8. Encinal 15, 9. (tie) Mt. Diablo and Mt. Eden 14, 11. (tie) Castro Valley and Lowell 12, 13. El Camino 10, 14. Dublin 9, 15. Richmond 8, 16. Hayward 2.  
100-Monroe (Yerba Buena) 11.31. 5,000-John Atwood (Castro Valley) 15:40.9, 2. Immel (Livermore) 15:42.2. 400HH-Doug Ridge (American) 58.5. 1,600SC-Sal Duarte (East Union) 5:43.0. 400R-Livermore 44.49. 800R-East Union 1:32.45. MileR-East Union 3:29.45-Livermore 8:47.6. DMR-Livermore 11:20.0. SHR-American 35.92.  
HJ-Tom Hunt (Granada) 6-2. PV-Youske Okano (Newark Memorial) 15-0, 2. Short (Livermore) 14-6, 3. Niederjohn (Newark Memorial) 13-6. LJ-Del Brown (Livermore) 22-4. TJ-Derrick Mitchell (Mt. Eden) 45-5. SP-Tony Vasquez (Newark Memorial) 47-7. DT-Companie (Mt. Diablo) 143-6. Pent-Dan Willis (Castro Valley) 3818. HJR-Washington 11-4.

PVR-Newark Memorial (Niederjohn/Okano) 28-6. LJR-Washington 41-8. TJR-Mt. Eden 84-9 1/2. SPR-Newark Memorial 94-7. DTR-Newark Memorial 270-6.

Girls Teams-1. Westmoor 83, 2. East Union 56, 3. Washington 50, 4. American 48, 5. Fremont (Oakland) 33, 6. Castro Valley 31, 7. Granada 24, 8. Dublin 19, 9. Mt. Eden 18, 10. Livermore 15, 11. Newark Memorial 13, 12. (tie) Hayward and Foothill 7, 14. Encinal 6, 15. Richmond 1.

100-Tricia Jacinto (Washington) 12.75. 3,000-Maria Daniel (Granada) 10:48.2. 1,600SC-Mary Ann Bingham (Castro Valley) 7:14.8. 400LH-Missy Cameron (American) 1:10.2. 400R-Westmoor 50.63. 800R-Westmoor 1:49.3. MileR-Fremont 4:17.2. 2MR-Westmoor 10:42.4. DMR-Westmoor 14:09.1. SHR-American 38.90.

HJ-Tammi Byro (Westmoor) 5-2. LJ-Laurae Johnson (Mt. Eden) 16-11 1/2. TJ-Laurae Johnson (Mt. Eden) 32-4 1/2. SP-Monaliza Capucino (Mt. Eden) 33-3. DT-Siv Faasilila (Mt. Eden) 106-10. Pent-Jeanne Henderson (Dublin) 2632. HJR-Westmoor 9-10. LJR-Fremont 30-10. TJR-Washington 62-9 3/4. SPR-Mt. Eden 62-2 1/4. DTR-Mt. Eden 187-4.

## Coalinga Elks-Olsen Invitational

May 1, Coalinga.  
Boys Results  
300m IH: 1. Diaz (Los Banos) 41.5. 400 Relay: 1. Lemoore 46.4. 800: 1. Harrison (Lemoore) 2:07.6. 110m HH: 1. Perryman (Lemoore) 14.5. 1600: 1. Sanchez (McF) 4:39.8. 100: 1. Perryman (Lemoore) 10.9. 400: 1. Carlin (Pacific Grove) 53.2. 200: 1. Carlin (PG) and Williams (Dos Palos) and Boyd (Lemoore) 23.5. 3200: 1. Sanchez (McF) 10:12.1. 1600 Relay: 1. Dos Palos 3:44.8. DT: 1. Melton (Lemoore) 142-4. TJ: 1. Pimentel (DP) 43-7. SP: 1. Soto (Coalinga) 47-0. LJ: 1. Clement (Coalinga) 18-1. PV: 1. Garcia (Coalinga) 14-6. HJ: 1. Fullmer (Ave) 5-8.  
Girls Results  
3200: 1. Carreon (LB) 12:59.0. 300 LH: 1. Zuniga (McF) 57.0. 400 Relay: 1. Lemoore 53.4. 800: 1. Kulikov (Coalinga) 2:32.2. 100m HH: 1. Decker (Lemoore) 17.9. 100: 1. Yates (Lemoore) 12.6. 400: 1. Wurzbarger (PG) 1:04.1. 1600: 1. Carreon (LB) 5:49.4. 200: 1. Yates (Lemoore) 26.3. 1600 Relay: 1. McF 4:42.0. SP: 1. Schaap (McF) 33-6 1/4. HJ: 1. Cole (Lemoore) 5-0. DT: 1. Schaap (McF) 107-7. TJ: 1. Francis (Buc) 34-11 1/2. LJ: 1. Francis (Buc) 14-7 1/2.

## Reedley Invitational

May 1. Reedley High School.  
Boys Results  
Team Scores: 1. Reedley 78 1/2, 2. Sierra 68, 3. Wasco 58 1/2, 4. Fowler 54, 5. Sanger 53, 6. Yosemite 33, 7. Kingsburg 27, 8. Coalinga 24, 9. Strathmore 20, 10. Immanuel 20, 11. Caruthers 20, 12. Avenal 18, 13. Lindsay 5.  
Selma, Parlier, Dinuba, Arvin 0.  
300 IH: 1. Savage (Avenal) 40.6. 3200: 1. Henry (Sanger) 10:22.5. 200: 1. Speece (Sierra) 23.7. 110m HH: 1. Thompson (Yosemite) 16.1. 800: 1. Lopez (Wasco) 2:07.0. 100: 1. Young (Wasco) 11.6. 400: 1. Sherman (Fowler) 52.0. 1600: 1. Henry (Sanger) 4:44.1. DT: 1. Hernandez (Fowler) 156-10. LJ: 1. Morales (Reedley) 22-6. SP: 1. Hernandez (Fowler) 51-7. PV: 1. Garza (Coalinga) 14-1. TJ: 1. Morales (Reedley) 44-7 1/4. HJ: 1. Farris (Immanuel) 6-5. 400 Relay: 1. Reedley 46.0. 1600 Relay: 1. Wasco 3:42.9.  
Girls Results  
Team Scores: 1. Reedley 108, 2. Wasco 86, 3. Sierra 67, 4. Sanger 54, 5. Selma 45, 6. Fowler 24, 7. Kingsburg 22, 8. Immanuel 20, 9. Yosemite 13, 10. Coalinga 8, 11. Avenal 6, 12. Lindsay 5, 13. Arvin 4, 14. Caruthers 1.

Strathmore, Parlier, Dinuba 0.  
300 IH: 1. Carroll (Wasco) 47.9. 3200: 1. Ortiz (Reedley) 12:05.9. 200: 1. Negrete (Sanger) 26.7. 400 Relay: 1. Wasco 51.2. 100 LH: 1. Carroll (Wasco) 17.0. 800: 1. Medina (Sanger) 2:28.4. 100: 1. DeMarco (Reedley) 13.5. 400: 1. Negrete (Sanger) 1:00.7. 1600: 1. Ortiz (Reedley) 5:42.9. 1600 Relay: 1. Sanger 4:19.2. SP: 1. Davidson (Reedley) 35-2 1/2. TJ: 1. Harrison (Wasco) 37-9 3/4. DT: 1. Flores (Selma) 129-0. HJ: 1. Flaming (Immanuel) 5-1.

## San Joaquin Valley Relays

May 1. Hanford High School, Hanford.  
(Non Scoring Meet)  
Boys Results  
100: 1. Washington (Central) 10.6, 2. Shears (Hanford) 10.7, 3. Charles (Hanford) 10.9. TJ: 1. Bishop (Taft) 49-0 1/2, 2. Thach (South) 43-5 1/2, 3. Sherman (Fowler) 42-4 1/2. 800: 1. Rosco (Taft) 2:03.9, 2. Moronez (South) 2:06.5, 3. Campos (Corcoran) 2:07.4. 200: 1. Washington (Central) 21.7, 2. Charles (Hanford) 22.1, 3. Shears (Hanford) 22.5. 1600: 1. Orasco (Taft) 4:35.8, 2. Ochoa (Corcoran) 4:39.3, 3. Moronez (South) 4:43.1. 1600 Relay: 1. Central 3:34.2, 2. South 3:35.8, 3. Hanford 3:38.7. 300m H: 1. Mitchell (Taft) 43.1, 2. Stingley (Hanford) 44.8, 3. Sumlin (Central) 46.1. 3200: 1. Orasco (Taft) 9:56.6, 2. Roberts (Taft) 10:06.7, 3. Henderson (Taft) 11:59.3. LJ: 1. Bishop (Taft) 22-5 1/2, 2. Sherman (Fowler) 21-6, 3. Thach (South) 20-0 1/2. DT: 1. Hernandez (Fowler) 157-1, 2. Mateus (Hanford) 146-1, 3. Salazar (Caruthers) 143-4. 400 Relay: 1. Hanford 43.9, 2. Central 44.6, 3. South 46.2. PV: 1. Heise (South) 12-0. 110m H: 1. Latham (Central) 15.6, 2. Newton (Taft) 15.6, 3. Williams (Caruthers) 15.28. SP: 1. Hernandez (Fowler) 48-1, 2. Saizer (Caruthers) 46-6, 3. Mateus (Hanford) 44-1. 400: 1. Sherman (Fowler) 51.9, 2. Estrader (Strathmore) 52-9, 3. Jones (Hanford) 53-0. HJ: 1. Roby (Corcoran) 6-6, 2. Latham (Central) 6-0, 3. Shears (Hanford) 6-0.  
Girls Results  
400: 1. Harris (Memorial) 60.0, 2. Loewen (Immanuel) 63.7, 3. Hunter (Fowler) 66.3. 100: 1. Hutson (South) 12.3, 2. Williams (Corcoran) 12.4, 3. Harris (South) 12.5. 800: 1. Johnson (Central) 2:16.7, 2. Fanco (Taft) 2:22.1, 3. Brown (Immanuel) 2:23.1. 200: 1. Hutson (South) 26.0, 2. Plaskett (Garces) 26.9, 3. Hendrix (Western) 27.3. SP: 1. Brown (South) 36-7 1/2, 2. Randle (South) 34-0, 3. Buchanan (Fowler) 31-2 1/2. HJ: 1. Henry (South) 5-2, 2. Flanning (Immanuel) 5-2, 3. Latham (Central) 5-0. 400 Relay: 1. South 49.9, 2. Garces 53.1. 100m LH: 1. Watkins (South) 15.4, 2. Henry (South) 16.4, 3. Dorsey (Garces) 17.0. 300m H: 1. Watkins (South) 47.3, 2. Jackson (Central) 48.0, 3. Haffel (South) 53.0. 3200: 1. Falcon (Taft) 12:07.3, 2. Christian (Garces) 12:30.2, 3. Hunter (Fowler) 14:38.2. TJ: 1. Jackson (Central) 35-5 1/2, 2. Henry (South) 33-4 1/2, 3. Lane (Garces) 31-7. DT: 1. Randle (South) 115-11, 2. Buchanan (Fowler) 106-6, 3. Brown (South) 97-7. LJ: 1. Laner (Garces) 15-6, 2. Miguel (Caruthers) 15-4, 3. Henry (South) 15-2. 1600: 1. Fanlon (Taft) 5:34.8, 2. Meredith (Garces) 5:38.0, 3. Salinas (Dinuba) 6:13.9. 1600 Relay: 1. Immanuel 4:14.4, 2. South 4:24.6, 3. Fowler 4:34.7.

## Bay Valley Athletic League

May 5, 1993  
Girls  
Ygnacio Valley 64, Berkeley 40/SP-Kristin Heaston (Ygnacio Valley) 48-10, 2. Nicole Brooks (Berkeley) 37-0. DT-Kristin Heaston (Ygnacio Valley) 134-8.  
Clayton Valley 117, Antioch 10/DT-Tia Anderson (Clayton Valley) 111-2.

# California Track and Cross Country COACHES ALLIANCE

## Diablo Foothill Athletic League

**May 5, 1993**  
**Girls**  
 Acalanes 83, Campolindo 44/400R-Acalanes (Rogers, Armstrong, Upshaw, Cherry) 50.5. HJ--Nichols (Acalanes) 5-3. LJ--Grace Upshaw (Acalanes) 17-1 1/2.  
 Northgate 87, Liberty 40/LJ--Huang (Northgate) 17-4.

## Mission Valley Athletic League

**May 5, 1993**  
**Boys**  
 Logan 102, Mission San Jose 35/100--Jimmie Johnson (Mission San Jose) 10.8. 200--Jimmie Johnson (Mission San Jose) 21.6. 400--Jimmie Johnson (Mission San Jose) 48.1. 800--John Lockard (Logan) 1:57.1. 3,200--Sam Yemane (Logan) 9:48. 400R--Logan (Iodeau, Lockard, McGowan, Williams) 43.1. Records--Logan 7-0, Mission San Jose 4-3.  
**Girls**  
 Logan 94, Mission San Jose 33  
 100--Charlene Baldwin (Logan) 12.1. 200--Kelli White (Logan) 24.9. 800--Mel-Ling McNamara (Logan) 2:21. 3,200--Elissa Riedy (Logan) 11:46.  
 1100H--Monique Dale (Logan) 15.7. 300H--Monique Dale (Logan) 45.8. 400R--Logan (Wright, Baldwin, White, Good-Guidry) 49.7. 1,600R--Logan 4:09. LJ--Melton (Logan) 16-9 1/2. Records--Logan 7-0, Mission San Jose 6-1.

## Sacramento Area Meets

**May 5, 1993**  
**Boys**  
 Woodland 75 1/2, Valley 59 1/2/SP--Way (Woodland) 51-5.  
 Elk Grove 85, Davis 50, Elk Grove 94, Kennedy 35/SP--Ross (Elk Grove) 51-10 1/2.  
 Del Campo 81, San Juan 54/HJ--Humphrey (San Juan) 6-4.  
 Center 72, Golden Sierra 13/TJ--Pussey (Center) 44-4 1/2.  
 Jesuit 129, Highlands 18, Rio Americano 8/DT--Kelley (Jesuit) 151-5.  
**Girls--Metro League Meet**  
 400R--Burbank 50.7.  
 Valley 77, Woodland 50/100H--Madu (Valley) 15.3. 300H--Garcia (Woodland) 47.0.  
 Elk Grove 72, Davis 55, Elk Grove 96, Kennedy 25/440--Cawthorn (Elk Grove) 59.8.

## Oakland Athletic League

Laney College, Oakland. **May 8, 1993**  
**Boys**  
 Oakland 97, Oakland Tech 51, McClymonds 13  
 100--Page (Oakland Tech) 10.8.  
**Girls**  
 Oakland 80, Oakland Tech 34, McClymonds 10  
 -Todd (Oakland) 10.0.

## Academic Athletic Association

Washington High School, San Francisco.  
**May 6**  
**Girls**  
 Washington 68, International Studies Academy 1  
 100--Shena Ferguson (Washington) 12.1. LJ--Shena Ferguson (Washington) 17-8.  
**Boys**  
 Mission 45, Balboa 44/100--Allen (Balboa) 10.8.  
 Kezar Stadium, San Francisco  
**Boys**  
 Lowell 71, Lincoln 49/100--Sanders (Lincoln) 10.7.  
**Girls**  
 Lowell 111, Lincoln 11

100--Jackson (Lowell) 12.3. 200--Jackson (Lowell) 25.7.  
**Boys**  
 McAteer 91, Galileo 27  
 100--Walter Smith (McAteer) 10.5w. 200--Walter Smith (McAteer) 21.7. 2. Fountain (McAteer) 22.0. 400R--McAteer 43.1. HJ--Weldon (McAteer) 6-5. DT--Hooker (Galileo) 159-1, 2. Lewis (Galileo) 150-1.  
**Girls**  
 McAteer 70, Galileo 8/400--Matthews (McAteer) 59.3. 300H--Matthews (McAteer) 46.8.

## West Valley Finals

West Valley College, Saratoga. **May 6, 1993**  
**Boys Teams--1.** Del Mar 100, 2. Leigh 47, 3. Prospect 45, 4. Westmont 30.  
 HJ--Beloney (Del Mar) 6-6, 2. McGhee (Del Mar) 6-4.  
**Girls**  
 100--Jenkins (Del Mar) 12.0, 2. Bitner (Leigh) 12.1. 200--Bitner (Leigh) 24.73, 2. Jenkins (Del Mar) 24.79, 3. Ponder (Del Mar) 26.25. Mile--Renteria (Westmont) 5:22.47. 2M--Renteria (Westmont) 11:56. 1000H--Timberlake (Del Mar) 15.0. 300H--Timberlake (Del Mar) 47.55. 400R--Del Mar 49.95, 2. Leigh 50.67.

## Dual Meet

Stagg High School, Stockton. **May 6, 1993**  
**Boys**  
 Stagg 65, Tracy 59  
 100--Jermaine Strickland (Tracy) 10.8.

## West Yosemite League Championships

**May 7, 1993**  
**Boys Teams--Lemoore** 177, 2. Hanford 89, 3. Reedley 71.5, 4. Redwood 70, 5. Mt. Whitney 65.5, 6. Golden West 21.  
 100--Houston (Lemoore) 10.5, 2. Perryman (Lemoore) 10.8, 3. A. Shears (Hanford) 10.8. 200--Houston (Lemoore) 22.0. 100H--Perryman (Lemoore) 14.5. 300H--Perryman (Lemoore) 37.6, 2. J. Giannola (Hanford) 38.6. 400R--Hanford 43.0, 2. Lemoore 43.1. 1,600R--Hanford 3:27.7.  
 HJ--Nyberg (Mt. Whitney) 6-9, 2. Gray (Reedley) 6-6. PV--Orr (Lemoore) 14-0, 2. R. Tate (Reedley) 13-6. LJ--L. Morales (Reedley) 22-9 1/2, 2. J. Giannola (Hanford) 22-6. TJ--L. Morales (Reedley) 45-5 1/2.  
**Fresh-Soph Boys--HJ--Muirbrook (Hanford) 6-5.**  
**Girls Teams--Redwood** 146, 2. Golden West 127.5, 3. Lemoore 126, 4. Mt. Whitney 26.5, 5. Reedley 25, 6. Hanford 4.  
 100--Hammond (Redwood) 12.3. 800--Mortenson (Redwood) 2:22.7. 1,600--Mortenson (Redwood) 5:18.0. 3,200--Mortenson (Redwood) 11:17.3, 2. N. Vigil (Golden West) 11:47.4. 100H--Wilbourn (Redwood) 15.4. 300H--Wilbourn (Redwood) 44.4. 400R--Lemoore 50.5, 2. Redwood 50.7.  
 HJ--Wilbourn (Redwood) 5-2, 2. Nikkel (Reedley) 5-2, 3. Jansen (Redwood) 5-2, 4. Cole (Lemoore) 5-2. LJ--Oliveira (Lemoore) 17-1 3/4, 2. Jansen (Redwood) 16-10 3/4.  
**Fresh-Soph Girls--1,600--A. Ortiz (Reedley) 5:22.3.**

## Humboldt Del Norte League Championships

**May 7, 1993**  
 from Rod Kausen (Fortuna)  
**Boys**  
 800--Josh Quintal (Fortuna) 1:54.8. 1600R--Fortuna 3:25.8. PV--Mary Kelly (Fortuna) 13-6.  
**Girls**  
 100--Keeta Zimmerman (Eureka) 12.3 (Legal). 800--Vicky Flesher (Fortuna) 2:15.8. 1600R--Fortuna 4:09.2.

## Southern League

Mercad College. **May 7, 1993**  
**Girls**  
 200--Nicholle Gallagher (Mariposa) 25.82.  
 400R--Mariposa (Amber Conney, Michelle Gallagher, Nicholle Gallagher, Kateri Yaley) 50.69.

## West Catholic League

Foothill College, Los Altos Hills. **May 7, 1993**  
**Boys Teams--Bellarmine** 148, Serra 93, St. Francis 92, St. Ignatius 65, Sacred Heart Cathedral 42, Mitty 37, Riordan 17.  
 100--Patterson (Mitty) 10.7 hand-timed, 2. Lewis (St. Francis) 10.8. 200--Neal (Sacred Heart) 22.22. 400--Neal (Sacred Heart) 49.44. 800--Boehle (Serra) 1:56.60. 300H--Edmond (Bellarmine) 39.27. 400R--St. Francis 43.57. 1,600R--Bellarmine 3:27.4 hand-timed.  
 HJ--Shaw (St. Francis) 6-4, 2. Richen (St. Ignatius) 6-4. PV--Ryan (Bellarmine) 15-0, 2. Hinkin (St. Francis) 15-0. TJ--Tran (Bellarmine) 44-1 1/4, 2. Stallings (Bellarmine) 44-1. SP--DeMartini (St. Ignatius) 55-2 1/2, 2. Bein (St. Francis) 53-10 1/4. DT--DeMartini (St. Ignatius) 171-0 1/2, 2. Bein (St. Francis) 169-3 1/2, 3. Caputo (Mitty) 148-1 3/4.

## Santa Teresa League

San Jose City College. **May 7, 1993**  
**Boys Teams--1.** Gunderson 131, 2. Leland 130, 3. San Jose 75, 4. Willow Glen 59, 5. Lincoln 46, 6. Pioneer 36.  
 100--Horn (Lincoln) 11.01. 200--Smith (San Jose) 22.38. 800--Mosher (Pioneer) 1:58.9. 1,600--Sikdic (Gunderson) 4:26.7. 3,200--Sikdic (Gunderson) 9:45.7, 2. Chavez (Pioneer) 9:49.5. 1100H--Brown (Gunderson) 15.08.  
 PV--Sliver (Leland) 16-4. TJ--Brown (Gunderson) 44-9.  
**Girls Teams--1.** Leland 145, 2. Presentation 98, 3. Gunderson 92, 4. Willow Glen 70, 5. San Jose 24, 6. Lincoln 18, 7. Pioneer 10.  
 1,600--Stavolone (Presentation) 5:19.7. 3,200--Allison (Leland) 11:43.7. TJ--Petibon (Gunderson) 36-2 1/2. SP--Morrison (Presentation) 37-1. DT--Morrison (Presentation) 120-5.

## Mount Hamilton Finals

Independence High School, San Jose. **May 7**  
**Boys Teams--Mt. Pleasant** 116, 2. Silver Creek 85, 3. Yerba Buena 72, 4. Piedmont Hills 63, 5. Oak Grove 56, 6. Overfelt 42, 7. Independence 25, 8. Santa Teresa 24, 9. Lick 15, Hill 0.  
 100--Rice (Mt. Pleasant) 10.3w, 2. Turner (Mt. Pleasant) 10.4, 3. Beloney (Oak Grove) 10.4, 4. Williams (Silver Creek) 10.5. 200--Beloney (Oak Grove) 20.9w, 2. Cole (Silver Creek) 21.5, 3. Turner (Mt. Pleasant) 21.8, 4. Martin (Independence) 22.1. 400--Beloney (Oak Grove) 49.1, 2. Cole (Silver Creek) 49.7. 1600--Pinal (Overfelt) 4:25.3, 2. Tederny (Silver Creek) 4:27. 1100H--Duong (Silver Creek) 14.2, 2. Jackson (Oak Grove) 14.4, 3. Gaines (Mt. Pleasant) 15. 300H--Duong (Silver Creek) 39.74. 400R--Mt. Pleasant 42.7, 2. Silver Creek 42.8, 3. Yerba Buena 43.3. 1,600R--Silver Creek 3:25.3, 2. Mt. Pleasant 3:26.2.  
 PV--Rodriguez (Mt. Pleasant) 14-1. LJ--Jackson (Piedmont Hills) 21-10 1/2. TJ--Higgins (Piedmont Hills) 44-11. SP--Young (Piedmont Hills) 55-11 3/4, 2. Elbert (Yerba Buena) 52-5. DT--Young (Piedmont Hills) 158, 2. Elbert (Yerba Buena) 149-3.  
**Girls Teams--Santa Teresa** 125, 2. Mt. Pleasant 94, 3. Independence 87, 4. Silver Creek 83, 5. Overfelt 43, 5. Lick 19, 6. Piedmont Hills 11, 7. Yerba Buena 2, 8. Oak Grove 1, Hill 0.  
 100--Dungy (Mt. Pleasant) 12.1, 2. Wagner (Independence) 12.3, 3. Edwards (Santa Teresa) 12.4. 200--Simpson (Overfelt) 24.5w, 2. Woods (Independence) 25.1, 3. Edwards (Santa Teresa) 25.7, 4. Henderson (Lick) 25.8. 400--Simpson (Overfelt) 58.7, 2. Woods (Independence) 58.3. 1600--Blisch

(Silver Creek) 5:20.9. 100H--Odom (Independence) 14.2w, 2. Dyer (Silver Creek) 15, 3. Sullivan (Santa Teresa) 15.5. 300H--Odom (Independence) 46.2, 2. Sullivan (Santa Teresa) 46.7. 400R--Independence 49.5, 2. Santa Teresa 50.4, 3. Silver Creek 50.6.  
 LJ--Pannylwell (Mt. Pleasant) 17-8 3/4, 2. Henderson (Lick) 17-0. TJ--Johnson (Santa Teresa) 36-9 1/2, 2. Owens (Independence) 35-3, 3. Prior (Santa Teresa) 35-1 1/2, 4. Sterbenz (Silver Creek) 35-1 1/2. SP--Stamps (Mt. Pleasant) 35-4. DT--Stamps (Mt. Pleasant) 143-1, 2. Lloyd (Santa Teresa) 112-2.

## Santa Cruz Coast Athletic League

**Soquel** **May 7, 1993**  
 from Bill Hotchkiss (Aptos)  
**Boys Teams--1.** Santa Cruz 158, 2. North Monterey County and Soquel 101, 4. San Lorenzo Valley 48, 5. Watsonville 46, 6. Aptos 26, 7. Harbor 12, 8. Monte Vista Christian 2.  
 100--Stephens (Santa Cruz) 10.6. 200--Stephens (Santa Cruz) 22.1. 800--Steen (Soquel) 1:57.7, 2. Hendricks (Aptos) 1:58.0. 1,600--Jones (Soquel) 4:28.0. 1100H--Race (Soquel) 14.7, 2. Meyer (Santa Cruz) 14.8, 3. Metzner (North Monterey County) 15.0. 300H--Race (Soquel) 39.8, 2. Meyer (Santa Cruz) 39.9. 400R--Santa Cruz 43.2. HJ--Silva (Watsonville) 6-4. PV--James (North Monterey County) 14-0, 2. Whiting (Santa Cruz) 13-6.  
**Girls Teams--1.** Aptos 130, 2. North Monterey County 117, 3. Santa Cruz 91, 4. Watsonville 50, 5. San Lorenzo Valley 40, 6. Soquel 36.  
 200--Thompson (Santa Cruz) 25.8. 400--Thompson (Santa Cruz) 59.0. 800--Crouch (Aptos) 2:18.8, 2. Randall (Aptos) 2:21.0. 1,600--Silva (Aptos) 5:11.0, 2. Crouch (Aptos) 5:21.7. 3,200--Silva (Aptos) 11:43.3, 2. Ferreira (Aptos) 11:53.5. 100H--Kaminskis (North Monterey County) 15.6. 300H--Cafe (Santa Cruz) 46.4, 2. Kaminskis (North Monterey County) 47.1. 400R--Santa Cruz 50.2. 1,600R--Santa Cruz 4:04.5, 2. Aptos 4:05.0.  
 HJ--Smith (Santa Cruz) 5-2. LJ--Poli (Soquel) 18-1 1/2, 2. Warfield (San Lorenzo Valley) 16-11, 3. Jones (North Monterey County) 16-9. SP--Smith (North Monterey County) 35-5 3/4, 2. Chiam (North Monterey County) 35-5 1/2. DT--Sullivan (Watsonville) 126-3, 2. Casares (Aptos) 116-2.

## De Anza Finals

Los Gatos High School. **May 7, 1993**  
 from Bill Hotchkiss (Aptos)  
**Boys Teams--Los Gatos** 116, 2. Fremont 110, 3. Homestead 85, 4. Lymbrook 59, 5. Monte Vista 50, 6. Saratoga 31, 7. Cupertino 12.  
 100--Isaac (Los Gatos) 10.66, 2. Jones (Homestead) 11.02. 200--Isaac (Los Gatos) 21.95. 400--Hammon (Homestead) 50.45. 1,600--Balkman (Lymbrook) 4:21.1. 3,200--Balkman (Lymbrook) 9:28.8. 1100H--B. Nievalu (Fremont) 15.06. 400R--Los Gatos 43.57.  
 HJ--Davies (Homestead) 6-6. LJ--Byer (Saratoga) 22-2 1/2, 2. Chiappa (Cupertino) 21-10 1/2, 3. Green (Homestead) 21-9 3/4. TJ--Hammon (Homestead) 45-4 1/2. SP--Burns (Lymbrook) 53-5, 2. Marcos (Los Gatos) 51-0 1/2. DT--Warren (Los Gatos) 152-0 1/2.  
**Girls Teams--Los Gatos** 200, 2. St. Francis 132, 3. Lymbrook 56, 4. Fremont 27, 5. Homestead 22, 6. Monte Vista 20, 7. Saratoga 7, Cupertino 0.  
 100--Hay (Los Gatos) 12.0, 2. Huang (Lymbrook) 12.2. 200--Hay (Los Gatos) 25.57, 2. Huang (Lymbrook) 25.99, 3. Lombardi (Los Gatos) 26.19. 400--Chew (Lymbrook) 58.54, 2. Veeder (Los Gatos) 59.33. 800--Veeder (Los Gatos) 2:22.9. 1,600--Middlecoff (Los Gatos) 5:12.6, 2. Malander (Los Gatos) 5:16.2, 3. Landers (Los

# California Track and Cross Country COACHES ALLIANCE

Gatos) 5:16.5, 4. Hovancik (Lynbrook) 5:16.7, 3,200--Torrans (St. Francis) 11:08.1, 2. Middle-off (Los Gatos) 11:18.1. 100H--Ocegüera (St. Francis) 15.02, 2. Veeder (Los Gatos) 15.24. 300H--Veeder (Los Gatos) 45.71. 400R--Los Gatos 49.10, 2. St. Francis 49.88, 3. Lynbrook 50.45. 1,600R--Lynbrook 4:05.5.  
HJ--Farnady (Los Gatos) 5-6, 2. Duffey (St. Francis) 5-6, 3. Bekkers (Los Gatos) 5-2. LJ--Ocegüera (St. Francis) 17-7 1/2. TJ--Ocegüera (St. Francis) 36-1 1/2, 2. Ito (Fremont) 35-11, 3. Snow (St. Francis) 35-6. DT--Talley (Los Gatos) 116-0 1/2.

## Viking Track Classic

Santa Rosa Junior College, May 8, 1993  
from Jim Crowhurst (Santa Rosa Press Democrat). Fully automatic timing.

**Boys**  
800--Ricky Esponda (Casa Grande) 1:58.43, 2. Josh Dorris (Montgomery) 1:58.70. HJ--Tim Andre (Sonoma Valley) 6-4. Damien Levesque (Cardinal Newman) 6-4. PV--Rene Loraine (Petaluma) 13-10.  
**Girls**  
100--Tamika Brown (Fort Bragg) 12.52. 200--Tamika Brown (Fort Bragg) 25.31. 400--Jenna Nougier (Sonoma Valley) 59.67. 800--Veronica Harrah (Sonoma Valley) 2:21.83. 3200--Maggie Valtorova (Rancho Cotale) 11:39.09. SP--Nikka DeWitt (Petaluma) 37-5.

## Meet of Champions

American River Junior College, Sacramento  
May 8, 1993  
from Jerry Colman (Sacramento Track Club)

**Boys**  
100 (wind +4.00)--Brian Lewis (Highlands) 10.37, 2. Larry Rogers (Grace Davis) 10.58, 3. Walter Smith (McAteer) 10.66, 4. Tremaine Simms (Vallejo) 10.75, 5. Steve Fountain (McAteer) 10.81, 6. Brian LaChapelle (Christian Brothers) 10.90, 7. Deshawn Williams (Logan) 11.06, 8. Derrick Belton (Highlands) 11.07, 9. Dennis Young (Atwater) 11.08.  
200 (+3.1)--Brian Lewis (Highlands) 21.13, 2. Tremaine Simms (Vallejo) 21.50, 3. Walter Smith (McAteer) 21.52, 4. Larry Rogers (Grace Davis) 21.79, 5. Dan Stevens (Bishop O'Dowd) 22.27, 6. Dan Snaer (East Union) 22.47.  
400--James Davis (Wood) 48.26, 2. John Lockard (Logan) 48.35, 3. Laivian Coleman (El Cerrito) 49.34, 4. Craig Young (Florin) 49.68, 5. Dan Snaer (East Union) 50.05, 6. Matt Muirhead (Oak Ridge) 50.19, 7. Damon Johnson (Highlands) 50.27, 8. Mark Orr (Christian Brothers) 50.30.  
800--Aaron Richburg (Logan) 1:54.70, 2. Jon Evan Hornsby (St. Mary's) 1:55.71, 3. Bevan Brian (Woodland) 1:56.27.  
1600--Charles Williams (Hogan) 4:24.69, 2. Mike Stember (Jesusit) 4:27.04, 3. Chris Maier (Amador Valley) 4:28.68.  
3,200--Matt Farley (Jesusit) 9:15.97, 2. Konrad Knutsen (Del Campo) 9:16.70, 3. Dave Braden (Amador Valley) 9:17.14, 4. Jason Perscheid (Jesusit) 9:17.83, 5. Aaron Gillen (Yreka) 9:23.14, 6. Ned Presnell (Jesusit) 9:25.10, 7. John Atwood (Castro Valley) 9:35.35.  
110H (+2.7)--Kyle O'Neill (Bella Vista) 14.42, 2. Reuben Parrish (Atwater) 14.55, 3. Anthony Montgomery (St. Mary's, Berkeley) 15.01, 4. Brandon Cober (St. Mary's, Berkeley) 15.07, 5. Emanuel Humphrey (San Juan) 15.22, 6. John White (Jesusit) 15.24.  
300H--Kyle O'Neill (Bella Vista) 37.58, 2. Adrian Williams (River City) 38.58, 3. Reuben Parrish (Atwater) 38.65, 4. John White (Jesusit) 39.26, 5. Max Ford (Vallejo) 39.33, 6. Walter Tilles (Fairfield) 39.37, 7. Eric Gilson (Valley) 39.57, 8. Chris Ramsey (Lincoln, Stockton) 39.90.  
400R--McAteer 42.37, 2. St. Mary's, Berkeley

42.76, 3. Logan 42.94, 4. Valley 43.22, 5. Skyline 43.67, DQ--El Cerrito, DNF--Highlands, Vallejo, East Union.  
1,600R--Highlands 3:17.5, 2. St. Mary's, Berkeley 3:18.7, 3. Logan 3:19.1, 4. Vallejo 3:20.4, 5. East Union 3:22.0, 6. Valley 3:23.9, 7. Del Campo 3:25.3, 8. Bishop O'Dowd 3:26.4, 9. Oak Ridge 3:26.8.  
HJ--Calvin Bates (Valley) 6-7, 2. Nik Vedajaf (Gustine) 6-5, 3. Jeff Bond (Piedmont) 6-3.  
PV--Tye Harvey (Sonora) 16-9 3/4, 2. Sean Mason (Nevada Union) 14-0, 3. Jamie King (Elk Grove) 14-0, 4. Owen Faryna (Nevada Union) 13-6.  
LJ (all jumps wind-aided)--Jimmi Banks (San Leandro) 22-6, 2. Isaac Schooley (Livingston) 21-11, 3. Walter Tilles (Fairfield) 21-10, 4. Brandon Doss (Bella Vista) 21-9 1/2.  
TJ (all jumps legal)--Brandon Doss (Bella Vista) 46-10, 2. Jason Sargent (Vallejo) 46-0 1/2, 3. David Livingston (Bella Vista) 44-0.  
SP--Goss (Nevada Union) 53-8 3/4, 2. Rubio (Ceres) 53-7 1/2, 3. Warren (St. Mary's, Berkeley) 52-8, 4. Ross (Elk Grove) 51-0 1/2, 5. Cate (Casa Roble) 49-7.  
DT--Nutter (Amador Valley) 161-10, 2. Kaili-hwa (Jesusit) 157-6, 3. Bush (Downey) 157-6.

**Girls**  
100--White (Logan) 11.81w, 2. Wright (Logan) 12.02, 3. Wallace (Skyline) 12.04, 4. Reid (Folsom) 12.10.  
200--White (Logan) 24.25w, 2. Reid (Folsom) 25.06, 3. Totimeh (Valley) 25.62, 4. Maker (Burbank) 25.6, 5. Holinka (Mira Loma) 25.76.  
400--Freeman (Skyline) 56.79, 2. Miles-Threat (Bishop O'Dowd) 56.89, 3. Robinson (Burbank) 57.25.  
800--Marzell (Bishop O'Dowd) 2:14.22, 2. Muething (Amador Valley) 2:16.08, 3. Smith (Florin) 2:16.64, 4. Kilkenny (Folsom) 2:18.96.  
1,600--Cerrri (Downey) 5:12.14, 2. Warner (Ponderosa) 5:14.36, 3. Comes (Davis) 5:14.53.  
3,200--Durnell (Merced) 11:09.7, 2. Holibauer (Pleasant Valley) 11:27.3, 3. Martinez (Wood) 11:29.5, 4. Verutti (Davis) 11:34.8, 5. Whitmore (Valley) 11:38.6.  
100H--Madu (Valley) 14.46w, 2. Peterson (Logan) 14.47, 3. Grant (Bishop O'Dowd) 14.91, 4. Totimeh (Valley) 15.12, 5. Stone (Kennedy) 15.13, 6. Garcia (Woodland) 15.24.  
300H--Harris (Skyline) 44.26, 2. Madu (Valley) 44.89, 3. Garcia (Woodland) 45.00.  
400R--Skyline 46.61, 2. Logan 47.10, 3. Bishop O'Dowd 47.99.  
1,600R--Skyline 3:43.0, 2. Logan 3:47.4, 3. Bishop O'Dowd 3:47.9.  
HJ--Churchill (Bishop O'Dowd) 5-4, 2. Wilson (Enterprise) 5-2, 3. Lemont (Ceres) 5-2.  
LJ--Renton (Downey) 17-11 1/2, 2. Upshaw (Acalanes) 17-6 1/2, 3. Markus (Cordova) 17-5, 4. Reid (Folsom) 17-4.  
TJ--Renton (Downey) 36-10, 2. Johnson (Bishop O'Dowd) 36-7, 3. Childress (Cordova) 36-6, 4. Reid (Folsom) 36-6, 5. Frank (Cordova) 36-6 3/4.  
SP--Heaston (Ygnacio Valley) 51-11 1/2, 2. Stephens (Atwater) 42-1, 3. Knodel (Galt) 39-7, 4. Gilbert (El Dorado) 36-11 3/4.  
DT--Powell (Downey) 165-3, 2. Heaston (Ygnacio Valley) 142-2, 3. Darden (Sonora) 132-10.

**Open Division**  
**Boys**  
100 Heat 1 (+6.3)--Ed Coleman (Grant) 10.83, 2. Craig Young (Florin) 10.84, 3. Mike Collins (Elk Grove) 11.03, 4. Tarrick Grant (Valley) 11.10.  
100 Heat 2 (+4.7)--Steve Fountain (McAteer) 10.79, 2. Tony Bray (Kennedy) 10.94, 3. Xavier Villareal (Kennedy) 10.97, 4. Arnold Surrup (Bear Creek) 11.00, 5. Kevin Packer (Skyline) 11.01.  
200 Heat 1 (+6.3)--Steve Fountain (McAteer) 21.95, 2. Adrian Williams (River City) 22.31.  
200 Heat 2 (+3.7)--Tony Bray (Kennedy) 22.51.  
3,200--Darren Holman (Sonora) 9:47.1, 2. Jose

Bustamante (Atwater) 9:49.9.  
110H Heat 1 (+4.9)--John Dalton (Elk Grove) 15.28, 2. David Morman (Valley) 15.35.  
110H Heat 2 (+3.4)--Jeremy Herman (Bella Vista) 14.98, 2. Jim Hartung (Del Oro) 15.37.  
300H--Brandon Cober (St. Mary's, Berkeley) 39.61.  
1,600R Heat 1--Bear Creek 3:26.15.  
1,600R Heat 2--El Cerrito 3:27.20, 2. Florin 3:27.94.  
PV--Bill Walter (Tokay) 14-3, 2. Bobby Eusebio (Manteca) 13-6, 3. Ryan Barnes (Jesusit) 13-6.  
**Girls**  
100 Heat 1 (+3.7)--Jodi Bailey (Skyline) 12.41, 2. Amber Zak (Healdsburg) 12.58, 3. Rochelle Hogans (Downey) 12.62, 4. Kya Cain (Elk Grove) 12.65, 5. Julie Tinker (Valley) 12.73. 100 Heat 2 (+5.3)--Felicia Shepard (Sacramento) 12.46, 2. Phyliss Cole (McClatchy) 12.69.  
200 Heat 1 (+4.7)--Rochelle Hogans (Downey) 25.76, 2. Felicia Shepard (Sacramento) 26.21.  
200 Heat 2 (+5.6)--Deawah Totimeh (Valley) 25.73.  
400 Heat 1--Kaselah Crockett (Skyline) 59.17, 2. R. Hill (Tokay) 59.99. 400 Heat 2--Alicia Lyon (East Union) 59.84.  
800 Heat 2--Anna Rensi (Skyline) 2:20.74.  
1,600--Jennifer Marnach (Bella Vista) 5:22.68.  
100H Heat 1 (+6.3)--Sakai Metcalf (Skyline) 15.48, 2. Nikki Galvin (Benicia) 15.63, 3. Andrea Felton (Tokay) 16.01, 4. Jennifer Crivello (Bear Creek) 16.02. 100H Heat 2 (+4.3)--Lori Holmes (Oakdale) 15.33, 2. Wendy Essad (Florin) 16.02.  
300H Heat 1--Ayana Grant (Bishop O'Dowd) 46.61. 300H Heat 2--Charity Cornwall (Galt) 47.14.  
400R Heat 1--Skyline "B" 49.78, 2. Mira Loma 50.58, 3. Elk Grove 50.86. 400R Heat 2--Downey 50.55.  
1,600R Heat 1--Skyline "B" 4:00.29, 2. Burbank 4:05.43. 1,600R Heat 2--Kennedy 4:06.22.  
HJ--Erin Nichols (Acalanes) 5-3 1/2.  
LJ (wind-aided)--Jodi Bailey (Skyline) 18-3 1/2, 2. Charity Cornwall (Galt) 18-0, 3. Dafona McClain (Kennedy) 17-0, 4. Jevon Hayward (San Juan) 16-11.  
DT--Aletta Thompson (Hogan) 117-7, 2. Nandi Ellis (Skyline) 113-1.

**East Bay Athletic League Trials**  
Granada High School, Livermore, May 11.  
**Boys**  
DT--Travis Nutter (Amador Valley) 161-0.  
**Girls**  
1,600--Tina Bowen (San Ramon Valley) 5:22.3.

**East Bay Athletic League Trials**  
Granada High School, Livermore, May 11.  
**Boys**  
DT--Travis Nutter (Amador Valley) 161-0.  
**Girls**  
1,600--Tina Bowen (San Ramon Valley) 5:22.3.

**Mission Valley Athletic League Trials and Finals**  
Newark Memorial, Newark, May 12, 1993  
**Boys--Finals**  
SP--Mike Anger (Moreau) 49-7 3/4.  
**Boys--Trials**  
100--Marvin Love (Washington) 11.06. 110H--Byron Casey (American) 14.40, 2. Doug Ridge (American) 15.18.  
**Girls--Finals**  
TJ--Hadiya Green (Logan) 36-1 3/4.  
**Girls--Trials**  
100--Nequilia Goods-Guidry (Logan) 12.30, 2. Jacinto (Washington) 12.55, 3. Wright (Logan) 12.58, 4. Lanford (Newark Memorial) 12.58. 200--Charlene Baldwin (Logan) 25.79, 2. Goods-Guidry 26.17, 3. Jacinto (Washington) 26.20. 400--Charlene Baldwin (Logan) 59.29. 100H--Sunshine Peterson (Logan) 14.80, 2. Jackson (American) 14.99, 3. Triggs (Moreau) 15.31, 4. Couvson (American) 15.48, 5. Dale (Logan) 16.00. 300H--Kim Couvson (American) 47.42.

**Hayward Area Athletic League**  
Chabot College, Hayward, May 10, 1993  
**Boys**  
LJ--Derrick Mitchell (Mt. Eden) 23-3 1/2.

**Bay Valley Athletic League**  
Trials in the running events and finals in the field events. Contra Costa College, Richmond May 10, 1993  
**Boys**  
200--Laivian Coleman (El Cerrito) 22.38. 110H--Kenny Mitchell (Ygnacio Valley) 15.34. 300H--Kenny Mitchell (Ygnacio Valley) 40.38.  
**Girls**  
200--Latasha Gilliam (Pittsburg) 24.95. 400--Latasha Gilliam (Pittsburg) 59.54. 100H--Jenny Berrien (Berkeley) 15.07. LJ--Nicole McAllister (Clayton Valley) 17-6 3/4, 2. Becky Fredlund (Clayton Valley) 17-3 3/4, 3. Christin Brockett (Antioch) 16-11 1/2, 4. Amanda Moraga (Carondelet) 16-9 1/4. DT--Kristin Heaston (Ygnacio Valley) 131-1, 2. Tia Anderson (Clayton Valley) 116-1, 3. Melissa Cenizal (Clayton Valley) 111-6.

**Diablo Foothill Athletic League Trials**  
Alhambra High School, Martinez, May 12.  
**Boys**  
100--Dee Moronkola (De Anza) 11.10.  
**Girls**  
100--Ivy Turner (Liberty) 12.54. 300H--Nikki Galvan (Benicia) 47.48. DT--Jan La Fontaine (De Anza) 113-7, 2. Deshena Childs (College Park) 110-0.

**Diablo Foothill Athletic League Finals**  
Alhambra High School, Martinez, May 13.  
**Boys Teams--Campolino** 65, Acalanes 63, De Anza 62, Northgate 61, College Park 55, Mt. Diablo 38, Benicia 36, Concord 27, Las Lomas 26, Miramonte 26, Alhambra 25, Liberty 13.  
400--Tyree Reed (De Anza) 50.31, 2. Danny Strieff (Campolino) 50.53. 400R--Benicia 43.56, 2. De Anza 43.57. HJ--Peter French (Miramonte) 6-4.

**Bay Valley Athletic League Finals**  
Contra Costa College, Richmond, May 11.  
**Boys**  
200--Laivian Coleman (El Cerrito) 22.45w. 400--

**Diablo Foothill Athletic League Finals**  
Alhambra High School, Martinez, May 13.  
**Boys Teams--Campolino** 65, Acalanes 63, De Anza 62, Northgate 61, College Park 55, Mt. Diablo 38, Benicia 36, Concord 27, Las Lomas 26, Miramonte 26, Alhambra 25, Liberty 13.  
400--Tyree Reed (De Anza) 50.31, 2. Danny Strieff (Campolino) 50.53. 400R--Benicia 43.56, 2. De Anza 43.57. HJ--Peter French (Miramonte) 6-4.

**Diablo Foothill Athletic League Finals**  
Alhambra High School, Martinez, May 13.  
**Boys Teams--Campolino** 65, Acalanes 63, De Anza 62, Northgate 61, College Park 55, Mt. Diablo 38, Benicia 36, Concord 27, Las Lomas 26, Miramonte 26, Alhambra 25, Liberty 13.  
400--Tyree Reed (De Anza) 50.31, 2. Danny Strieff (Campolino) 50.53. 400R--Benicia 43.56, 2. De Anza 43.57. HJ--Peter French (Miramonte) 6-4.

**Diablo Foothill Athletic League Finals**  
Alhambra High School, Martinez, May 13.  
**Boys Teams--Campolino** 65, Acalanes 63, De Anza 62, Northgate 61, College Park 55, Mt. Diablo 38, Benicia 36, Concord 27, Las Lomas 26, Miramonte 26, Alhambra 25, Liberty 13.  
400--Tyree Reed (De Anza) 50.31, 2. Danny Strieff (Campolino) 50.53. 400R--Benicia 43.56, 2. De Anza 43.57. HJ--Peter French (Miramonte) 6-4.

**Diablo Foothill Athletic League Finals**  
Alhambra High School, Martinez, May 13.  
**Boys Teams--Campolino** 65, Acalanes 63, De Anza 62, Northgate 61, College Park 55, Mt. Diablo 38, Benicia 36, Concord 27, Las Lomas 26, Miramonte 26, Alhambra 25, Liberty 13.  
400--Tyree Reed (De Anza) 50.31, 2. Danny Strieff (Campolino) 50.53. 400R--Benicia 43.56, 2. De Anza 43.57. HJ--Peter French (Miramonte) 6-4.

**Diablo Foothill Athletic League Finals**  
Alhambra High School, Martinez, May 13.  
**Boys Teams--Campolino** 65, Acalanes 63, De Anza 62, Northgate 61, College Park 55, Mt. Diablo 38, Benicia 36, Concord 27, Las Lomas 26, Miramonte 26, Alhambra 25, Liberty 13.  
400--Tyree Reed (De Anza) 50.31, 2. Danny Strieff (Campolino) 50.53. 400R--Benicia 43.56, 2. De Anza 43.57. HJ--Peter French (Miramonte) 6-4.

**Diablo Foothill Athletic League Finals**  
Alhambra High School, Martinez, May 13.  
**Boys Teams--Campolino** 65, Acalanes 63, De Anza 62, Northgate 61, College Park 55, Mt. Diablo 38, Benicia 36, Concord 27, Las Lomas 26, Miramonte 26, Alhambra 25, Liberty 13.  
400--Tyree Reed (De Anza) 50.31, 2. Danny Strieff (Campolino) 50.53. 400R--Benicia 43.56, 2. De Anza 43.57. HJ--Peter French (Miramonte) 6-4.

**Diablo Foothill Athletic League Finals**  
Alhambra High School, Martinez, May 13.  
**Boys Teams--Campolino** 65, Acalanes 63, De Anza 62, Northgate 61, College Park 55, Mt. Diablo 38, Benicia 36, Concord 27, Las Lomas 26, Miramonte 26, Alhambra 25, Liberty 13.  
400--Tyree Reed (De Anza) 50.31, 2. Danny Strieff (Campolino) 50.53. 400R--Benicia 43.56, 2. De Anza 43.57. HJ--Peter French (Miramonte) 6-4.

**Diablo Foothill Athletic League Finals**  
Alhambra High School, Martinez, May 13.  
**Boys Teams--Campolino** 65, Acalanes 63, De Anza 62, Northgate 61, College Park 55, Mt. Diablo 38, Benicia 36, Concord 27, Las Lomas 26, Miramonte 26, Alhambra 25, Liberty 13.  
400--Tyree Reed (De Anza) 50.31, 2. Danny Strieff (Campolino) 50.53. 400R--Benicia 43.56, 2. De Anza 43.57. HJ--Peter French (Miramonte) 6-4.

# California Track and Cross Country COACHES ALLIANCE

**Girls Teams**—Acalanes 102, Northgate 73, Campolindo 52, Las Lomas 48, Benicia 44, College Park 42, Alhambra 40, Liberty 35, De Anza 18, Miramonte 8, Concord 3.

1,600—Alison Lambert (Northgate) 5:15.99, 2. Crissy O'Brien (Northgate) 5:20.49, 3. Melanie Melara (College Park) 5:22.55, 4. Erin O'Brien (Campolindo) 5:22.56. 3,200—Erin O'Brien (Campolindo) 11:44.4. 300H—Nikki Galvan (Benicia) 46.24. LJ—Grace Upshaw (Acalanes) 17.2.

## Academic Athletic Association

Washington HS, San Francisco. May 13.

**Girls**  
Washington 64, Balboa & LJ—Shena Ferguson (Washington) 17-2.

### Kazar Stadium

**Boys Teams**—McAteer 90, Lowell 37.

100—Steve Fountain (McAteer) 10.6w. 200—Walter Smith (McAteer) 21.6w. 2. Steve Fountain (McAteer) 21.7. 400R—McAteer 43.3. HJ—Eric Weldon (McAteer) 6-6 1/4.

**Girls Teams**—Lowell 68, McAteer 45.

100—Jackson (Lowell) 11.9. 200—Jackson (Lowell) 25.4. 400—Kimberly Matthews (Lowell) 58.4. 300H—Kimberly Matthews (Lowell) 46.7. 400R—McAteer 50.1. LJ—Patrice Johnson (McAteer) 18-1.

## East Bay Athletic League Finals

Granada High School, Livermore. May 13.

### Boys

800—Brock Tessman (Monte Vista) 1:57.7, 2. Jeff Williams (Monte Vista) 1:58.9. 1,600—Brock Tessman (Monte Vista) 4:24.0, 2. Dave Braden (Amador Valley) 4:27.1. 3,200—Dave Braden (Amador Valley) 9:4. LJ—Del Brown (Livermore) 22-2 3/4, 2. Erik Treuhart (Amador Valley) 22-0 1/4, 3. Steve Lewis (Amador Valley) 21-10 3/4. SP—Travis Nutter (Amador Valley) 52-3. DT—Travis Nutter (Amador Valley) 158-9.

### Girls

800—Michelle Muething (Amador Valley) 2:19.6, 2. R. Kintzner (Monte Vista) 2:21.3, 3. Lisa Morrison (Amador Valley) 2:28.4. 1,600—M. Muething (Amador Valley) 5:17.3, 2. N. Milne (Amador Valley) 5:20.4, 3. M. Daniel (Granada) 5:20.8. 3,200—Michelle Muething (Amador Valley) 11:38.0, 2. Marisa Daniel (Granada) 11:41.5, 3. S. Kolberg (Monte Vista) 11:51.0. TJ—Kim Davis (Amador Valley) 35-11/2.

## Hayward Area Athletic League

Chabot College, Hayward. May 13.

**Boys Teams**—Castro Valley 100, 2. San Leandro 64, 3. Mt. Eden 37, 4. Hayward 19, 5. Dublin 16, 6. Tennyson 6, 7. Arroyo 5, 8. San Lorenzo 3. 400—Mike Ling (Castro Valley) 50.12. 1,600—John Atwood (Castro Valley) 4:23.11. 110H—Jimmi Banks (San Leandro) 15.35. TJ—Derrick Mitchell (Mt. Eden) 50-1 1/4w, 2. Jimmi Banks (San Leandro) 46-3 1/2.

**Girls Teams**—Castro Valley 85, 2. Arroyo 39, 3. Dublin 37, 4. San Leandro 30, 5. Mt. Eden 27, 6. Hayward 13, 7. Tennyson 6, 8. San Lorenzo 2. 200—Tameka Weatherly (Castro Valley) 26.25. 1,600R—Castro Valley 4:08.44.

## Central Section Central Area

Sunkist Stadium, Visalia. May 14, 1993

### Boys

100—J. Houston (Lemoore) 10.74, 2. K. Wilkerson (Tulare) 10.95. 200—J. Houston (Lemoore) 21.85, 2. K. Wilkerson (Tulare) 22.29. 400—L.

Glover (Washington) 50.74. 800—F. Guerrero (Redwood) 1:59.41. 1,600—P. Temmerman (Mt. Whitney) 4:23.50, 2. R. Sanchez (Delano) 4:24.18, 3. J. Rivera (Delano) 4:27.47. 3,200—R. Sanchez (Delano) 9:42.35, 2. C. Torres (Avenal) 9:45.19. 110H—Danny Perryman (Lemoore) 14.41, 2. N. Woods (Tulare) 15.42. 300H—Danny Perryman (Lemoore) 38.12 meet record. 400R—Lemoore 42.40, 2. Tulare 43.30, 3. Washington



**ERIC NYBERG**

Photo by Bill Cockerham

43.45. 1,600R—Lemoore 3:26.55, 2. Tulare 3:27.03.

HJ—E. Nyberg (Mt. Whitney) 6-6, 2. J. Roby (Corcoran) 6-6, 3. S. Merritt (Porterville) 6-4, 4. T. Baker (Tulare Western) 6-4. PV—J. Garcia (Coalinga) 15-0, 2. B. Stark (Porterville) 15-0, 3. S. McNaughton (Kingsburg) 14-0, 4. S. Orr (Lemoore) 13-6. LJ—A. Sherman (Fowler) 21-10 1/2, 2. R. Dumag (Delano) 21-10. TJ—T. Baker (Tulare Western) 45-0, 2. A. Sherman (Fowler) 44-10. SP—L. Loera (Porterville) 50-0 1/2, 2. S. Mitsuyoshi (Mt. Whitney) 49-11 1/2, 3. R. Mateus (Hanford) 49-7. DT—H. Hernandez (Fowler) 151-6.

### Girls

100—S. Hammond (Redwood) 12.71. 200—M. Negrete (Sanger) 26.32. 400—R. Brown (Immanuel) 58.79, 2. M. Negrete (Sanger) 58.96. 800—J. Mortenson (Redwood) 2:18.93, 2. N. Kulikov (Coalinga) 2:21.10. 1,600—J. Mortenson (Redwood) 5:09.50. 3,200—A. Ortiz (Reedley) 11:37.34, 2. T. Bivado (Golden West) 11:44.29, 3. K. Schofield (Mt. Whitney) 11:45.85, 4. N. Vigil (Golden West) 11:50.49. 110H—Allison Wilbourn (Redwood) 15.59, 2. B. Jenkins (Golden West) 15.60. 300H—Allison Wilbourn (Redwood) 44.85 meet record, 2. B. Jenkins (Golden West) 45.57. 400R—Lemoore 50.17. 1,600R—Redwood (Mortenson, Jimenez, Smith, Wilbourn) 4:01.34 meet record, 2. Sanger 4:03.84, 3. Immanuel 4:04.96.

HJ—T. Fleming (Immanuel) 5-4. LJ—J. Oliveira (Lemoore) 17-6 1/2, 2. C. Jansen (Redwood) 17-3 1/2, 3. M. Reneau (Monache) 17-0. TJ—P. Gonzales (Kingsburg) 34-5 1/2. SP—Soozie Shanley

(Tulare) 42-9 1/2 meet record, 2. S. Davidson (Reedley) 36-3, 3. M. Flores (Selma) 35-8 3/4. DT—Soozie Shanley (Tulare) 142-9 meet record, 2. M. Flores (Selma) 128-7, 3. L. Hiebert (Porterville) 112-9.

## Central Section South Area Meet

Bakersfield. May 13, 1993

### Boys

100—Hoiwell (We) 10.83, 2. Wolford (B) 10.93, 3. Hart (Sto) 11.05, 4. Alado (Highland) 11.08, 5. Shehoe (F) 11.12. 200—Kendricks (B) 22.17, 2. Hall (Sto) 22.33, 3. Wolford (B) 22.38. 400—V. Armour (B) 49.45, 2. W. Armour (B) 50.00, 3. Alkinson (Tehachapi) 50.50. 800—V. Armour (B) 1:53.46, 2. Bell (B) 1:57.46. 1,600—Hickey (F) 4:23.95, 2. Orasco (Taft) 4:25.47. 3,200—Brewer (No) 9:29.83, 2. Orasco (T) 9:31.66, 3. Hickey (F) 9:42.34, 4. Verdaga (F) 9:42.71, 5. Sanchez (McF) 9:45.71. 110H—Prince (H) 14.51, 2. Parker (B) 14.63, 3. Newton (F) 14.99. 300H—Prince (H) 39.03. 400R—Bakersfield 42.30, 2. Highland 42.90. 1,600R—Bakersfield 3:18.71, 2. Highland 3:25.83, 3. Stockdale 3:27.43.

HJ—Larson (Sto) 6-4. PV—Weighall (Hi) 16-0 meet record, 2. Adamson (F) 13-6. LJ—Bishop (T) 23-9, 2. Weighall (Hi) 23-8. TJ—Bishop (T) 44-10 1/2. SP—Staal (B) 52-11 1/4, 2. Eubanks (Sto) 52-11 1/4, 3. Bermudez (Hi) 50-5 3/4, 4. Kobolish (No) 50-3, 5. Boswell (We) 49-6 1/2. DT—Staal (B) 177-7, 2. Jalving (B) 162-9, 3. Bermudez (H) 160-0, 4. Eubanks (Sto) 153-3, 5. Madison (We) 151-0.

### Girls

100—Henderson (B) 11.93 meet record, 2. Harris (S) 12.45, 3. Mills (We) 12.47. 200—Gordon (We) 25.57, 2. Mills (We) 25.95, 3. Harris (S) 26.14, 4. Hudson (S) 26.25. 400—Sumlin (No) 59.34. 800—Sumlin (No) 2:21.29, 2. Smith (We) and Ja. King (Teh) 2:22.83. 1,600—Falcon (T) 5:18.95, 2. Ju. King (Teh) 5:20.21, 3. Smith (We) 5:20.47, 4. Enoll (H) 5:21.36. 3,200—Jacobsen (No) 12:02.20. 100H—Watkins (S) 15.08, 2. Henry (S) 15.74, 3. Carroll (Wa) 15.78. 300H—Watkins (S) 45.5 meet record, 2. Carroll (Wa) 45.7. 400R—South 49.52, 2. Wasco 50.23, 3. West 50.60. 1,600R—West 4:10.61.

HJ—Ulrich (No) 5-6, 2. Henry (S) 5-4, 3. Hubbert (B) 5-2. LJ—Henderson (B) 19-5 meet record, 2. Grah (Hi) 16-10 3/4. TJ—Henderson (B) 39-10 meet record, 2. Harrison (Wa) 38-11, 3. Grah (Hi) 35-5 1/4. SP—Crowder (B) 39-2, 2. Hart (No) 38-11 1/2, 3. Brown 38-8 1/4, 4. Nelson (Wa) 36-7 1/4, 5. Shaap (McF) 35-4 1/4. DT—Hart (No) 131-10, 2. Buckley (B) 128-11, 3. Crowder (B) 120-1, 4. Pritchard (G) 116-9, 5. Randle (S) 111-4.

## North Bay League

Bailey Field, Santa Rosa Junior College. May 14, from Jim Crowhurst (Santa Rosa Press Democrat)

**Boys Teams**—Piner 112, 2. Cardinal Newman 106, 3. Montgomery 103, 4. Santa Rosa 98, 5. Ukiah 48, 6. Rancho Cotate 25.

200—Jared Wilson (Montgomery) 22.0, 2. Brian Mahan (Piner) 22.2. 800—Josh Dorris (Montgomery) 1:57.5, 1,600—Josh Hinkle (Montgomery) 4:24.6. 3,200—Zack Barrett (Montgomery) 9:47.9, 2. David Toomey 9:48.7. 110H—Josh Heady (Ukiah) 15.1.


HJ—Dix (Cardinal Newman) 6-4, 2. Damien Levesque (Cardinal Newman) 6-4. LJ—Cletus Coffey (Cardinal Newman) 22-9 3/4, 2. Josh Heady (Ukiah) 22-0 1/4. DT—Matt Aune (Santa Rosa) 152-9.

**Girls Teams**—Santa Rosa 137, 2. Rancho Cotate 110, 3. Ursuline 100, 4. Montgomery 57, 5. Piner 30, 6. Ukiah 29.

100—Tomye Bell (Ukiah) 12.4. 1,600—Maggie Valtorova (Rancho Cotate) 5:19.5. 3,200—Maggie

Valtorova (Rancho Cotate) 11:45.8, 2. Megan Reeder (Santa Rosa) 11:52.2. 300H—Nikki Henkels (Santa Rosa) 47.4. 400R—Ursuline 50.2.

HJ—Pam Karbowski (Ursuline) 5-2. LJ—Pam Karbowski (Ursuline) 17-2 1/4. SP—Coreen De Los Santos (Ukiah) 42-0 1/4, 2. Karen McCall (Santa Rosa) 41-10 1/4.



**YOLANDA CROWDER**

Photo by Bill Cockerham

## Sonoma County League

Petaluma. May 14, 1993 From Jim Crowhurst (Santa Rosa Press Democrat)

**Boys Teams**—Petaluma 152, 2. Casa Grande 128, 3. El Molino 70, 4. Healdsburg 52, 5. Sonoma Valley 46, 6. Anay 38.

HJ—Tim Andre (Sonoma Valley) 6-4.

**Girls Teams**—Petaluma 113, 2. El Molino 111, 3. Sonoma 106, 4. Casa Grande 57, 5. Healdsburg 40, 6. Anay 32.

100—Amber Zak (Healdsburg) 12.3. 3,200—Jakel (Sonoma Valley) 11:30. 100H—Palmer (Petaluma) 15.7. LJ—Amber Zak (Healdsburg) 17-1, 2. Simon (El Molino) 16-9 1/2. TJ—Vanessa Kale (Sonoma Valley) 35-5. SP—Nikka DeWitt (Petaluma) 36-6 1/2. DT—Michelle Reis (El Molino) 110-11, 2. Kelli Crouch (Petaluma) 110-8.

## Mission Valley Athletic League Finals

Newark Memorial HS, Newark. May 14.

**Boys Teams**—Logan 149, 2. American 87, 3. Moreau and Washington 67, 5. Newark Memorial 54, 6. Mission San Jose 44, 7. Irvington 15, Kennedy 13.

200—DeShawn Williams (Logan) 22.42. 400—John Lockard (Logan) 48.80, 2. McDonald (American) 49.11. 110H—Byron Casey (American) 14.85, 2. Ridge (American) 15.06. 300H—Byron Casey (American) 38.80, 2. Ridge (American) 38.91. 400R—American 43.03, 2. Moreau 43.04.



# California Track and Cross Country COACHES ALLIANCE

## 1,600R-Logan 3:26.7.

PV-Yousie Okano (Newark Memorial) 15-9, 2. Niederjohn (Newark Memorial) 14-0. T.J.-Draw Harrell (Washington) 45-5 3/4, 2. Pierre (Logan) 45-3, 3. (Ie) Jackson (Logan) and Grewal (Irvington) 44-5 3/4. SP-Mike Anger (Mor) 49-7 3/4. Girls Teams-Logan 188, 2. Mission San Jose 83, 3. Moreau 54, 4. Newark Memorial 45, 5. American 41, 6. Washington 33, 7. Irvington 1, Kennedy 0.

100-Kelli White (Logan) 12.08, 2. Wright (Logan) 12.38, 3. Goods-Guidry (Logan) 12.70. 200-Kelli White (Logan) 24.72, 2. Wright (Logan) 25.60, 3. Goods-Guidry (Logan) 26.20. 400-Charlene Baldwin (Logan) 56.60, 2. Lacon (Logan) 59.90. 800-Kasia Nowak (Newark Memorial) 2:22.87. 1,600-Elissa Riedy (Mission San Jose) 5:22.6. 3,200-Elissa Riedy (Mission San Jose) 11:53.5. 100H-Sunshine Peterson (Logan) 14.87, 2. Triggs (Moreau) 15.34, 3. Couvson (American) 15.58, 4. Dale (Logan) 15.82. 300H-Kim Couvson (American) 44.73, 2. Dale (Logan) 44.94, 3. Triggs (Moreau) 46.48, 4. Peterson (Logan) 47.96. 400R-Logan 48.31, 2. Newark Memorial 50.93. 1,600R-Logan 3:56.8, 2. Moreau 4:08.5, 3. Mission San Jose 4:08.8. LJ-Jeanne Wright (Logan) 19-3 1/2, 2. Moyles (Washington) 17-2 1/2, 3. Green (Logan) 17-1. TJ-Hadiya Green (Logan) 36-1 3/4. SP-Stephanie Loggins (Moreau) 37-6.

## Central Coast Section South Trials

Soquel High School, May 15, 1993  
from Burt Davis and Bill Hotchless (Leigh) Boys

100-Jarron Turner (Mt. Pleasant) 10.95, 2. Alvin Harrison (North Salinas) 11.03, 3. Rahsaan Horn (Lincoln) 11.07. 200-Calvin Harrison (North Salinas) 21.36, 2. Alvin Harrison (North Salinas) 21.54, 3. Jack Belmont (Oak Grove) 21.84, 4. Jarron Turner (Mt. Pleasant) 22.28, 5. Todd Smith (San Jose) 22.43. 400-Calvin Harrison (North Salinas) 46.23, 2. Jack Beloney (Oak Grove) 49.36, 3. S. Cole (Silver Creek) 49.37, 4. Todd Smith (San Jose) 49.90. 800-Brandon Mosher (Pioneer) 1:57.64, 2. Joel Martinez (Mt. Pleasant) 1:58.03, 3. Armando Aviles (Lick) 1:58.50, 4. Tom Wallace (King City) 1:58.75. 1,600-Danny Skiric (Gunderson) 4:24.5, 2. Greg Tadey (Silver Creek) 4:24.7, 3. Juan Pinal (Overfelt) 4:26.7. 3,200-Juan Pinal (Overfelt) 9:45.1, 2. Domingo Arevalo (Hollister) 9:45.4, 3. David Chavez (Pioneer) 9:46.9, 4. Luis Granado (North Salinas) 9:49.4. 110H-Nam Duong (Silver Creek) 14.95, 2. Ty Mann (Monterey) 15.12, 3. James Jackson (Oak Grove) 15.17, 4. Race (Soquel) 15.35, 5. Metzner (North Monterey County) 15.41. 300H-Nam Duong (Silver Creek) 38.85, 2. Ty Mann (Monterey) 39.46, 3. Meyer (Santa Cruz) 39.99, 4. Jackson (Oak Grove) 40.15. 400R-North Salinas 42.15, 2. Yerba Buena 42.84. 1,600R-North Salinas 2:17.42, 2. Silver Creek 3:22.39, 3. Mt. Pleasant 3:26.45, 4. Santa Cruz 3:27.49, 5. Yerba Buena 3:27.49.

HJ-Donnell Harris (North Salinas) 6-2. PV-Scott Slover (Leland) 16-5, 2. Mike James (North Monterey County) and Xiang Yong (Mt. Pleasant) 14-6, 4. Nik Whiting (Santa Cruz) 13-6. LJ-Todd Smith (San Jose) 22-5, 2. Ryan McNulty (King City) 22-2 1/4, 3. Powell (Carmel) 22-0 1/2. TJ-Doug Brown (Gund) 45-7, 2. Robert Macias (Hollister) 45-5 1/2, 3. Eric Knight (North Salinas) 44-11. SP-Luke Vilasueva (King City) 53-5, 2. Jason Young (Pied Hills) 53-4, 3. Marc Matock (Palma) 50-7 1/2. DT-Luke Vilasueva (King City) 166-0 1/2, 2. Jason Young (Pied Hills) 160-1.

Girls  
100-Diane Wagner (Independence) 13.01. 200-Vernonica Woods (Independence) 25.32, 2. Tammy Simpson (Overfelt) 25.39, 3. Valerie Walsh (Sal-

nas) 26.01, 4. Crystal Henderson (Lick) 26.26, 5. Edwards (Santa Teresa) 26.29. 400-Vernonica Woods (Independence) 57.31, 2. Tammy Simpson (Overfelt) 57.85, 3. Christine Thompson (Santa Cruz) 58.73, 4. Linda Abdelbaki (Willow Glen) 58.78, 5. Lindsey McDougal (Aptos) 59.30. 800-Lisa Crouch (Aptos) 2:18.78, 2. Meghan Randall (Aptos) 2:19.85, 3. Keanna Collins (Mt. Pleasant) and Christine Stavolone (Presentation) 2:20.60, 5. Tia Christensen (San Lorenzo Valley) 2:20.90, 6. Dawn Fraser (Live Oak) 2:21.77, 7. Julie Ruckriegel (Santa Teresa) 2:22.86, 8. Allyson Wallace (Notre Dame) 2:23.30.

1,600-Debra Bleisch (Silver Creek) 5:15.0, 2. Christine Stavolone (Presentation) 5:16.0, 3. Nicole Silva (Aptos) 5:16.4, 4. Lisa Crouch (Aptos) 5:17.5, 5. Emily Allison (Leland) 5:20.1, 6. Miranda Malson (Santa Catalina) 5:20.8, 7. Carrie Burman (Santa Teresa) 5:20.9, 8. Maria Pleyte (Hollister) 5:21.4. 3,200-Debra Bleisch (Silver Creek) 11:24.5, 2. Maria Pleyte (Hollister) 11:28.2, 3. Nicole Silva (Aptos) 11:34.3, 4. Emily Allison (Leland) 11:38.0, 5. Carrie Burman (Santa Teresa) 11:47.1, 6. Hilary Ferreira (Aptos) 11:52.0, 7. Vi Tran (Santa Teresa) 11:53.0. 100H-Jennifer Odum (Independence) 14.64, 2. T. Dyer (Silver Creek) 15.53, 3. Zee Sullivan (Santa Teresa) 15.73. 300H-Jennifer Odum (Independence) 45.31, 2. Zee Sullivan (Santa Teresa) 47.15, 3. Melanie Cafe (Santa Cruz) 47.23, 4. T. Dyer (Silver Creek) 47.96. 400R-Independence 49.14, 2. Santa Teresa 49.86, 3. Silver Creek 50.28, 4. Santa Cruz 50.46, 5. Aptos 50.60, 6. Mt. Pleasant 50.89, 7. Lick 50.91. 1,600R-Independence 4:02.14, 2. Aptos 4:02.84, 3. Santa Cruz 4:04.94, 4. Overfelt 4:06.04, 5. Santa Teresa 4:09.30.

HJ-Eric Larsen (Carmel) 5-4, 2. Gretchen Jones (North Monterey County) 5-2. LJ-Christine Sherwood (Watsonville) 17-3 1/2, 2. Jennifer Poli (Soquel) 17-1 1/2, 3. Crystal Henderson (Lick) 16-11 1/2, 4. Jenny Warfield (San Lorenzo Valley) 16-9 1/2. TJ-Cindy Pettibon (Gunderson) 36-5 1/2, 2. Christine Sherwood (Watsonville) 35-0. SP-Rebecca Morrison (Presentation) 38-2 1/2, 2. Tyenda Stamps (Mt. Pleasant) 37-2, 3. Kerri Smith (North Monterey County) 36-1, 4. Joann Chism (North Monterey County) 35-7 1/2, 5. Brandi Schmidt (King City) 35-5 1/2. DT-Tyenda Stamps (Mt. Pleasant) 125-2, 2. Monica Sullivan (Watsonville) 123-8, 3. Gina Casares (Aptos) 113-7, 4. Rebecca Morrison (Presentation) 113-3, 5. Angela Bernal (Live Oak) 110-0.

## Central Coast Section North Sub-Section

Los Gatos High School, May 15, 1993  
from Bill Hotchless (Leigh) and Burt Davis Boys

100 Section 1-Jason Issac (Los Gatos) 10.92, 2. Roy Baker (Serra) 11.13. 100 Section 2-Shon Lewis (Wilcox) 10.71, 2. Brent Vartan (Menlo-Atherton) 10.82, 3. Delia O'Neal (Milpitas) 11.11. 100 Section 3-Billy Still (Menlo-Atherton) 10.84. 200 Section 1-Shon Lewis (Wilcox) 21.78. 200 Section 2-Jason Issac (Los Gatos) 22.01, 2. Koff Simpson (Wilcox) 22.21. 200 Section 3-Brent Vartan (Menlo-Atherton) 21.97, 2. Dominique Neal (Sacred Heart, San Francisco) 22.24, 3. Dave Patterson (Archbishop Mitty) 22.33, 4. Delta O'Neal (Milpitas) 22.43.

400 Section 1-Dominique Neal (Sacred Heart, S.F.) 50.26. 400 Section 2-Charles Felton (Westmoor) 49.21, 2. Koff Simpson (Wilcox) 49.77.

800 Section 1-Mike Powers (Fremont) 1:56.5. 800 Section 2-Simon Brown (Aragon) 1:56.7, 2. Robert Stewart (Del Mar) 1:58.0. 800 Section 3-Jason Williams (Gunn) 1:58.5, 2. Julio Flores (Fremont) 1:58.1.

1,600 Section 2-Tom Becker (Bellarmine) 4:22.4, 2. Dan Boehle (Serra) 4:22.4, 3. Todd

Dando (Bellarmine) 4:24.1, 4. Doug Ellington (Milpitas) 4:24.3, 5. Tony Nash (San Mateo) 4:25.5, 6. Mark Tompkins (Gunn) 4:26.3.

3,200-Jason Balkman (Lynbrook) 9:42.2, 2. Arnold Song (Bellarmine) 9:46.6, 3. Neil Harder (Gunn) 9:49.0.

110H Section 1-Henry Barnhill (Mountain View) 14.9. 110H Section 2-Bill Naivau (Fremont) 14.9, 2. Dan Nord (Los Altos) 15.0. 110H Section 3-Coke Edmon (Bellarmine) 14.8.

300H Section 1-Coke Edmon (Bellarmine) 39.64. 300H Section 2-Ricky Velasco (Bellarmine) 40.27. 300H Section 3-Henry Barnhill (Mountain View) 39.64.

400R Section 1-Wilcox 42.4. 400R Section 2-Menlo-Atherton 42.5, 2. Homestead 43.1. 400R Section 3-St. Francis 42.9, 2. Serra 43.4.

1,600R Section 1-Westmoor 3:25.56, 2. Bellarmine 3:25.64, 3. Gunn 3:25.68. 1,600R Section 2-St. Francis 3:27.04, 2. Monte Vista 3:27.21.

1,600R Section 3-Wilcox 3:23.91, 2. Del Mar 3:25.54, 3. Sacred Heart, S.F. 3:25.76.

HJ-Lavelle Beloney (Del Mar) 6-8, 2. Andy Riichen (St. Ignatius) 6-6, 3. Ed McGhee (Del Mar) 6-6, 4. Chris Shaw (St. Francis) 6-4, 5. Brendon Zeldner (Bellarmine) 6-4, 6. Eric Newman (Wilcox) 6-4.

PV-Brandon Vance (Los Gatos) 15-8, 2. Tom Ryan (Bellarmine) 15-4, 3. Jason Hinkin (St. Francis) 14-8, 4. Jim Watson (St. Ignatius) 13-6.

LJ-Joe Newsum (Los Altos) 23-0, 2. Dini Wang (Los Altos) 22-6, 3. Jeff Nord (Los Altos) 22-4, 4. Charles Felton (Westmoor) 22-2, 5. Nabe Chiappa (Cupertino) 22-1, 6. Francis Mouttes (Serra) 21-9, 7. Chris Bryer (Saratoga) 21-9, 8. Kelly Grogan (Lynbrook) 21-9.

TJ-Dan Nord (Los Altos) 46-4, 2. Chris Byrer (Saratoga) 44-5.

SP-Chris DeMartini (St. Ignatius) 55-4, 2. Ryan Marcox (Los Gatos) 52-7 1/2, 3. Scott Bein (St. Francis) 51-7, 4. Kevin Berks (Lynbrook) 50-6 3/4, 5. Ernie Toft (Jefferson) 50-0 3/4.

DT-Scott Bein (St. Francis) 166-4, 2. Chris DeMartini (St. Ignatius) 161-5, 3. Hyok Choe (Milpitas) 148-1.

Girls  
100 Section 1-Kim Hay (Los Gatos) 12.34, 2. Lee-May Huang (Lynbrook) 12.71. 100 Section 2-Lisa Biltner (Leigh) 12.11, 2. Shawna Jenkins (Del Mar) 12.13, 3. Demetria Lockridge (Westmoor) 12.54. 100 Section 3-Sommer Washington (St. Ignatius) 12.37, 2. Shavonne Jennings (Woodside) 12.62, 3. Valerie Fleming (Hillsdale) 12.67.

200 Section 1-Shawna Jenkins (Del Mar) 24.85, 2. Lisa Biltner (Leigh) 25.22, 3. Demetria Lockridge (Westmoor) 26.04.

200 Section 2-Kim Hay (Los Gatos) 25.60, 2. Lee-May Huang (Lynbrook) 25.89. 200 Section 3-Sylvia Pieslak (Menlo-Atherton) 25.52, 2. Tisha Ponder (Del Mar) 26.05, 3. Kamila Williams (Sacred Heart, San Francisco) 26.27.

400 Section 1-Sylvia Pieslak (Menlo-Atherton) 58.16, 2. Brandy Jones (Westmoor) 59.11. 400 Section 2-Lisa Chew (Lynbrook) 58.54, 2. Tisha Ponder (Del Mar) 59.06, 3. Liz Morton (Los Gatos) 1:00.17. 400 Section 3-Kamila Williams (Sacred Heart, San Francisco) 59.64.

800 Section 1-Kathy Morse (Mills) 2:21.28, 2. Laura Dammalmaier (St. Francis) 2:22.40. 800 Section 2-Kim Janice (Palo Alto) 2:22.29, 2. Annik Iverson (St. Francis) 2:23.49. 800 Section 3-Ann Baldelli (St. Ignatius) 2:22.49.

1,600 Section 1-Janice Kim (Palo Alto) 5:15.7, 2. Miranda Middlecott (Los Gatos) 5:17.4, 3. Stephanie Hovanick (Lynbrook) 5:17.8, 4. Claire Ryan (Archbishop Mitty) 5:21.1. 1,600 Section 2-Ann Baldelli (St. Ignatius) 5:20.2, 2. Lisa Renteria (Westmoor) 5:20.5.

3,200-Danielle Dekker (St. Ignatius) 11:18.8, 2. Laura Sandoval (St. Ignatius) 11:30.0, 3. Domitilla Torrens (St. Francis) 11:30.9, 4. Miranda Middlecott (Los Gatos) 11:35.7, 5. Rachele Thomas

(Leigh) 11:44.7, 6. Anne Nashimoto (San Mateo) 11:47.0, 7. Eliza Gaenger (St. Ignatius) 11:50.5.

100H Section 1-Denita Timberlake (Del Mar) 15.71, 2. Kim Veeder (Los Gatos) 16.00. 100H Section 2-Gina Oeuguera (St. Francis) 15.21, 2. Shauna Buchanan (Santa Clara) 15.73. 100H Section 3-Rachel Feinberg (Palo Alto) 16.03.

300H Section 1-Kim Veeder (Los Gatos) 45.74. 300H Section 2-Denita Timberlake (Del Mar) 47.09.

400R Section 1-Los Gatos 49.16, 2. St. Francis 50.03. 400R Section 2-Del Mar 49.78, 2. Lynbrook 50.14, 3. Archbishop Mitty 50.85. 400R Section 3-St. Ignatius 48.917, 2. Westmoor 49.35, 3. Leigh 50.44.

1,600R Section 1-Lynbrook 4:02.4. 1,600R Section 2-Los Gatos 4:03.5, 2. St. Ignatius 4:05.1.

1,600R Section 3-Del Mar 4:07.0, 2. Westmoor 4:08.8.

HJ-Amy Chelli (Los Altos) 5-6, 2. Tina Farnady (Los Gatos) 5-4, 3. Erin Duffey (St. Francis) 5-4, 4. Michele Ghiggia (Mills) 5-4, 5. Ingrid Bekkers (Los Gatos) 5-2, 6. Lindsey Anderson (Palo Alto) 5-2.

LJ-Heather Marlow (Gunn) 17-8, 2. Stacy Snow (St. Francis) 17-7, 3. Kristen Kempe (Homestead) 17-5, 4. Gina Oeuguera (St. Francis) 17-4 1/4, 5. Michelle Wood (St. Francis) 17-3, 6. Carol Trauner (St. Ignatius) 17-2, 7. R. Emery (Menlo) 16-9, 8. Stasia Bochnowski (Menlo-Atherton) 16-9.

TJ-Gina Oeuguera (St. Francis) 36-4 1/2, 2. Kim Tripplett (Aragon) 36-2 1/2, 3. Nicole Dobroski (St. Ignatius) 35-9 1/2, 4. Janet Wu (Monte Vista) 35-5, 5. Jakara Stewart (Archbishop Mitty) 35-3, 6. Stacy Snow (St. Francis) 35-2 3/4.

SP-Christina Etuale (Jefferson) 39-0, 2. Charlene Bower (Gunn) 37-7 1/2, 3. Mary Atoe (Jefferson) 36-1.

DT-Dawn Talley (Los Gatos) 116-1.

## East Shore Athletic League St. Mary's High School, Berkeley, May 15.

Boys Teams-1. St. Mary's 193, 2. Bishop O'Dowd 123, 3. Piedmont 82, 4. Encinal 50, 5. St. Elizabeth's 28, 6. Alameda 26, 7. Richmond 12. 100-Dan Stephens (Bishop O'Dowd) 10.8. 400-Doug Boyd (St. Mary's) 49.1, 2. Marlon Monroe (St. Mary's) 49.7. 800-Jon Evans Hornsby (St. Mary's) 1:54.5, 2. Rogin (Piedmont) 1:55.4, 3. Chris Low (St. Mary's) 1:56.2. 3,200-Steve Brown (Piedmont) 9:48.7. 110H-Anthony Montgomery (St. Mary's) 14.6, 2. Brandon Coker (St. Mary's) 14.8. 300H-Brandon Coker (St. Mary's) 39.4. 400R-St. Mary's 42.9. 1,600R-St. Mary's 3:20.5. HJ-Jeff Bond (Piedmont) 6-4. SP-Ihsan Warren (St. Mary's) 52-5.

Girls Teams-1. Bishop O'Dowd 206, 2. Alameda 65, 3. Richmond 57, 4. Piedmont 55, 5. Holy Names 49, 6. St. Elizabeth 21, 7. Encinal 6, 8. (Ie) Salesian and St. Joseph 1.

100-Bisa Grant (Bishop O'Dowd) 11.6, 2. Jackson (Richmond) 12.4. 200-Bisa Grant (Bishop O'Dowd) 24.5, 2. Crystal Miles-Threat (Bishop O'Dowd) 25.7, 3. Turisha Bennett (Bishop O'Dowd) 25.9. 400-Crystal Miles-Threat (Bishop O'Dowd) 58.9, 2. Candace Miles-Threat (Bishop O'Dowd) 58.8. 800-Mesha Marzell (Bishop O'Dowd) 2:19.1, 2. Candace Miles-Threat (Bishop O'Dowd) 2:19.4, 3. Arjelica Randall (Bishop O'Dowd) 2:19.6, 4. Jessica McCool (Piedmont) 2:20.9. 1,600-Arjelica Randall (Bishop O'Dowd) 5:15.2, 2. Jessica McCool (Piedmont) 5:17.8, 3. Saleta (Bishop O'Dowd) 5:21.6.

3,200-Saleta (Bishop O'Dowd) 11:53.8. 100H-Bisa Grant (Bishop O'Dowd) 14.5, 2. Ayana Grant (Bishop O'Dowd) 15.1. 300H-Ayana Grant (Bishop O'Dowd) 47.2. 400R-Bishop O'Dowd 48.2. 1,600R-Bishop O'Dowd 4:03.0, 2. Holy Names 4:06.1.

TJ-Kendra Johnson (Bishop O'Dowd) 35-0 1/2.

# California Track and Cross Country COACHES ALLIANCE

## Academic Athletic Association

**Kezar Stadium, May 20, 1993**

**Boys**—McAteer 93, Mission 5, Newcomer 0.

**400**—Walter Smith (McAteer) 50.1. **400R**—

McAteer 43.2.

**Girls**—McAteer 29, Mission 21, Newcomer 13.

**LJ**—Johnson (McAteer) 17.4.

## Sac-Joaquin South Sub-Section

**Modesto Junior College, May 21, 1993**

**From Mac Powell (Modesto)**

**Boys Teams**—Merced 109, 2. Atwater 54, 3. Sonora 33, 4. Franklin 30, 5. East Union 28.

**100**—Anthony Volsan (Merced) 10.54, 2. Lindsey McDonald (Merced) 10.55, 3. Willie Jones (Franklin) 10.74, 4. Andre Horace (Edison) 11.04, 5. Brett Bean (Merced) 11.09, 6. Zack Bendix (Sonora) 11.11.

**200**—Anthony Volsan (Merced) 21.18, 2. Lindsey McDonald (Merced) 21.44, 3. Willie Jones (Franklin) 21.74, 4. Demetrius Snaer (East Union) 21.96, 5. Zack Bendix (Sonora) 22.42.

**400**—Demetrius Snaer (East Union) 49.20, 2. Dennis Young (Atwater) 50.15.

**800**—Brian Wilkinson (Merced) 1:57.63, 2. Eric Caldwell (Merced) 1:58.91.

**1,600**—Brian Wilkinson (Merced) 4:22.11.

**3,200**—Rod Freitas (Beyer) 9:41.83, 2. Alejandro Ramirez (Stagg) 9:43.23, 3. Mat Batchelor (Merced) 9:44.39.

**110H**—Reuben Parrish (Atwater) 14.82, 2. Eric Imhoff (Patterson) 15.03, 3. Walton (Livingston) 15.19, 4. Paul Valot (Turlock) 15.30, 5. Bryan Yandell (Turlock) 15.40.

**300H**—Reuben Parrish (Atwater) 39.47, 2. Chris Ramsey (Lincoln) 39.70, 3. John Welch (Merced) 39.96, 4. Dan Van Staaveren (Ripon) 40.27, 5. Diaz (Los Banos) 40.38, 6. Paul Valot (Turlock) 40.49.

**400R**—Merced 41.76, 2. Franklin 42.88, 3. Edison 43.45, 4. East Union 43.61.

**1,600R**—Merced 3:22.41, 2. East Union 3:22.43, 3. Manteca 3:26.17, 4. Bear Creek 3:26.43.

**HJ**—Nik Vedejs (Gustine) 6-4.

**PV**—Tye Harvey (Sonora) 15-6, 2. John Fritz (Lodi) 14-0, 3. Bill Walter (Tokay) 14-0, C. Strade (Turlock) 14-0.

**TJ**—Lavelle Brown (Franklin) 45-7 1/4, 2. Terrence Muldrow (Atwater) 45-0, 3. Ken Tate (Tokay) 44-7 1/2, 4. Anthony Laybe (Edison) 44-4 3/4.

**SP**—Billy Bush (Downey) 52-6 1/2.

**DT**—Tyler Epting (Davis) 169-9, 2. Angel Rubion (Ceres) 168-3, 3. Billy Bush (Downey) 165-11, 4. Jason Bonora (Hughson) 151-9, 5. Nelson (Sonora) 150-4.

**Girls Teams**—Franklin 82, 2. Downey 78, 3. Atwater 53, 4. Sonora 29.

**100**—Tonya Jones (Franklin) 12.36, 2. Rochelle Hogans (Downey) 12.56, 3. Tanya Ryals (Manteca) 12.61, 4. Piler Arroyo (Tracy) 12.62.

**200**—Tonya Jones (Franklin) 25.52, 2. Reyna Hill (Tokay) 25.80, 3. Rochelle Hogans (Downey) 25.81.

**400**—Patrina Hall (Franklin) 57.92, 2. Reyna Hill (Tokay) 58.37, 3. Alice Lyon (East Union) 58.78, 4. Falana Wyatt (Franklin) 59.48, 5. Summer Meservy (Tracy) 59.52, 6. Melba Watson (Atwater) 1:00.05.

**800**—JoAnna Cerri (Downey) 2:16.44, 2. Irene Hobbs (Atwater) 2:18.46.

**1,600**—JoAnna Cerri (Downey) 5:11.76, 2. Grace Durnell (Merced) 5:16.74.

**3,200**—Grace Durnell (Merced) 11:47.04.

**100H**—Lori Hines (Oakdale) 15.37, 2. Katrina Hall (Franklin) 15.41, 3. Andrea Felton (Tokay) 15.61, 4. Bobbie Beason (Davis) 15.64, 5. Crivello

(BC) 15.70, 6. Lisa Stefanal (Lincoln) 16.00.

**300H**—Katrina Hall (Franklin) 46.60.

**400R**—Franklin 48.96, 2. Tracy 49.38, 3. Mariposa 49.67, 4. East Union 50.12, 5. Downey 50.23, 6. Manteca 50.60.

**1,600R**—Atwater 4:03.14, 2. Mariposa 4:05.56, 3. Downey 4:06.90, 4. Turlock 4:08.59, 5. Tokay 4:08.88.

**HJ**—Lemont (Ceres) 5-4.

**TJ**—Katrina Hall (Franklin) 37-1, 2. Jessica Renton (Downey) 36-9 1/2, 3. Angela Orlando (Lindhurst) 36-7 3/4, 4. Jennifer Test (Bret Harte) 35-8, 5. Julie Bates (Davis) 35-4, 6. Shelley Hill (Beyer) 35-2 1/4.

**SP**—Chelsea Stephens (Atwater) 41-0, 2. Staci Darden (Sonora) 35-7 3/4.

**DT**—Suzy Powell (Downey) 172-9, 2. Staci Darden (Sonora) 145-4, 3. Chelsea Stephens (Atwater) 127-6, 4. Jennifer O'Neill (Lodi) 118-1, 5. Casey Jones (Lincoln) 117-5, 6. Melody Mackay (Beyer) 113-0.

**North Coast Section 3A Trials**

**Petaluma, May 21, 1993**

**Boys**

**100**—Lance Smith (Pinole Valley) 10.78, 2. Marvin Love (Washington) 10.86, 3. Chris Stevens (Rancho Colate) 10.91.

**200**—DeShawn Williams (Logan) 22.32, 2. Laivan Coleman (El Cerrito) 22.33, 3. Jared Wilson (Montgomery) 22.34, 4. Brian Mahan (Piner) 22.37, 5. Chris Stevens (Rancho Colate) 22.48.

**110H**—Byron Casey (American) 14.12, 2. Doug Ridge (American) 14.22, 3. Josh Heady (Ukiah) 14.96, 4. Trevor Price (Cardinal Newman) 15.36.

**400R**—Logan 43.52, 2. El Cerrito 43.54.

**LJ**—Del Brown (Livermore) 23-7, 2. Wright (El Cerrito) 22-3 3/4, 3. Sean Lucas (Washington) 22-1 3/4, 4. Josh Heady (Ukiah) 21-11 3/4, 5. Shayne Hanks (Piner) 21-10, 6. Marvin Love (Washington) 21-9.

**SP**—Travis Nutter (Amador Valley) 50-5.

**DT**—Travis Nutter (Amador Valley) 165-5, 2. Chris Loercher (Antioch) 158-5, 3. Matt Aune (Santa Rosa) 155-6, 4. Regan Upshaw (Pittsburg) 152-4, 5. Roger Loucks (Montom) 151-7.

**Girls**

**100**—Kelli White (Logan) 12.26, 2. Jernae Wright (Logan) 12.30, 3. Christi Barefield (California) 12.33, 4. Cindy Gryniwicz (Granada) 12.56, 5. Nequita Goods-Guidry (Logan) 12.60.

**200**—Latasha Gilliam (Pittsburg) 24.49, 2. Kelli White (Logan) 25.28, 3. Jernae Wright (Logan) 26.16, 4. Tiffany Roberts (Carondelet) 26.16, 5. Christi Barefield (California) 26.29.

**400**—Latasha Gilliam (Pittsburg) 56.34, 2. Tiffany Roberts (Carondelet) 58.31, 3. Charlene Baldwin (Logan) 59.33.

**800**—Lisa Morrison (Amador Valley) 2:23.08.

**100H**—Sunshinne Peterson (Logan) 14.59, 2. Jenny Berrien (Berkeley) 14.65, 3. Kim Couvson (American) 14.73, 4. Mariel Triggs (Moreau) 15.15, 5. Nicki Henkels (Santa Rosa) 15.24, 6. Monique Dale (Logan) 15.26, 7. Patty Tate (Montgomery) 15.72, 8. Nneka Black (El Cerrito) 15.75.

**300H**—Kim Couvson (American) 45.62, 2. Monique Dale (Logan) 46.19, 3. Sunshinne Peterson (Logan) 46.26, 4. Nicki Henkels (Santa Rosa) 47.23, 5. Mariel Triggs (Moreau) 47.40, 6. Jenny Berrien (Berkeley) 47.61, 7. Liz Pappas (Amador Valley) 48.01.

**400R**—Logan 48.76, 2. Pittsburg 50.34, 3. Newark Memorial 50.68, 4. American 50.78, 5. Berkeley 50.88, 6. Ursuline 50.88.

**1,600R**—Logan 4:02.92, 2. Amador Valley 4:06.05, 3. Mission San Jose 4:07.88, 4. Pittsburg 4:09.91.

**LJ**—Jernae Wright (Logan) 18-2 1/4, 2. Nicole McAllister (Clayton Valley) 17-9, 3. Carey

Moyes (Washington) 17-6.

**TJ**—Hadiya Green (Logan) 36-9 3/4, 2. Carey Moyes (Washington) 36-9 1/4, 3. Andrea Lascon (Logan) 36-0 3/4, 4. Christine Brockett (Antioch) 35-10, 5. Alicyn Chappelle (Logan) 35-7, 6. Kim Davis (Amador Valley) 35-0 3/4.

**SP**—Kirstin Heaston (Ygnacio Valley) 48-8 3/4, 2. Coreen De Los Santos (Ukiah) 39-9 1/2, 3. Karin McCall (Santa Rosa) 39-8, 4. Nicole Brooks (Berkeley) 38-1 1/2, 5. Stephanie Loggins (Moreau) 36-11 1/4, 6. Desiree Adams (Pittsburg) 35-5 1/4, 7. Tia Anderson (Clayton Valley) 35-5.

**DT**—Tia Anderson (Clayton Valley) 120-5, 2. Karin McCall (Santa Rosa) 118-3, 3. Melissa Cenizal (Clayton Valley) 115-6.

**North Coast Section 3A Finals**

**Petaluma High School, May 22, 1993**

**Boys Teams**—Montgomery 40, 2. Amador Valley, Logan, and Livermore 39, 5. American 34, 6. Washington 32, 7. El Cerrito 30, 8. Monte Vista 29, 9. Cardinal Newman 25, 10. Newark Memorial, Piner, and Pittsburg 22, 13. De La Salle 20, 14. Ukiah 17, 15. Antioch, Berkeley, and San Ramon 13, 18. Santa Rosa 9, 19. California and Pinole Valley 8, 21. Foothill and Ygnacio Valley 6, 23. Irvington 4, 24. Rancho Colate 3, 25. Moreau 2, 26. Mission San Jose 1.

Top seven qualify for Meet of Champions.

**100**—Marvin Love (Washington) 10.87, 2. Lance Smith (Pinole Valley) 10.91, 3. Jared Wilson (Montgomery) 11.02, 4. Sean Lucas (Washington) 11.04, 5. Angelo Betolucci (Livermore) 11.05.

**200**—Jared Wilson (Montgomery) 22.24, 2. Laivan Coleman (El Cerrito) 22.48.

**400**—John Lockard (Logan) 49.06, 2. Laivan Coleman (El Cerrito) 49.41, 3. Brian Mahan (Piner) 50.36.

**800**—Josh Dorris (Montgomery) 1:59.42.

**1,600**—Mike Prindiville (De La Salle) 4:17.64, 2. Josh Hinkle (Montgomery) 4:19.26, 3. Dave Braden (Amador Valley) 4:19.92, 4. Brock Tessman (Monte Vista) 4:22.23, 5. Chris Maier (Amador Valley) 4:23.72, 6. Aaron Richburg (Logan) 4:24.80, 7. Zach Barrett (Santa Rosa) 4:25.55.

**3,200**—Mike Prindiville (De La Salle) 9:36.08, 2. Steve Immel (Livermore) 9:37.59, 3. Dave Braden (Amador Valley) 9:41.06, 4. Aaron Daniel (Livermore) 9:41.96, 5. Mike Byroads (Antioch) 9:49.86.

**110H**—Doug Ridge (American) 14.59, 2. Trevor Price (Cardinal Newman) 15.27, 3. Josh Heady (Ukiah) 15.29.

**300H**—Byron Casey (American) 38.70, 2. Mark McDonald (American) 39.75, 3. Rob Walling (Foothill) 39.76, 4. Kenny Mitchell (Ygnacio Valley) 40.20, 5. Doug Ridge (American) 40.32.

**400R**—Logan 42.86, 2. El Cerrito 42.93, 3. Washington 43.51, 4. Livermore 43.58.

**1,600R**—Logan 3:21.69, 2. Berkeley 3:23.34, 3. El Cerrito 3:24.67.

**HJ**—Greg Walker (Pittsburg) 6-8, 2. Casey Turner (Monte Vista) 6-6.

**PV**—Dan Niederjohn (Newark Memorial) 14-4, 2. Dan Short (Livermore) 13-6, 3. Chris Kennedy (Monte Vista) 13-6, 4. Tom Ahern (San Ramon Valley) 13-6.

**LJ**—Del Brown (Livermore) 22-4 3/4, 2. Cletus Coffey (Cardinal Newman) 22-1 3/4, 3. Josh Heady (Ukiah) 21-10 1/4.

**TJ**—Drew Harril (Washington) 44-5 1/2.

**SP**—Travis Nutter (Amador Valley) 51-9, 2. Trevor Price (Cardinal Newman) 49-7, 3. Tony Vasquez (Newark Memorial) 49-7.

**DT**—Travis Nutter (Amador Valley) 171-2, 2. Matt Aune (Santa Rosa) 159-11, 3. Roger Loucks (Montgomery) 154-10, 4. Chris Loercher (Antioch) 154-6, 5. Regan Upshaw (Pittsburg) 152-2.

**Girls Teams**—Logan 133, 2. Amador Valley 49, 3. Clayton Valley 30, 4. Pittsburg 29, 5. Mission San

Jose 25, 6. Carondelet 23, 7. Ygnacio Valley 20, 8. Berkeley 19, 9. American, Santa Rosa, and Washington 16, 12. Rancho Colate and Ursuline 12, 14. Moreau 11, 15. California 10, 16. Granada 9, 17. Foothill, Monte Vista, and Ukiah 8, 20. Montgomery 6, 21. Antioch 5, 22. El Cerrito, Newark Memorial, and San Ramon Valley 1.

**100**—Kelli White (Logan) 12.17, 2. Christi Barefield (California) 12.29, 3. Jernae Wright (Logan) 12.46, 4. Tomiye Bell (Ursuline) 12.72.

**200**—Latasha Gilliam (Pittsburg) 24.56, 2. Kelli White (Logan) 24.68, 3. Jernae Wright (Logan) 25.86, 4. Tiffany Roberts (Carondelet) 26.06, 5. Christi Barefield (California) 26.11.

**400**—Latasha Gilliam (Pittsburg) 56.92, 2. Charlene Baldwin (Logan) 57.60, 3. Tiffany Roberts (Carondelet) 58.05.

**800**—Michelle Muehling (Amador Valley) 2:15.40, 2. Rachelle Kintzer (Monte Vista) 2:17.15, 3. Pamela Richardson (Montgomery) 2:17.55, 4. Sarah Freburg (Clayton Valley) 2:20.35, 5. Lisa Morrison (Amador Valley) 2:21.37, 6. Ashley Monahan (Amador Valley) 2:21.74, 7. Kasia Nowak (Newark Memorial) 2:22.96.

**1,600**—Michelle Muehling (Amador Valley) 5:13.93, 2. Elissa Reidy (Mission San Jose) 5:14.38, 3. Carolyn Colyar (Carondelet) 5:18.57, 4. Nicole Milne (Amador Valley) 5:18.98, 5. Lori Reidy (Mission San Jose) 5:19.89, 6. Maggie Valterova (Rancho Colate) 5:20.43.

**3,200**—Heather Wallace (Clayton Valley) 11:17.40, 2. Marisa Daniel (Granada) 11:32.36, 3. Magdalena Valterova (Rancho Colate) 11:33.66, 4. Elissa Reidy (Mission San Jose) 11:38.77, 5. Lori Reidy (Mission San Jose) 11:40.89, 6. Katie Owen (Carondelet) 11:43.20, 7. Megan Reeder (Santa Rosa) 11:50.79.

**100H**—Sunshinne Peterson (Logan) 14.87, 2. Jenny Berrien (Berkeley) 15.04, 3. Mariel Triggs (Moreau) 15.31, 4. Monique Dale (Logan) 15.32, 5. Kim Couvson (American) 15.67, 6. Patty Tate (Montgomery) 15.99.

**300H**—Kim Couvson (American) 45.36, 2. Monique Dale (Logan) 46.63, 3. Liz Pappas (Amador Valley) 47.58, 4. Nicki Henkels (Santa Rosa) 47.91, 5. Mariel Triggs (Moreau) 47.98.

**400R**—Logan 48.16, 2. Pittsburg 50.19, 3. Ursuline 50.71.

**1,600R**—Logan 3:59.01, 2. Amador Valley 4:04.03, 3. Carondelet 4:05.43, 4. Mission San Jose 4:06.41, 5. Moreau 4:08.43.

**HJ**—Alicyn Chappelle (Logan) 5-4, 2. Fawn Adams (Washington) 17-3 1/2.

**LJ**—Jernae Wright (Logan) 17-8, 2. Carey Moyes (Washington) 17-3 1/2.

**TJ**—Hadiya Green (Logan) 37-3, 2. Carey Moyes (Washington) 36-6 1/2, 3. Alicyn Chappelle (Logan) 36-2 1/2, 4. Andrea Lascon (Logan) 36-1 1/2, 5. Kim Davis (Amador Valley) 35-8 3/4.

**SP**—Kirstin Heaston (Ygnacio Valley) 48-5 1/2, 2. Coreen De Los Santos (Ukiah) 40-8, 3. Karin McCall (Santa Rosa) 40-7 3/4, 4. Nicole Brooks (Berkeley) 39-2, 5. Tia Anderson (Clayton Valley) 37-5 1/4, 6. Stephanie Loggins (Mor) 35-11 3/4.

**DT**—Kirstin Heaston (Ygnacio Valley) 139-11, 2. Melissa Cenizal (Clayton Valley) 115-5, 3. Karin McCall (Santa Rosa) 115-0.

**North Coast Section 2A Finals**

**College of Marin, Kentfield, May 22, 1993**

**Boys Teams**—St. Mary's 100 1/2, 2. Fortuna 39 1/2, 3. Bishop O'Dowd 33, 4. Benicia 30, 5. San Leandro 26, 6. Piedmont 25, 7. De Anza 24, 8. Eureka and Drake 19, 10. Castro Valley 18, 11. Marín Catholic and Mt. Eden 16, 13. Mt. Diablo, Encinal, and Redwood 12.

Top seven qualify for the Meet of Champions.

**100**—Dee Monokla (De Anza) 10.99, 2. Daniel

# California Track and Cross Country COACHES ALLIANCE

Stevens (Bishop O'Dowd) 11.07, 3. Jimmy Pham (Mt. Diablo) 11.13, 200--Marlon Monroe (St. Mary's) 22.43, 400--Marlon Monroe (St. Mary's) 49.88, 2. Jesse Hunt (Fortun) 49.94, 3. Doug Boyd (St. Mary's) 50.37, 4. Danny Strieff (Campolindo) 50.46, 800--Josh Quintal (Fortuna) 1:55.10, 2. Jon Evan Hornsby (St. Mary's) 1:56.02, 3. Colin Dean (Bishop O'Dowd) 1:56.49, 4. Josh Rogin (Piedmont) 1:58.41, 5. Roy Murphy (Tamalpais) 1:58.58, 6. Jason Clark (San Marin) 1:58.69, 7. Chris Loh (St. Mary's) 1:58.83.

1,600--Alex Teakel (Bishop O'Dowd) 4:22.51, 2. Matt Creason (Eureka) 4:23.15, 3. Rich Esponada (Casa Grande) 4:26.51, 4. John Atwood (Castro Valley) 4:27.08, 3,200--Matt Creason (Eureka) 9:43.99, 2. Steve Brown (Piedmont) 9:48.11, 3. John Atwood (Castro Valley) 9:49.16, 1100H--Anthony Montgomery (St. Mary's) 14.95, 2. Brandon Cober (St. Mary's) 15.15, 3. Jimmi Banks (San Leandro) 15.21, 300H--Brandon Cober (St. Mary's) 40.10, 2. Mike Cuglietta (Northgate) 40.30, 400R--Benicia (Bunk Sherman, Kevin Simmons, Nimoy Triplett, Cleveland Etter) 43.39, 2. St. Mary's 43.58, 3. De Anza 43.59, 1,600R--St. Mary's 3:23.06, 2. Fortuna 3:23.68, 3. Bishop O'Dowd 3:25.60.

HJ--Jeff Bond (Piedmont) 6-6, PV--Rene Loraine (Petaluma) 13-0, LJ--Sean Williams (Drake) 22-8 1/2, 2. Jimmi Banks (San Leandro) 22-7, 3. Derrick Mitchell (Mt. Eden) 22-4 1/2, TJ--Derrick Mitchell (Mt. Eden) 47-9 1/2, 2. Sean Williams (Drake) 45-3 3/4, 3. Jimmi Banks (San Leandro) 44-10 3/4, SP--Mark Yancey (Marin Catholic) 54-0 1/2, 2. Ishan Warren (St. Mary's) 53-2 3/4, DT--Clint Duey (Fortuna) 154-9, 2. Ishan Warren (St. Mary's) 149-6 3/4.

Girls Teams--Bishop O'Dowd 123, 2. Acalanes 32, 3. Sonoma Valley 25, 4. Benicia 24, 5. Eureka 22, 6. College Park 20, 7. Las Lomas, Northgate, Fortuna, and El Molina 18, 11. Campolindo 16, 12. Alhambra 15, 13. Piedmont 14, 14. Novato 12, 15. Liberty and Del Norte 8.

100--Bisa Grant (Bishop O'Dowd) 11.94, 2. Keeta Zimmerman (Eureka) 12.48, 3. Amber Zak (Healdsburg) 12.62, 200--Bisa Grant (Bishop O'Dowd) 24.68, 2. Crystal Miles-Threat (Bishop O'Dowd) 26.01, 3. Turshika Bennett (Bishop O'Dowd) 26.24, 400--Crystal Miles-Threat (Bishop O'Dowd) 57.49, 800--Miesha Marzell (Bishop O'Dowd) 2:15.05, 2. Vicky Fleschner (Fortuna) 2:18.02, 3. Crissy O'Brien (Northgate) 2:18.50, 4. Candace Miles-Threat (Bishop O'Dowd) 2:19.76, 5. Arjelica Randall (Bishop O'Dowd) 2:20.06, 6. Veronica Harrah (Sonoma Valley) 2:20.80.

1,600--Alison Lambert (Northgate) 5:10.84, 2. Angelica Randall (Bishop O'Dowd) 5:11.46, 3. Jessica McCool (Piedmont) 5:13.60, 4. Melanie Melara (College Park) 5:19.87, 3,200--Sara Jakel (Sonoma Valley) 11:32.77, 2. Jessica McCool (Piedmont) 11:32.99, 3. Erin O'Brien (Campolindo) 11:43.85, 4. Catherine Venables (Alameda) 11:45.33, 5. Melanie Melara (College Park) 11:51.50, 100H--Bisa Grant (Bishop O'Dowd) 14.44, 2. Ayana Grant (Bishop O'Dowd) 15.03, 3. Nikki Galvan (Benicia) 15.10, 4. Kristen Palmer (Petaluma) 15.67, 5. Traci Banks (Alhambra) 15.80, 6. Lisa Bell (Liberty) 15.85, 300H--Nikki Galvan (Benicia) 45.85, 2. Ayana Grant (Bishop O'Dowd) 45.89, 3. Lisa Bell (Liberty) 48.00.

400R--Acalanes (Shannon Rogers, Jill Armstrong, Grace Upshaw, Michelle Cheryl) 50.29, 1,600R--Bishop O'Dowd 4:00.76.

HJ--Jamilla Churchill (Bishop O'Dowd) 5-8, 2. Traci Banks (Alhambra) 5-3, 3. Erin Nichols (Acalanes) 5-3, 4. Jennifer Anderson (Del Norte) 5-2, 5. Courtney Prevost (Fortuna) 5-2, LJ--Grace Upshaw (Acalanes) 17-4 3/4, 2. Deshena Childs (College Park) 16-11, 3. Kendra Johnson (Bishop O'Dowd) 16-10 1/4, TJ--Keeta Zimmerman (Eureka) 35-1 1/2 (second best jump: 35-1), 2. Kendra Johnson (Bishop O'Dowd) 35-1 1/2 (34-9), SP--Nikki DeWitt (Petaluma) 37-9 1/2, 2. Michele Reis

(El Molino) 35-6 1/2, 3. Kristen Gabbard (Novato) 35-3 1/4, DT--Robyn Flynn (Fortuna) 129-0, 2. Michelle Reis (El Molino) 118-0, 3. Kristen Gabbard (Novato) 113-1.

## North Coast Section A Finals

Mendocino College, May 22, 1993

### Boys

HJ--Lincoln Gores (St. Bernards) 6-4, PV--Jeremy Shull (Willits) 14-1 meet record.

### Girls

100--Tamika Brown (Fort Bragg) 12.3 ties meet record, 200--Tamika Brown (Fort Bragg) 25.7, 400--Julie Petersen (Ferndale) 59.1 meet record.

## Central Coast Section Semi-Finals

San Jose City College, May 22, 1993

from Bill Lamson (Cent. Coast Section office)

### Boys

100 Section 1--Shon Lewis (Wilcox) 10.49, 2. Alvin Harrison 10.56, 3. Jarron Turner (Mt. Pleasant) 10.61, 4. Rob Rice (Mt. Pleasant) 10.69, 5. Dave Patterson (Mitty) 10.80, 6. Rahsaan Horn (Lincoln) 10.87, 7. Reggie Stephens (Santa Cruz) 10.88, 8. Delta O'Neal (Milpitas) 10.93, 100 Section 2--Jason Issac (Los Gatos) 10.72, 2. Brent Vartan (Menlo Atherton) 10.81, 3. Ronald Powell (Carmel) 10.82, 4. Roy Baker (Serra) 10.96, 5. Malik Monroe (Yerba Buena) 11.05, 6. Eric Lewis (St. Francis) 11.09.

200 Section 1--Alvin Harrison (North Salinas) 21.10, 2. Jason Issac (Los Gatos) 21.61, 3. Jarron Turner (Mt. Pleasant) 21.93, 4. S. Cole (Silver Creek) 22.08, 5. Koff Simpson (Wilcox) 22.27, 6. Todd Smith (San Jose) 22.46, 200 Section 2--Calvin Harrison (North Salinas) 20.78, 2. Shon Lewis (Wilcox) 21.25, 3. Jack Beloney (Oak Grove) 21.45, 4. Brent Vartan (Menlo Atherton) 21.67, 5. Delta O'Neal (Milpitas) 22.09, 6. Dave Patterson (Mitty) 22.19.

400 Section 1--Calvin Harrison 45.82 (45.6 hand-timed), 2. Todd Smith (San Jose) 49.7, 3. Dominique Neal (Sacred Heart, SF) 49.8, 4. Ben Henry (Santa Cruz) 50.3, 400 Section 2--Jack Beloney (Oak Grove) 48.7, 2. Charles Felton (Westmoor) 48.7, 3. S. Cole (Silver Creek) 49.3, 4. Kevin Lee (Carlmont) 50.2.

800 Section 1--Brandon Mosher (Pioneer) 1:56.3, 2. Joel Martinez (Mt. Pleasant) 1:57.0, 3. Tom Wallace (King City) 1:58.1, 4. Mike Powers (Fremont) 1:58.1, 800 Section 2--Jason Williams (Gunn) 1:56.5, 2. Simon Brown (Aragon) 1:56.8, 3. Armando Aviles (Lick) 1:56.9, 4. Robert Stewart (Del Mar) 1:56.9, 5. Jeremiah Steen (Soquel) 1:58.8.

1,600 Section 1--Mike Powers (Fremont) 4:26.3, 2. Greg Tademey (Silver Creek) 4:26.5

1,600 Section 2--Juan Pinal (Overfelt) 4:20.7, 2. Jason Balkman (Lynbrook) 4:22.8, 3. Danny Sikiric (Gunderson) 4:22.9, 4. Doug Ellington (Milpitas) 4:25.5.

3,200 Section 1--Jason Balkman (Lynbrook) 9:43.8, 2. David Chavez (Pioneer) 9:47.6.

3,200 Section 2--Juan Pinal (Overfelt) 9:37.8, 2. Luis Granada (North Salinas) 9:38.7, 3. Neil Harder (Gunn) 9:39.3, 4. Scott McKelvey (Leigh) 9:43.5, 5. Domingo Arevalo (Hollister) 9:47.1, 6. Brian Stannard (Los Gatos) 9:48.7.

110H Section 1--Henry Barnhill (Mountain View) 14.74, 2. N. Duong (Silver Creek) 14.81, 3. Hilary Metzner (North Monterey County) 15.06, 4. Doug Brown (Gunderson) 15.26, 110H Section 2--Coke Edmon (Bellarmine) 14.81, 2. James Jackson (Oak Grove) 15.04, 3. Jason Miles (St. Ignatius) 15.25, 4. Dan Race (Soquel) 15.27, 5. Maurice Eaglin (Yerba Buena) 15.32, 6. Ty Mann (Monte-rey) 15.37.

300H Section 1--Henry Barnhill (Mountain View)

38.88, 2. James Jackson (Oak Grove) 39.50, 3. Ricky Velasco (Bellarmine) 40.00, 4. Kevin Hall (Soquel) 40.10, 5. Leo Tom (Jefferson) 40.18, 6. Mike Pignataro (Hillsdale) 40.20, 300H Section 2--Coke Edmon (Bellarmine) 38.38, 2. Ty Mann (Monte-rey) 39.02, 3. Jim Meyer (Santa Cruz) 39.43, 4. Andre Carter (Westmoor) 40.14, 5. Dan Race (Soquel) 40.17.

400R Section 1--North Salinas 41.6, 2. Wilcox 42.5, 3. Homestead 42.9, 4. Santa Cruz 43.3, 5. Salinas 43.4, 400R Section 2--Yerba Buena 42.5, 2. St. Francis 42.9.

1,600R Section 1--North Salinas 3:14.3, 2. Gunn 3:25.3, 3. Yerba Buena 3:25.8, 4. Bellarmine 3:26.0, 5. Santa Cruz 3:26.3, 6. St. Francis 3:27.4, 1,600R Section 2--Silver Creek 3:19.7, 2. Wilcox 3:21.6, 3. Mt. Pleasant 3:24.6, 4. Sacred Heart, S.F. 3:24.8, 5. Del Mar 3:25.9, 6. Westmoor 3:26.9.

HJ--Ed McGhee (Del Mar) 6-6, 2. Robert Macias (Hollister) 6-6, 3. Lavelle Beloney (Del Mar) 6-6, 4. Andy Richen (St. Ignatius) 6-6, 5. Mike Scatena (Leland) 6-4, 6. Brendon Zeitlen (Bellarmine), Eric Newman (Wilcox), and Donnell Harris (North Salinas) 6-4, 9. Chris Shaw (St. Francis) 6-4, 10. Kevin Little (Mt. Pleasant) 6-4.

PV--Scott Slover (Leland) 16-6, 2. Jason Hinkin (St. Francis) 16-0, 3. Brandon Vance (Los Gatos) 15-6, 4. Tom Ryan (Bellarmine) 15-6, 5. Mike James (North Monterey County) 15-0, 6. Jim Watson (St. Ignatius) 14-0, 7. Mike Haldezo (Mills) 14-0, 8. Xoung Vong (Mt. Pleasant) 13-6, 9. Cade McNow (Hollister) 13-6.

LJ--Joe Newsom (Los Altos) 22-7 1/2, 2. Ronald Powell (Carmel) 22-2 1/2, 3. Nate Chiappa (Cupertino) 21-10 1/4, 4. Ryan McNulty (King City) 21-9 1/4, 5. Todd Smith (San Jose) 21-9.

TJ--Robert Macias (Hollister) 46-8 1/4, 2. Dan Nord (Los Altos) 46-6 3/4, 3. Tuan Tran (Bellarmine) 44-10 1/2, 4. Eric Knight (North Salinas) 44-10, 5. Roy Licea (King City) 44-9, 6. Jamie Higgins (Piedmont Hills) 44-6 1/2.

SP--Jason Young (Piedmont Hills) 58-4, 2. Ryan Marcos (Los Gatos) 53-5, 3. Luke Villanueva (King City) 51-10 1/2, 4. Marc Matock (Palma) 51-9 1/2, 5. Ernie Toif (Jefferson) 50-5, 6. Kevin Berns (Lynbrook) 49-10 3/4.

DT--Chris DeMartini (St. Ignatius) 166-5, 2. Jason Young (Piedmont Hills) 161-10, 3. Luke Villanueva (King City) 161-6, 4. Scott Bein (St. Francis) 160-1, 5. Ben Caputo (Mitty) 153-3, 6. Grant Turner (Menlo Atherton) 150-8, 7. Chacon (Salinas) 148-0.

### Girls

100 Section 1--Lisa Bitner (Leigh) 12.14, 2. Shavonne Jennings (Woodside) 12.29, 3. Diane Wagner (Independence) 12.61, 4. Tamika Dungs (Mt. Pleasant) 12.65, 5. Valerie Walsh (Salinas) 12.73, 100 Section 2--Shawna Jenkins (Del Mar) 12.05, 2. Sommer Washington (St. Ignatius) 12.22, 3. Kim Hay (Los Gatos) 12.28, 4. Valerie Fleming (Hillsdale) 12.54, 5. Vici Fleming (Hillsdale) 12.64, 6. Zorana Smith (Gonzales) 12.71.

200 Section 1--Shawna Jenkins (Del Mar) 24.8, 2. Tammy Simpson (Overfelt) 25.31, 3. Valerie Walsh (Salinas) 25.87, 4. Lee-May Haung (Lynbrook) 25.92, 5. Courtney Edwards (Santa Teresa) 26.07, 6. Kim Hay (Los Gatos) 26.17, 7. Christyna Francis (San Lorenzo Valley) 27.16, 200 Section 2--Lisa Bitner (Leigh) 24.83, 2. Sylvia Pieslak (Menlo Atherton) 25.08, 3. Veronica Woods (Independence) 25.52, 4. Crystal Henderson (Lick) 25.70.

400 Section 1--Veronica Woods (Independence) 57.68, 2. Christine Thompson (Santa Cruz) 58.32, 3. Tisha Ponder (Del Mar) 58.58, 4. Kamilla Williams (Sacred Heart, S.F.) 58.64.

400 Section 2--Sylvia Pieslak (Menlo Atherton) 57.31, 2. Tami Simpson (Overfelt) 58.66, 3. Lindsey McDougall (Aptos) 58.66, 4. Lisa Chew (Lynbrook) 59.03.

800 Section 1--Lisa Crouch (Aptos) 2:16.7, 2. Dawn Fraser (Live Oak) 2:17.9, 3. Kathy Morse (Mills) 2:18.2, 4. Kim Janice (Palo Alto) 2:19.4, 5.

Tia Christensen (San Lorenzo Valley) 2:20.2, 6. Allison Wallace (Notre Dame, Salinas) 2:20.6, 800 Section 2--Christine Stavolone (Presentation) 2:18.5, 2. Meghan Randall (Aptos) 2:19.2, 3. Keanna Collins (Mt. Pleasant) 2:19.4, 4. Ann Baldelli (St. Ignatius) 2:20.4, 5. Julie Ruchriegel (Santa Teresa) 2:21.7, 6. Laura Demmelmaier (St. Francis) 2:23.3.

1,600 Section 1--Ann Baldelli (St. Ignatius) 5:10.0, 2. Debra Belisch (Silver Creek) 5:12.9, 3. Nicole Silva (Aptos) 5:13.5, 4. Emily Allison (Leland) 5:16.8, 5. Stephanie Hovanick (Lynbrook) 5:21.4, 1,600 Section 2--Christine Stavolone (Presentation) 5:19.9, 2. Janice Kim (Palo Alto) 5:20.9, 3. Lisa Crouch (Aptos) 5:21.5.

3,200 Section 1--Danielle Dekker (St. Ignatius) 11:19.3, 2. Emily Allison (Leland) 11:22.3, 3. Marla Pleyte (Hollister) 11:23.2, 4. Laura Sandoval (St. Ignatius) 11:29.8, 3,200 Section 2--Domitilla Torres (St. Francis) 11:15.0, 2. Nicole Silva (Aptos) 11:31.0, 3. Miranda Middlecock (Los Gatos) 11:33.3, 4. Carrie Burman (Santa Teresa) 11:40.0, 5. Vi Tran (Santa Teresa) 11:52.2.

100H Section 1--Jennifer Odom (Independence) 14.0, 2. Z. Sullivan (Santa Teresa) 15.50, 3. Rachel Feinberg (Palo Alto) 15.61, 4. Melanie Cafe (Santa Cruz) 15.90, 5. Melissa Periera (Hollister) 15.9, 6. Sarah Kaminski (North Monterey County) 15.93, 100H Section 2--Denita Timberlake (Del Mar) 15.20, 2. Gina Ocegueda (St. Francis) 15.40, 3. Kim Veeder (Los Gatos) 15.60, 4. T. Dyer (Silver Creek) 15.83, 5. Lisa Barbaglia (Gilroy) 16.03.

300H Section 1--Jennifer Odom (Independence) 44.57, 2. Melanie Cafe (Santa Cruz) 45.46, 3. Cathy Rondeau (Lynbrook) 47.91, 300H Section 2--Zee Sullivan (Santa Teresa) 45.36, 2. Kim Veeder (Los Gatos) 45.70, 3. Denita Timberlake (Del Mar) 46.65, 4. Lisa Barbaglia (Gilroy) 47.60.

400R Section 1--St. Ignatius 49.41, 2. Del Mar 49.63, 3. Santa Teresa 49.68, 4. Leigh 50.44, 5. St. Francis 50.47, 400R Section 2--Independence 49.02, 2. Los Gatos 49.17, 3. Westmoor 49.33, 4. Silver Creek 50.26, 5. Lynbrook 50.76, 6. Overfelt 50.77.

1,600R Section 1--Lynbrook 4:00.0, 2. Del Mar 4:01.8, 3. St. Ignatius 4:03.3, 4. Overfelt 4:04.7, 5. Mitty 4:09.3, 6. North Monterey County 4:10.0.

1,600R Section 2--Independence 3:59.2, 2. Los Gatos 3:59.8, 3. Santa Cruz 4:02.2, 4. Aptos 4:03.9, 5. Santa Teresa 4:05.0, 6. Silver Creek 4:09.5.

HJ--Lindsey Anderson (Palo Alto), Tina Farnady (Los Gatos), S. Midgley (Menlo Atherton), Evie Smith (Santa Cruz), Gretchen Jones (North Monterey County), Amy Chei (Los Altos), Erica Larson (Carmel), and Erin Duffey (St. Francis) 5-2. LJ--Jennifer Poi (Soquel) 18-2, 2. Gina Ocegueda (St. Francis) 17-6, 3. Christine Sherwood (Watsonville) 17-4, 4. Heather Marlow (Gunn) 17-0 1/2.

TJ--Cindy Pettibon (Gunderson) 36-10 3/4, 2. Christine Sherwood (Watsonville) 36-2 3/4, 3. Gina Ocegueda (St. Francis) 35-11 1/4, 4. Nicole Dobroski (St. Ignatius) 35-11 1/4, 5. Kim Tripplett (Aragon) 35-7 1/4, 6. Stacy Snow (St. Francis) 35-4 1/2, 7. Lashana Johnson (Santa Teresa) 35-3 1/4, 8. Jakara Stewart (Mitty) 35-2.

SP--Christina Etuale (Jefferson) 41-6 3/4, 2. Tyrenda Stamps (Mt. Pleasant) 36-11, 3. Charlene Bower (Gunn) 36-7 3/4, 4. Rebecca Morrison (Presentation) 36-2, 5. Mary Atoe (Jefferson) 35-10, 6. Kerri Smith (North Monterey County) 35-6, 7. Shannon Harrington (King City) 35-4 1/2.

DT--Tyrenda Stamps (Mt. Pleasant) 124-3, 2. Monica Sullivan (Watsonville) 122-4, 3. Rebecca Morrison (Presentation) 121-2, 4. Mary Atoe (Jefferson) 116-10, 5. Angela Bernal (Live Oak) 115-2, 6. Gina Casares (Aptos) 112-2, 7. Dawn Talley (Los Gatos) 111-6, 8. Charlene Bower (Gunn) 111-1.

# RESULTS

Please send track & field / cross country results directly to: CTN, 4957 East Heaton, Fresno, CA 93727 or FAX (209) 255-4904.

## UC Riverside Invitational

April 3. UC Riverside.

### Men's Results

**100:** 1. Patterson (Riverside CC) 10.54, 2. Smith (LBCC) 10.59, 3. Bello (LBCC) 10.68. **200:** 1. Smith (LBCC) 21.04, 2. Bello (LBCC) 21.50, 3. Gomez (Southwestern JC) 21.74. **400:** 1. Edwards (CPP) 46.45, 2. McCladdie (LBCC) 46.81, 3. Reed (RCC) 48.20. **800:** 1. Steele (RCC) 1:53.38, 2. Thalman (CPP) 1:53.42, 3. Myers (Triton) 1:53.52. **1500:** 1. Frisone (Unat) 3:53.21, 2. Jimma (RCC) 3:53.60, 3. Brooks (RCC) 3:54.76.

**5000:** 1. Ochoa (Unat) 14:44.52, 2. Pose (ECC) 14:56.32. **10,000:** 1. Chelby (RCC) 30:38.80, 2. Mazano (RCC) 31:15.67. **110m HH:** 1. Arnold (LBCC) 14.29, 2. Guialdo (LBCC) 14.45, 3. Banner (LBCC) 14.47. **400m IH:** 1. Guialdo (LBCC) 52.06, 2. Bryant (Unat) 52.72, 3. Ayers (CPP) 54.16. **400 Relay:** 1. Long Beach CC 40.19, 2. Riverside CC 40.40, 3. Southwestern College 41.19. **1600 Relay:** 1. Long Beach CC 3:10.46, 2. Riverside CC 3:11.06, 3. Cal Poly Pomona 3:15.53.

**HJ:** 1. Cody (Fullerton) 6-10 1/4, 2. Mitre (UCR) 6-10 1/4, 3. Cooke (UCSD) 6-8. **PV:** 1. Parker (Advantage Athletics) 16-0, 2. Redding (LBCC) 15-0, 3. Norris (Unat) 15-0. **LJ:** 1. Li (Mt. SAC) 24-7, 2. Lee (UCR) 23-8 3/4, 3. Franklin (Mt. SAC) 23-7 1/4. **TJ:** 1. McCoy (Unat) 49-4 3/4, 2. Johnson (RCC) 48-3, 3. Davenport 47-0 1/2. **SP:** 1. Wallin (LBCC) 50-9. **DT:** 1. Estrada (RCC) 138-8. **JT:** 1. Krich (Unat) 196-10, 2. Perry (Orange Cst Col.) 189-1. **HT:** 1. Williams (Unat) 168-10, 2. Petterson (Antelope Vly Col) 150-10.

### Women's Results

**100:** 1. Collis (RCC) 12.21, 2. Rudder (RCC) 12.31. **200:** 1. Brooks (LBCC) 25.26. **400:** 1. Campbell (Mt. SAC) 53.38, 2. Wallace (Mt. SAC) 57.44, 3. Powell (LBCC) 57.51. **800:** 1. Onyambu (Biola) 2:07.93, 2. Mayne (Unat) 2:08.53, 3. Acosta 2:11.60. **1500:** 1. Shiferaw (RCC) 4:44.95.

**3000:** 1. Vaughn (Asics) 9:50.1, 2. Garrison (Unat) Buena Park HS 10:16.2, 3. Smith (Mt. SAC) 10:25.7. **5000:** 1. Kirch (La Verne) 17:44.44. **1000m H:** 1. D. Williams (Unat) 13.64, 2. Woods (LBCC) 14.63, 3. George (CPP) 14.78. **400m H:** 1. Cox (LBCC) 62.67, 2. Bernard (FC) 64.60. **400 Relay:** 1. Long Beach CC 46.64, 2. Riverside CC 48.28, 3. Santa Monica College 49.62. **1600 Relay:** 1. Long Beach CC 3:54.60, 2. Mt. SAC 3:54.93, 3. Riverside CC 3:55.41.

**HJ:** 1. Coleman (Nike Cst) 5-10, 2. Mills (USC) 5-10, 3. Dimarco (Nike Cst) 5-10. **LJ:** 1. Irving (Mt. SAC) 19-11, 2. Carver

(LBCC) 19-2 1/4, 3. Brown (FC) 18-8. **TJ:** 1. Carver (LBCC) 39-3 1/2, 2. Brown (FC) 38-2, 3. McQueen (RCC) 36-6 1/2. **SP:** 1. Beaugard (CPP) 44-10, 2. Warr (RCC) 40-9. **DT:** 1. Dice (SD Mesa) 135-0, 2. Warr (RCC) 132-0. **HT:** 1. Dice (SD Mesa) 143-2. **JT:** 1. Collis (RCC) 120-3.

## CS Bakersfield Meet

April 10. CS Bakersfield.

### Men's Results

**Team Scores:** 1. Cal Poly San Luis Obispo 70, 2. CS Los Angeles 59, 3. CS Bakersfield 37.

**100:** 1. Stewart (CSLA) 10.81. **200:** 1. Stewart (CSLA) 21.76. **400:** 1. B. Bridge-water (CSLA) 47.76. **800:** 1. McBride (CSB) 1:50.21, 2. Lang (CPSLO) 1:52.0. **1500:** 1. McBride (CSB) 3:51.6, 2. Candaele (CPSLO) 3:52.2. **3000:** 1. Zweifalt (CPSLO) 8:30.9. **110m HH:** 1. Fay (CPSLO) 15.0. **400m IH:** 1. Fay (CPSLO) 54.79. **400 Relay:** 1. CSLA 42.2. **1600 Relay:** 1. CSB 3:19.1.

**HJ:** 1. Manville (CPSLO) 6-7 1/2. **PV:** 1. Adamic (CPSLO) 16-0. **LJ:** 1. Green (CSLA) 23-2. **TJ:** 1. Johnson (CSLA) 49-7. **SP:** 1. Carter (CSLA) 54-9. **DT:** 1. Hurtado (CSLA) 143-8. **HT:** 1. Hurtado (CSLA) 163-5. **JT:** 1. Hooper (CPSLO) 177-1.

### Women's Results

**Team Scores:** 1. Cal Poly San Luis Obispo 66, 2. CS Los Angeles 50, 3. CS Bakersfield 33.

**100:** 1. Guialdo (CSLA) 11.98, 2. Peterson (CSB) 12.18. **200:** 1. Guialdo (CSLA) 24.77. **400:** 1. McKenzie (CPSLO) 57.3. **800:** 1. Pedraza (CSLA) 2:15.72. **1500:** 1. Lacovara (CPSLO) 4:39.25. **3000:** 1. Ojeda (CSLA) 10:07.2. **100 H:** 1. Gabrielson (CPSLO) 16.10. **400 Relay:** 1. CSB 49.4. **1600 Relay:** 1. CPSLO 3:53.4, 2. CSLA 3:53.6.

**HJ:** 1. Vorbil (CPSLO) 5-2. **LJ:** 1. Peterson (CSB) 19-4. **SP:** 1. Hilt (CSLA) 51-3. **DT:** 1. Hilt (CSLA) 168-7, 2. Biddinger (CSB) 156-5, 2. Peters (CPSLO) 154-7. **JT:** 1. Eilerts (CPSLO) 127-1.

## Quadrangular Meet

April 10. Long Beach State Univ.

### Men's Results

**Team Scores:** 1. Long Beach 179, 2. UC Santa Barbara 169 1/2, 3. UC Irvine 129, 4. CSU Fullerton 100 1/2.

**100:** 1. Myron Lesane (LBSU) 10.84, 2. Mike Peters (CSUF) 11.00, 3. Marcel Sanders (LBSU) 11.04, 4. Omar Hudson (UCI) 11.28, 5. Masa Fisher (UCSB) 11.31. **200:** 1. Larry Billoups (LBSU) 21.65, 2. Myron Lesane (LBSU) 21.75, 3. Mike Peters 22.53, 4. Sherman Gordon (CSUF) 22.56, 5. Dave Benedetto (UCSB) 22.65. **400:** 1.



DALE JOHNSON

Photo by Kirby Lee

Larry Billoups (LBSU) 49.26, 2. Adam Herndon (LBSU) 49.48, 3. Lanes Strong (CSUF) 50.18, 4. Dave Benedetto (UCSB) 50.70, 5. Sherman Gordon (CSUF) 51.39. **800:** 1. Damian Capozzola (UCSB) 1:53.49, 2. Nick Collins (LBSU) 1:53.69, 3. Brian Steip (UCSB) 1:54.33, 4. Mike Nielson (UCI) 1:54.38, 5. Rene Gutierrez (CSUF) 1:56.18. **1500:** 1. Matt Haugen (UCSB) 3:53.25, 2. Mike Nielson (UCI) 3:53.78, 3. Brian Johnson (CSUF) 3:56.54, 4. Damion Lewin (UCSB) 3:57.27, 5. Steve Frisone (CSUF) 3:58.51.

**5000:** 1. Acuna Clark (UCSB) 15:01.91, 2. Brian Hild (UCI) 15:06.78, 3. Tony Castellon (CSUF) 15:07.76, 4. Jose Serrano (CSUF) 15:09.69, 5. Marty Baratti (CSUF) 15:13.41. **110m HH:** 1. Regi Johnson (UCSB) 14.98, 2. Gary Cablayan (LBSU) 15.59, 3. Gregor Neuman (UCI) 15.60, 4. Adam Krolkowsky (UCI) 17.08, 5. Trey Smith (UCSB) 19.09. **400m IH:** 1. John

Kidds (CSUF) 54.67, 2. Ken Reynolds (UCSB) 54.87, 3. Marcel Sanders (LBSU) 55.62, 4. Matt Corse (UCI) 56.60, 5. Gary Cablayan (LBSU) 57.25. **4x100:** 1. Long Beach State "A" 42.21, 2. UC Santa Barbara "A" 42.64, 3. CS Fullerton "A" 43.86, 4. UC Irvine "A" 44.60. **4x400:** 1. Long Beach State "A" 3:19.3, 2. CS Fullerton "A" 3:23.4, 3. UC Irvine "A" 3:29.32, 4. UC Santa Barbara "A" 3:31.03.

**HJ:** 1. Ed Barnett (LBSU) 6-6 3/4, 2. Zaylore Stout (CSUF) 6-4 3/4, 3. Brian Hunter (UCSB) 6-2 3/4, 4. Rob Henderson (UCSB) 6-0 3/4, 4. Sherman Gordon (CSUF) 6-0 3/4. **PV:** 1. Gregor Neuman (UCI) 15-1 3/4, 2. Mike Marshall (LBSU) 14-8, 3. Kimo Morris (UCSB) 14-8, 4. John Shirley (LBSU) 14-2, 5. Yutuku DeSilva (UCSB) 13-8 1/4. **LJ:** 1. Frank Smith (UCSB) 23-4 3/4, 2. Myron Lesane (LBSU) 22-6 1/2, 3. Sohan Park (UCI) 21-5 1/2, 4. Jimmy Tran (UCI) 21-3 1/4, 5. Chris Czerwinski (LBSU) 21-1 1/4. **TJ:** 1. Frank Smith (UCSB) 46-8 1/4, 2. Zaylore Stout (CSUF) 45-9 1/4, 3. Jimmy Tran (UCI) 45-4 1/2, 4. Eric Wu (UCI) 45-1, 5. Chris Czerwinski (LBSU) 44-8. **SP:** 1. Marc Kallick (UCSB) 43-9 3/4, 2. Hector Sanchez (LBSU) 42-0 3/4, 3. Dave Phillips (LBSU) 41-5 1/4, 4. Jeff Gortenberg (UCSB) 41-5 1/4, 5. Greg Neuman (UCI) 40-8 1/4. **DT:** 1. Tony Moore (LBSU) 156-4, 2. Mark Kallick (UCSB) 143-4, 3. Greg Neuman (UCI) 136-6, 4. Jeff Gartenbeize (UCSB) 133-9, 5. Hector Sanchez (LBSU) 129-1. **JT:** 1. Hector Sanchez (LBSU) 208-6, 2. Gregor Neuman (UCI) 177-7, 3. Mark Kallick (UCSB) 150-9, 4. Trey Smith (UCSB) 150-9, 5. Dave Phillips (LBSU) 142-8.

### Women's Results

**Team Scores:** 1. CSU Long Beach 180, 2. UC Irvine 155, 3. UC Santa Barbara 138, 4. CSU Fullerton 53.

**100:** 1. Andrea Dean (UCI) 12.33, 2. Ambre Thompson (LBSU) 12.34, 3. LeGretta Hinds (LBSU) 12.46, 4. Jamie Karrer (UCI) 12.53, 5. Casie Lozano (CSUF) 12.56. **200:** 1. Pam Kurtela (UCI) 24.47, 2. Lisa Moxley (LBSU) 24.94, 3. Marquita Knight (LBSU) 25.29, 4. Andrea Dean (UCI) 25.47, 5. Casie Lozano (CSUF) 25.58. **400:** 1. Pam Kurtela (UCI) 57.07, 2. Angel Mosley (LBSU) 58.62, 3. Lana Banks (UCI) 59.70, 4. Monica Keele (UCSB) 1:01.79, 5. Maggie Steinhäuser (UCSB) 1:04.87. **800:** 1. Ruth Viramontes (CSUF) 2:16.83, 2. Rayna Cervantes (UCI) 2:19.04, 3. Yvonne LaVallee (UCI) 2:22.04, 4. Melissa MacPherson (UCSB) 2:22.54, 5. Barbara Kozlowski (CSUF) 2:24.59. **1500:** 1. Julie Thomas (UCSB) 4:40.79, 2. Rayna Cervantes (UCI) 4:43.92, 3. Thea Roberts (UCSB) 4:46.93, 4. Ruth Viramontes (CSUF) 4:47.67, 5. Jade Preato (UCI) 4:48.80.



# RESULTS

**3000:** 1. Jade Preato (UCI) 10:12.12, 2. Stacy Pando (LBSU) 10:17.20, 3. Kara Bradbury (UCSB) 10:21.06, 4. Kristin Peters (CSUF) 10:33.00, 5. Lisa Bower (LBSU) 10:39.95. **100 H:** 1. Ambra Thompson (LBSU) 13.79, 2. Le'Gretta Hinds (LBSU) 14.19, 3. Lisa Moxley (LBSU) 14.41, 4. Becky Thomas (UCSB) 14.78, 5. Lisa Knott (UCSB) 15.22. **400 H:** 1. Lisa Knott (UCSB) 1:04.43, 2. Alison Higgins (UCSB) 1:07.80, 3. Julii Mosier (UCSB) 1:08.05, 4. Christine Marrassi (UCI) 1:08.53, 5. Andrea Dean (UCI) 1:11.96. **4x100:** 1. Long Beach State "A" 45.89, 2. UC Irvine "A" 45.98, 3. UC Santa Barbara "A" 50.10. **4x400:** 1. Long Beach State "A" 3:53.42, 2. UC Irvine "A" 3:56.96, 3. UC Santa Barbara "A" 4:03.97, 4. UC Santa Barbara "B" 4:24.24.

**HJ:** 1. Elizabeth Bauer (UCI) 5-3 3/4, 2. Julie Rusher (UCSB) 4-11 3/4, 3. Kalina Freeman (UCSB) 4-11 3/4, 4. Tonia King (LBSU) 4-9 3/4, 5. Liz Bradley (UCSB) 4-9 3/4. **LJ:** 1. Angie Scott (LBSU) 18-10 3/4, 2. Ambre Thompson (LBSU) 18-1, 3. Erika Bornhorst (UCSB) 17-8 3/4, 4. Marquita Knight (LBSU) 17-6, 5. Akemi Smith (CSUF) 15-8 3/4. **TJ:** 1. Marquita Knight (LBSU) 37-2 1/2, 2. Angie Scott (LBSU) 36-11, 3. Liz Bradley (UCSB) 34-8 1/2, 4. Jennifer Lagle (UCSB) 34-7, 5. Akemi Smith (CSUF) 33-8 3/4. **SP:** 1. Pale Laité (LBSU) 39-1, 2. Happy Timo (LBSU) 37-1, 3. Shannon Hoogenbosch (LBSU) 34-4 3/4, 4. Jennifer Lagle (UCSB) 33-3 3/4, 5. Erika Bornhorst (UCSB) 28-2 1/4. **DT:** 1. Pale Laité (LBSU) 121-4, 2. Shannon Hoogenbosch (LBSU) 119-10, 3. Olivia Perdices (UCSB) 96-3, 4. Jamie Karrer (UCI) 58-10, 5. Yvonne LaVallee (UCI) 34-4. **JT:** 1. Tamie Knudsen (LBSU) 121-9, 2. Dawn Maruscov (UCSB) 115-7, 3. Michelle Marritt (UCI) 80-3, 4. Laité Pale (LBSU) 60-1, 5. Yvonne LaVallee (UCI) 54-9.

## Laverne Invitational

April 10. La Verne.

### Men's Results

**100:** 1. Ezinwa (Azusa Pacific) 10.56, 2. Naylor (Aust) 10.58. **200:** 1. Patterson (Riverside CC) 21.18, 2. Reese (Santa Monica CC) 21.63, 3. Redd (RCC) 21.88. **400:** 1. Steller (RCC) 47.35, 2. Napier (SMCC) 47.55, 3. Drake (Showtime Int.) 47.99. **800:** 1. Fisher (AP) 1:54.01, 2. Starkey (AP) 1:55.22, 3. DeLeon (Canyons) 1:55.86. **1500:** 1. Baptiste (Cheatsahs TC) 3:55.48, 2. Nelson (Glendale) 3:59.25. **3000 SC:** 1. Furusa (RCC) 9:12.0, 2. Mazano (RCC) 9:24.3. **5000:** 1. Marhera (RCC) 14:57.04. **110m HH:** 1. House (Unat) 14.43. **400m IH:** 1. Bugg (Goldwin TC) 52.38, 2. Webber (RCC) 53.55. **400 Relay:** 1. RCC 40.9. **1600 Relay:** 1. SMCC 3:16.22, 2. RCC 3:16.90.

**HJ:** 1. Austin (Moorpark) 6-8. **PV:** 1. Bearford (AP) 16-6, 2. Walker (AP) 16-6. **LJ:** 1. Johnson (RCC) 23-1. **TJ:** 1. Davenport (Patriot TC) 49-2. **SP:** 1. McKeow (Moorpark) 48-7. **DT:** 1. Bustamonte (Citrus CC) 155-7 1/2. **HT:** 1. Bustamonte

(Citrus CC) 179-9 1/2. **JT:** 1. Guerro (Glendale CC) 184-8.

### Women's Results

**100:** 1. Mayberry (Showtime) 11.95, 2. Simmons (Showtime) 12.16. **200:** 1. Mayberry (Showtime) 24.3. **400:** 1. Johnson (RCC) 57.36. **800:** 1. Onyambu (Biola) 2:07.79, 2. Williams (RCC) 2:10.39. **1500:** 1. Onyambu (Biola) 4:29.3. **3000:** 1. Shiferaw (RCC) 10:04.81, 2. Garrison (Unat) 10:06.52. **100 H:** 1. Williams (Unat) 13.77. **400 H:** 1. Grey (RCC) 65.60. **400 Relay:** 1. Moorpark 50.16. **1600 Relay:** 1. RCC 3:59.73.

**HJ:** 1. Cunningham (RCC) 5-4. **LJ:** 1. Jones (RCC) 16-5. **TJ:** 1. Dawe (Pomona-Pitzer) 34-8. **SP:** 1. Malanekovski (AP) 44-6. **DT:** 1. Wait (RCC) 138-9. **JT:** 1. Beard (AIA) 150-10 1/2.

## San Diego Invitational

April 10. UC San Diego.

### Men's Results

**100:** 1. Hargraves (UCR) 10.64, 2. Kyoshi (Southwest CC) 10.67, 3. McCladdie (LBCC) 10.70. **200:** 1. William (S&S) 21.46, 2. McCladdie (LBCC) 21.53, 3. Smith (LBCC) 47.70. **800:** 1. Barbosa (Brazil) 1:47.39, 2. DeOlivera (Brazil) 1:47.75. **1500:** 1. Moura (Brazil) 3:45.34. **3000 SC:** 1. Mizalan (Redlands) 9:28.21. **5000:** 1. Rosenda (Brazil) 14:39.50. **110 HH:** 1. Arnold (LBCC) 14.21, 2. Guialdo (LBCC) 14.47, 3. Bell (USC) 14.51. **400m IH:** 1. Guillo (LBCC) 52.30, 2. Cooper (Mesa CC) 52.86. **400 Relay:** 1. LBCC 40.95, 2. Southwest CC 40.98. **1600 Relay:** 1. Brazil 3:12.49, 2. LBCC (A) 3:17.29, 3. LBCC (B) 3:18.87.



McCLADDIE

Photo by Bill Leung, Jr.

**HJ:** 1. Williams (Unat) 7-0 1/4, 2. Stantom (S&S) 7-0 1/4, 3. Raatjes (Pt. Loma TC) 7-0 1/4. **PV:** 1. Parker (Advantage) 16-2 3/4. **LJ:** 1. Skold (Pt. Loma) 22-10 1/2. **TJ:** 1. McClure (UCR) 48-1 1/4. **SP:** 1. Kirchoff (USC) 59-0 1/4. **HT:** 1. Kanssen (Sweden) 235-4. **JT:** 1. Voegill (Swiss) 220-7.

### Women's Results

**100:** 1. Sullivan (Mesa CC) 11.81, 2. Bryant (LBCC) 12.00, 3. Powell (LBCC) 12.11. **200:** 1. Sullivan (Mesa CC) 24.16, 2. Jones (USC) 24.49. **400:** 1. Jones (USC) 55.26. **800:** 1. Gajda (Pima CC) 2:11.76. **1500:** 1. Whipple (PE) 4:38.61. **3000:** 1. Stuart (SDTC) 10:15.19. **5000:** 1. Stuart (San Diego TC) 18:01.02. **100 H:** 1. Smith (USC) 14.28, 2. Woods (LBCC) 14.54. **400 H:** 1. Sheffield (Unat) 1:00.75. **400 Relay:** 1. USC 46.97. **1600 Relay:** 1. Claremont-Mudd 4:25.10.

**HJ:** 1. Coleman (Nike Cst) 5-8 3/4, 2. Smith (USC) 5-8 3/4. **LJ:** 1. Bryant (LBCC) 19-6 1/4. **TJ:** 1. Lemieux (Quebec) 40-6 1/4, 2. Carver (LBCC) 40-5. **SP:** 1. Pagel (Unat) 58-0 1/2. **DT:** 1. Pagel (Unat) 188-0. **HT:** 1. Diox (Unat) 158-10. **JT:** 1. Franke (USC) 152-0.

## Multi Team Meet at UCLA

April 10. UCLA.

### Men's Results

**Team Scores:** 1. UCLA 84 1/2, 2. Houston 54, 3. Colorado 27 1/2, 4. CS Northridge 27.

**Dual Meet Scoring:** UCLA 93, Houston 53; UCLA 110, CS Northridge 40; UCLA 106, Colorado 35; Houston 83, CS Northridge 65; Houston 82, Colorado 41; CS Northridge 78, Colorado 56.

**100:** 1. Fields (Hou) 10.34, 2. Miller (UCLA) 10.48, 3. Bradley (UCLA) 10.57. **200:** 1. Bradley (UCLA) 20.7w, 2. Jefferson (Hou) 20.7w, 3. Fields (Hou) 20.7w. **400:** 1. Baker (UCLA) 46.63, 2. McKinney (Hou) 46.71, 3. Warren (Col) 46.79, 4. Ransom (Hou) 46.81. **800:** 1. Lupi (Hou) 1:52.06. **1500:** 1. Culpepper (Col) 3:51.45. **2 Mile:** 1. Juhlin (Hou) 9:09.27, 2. Rowtham (UCLA) 9:15.58. **110m HH:** 1. Flowers (UCLA) 14.14, 2. Adegbite (Hou) 14.38. **400m IH:** 1. Mitchell (Col) 50.94, 2. Johnson (Col) 51.45, 3. Wright (CSN) 51.83. **400 Relay:** 1. UCLA 39.71, 2. Houston 40.05, 3. CSN 40.67. **1600 Relay:** 1. Colorado 3:08.39, 2. UCLA 3:09.07, 3. CSN 3:09.81.

**HJ:** 1. Bigger (Hou) 6-9 3/4, 2. Milby (UCLA) 6-9 3/4. **PV:** 1. Sommers (UCLA) 17-0, 2. Labus (Hou) 16-0. **SP:** 1. Godina (UCLA) 61-5, 2. Bailey (UCLA) 59-10, 3. Parin (UCLA) 56-5. **DT:** 1. Godina (UCLA) 196-6, 2. Presser (UCLA) 181-0. **HT:** 1. Hodel (UCLA) 203-4, 2. Hicks (CSN) 193-0. **JT:** 1. Smith (UCLA) 235-8, 2. Noel (CSN) 235-4, 3. Johnson (UCLA) 230-8.

### Women's Results

**Team Scores:** 1. UCLA 70, 2. Houston 42, 3. CS Northridge 33, 4. Colorado 29.

**Dual Meet Scores:** UCLA 79, Houston 54; UCLA 89, CS Northridge 47; UCLA 97, Colorado 36; CS Northridge 75, Houston 59; CS Northridge 69, Colorado 65; Houston 67, Colorado 67.

**100:** 1. Collins (Hou) 11.58, 2. CSN 11.86. **200:** 1. Collins (Hou) 22.8w, 2. Jackson (Hou) 23.6w. **400:** 1. Johnson (Hou) 53.60, 2. Noel (UCLA) 53.84. **800:** 1. Byron (CSN) 2:15.24. **1500:** 1. Bartholomew (UCLA)

4:29.93. **3000:** 1. Roberts (Col) 9:58.94. **100m H:** 1. Burrell (UCLA) 13.70, 2. Morris (CSN) 13.90, 3. Young (CSN) 13.93. **400m H:** 1. Blunt (UCLA) 58.81, 2. Marvin (UCLA) 1:00.89. **400 Relay:** 1. UCLA 45.98, 2. CSN 46.31. **1600 Relay:** 1. UCLA 3:37.03.

**HJ:** 1. Owen (Col) 5-10. **LJ:** 1. House (CSN) 19-3 1/2, 2. Veltman (UCLA) 19-3 1/4. **TJ:** 1. Yendork (UCLA) 42-0, 2. House (CSN) 40-0w. **SP:** 1. Dumble (UCLA) 55-7, 2. Weis (Col) 53-4, 2. Whelchel (UCLA) 52-0 1/2, 3. Althouse (UCLA) 51-2 1/4. **DT:** 1. Dumble (UCLA) 180-0, 2. Weis (Col) 172-11, 3. Whelchel (UCLA) 155-7. **JT:** 1. Dunn (CSN) 149-6, 2. Roberts (UCLA) 141-6.

## Pomona-Pitzer Invitational

April 16. Strehle Track, Pomona.

### Men's Results

**100:** 1. Shane Naylor (Australia) 10.55, 2. Peter Ogilvie (VOC) 10.62, 3. Mike Viers (Coquitlam 10.88, 4. Dave Norville (CSStanislaus) 10.94, 5. Reyes (PLN) 10.96. **200:** 1. Devon Edwards (CCP) 21.31, 2. Peter Ogilvie (VOC) 21.50, 3. Duwayne Wright (MSU) 21.88, 4. Dave Norville (CS Stanislaus) 21.96, 5. Duane Amphlet (Cheatsahs) 22.03. **400:** 1. Roger Shagnon (Unat) 48.06, 2. Jeff Jaxon (LBTC) 48.12, 3. Akiew Brown (CSUN) 48.27, 4. Wallace Henery (APU) 48.35, 5. Duwayne Wright (MSU) 48.38. **800:** 1. Andrew Valmon (Mazda) 1:50.58, 2. Jim Sorenson (Reebok) 1:51.00, 3. Pat Foy (UCSD) 1:52.57, 4. Mark Yuen (UCSD) 1:53.37, 5. Jason Lindholm (FP) 1:57.03. **1500:** 1. Jim Sorenson (Reebok) 3:48.27, 2. Jon-Eric Thaiman (CPP) 3:54.13, 3. Anthony Fisher (APU) 3:54.48, 4. Jason Lindholm (FP) 3:54.82, 5. Jose Sanchez (FP) 3:59.51.

**3000m SC:** 1. Cliff Curtis (CPP) 9:20.68, 2. David Helm (MSU) 9:23.13, 3. Damian Coman (Aust) 9:31.99, 4. Mike Allard (UCR) 9:37.31, 5. Branden Dederich (CPP) 9:44.26. **5000:** 1. Jesse Taylor (Unat) 15:04.7, 2. J.J. Castner (UCSD) 15:10.5, 3. Brett Dobson (CS Bakersfield) 15:24.1, 4. Javier Ramirez (UN) 15:35.7, 5. Damian Koman (Aust) 15:41. **110m HH:** 1. Tim Kroeker (VOC) 13.94, 2. Reg Johnson (UCSB) 14.70, 3. Jomal Bush (CSUST) 14.81, 4. Corey Thomas (APU) 15.26, 5. Mark Ward (CSUST) 15.78. **400m IH:** 1. Tom Zverina (VOC) 51.45, 2. Keadrick Washington (UN) 52.28, 3. Terrance Cam (CSUN) 53.25, 4. Aaron Derouin (VOC) 53.38, 5. Chris Alexander (UCI) 53.49. **4x100:** 1. Cal Poly Pomona 42.10, 2. UC Riverside 42.16, 3. CSU Stanislaus 42.39. **4x400:** 1. CS Stanislaus 3:16.02, 2. UCSD 3:18.49, 3. UCI 3:27.34, 4. Fresno Pacific 3:27.37, 5. Westmont 3:32.84.

**LJ:** 1. Eric Johnson (Mankato St) 23-9 3/4, 2. William McCoy (Unat) 23-2 1/2, 3. Lester Smith (West) 22-6 1/2, 4. Erkiee Gilmore (FP) 22-5 3/4, 5. James Green (CSLA) 22-2 1/2. **TJ:** 1. William McCoy (Unat) 48-9, 2. Beal (APU) 47-5 3/4, 3.

# RESULTS

Craig McClure (UCR) 46-8 3/4, 4. Lester Smith (Westmont) 46-3 1/2, 5. Howard Staforf (CS Stanislaus 45-10. HJ: 1. Undre Walker (CS Stanislaus) 7-0, 2. Joel Mtre (UCR) 6-10 1/4, 3. Ian Cooke (UCSD) 6-6, 4. Matt Gardner (FP, Lester Mitchell (MSU) and Ben Beat (APU) 6-6. PV: 1. Owen Clements (VTC) 16-0, 2. Mark Hamilton (UN) 16-0, 3. Steve Keating (UN) 16-0, 4. Colin Williams (UCSD) 14-0. SP: 1. Jim Hurtado (CSLA) 49-5 3/4, 2. Dwayne Winstead (CSLA) 47-2 1/4, 3. Ryan Root (APU) 45-0 1/2, 4. Manuel Cantu (CSLA) 44-0, 5. Tony Neighbors (GCC) 43-2 1/4. JT: 1. Geoff Bradshaw (CS Stanislaus) 194-4, 2. Kevin Baca (Triton) 189-7, 3. Dave Harris (CLU) 172-9, 4. Mark Hanke (LV) 171-0, 5. Jeff Schnitz (UCSD) 168-11. DT: 1. Robert Clark (UN) 166-1, 2. Randy Seykora (MSU) 155-2, 3. Albert Avila (CSUF) 153-3, 4. Adam Brandt (CS Stanislaus) 140-7, 5. Chris Chirgwin (West) 139-7. HT: 1. Robert Clark (Unat) 190-2, 2. Paul Cogbill (Triton) 183-10, 3. Monte Wilson (Unat) 178-3, 4. Curtis Williams (UCSD) 176-9, 5. Kevin Eubanks (Unat) 163-0.

## Women's Results

100: 1. Tara Perry (Coquitlam) 11.90, 2. Ann Kissinger (CSUST) 12.08, 3. Joy Polk (CSUN) 12.26, 4. Charelotia Gains (UN) 12.50, 5. Kisha Arnett (CSUN) 12.55. 200: 1. Lisa Hobbs (CS Stanislaus) 23.67, 2. Tara Perry (Cheetahs) 24.36, 3. Ann Kissinger (CS Stanislaus) 24.78, 4. Erica Washington (UCSD) 25.06, 5. Joy Polk (CSUN) 25.10. 400: 1. Sabrina Brown (CS Bakersfield) 57.52, 2. Catherine Thomas (Aust) 58.66, 3. Jen Story (CS Stanislaus) 58.87, 4. Kathleen Filebrown (CS Stanislaus) 59.82 and Melissa Mannion (UCR) 59.82. 800: 1. Carrie Luis (CS Stanislaus) 2:08.78, 2. Diane Whipple (Runner's E) 2:13.37, 3. Dayna Smith (UU) 2:13.59, 4. Shelly Hill (UU) 2:13.82, 5. Rosetta Hunter (CPP) 2:16.27. 1500: 1. Meredith Rainey (Nike Boston) 4:34.30, 2. Maryann Martinez (SCULA) 4:47.5ht, 3. Erica Greene (CSUST) 4:48.7ht, 4. Anna Helsabeck (West) 4:52.0ht, 5. Eva Orozco (CSUF) 4:52.6ht.

3000: 1. Carrie Huntington (UCI) 10:16.48, 2. Erica Greene (CSST) 10:18.9ht, 3. Jennifer Lewis (UU) 10:22.5ht, 4. Jane Johnson (UN) 10:35.67, 5. Wafa Hanna (UCSD) 10:36.7ht. 100m H: 1. Aldora George (CPP) 14.53, 2. Maronke Sims (CSUN) 14.54, 3. Ann Kissinger (CSUS) 14.83, 4. Shelly Snyder (Westm) 16.30, 5. Christine Marrassi (UCI) 16.33. 400m H: 1. Maureen Cingmars (Coquitlam Cheetahs) 61.84, 2. Michela Monham (UCSD) 65.16, 3. Heather Mings (CS St) 66.21, 4. Aldora George (CPP) 67.46, 5. Michelle Parsons (CS St) 67.66. 4x100: 1. CSU Stanislaus 48.69, 2. Azusa Pacific 51.03, 3. Australia IAE 52.44. 4x400: 1. CSU Stanislaus 4:06.40, 2. Westmont 4:12.33.

LJ: 1. Renee Sprowl (UCSD) 18-2 3/4, 2. Karen Alcorn (UU) 18-1, 3. Dawn Smith (CS St) 17-1 3/4, 4. Robin Smart (Aust)

16-4 1/2, 5. Michele Dominco (UCSD) 15-11 3/4. TJ: Toshei Woods (U Ark) 39-10 3/4, 2. Kim Mallard (CSBA) 38-11 1/2, 3. Krystal Kirkland (CSBA) 38-6, 4. Akemi Smith (CSUF) 37-2 1/2, 5. Dawn Smith (CS St) 35-8 1/2. HJ: 1. Brook Knight (FPU) 5-4, 2. Terry Pruitt (APU) 5-4, 3. Katrina Cramer (Aust) 5-4, 4. Kelly Barnes (West) 5-2, 5. Heather Mings (CSUST) 5-0. SP: 1. Tiann Rouse (CS Stanislaus) 42-8, 2. Nicole Beaguard (CPP) 40-6 3/4, 3. Yvonne Hill (CPP) 40-6, 4. Melissa Stewart (APU) 40-5, 5. Kim Hoke (GCC) 40-2. JT: 1. Lisa Mcharg (Aust) 145-1, 2. Tamara Haack (CSU St) 124-6, 3. Lisa Douglas (Aust) 119-0, 4. Summer Benally (PhCol) 118-9, 5. Angie Wiese (FP) 118-3. DT: 1. Kimya Philips (CSLA) 148-0, 2. Tiann Rouse (CS St) 139-1, 3. Joy Bates (CS St) 138-4, 4. Ellen Dinsbacher (PP) 135-10, 5. Nicole Bearguard (CPP) 130-4. HT: 1. Donna Beard (AIA) 151-2, 2. Lisa Kirchoff (GCC) 138-0, 3. Joy Bates (CSUST) 134-7, 4. Kim Hoke (GCC) 109-5, 5. Carolina White (GCC) 98-11.

## Long Beach State "Grand Prix"

April 17, Long Beach State.

### Men's Results

100: 1. Aaron Thigpen (Remi) 10.68, 2. Tremayne Rutheford (Unat) 10.98, 3. Shawn Benson (LBCC) 11.00. 200: 1. Bery Catrelle (Unat) 21.76, 2. R. Freeland (GCC) 22.14, 3. Ken Reynolds (UCSB) 22.30. 400: 1. Marvin Gibson (LBCC) 48.40, 2. Bery Catrelle (Unat) 48.5, 3. Roosevelt Langston (LBSU) 48.87. 800: 1. Brian Steip (UCSB) 1:54.34, 2. Roman Baker (El Cam. CC) 1:54.72, 3. Nick Collins (LBSU) 1:55.97. 1500: 1. Bruce Tyner (Unat) 3:59.69, 2. Dave Schumacher (Beach TC) 4:00.17, 3. Michael Clerc (C.Pendleton) 4:01.23.

3000 SC: 1. David Helm (Mank St) 9:11.75, 2. Clyde Resendez (Unat) 9:18.45, 3. Lance Daneck (Western SC) 9:30.69. 5000: 1. Mike Davidson (Utah St) 14:43.95, 2. Jason Heldeman (Utah St) 14:50.83, 3. Wallbank (Unat) 14:58.50. 110m HH: 1. Regi Johnson (UCSB) 14.88, 2. Jason Ricker (Unat) 15.02, 3. Cedric Walton (NM St) 15.49. 400m IH: 1. Ken Reynolds (UCSB) 54.68, 2. John Bell (NM St) 54.85, 3. Bruce Jones (C Pendleton) 56.06. 4x100: 1. Mankato State Univ. 42.74, 2. Glendale CC 43.42, 3. NM State Univ. "A" 43.86. 4x400: 1. UC Santa Barbara "A" 3:38.60, 2. Camp Pendleton 3:24.08.

HJ: 1. Doug Nordquist (AIA) 6-11 3/4, 2. Fayyaz (Great Britain) 6-10 3/4, 3. Les Mitchell (MSU) 6-9 1/2. PV: 1. Owen Clements (Vic.Track) 15-9, 2. Steve Stewart (Unat) 15-9, 3. Mike Marshall (LBSU) 15-6. LJ: 1. Frank Smith (UCSB) 23-4 3/4, 2. Teo Baumgartner (NM St) 22-9 1/4, 3. Eric Johnson (Man. St) 22-7 3/4. TJ: 1. Patrick Scott (Unat) 48-1 3/4, 2. Frank Smith (UCSB) 46-8 3/4, 3. Chris Czerwinski (LBSU) 43-11 3/4. SP: 1. Mark Landa (Glendale CC) 50-0 1/2, 2. Brian Bylbie

(Glendale CC) 46-10, 3. Randy Seykora (Mank St) 44-3 1/4. DT: 1. Mark Landa (Glendale CC) 164-6, 2. Jeff Asay (Utah St) 161-6, 3. Randy Seykora (Mank St) 160-11. JT: 1. Wayne Brown (MSCG) 202-5, 2. Hector Sanchez (LBSU) 200-7, 3. Anthony Bartley (LBCC) 178-5.

### Women's Results

100: 1. Danielle Marshall (Glendale CC) 12.04, 2. Marcia Nesby (Glendale CC) 12.41, 3. Myesha Jones (ECC) 12.51. 200: 1. Myesha Jones (ECC) 25.44, 2. Ireven Evans (Unat) 26.30, 3. Melissa MacPherson (Unat) 27.08. 400: 1. Melanie O'Daniel (Glendale CC) 58.51, 2. Jeannette Judge (El Cam. CC) 58.65, 3. Paula Pennil (El Cam. CC) 59.53. 800: 1. Malene Ingram (NM St) 2:14.69, 2. Julie Thomas (UCSB) 2:18.66, 3. Kristine von Teuber (UCSB) 2:22.66. 1500: 1. Tania Acosta (Unat) 4:37.19, 2. Dayna Smith (Utah) 4:38.78, 3. Shelly Hill (Utah) 4:38.99.

3000: 1. Annie Seawright (Nike) 10:19.5, 2. Roxanna Marquez (NM St) 10:41.3, 3. Donna Chadwick (Nike Track West) 10:48.3. 5000: 1. Chris Morgan (Unat) 17:19.74, 2. Carrie Garriston (Unat) 17:26.93, 3. Ruth Vomund (Team Inside) 17:42.02. 100m H: 1. Valerie Manning (USAF) 1:40.8, 2. Jackie Foreman (El Cam. CC) 1:48.4, 3. Carrie Wilbourn (NM St) 1:49.6. 400m H: 1. Liz Sutton (El Cam CC) 1:02.06, 2. Valerie Manning (USAF) 1:02.16, 3. Tami Olson (UCSB) 1:04.82. 4x400: 1. El Camino CC 3:47.55, 2. NM State Univ. "A" 4:01.12, 3. UC Santa Barbara "A" 4:03.93.

HJ: 1. Denise Mahoney (GCC) 5-6 1/2, 2. Loni Buettner (LBSU) 5-5 1/4, 3. Angie Mirgray (Glendale CC) 5-5 1/4. LJ: 1. Karen Alcorn (Utah) 18-2 1/2, 2. Renee Read (NM St) 17-9 1/2, 3. Heather Sterlin (Unat) 17-6. TJ: 1. Karen Alcorn (Utah) 37-7 1/4, 2. Candis Carper (NM St) 35-10 1/2, 3. Jennifer Lagle (UCSB) 35-7 3/4. SP: 1. Edith Ingram (NM St) 41-5 3/4, 2. Laite Pale (LBSU) 39-0 1/3, 3. Lisa Kirchoff (Glendale CC) 37-0 1/4. DT: 1. Janet Wilson (Unat) 144-4, 2. Laite Pale (LBSU) 133-4, 3. Lisa Kirchoff (Glendale CC) 130-8. JT: 1. Lori Walker (NM St) 138-0, 2. Tammie Knudsen (LBSU) 124-6, 3. Reda Riddle (Glendale CC) 123-1.

## Penn Relays

April 23-24, 1993, Philadelphia, PA

### College -Men

400H-1. Marco Morgan (St. Augustine) 50.58, 4. Tom McGuirk (California/St. Ignatius HS, San Francisco) 51.33. DMR-1. Arkansas 9:31.17, 2. Villanova (Louie Quintana 3:57.7) 9:31.40, 6. California 9:46.60. LJ-1. Erick Walder (Arkansas) 26-1, 4. Chris Huffins (California) 25-0. DT-1. Brian Milna (Penn State) 194-11, 3. Ramon Jimenez-Gaona (California/Paraguay) 186-7, 4. John Wirtz (California/Leland HS, San Jose) 186-6. Qualifying: 100-5. Chris Huffins (California) 10.62.

### Women-College

6,000R-1. Villanova [Becky Spies (Liver-

more HS), Carole Zajac, Megan Flowers, Cheri Goddard] 17:55.51. SMR-1. Arizona State [Christy Akinremi, Lesa Parker (Bishop O'Dowd HS 1992, Oakland), Shanequa Campbell, Kim Toney (Atascadero HS 1990)] 3:45.52. Qualifying College 100-5. Lesa Parker (Arizona State) 11.67.

Olympic Development: 110H--Mark Crear (Nike-International/Rowland HS, Rowland Heights 1987) 13.57. 800R--Commonwealth TC (Mark Crear, Raymond Stewart, John Regis, Tony Jarrett) 1:22.24.

### Women

400R--Atoms TC (Beverly Pierre, Trevaia Williams, Stephanie Saleem, Crystal Irving, Polytechnic HS, Long Beach 1988) 46.07. 1,600R--Atoms TC (Stephanie Saleem, Beverly Pierre, Trevaia Williams, Crystal Irving) 3:33.73.

### College--Men

6,000R--Villanova (Ken Nason, Mike Goring, Brad Sumner, Louie Quintana, Arroyo Grande HS, 1991) 15:00.23.

### Women

100-1. Cheryl Tapiin (LSU) 11.36, 4. Lesa Parker (Arizona State/Bishop O'Dowd HS, Oakland) 11.57.

## Drake Relays

April 23-24, 1993, Des Moines, Iowa

### Qualifying

University-college 110H--1. Johnny Westbrook (Northern Iowa) 13.98, 5. Isaac Carson (Nebraska/Jefferson HS, Daly City 1991) 14.19.

### College

1,600R--1. St. Cloud State 3:14.24, 3. Cal Poly-Pomona 3:15.04. SMR--1. Hastings 3:24.94, 2. Cal Poly-Pomona 3:26.25.

### Women

#### Finals

Invitational 100-1. Holli Hyche (Indiana State) 11.39, 2. Dyan Webber (San Diego) 11.70, 3. Kwani Stewart (Nebraska/Yuba City HS 1990) 11.80. 100H--1. Gudren Arndottir (Georgia) 13.84, 2. Kwani Stewart (Nebraska) 13.89, 6. Aldora George (Cal Poly-Pomona) 14.33.

### Men

Invitational 800-1. Marko Koers (Illinois) 1:47.71, 6. Roger Chagnon (San Luis Obispo) 1:53.27.

### Women

200-1. Holli Hyche (Indiana State) 22.88, 3. Dyan Webber (San Diego) 23.53. 400-1. Natasha Kaiser-Brown (Southern Cal Cheetahs) 51.60. 100H--1. Gudren Arndottir (Georgia) 13.44, 2. Kwani Stewart, (Nebraska/Yuba City HS 1990) 13.45, 6. Aldora George (Cal Poly-Pomona) 14.09.

## BFI Meet of Champions

April 24, Azusa Pacific University.

### Men's Results

100: 1. Anthony Barnes (KTC) 10.23, 2. Dean Capobianco (Aus) 10.31, 3. Osmond Ezinwa (APU) 10.37, 4. Aaron Thigpen (Remi) and Shane Naylor (Unat) 10.42.

# RESULTS

200: 1. Dean Capobianco (Aus) 20.24, 2. Tim Williams (SDTC) 20.77, 3. Osmond Ezinwa (APU) 20.91, 4. Curtis McIntire (Taft) 21.09, 5. Pat Drake (Showtime) 21.13. 400: 1. Curtis McIntire (Taft) 47.18, 2. Jeff Thorbs (SBTC) 47.29, 3. Ed Lovelace (Nike Int'l) 47.79, 4. Keith Barker (Taft) 48.02, 5. Wallace Henry (APU) 48.53. 800: 1. Jose Barbosa (Brz) 1:48.15, 2. Gilmar Santos (Brz) 1:48.62, 3. Takahiro Watanabe (Jpn) 1:50.05, 4. William Jordan (SMTC) 1:50.55, 5. Alton Lewis (SMTC) 1:50.60. 1500: 1. David Baptiste (Cheetahs) 3:52.08, 2. Carl Buena (NV) 3:52.47, 3. Jason Lindholm (FPC) 3:52.60, 4. Anthony Fisher (APU) 3:52.60, 5. Jose Sanchez (FPC) 3:56.03. Invt. Mile: 1. Edgar deOliviera (Brz) 3:58.86, 2. Wander Moura (Brz) 4:05.06, 3. Paul Greer (SDTC) 4:08.01, 4. Donnell Johnson (Taft) 4:10.98, 5. Daniel das Nives (Brz) 4:11.14.

5000: 1. Goshu Tadese (FPC) 15:02.65, 2. JT Vida (Unat) 15:10.84, 3. Javier Ramirez (NV) 15:22.07, 4. Jorge Castro (Unat) 15:39.02, 5. Fred Miraian (UR) 15:52.34. 110m HH: 1. Robert Reading (Acc) 13.76, 2. Malcolm Dickson (Remi) 13.76, 3. Sherman Morris (NV) 13.96, 4. Willie Gault (Raiders) 13.97, 5. Anthony House (SBTC) 14.00. 400m IH: 1. Gordon Bugg (Cheetahs) 51.44, 2. Antonias Datsun (SBTC) 51.74, 3. Stephen Flenoy (Acc) 51.91, 4. Kevin Dallas (NV) 52.38, 5. John Bryant (Unat) 52.46. 4x100: 1. CSUN 40.83, 2. SBTC 41.16, 3. Taft JC 42.13, 4. Redlands 43.21, 5. CMS 45.20. 4x400: 1. South Bay TC 3:11.53, 2. CSUN "A" 3:13.58, 3. MCS 3:19.93, 4. Showtime "B" 3:20.52, 5. Azusa Pacific Univ. 3:22.92.

HT: 1. Horatio Garcia (STC) 205-4, 2. Joe Hicks (CSUN) 201-1, 3. Larry Johnston (APU) 197-4, 4. Mattias Borman (NV) 194-6, 5. Mike Susank (CMS) 178-0. SP: 1. Ade Olukoujo (NGR) 60-6 3/4, 2. Mark Harisay (Unat) 58-1 1/4, 3. Jason Wyatt (APU) 57-4 1/4, 4. Jeff Dunn (CSUN) 54-1 3/4, 5. Rene Bustamante (Cit) 53-9 3/4. LJ: 1. Hui Jang Nai (Cheetahs) 26-0 3/4, 2. Benjamin Koeh (Ken) 25-10 1/4, 3. Derrek Scurry (CSUN) 24-1, 4. John Burrell (NV) 23-8 3/4, 5. EricLee Gilmore (FPC) 23-2 1/2. DT: 1. Lloyd Higgins (Unat) 185-11, 2. Mattias Borman (NV) 160-1, 3. Rene Bustamante (Cit) 159-1, 4. Dave Johnson (Rebok) 153-3, 5. John Dermody (NV) 149-3. PV: 1. Tom Parker (Advantage) 17-0 3/4, 2. Vince Beresford (APU) 16-6 3/4, 3. Luke Walker (APU) 16-6 3/4, 4. Dave Rynearson (CSUN) 16-0 3/4, 5. Brooks Morris (Unat) 16-0 3/4. HJ: 1. Doug Nordquist (AIA) 7-4 1/2, 2. Ben Beal (APU) and Joel Mitre (UCR) 6-8 3/4, 4. Erik Jones (CMS) 6-6 3/4, 5. Matt Gardner (FPC) 6-6 3/4. TJ: 1. Craig McClure (UCR) 49-2 1/2, 2. Clayton Tharington (CSUN) 49-0 1/4, 3. Ben Beat (APU) 47-4 1/2, 4. Erik Joseph (Muzik TC) 47-3 3/4, 5. Jarod Smith (FCC) 46-4 1/4. JT: 1. Jim Lile (NV) 226-8, 2. Mattias Borman (NV) 199-6, 3. Matt Biddinger (NV) 171-3, 4. Mark Hanke (ULV) 166-10, 5. Luke Walker (APU) 165-5.

## Women's Results

100: 1. Charlotte Vines (CSUN) 11.91, 2.

Charyl Porter (Showtime) 11.99, 3. Myra Mayberry (Showtime) 12.07, 4. Tamika Bradfield (CSUN) 12.14, 5. Contina Young (Taft) 12.22. 200: 1. Christy Opara (Cheetahs) 23.36, 2. Myra Mayberry (Showtime) 23.73, 3. Cheryll Porter (Showtime) 24.07, 4. Charlotte Vines (CSUN) 24.18, 5. Tamika Bradfield (CSUN) 24.87. 400: 1. Danette Young (WCTC) 52.04, 2. Christie Opara (Cheetahs) 55.53, 3. La Tanya Sherfield (SDTC) 55.68, 4. Maya Greene (CSUN) 58.66, 5. Dorothy Byron (CSUN) 59.05. 800: 1. Elizabeth Onyambu (Biola) 2:07.78, 2. Jackie Love (Unat) 2:08.93, 3. Leslie Mayne (Unat) 2:10.81, 4. Jennifer Nanista (SDTC) 2:13.64, 5. Nicole DeVries (APU) 2:15.49. 1500: 1. Chris Morgan (NTW) 4:35.84, 2. Annie Seawright (NTW) 4:38.78, 3. Patricia Retis (Mex) 4:39.4, 4. Kim Neighbour (NV) 4:41.78, 5. Katy Cunningham (NTW) 4:49.58.

3000: 1. Liz Zarayzo (NTW) 10:08.8, 2. Sherri Hall (Unat) 10:44.1, 3. Jackie Dineen (UCR) 10:54.0, 4. Kelly Swinney (NV) 11:03.0, 5. Heidi Heitschmidt (CSUN) 11:16.3. 100m H: 1. Marsha Guialdo (CSLA) 13.19, 2. Michelle Campbell (APU) 13.48, 3. Doris Williams (Gold TC) 13.56, 4. Wanet Chan (Acc) 13.56, 5. Kim Young (CSUN) 13.64. 400m H: 1. Marian Knijn (SDTC) 58.00, 2. LaTanya Sheffield (SDTC) 1:00.40, 3. Valerie Manning (Unat) 1:03.90, 4. Kim Young (CSUN) 1:04.49, 5. Shonna Bernard (FCC) 1:04.95. 4x100: 1. Biola 49.31, 2. Nevada 49.52, 3. Fullerton CC 50.23, 4. Claremont-Scripps-Mudd DQ. 4x400: 1. CSUN "A" 3:53.20, 2. CSUN "B" 3:58.47, 3. Nike Track West 3:59.20, 4. Azusa Pacific 4:00.30, 5. Nevada 4:03.01.

SP: 1. Teresa Strickland (CSUN) 47-10, 2. Kristina Barden (NV) 41-9 1/4, 3. Melissa Stewart (APU) 39-8 3/4, 4. Ellen Disenbacher (PP) 36-7, 5. Ann Mumma (CLU) 34-8 1/2. HT: 1. Donna Beard (AIA) 161-1. JT: 1. Donna Beard (AIA) 138-11, 2. Angie Wiese (FPC) 125-1, 3. Patty Beckman (NV) 122-7, 4. Deb Malachowski (APU) 121-4, 5. Linette Butler (CMS) 116-6. HJ: 1. Clare Look-Jaeger (NCTC) 5-10 3/4, 2. Tonya Mendonca (Unat) 5-8 3/4, 3. Brooke Knight (FPC) and Terri Pruitt (APU) 5-3, 5. Carolyn Izoco (NV) 5-3. LJ: 1. Wendi Simmons (NCTC) 21-0 1/2, 2. Lisa Hale (SBTC) 20-1, 3. Tannel House (CSUN) 19-1 1/4, 4. Danielle Brown (FCC) 18-8, 5. Clare Look-Jaeger (NCTC) 18-6. DT: 1. Teresa Strickland (CSUN) 153-9, 2. Debbie Malachowski (APU) 152-7, 3. Michelle Bryant (PCC) 141-11, 4. Kristine Barden (NV) 139-3, 5. Melissa Stewart (APU) 134-6. TJ: 1. Tannel House (CSUN) 38-9 1/2, 2. Danielle Brown (FCC) 38-6 1/4, 3. Carmen Gage (APU) 36-3 1/2, 4. Carolyn Izoco (NV) 36-3, 5. Terri Pruitt (APU) 35-5 1/4.

## Fresno State 3-Way

April 24. Warmerdam Field, Fresno.  
(Fresno State/UC Davis/Cal Poly SLO)  
Men's Results

### Team Scores:

Dual: Fresno State 112, Cal Poly SLO 39.  
Fresno State 111, UC Davis 43.

UC Davis 97, Cal Poly SLO 51.

3-Way: Fresno State 105, UC Davis 53, Cal Poly SLO 95.

100: 1. Whylin Bratton (FSU) 10.44, 2. Paul Castle (FSU) 10.45, 3. Arnold Hardy (UCD) 10.69, 4. John Spencer (FSU) 10.79, 5. Andrew Bach (UCD) 10.83. 200: 1. Whylin Bratton (FSU) 21.12, 2. Paul Castle (FSU) 21.13, 3. Dant Kusleika (FSU) 21.22, 4. Ryan Katri (CPSLO) 21.87, 5. Fred Lee (FSU) 21.99. 400: 1. James Craft (FSU) 49.86, 2. Kevin Grassell (UCD) 50.10, 3. Steve Hubbell (UCD) 50.28, 4. Coley Candaale (CPSLO) 50.40, 5. Spencer Cole (UCD) 51.12. 800: 1. Joe Amendt (FSU) 1:51.87, 2. Dan Held (CPSLO) 1:52.06, 3. Travis Monchamp (UCD) 1:54.07, 4. Rafil Wodopla (FSU) 1:54.27, 5. Dan Fitzpatrick (CPSLO) 1:55.14. 1500: 1. Coley Candaale (CPSLO) 3:51.71, 2. Kevin Berkowitz (CPSLO) 3:54.04, 3. Rafil Wodopla (FSU) 3:54.78, 4. Pat Zweifel (CPSLO) 3:55.07, 5. Dan Zoldak (FSU) 4:00.26.

3000 SC: 1. Curtis Alexander (FSU) 9:32.71, 2. Lance Trovinger (UCD) 9:44.85, 3. Tom Courts (FSU) 9:50.73, 4. Blair Venables (FSU) 10:17.09. 110m HH: 1. Robert Foster (FSU) 14.00, 2. Jabari Reynolds (FSU) 14.53, 3. Jerry Edwards (CPSLO) 14.76, 4. Chris Edwards (CPSLO) 14.53, 5. Dave Townsend (UCD) 15.44. 400m IH: 1. Kurt Schwartz (UCD) 52.37, 2. Brian Flewellen (FSU) 53.73, 3. Ken Jett (UCD) 53.75, 4. Ben Fay (CPSLO) 53.99, 5. Tim Baxter (UCD) 55.50. 4x100: 1. Fresno State "B" 40.97, 2. Fresno State "A" 41.31, 3. UC Davis 42.08, 4. Cal Poly SLO 42.76. 4x400: 1. Fresno State "A" 3:17.16, 2. Fresno State "B" 3:17.17, 3. UC Davis 3:17.34.

HT: 1. Randy Herron (FSU) 175-0, 2. Joey Taylor (UC Davis) 174-3, 3. Brett Chappell (FSU) 171-6, 4. Allen Babayan (UCD) 170-10, 5. Eric Halterman (CPSLO) 168-3. JT: 1. Trevor Turner (FSU) 172-11, 2. Wayne Bartieme (UCD) 172-1 1/2, 3. Alan Babayan (UCD) 160-3, 4. Matt Hooper (CPSLO) 155-8 1/2, 5. Scott Marzilli (CPSLO) 152-11 1/2. LJ: 1. Robert Foster (FSU) 25-0 3/4, 2. Mike Jones (FSU) 23-4, 3. Kendall Hoggatt (FSU) 23-2 3/4, 4. Mike Jones (UCD) 22-7 3/4, 5. Mike Peterson (UCD) 22-2 1/2. SP: 1. Keith Jones (FSU) 53-1 3/4, 2. Alan Babayan (UCD) 52-8 1/4, 3. Chris Carter (CPSLO) 52-7 1/2, 4. Joey Taylor (UCD) 51-10, 5. Ivan Zasmozuk (UCD) 45-6 1/4. TJ: 1. Robert House (FSU) 51-8 1/2, 2. Robert McLean (UCD) 47-5 3/4, 3. Mike Jones (UCD) 46-11 3/4, 4. Kendall Hoggatt (FSU) 44-6 3/4. DT: 1. Jeff Blakefield (UCD) 52.37, 2. Joey Taylor (UCD) 156-5, 3. Allan Babayan (UCD) 154-8, 4. Keith Jones (FSU) 147-2, 5. Chris Carter (CPSLO) 143-5. HJ: 1. Kevin Williams (FSU) 6-10, 2. Gabe Manville (CPSLO) 6-10, 3. Aaron Maddieux (CPSLO) 6-8, 4. Brent Miller (FSU) 6-8, 5. Jerry Edwards (CPSLO) 6-8. PV: 1. Brian Adamick (CPSLO) 17-4 1/2, 2. David Cox (FSU) 16-10 3/4, 3. Dwayne Dawson (CPSLO) 16-4 3/4, 4. Paul Friendenbach (FSU) and Darren Fraley (FSU) 15-5.

## Women's Results

### Team Scores:

Dual: Fresno State 96, Cal Poly SLO 40.  
Fresno State 110, UC Davis 26.  
UC Davis 79, Cal Poly SLO 57.

3-Way: Fresno State 103, Cal Poly SLO 39, UC Davis 30.

100: 1. Trishun Jackson (FSU) 11.95, 2. Kesha Criswell (FSU) 12.04, 3. Cyndi Hill (FSU) 12.22, 4. Janeane Hamilton (UCD) 12.47, 5. Cari Stenger (UCD) 12.52. 200: 1. Tanya Dooley (FSU) 24.20, 2. Kesha Criswell (FSU) 24.73, 3. Cyndi Hill (FSU) 24.90, 4. Janeane Hamilton (UCD) 25.13, 5. Cari Stenger (UCD) 25.68. 400: 1. Auwana Brown (FSU) 54.94, 2. J. Richardson (FSU) 55.50, 3. Charlene Falcis (UCD) 57.91, 4. Gabby McKenzie (CPSLO) 58.46, 5. Lanetta Powell (UCD) 58.65. 800: 1. Almes Cohon (FSU) 2:11.47, 2. Suzy Jones (UCD) 2:12.25, 3. Holiday Molway (UCD) 2:13.16, 4. Dina Moore (CPSLO) 2:13.79, 5. Noelle Righter (FSU) 2:14.08. 1500: 1. Holiday Molway (UCD) 4:43.36, 2. Nika Horn (CPSLO) 4:45.49, 3. Kelly Flathers (CPSLO) 4:51.98, 4. Heather Scobie (UCD) 4:55.59, 5. Christine Ganger (FSU) 5:24.48.

3000: 1. Kelly Flathers (CPSLO) 10:01.10, 2. Janae Roller (UCD) 10:04.19, 3. Shelly Calvert (CPSLO) 10:10.26, 4. Dina Farage (FSU) 10:15.69, 5. Evelyn Martino (FSU) 10:16.18. 100m H: 1. Monica Missick (FSU) 13.82, 2. Lisa Collet (FSU) 14.39, 3. Julita Patil (UCD) 14.84, 4. Kerri Gabrielson (CPSLO) 15.05, 5. Karen Hsu (UCD) 15.37. 400m H: 1. Julita Patil (UCD) 1:03.64, 2. Nicole Aflague (FSU) 1:03.83, 3. Julia Dudley (FSU) 1:05.94, 4. Monica Missick (FSU) 1:05.94, 5. April Anderson (UCD) 1:06.85. 4x100: 1. Fresno State "A" 46.49, 2. Fresno State "B" 47.12, 3. UC Davis 47.79, 4. Cal Poly SLO DQ. 4x400: 1. Cal Poly SLO 3:50.31, 2. Fresno State "A" 3:50.98, 3. Fresno State "B" 3:52.20, 4. UC Davis 3:54.12.

JT: 1. Allison Ellerts (CPSLO) 137-7, 2. Karen Tiner (FSU) 120-8, 3. Erica Ahman (CPSLO) 119-5, 4. Lisa Collet (FSU) 111-8, 5. Rachel Hudson (FSU) 100-6. LJ: 1. Lisa Collet (FSU) 19-3 1/4, 2. Trishun Jackson (FSU) 19-0, 3. Tara Didyk (FSU) 18-7 1/4, 4. Michelle Allen (FSU) 18-1 1/2, 5. C. Sternberg (UCD) 17-4 1/4. SP: 1. Jennifer Viavia (FSU) 45-3 3/4, 2. Lori Rodriguez (FSU) 41-5 3/4, 3. Talafulu Misa (FSU) 41-4 1/2, 4. Lorraine Seiler (FSU) 39-11 1/2, 5. Joanna Vandeven (UCD) 39-9 3/4. HJ: 1. Kim Moshier (FSU) 5-8, 2. Diane Korbel (CPSLO) 5-6, 3. Robin Campana (CPSLO) 5-6, 4. Susan Conlan (FSU) 5-4, 5. Anemearne Travis (FSU) 5-4. DT: 1. Talafulu Misa (FSU) 167-2, 2. Jennifer Peters (CPSLO) 155-7, 3. Lorraine Seiler (FSU) 155-2, 4. Erica Ahman (CPSLO) 152-8, 5. Paula Sarmiento (UCD) 138-0. TJ: 1. Tara Didyk (FSU) 41-4 1/4, 2. Michelle Allen (FSU) 38-4 1/4, 3. Allison Zemney (CPSLO) 37-11 1/4, 4. Tammy Graham (UCD) 37-10, 5. Karen Hsu (UCD) 32-5.

# RESULTS

## Coast-Valley Conference JC Meet

May 1. Taft.

### Men's Results

**Team Scores:** 1. Fresno CC 282, 2. Taft 157, 3. COS 93, 4. Hancock 32, 5. Porterville 22, 5. Kings River 4.

**3000 SC:** 1. Johnston (Taft) 10:06.94, 2. Fresno CC 10:21.85, 3. Young (FCC) 11:11.16. **400 Relay:** 1. Taft 40.01, 2. FCC 40.73, 3. Sequoias 41.39. **1500:** 1. Johnson (Taft) 8:53.42, 2. Kennedy (Taft) 9:58.72, 3. Lindsay (Hancock) 4:00.28. **110m HH:** 1. Vaughn (FCC) 15:16, 2. Woods (FCC) 15.79, 3. Rusconi (FCC) 15.85. **400:** 1. McIntire (Taft) 47.21, 2. Doney (Taft) 47.21, 3. Tureaud (Taft) 50.29. **100:** 1. Roe (FCC) 10.46, 2. Stokes (Porterville) 10.47, 3. Philyow (Taft) 10.53. **800:** 1. Johnson (Taft) 1:53.57, 2. Leon (Taft) 1:56.60, 3. Kennedy (Taft) 1:58.96. **400m H:** 1. Herrera (Taft) 56.3, 2. Barkey (COS) 57.4, 3. Woods (FCC) 57.7.

**200:** 1. Stokes (PC) 21.01, 2. Dokey (Taft) 21.08, 3. McIntire (Taft) 21.73. **5000:** 1. Gallegos (Taft) 15:46.56, 2. Madrigal (FCC) 17:22.4, 3. Curtis (FCC) 17:48.89. **1600 Relay:** 1. Taft 3:19.15, 2. FCC 3:45.64, 3. COS 3:54.57. **HT:** 1. Dose (FCC) 159-8, 2. Powell (FCC) 142-9, 3. Ceccarelli (FCC) 140-9. **JT:** 1. Warner (FCC) 177-8, 2. Johnson (FCC) 174-1 3/4, 3. Vinegas (COS) 157-3 1/2. **PV:** 1. Rusconi (FCC) 13-6, 2. Will (COS) 13-6, 3. Magana (FCC) 13-0. **LJ:** 1. Lambert (FCC) 23-7 3/4, 2. Jenkins (COS) 23-4, 3. Douglas (FCC) 23-0. **SP:** 1. Johnson (FCC) 48-9, 2. Powell (FCC) 47-1, 3. Dose (FCC) 42-6. **HJ:** 1. David Bass (FCC) 7-0, 2. Jenkins (COS) 6-10, 3. Vaughn (FCC) 6-4. **TJ:** 1. Jenkins (COS) 46-2, 2. Lopez (FCC) 46.0, 3. Lambert (FCC) 44-5. **DT:** 1. Powell (FCC) 156-3, 2. Johnson (FCC) 144-2, 3. Marquez (FCC) 137-8. **10,000:** 1. Caorla Hancock (33:40.7, 2. Duis (Taft) 34:04.6, 3. Gonzales (Hancock) 34:17.9.

**Outstanding Track Athlete:** Stokes (PC).

**Outstanding Field Athlete:** Jenkins (COS).

**Coaches of the Year:** Gary Bluth, Gwen Loud (FCC).

### Women's Results

**Team Scores:** 1. FCC 64, 2. Taft 26, 3. Hancock 20, 4. COS 18.

**3000:** 1. Pineda (Hancock) 11:52.21, 2. Hard (FCC) 14:40.70. **400 Relay:** 1. FCC 59.92. **1500:** 1. James (Taft) 4:55.09, 2. Dyer (Taft) 5:25.25, 3. Sisk (FCC) 5:33.61. **100m H:** 1. Marshall (Hancock) 16.44, 2. Christiansen (FCC) 20.29. **400:** 1. Hand (FCC) 1:19.51. **100:** 1. Young (Taft) 12.36. **800:** 1. James (Taft) 2:18.30, 2. Dyer (Taft) 2:34.08, 3. Sisk (FCC) 2:43.73. **400m H:** 1. Marshall (Hancock) 1:06.19, 2. Jacobson (FCC) 1:16.42.

**200:** 1. Young (Taft) 25.67, 2. Sisk (FCC) 31.96. **5000:** 1. Pineda (Hancock), JT: 1. Christiansen (FCC) 107-6, 2. Wright (FCC) 94-9, 3. Jones (COS) 74-0. **LJ:** 1. Padilla (COS) 16-10, 2. Jacobsen (FCC) 13-11 1/

4. SP: 1. Wright (FCC) 38-7, 2. Christianson (FCC) 29-11, 3. Verdusco (FCC) 27-2 1/2. **HJ:** 1. Padilla (COS) 4-10, 2. Jacobsen (FCC) 4-0. **TJ:** 1. Padilla (COS) 34-7, 2. Sisk (FCC) 27-8. **DT:** 1. Wright (FCC) 120-0, 2. Verdusco (FCC) 100-0, 3. Christiansen (FCC) 88-9.

**Outstanding Track Athlete:** James (Taft).

**Outstanding Field Athlete:** Padilla (COS), Wright (FCC).

**Coach of the Year:** Ken Dose (FCC).

## Don Kirby Memorial Meet

May 1. Univ. of New Mexico, Albuquerque.

### Men's Results

**Team Scores:** 1. Fresno State 196, 2. New Mexico 143, 3. Stephen F. Austin 140, 4. Florida State 70.

**100:** 1. Jonathon Carter (FL St) 10.46, 2. Whaylin Bratton (FSU) 10.56. **200:** 1. Terry Bowen (FSU) 21.21, 2. Doranner Legington (SFA) 21.33. **400:** 1. Kevin Ansley (FI St) 46.96, 2. Nehemiah Jefferson (FI St) 47.42. **800:** 1. Jason Haydel (SFA) 1:51.93, 2. Eric Smith (UNM) 1:53.29. **1500:** 1. Ralf Wodopia (FSU) 4:00.9, 2. Nils Eng (NM) 4:02.4.

**3000 SC:** 1. Curtis Alexander (FSU) 9:36.9, 2. Greg Walters (NM) 9:54.0. **5000:** 1. Tim Coburn (FSU) 15:27.9, 2. Newland (NM) 15:32.6. **110m HH:** 1. Robert Foster (FSU) 13.77, 2. Marcus Dixon (FI St) 13.93. **400m IH:** 1. Tim Franklin (FI St) 52.21, 2. Kwane Stewart (NM) 52.24. **4x400 Relay:** 1. FI St 40:25, 2. SFA 41.00. **4x400 Relay:** 1. FI St 8:09.81, 2. Fresno St 3:11.31.

**TJ:** 1. Robert House (FSU) 51-7, 2. Kelsey Nash (FI St) 49-7 1/2. **HJ:** 1. Robert Merchetti (NM) 6-9, 2. Kevin Williams (FSU) 6-7. **PV:** 1. Paul Friedenbach (FSU) 15-8 1/2, 2. Tommy Richards (SFA) 15-8 1/2. **LJ:** 1. Robert Foster (FSU) 24-8 1/2, 2. Rodney Black (SFA) 22-9. **SP:** 1. Keith Jones (FSU) 53-10 1/2, 2. Eddie Langford (SFA) 49-1 1/2. **HT:** 1. Brett Chappell (FSU) 185-3 3/4, 2. Randy Herron (FSU) 183-9. **JT:** 1. Adrian Romero (NM) 208-6, 2. Ryan Ledlow (SFA) 195-6 1/2. **DT:** 1. Cord Ennis (NM) 157-9, 2. Keith Jones (FSU) 152-1 1/2.

### Women's Results

**Team Scores:** 1. Fresno State 219, 2. New Mexico 113 1/2, 3. San Diego St 113 1/2, 4. Florida State 75.

**100:** 1. Sheryl Covington (FI St) 11.65, 2. Trishun Jackson (FSU) 11.89. **200:** 1. Covington (FI St) 23.63, 2. Tanya Dooley (FSU) 24.00. **400:** 1. Dooley (FSU) 53.51, 2. Auwana Brown (FSU) 55.55. **800:** 1. Aimee Cohon (FSU) 2:12.73, 2. Noelle Righter (FSU) 2:19.22. **1500:** 1. Kelly Dix (UNM) 4:46.6, 2. Righter (FSU) 4:50.9.

**3000:** 1. Evelyn Martino (FSU) 11.05, 2. Gabby Bednarski (NM) 11.31. **5000:** 1. Dina Farage (FSU) 18:02.8, 2. Martino (FSU) 18:43.3. **100m H:** 1. Peggy Armand (FI St) 14.13, 2. Monica Missigg (FSU) 14.23. **400m IH:** 1. Erica Prodanovich (SDSU) 1:01.30, 2. Nicole Aflague (FSU) 1:02.65. **4x100:** 1. Fresno State 45.8, 2. FI St 46.6.

**4x400:** 1. Fresno St. 3:48.00, 2. SDSU 3:55.06. **HJ:** 1. Indy Henry (FI St) 5-9 1/2, 2. Aura Cook (NM) 5-7 1/2. **LJ:** 1. Tara Didyk (FSU) 19-7, 2. Trinette Johnson (FI St) 19-1 1/2. **SP:** 1. Jennifer Viavia (FSU) 44-1, 2. Lori Rodriguez (FSU) 42-0. **DT:** 1. Talafulu Misa (FSU) 154-11 1/2, 2. Lorraine Seiler (FSU) 147-1 1/2. **JT:** 1. Birgit Bauer (FSU) 145-11, 2. Julie Pruett (NM) 123-3 1/2. **TJ:** 1. Tara Didyk (FSU) 40-1.

## Northridge Invitational

May 1. CS Northridge.

### Men's Results

**100:** 1. Patterson (Riv) 10.82, 2. Swift (SJ TC) 10.95, 3. Gomez (SoWestern) 10.99, 4. Dotson (South Bay) 11.01, 5. Dixon (Unat) 11.03. **200:** 1. Williams (SD TC) 21.65, 2. Lewis (South Bay) 22.10, 3. Gomez (SoWestern) 22.11, 4. Woods (SoWestern) 22.12, 5. Wright (CSN) 22.21. **400:** (Heat 1) 1. Bridgewater (CSLA) 46.98, 2. Sam

53.87. **400 Relay:** 1. Riverside 41.47, 2. LA Southwest 41.79, 3. Fullerton 42.93, 4. Ventura 43.13, 5. Rancho Santiago 43.40. **1600 Relay:** 1. Riverside 3:15.50, 2. West L.A. 3:21.86, 3. Moorpark 3:22.25, 4. Ventura 3:23.79, 5. Claremont 3:24.87.


**HJ:** 1. Mack (CSN) 6-8 3/4, 2. Buchanan (SDSU) 6-8 3/4, 3. Cody (Fullerton) 6-8 3/4, 4. Jones (Claremont) 6-8 3/4, 5. Hubbard (Fullerton) 6-4 3/4. **PV:** 1. Parker (Ad Ath) 16-4 3/4, 2. (tie) Miller (Occ) and Marston (CSN) 15-11, 4. Oliver (Unat) 15-11, 5. Bailey (CSN) 15-11. **LJ:** 1. Gildersleeve (Unat) 25-8, 2. Johnson (Ventura) 24-3 1/2, 3. Johnson (Riv) 23-7 1/4, 4. Ellis (SDSU) 23-1 3/4, 5. Smart (South Bay) 22-9. **TJ:** 1. Johnson (CSLA) 48-11, 2. Davenport (Unat) 48-1 3/4, 3. Johnson (Riv) 46-8 3/4. **SP:** 1. Olukoju (Unat) 60-3, 2. McDaniel (Unat) 57-4 1/2, 3. Chronister (Unat) 57-3 1/2, 4. Wyatt (Azusa Pacific) 56-7 1/4, 5. Harisay (Unat) 56-6. **DT:** 1. Olukoju (Unat) 181-8, 2. Chronister (Unat) 173-7, 3. Van Mohr (USMC) 172-11, 4. Wilson (Unat) 163-8, 5. Zorich (Unat) 161-7. **HT:** 1. Clark (Unat) 188-4, 2. Watson (Claremont) 185-1, 3. Wilson (Unat) 182-3, 4. Gaylies (CSN) 179-1, 5. Zorich (Unat) 178-7. **JT:** 1. Fearly (Unat) 203-4, 2. Wilburn (Unat) 192-1, 3. McClintock (Golden West) 190-6, 4. Carpenter (AIA) 182-0, 5. Thompson (Ventura) 173-8.

### Women's Results

**100:** 1. Bradfield (CSN) 12.50, 2. Hamilton (CSLA) 12.63, 3. Young (CSN) 12.72, 4. Burnside (SDSU) 12.78, 5. Howard (CSLA) 12.83. **200:** 1. Young (CSN) 25.07, 2. Bradfield (CSN) 25.09, 3. Stewart (CSN) 25.2, 4. Vines (CSN) 25.44, 5. Jones (El Cam) 26.22. **400:** 1. Knijon (Unat) 53.71, 2. Frazier (UNLV) 54.55, 3. Sheffield (Unat) 55.29, 4. Seline (Atoms TC) 55.75, 5. Clarke (Unat) 56.15. **800:** 1. Fletcher (UNLV) 2:10.30, 2. Irving (Atoms TC) 2:12.82, 3. Acosta (El Cam TC) 2:15.67, 4. Lowery (Unat) 2:18.27, 5. Wall (Unat) 2:19.74. **1500:** 1. Bayles (Unat) 4:35.02, 2. Thomas (UCSB) 4:41.64, 3. Acosta (El Cam TC) 4:42.55, 4. Pedrazza (CSLA) 4:42.56, 5. McCarthy (UNLV) 4:49.80.

**3000:** 1. Rabbitt (Nike) 9:29.56, 2. Kupchalk (Occ) 10:03.15, 3. Garrison (Unat) 10:14.96, 4. Mabe (Unat) 10:20.05, 5. Hawkins (Unat) 10:23.78. **100 H:** 1. Williams (Unat) 13.96, 2. Hale (So Bay TC) 14.29, 3. Bernard (Fullerton) 14.99, 4. Thomas (UCSB) 15.14, 5. Sims (CSN) 15.35. **400 H:** 1. Williams (Atoms TC) 58.43, 2. Knijon (Unat) 60.42, 3. Olson (UCSB) 63.26, 4. Bernard (Fullerton) 64.25, 5. Knott (UCSB) 67.02. **400 Relay:** 1. Nevada Las Vegas 47.7, 2. Riverside 49.8, 3. Mankato St. 49.9, 4. Moorpark 50.27, 5. Fullerton 50.55. **1600 Relay:** 1. Riverside 4:04.44, 2. Unat Team 4:16.34, 3. Riverside B 4:27.66, 4. Middlebury 4:28.98, 5. Ventura 4:48.85.

**HJ:** 1. Svoboda (Unat) 5-10, 2. Moulton (CS Bakersfield) 5-8 3/4, 3. Cunningham (Riv) 5-6, 4. Bornhorst (UCSB) 5-4, 5. Stewart (Valley) 5-2. **LJ:** 1. Hale (South Bay TC) 19-8, 2. Bornhorst (UCSB) 18-6, 3. Dil-



ISRAEL POSE

Photo by Bill Leung, Jr.

muels (SJ TC) 47.60, 3. Redd (Riv) 47.82, 4. Hensley (CSLA) 47.91, 5. Armour (Unat) 48.15. (Heat 2) 1. Brown (Ventura) 48.34. **800 (Heat 1):** 1. Lewis (SMTTC) 1:52.2, 2. Carnegie (Unat) 1:52.4, 3. Jordan (SMTTC) 1:52.7, 4. Rhodes (Claremont) 1:53.1, 5. Steele (Riv) 1:53.5. (Heat 2) 1. McBride (CS Baks) 1:51.65. **1500:** 1. Aagard (Claremont) 3:54.05, 2. Warren (Riv) 3:54.50, 3. Godsey (CSN) 3:55.02, 4. Flynn (Unat) 3:58.46, 5. Kendrick (Occ) 3:59.54.

**5000:** 1. Pose (El Cam) 14:42.7, 2. Robinson (Westmont) 14:45.8, 3. Garcia (Occ) 14:48.3, 4. Reinsch (El Cam) 14:49.1, 5. Manzano (Riv) 14:50.3. **110m HH:** 1. Swift (SJ TC) 14.14, 2. (tie) Wade (SoWest) and Hiraiva (Unat) 14.82, 4. Wellert (Riv) 14.95, 5. (tie) Wesley (Moorpark), Youngblood (Unat) and Brown (Golden West) 15.03. **400m IH:** 1. Bigg (Goldwin) 52.38, 2. Swift (SJ TC) 52.69, 3. Bryant (Unat) 52.70, 4. Urbe (SJ TC) 53.65, 5. Wade (SoWestern)



# RESULTS

lon (SDSU) 18-4 1/2, 4. Brown (Fullerton) 17-11, 5. Gage (Azusa Pacific) 17-5 3/4. T.J.: 1. Kirklund (CS Baks) 38-11 3/4, 2. Mallard (CSB) 38-8 3/4, 3. McQueen (Riv) 36-4, 3. Gage (Azusa Pacific) 35-11 1/2, 5. Lagle (UCSB) 34-4 1/2. SP: 1. Brown (Unat) 54-4, 2. Stricklin (CSN) 46-8 1/4, 3. Malachowski (AzPac) 43-9 1/4, 4. Logan (CSN) 42-11 1/2, 5. Germany (UNLV) 40-7 3/4. DT: 1. Andrews (Unat) 169-7, 2. Stricklin (CSN) 154-0, 3. Biddinger (CSB) 151-6, 4. Malachowski (Az Pac) 144-4, 5. Dinserbacher (Pomona Pit) 132-7. HT: 1. Hetherington (Middlebury) 101-2, 2. Becker (Middlebury) 83-1. JT: 1. Malachowski (Az Pac) 137-2, 2. Wacken (CSLA) 115-6, 3. Stewart (Valley) 115-4, 4. Butler (Claremont) 114-10, 5. Marasov (UCSB) 111-2.

## UC San Diego Invitational

May 1. UC San Diego.

### Men's Results

100: 1. Williams (S&S) 10.50w. 200: 1. Taylor (Unat) 21.26, 2. Dustin (USC) 21.58. 400: 1. Taylor (Unat) 46.56. 800: 1. Barbosa (Brazil) 1:46.54, 2. De Oliveira (Brazil) 1:47.43, 3. Santos (Brazil) 1:47.88, 4. Keter (Pt. Loma) 1:49.05, 5. Watanabe (Japan) 1:49.30, 6. Kastor (Nike Tk. West) 1:51.30. 1500: 1. Moura (Brazil) 3:44.39, 2. Cruz (Brazil) 3:45.60, 3. DasNeves (Brazil) 3:45.67, 4. Battiest (SoCal Cheetahs) 3:51.10, 5. Frisone (CS Fullerton) 3:51.82. 110m HH: 1. Reading (Accusplit) 13.78w, 2. Swift (Unat) 13.81, 3. Bell (USC) 14.29, 4. Chiamulera (Brazil) 14.30. 400m IH: (Race 1) 1. Ayers (CPP) 52.76. (Race 2) 1. Flanoy (So.Bay) 51.25, 2. Chaimulera (Brazil) 51.63, 3. Bugg (Goldwin) 52.27, 4. Swift (Unat) 52.47. 400 Relay: 1. USC 41.07. 1600 Relay: 1. Brazil 3:11.23, 2. CPP 3:13.87.

HJ: 1. Healy (US Navy) 7-0 1/4, 2. Cody (Asics) 7-0 1/4, 3. Ahmed (Unat) 7-0 1/4. PV: 1. Thorson (S&S) 16-8 3/4, 2. Parker (Advantage) 16-4 3/4, 3. Klassen (USC) 16-4 3/4, 4. Morris (Unat) 16-4 3/4, 5. Beresford (AP) 16-4 3/4, 6. Halverson (Unat) 16-0 3/4. DT: 1. Kirchhoff (USC) 194-7, 2. Danowsky (USC) 184-9, 3. Mohr (Unat) 178-0, 4. Clark (Unat) 167-6, 5. Rose (Unat) 165-3. HT: 1. Sargent (Triton) 203-10, 2. Taylor (UCSD) 195-11, 3. Danowsky (USC) 189-0, 4. Clark (Unat) 184-1, 5. Lowe (Canada) 183-4, 6. Cogbill (Triton) 178-3. JT: 1. Vogtli (Switzerland) 207-2.

### Women's Results

100 (Race 1): 1. Howard (CSLA) 11.8w, 2. Kurtela (UCI) 11.8. (Race 2): 1. Bracey (USC) 12.13, 2. Washington (UCSD) 12.19. 200: 1. Jones (USC) 24.36. 400: 1. Guialdo (CSLA) 53.92, 2. Jones (USC) 54.15. 1500: 1. P. Plumer (Nike Cst) 4:30.8, 2. Sonrells (NTW) 4:34.9, 3. Buchichio (NTW) 4:35.4. 3000: 1. Morgan (Nike Tk.West) 9:55.80, 2. Seawright (NTW) 9:59.17, 3. Bessel (Ron Tabb TC) 10:07.60, 4. Garrison (Buena Park HS) 10:10.16. 5000: 1. Stewart (Unat) 17:24.34. 100 H: 1. Lipscomb

(USC) 13.76w, 2. Thompson (CSLB) 13.77, 3. Smith (USC) 13.89, 4. George (CPP) 14.01. 400 H: 1. Parker (Unat) 57.41, 2. Johansson (Unat) 58.74, 3. George (CPP) 62.14. 400 Relay: 1. UC Irvine 47.18, 2. CS Los Angeles 47.75. 1600 Relay: 1. CS Los Angeles 3:47.90, 2. Pt. Loma 3:57.43.

HJ: 1. Mills (USC) 6-0, 2. Look-Jaeger (Nike Cst) 6-0, 3. Nixon (Nike Cst) 5-10, 4. Smith (USC) 5-8, 5. Buettner (CSLB) 5-7. SP: 1. Hill (CSLA) 47-8 1/2. DT: 1. Pagel (Unat) 192-0, 2. Hill (CSLA) 169-7, 3. Franke (USC) 159-4, 4. Andrews (Unat) 158-2, 5. Dice (Unat) 155-0, 6. McVey (USC) 153-9, 7. Phillips (CSLA) 152-11. JT: 1. Franke (USC) 147-10.

## SCIAC Championships

May 1. Occidental College.

### Men's Results

Team Scores: 1. Claremont-Mudd 176, 2. Redlands 135, 3. Pomona-Pitzer 112, 4. Occidental 85, 5. La Verne 25, 6. Cal Lutheran 20, 7. Whittier 13, 8. Caltech 11.

100: 1. Lanham (R) 11.16. 200: 1. Rhodes (CM) 22.31. 400: 1. Rust (R) 47.99. 800: 1. Rhodes (CM) 1:53.36. 1500: 1. Kindreich (O) 3:51.38, 2. Aagard (CM) 3:51.93. 5000: 1. Garcia (O) 14:59.76. 110 HH: 1. Gilbreth (CM) 15:32. 400 IH: 1. Thompson (PP) 55:49. 400 Relay: 1. Pomona-Pitzer 42.93. 1600 Relay: 1. Redlands 3:14.55. HJ: 1. Jones (CM) 6-6 3/4. PV: 1. Miller (O) 16-0 3/4. T.J.: 1. Hawkins (PP) 47-9 3/4. SP: 1. Susank (CM) 51-9. T.J.: 1. Lessard (R) 189-4.

### Women's Results

Team Scores: 1. Pomona-Pitzer 139, 2. Occidental 88, 3. La Verne 73, 4. Redlands 71, 5. Claremont-Mudd Scripps 65, 6. Cal Lutheran 44, 7. Whittier 15, 8. Caltech 1. 100: 1. Martin (O) 12.88. 200: 1. Bare (LV) 26.32. 400: 1. Douglas (R) 53.38. 800: 1. Fix (PP) 2:18.80. 1500: 1. Kopchik (O) 4:46.53. 3000: 1. Kopchik (O) 10:06.70. 100 H: 1. Martin 16.20, 2. Hager (PP) 17.57. 400 Relay: 1. Pomona-Pitzer 50.61. 1600 Relay: 1. Pomona-Pitzer 4:06.64.

## Big West Conference Championships

May 7, 8. UC Irvine.

### Men's Results

Team Scores: 1. Nevada 230, 2. Utah St. 196, 3. UC Santa Barbara 85 1/2, 4. CS Long Beach 46, 5. UC Irvine 43 1/2, 6. New Mexico St. 27, 7. CS Fullerton 22.

100: 1. Osagiobare (US) 10.39, 2. King (N) 10.82, 3. Porter (NMS) 10.91, 4. Kehl (US) 10.91, 5. Burrell (N) 10.96. 200: 1. Osagiobare (US) 20.89, 2. Johnson (US) 21.28, 3. King (N) 21.29, 4. Billups (CSLB) 21.53, 5. Kehl (US) 21.63. 400: 1. Johnson (US) 46.38, 2. Billups (CSLB) 47.69, 3. Williams (N) 47.92, 4. Langston (CSLB) 48.74, 5. Strong (CSF) 49.02. 800: 1. Samansky (N) 1:52.74, 2. Tseng (N) 1:53.60, 3. Allard

(UCSB) 1:54.40, 4. Olsen (US) 1:54.75, 5. Collins (CSLB) 1:55.12. 1500: 1. Capozzola (UCSB) 3:50.15, 2. Buena (N) 3:51.34, 3. Roberts (US) 3:52.36, 4. Nielsen (UCI) 3:53.42, 5. Johnson (CSF) 3:55.69.

5000: 1. Frisone (CSF) 14:41.93, 2. Ryser (N) 14:43.35, 3. Davison (US) 14:45.17, 4. Hild (UCI) 14:57.02, 5. Haugen (UCSB) 14:58.28. 110m HH: 1. Morris (N) 14.22, 2. Campbell (US) 14.41, 3. Redmond (N) 14.41, 4. Johnson (UCSB) 14.69, 5. Kallick (UCSB) 14.70. 400m IH: 1. Dallas (N) 51.86, 2. Maes (US) 52.32, 3. Redmond (N) 52.40, 4. Morris (N) 52.48, 5. Price (US) 53.54. 400 Relay: 1. Utah St. 40.44, 2. Nevada 40.84, 3. New Mexico St. 41.84, 4. UC Santa Barbara 42.59, 5. CS Fullerton 43.90. 1600 Relay: 1. Utah St. 3:09.84, 2. Nevada 3:10.90, 3. CS Long Beach 3:15.97, 4. New Mexico St. 3:22.06, 5. CS Fullerton 3:23.20.

HJ: 1. Barnett (CSLB) 6-8 3/4, 2. Harvey (N) 6-8 3/4, 3. Gadden (UCSB) 6-4 3/4, 4. Henderson (UCSB) 6-2 3/4. T.J.: 1. Chapman (N) 48-10 1/4, 2. Smith (UCSB) 48-9 1/2, 3. Morrell (UCSB) 47-1, 4. Wu (UCI) 46-8 3/4, 5. Elliott (N) 46-8 3/4. SP: 1. Younger (US) 52-4, 2. Bomman (N) 50-10 3/4, 3. Demody (N) 48-7 1/2, 4. Biddinger (N) 48-2 3/4, 5. Davis (US) 47-5. JT: 1. Lille (N) 224-10, 2. Bommann (N) 213-8, 3. Sanchez (CSLB) 203-6, 4. Biddinger (N) 182-1, 5. Daley (US) 167-8. Decathlon: 1. Neumann (UCI) 7090, 2. Kallick (UCSB) 6838, 3. Osborne (NMS) 6747, 4. Harvey (N) 6519, 5. Smith (UCSB) 5905.

### Women's Results

Team Scores: 1. Utah St. 141, 2. Nevada, Las Vegas 117, 3. CS Long Beach 106, 4. UC Irvine 75, 5. Nevada 57, 6. New Mexico St. 44, 7. UC Santa Barbara 35, 8. CS Fullerton 14.

100: 1. Barnes (US) 11.93, 2. Kurtela (UCI) 12.07, 3. Spears (UNLV) 12.11, 4. Moxley (CSLB) 12.12, 5. Knight (CSLB) 12.27. 200: 1. Bell (US) 24.27, 2. Fraser (UNLV) 24.49, 3. Spears (UNLV) 24.51, 4. Kurtela (UCI) 24.54, 5. Handy (UNLV) 25.29. 400: 1. Fraser (UNLV) 54.19, 2. Bell (US) 54.71, 3. Brown (UNLV) 54.93, 4. Dendy (UNLV) 56.85, 5. Sampo (N) 57.34. 800: 1. Fletcher (UNLV) 2:14.32, 2. Ingram (NMS) 2:16.39, 3. Thomas 2:17.76, 4. MacPherson (UCSB) 2:18.16, 5. Farnady (N) 2:18.70. 1500: 1. Fletcher (UNLV) 4:40.24, 2. Cervantes (UCI) 4:41.16, 3. Thomas (UCSB) 4:41.79, 4. McCarthy (UNLV) 4:41.16, 5. Viramontes (CSF) 4:42.79.

3000: 1. McCarthy (UNLV) 10:08.68, 2. Preato (UCI) 10:11.06, 3. Bradbury (UCSB) 10:18.39, 4. Cervantes (UCI) 10:21.31, 5. Neighbour (N) 10:23.49. 5000: 1. Preato (UCI) 17:38.00, 2. Neighbour (N) 17:54.13, 3. Buchanan (US) 18:06.15, 4. Peters (CSF) 18:21.67, 5. Nahale (CSF) 18:27.43. 100m H: 1. Barnes (US) 13.95, 2. Hinds (CSLB) 14.02, 3. Thompson (CSLB) 14.23, 4. Moxley (CSLB) 14.58, 5. Westen (US) 14.80. 400m H: 1. Hinds (CSLB) 60.43, 2. Dendy (UNLV) 62.22, 3.

Olsen (UCSB) 63.40, 4. Davidson 64.07, 5. Knott (UCSB) 65.25. 1600 Relay: 1. Nevada Las Vegas 3:42.07, 2. Utah St. 3:48.53, 3. CS Long Beach 3:50.76, 4. UC Irvine 3:57.37, 5. New Mexico St. 3:59.43. 400 Relay: 1. CS Long Beach 46.62, 2. Nevada Las Vegas 46.68, 3. UC Irvine 46.77, 4. Utah St. 47.11, 5. Nevada 49.38.

HJ: 1. Westen (US) 5-8, 2. Bauer (UCI) 5-6, 3. Buettner (CSLB) 5-6, 4. Izoco (N) 5-4 1/4, 5. Hopkins (US) 5-2 1/4. T.J.: 1. Knight (CSLB) 39-6 1/2, 2. Westen (US) 38-7 1/2, 3. Scott (CSLB) 38-1 1/2, 4. Izoco (N) 37-5 1/4, 5. Satterthwaite (UCI) 36-0 1/2. SP: 1. Matthews (US) 44-9, 2. Ingram (NMS) 44-7, 3. Barden (N) 44-4, 4. Germany (UNLV) 42-3 1/4, 5. Decory (UCI) 41-10. Heptathlon: 1. Westen (US) 5028, 2. Wilbourn (NMS) 4113, 3. Davidson (US) 4184, 4. Merritt (UCI) 4113.

## J.C. Southern California Prelims

May 7, 8. Cerritos College.

### Friday - Women's Results

100: 1. Sullivan (SD Mesa) 11.93, 2. Woods (LB) 12.07, 3. Collis (Riverside) 12.12, 4. Rudder (Riv) 12.18, 5. Brooks (LB) 12.23, 6. Bryant (LB) 12.31, 7. Rucker (Valley) 12.44, 8. Jones (El Camino) 12.56, 9. Ramsey (SoWest LA) 12.57. 200: 1. Sullivan (SDM) 24.09, 2. Powell (LB) 24.59, 3. Collis (Riv) 24.73w, 4. Brooks (LB) 24.96, 5. Freeman (SDM) 25.02, 6. Bryant (LB) 25.26w, 7. Ramsey (SoWest LA) 25.37w, 8. Jones (El Cam) 25.38, 9. Rudder (Riv) 25.74. 400: 1. Sutton (El Cam) 55.81, 2. Freeman (SDM) 56.47, 3. Powell (LB) 56.49, 4. Campbell (Mt. SAC) 56.52, 5. Johnson (Riv) 57.27, 6. Judge (El Cam) 57.45, 7. Michael (Baks) 57.77, 8. Wallace (Mt.SAC) 58.33, 9. Hudson (Valley) 58.57. 800: 1. Williams (Riv) 2:13.35, 2. Allman (Golden West) 2:21.40, 3. Murrin (El Cam) 2:22.10, 4. Miller (Riv) 2:22.83, 5. Munroe (Mt. SAC) 2:23.83, 6. Isaksson (SDM) 2:24.24, 7. Encisco (Grossmont) 2:24.54, 8. Ferran (Cuesta) 2:26.43, 9. Digby (Cuesta) 2:26.55. 1500: 1. Hampson (SM) 4:27.23, 2. Smith (Mt. SAC) 4:45.41, 3. Shiferaw (Riv) 4:57.95, 4. Isaksson (SDM) 4:58.02, 5. Williams (Riv) 4:58.21, 6. Olson (Grossmont) 4:59.15, 7. Harris (SDM) 4:59.98, 8. Renteria (Glendale) 5:00.90, 9. Hovinetz (Golden West) 5:01.95, 10. Rivera (Mt. SAC) 5:03.08, 11. Mora (Rancho Santiago) 5:03.39.

5000: 1. Shiferaw (Riv) 17:44.36, 2. Gbrejorgis (TradeTech) 17:44.63, 3. Lewy (LB) 18:15.90, 4. Hampson (SM) 18:17.43, 5. Rivas (Glendale) 18:28.00, 6. Smith (Mt. SAC) 18:32.41. 100m H: 1. Foreman (El Cam) 14.86w, 2. Bernard (Fullerton) 14.88, 3. Woods 14.96, 4. Nellis (Antelope Vly) 15:31w, 5. Brown (Fullerton) 15.33, 6. Wilson (LB) 15.45w, 7. Neal (Cerritos) 15.63w, 8. Grey (Riv) 15.82w, 9. Skippings (Compton) 15.83. 400m H: 1. Sutton (El Cam) 61.84, 2. Bernard (Fullerton) 62.80, 3. Cox (LB) 63.64, 4. Karmer (Orange Cst) 63.43, 5. Skippings (Compton) 63.74, 6. Fletcher

# RESULTS

(Riv) 64.70, 7. Williams (SDM) 64.92, 8. Grey (Riv) 65.50, 9. Nellis (Antelope Vly) 66.25. **400 Relay:** 1. Long Beach 47.35, 2. SD Mesa 47.37, 3. El Camino 47.46, 4. Riverside 47.81, 5. Mt. SAC 47.95, 6. Santa Monica 48.35, 7. Valley 49.15, 8. Fullerton 49.89, 9. Moorpark 50.25. **1600 Relay:** 1. El Camino 3:49.86, 2. Riverside 3:55.72, 3. SD Mesa 3:55.79, 4. Long Beach 3:58.40, 5. Santa Monica 3:59.16, 6. Mt. SAC 4:03.25, 7. Moorpark 4:05.25, 8. Valley 4:06.19, 9. Fullerton 4:11.37.

**HJ:** 1. Foreman (El Cam), Wilbourn (LB), Sullivan (SDM), Spencer (Citrus), Bassett (Grossmont), Stewart (Valley), Kazmar (Or.Cst), McDonald (Or Cst), Cunningham (Riv) 5-0. **DT:** 1. Warr (Riv) 151-9, 2. Bryant (Pasadena) 144-6, 3. Coons (SDM) 138-5, 4. Dykstra (Baks) 128-10, 5. Hampton (Baks) 127-7, 6. Amansakear (Mt. SAC) 119-1, 7. Serratos (Antelope Vly) 116-7, 8. Charles (TradeTech) 116-3, 9. Smith (Baks) 115-8, 10. Smith (SDM) 113-6, 11. Jones (Rancho Santiago) 107-1, 12. Oliver (Glendale) 106-1.

## Saturday - Men's Results

**100:** 1. Frett (LB) 10.58, 2. Patterson (Riv) 10.58, 3. Stubbs (Compton) 10.61. **200:** 1. Gomez (SoWestern) 21.29, 2. Maxie (Valley) 21.40, 3. Patterson (Riv) 21.30. **400:** 1. McCladdie (LB) 46.74, 2. Steele (Riv) 47.01, 3. Redd (Riv) 47.02. **800:** 1. Furusa (Riv) 1:52.72, 2. Ortenburger (Cuesta) 1:52.88, 3. Robba-Jimma (Riv) 1:52.91. **1500:** 1. Ortenburger (Cuesta) 3:51.43, 2. Rabb (Or Cst) 3:52.72, 3. Chalby (Riv) 3:53.35.

**5000:** 1. Furusa (Riv) 14:52.09, 2. Robba-Jimma (Riv) 14:54.83, 3. Rabb (OrCst) 14:55.23. **110m HH:** 1. Guillado (LB) 14.47, 2. Banner (LB) 14.68, 3. Brown (GoldWest) 14.69. **3000 SC:** 1. Mazano (Riv) 9:17.05, 2. Nelson (Glendale) 9:17.49, 3. Mavhera (Riv) 9:21.12. **400 Relay:** 1. Long Beach 40.09, 2. Riverside 40.58, 3. Pasadena 41.02. **1600 Relay:** 1. Long Beach 3:12.65, 2. Valley 3:14.29, 3. Santa Monica 3:14.53.

**HJ:** 1. Lewis (LB) 6-8, 2. Austin (Moorpark) 6-8, 3. Cody (Fullerton) 6-8. **PV:** 1. Chadwick (Cuesta) 15-0, 2. Fulk (Mt. SAC) 15-0, 3. Davis (Cuesta) 14-6. **LJ:** 1. Woods (SoWest) 25-1 3/4, 2. Jack (Mt. SAC) 24-5 1/2, 3. Li (Mt. SAC) 24-4. **TJ:** 1. Norca (LB) 53-11 1/2, 2. Li (Mt. SAC) 50-3, 3. Jordan (LB) 49-8 1/2. **SP:** 1. Bustamante (Citrus) 55-9, 2. Loshonkahi (SD Mesa) 52-9 1/4, 3. Frank (Baks) 51-7 1/4. **DT:** 1. Frank (Baks) 170-8, 2. Loshonkahi (SD Mesa) 165-4, 3. Bustamante (Citrus) 163-3. **JT:** 1. Teasley (Moorpark) 201-8, 2. McClintock 197-10, 3. Weiliert (Riv) 195-10. **HT:** 1. Loshonkahi (SDM) 202-4, 2. Patterson (Antelope Vly) 164-11, 3. Poiston (Art Vly) 164-11.

## Women's Results

**LJ:** 1. Irving (Mt. SAC) 19-10 3/4, 2. Carver (LB) 18-9 1/2, 3. Collis (Riv) 18-8. **TJ:** 1. Carver (LB) 39-5, 2. Amgrasekera (Mt. SAC) 39-4 1/2, 3. Irving (Mt. SAC) 38-9 3/4. **SP:** 1. Coons (SDM) 43-7, 2. Smith (SDM) 42-6 1/2, 3. Fiewellen (LB)

41-10. **JT:** 1. Amarasekera (Mt. SAC) 179-0, 2. Coons (SDM) 143-3, 3. Stewart (Valley) 121-9.

## N.A.I.A. District III

May 7. Azusa Pacific Univ.

### Men's Results

**Team Scores:** 1. Azusa Pacific 269, 2. Point Loma Nazarene 168, 3. Westmont College 88, 4. Biola Univ. 51, 5. Fresno Pacific College 49, 6. Southern California College 10.

**100:** 1. Osmond Ezinwa (AP) 10.38, 2. Michael Silander (PL) 10.77, 3. Allen Lollis (W) 10.93. **200:** 1. Osmond Ezinwa (AP) 20.98, 2. Wallace Henry (AP) 21.72, 3. Eric Reibsoemer (PL) 22.67. **400:** 1. Wallace Henry (AP) 47.92, 2. Allen Lollis (W) 49.22, 3. Zsombor Torok (PL) 49.75. **800:** 1. Robert Keter (PL) 1:54.02, 2. Jeff Lannen (PL) 1:54.83, 3. Anthony Fisher (AP) 1:55.05. **1500:** 1. Robert DKeter (PL) 3:48.77, 2. Tony Bergman (AP) 3:49.47, 3. Matt Nealon (W) 3:53.20.

**5000:** 1. Goshu Tadese (FP) 15:06.14, 2. Bryan Wallbank (PL) 15:09.61, 3. Eben Robinson (W) 15:23.93. **10,000:** 1. Goshu Tadese (FP) 31:48.78, 2. Scott Lardner (PL) 31:53.74, 3. Bryan Wallbank (PL) 32:46.13. **3000 SC:** 1. Doug Ravasdy (PL) 9:13.92, 2. Philip Livingood (W) 9:41.60, 3. Eric Engel (PL) 9:42.03.

**110m HH:** 1. Vaughan Mealey (AP)



**MICHELLE CAMPBELL**

Photo by Ken Isaak

14.72, 2. Corey Thomas (AP) 14.73, 3. David Fair (AP) 15.10. **400m IH:** 1. David Fair (AP) 53.94, 2. Kostas Koutalas (PL) 55.96, 3. Kevin Gaspey (AP) 56.98. **4x100:** 1. Azusa Pacific 41.49, 2. Point Loma 42.45, 3. Biola 44.45. **4x400:** 1. Point Loma 3:18.80, 2. Azusa Pacific 3:21.68, 3. Westmont 3:22.93.



**HJ:** 1. Ed Bowling (SCC) 7-0 1/4, 2. Ben Beal (AP) 6-8 1/4, 3. Matt Gardner (FP) 6-6 1/4. **PV:** 1. Vince Beresford (AP) 16-0 3/4, 2. Tim Cockrell (AP) 15-7, 3. Vaughan Mealey (AP) 15-1. **LJ:** 1. EricLee Gilmore (FP) 22-11 3/4, 2. Lester Smith (W) 22-9, 3. Da-

## DEBBIE MALACHOWSKI

Photo by Ken Isaak

196-0, 2. Brent Cornelius (W) 151-1, 3. Ryan Root (AP) 150-11. **JT:** 1. Nery Kennedy (PL) 205-9, 2. Vince Beresford (AP) 179-6, 3. Luke Walker (AP) 172-7. **Decathlon:** 1. Mike Summers (AP) 6162, 2. Steve Coats (B) 5986, 3. Jason Ediger (B) 5239.


## Women's Results

**Team Scores:** 1. Azusa Pacific Univ. 214, 2. Point Loma Nazarene 144, 3. Westmont College 94, 4. Fresno Pacific College 50, 5. Biola University 49, 6. Christ College-Irvine 24, 7. Southern California College 9.

**100:** 1. Asa Lundh (PL) 12.57, 2. Lynn Spradlin (AP) 12.67, 3. Tanisha Nimmer (B) 12.74. **200:** 1. Michelle Campbell (AP) 25.57, 2. Aminda Sloan (PL) 26.12, 3. Carmen Gage (AP) 26.38. **400:** 1. Aminda Sloan (PL) 57.07, 2. Nicole DeVries (AP) 57.28, 3. Asa Lundh (PL) 57.75. **800:** 1. Elizabeth Onyambu (B) 2:09.34, 2. Daniela Bazzoli (W) 2:20.81, 3. Nicole DeVries (AP) 2:22.64. **1500:** 1. Genevieve Graff (CCI) 4:41.24, 2. Elizabeth Onyambu (B) 4:41.4, 3. Misty Allen (W) 4:47.80.

**3000:** 1. Genevieve Graff (CCI) 10:27.27, 2. Lupe Ambriz (PL) 10:44.15, 3. Misty Allen (W) 10:57.50. **5000:** 1. Lupe Ambriz (PL) 18:23.94, 2. Misty Allen (W) 18:52.88, 3. Shirley Rojas-Weller (FP) 19:01.97. **10,000:** 1. Shirley Rojas-Weller (FP) 38:55.42, 2. Sonia Weir (AP) 40:27.49, 3. Heather Salisbury (SCC) 41:07.60.

**100 H:** 1. Michelle Campbell (AP) 13.83, 2. Anneli Svard (PL) 15.15, 3. Shelly Snyder (W) 15.92. **400 H:** 1. Maddie Liseblad (PL) 1:05.25, 2. Carmen Gage (AP) 1:05.32, 3. Asa Lundh (PL) 1:07.13. **4x100:** 1. Azusa Pacific 48.60, 2. Biola 48.89, 3. Point Loma



**GOSHU TADESE**

Photo by Ken Isaak

vid Fair (AP) 21-10 3/4. **TJ:** 1. Charles Johns (AP) 49-8 1/2, 2. Ben Beal (AP) 49-3 1/2, 3. Lester Smith (W) 48-9. **SP:** 1. Jason Wyatt (AP) 55-5 1/2, 2. Byan Root (AP) 46-6, 3. Magnus Strandqvist (PL) 42-11. **DT:** 1. Chris Chirgwin (W) 138-11, 2. Chris Henry (B) 131-4, 3. Magnus Strandqvist (PL) 131-3. **HT:** 1. Larry Johnston (AP)

# RESULTS

49.02. 4x400: 1. Azusa Pacific 4:06.62, 2. Westmont 4:09.87. **Sprint Medley:** 1. Biola 1:46.86, 2. Point Loma 1:48.57, 3. Azusa Pacific 1:53.83.

HJ: 1. Latrese Moffitt (AP) 5-10, 2. Kelly Barnes (W) 5-4 1/4, 3. Terri Pruitt (AP) 5-2 1/4. LJ: 1. Jennifer Ponder (AP) 17-11 3/4, 2. Anneli Svard (PL) 17-11 1/4, 3. Carmen Gage (AP) 16-9 1/2. TJ: 1. Carmen Gage (AP) 35-6, 2. Terri Pruitt (AP) 35-5 3/4, 3. Tamar Nitcher (AP) 34-2 3/4. **SP:** 1. Debbie Malachowski (AP) 42-0 1/2, 2. Melissa Stewart (AP) 39-2 1/2, 3. Anneli Svard (PL) 36-0. **DT:** 1. Debbie Malachowski (AP) 148-1, 2. Linda Hellborg (PL) 137-6, 3. Tracy Meadors (FP) 137-2. **JT:** 1. Debbie Malachowski (AP) 150-4, 2. Angie Weise (FP) 119-6, 3. Anneli Svard (PL) 100-4. **Hep-tathlon:** 1. Katy Seagle (FP) 3858, 2. Stephanie Benitez (AP) 3474.

## Modesto S&W Relays

May 8. Modesto.

### Men's Results

100: 1. Drummond (Nike Int'l) 10.00w, 2. Adeniken (Nigeria) 10.00, 3. Cason 10.01. **200:** 1. Regis (Britain) 20.48, 2. Little (Unat) 20.76, 3. Bridgewater (CSLA) 20.89. **400:** 1. Smith (Blinn JC, TX) 46.23, 2. Rouser (Nike Int'l) 46.76, 3. Ismail (Qatar) 47.08. **800:** 1. Ngidhi (Blinn) 1:47.73, 2. Lamora (Nike Oregon) 1:48.07, 3. Armour (Westchester Puma) 1:48.64. **1 Mile:** 1. Harris (Unat) 4:04.72, 2. Freer (Goldwin TC) 4:05.81, 3. Sersun (Asics) 4:06.87.

**3000:** 1. Guisto (Unat) 8:02.41, 2. Ramirez (Unat) 8:07.77, 3. Davis (FootLocker) 8:13.29. **110m HH:** 1. Crear (Nike Int'l) 12.9w, 2. Li (Acclaim Sports) 12.37, 3. Dees (Nike Int'l) 13.39. **400m IH:** 1. Adkins (Reebok) 49.63, 2. Goldwin TC 50.45. **400 Relay:** 1. Commonwealth 39.42, 2. Sports TC 39.87, 3. South Bay 41.40. **800 Relay:** 1. Blinn JC 1:22.67, 2. Sports TC 1:23.60, 3. Fresno St. 1:25.11. **1600 Relay:** 1. Blinn JC 3:06.88, 2. UCLA 3:08.20, 3. Fresno St. 3:10.92.

**PV:** 1. Krupinski (Keiser) 18-6 1/2, 2. Holloway (Mizuno) 18-6 1/2, 3. Burns (Unat) 18-0 1/2. **LJ:** 1. Walder (Arkansas) 26-7 1/4, 2. O'Brien (Reebok) 26-0 3/4, 3. Knox (Unat) 26-0 3/4. **SP:** 1. Toth (Unat) 68-1 1/2, 2. Volgenau (Goldwin) 63-0, 3. Hunter (Unat) 62-5 3/4. **DT:** 1. Olukoju (Nigeria) 218-1, 2. Hafsteinsson (Iceland) 200-11, 3. Godina (UCLA) 198-5. **HT:** 1. Debus (Unat) 208-5, 2. Thomas (Unat) 203-7, 3. Sargeant (Triton) 201-1.

### Women's Results

100: 1. Onyali (Nigeria) 10.99, 2. Vereen (Goldwin) 11.07, 3. Oparaq (SoCal Cheetahs) 11.27. **200:** 1. Onyali (Nigeria) 23.00, 2. Duhaney (Canada) 23.36, 3. Dooley (FSU) 24.31. **400:** 1. Mackey (Sports) 52.59, 2. Dendy (Anderson Int'l) 52.60, 3. Dooley (FSU) 53.88. **800:** 1. Paulacine (Canada) 2:03.58, 2. Marshall (Unat) 2:04.62, 3. Rainey (Nike) 2:04.73. **1 Mile:** 1. Palacios (Unat) 4:49.5, 2. Arreola (Unat) 4:51.4, 3. Stiger (Reebok) 5:02.59.

**1000m H:** 1. Bowles (FootLocker) 12.75w,

2. Dickey (Nike So) 12.91, 3. Gualdo (CSLA) 13.00. **400 Relay:** 1. USC 45.68, 2. Fresno St. 46.30.

**HJ:** 1. Rembao (Unat) 6-2, 2. Wallers (Goldwin) 6-2, 3. Damon (Goldwin) 6-0. **LJ:** 1. Crouch (Arkansas) 21-6, 2. Loud 21-0, 3. Hale (So Bay) 20-2 1/2. **TJ:** 1. Hudson (Unat) 45-3 3/4, 2. Moses (Unat) 42-8 3/4, 3. Yendork (UCLA) 40-11 3/4. **SP:** 1. Price-Smith (Nike Cst) 60-11 1/2, 2. Dumble (UCLA) 55-2 1/4, 3. Dukas (Nike Cst) 53-11. **DT:** 1. Price-Smith (Nike Cst) 203-5, 2. Kuehl (Unat) 194-1, 3. Barnes 189-6.

## Occidental T&F Invitational

May 8. Occidental College.

### Men's Results

100: (Race 1) 1. Hudson (Unat) 10.63, 2. Brown (Showtime) 10.73. (Race 2) 1. T. Williams (Unat) 10.70. **200:** 1. T. Williams (SD TC) 20.72, 2. S. Lewis (SMTC) 21.24. **400 (Race 1):** 1. S. Lewis (SM TC) 45.69, 2. Drake (Showtime) 46.61. (Race 2) 1. Green (USC) 46.84. **800:** 1. Barbosa (Brazil) 1:45.64, 2. Kersh (SMTC) 1:46.19, 3. Santos (Brazil) 1:46.68. **1500:** 1. Sorenson (Reebok) 3:41.86, 2. Cushing-Murray 3:42.08, 3. N'Tyamba (Angola) 3:42.91.

**5000:** 1. LaPlant (Nike Tk West) 14:26.06, 2. Schumacher (Beach) 14:26.47, 3. Garcia (Occidental) 14:27.63. **110m HH:** 1. Chiamulera (Brazil) 14:31, 2. Bell (USC) 14:41. **400m IH:** 1. Carter (USC) 51.03, 2. Graham (SMTC) 51.79, 3. Chiamulera (Brazil) 52.21. **3000 SC:** 1. Moura (Brazil) 8:26.65, 2. DasNeves (Brazil) 8:48.34. **400 Relay:** 1. Cal Poly Pomona 41.33. **1600 Relay:** 1. Cal Poly Pomona 3:11.90.

**PV:** 1. Miller (Occidental) 17-4 1/2, 2. Caulkins (UCLA) 16-0 3/4. **HJ:** 1. Susank (Claremont-Mudd 189-0, 2. Watson (Claremont) 178-2. **JT:** 1. Bradstock (Brit) 255-1.

### Women's Results

100: 1. Burnham (UCLA) 12.06, 2. Porter (Showtime) 12.12. **200:** 1. Mayberry (Showtime) 24.39. **800:** 1. Whipple (Rinners Edge) 2:10.50, 2. Byron (CSN) 2:10.95. **1500:** 1. Groenendaal (SMTC) 4:10.21, 2. Beth Bartholomew (UCLA) 4:24.0.

**3000:** 1. Fischer (SMTC) 9:37.64. **1000m H:** 1. Simmons (Nike Cst) 14.13, 2. Veltman (UCLA) 14.24, 3. Morris (CSN) 14.43. **400m IH:** 1. Knijn (SDTC) 57.05, 2. Joyner-Kersey (World Class) 57.76, 3. Sheffield (SD St) 58.62. **400 Relay:** 1. UCLA 45.36.

**HJ:** 1. Svoboda (Unat) 5-8 3/4, 2. Mills (USC) 5-8 3/4, 3. Mahoney (Unat) 5-8 3/4. **LJ:** 1. Simmons (Nike Cst) 20-6 3/4, 2. Veltman (UCLA) 20-4 3/4. **SP:** 1. Pagel (Unat) 59-6 1/4. **DT:** 1. Pagel (Unat) 170-0, 2. McVey (USC) 161-10, 3. Franke (USC) 160-6. **HT:** 1. Dice (SDM) 150-9. **JT:** 1. Mayhew (Nike) 205-7, 2. Carroll (San Mateo AC) 172-4, 3. Franke (USC) 148-0.

## Collegiate Track & Field Classic

No Date or Place Available.

### Men's Results

**Team Scores:** 1. CS Northridge 140, 2. USC 11, 3. CS Long Beach 91, 4. Utah State 90, 5. Wisconsin La Crosse 78, 6. Cornell 72, 7. Weber State 67, 8. CS Fullerton 63, 9. Wisconsin Stout 53.

**100:** 1. Luizzi (USC) 10.78, 2. Lesane (CSLB) 10.89, 3. Bradley (USC) 10.90. **200:** 1. James (USC) 21.22, 2. Greene (USC) 21.35, 3. Johnson (Utah St) 21.57. **400:** 1. Laynes (USC) 46.21, 2. Johnson (Utah St) 47.08, 3. Billoups (CSLB) 47.83. **800:** 1. Franks (Cornell) 1:53.64, 2. Godfrey (Weber St) 1:53.75, 3. Cunningham (Cornell) 1:54.88. **1500:** 1. Cunningham (Cornell) 3:51.37, 2. Wallace (Utah St) 3:52.99, 3. Godsey (CSN) 3:55.06.

**3000 SC:** 1. Black (Weber St) 8:44.9, 2. Tansley (CSF) 8:57.9, 3. West (Weber St) 9:01.8. **5000:** 1. Clas (Cornell) 14:44.27, 2. Godsey (USC) 15:04.45, 3. Sacco (Cornell) 15:11.18. **10,000:** 1. Kayne (Utah St) 31:38.7, 2. Jones (Weber St) 31:49.6, 3. Serrano (CSF) 32:41.0. **110m HH:** 1. McLean (Cornell) 14.33w, 2. Campbell (Utah St) 14.61, 3. Bell (USC) 14.67. **400m IH:** 1. Carter (USC) 52.57, 2. Emond (Wisc. La Crosse) 54.26, 3. Stein (CSN) 54.63. **400 Relay:** 1. USC 40.68, 2. CS Northridge 41.78, 3. Utah St 42.64. **1600 Relay:** 1. USC 3:11.91, 2. CS Northridge 3:14.34, 3. Utah St 3:21.75.

**HJ:** 1. Sepaher (USC) 6-9 1/2, 2. Knudinger (Wisc. Stout) 6-8 1/4, 3. Schuffenhaur (Weber St) 6-7. **PV:** 1. White (Northern AZ) 16-6, 2. Mallano (La Crosse) 15-6, 3. J. Bailey (CSN) 15-0. **LJ:** 1. Schroeder (La Crosse) 24-7, 2. Schuffenhaur (Weber St) 23-11 3/4, 3. Martins (La Crosse) 23-8 3/4. **TJ:** 1. Schroeder (La Crosse) 51-0 1/4, 2. Perry (CSN) 47-2 1/4, 3. Tharrington (CSN) 46-5 1/2. **SP:** 1. Kirchoff (USC) 59-2 3/4, 2. Hicks (CSN) 55-2 1/4, 3. Dunn (CSN) 55-1. **DT:** 1. Kirchoff (USC) 174-7, 2. Danowsky (USC) 171-11, 3. Daley (Utah St) 170-8. **JT:** 1. Noel (CSN) 230-10, 2. Mann (Weber St) 208-7, 3. Kelsey (Weber St) 194-5. **HT:** 1. Hicks (CSN) 185-4, 2. Gayles (CSN) 168-1, 3. Asay (Utah St) 167-3.

### Women's Results

**Team Scores:** 1. CS Northridge 148, 2. CS Long Beach 89, 3. (tie) Cornell and San Diego State 80, 5. USC-66, 6. Mankato State 46, 7. CS Fullerton 25.

**100:** 1. Bracey (USC) 11.79w, 2. (tie) Vines (CSN) and Bansfield (Cornell) 11.80w. **200:** 1. Bracey (USC) 23.98, 2. Vines (CSN) 24.66, 3. Ellison (CSN) 24.77. **400:** 1. Jones (USC) 55.41, 2. Stewart (CSN) 55.62, 3. Mosley (CSLB) 57.05. **800:** 1.

Mooney (Cornell) 2:11.51, 2. Byron (CSN) 2:13.56, 3. Pegues (USC) 2:18.01. **1500:** 1. Moeller (Cornell) 4:38.53, 2. Viramontes (CSF) 4:41.63, 3. Kozlowski (CSF) 4:44.83.

**3000:** 1. Angelo (Cornell) 10:32.62, 2. Pando (CSLB) 10:35.64, 3. Dancel (CSN) 10:39.33. **5000:** 1. Van Zante (Cornell) 18:39.98, 2. Dancel (CSN) 19:06.34, 3. Marsh (SDSU) 19:43.98. **10,000:** 1. Hoppe (Cornell) 35:00.7, 2. Bower (CSLB) 39:20.0, 3. Heltschmidt (CSN) 39:53.9. **100m LH:** 1. Young (CSN) 14.05w, 2. Morris (CSN) 14.24w, 3. Thompson (CSLB) 14.30w. **400m LH:** 1. Tyson (SDSU) 1:03.53, 2. Young (CSN) 1:06.01, 3. Woyke (Mankato St) 1:10.20. **400 Relay:** 1. USC 45:51, 2. CS Northridge 46.17, 3. CS Long Beach 47.14. **1600 Relay:** 1. CS Northridge "A" 3:50.22, 2. San Diego State 3:59.02, 3. CS Northridge "B" 4:03.47.

**HJ:** 1. Mills (USC) 5-10, 2. Gill (CSN) 5-6 1/2, 3. Oliveira (USC) 5-2 1/4. **LJ:** 1. House (CSN) 18-4 1/4, 2. Ellison (CSN) 18-2 1/4, 3. Dillon (SDSU) 17-6 1/4. **TJ:** 1. Knight (CSLB) 38-9 3/4, 2. House (CSN) 37-7 3/4, 3. Delroy (SDSU) 36-0 3/4. **SP:** 1. Stricklin (CSN) 47-9 1/4, 2. Logan (CSN) 42-8 3/4, 3. Dejarlias (SDSU) 39-5 3/4. **DT:** 1. McVey (USC) 155-0, 2. Stricklin (CSN) 153-4, 3. Dejarlias (SDSU) 150-0. **JT:** 1. Dunn (CSN) 164-0, 2. Gill (CSN) 118-8, 3. Schultz (MS) 115-2. **HT:** 1. Rankin (Cornell) 143-7, 2. Brod (Cornell) 137-7.

## Multi Team Track & Field Meet

No Date Available. UC Irvine.

### Women's Results

**100:** 1. Banks (UCI) 12.43, **200:** 1. Devassioigne (Unat) 24.11, 2. Jones (NM) 24.46. **400:** 1. Graham (Unat) 56.46. **800:** 1. Gracia (Az St) 2:06.89, 2. Rabbitt (Nike Cst) 2:11.84. **1500:** 1. Rabbitt (Nike Cst) 4:20.76, 2. Betancourt (Unat) 4:38.86, 2. Gorgias (Trade Tech) 4:40.25. **3000:** 1. Betancourt (Unat) 9:37.15, 2. Kipchik (Occidental) 10:01.21, 3. Mabe (Unat) 10:10.55. **5000:** 1. Preato (UCI) 17:56.01. **1000m H:** 1. Thompson (CSLB) 13.95, 2. (tie) Hinds (CSLB) and Crittenden (NM) 14.30. **400m H:** 1. Johansson (Unat) 60.10, 2. Hinds (CSLB) 60.76, 3. Sutton (El Camino) 62.58. **400 Relay:** 1. New Mexico 46.66, 2. UC Irvine 46.89, 3. CSLB 47.12. **1600 Relay:** 1. UC Irvine 3:56.34. **HJ:** 1. Svoboda (Unat) 5-11 1/4. **LJ:** 1. Scott (CSLB) 17-6. **TJ:** 1. Knight (CSLB) 36-7. **SP:** 1. Hill (CSLA) 50-8 3/4. **DT:** 1. Hill (CSLA) 173-8, 2. Phillips (CSLA) 158-10, 3. Pale (CSLB) 144-10. **JT:** 1. Prueti (NM) 131-1.

## NEXT MONTH...

College Championships, High School State Meet, Kezar-Mizuno, Jenner and more...