

MAY 1994

CALIFORNIA

Track News

■ Arcadia / Foot Locker
■ Mt. SAC Results



94/10
Walt Lange
4920 Oak Leaf Avenue
Carmichael CA 95608

BULK RATE
U.S. POSTAGE
PAID
Fresno, CA 93706
Permit No. 629

Track & Field ■ Cross

Twentieth Year

\$2.25

CALIFORNIA Track News

Bill Cockerham
Editor & Publisher

Judy Cockerham
Production/Advertising Manager

Keith Conning
High School Editor

Doug Speck
Southern California
High School Editor

Dennis McClanahan
California Coaches Alliance

Bob Womack
High School All-Time Lists

Bill Minarik
SoCal Diary

Jim Hunt
Technique & Training

PHOTOGRAPHERS: Keith Conning, Burt Davis, Phillip Erbody, Don Gosney, Ken Isaak, Kirby Lee, Bill Leung Jr., Mike Lambert, Elaine Rosenfield and Doug Speck.

California Track News is published 9 times per year -- Cover dates are January/February, March, April, May, June, July/August, September, October, November/December. Each issue is mailed about the first of the month.

California Track News has an average circulation of 2,000 copies, consisting of paid subscriptions, store sales, and promotional copies. **California Track News** is mailed third class bulk rate and is not forwardable. When you move, please let us know at least 4 weeks in advance.

MAILING RATES: 1 year (11 issues) -- \$20.00, 2 years (22 issues) -- \$35.00, 3 years (33 issues) -- \$48.00. Add \$10 per year for U.S. First Class; \$12 per year for Canada and Mexico; \$22 per year for foreign airmail.

ADVERTISERS: Closing date the first of the month previous to cover date. Send for current rate card. Special discounted rates for meet / race / clinic ads.

4957 E. Heaton Avenue
Fresno, CA 93727
(209) 255-4904 Office & FAX




TABLE OF CONTENTS

MAY 1994

Schedule.....	4
Subscription Form.....	11
"Roots" by Jim Hunt.....	12
Arcadia/Foot Locker Invitational by Doug Speck.....	14
Prep Results.....	22
Results.....	29
SoCal Diary by Bill Minarik.....	39

EDITORIAL

Grass Roots

I've just experienced a week of track and field highs and lows, ups and downs. It seemed like track was coming and it seemed like track was going. I've never liked roller coasters--I like being up and staying up.

First the down ride of the week. It was a very small notice in the back of *The Fresno Bee* Sports Section--one sentence in 6 point type, about a quarter of an inch high. It said men's track had been discontinued as an intercollegiate sport at the University of Nevada at Reno. I shouldn't be surprised. It's been happening all over the place in California and the border states of Oregon and Nevada. Collegiate track is going by the wayside.

The problems of collegiate track (as well as track in general) have been addressed frequently in the pages of *CTN*. Some possible solutions have even been explored and are being implemented. But the latest demise of a track program tells us the problems are still here. They obviously won't go away overnight.

I did say, in opening, that it was also a week of ups and down. So...what's up? Elementary track is up--at least as far as I can see. Elementary track is going strong in the San Joaquin Valley.

Hundreds of tracksters in several age divisions--all reaping the rewards and benefits of participation in the great sport of track and field. These aren't expensive programs. The kids buy their own shoes and uniforms. The coaches aren't paid

much. The awards aren't expensive. Nothing fancy--just loads of youngsters enjoying a valuable experience.

So...what happens after grade school? It seems the participation goes down, down, down with each advancing grade. Many high schools and colleges have had trouble fielding full teams. Have we become

so select or mark-conscious at the upper grades that it's no longer fun and beneficial for the participants? I don't know. I was just wondering why the difference. Like I said, "It was a week of ups and downs."

May your track week be filled with ups. Do something to help make it happen.

-BC



ON THE COVER: Stellar performances at the 1994 Arcadia/Foot Locker Invitational -- KEN HASLIP (left) overtakes CHARLES REID from Virginia to win the invitational 110 high hurdles. Haslip was voted Athlete of the Meet--won both hurdle races (13.98 and 36.94) and ran on winning 41.09 and 3:13.38 relay teams.

Photo by Kirby Lee

Downey of Modesto's SUZY POWELL was also voted Athlete of the Meet for her new National Interscholastic Record in the discus -- 178-8.

Photo by Bill Leung, Jr.

35th Annual

Golden West Invitational

Sacramento, California

June 11, 1994

12:30 p.m.

American River
College

The Golden West Invitational is the premier high school track meet in the country featuring the top eight athletes in each event from around the nation.

**COME SEE
THE NEXT
GENERATION
OF OLYMPIC
ATHLETES.**



"Only a few are invited to compete, everyone is invited to attend."

GWI

SCHEDULE

Please send cross country and track information to CTN, 4957 E. Heaton Ave., Fresno, CA 93727.

The schedule is subject to change, so please verify dates, locations, times, etc., prior travelling to an event. It is a good idea to always include a self-addressed, stamped envelope when requesting information or entry forms.

High School

Track & Field

May 6 (Friday)

Sanger: North Yosemite League Finals. 4:30 p.m.

May 7 (Saturday)

Sacramento: Sacramento Meet of Champions. 11 a.m. American River College. Jerry Colman (916) 487-3175.

May 19 (Thursday)

Visalia: CIF Central Section Finals. Sunkist Stadium. 4 p.m.

May 29 (Sunday)

Sacramento: Pacific Association Youth Championships. Pacific Association (916) 983-4622.

June 3-4 (Fri/Sat)

Cerritos: CIF California State Track & Field Championships. Cerritos College.

June 11 (Saturday)

Sacramento: Golden West High School Invitational. American River College. John Mansoor, 120 Ponderosa Court, Folsom, CA 95630 (916) 983-4622. FAX (916) 983-4624.

Location TBA: National Scholastic Championships. Mike Byrnes, 201

Spring St., Culpeper, VA 22701 (703) 829-6718.

June 24-25 (Fri/Sat)

Tallahassee, FL: Junior National Outdoor T&F Championships. Mike Long, Track Office, Florida State Univ., PO Box 2195, Tallahassee, FL 32370 (904) 644-3270 FAX (904) 644-4845.

June 28-July 3

Knoxville, TN: Youth Athletics T&F National Outdoor Meet. Dorothy Doolittle, Athletic Dept., Univ. of Tennessee, PO Box 15016, Knoxville, TN 37901 (615) 994-5222.

July 15-17

Reno, NV: West Coast Classic. Age Group track & field meet. Northern Nevada Regional Track Facility. Bantam through Young Men & Women. USATF event. Info: (702) 358-1401 (days) or (702) 849-0599 (night).

July 19-24

Lisbon, Portugal: 5th IAAF World Junior T&F Championships. USATF, PO Box 120, Indianapolis, IN 46206 (317) 261-0500.

July 26-31

Gainesville, FL: Junior Olympic National Outdoor T&F Championships. John Webb, Athletic Dept., Box 14485, Univ. of Florida, Gainesville, FL 32604 (904) 375-4683 ext. 4461. FAX (904) 375-4809.

August 6 (Saturday)

Atascadero: Sky Jumpers Age Group Vaulting Championships. Sky Jumpers Vaulting Club, 6505 Santa Cruz, Atascadero 93422. Info: Jan Johnson (805) 466-8119 or FAX (805) 466-8273. 4:30 p.m. Divisions: 13-14, 15-16, 17-18, 19-34, 35-44, 45-54, 55-64, 65-74, 75-84.

COACHES/MEET DIRECTORS

We want to include your track & field invitational. Write to CTN, 4957 E. Heaton Ave., Fresno, CA 93727 or call/FAX (209) 255-4904.

Cross Country

October 29 (Saturday)

Azusa: Collegiate Invitational. Invitational High School 2 Mile 7:30 p.m. All Divisions. Contact Irv Ray (818) 969-3434.

November 13 (Sunday)

Santa Rosa: PA/USATF Junior Olympic Cross Championships National Qualifier. Info: Bob Shor (707) 538-0708.

November 20 (Sunday)

Fresno: Region 14 Junior Olympic Cross Country Championships National Qualifier.

December 3 (Saturday)

Fresno: Focker West Regional Cross Country Championships. Woodward Park. New race schedule for 1994. Includes coaches race. 5K. Contact Bill Cockerham, 4957 E. Heaton Ave., Fresno 93727 (209) 456-0535.

December 10 (Saturday)

San Diego: Foot Locker Cross Country National Championships. Morley Field, Balboa Park. 5K. Eight boys & eight girls each from 4 regional events.
Reno, NV: National Junior Olympic Cross Country Championships. Wildcreek Golf Course. Meet Director: Bruce Susong. Info: (702) 358-1401 days, (702) 849-0599 nights.

SCHEDULE

College & Open

Track & Field

May 4-7 (Wed/Sat)

Davis: Northern California Athletic Conference Outdoor Championships. UC Davis. Jon Vochatzer, Athletic Dept., UC Davis, Davis 95616 (916) 752-8608. May 7 (Sat)

May 7 (Saturday)

Northridge: Northridge Open. CSUN. Contact Don Strametz (818) 885-3608.
Pomona: Poly Invitational. Cal Poly Pomona. Contact Jim Sackett (909) 869-2831.

Tucson, AZ: Wildcat Last Chance T&F Meet. Drachman Stadium. Dave Murray, McKale Center, Univ. of AZ, Tucson, AZ 85721 (602) 621-4829.

May 13 (Friday)

Modesto: Northern California Junior College. Modesto JC. Jack Albiani, Athletic Dept., Modesto JC, Modesto 95350 (209) 575-6279.

May 13-14

Las Cruces, NM: Big West Conference. New Mexico State Univ. Karey Fey, Ath. Dept., PO Box 30001, Las Cruces, NM (505) 646-1028. FAX (505) 646-1028.

May 14 (Sat)

Modesto: Modesto Invitational Track Meet. (Date changed from May 7.) Contact Tom Moore (209) 537-0411.

Sacramento: Sacramento Hornet Invitational. CS Sacramento. Contact Joe Neff (916) 278-6208.

Long Beach. So. Calif. Striders Open Invite. Long Beach State. Contact John Lomax (213) 866-0379.

Eagle Rock: Oxy Invitational. Occidental College. Contact Bill Harvey (213) 259-2608. FAX (213) 341-4993.

San Diego: Southern California Junior College Championships. San Diego Mesa College. Arnie Robinson, Athletic Dept., 7250 Mesa College Drive, San Diego 92111-4998. (619) 627-2739.

Flagstaff, AZ: Flagstaff Invitational.

Northern Arizona Univ. Contact Ron Mann (602) 523-5646.

Eugene, OR: Oregon Twilight. Hayward Field. Mark Stream, 2727 Leo Harris Parkway, Eugene, OR 97401 (503) 364-5321. FAX (503) 346-5449.

May 17 (Tuesday)

Walnut: Mt. SAC Twilight. 4 p.m.

May 18-21 (Wed-Sat)

Fresno. WAC Championships. Warmerdam Field at FSU. Red Estes, Ath. Dept., #27, Fresno State Univ. Fresno 93740 (209) 278-4097. FAX (209) 278-6611.

May 20-21

Van Nuys: Twilight Distance Classic. Contact Skip Stolley (213) 730-9617.

Pullman, WA: Pacific-10 Conference Outdoor Championships. (Multi 14th & 15th). Washington State University. Marcia Saneholtz, Athletic Dept., WSU, Bohler Gym, Pullman, WA 99164-1610 (509) 335-0201. FAX (509) 335-0328.

Norwalk: California Junior College Championships. Cerritos College. Doug Wells, Athletic Dept., 11110 Alondra Blvd., Norwalk 90650 (310) 860-2451 ext. 2889. FAX (310) 467-5009.

May 21 (Sat)

San Francisco: Kezar Mizuno Invitational. Pat Devaney (415) 875-3838.

Davis: Davis Invitational (NCAA/USA T&F) Qualifying Meet. Contact Jon Vochatzer at UC Davis (916) 752-1111.

Los Angeles: Los Angeles Invitational. CS Los Angeles. Contact Kevin McCarthy (213) 343-6413.

Birmingham: Santa Monica Distance. 5 p.m.

Portland, OR: adidas Oregon Track Classic. Griswold Stadium, Lewis & Clark College. Paul Banta, 7335 SE 21st St., Portland, OR 97215 (503) 232-0678.

May 21-22

Santa Barbara: VISA Twilight Decathlon. UC Santa Barbara. Contact Pete Dolan (805) 893-8276.

May 24-25

Long Beach: SCA/USATF Heptathlon Championships. Long Beach St. Con-

tact Andy Sythe Contact Andy Sythe (310) 985-1700. FAX (310) 985-8197.

May 25 (Wed)

Fresno. FSU Last Chance. Warmerdam Field at FSU. Contact Red Estes (209) 278-4097.

Long Beach: Long Beach Twilight Invite. Long Beach State. Contact Andy Sythe (310) 985-1700. FAX (310) 985-8197.

Tempe, AZ: Arizona State NCAA Last Chance Meet. Sun Angel Stadium. Ken Lehman, ICA-Track Office, Tempe, AZ 85287-2505 (602) 965-4313.

May 25-28

Raleigh, North Carolina: NCAA II. St. Augustine's College. George Williams, Athletic Dept., St. Augustine's College, Raleigh, NC 27611 (919) 516-4171 ext 4236.

Naperville IL: NCAA III. North Central College. Marcy Thurfacheeter, Ath. Dept., 39 North Brainard, Naperville, IL 60566 (507) 663-4053.

May 26-28 (Thurs-Sat)

Azusa: NAI National Outdoor Championships (Hep & Dec 5/26-27). Azusa Pacific University. Kevin Reid, 901 E. Alosta, Azusa 91702 (818) 815-3856. FAX (818) 969-7180.

May 28 (Sat)

San Jose. Bruce Jenner Mobil Grand Prix. San Jose CC. Contact Bert Bonna-no (408) 288-3730. FAX (408) 287-7222.

May 29 (Sunday)

Norwalk: Southern California USATF Association Outdoor Championships. Cerritos College. Doug Wells, Athletic Dept., 11110 E. Alondra Blvd., Norwalk 90650 (310) 860-2451 ext. 2889.

June 1-4 (Wed-Sat)

Boise, ID. NCAA Division I Championships. Bronco Stadium. Ed Jacoby, Ath. Dept., 1910 University Dr., Boise, ID 83725 (208) 385-3657. FAX (208) 385-3361.

June 4 (Saturday)

Eugene, OR: Prefontaine Classic.

SCHEDULE

Hayward Field. Tom Jordan, 2110 Fairmount Blvd., Eugene, OR 97403 (503) 683-5635. (503) 687-1016.

June 5 (Sunday)

Norwalk: SCA/USATF Championships. Cerritos College. Contact Doug Wells (310) 860-2451 x2889.

June 9 (Thursday)

Long Beach: USATF Tune-up. Long Beach State. Contact Andy Sythe (310) 985-1700.

June 10 (Friday)

Fresno: Central California USATF Assoc. Championships. Ratcliffe Stadium. Ken Dose, Athletic Dept., 1101 E. University Ave., Fresno 93741 (209) 442-4600 ext 8445.

June 16-18

Knoxville, TN: USATF Championships. Contact Gloria Ray or Kathy Burke, Knoxville Sports Corporation, 900 E. Hill, Suite 480, Knoxville, TN 37915, (615) 522-3777.

July 8-10

Edwardsville, IL: U.S. Olympic Festival. Southern Illinois University. Phil Henson, Olympic Festival, 250 Williams St., Suite 6000, Atlanta, GA 30301-1996, (409) 224-1546. FAX (404) 224-5145.

July 16 (Saturday)

Union City: PA/USATF Track & Field Meet. Logan High School. Masters & open competition. Info: Eddie Seese (510) 523-8618.

July 20 (Wednesday)

Gateshead, Great Britain: USA Great Britain Dual Meet.

July 23 (Saturday)

Norwalk: SCA/USATF AC Championship. Cerritos College. Contact M. Thompson (213) 953-4000 x 260.

July 24-29

St. Petersburg, Russia: Goodwill Games.

August 6 (Saturday)

Atascadero: Sky Jumpers Age Group Vaulting Championships. Sky

Jumpers Vaulting Club, 6505 Santa Cruz, Atascadero 93422. Info: Jan Johnson (805) 466-8119 or FAX (805) 466-8273. 4:30 p.m. Divisions: 13-14, 15-16, 17-18, 19-34, 35-44, 45-54, 55-64, 65-74, 75-84.

August 12-13

USA (TBA): USA-Germany Decathlon.
Windsor, Canada: USA - Canada Heptathlon.
Durham, NC: USA-Pan Africa Dual Meet.

September 3

Paris, France: 10th IAAF/Mobil Grand Prix Final.

September 8-10

London, Great Britain: 7th IAAF World Cup Track & Field.

Masters

Track & Field

May 7 (Saturday)

Sacramento: Ken Carnine Meet. Combined with Sacramento State Univ. dual meet. Michael Ackley, 4649 Oakbrough Way, Carmichael 95608 (916) 967-9003.

May 14 (Saturday)

Long Beach: Southern California Striders Meet. CS Long Beach. Contact Hugh Cobb, 3180 Camino Arroyo, Carlsbad 92009 (619) 436-7696.

May 21 (Saturday)

Visalia: Visalia Classic. Sunkist Stadium. Contact Bob Higginbotham, 1026 W. Princeton, Visalia 93277 (209) 732-8030.

May 28 (Saturday)

San Jose: Bruce Jenner Classic. San Jose CC. Selected events. Contact Bruce Springbett, PO Box 1334, Los Gatos 95031 (408) 345-7333.

May 29 (Sunday)

Irvine: Dan Aldridge Memorial Meet.

UC Irvine: Contact Mac McCormick (714) 586-9982 eve.

June 2-5

Sacramento: Senior Olympics. 55+. Info: Alan Boyd (916) 277-6094.

June 4 (Saturday)

Tempe, AZ: Arizona Masters Meet. 6 p.m. Bob Flint, 8436 E. Hubbell, Scottsdale, AZ 85257 (602) 949-1991.

June 11 (Saturday)

Los Gatos: Los Gatos Pacific Classic. Los Gatos HS. Rick Mylem, c/o Athletic Performance, 55 W. Main St., Los Gatos 95030 (408) 354-7365.

Eagle Rock/Pasadena: USATF/SCA Championships. Occidental College. Christel Miller (818) 843-2139.

June 17-19 (Fri-Sun)

St. Louis, MO: USNSO Senior Open. 55+. Washington University. USNSO, 14323 S. Outer Forty Rd., Suite N300, Chesterfield, MO 63017 (314) 878-4900.

June 18 (Saturday)

Eagle Rock: USATF/SCA Championships. Occidental College. Christel Miller (818) 843-2139.

June 25-26 (Sat-Sun)

Santa Cruz: USATF/Pacific Association Open/Masters Decathlon/Heptathlon Championships. Soquel High School. Santa Cruz TC, PO Box 1803, Capitola 95010. Contact Bill Johnson, meet director (408) 335-0460.

Mexico City: Mexico vs. USA Meet. Bill Adler, 435 E. Tahquitz Cyn., Palm Springs 92262 (619) 325-6307.

July 2-3

Santa Monica: USATF West Regional Masters Championships. Santa Monica College. Bill Adler, 435 Tahquitz Canyon Way, Palm Springs 92263 (619) 325-6307.

July 10 (Sunday)

Los Angeles: Trojan Masters Meet. USC. Russ Reabold (818) 917-6289.

July 16 (Saturday)

Santa Cruz: DATE CHANGE. Age

WHAT DO
WORLD RECORDHOLDER COLIN JACKSON & WORLD SILVER MEDALIST JOHN REGIS

HAVE IN COMMON? ...
BESIDES BEATING THE AMERICANS!!!

C10

The Legal Power Supplement
Arrives From Europe March 1994
SERIOUS ATHLETES ONLY

Exclusively available from:
AROUND THE WORLD COMPANY, INC.
2304 GRACEWOOD DR.
GREENSBORO, NC 27408-2509
PH. (910) 282-8052
Information packet available.



Graded Championships. See July 30 below.

Union City: PA/USATF Track & Field Meet. Logan High School. Open & masters. Info: Ed Seese (510) 523-8618.

Joplin, MO: USATF National Masters Decathlon/Heptathlon Championships. Missouri Southern St. College. Charles Nodler, 1215 Northwest Blvd., Neosho, MO 64850 (417) 451-0121 eves., 625-9552 (day).

Norwalk: VERIFY THIS DATE (also listed as July 23-24.) Patriot Invitational. Cerritos College. Marv Thompson, 2301 Hyperion Ave., Suite P, Los Angeles 90027-4711 (213) 662-1062.

July 21-30

St. Petersburg, Russia: 1994 Goodwill Games. (Some masters events.) Elizabeth Morris, AICEP, 10 Canvin, Suite 33, Kirkland, Quebec H9H 4S4 (514) 697-3735.

July 23 (Saturday)

Santa Cruz: Pacific USATF Masters & Submasters Weight Pentathlon Championships. At KELField. 9 a.m. Contact Gary Kelmenson, 5601 Empire Grade, Santa Cruz 95060 (408) 458-0202.

July 23-24 (Sat-Sun)

Norwalk: VERIFY THIS DATE. Patriot Invitational. Cerritos College. Marv Thompson, 2301 Hyperion Ave., Suite P, Los Angeles 90027-4711 (213) 662-1062.

July 30 (Saturday)

Santa Cruz: Santa Cruz Age-Graded Championships. Soquel High School.

Ages 18 & up. Bill Johnson, Santa Cruz TC, PO Box 1803, Capitola 95010. →

August 4-7

Edmonton, Alberta: North American Regional Association of WAVA Championships. Contact Liz McBlain (403) 438-

2911 or Bruce Thomas (Games Chairperson), PO Box 51030, Edmonton Alberta T5W5G5 (403) 474-8928.

August 6 (Saturday)

Atascadero: Sky Jumpers Age Group Vaulting Championships. Sky Jumpers Vaulting Club, 6505 Santa Cruz, Atascadero 93422. Info: Jan Johnson (805) 466-8119 or FAX (805) 466-8273. 4:30 p.m. Divisions: 13-14, 15-16, 17-18, 19-34, 35-44, 45-54, 55-64, 65-74, 75-84.

August 11-14

Eugene, OR: 27th USATF National Masters Championships. Contact Tom Jordan, PO Box 10826, Eugene, OR 97440 (503) 687-1989.

August 20 (Saturday)

Seattle, WA: USATF National Outdoor Weight & Superweight Throw Championships. Univ. of Washington. Contact Ken Weinbel, 4103 Hillcrest

SCHEDULE

Ave., SW, Seattle, WA 98116 (206) 932-3923.

September 10 (Sat.)

Berkeley: NorCal Seniors Classic. Edwards Stadium. Mark Grubi, PO Box 424512, San Francisco 94142-4512. (415) 289-3352.

September 11 (Sunday)

Long Beach: Sri Chinmoy Masters Games. CSU Long Beach. 40+. Bigalita Egger (310) 645-0271.

September 17

Santa Cruz: KELField First Anniversary Meet. Info: Gary Kelmenson (408) 458-0202.

September 26-October 8

Brisbane, Australia: World Masters Games. Info: Crowd Pleasers, Inc. Suite 333, 11777 S.E. Zion Hill Drive, Gresham, OR 97080 (503) 658-6011. FAX (503) 658-6011. Toll Free: (800) 424-8735.

October 1 (tentative)

Santa Barbara: Club West Masters Meet. Santa Barbara City College. (805) 682-9540.

All-Comers Meets

May 28 (Saturday)

Santa Cruz: Throws Series at KELfield #28. All Divisions--men, women, junior, high school, open, submasters, masters. Weight throw, hammer, shot, discus, javelin. 9 a.m. At KELfield. Info: Gary Kelmenson (408) 458-0202.

June 18 (Saturday)

Santa Cruz: Throws Series at KELfield #29. All Divisions--men, women, junior, high school, open, submasters, masters. Weight throw, hammer, shot, discus, javelin. 9 a.m. At KELfield. Info: Gary Kelmenson (408) 458-0202.

June 22 (Wednesday)

Van Nuys: SCA/USATF All-Comers Meet. Birmingham HS. Contact Scott King (805) 259-2687.

June 29 (Wednesday)

Martinez: Pleasant Hill/Martinez All-Comer Track Meets. Alhambra High School. 10 years & older. Contact Tim Bruder (510) 313 0439.

Van Nuys: SCA/USATF All-Comers Meet. Birmingham HS. Contact Scott King (805) 259-2687.

June 30 (Thursday)

Long Beach: SCA/USATF All-Comers Meet. Long Beach State. Contact Andy Sythe (310) 985-1700.

Santa Barbara: Santa Barbara All-Comers. SBCC. Contact R. Paulson (805) 965-0581 x 2275.

July 1 (Friday)

Santa Monica: SCA/USATF All-Comers Meet. Santa Monica College. Contact C. Shropshire (213) 291-2376.

July 6 (Wednesday)

Martinez: Pleasant Hill/Martinez All-Comer Track Meets. Alhambra High School. 10 years & older. Contact Tim Bruder (510) 313 0439.

Van Nuys: SCA/USATF All-Comers Meet. Birmingham HS. Contact Scott King (805) 259-2687.

July 7 (Thursday)

Long Beach: SCA/USATF All-Comers Meet. Long Beach State. Contact Andy Sythe (310) 985-1700.

Azusa: Azusa Pacific Summer Twilight Track/XC Series. 5 p.m. Field Events, 5:30 p.m. Track Events, 7 p.m. 2 & 3 mile XC races. Contact Irv Ray, Azusa Pacific University, (818) 969-3434.

Santa Barbara: Santa Barbara All-Comers. SBCC. Contact R. Paulson (805) 965-0581 x 2275.

July 8 (Friday)

Santa Monica: SCA/USATF All-Comers Meet. Santa Monica College. Contact C. Shropshire (213) 291-2376.

July 9 (Saturday)

Los Angeles: SCA/USATF All-

Comers Meet. LA City College. Contact M. Thompson (213) 953-4000 x 260.

July 13 (Wednesday)

Martinez: Pleasant Hill/Martinez All-Comer Track Meets. Alhambra High School. 10 years & older. Contact Tim Bruder (510) 313 0439.

Van Nuys: SCA/USATF All-Comers Meet. Birmingham HS. Contact Scott King (805) 259-2687.

July 14 (Thursday)

Long Beach: SCA/USATF All-Comers Meet. Long Beach State. Contact Andy Sythe (310) 985-1700.

Azusa: Azusa Pacific Summer Twilight Track/XC Series. 5 p.m. Field Events, 5:30 p.m. Track Events, 7 p.m. 2 & 3 mile XC races. Contact Irv Ray, Azusa Pacific University, (818) 969-3434.

Santa Barbara: Santa Barbara All-Comers. SBCC. Contact R. Paulson (805) 965-0581 x 2275.

July 15 (Friday)

Santa Monica: SCA/USATF All-Comers Meet. Santa Monica College. Contact C. Shropshire (213) 291-2376.

July 20 (Wednesday)

Martinez: Pleasant Hill/Martinez All-Comer Track Meets. Alhambra High School. 10 years & older. Contact Tim Bruder (510) 313 0439.

Van Nuys: SCA/USATF All-Comers Meet. Birmingham HS. Contact Scott King (805) 259-2687.

July 21 (Thursday)

Long Beach: SCA/USATF All-Comers Meet. Long Beach State. Contact Andy Sythe (310) 985-1700.

Santa Barbara: Santa Barbara All-Comers. SBCC. Contact R. Paulson (805) 965-0581 x 2275.


Azusa: Azusa Pacific Summer Twilight Track/XC Series. 5 p.m. Field Events, 5:30 p.m. Track Events, 7 p.m. 2 & 3 mile XC races. Contact Irv Ray, Azusa Pacific University, (818) 969-3434.

July 22 (Friday)

Santa Monica: SCA/USATF All-Comers Meet. Santa Monica College. Contact C. Shropshire (213) 291-2376.

**GOLD MEDAL
SALE**

**INTRODUCING
ALL NEW
SPRINGCO CHUTES**



- AVAILABLE IN 48" AND 60" MODELS
- DETACHABLE AND ADJUSTABLE BELT
- LIGHTEST CHUTE ON THE MARKET

MEDIUM #2591 Regular Price
(14Lbs. Resistance) ~~\$54.95~~ **\$49.95**

LARGE #2592 Regular Price
(24Lbs. Resistance) ~~\$59.95~~ **\$54.95**

SALE


**SEIKO
100
MEMORY
+PRINTER**

- RECALLS UP TO 100 LAP/CUM SPLIT TIMES
- THREE DISPLAYS
- FIVE YEAR BATTERY
- ONE YEAR BATTERY
- BEST STOPWATCH ON THE MARKET COMBINED WITH CONVENIENT PRINTER

#3007 Reg. Price \$269.00

SALE

\$289.00



Completely equipped with carry case, belt strap, printer cord and two rolls of thermal paper

**ULTRA SPEED
PACER**

BREAKS ALL SPEED BARRIERS WITH THIS REVOLUTIONARY DEVICE



- WORK ON RESISTANCE AND ASSISTANCE TRAINING WITH THIS ALL-IN-ONE PULLEY SYSTEM
- SAFE, CONTROLLED APPROACH TO GREAT SPEED GAINS



**IMPROVE
YOUR
SPEED**

Call
US & Canada
for Free Catalog
1-800-388-0305
or
(310) 534-0305

#4000 Regular Price
~~\$79.95~~

SALE

\$72.95


#2511 Regular Price
~~\$119.95~~

SALE

\$109.95

**INTERNATIONAL
BLOCKS**

THE STARTING BLOCK USED IN MANY MAJOR COMPETITIONS



- PADS WITH 4 ANGLE ADJUSTMENTS
- ALUMINUM CONSTRUCTION
- CHROME STEEL SPIKE PLATES

SALE ENDS SEPT. 1, 1994

SPRINGCO
A T H L E T I C S

1450 West 228th Street #8
Torrance, CA 90501

**CALL FOR FREE CATALOG
Over 1500 items in stock**

SCHEDULE

July 27 (Wednesday)

Martinez: Pleasant Hill/Martinez All-Corner Track Meets. Alhambra High School. 10 years & older. Contact Tim Bruder (510) 313 0439.

Van Nuys: SCA/USATF All-Corner Meet. Birmingham HS. Contact Scott King (805) 259-2687.

July 28 (Thursday)

Azusa: Azusa Pacific Summer Twilight Track/XC Series. 5 p.m. Field Events, 5:30 p.m. Track Events, 7 p.m. 2 & 3 mile XC races. Contact Irv Ray, Azusa Pacific University, (818) 969-3434.

Santa Barbara: Santa Barbara All-Corner. SBCC. Contact R. Paulson (805) 965-0581 x 2275.

July 29 (Friday)

Santa Monica: SCA/USATF All-Corner Meet. Santa Monica College. Contact C. Shropshire (213) 291-2376.

July 30 (Saturday)

Santa Cruz: Throws Series at KELfield #30. All Divisions--men, women, junior, high school, open, submasters, masters. Weight throw, hammer, shot, discus, javelin. 9 a.m. At KELfield. Info: Gary Kelmenson (408) 458-0202.

August 3 (Wednesday)

Martinez: Pleasant Hill/Martinez All-Corner Track Meets. Alhambra High School. 10 years & older. Contact Tim Bruder (510) 313 0439.

August 4 (Thursday)

Santa Barbara: Santa Barbara All-Corner. SBCC. Contact R. Paulson (805) 965-0581 x 2275.

August 5 (Friday)

Santa Monica: SCA/USATF All-Corner Meet. Santa Monica College. Contact C. Shropshire (213) 291-2376.

August 6 (Saturday)

Los Angeles: SCA/USATF All-Corner Meet. LA City College. Contact M. Thompson (213) 953-4000 x 260.

Atascadero: Sky Jumpers Age Group Vaulting Championships. Sky Jumpers Vaulting Club, 6505 Santa Cruz, Atascadero 93422. Info: Jan

Johnson (805) 466-8119 or FAX (805) 466-8273. 4:30 p.m. Divisions: 13-14, 15-16, 17-18, 19-34, 35-44, 45-54, 55-64, 65-74, 75-84.

Camps & Clinics

June 1-29

(Mon, Wed, Fri)

Azusa: Sprint/Form Training Camp for Distance Runners. 5:30-7:30 p.m. Azusa Pacific Univ. track. \$40. Contact Scott Wilson, APU (818) 969-3434 ext 3294.

June 11 (Saturday)

Azusa: Middle & Long Distance Coaches Seminar (cross country and track). Azusa Pacific University. Call Irv Ray (818) 969-3434 x 3294.

June 19-23

San Luis Obispo: Sky Jumpers Summer Vault Camp. For vaulters age 12 and up, resident or commuter. Info: (800) 652-5201 Jan Johnson.

June 23-27

Stanford: Stanford Speed Development Camp. Info: (415) 725-0759.

July 13-17

Stanford: Stanford Track & Field Camp. Focus on jumps, sprints, hurdles & throws. Info: (415) 725-0761.

July 31-August 5

Prescott, AZ: Runner's Workshop 10th Annual Cross Country Running Camps. (Coed, ages 12 & older, novice to State Champ). Coaches include: Bob Messina, Larry Knuth, Vince O'Boyle, Eric Peterson, Jack Farrell & Kyle Sawyer. Contact Mark & Rene Celestin (310)

493-7545 or write: Runner's Workshop Inc., PO Box 5028, Los Alamitos, CA 90720.

July 31-August 5

August 7-12

Lake Tahoe: Runner's Workshop 10th Annual Cross Country Running Camps. (Coed, ages 12 & older, novice to State Champ). Coaches include: Bob Messina, Larry Knuth, Vince O'Boyle, Eric Peterson, Jack Farrell & Kyle Sawyer. Contact Mark & Rene Celestin (310) 493-7545 or write: Runner's Workshop Inc., PO Box 5028, Los Alamitos, CA 90720.

August 13-20

Mammoth Lakes: 1st Annual Steve Scott Running Camp. For info call Irv Ray at Azusa Pacific University (818) 969-3434 x3294.

August 14-18

Stanford: Stanford Cross Country Camp. Info (415) 723-2736.

August 23-28

Catalina Island: Runner's Workshop 10th Annual Cross Country Running Camps. (Coed, ages 12 & older, novice to State Champ). Coaches include: Bob Messina, Larry Knuth, Vince O'Boyle, Eric Peterson, Jack Farrell & Kyle Sawyer. Contact Mark & Rene Celestin (310) 493-7545 or write: Runner's Workshop Inc., PO Box 5028, Los Alamitos, CA 90720.

December 27-31

San Luis Obispo: Sky Jumpers Christmas Vault Camp. For vaulters age 12 and up, resident or commuter. Info: Jan Johnson (800) 652-5201.



IF YOU ARE MOVING...

...let us know as soon as possible. **CTN** is mailed third class bulk rate and is NOT forwardable. Thank you!

California Track News

California's Source ...
Track & Field ■ Cross Country

Now in its twentieth year, **California Track News** is devoted exclusively to California track, field and cross country coverage. **California Track News** is a vital and important source of information -- high school, college, open, masters.

✓ RESULTS ✓ SCHEDULE ✓ PHOTOS
✓ RANKINGS ✓ INTERVIEWS ✓ SPECIAL FEATURES

-----SUBSCRIBE TODAY!!-----

YES! I'd like to receive **CALIFORNIA TRACK NEWS**. Please start sending **CTN** to me at the address indicated below. My check/money order is enclosed.

Name _____

Address _____

City/State/Zip _____

- \$20.00 1 year (9 issues/year)
- \$35.00 2 years
- \$46.00 3 years

Send to: **CTN**
4957 E. Heaton Avenue
Fresno, CA 93727

ROOTS

Could our roots be the problem with our national ranking as a power in the world of distance running?

In the beginning, humans had to use their feet and legs for moving around and securing food and shelter. Today in the USA this is not a factor in our daily lives. Walking and running are no longer a major part of our daily activities. Young people need muscle movement to properly grow and mature, so in today's society sports and games provide some of the outlet for a basic human need.

Since almost all of our elite distance runners start their careers with high school cross country, where thousands of young people run over hill and dale every fall, why don't we have more outstanding distance runners competing for the USA today?

Every fall a very large number of young beginning runners show up for various

can finish each practice session with a feeling of accomplishment, then that person will return for the next practice session. On the other hand, the beginner who consistently experiences a feeling of failure will soon fall by the wayside. Every effort must be made to devise daily workouts that will provide a progression of learning that will meet the talent level of each individual. The distance running world is full of well-intentioned coaches who don't understand what is required to train young runners to be able to fully exploit their genetically-given talents. Everyone has an inherent optimum ability level that is different from everyone else. No two people are genetically the same and someone will always rise to the top and then, ultimately, be surprised by someone else.

A school program is only as good as the coach who is in charge of it. Some

Every effort must be made to devise daily workouts that will provide a progression of learning that will meet the talent level of each individual.

reasons to compete in cross country. Why do so few achieve great enough satisfaction from their efforts to continue competing throughout the golden years of distance running (ages 24-32)? Success breeds success, and personal satisfaction stimulates greater effort within an individual. This being true, coaches must find ways of helping each individual feel successful. If a beginner

high school programs consistently produce a share of good runners, but this does not necessarily mean that these runners will continue to improve after leaving the program. In many cases, the coach is motivated more by ego gratification than by properly preparing the athlete for success during the best years of their distance running life. They are able to motivate a large number of

young people to try distance running and win because the more numbers that you can get into the program, the better chance there is of discovering some with exceptional talent. All athletes want to win and should strive for excellence at their particular level of development, but in some cases winning is the only important thing. Some talented individuals will drop out of running because they are not physically mature enough, as yet, to achieve set goals. If these individuals were allowed more time, many of them would gradually develop to higher levels.

Distance runners who excel in high school can expect to be offered some type of financial help to run at the collegiate level, with the best athletes getting the most assistance. Unfortunately, no one gets a free ride. Sooner or later the dues must be paid. When collegiate coaches are depending on an 18 to 22-year-old to insure their own financial future, you can be certain that the demands on these young runners are going to be directed toward winning. In many collegiate programs, the coach buys up the best talent that money can buy, works them to the ultimate and wins with the survivors. There are many talented youngsters who fall by the wayside as part of this type of program. Just because a collegiate program is successful doesn't necessarily mean that the coach knows how to properly train and develop an athlete.

After collegiate competition is completed, the drop-out rate for distance runners soars to phenomenal heights, as now the athlete has no support system for continuing to run just at the time that they are entering the golden age of distance running. Until coaches can be trained to properly teach young beginners, we will never be a world class distance running nation.

The first step toward success is dispelling some of the myths about distance running.

continued next page...

MYTH 1: Distance running is built around long slow distance.

Coaches and athletes must get rid of this concept forever and start implementing a training scheme that will change that first step to a quick one and remain quick throughout the entire run. There is no place in distance running for the long powerful stride. Elite runners racing in distances from 1500m through the marathon average between 94-98 turnovers per minute. The very first thing that a beginning runner should learn is a turnover rate of approximately 1.6 per second which will get each foot back on the surface as quickly as possible.

MYTH 2: The foot hits the running surface with a heel-ball roll.

Shoe companies base their success on making a better heel cushion. A walking or running motion begins by lifting the heel and pushing off with the large toes. Beginning runners must be taught to drive the knee forward off the ground, so that the foot will instantly be brought forward under their center of mass allowing that runner to reach forward with the foot and bring it back under the body striking the surface on the flexible part of the foot. When this is done properly, the foot strikes the surface while traveling back under the runner rather than while it is still moving forward. This action produces a reaction that is forward not upward.

Beginning runners should be taught running rhythm first, using short segments and then, extending the length of the segments. This will develop running economy, along with endurance. Running at a person's 3K-5K speed are the best speeds to develop proper running rhythm.

MYTH 3: All there is to training distance runners is a lot of hard work.

Work is done in running when the lev-

ers of the body are applied to create force for forward movement. We must create the concept that these levers be applied quickly and economically with reference to energy usage.

The hard work concept of distance running is that excruciating pain and agony must accompany the building of a base which refers to improving the flow of oxygen, to the working muscles through better circulation. Actually, this can be done with very little pain by walking and running several short increments with specific period of rest. All of these increments add up to accumulated mileage. By gradually increasing the length of the increment a steady state distance run can be achieved along with proper running rhythm. A few exceptionally talented runners will develop good rhythm by just running mileage at a good pace, but far more do not possess the kinesthetic balance that is required to be a natural. These are the masses that we must concentrate on and keep them training over a long period of time.

In this country, competition is based on school schedules. Meets are set up by school administrators and coaches have to plan their training schemes around the meets. In other countries, athletes train and when they are ready they are entered into a race giving them a better chance to achieve success. Everyone is able to train for the championship meet without the week-in-and-week-out do-or-die for old "Administrator High".

MYTH 4: Distance running consists of two three-month sessions of practice and racing.

In general, cross country runs from late August to mid-November and track from March 1 through May or early June. We must start with each freshman class and somehow get these young athletes to continue running the other six months of the year. Coaches are not doing their job very well if they cannot keep a high

percentage of their team training on a year around basis. Every successful program has at least some semblance of a year around program.

A good way to work around the school schedule is to break the year into four 3-month segments.

JUNE, JULY, AUGUST -- Build up mileage while running at 75% of VO₂ max pace which, for the average high school athlete, would be a heart rate of between 155-160. Use hills and 30-40 second pickups to keep the fast twitch fibers active. This is totally aerobic training.

SEPTEMBER, OCTOBER, NOVEMBER -- This is the competitive cross country season and consists of continued aerobic work interspersed with anaerobic work of 90-100% of VO₂ max.

DECEMBER, JANUARY, FEBRUARY - With six months of background, runners can now increase their mileage to individual limits, while keeping the fast twitch fibers active.

MARCH, APRIL, MAY -- The competitive track season demands that the intensity of workouts increase gradually up to 7-10 days prior to the big meet. Intensity is the greater provoker of race improvement.

Big races at the end of the season are won during the summer and winter with strength endurance workouts, which allows the body to withstand the hard intensity workouts during the cross country and track seasons.

It is our responsibility as coaches to pay close attention to those runners who respond to competition. This may not necessarily be someone who always wins. It could be runners who consistently race better than their practices indicate they should. These are athletes who respond to challenges during competition no matter what position they hold at the time. Somehow, we must keep athletes training who possess the natural gift of competitiveness. ♦

MEET SPOTLIGHT

By Doug Speck

Arcadia/Foot Locker Invitational

Saturday, April 9, 1994 ■ Arcadia H.S.

Saturday, April 9th, started off the "true" national prep season with the Los Angeles area's Twenty-seventh Annual Arcadia/Foot Locker Invitational. A meet star-studded with national-level stars dodged some poor Golden State weather early in the day, with the evening Invitational portion blessed with the generally super conditions that greet athletes here.

A National Interscholastic record by Suzy Powell in the Discus was the top effort, with a flood of other National Leaders during the super evening of action. Eighteen event winners had the top outdoor mark in the nation for the season, with the athlete with the top mark in the nation in the meet in five other events. Every top California athlete was in the meet with one or two spectacular other stars available to make it one of the best in the meet's twenty-seven years.

Suzy Powell, the winner here each of her first three prep seasons, is looking for all the prep bests her final season, with Melisa Weis's 176-10 in a prep sanctioned affair the first order. Leslie Deniz's all-time prep best of 183-11 should fall soon. The Modesto basketball star, whose successful team season dragged on into March, blasted a 178-8 opening toss here to take instant care of Weis's record. The obligatory "coming down" after the big mark had her in the high 150's and low 160's before a final 177-1 that took the record down again. Great depth backed Powell up, with Washington's Aretha Hill (156-10) and Florida's Jill Lackovich (152-6) leading a great national field. And Powell is carrying a jammed finger from the final basketball game that has affected her

platter and weight training preparation! Suzy was the Female Athlete of the Meet.

The Men's sprints featured the top early-season group ever gathered, with California's Pat Johnson amazing with a 10.42-20.7 wind legal early season double, Bryan Howard 10.43 and 21.14 (1993 and 1994 5.69 1994 Indoor 50m record), Marques Holiwell (10.55 1994), and New York's National Junior 200m Champ, Jermaine Stafford, 10.47 and 20.70 (1993), the National Scholastic Indoor Champ at 21.43. Partway through the evening's action, the crowd of 7,000 followed announcer Scott Davis's request for silence for the start of the

100, with Howard and Johnson out ahead of the group. Jermaine Stafford has perhaps prep history's greatest acceleration gear in the middle of a race, rocketing by the Californians between 70 and 85 meters and cruising in with his hands spread to the side as to say, "No big deal." The move probably cost him Henry Thomas's 10.40 Meet Record, with a 10.46 winner for Stafford, 10.55 for Howard, and 10.57 for Johnson (wind -0.43 mps). By the 200 meters, Stafford complained of a sore hamstring (with only a couple of outdoor workouts in Rochester, NY lately), with Howard, weak from the recent flu, also

continued next page...



Left to right: **BRYAN HOWARD, JERMAINE STAFFORD and PAT JOHNSON**

Photo by Bill Leung, Jr.

MEET SPOTLIGHT

Arcadia / Foot Locker

scratching, so Pat Johnson shone with a 21.18 win (wind -0.53).

The Men's distance events felt like taking a trip back to the 1970's! San Diego's Mark Hauser had outkicked Mebrahtom Keflezighi a week previous in a 4:11.1-4:12.0 1600. Keflezighi's camp went back to the drawing board, with the plan here to take the kick off of their rival. A 59-2:02-3:06 first three laps had Keflezighi ahead by 15 meters, with a pained Hauser working hard down the backstretch to establish contact while the UCLA-bound African native held on



MEBRAHTOM KEFLEZIGHI (left) and MARK HAUSER

Photo by Burt L. Davis

to the lead, powering through a 62 second final 400 that had him finish at 4:08.32. Hauser was 4:09.46, with Brett Strahan leading the parade of others at 4:09.71 (8th place was 4:17.00!). Over 3200 the action continued just as hot, with Keflezighi showing amazing recovering powers and strength, eighty minutes after the 1600, taking a huge pack through 1600m at 4:32. "Meb," as he is known, continued to push the pace, with Arizonan Nathan Nutter keeping closest.

As the race entered the seventh lap, Nutter had been patient enough, rocketing by and starting an amazing accelera-

tion that had him just get faster and faster over the final two laps. His sub-2:04 final 800 meters (4:32-4:22 1600 splits) had him come in at 8:54.23, with Keflezighi holding together to finish at 8:59.99. Devin Elizondo was 9:06.35 in third, with eight others finishing under 9:20.0! Keflezighi's double was as amazing as Nutter's individual run! Loyola (L.A.) led the annual high quality Distance Medley parade here with a 10:16.15 nation-leading win.

The Women's side was not without its big headliners also. Super relay action had last year's top ranked teams Long Beach Poly, Skyline (Oakland), Morningside (Inglewood), and a supporting cast. In the 4x100 Poly had one poor and a second marginal hand-off, still blasting a 45.90 win over Skyline (46.48), upstart Wilson (Long Beach) (the nation's newest sprint power) (46.78) and Morningside (46.79). In the 4x400 a fresh Morningside team of Nicole Thomas (57.6), Felicia Williams (54.5), Tai-Ne Gibson (57.4), and Jaron-da White (54.1) blazed a Meet Record 3:43.71 to win over Skyline's 3:44.36, with Angela Harris closing with 53.1 for the San Francisco Bay area team.

Long Beach Poly's Andrea Anderson blasted a big nation-leading 11.57 100m (wind -0.01) in her first century of the year, with a 23.48w (+5.01) 200m to take Virginia's National Scholastic Indoor 200m Champ, Latasha Colander (23.58w). In an exciting 100 Meter Hurdles, Latasha edged away from California's Bisa Grant in a fine 13.95-14.15 (wind +0.01). Skyline's Angela Harris was very strong in the 300m Lows, charging away early in an excellent early-season 42.33 win.

South Carolina's Monique Hennagan, National Junior 400m Champion at 52.30, was a disappointed sixth in the 100m at 12.03, so she showed up for the 400m against California star Latasha Gilliam (54.19 the previous weekend),

very determined. Blasting very early past Gilliam, one lane outside of her on the staggers, Hennagan ran scared, gliding along in her smooth style to a 52.87 Meet Record that took down a former National Record (52.90 by Denean Howard from way back in 1982). Hennagan's style is with such grace and fluidity that one senses there is less gravity in the South Carolina lass's lane.

The same script emerged in both Girl's distance events, with a brave move successfully challenging the field.

A great Girl's 1600m field was headlined by Washington's 4:53.40 1600m star and Foot Locker National Cross-Country third placer, Sarna Renfro, with a flock of others knocking at the 5:00 barrier. It would be very interesting. Utah's Rosanna Gardner charged out, racing 70 seconds and 2:23 for the first 800 meters, daring anyone to come out and get her. Renfro and Oregon's Marie Davis led the chase, but no one could really come close, with the desperate Gardner racing along with a fifteen meter lead that none of the other fatigued stars could dent in the last lap with their kicks. Gardner raced 4:53.11, with Renfro 4:55.24, Davis 4:55.55, and Massachusetts-California transfer Mary Cobb 4:58.75 leading a race that had ten finish under 5:05. Over 3200 meters, senior Carrie Garrison made a big move during the fifth lap and established a lead that strong finishing Montanan Emily Nay dented, but could not overcome in a 10:39.33-10:40.99 win. Fresno's Kristi Johnston looked very, very strong in demolishing a good group with a 2:12.46 800 meter win, with Mission San Jose (Fremont) the Distance Medley winner in a fine 12:13.57.

The Male Athlete of the Meet award went to a star who took home four winner's watches--no small feat in a competition of this quality. Muir of Pasadena's Kenny Haslip, USC-bound as a wide-receiver, had shocked with a 13.94 wind legal highs in his second open race

continued next page...

MEET SPOTLIGHT

Arcadia / Foot Locker

ever two weeks previous. Defending State 300m IH champ at 37.09, Haslip is also an important cog of Muir's 41.44 and 3:14.10 relay teams. Virginia's Charles Reid, 2nd in the National Scholastic Indoor Championships (and 14.12 outdoors), would be High Hurdles competition. The 4x400m would feature a rematch between Muir and Douglass of Atlanta, Ga, with the Southerners smarting from a defeat by Muir in the National Scholastic Indoor Meet, Muir racing 3:19.68, with Douglass caught in congestion in the pack during the second leg, with the 3:20.2 team second at 3:21.73. Haslip's day started with a leg on Muir's six meter winning 41.09 National Leader in the 4x100 event. Kenny then leaned in ahead of Charles Reid in the High Hurdles 13.98-14.05 (wind - 0.85), and blasted a 36.94 300m Hurdles win. The 4x400 relay had Douglass run 47.07 indoor 400m star Milton Campbell on leg #3, with Campbell responding with a 47.0 leg. Haslip's strong second leg had given Muir a big lead, with the Mustang's Jamal Carr responding with a 48.8 on the third leg to maintain the Californian's lead. Super frosh Obea Moore anchored Muir with a 46.5 to a 3:13.38 win, with Douglass back at 3:19.01 in second.

Michael Granville, recently named *Track & Field News* Prep Indoor Athlete of the Year for his 1:51.11 #3 All-time 800m National Scholastic Indoor win (and a soph class record by three seconds), would be involved in an 800m rematch with Milton Campbell (1:52.61 in the Syracuse Indoor Championships and #2 prep ever over 400m with a 47.07 earlier in the winter). A quality group backed up the first two, as Granville raced out and controlled the tempo through a 25.5 first 200. Slowing through the 400 post, Granville led a huge pack at 55.0. The California soph was strong enough to hold off Campbell after that point, steadily building on in to a 1:51.90 victory, with Campbell 1:52.56 in second and im



JEREMY FISCHER

Photo by Bill Cockerham

pressive Muir frosh Obea Moore next at 1:54.26. Junior Desmond Johnson (46.20 last years as a soph) took the 400m here for the second year in a row in a fine 47.20.

Jeremy Fischer had High-jumped 7-4 earlier in the year, with local Art Lloyd 7-2 in a dual meet. *Sports Illustrated* decided to do a special on Fischer, who is an adopted Black-Korean mixed child. With strobes and lights flashing from all directions, Fischer emerged the winner at 7-0, with narrow misses at a Meet Record 7-2 1/4.

Luke Sullivan came from Wisconsin to take on a fine Discus field, winning with a fine 192-0. Jamaal Chase took Jesus Reyes in the Long Jump 24-2 1/2 to 24-1 1/2, with San Diego's Von Ware taking Chuck Bishop and Chase 48-5 1/4 - 48-2 - 47-8 3/4 in the Triple Jump. Wade Tift continued his undefeated season in the Shot Put, winning over three 60-footers at 59-6. Three cleared 15-6 in the Pole Vault, with Finnish foreign exchange student, Esa Sallinen, winning on misses, as San Jose's Scott Slover was nursing a thigh injury.

In the Girl's Field Events, defending Triple Jump Champion, LaShonda Christopher went out with three fouls in the Trials of her event, taken by the Sacramento area's Michelle Reid at 38-8. A determined Christopher returned to take the Long Jump at 19-6 1/2. Pam Simpson added stock to local's claims that Long Beach Poly is the nation's finest team with her 19-4 1/4 second in the Long Jump, with Ebonie Henderson (19-4) a fine third. Gina Heads took a strong Shot Put event at 45-7, with Tracye Lawyer the High Jump winner at 5-6.

RESULTS

Arcadia High School (Calif) - Saturday April 9th - Invitational Meet Time 4:00 p.m. - 10:00 p.m. - Wind readings below judged by three gauges at Meet Site. Open Meet - Saturday 11:00 a.m - 4:00 p.m.

BOYS

100 m-- (Seeded) (wind -0.35 meters per second) Jesus Reyes (Chino) 10.83, Jamaal Carr (Muir, Pasadena) 10.85, Leo Settle (Dorsey, L.A.) 10.88, Antwoine Anderson (Franklin, Rochester, NY) 10.91, Jim McElroy (Washington, L.A.) 10.94, Gabriel Baldwin (Muir, Pasadena) 10.99, LaJuan Gibbons (Jordan, Long Beach) 11.00, Adrian Logan (Upland) 11.07. *(Invitational)* (wind -0.43 mps) Jermaine Stafford (Franklin, Rochester, NY) 10.46 (#2 MARK NATION), Bryan Howard (Canyon Springs, Moreno Valley) 10.55 (HOWARD HAS #2 MARK NATION), Pat Johnson (Redlands) 10.57 (JOHNSON IS NATIONAL LEADER 10.42), Ali Evans (Vallejo) 10.65 (#5 MARK NATION), Marques Holwell (West, Bakersfield) 10.66 (HOLIWELL HAS #4 MARK NATION), Gary Young (Woodbridge, Irvine) 10.91, Akinyela Taylor (Dominguez, Compton) 10.96, Chris McAlister (Pasadena) 11.12. *Open:* Jacob Glickman (Pasadena) 10.88.

200m-- (Seeded) (wind +0.39 mps) Ali Evans (Vallejo) 21.69, Adrian Logan (Upland) 21.84, Leo Settle (Dorsey, L.A.) 21.85, Gary Young (Woodbridge, Irvine) 21.99, Gabe Garrett (River Ridge, Olympia, Wa) 22.14, Damian Murphy (Poly, Long Beach) 22.30, Ryan Kareer (Lewis & Clark, Spokane, Wa) 22.37. *(Invitational):* (-0.53 mps) Pat Johnson (Redlands) 21.18 (JOHNSON IS NATIONAL LEADER), Jim McElroy (Washington, L.A.) 21.71, Desmond Johnson (St. Augustine, New Orleans, La) 21.75, Mike Russell (Rowland, Rowland Heights) 21.89, Rodney Sermons (Bishop Amat, La Puente) 22.04, Jere Miller (Patrick Henry, San Diego) 22.15.

400 m-- (Seeded) : Ramsey Jay (Ventura) 48.36, Lydell Burston (Morse, San Diego) 48.46, Tyree Washington (La Sierra, Riverside) 48.74, Ryan Karer (Lewis & Clark, Spokane, Wa) 49.54, Antwan Taylor (Scripps Ranch, San Diego) 49.77, Marlon Monroe (St. Mary's, Berkeley) 49.80, Wayne Armour (Bakersfield) 50.03, Jason Boyer (San Pasqual, Escondido) 50.25. *(Invitational):* Desmond Johnson (St. Augustine,

continued next page...

MEET SPOTLIGHT

Arcadia / Foot Locker

New Orleans, La) 47.20 (NATIONAL LEADER), James Davis (Wood, Vacaville) 47.71 (#9 TIME NATION), Andre DeSaussure (Taft, Woodland Hills) 48.37, Steve Campbell (Alta Loma) 48.42, Gabe Garrett (River Ridge, Olympia, Wa) 48.65, Jere Miller (Patrick Henry, San Diego) 48.81, Ethan Taub (Foothill, Santa Ana) 49.40, Antwoine Anderson (Franklin, Rochester, NY) 50.11. Open: Jerome Davis (Burroughs, Ridgecrest) 48.72.

800m — Michael Granville (Bell Gardens) 1:51.90 (NATIONAL OUTDOOR LEADER), Milton Campbell (Douglass, Atlanta, Ga) 1:52.56 (#2 TIME NATION), Obea Moore (Muir, Pasadena) 1:54.26 (#4 TIME NATION), Mike Wenz (Canyon, Canyon Country) 1:54.46 (#5 TIME NATION), Vondre Armour (Bakersfield) 1:54.67 (#6 TIME NATION), Brian Peterson (Rowland, Rowland Heights) 1:54.69 (#7 TIME NATION), Matt Silva (San Pasqual, Escondido) 1:55.09, Erik Mickelson (Newport, Bellevue, Wa) 1:55.15, Victor Madison (Douglass, Atlanta, Ga) 1:55.36, John Anguiano (Richland, Wa) 1:55.78.

1600 m — Mebrahtom Keflezighi (San Diego) 4:08.32 (NATIONAL LEADER) (3:52.1 1500m), Mark Hauser (St. Augustine, San Diego) 4:09.46 (#2 TIME NATION) (3:53.8), Brett Strahan (Hart, Newhall) 4:09.71 (#3 TIME NATION) (3:54.8), Eric Dunn (Arroyo Grande) 4:11.78 (#4 TIME NATION) (3:55.0), Jason Stember (Jesuit, Sacramento) 4:12.97 (#5 TIME NATION) (3:54.5), Greg James (Mead, Spokane, Wa) 4:14.39 (#6 TIME NATION) (3:59.1), Jaime Martinez (Orange) 4:14.47 (#8 MARK NATION), Alex Teakel (Bishop O'Dowd, Oakland) 4:17.00, Rob Aubrey (Mead, Spokane, Wa) 4:17.64, Micheil Jones (Livermore) 4:21.64, Chadd Aldrich (Thousand Oaks) 4:22.05, Jon Wilson (Central Valley, Verdala, Wa) 4:22.4, Scott Kelly (Newport, Bellevue, Wa) 4:23.1, Dan Sikiric (Gunderson, San Jose) 4:24.8. Open: Angel Romero (Colton) 4:20.80.

3200 m — Nathan Nutter (Corona del Sol, Tempe, Az) 8:54.23 (NATIONAL LEADER) (8:22.0 3000m), Mebrahtom Keflezighi (San Diego) 8:59.99 (#2 TIME NATION) (8:25.6), Devin Elizondo (Mission Bay, San Diego) 9:06.35 (#3 TIME NATION) (8:34.4), Jason Balkman (Lynbrook, San Jose) 9:07.97 (#4 TIME NATION) (8:34.9), Jeff Fischer (Thousand Oaks) 9:10.42 (#7 TIME NATION) (8:37.8), Micah Davis (Mead, Spokane, Wa) 9:11.63 (#8 TIME NATION) (8:36.5), Matt Creason (Eureka) 9:11.76 (#9 TIME NATION) (8:38.6), Eleazar Hernandez (Camarillo) 9:17.08 (8:40.2), Steve Brown (Piedmont) 9:17.86 (8:45.2), Rondie Gibbs (Rubidoux, Riverside) 9:19.30 (8:43.5), Konrad Knutsen (Del Campo, Fair Oaks) 9:19.44 (8:43.0), John Green (Agoura) 9:20.1 (ht) (8:43.9), Steve Immel (Livermore) 9:21.9 (8:49.7), Ned Presnall (Jesuit, Sacramento) 9:22.1 (8:46.9), Skiy DeTray (Mead, Spokane, Wa) 9:25.1 (8:53.9), Pat Garrity (Arroyo Grande) 9:25.9 (8:48.1), Warren Wolf (San Marino) 9:27.2 (8:54.2), Francisco Sandoval (Channel Islands, Oxnard) 9:33.2 (8:58.5). Open: Antonio Arce (Palmdale) 9:25.68, Humberto Sanchez (South Gate) 9:26.27, Jon Bishop (Canyon, Canyon Country) 9:29.71, Brendan Mahon (La Habra) 9:32.23, Phil Gonzales (Crescenta Valley, La Crescenta) 9:33.06, James Liu (Temple City) 9:33.73.

110 m HH — (Seeded) (wind -0.02 meters per second) DeLewis Johnson (Nogales, La Puente) 14.57, Mike Delaney (Alhambra) 14.58, Coke Edmon (Bellarmine Prep, San Jose) 14.81, Danny Haag (Granada Hills) 14.84, Tony Garcia (Foothill, Santa Ana) 14.99,

Nam Doung (Silver Creek, San Jose) 15.01, Martin Haynes (Bishop Montgomery, Torrance) 15.02.

(Invitational) (wind -0.85 meters per second) Ken Haslip (Muir, Pasadena) 13.98 (HSLIP IS NATIONAL LEADER), Charles Reid (Salem, Virginia Beach, Va) 14.05 (#3 MARK NATION), Jason Medearis (Hart, Newhall) 14.12 (#4 MARK NATION), Bryan Jones (Arroyo Grande) 14.22 (#5 MARK NATION), Gerimi Burleigh (Upland) 14.66, Larry Parker (Bakersfield) 14.76, Anthony Montgomery (St. Mary's, Berkeley) 15.00, Eric Patterson (Poly, Long Beach) 15.10, Tyson Murphy (Santa Monica) 15.11. Open: Ignacio Barrios (Mountain View, El Monte) 14.67.

300 m IH — Ken Haslip (Muir, Pasadena) 36.94 (#2 MARK NATION), Jason Medearis (Hart, Newhall) 37.42 (#3 TIME NATION), Coke Edmon (Bellarmine Prep, San Jose) 38.05 (#6 TIME NATION), Bryan Jones (Arroyo Grande) 38.34, Anthony Montgomery (St. Mary's, Berkeley) 38.36, Jason Brownlee (Hamilton, L.A.) 38.72, Danny Haag (Granada Hills) 39.26. Open: Martin Haynes (Bishop Montgomery, Torrance) 39.17, Ignacio Barrios (Mountain View, El Monte) 39.34, Omar Anderson (Warren, Downey) 39.39, Chey Walker (West Covina) 39.40.

400 m Re — (Seeded) Bishop Amat (La Puente) 41.97, Morningside (Inglewood) 42.22, San Diego 42.23, Fairfax (L.A.) 42.43, Jordan (Long Beach) 42.49, Dominguez (Compton) 42.60, Upland 42.86. (Invitational) Muir (Pasadena) 41.09 (NATIONAL LEADER), Dorsey (L.A.) 41.80, Poly (Long Beach) 41.88, Pasadena 42.04, Eisenhower (Rialto) 42.07, Washington (L.A.) 42.41, Douglass (Atlanta, Ga) 42.81. Open: Wood (Vacaville) 42.95.

1600 m Re — (Seeded) Morningside (Inglewood) 3:17.63, Poly (Long Beach) 3:21.67, Fairfax (L.A.) 3:22.00, San Pasqual (Escondido) 3:22.98, San Diego 3:23.50, Alta Loma 3:25.64, Dominguez (Compton) 3:26.79. (Invitational) Muir (Pasadena) 3:13.38 (#2 TIME NATION), Douglass (Atlanta, Ga) 3:19.01, Dorsey (L.A.) 3:19.70, Bakersfield 3:20.61, St. Mary's, Berkeley 3:21.27, Rowland (Rowland Heights) 3:24.97, Tolleason (Az) 3:25.52, Washington (L.A.) 3:26.35. Open: Stockdale (Bakersfield) 3:24.85.

Distance Medley Re — Loyola (L.A.) 10:16.15 (NATIONAL LEADER), Palisades (Pacific Palisades) 10:25.05 (#2 TIME NATION), Bellarmine Prep (San Jose) 10:25.20 (#3 TIME NATION), Morro Bay 10:26.59 (#4 TIME NATION), Hart (Newhall) 10:28.82 (#5 TIME NATION), Arroyo (El Monte) 10:30.36 (#7 TIME NATION), Arroyo Grande 10:32.28, Thousand Oaks 10:32.7 (ht), Centerville (Oh) 10:33.3, Scripps Ranch (San Diego) 10:36.0, St. Augustine (San Diego) 10:38.2, Newport Harbor (Newport Beach) 10:41.7, Silver Creek (San Jose) 10:43.7, St. Francis (La Canada) 10:44.6, Birmingham (Van Nuys) 10:48.7, Mission Viejo 10:50.0. Open: Nordhoff (Ojai) 10:36.95.

High Jump — Jeremy Fischer (Camarillo) 7-0 (FISCHER IS NATIONAL LEADER), Art Lloyd (Eisenhower, Rialto) 6-10, James Lincoln (Birmingham, Van Nuys) 6-8, Richard Pitchford (Charter Oak, Covina) 6-6, Calvin Bates (Valley, Sacramento) 6-6, Marty Fonseca (Murrilla Valley, Murrilla) 6-4, (tie) Jeff Bond (Piedmont), Brendan Zeidler (Bellarmine Prep, San Jose), Jon Roby (Corcoran), and Cory Johnson (Los Alamitos) 6-4, (tie) Casey Turner (Monte Vista, Danville), Dave Larson (Stockdale, Bakersfield), & Jim Ro-

mero (L.A. Baptist, North Hills) 6-4. Open: James Nieto (Valley, Sacramento) 6-6.

Pole Vault — Esa Sallinen (Burroughs, Burbank)/Finland 15-6 (#8 MARK NATION), Dominic Johnson (Amphitheater, Tucson, Az) 15-6, Paul Kokorowski (El Camino Real, Woodland Hills) 15-6, Borys Orloff (St. John Bosco, Bellflower) 15-0, Dason Phelps (Mountain View, Mesa, Az) 15-0, Daniel Shimooka (San Pasqual, Escondido) 14-6, Sean Taylor (Fallbrook) 14-6, John Bain (Foothill, Santa Ana) 14-0. Open: Lorenzo Rodriguez (Mt. Pleasant, San Jose) 14-0.

Long Jump — Jamaal Chase (Quartz Hill) 24-2 1/4 (wind +1.03 meters per second) (#3 MARK NATION), Jesus Reyes (Chino) 24-1 1/2 (+2.00 mps) (#4 MARK NATION), Lurea Frazier (Pomona) 23-6 (+1.28 mps), Tyree Washington (La Sierra, Riverside) 23-4 (+0.83 mps), Patrick Kooba (Glendora) 23-0 1/4 (+1.31 mps), Chris McAlister (Pasadena) 22-8 3/4 (+1.25 mps), Doug Brown (Gunderson, San Jose) 22-5 1/4 (+1.45 mps), Gerald Williams (Lynwood) 22-2 3/4 (+1.61), Corri Moore (Monte Vista, Spring Valley) 22-2 3/4 (+1.52). Open: Juan Hastings (Gahr, Carritos) 22-6 (wind legal).

Triple Jump — Von Ware (Rancho Buena Vista, Vista) 48-5 1/4 (wind -1.04 meters per second) (#4 MARK NATION), Chuck Bishop (Taft) 48-2 (-1.02 mps) (BISHOP HAS #2 MARK NATION), Jamaal Chase (Quartz Hill) 47-8 3/4 (-0.01), Reggie Mitchell (Sweetwater, National City) 47-5 3/4 (-0.73), Nord (Los Altos) 46-7 3/4 (-0.73 mps), Carl Hampton (Poly, Long Beach) 46-6 1/2 (-0.01 mps), Leroy Parham (Muir, Pasadena) 45-6 (+0.01). Open: Jay White (Upland) 45-1 1/4.

Shot Put — Wade Tift (Newport Harbor, Newport Beach) 59-6 (TIFT HAS #2 OUTDOOR MARK NATION), Phil Fonua (Mira Costa, Manhattan Beach) 57-6 1/2, Jeremy Lingenfelter (Claremont) 56-9 3/4, Ihsan Warren (St. Mary's, Berkeley) 56-0 1/2, Brad Hisey (Fallbrook) 54-9 1/4, James Parker (Northridge, Layton, Ut) 54-6 1/2, Brian Tade (El Camino Real, Woodland Hills) 54-0, Jeremy Staat (Bakersfield) 53-7 1/2, Chuck Boswell (West, Bakersfield) 53-0 1/2, Hosea Nelson (St. Ignatius, San Francisco) 52-3 1/2, Chris DeMartini (St. Ignatius, San Francisco) 53-2 1/4, Josh Lowe (Mountain View, Mesa, Az) 51-11 1/2, Travis Coddington (Renton, Wa) 51-9 1/2, Ben Lindsey (Lynnwood, Wa) 51-5, Andy Sverchek (San Luis Obispo) 51-4 3/4, Aaron Lewis (St. Ignatius, San Francisco) 51-3 3/4, Luke Sullivan (Verona, Wi) 51-3 1/2. Open: Josh Kobdich (North, Bakersfield) 55-5 1/4 (OPEN MEET RECORD).

Discus — Luke Sullivan (Verona, Wi) 192-0 (#2 MARK NATION), Kevin Moore (Richland, Wa) 185-2 (EQUAL #3 THROW NATION), Josh Lowe (Mountain View, Mesa, Az) 181-7 (#7 MARK NATION), Travis Coddington (Renton, Wa) 179-4 (#8 MARK NATION), Chris DeMartini (St. Ignatius, San Francisco) 178-7 (DEMARTINI IS NATIONAL LEADER), James Parker (Northridge, Layton, Ut) 175-11, Solomon Kaihihiwa (Jesuit, Sacramento) 174-0, Adam Stout (Alta Loma) 171-11, Denton Kelley (Jesuit, Sacramento) 166-1, Steve Gonzales (Newport Harbor, Newport Beach) 163-10, Jason Bader (Edison, Huntington Beach) 162-8, Jeremy Staat (Bakersfield) 161-11, Josh Liberty (San Diego) 161-6. Open: Thomas Schmidt (Chino) 163-11.

continued next page...

MEET SPOTLIGHT

Arcadia / Foot Locker

ATHLETE OF THE MEET -- KEN HASLIP (MUIR, PASADENA) WON HURDLES AT 13.98 AND 36.94, RAN ON WINNING 41.09 AND 3:13.38 RELAY TEAMS

GIRLS

100 m -- (Seeded) (wind -0.59 meters per second) Felisha Williams (Morningside, Inglewood) 12.06 (#10 TIME NATION), Joney David (Charter Oak, Covina) 12.20, Michelle Perry (Quartz Hill) 12.37, Krystal Walden (West Covina) 12.58, Allison Parks (Pius X, Downey) 12.63, Latanya O'Bryant (Lompoc) 12.72, Jill Deegan (Arroyo Grande) 12.76, Tanya Jackson (Skyline, Oakland) 12.81, Wendy DeFord (Hilltop, Chula Vista) 12.82. **(Invitational)** (-0.01 mps) Andrea Anderson (Poly, Long Beach) 11.57 (NATIONAL LEADER, #15 MARK IN U.S. FOR YEAR INCLUDING OPEN COLLEGIATE LEVELS), Latasha Gilliam (Pittsburg) 11.74 (#3 TIME NATION), Lakeisha Backus (Wilson, Long Beach) 11.78 (BACKUS HAS #2 TIME NATION), Aminah Haddad (Poly, Long Beach) 11.88 (#5 TIME NATION), Monique Hennagan (Spring Valley, Columbia, SC) 12.03 (#8 TIME NATION) Heather Sumpster (Muir, Pasadena) 12.10, Jaime Sims (Etiwanda) 12.11. **Open:** Torri Edwards (Pomona) 12.33.

200 m -- (Seeded) (wind +3.00 meters per second) Madinah Ali (Canyon Springs, Moreno Valley) 24.89w, Jaime Sims (Etiwanda) 24.90w, Veronica Woods (Independence, San Jose) 25.05w, Tara Oettinger (Foothill, Santa Ana) 25.17w, Heather Miller (Westridge, Pasadena) 25.23w, Jaime Brown (Canyon Springs, Moreno Valley) 25.25w, Joney David (Charter Oak, Covina) 25.34w, Jill Deegan (Arroyo Grande) 26.07w. **(Invitational)** (wind +5.01 meters per second) Andrea Anderson (Poly, Long Beach) 23.48w (FASTEST TIME NATION, BUT WIND-AIDED PERFORMANCE), Latasha Colander (Wilson, Portsmouth, Va) 23.58w, Aminah Haddad (Poly, Long Beach) 23.90w, Bisa Grant (Bishop O'Dowd, Oakland) 24.20w, Kinchassa Davis (Wilson, Long Beach) 24.80w, Michelle Perry (Quartz Hill) 25.35w, Zakiyah Salim (Lompoc) 25.78w. **Open:** Joney David (Charter Oak, Covina) & Torri Edwards (Pomona) both 25.05 (different races)

400 m -- Monique Hennagan (Spring Valley, Columbia, SC) 52.87 (NATIONAL LEADER AND MEET RECORD - OLD RECORD 52.90 DENEAN HOWARD (KENNEDY, GRANADA HILLS) 1982-52.87 IS #15 MARK IN U.S. FOR YEAR INCLUDING COLLEGIATE/OPEN LEVELS), Lana Garner (Morse, San Diego) 55.22 (#4 TIME NATION), Malika Edmonson (St. Bernard, Playa del Rey) 55.65 (#5 TIME NATION), Latasha Gilliam (Pittsburg) 56.71 (GILLIAM HAS #2 TIME NATION), Mysha Williams (Poly, Long Beach) 56.81, Veronica Woods (Independence, San Jose) 57.21, Aisha Washington (Poly, Long Beach) 58.54. **Open:** Africa Williams (Valley, Sacramento) 56.91, Turshica Bennett (Bishop O'Dowd, Oakland) 57.29, Heather Miller (Westridge, Pasadena) 57.55, Vicky Ansuri (Bishop Montgomery, Torrance) 57.57.

800 m -- Kristi Johnston (Central, Fresno) 2:12.46 (NATIONAL OUTDOOR LEADER), Tiffany Boykin (Laguna Hills) 2:16.30 (#3 TIME NATION), Sherron Rhetta (Poly, Long Beach) 2:16.49 (#4 TIME NATION), Ryan Sartwell (Arcadia) 2:16.94 (#6 TIME NATION), Sara Moore (Richland, Wa) 2:17.21, Kristy Forman (Reed, Sparks, Nv) 2:17.23, Candace Threat Miles (Bishop O'Dowd, Oakland) 2:17.28, Stacey Kerr

(Fallbrook) 2:17.37, Shalynn Carr (Bonita, La Verne) 2:17.61, Anjellica Randall (Bishop O'Dowd, Oakland) 2:19.40, Melissa McVey (Redlands) 2:20.98. **Open:** Julie Kaudelka (Edison, Huntington Beach) 2:16.95, Betty Butler (Dorsey, L.A.) 2:18.31.

1600 m -- Rosanna Gardner (East, Salt Lake City, Ut) 4:53.11 (NATIONAL OUTDOOR LEADER) (4:34.2 1500m NATIONAL OUTDOOR LEADER), Sarna Renfro (Bellarmine Prep, Tacoma, Wa) 4:55.24 (#2 TIME NATION) (4:38.1), Marie Davis (Lincoln, Portland, Or) 4:55.55 (#3 TIME NATION) (4:38.3), Mary Cobb (Santa Barbara) 4:58.75 (#4 TIME NATION) (4:38.4), Sherrie Donovan (Madera) 5:00.97 (#5 TIME NATION) (4:40.7), Elissa Riedy (Mission San Jose, Fremont) 5:01.60 (#6 TIME NATION) (4:41.9), Emily Allison (Leland, San Jose) 5:03.19 (4:43.4), Joanna Cerri (Downey, Modesto) 5:03.68, Ann Baldelli (St. Ignatius, San Francisco) 5:03.84, Christine Stavolone (Presentation, San Jose) 5:04.66, Lori Riedy (Mission San Jose, Fremont) 5:05.82, Tracy Cohn (Stockdale, Bakersfield) 5:05.83, Nicole Silva (Aptos) 5:06.0, Katie McGregor (Willoughby South, Willoughby, Oh) 5:07.7, Erin O'Keefe (Poly, Long Beach) 5:14.2, Deborah Bleisch (Silver Creek, San Jose) 5:15.4. **Open:** Jessica De la Cerda (Hart, Newhall) 5:05.76.

3200 m -- Carrie Gamison (Buena Park) 10:39.33 (NATIONAL OUTDOOR LEADER) (10:02.2 3000m), Emily Nay (Capital, Helena, Mt) 10:40.99 (#3 TIME NATION) (10:04.1), Molly Mehlberg (Peninsula, Rolling Hills) 10:45.40 (#4 TIME NATION) (10:07.0), Sarah Dickerman (Del Campo, Fair Oaks) 10:54.70 (#6 TIME NATION) (10:14.8), Kim Mortensen (Thousand Oaks) 10:56.32 (#5 TIME NATION) (10:22.6), Kim Nelson (Canyon, Anaheim) 10:56.67 (10:22.8), Katie McGregor (Willoughby South, Willoughby, Oh) 11:09.43 (10:29.8), Sarah Brandy (Ashland, Or) 11:18.43 (10:31.5), Laura Sanodval (St. Ignatius, San Francisco) 11:20.93 (10:41.1), Nandy Dollar (San Clemente) 11:22.2 (ht) (10:44.7), Lyad Gozal (Beverly Hills) 11:22.5 (10:43.3), Kay Nekota (Agoura) 11:27.5 (10:49.1), Rachel Krause (South Hills, West Covina) 11:35.8 (10:52.1). **Open:** Rhaina Echols (Glendale) 11:24.65, Allison Twist (San Marino) 11:26.83, Jinna Rhode (Fallbrook) 11:27.17.

100m Hurdles (33") -- (Seeded) (wind -0.01 meters per second) Andrea Wasden (Rio Mesa, Oxnard) 14.40 (#5 MARK NATION), Miesha McKelvy (Gahr, Cerritos) 14.61 (#7 TIME NATION), Jenny Berrien (Berkeley) 15.09, Keisha Griffiths (Washington, L.A.) 15.15, Amber Roberts (Muir, Pasadena) 15.35, Loren Parker (Bakersfield) 15.60, Cathy Prater (Agoura) 15.66, Nicole Dodd (South Pasadena) 15.60. **(Invitational)** (wind +0.01 meters per second) Latasha Colander (Wilson, Portsmouth, Va) 13.95 (#2 TIME NATION), Bisa Grant (Bishop O'Dowd, Oakland) 14.15 (#3 MARK NATION), Jennifer Odom (Independence, San Jose) 14.63 (#8 TIME NATION), Chidera Madu (Valley, Sacramento) 14.82, Ayana Grant (Bishop O'Dowd, Oakland) 14.91, Adria Robertson (Memorial, Houston, Tx) 15.22, Kelly Moten (Muir, Pasadena) 15.26, Dixie Williams (Churchill County, Fallon, Nv) 15.39.

300 m LH -- Angela Harris (Skyline, Oakland) 42.33 (EQUALS NATIONAL LEADER), Erin Rinear (River Ridge, Olympia, Wa) 44.40 (#8 TIME NATION), Cathy Prater (Agoura) 44.48 (#9 TIME NATION), Adria Robertson (Memorial, Houston, Tx) 44.55, Kim Veeder (Los Gatos) 45.14, Amanda Helberg (Centerville, Oh) 45.25, Keisha Griffiths (Wash-

ington, L.A.) 45.26, Jennifer Odom (Independence, San Jose) 45.59, Stacy Hebert (Buena, Ventura) 46.00. **Open:** Dixie Williams (Churchill County, Fallon, Nv) 44.17 (#4 TIME NATION), Colleen Rhemm (Muir, Pasadena) 45.11, Andrea Wasden (Rio Mesa, Oxnard) 45.18, Susyn Heidenrich (Rio Mesa, Oxnard) 45.61, Tasha Walker (El Dorado, Placentia) 45.64, Ayana Grant (Bishop O'Dowd, Oakland) 45.92, Sakai Metcalf (Skyline, Oakland) 46.08.

400 m Re -- (Seeded) St. Bernard (Playa del Rey) 47.42 (#10 TIME NATION), Skyline (Oakland) "B" 48.47, Independence (San Jose) 48.48, Pius X (Downey) 48.52, Etiwanda 49.39, Valley (Sacramento) 49.72, Eisenhower (Rialto) 50.51, Lompoc 50.84. **(Invitational)** Poly (Long Beach) 45.90 (NATIONAL LEADER =#16 PREP TEAM EVER), Skyline (Oakland) 46.48 (#2 MARK NATION), Wilson (Long Beach) 46.78 (#4 MARK NATION), Morningside (Inglewood) 46.79 (MORNINGSIDE HAS #3 TIME NATION), Muir (Pasadena) 47.78, Pomona 48.34, Canyon Springs (Moreno Valley) 48.74, El Capitan (Lakeside) 50.78. **Open:** Reed (Sparks, Nv) 50.05.

1600 m Re -- (Seeded) Pius X (Downey) 4:00.41, Chino 4:01.22, Independence (San Jose) 4:01.43, Rio Mesa (Oxnard) 4:02.72, Skyline (Oakland) "B" 4:03.63, Burroughs (Burbank) 4:06.60. **(Invitational)** Morningside (Inglewood) 3:43.71 (NATIONAL LEADER & MEET RECORD, OLD MEET RECORD 3:45.41 WM PENN, PHILADELPHIA, PA 1991), Skyline (Oakland) 3:44.36 (#2 TIME NATION), Wilson (Long Beach) 3:50.79 (#4 TIME NATION), St. Bernard (Playa del Rey) 3:51.22 (#5 TIME NATION), Bishop O'Dowd (Oakland) 3:52.00 (#6 TIME NATION), Muir (Pasadena) 3:56.46, Morse (San Diego) 3:57.71, Valley (Sacramento) 4:04.88. **Open:** Los Gatos 4:03.72, Compton 4:03.98, Bishop Montgomery (Torrance) 4:04.10, Reed (Sparks, Nv) 4:04.85.

Distance Medley Relay -- Mission San Jose (Fremont) 12:13.57 (MSJ IS NATIONAL LEADER), Esperanza (Anaheim) 12:15.07 (#2 TIME NATION), Madera 12:28.37, Edison (Huntington Beach) 12:30.67, Aptos 12:36.05, Buena (Ventura) 12:41.28, Poly (Long Beach) 12:41.59, St. Ignatius (San Francisco) 12:43.67, Silver Creek (San Jose) 12:46.42, El Modena (Orange) 12:46.46, San Pasqual (Escondido) 12:50.0 (ht), Fallbrook 12:50.9, Ocean View (Huntington Beach) 12:51.6, Corona 12:52.5, Peninsula (Rolling Hills) 12:53.0, Temescal Canyon (Elsinore) 12:54.0. **Open:** Saugus 12:43.99, Hart (Newhall) 12:52.15.

High Jump -- Tracye Lawyer (Cate, Carpinteria) 5-6, Misty May (Newport Harbor, Newport Beach) 5-6, (tie) Shania Edwards-Hambrick (Moreno Valley), Jamila Churchill (Bishop O'Dowd, Oakland), Tina Bowman (Newport Harbor, Newport Beach), and Stacy Smith (Mountain View, Mesa, Az) at 5-4. (tie) Jayme Ulrich (North Bakersfield) & Liz Giltner (Chaminade, West Hills) 5-4, Savant Williams (Long Beach Poly) 5-4. **Open:** Tait Holden (Wood, Vacaville) 5-4.

Pole Vault -- Jocelyn Chase (Agoura) 10-6 (MEET RECORD #2 PREP PERFORMANCE EVER), Franci Pleth (Burroughs, Burbank) 9-0, (tie) Angie Gratt (Highland, Bakersfield), Amy O'Connor (Thousand Oaks), & Elizabeth Ewing (Castro Valley) 7-6, Allison Meechovet (Temple City) 7-0.

continued next page...

MEET SPOTLIGHT

Arcadia / Foot Locker



JOCELYN CHASE

Photo by Burt L. Davis

Long Jump -

La Shonda Christopher (River Ridge, Olympia, Wa) 19-6 1/2 (+0.21 meters per second wind (NATIONAL OUTDOOR LEADER), Pam-Simpson (Poly, Long Beach) 19-4 1/4 (-0.65 mps) (#3 MARK NATION), Ebonie Henderson (Bakersfield) 19-4 (-0.71 mps) (#5 MARK NATION), Tara

Oettinger (Foothill, Santa Ana) 18-11 3/4 (+0.42 mps) (#8 MARK NATION), Carlene Jones (Morse, San Diego) 18-6 1/2 (-1.04 mps), Michelle Perry (Quartz Hill) 17-1 1/4 (-0.01), Rosalyn Grant (Ganesha, Pomona) 17-1 (+0.02 mps), Open: Gina Ocagura (St. Francis, Mountain View) 17-11 1/4 (wind legal), Christine Brockett (Antioch) 17-2 1/2, Dominique Hughes (Ganesha, Pomona) 17-2, Kim Smith (River Ridge, Olympia, Wa) 17-0 1/2.

Triple Jump - Michelle Reid (Folsom) 38-08 (+0.21 meters per second wind) (#3 MARK NATION), Tamiaka Porter (Orange Glen, Escondido) 38-04 1/4 (+1.31 mps) (PORTER HAS #2 MARK NATION), Amber Roberts (Muir, Pasadena) 38-2 3/4 (-0.06), Ebonie Henderson (Bakersfield) 37-9 1/4 (+0.46), Kathy Sorenson (Hilltop, Chula Vista) 37-0 (+1.26), Kristy Forman (Reed, Sparks, Nv) 36-6 1/4w (+2.29 mps) (36-1 1/4 wind legal +1.07 mps), Kelly O'Connor (Esperanza, Anaheim) 36-5 1/2 (+0.71) (better second jump), Latoya LeJay (Canyon Springs, Moreno Valley) 36-5 1/2 (+1.12), Latoya Crews (Morse, San Diego) 36-3 (+.90 mps), Cindy Pettibon (Gundersen, San Jose) 36-02 1/2w (+2.15 mps) (36-1 3/4 wind legal best +.40 mps), **Open:** Ebony Poe (Lynwood) 36-5 (wind legal).

Shot Put - Gina Heads (Newport Harbor, Newport Beach) 45-7 (#4 MARK NATION), Deloras Tuimoloau (Channel Islands, Oxnard) 45-3 1/4 (TUIMOLOAU HAS #3 MARK NATION), Soozie Shanley (Tulare) 43-6 1/2 (SHANLEY HAS #6 MARK NATION), Regan Leahy (Eisenhower, Yakima, Wa) 42-3 1/2, Nicole Brooks (Berkeley) 41-9, Andria Brown (South, Bakersfield) 41-3 1/2, Peka Lauu (Nogales, La Puente) 40-11 1/2, Leslie Vidmar (Eastlake North, Eastlake, Oh) 40-2 1/2, Charlene Bower (Gunn, Palo Alto) 39-6 1/2, Aretha Hill (Renton, Wa) 39-1, Katie Suppa (Torrey Pines, Encinitas) 38-1 1/2 (better second throw), Jennifer Mercy (Eisenhower, Yakima, Wa) 38-1 1/2, Margaret Veligitone (Fallbrook) 38-1 1/2, Roberta Collins (Sandusky, Oh) 38-0 1/4, Katianna Usery (Hart, Newhall) 37-1 3/4. **Open:** Diane Hart (North, Bakersfield) 37-4 1/4.

Discus - Suzy Powell (Downey, Modesto) 178-8 (NATIONAL INTERSCHOLASTIC RECORD, BREAKING 176-10 SET BY MELISA WEIS OF BAKERSFIELD 1990) (series 178-8, 160-4, 158-8, 152-3, 159-5, 177-1 (also breaks record)) 178-8 IS #9 MARK IN



GINA HEADS

Photo by Bill Cockerham

U.S. FOR YEAR INCLUDING COLLEGIATE/OPEN LEVELS), Aretha Hill (Renton, Wa) 156-10 (#3 MARK NATION), Jill Lackovich (Titusville, Fl) 152-6 (#5 MARK NATION), Nadia Lopez (Arroyo Grande) 145-9 (LOPEZ HAS #7 MARK NATION), Mandy Buckey (Bakersfield) 143-2 (#11 MARK NATION), Roberta Collins (Sandusky, Oh) 139-10, Angela Burgess (Woodbridge, Irvine) 137-7, Soozie Shanley (Tulare) 136-7, Gina Heads (Newport Harbor, Newport Beach) 135-1, Diane Hart (North, Bakersfield) 130-0, Deloras Tuimoloau (Channel Islands, Oxnard) 128-11 **Open:** Kharin Gonzalez (Hilltop, Chula Vista) 126-2.

ATHLETE OF THE MEET - SUZY POWELL (DOWNEY, MODESTO, CA) - 178-8 -- NEW NATIONAL INTERSCHOLASTIC RECORD IN DISCUS

Open Results

Presented by the Arcadia Rotary
Saturday, April 9th - Meet 11:00 a.m. - 4:00 p.m. - weather ranged from cool and cloudy to sunny and blustery

MEN

100m - (R-1) (wind -0.37) R.J. Soward (Eisenhower, Rialto) 11.02, Kaaron Conwright (Westchester, L.A.) 11.16. (R-2) (+2.60) Marlon Farlow (Eisenhower, Rialto) 11.04w, Mike Searcy (Rialto) 11.12w, Kelvin Hunter (Hawthorne) 11.18w. (R-3) (+1.44) Jacob Glickman (Pasadena) 10.88, Vincent Boone (West Covina) 11.04, Armon Hatcher (Diamond Bar) 11.05, Thomas Washington (Central, Fresno) 11.13, Anthony Preyear (La Sierra, Riverside) 11.14.

200m - (R-1) (wind -5.02) Demond Birks (Eisenhower, Rialto) 22.70. (R-2) (-.98) Corey Hall (Stock-

dale, Bakersfield) 22.46, Chris McAlister (Pasadena) 22.47, Chris Jones (Washington, L.A.) 22.71, Latavian Moore (Inglewood) 22.83. (R-3) (-1.53) Jacob Glickman (Pasadena) 22.18, Andre Hilliard (Torrance) 22.34, Vincent Boone (West Covina) 22.69, Thomas Washington (Central, Fresno) 22.83.

400m - (R-1) Sharay Stith (Douglass, Atlanta, Ga) 50.36, Amar Brisco (Washington, L.A.) 51.17. (R-2) Jahmal Wright (Culver City) 49.55, Corey Brown (Valley, Sacramento) 50.09, Lonnie Cruel (Carson) 50.39, Donald Scott (Lynwood) 50.65, Rick Murillo (Highland, Bakersfield) 50.95. (R-3) Jerome Davis (Burroughs, Ridgecrest) 48.72, Jeff Butler (Paramount) 49.84, Damen Wheeler (Valley, Sacramento) 50.08, Chris Jones (Washington, L.A.) 51.07.

800m - (R-1) Rolando DeAngelis (Buena, Ventura) 2:02.49. (R-2) Rene Paragas (Hart, Newhall) 1:57.62, Raymundo Duarte (Rosevelt, L.A.) 1:57.77, James Owens (South Pasadena) 1:57.81, Doug Frichtel (Hemet) 1:58.42, Greg O'Hair (Reed, Sparks, Nv) 1:58.61

1600m - (R-1) Angel Romero (Colton) 4:20.80 (4:06.0 1500m), Hide Sano (Peninsula, Rolling Hills) 4:22.00 (4:06.7), Javier Ramirez (Nordhoff, Ojai) 4:22.16 (4:05.8), Francisco Martinez (Douglas, Az) 4:22.48 (4:06.4), Rey Sanchez (Delano) 4:22.73, Greg Phister (Davis) 4:23.05, Ian Enriquez (Corona) 4:24.79, Matt Harris (Mira Costa, Manhattan Beach) 4:25.26, Greg Tademy (Silver Creek, San Jose) 4:25.65, John Nehls (Upland) 4:26.3, Victor Madison (Douglass, Atlanta, Ga) 4:26.7, File Cortez (Downey) 4:27.4, Mike Wallace (Notre Dame, Sherman Oaks) 4:29.0, Cliff Roberts (Leland, San Jose) 4:30.4, Matt Olin (Apple Valley) 4:35.4. (R-2) Ricardo Valenzuela (Belmont, L.A.) 4:26.28 (4:09.5 1500m), Charlie Gatchell (La Habra) 4:27.45, Miguel Ramirez (Rosevelt, L.A.) 4:29.93, Josh Cobb (Santa Barbara) 4:30.74, Spencer Bohaty (Jesuit, Sacramento) 4:31.57, Brandon Pacheco (Brethren Christian, Cypress) 4:32.20, Saul Gallegos (St. John Bosco, Bellflower) 4:32.44, Byron Hardkie (Bishop Amat, La Puente) 4:33.53, Joel Givens (Hart, Newhall) 4:33.70, Dustin Williams (Canyon, Canyon Country) 4:33.85.

3200m - Antonio Arce (Palmdale) 9:25.68), Humberto Sanchez (South Gate) 9:26.27, Jon Bischoff (Canyon, Canyon Country) 9:29.71, Brendan Mahon (La Habra) 9:32.23, Phillip Gonzalez (Crescenta Valley, La Crescenta) 9:33.06, James Liu (Temple City) 9:33.73, Eric Delfel (Eisenhower, Yakima, Wa) 9:37.29, Enrique Torres (Silver Creek, San Jose) 9:38.11, Pat Bendick (Mission San Jose, Fremont) 9:39.84, Richard Chisholm (San Marino) 9:40.64, Ken Goodrich (Peninsula, Rolling Hills) 9:42.9, Scott Abbott (Jesuit, Sacramento) 9:44.6, Johann Appell (Estancia, Costa Mesa) 9:47.6, Ryan Dean (Peninsula, Rolling Hills) 9:49.8, Dennis Sweningson (Buena, Ventura) 9:51.0, Kevin Kooper (St. Francis, La Canada) 9:55.4, Keith O'Doherty (Thousand Oaks) 9:56.5, Jeremy Park (Camarillo) 9:57.2.

110mH - (R-1) (wind +.41 meters per second) Charles Alade (Highland, Bakersfield) 15.10, Dan Nord (Los Altos) 15.12, Terrell Bettis (Paramount) 15.30, Noah Walsh (Ventura) 15.31, Jerry Ibarra (Hawthorne) 15.43, Mark Roman (Central, Fresno) 15.46. (R-2) (+.70) Ignacio Barrios (Mountain View, El Monte) 14.67, Chey Walker (West Covina) 14.91, Anthony Mayberry (Dorsey, L.A.) 14.95. (R-3) (+1.0) Ryan Carr (Crespi, Encino) 15.15, Dan Foote (Foothill, Santa Ana) 15.17, Ted Rust (Rio Mesa, Oxnard) 15.19.

continued next page...

MEET SPOTLIGHT

Arcadia / Foot Locker

300mIH -- (R-1) Martin Haynes (Bishop Montgomery, Torrance) 39.17, Terrell Bettis (Paramount) 39.64, Dwight McNaughton (Stockdale, Bakersfield) 40.05, Vashon Suds (Rubidoux, Riverside) 40.09, Noah Walsh (Ventura) 40.25, Jerry Ibarra (Hawthorne) 40.43. (R-2) Ignacio Barrios (Mountain View, El Monte) 39.34, Ted Rust (Rio Mesa, Oxnard) 39.53, Billy Wade (Eisenhower, Rialto) 40.62. (R-3) Omar Anderson (Warren, Downey) 39.39, Chey Walker (West Covina) 39.40.

400m Re -- (R-1) Wood (Vacaville) 42.95, Pomona 42.96, Monroe (Van Nuys) 43.02, West Covina 43.39, Hawthorne 43.41, Rialto 43.43, Gahr (Cerritos) 43.54. (R-2) Muir (Pasadena) "B" 43.46, Lynwood 43.55, Diamond Bar 43.69.

1600m Re -- (R-1) Stockdale (Bakersfield) 3:24.85, Silver Creek (San Jose) 3:25.55, Hawthorne 3:26.67, Esperanza (Anaheim) 3:27.40. (R-2) Hamilton (L.A.) 3:25.23, Diamond Bar 3:25.50, Muir (Pasadena) "B" 3:26.47, Reed (Sparks, Nv) 3:29.34.

Dist Med Re -- Nordhoff (Ojai) 10:36.95, Livermore 10:43.18, Belmont (L.A.) 10:50.31, La Habra 10:52.30, Channel Islands (Oxnard) 10:54.57.

HJ -- James Nieto (Valley, Sacramento) 6-6, Ken Knox (Rancho Cuamonga) 6-4, R. Ross (Eldorado, Las Vegas, Nv) 6-4, Ben Barney (Arroyo, El Monte) 6-4, Chad Unger (Schurr, Montebello) 6-4.

PV -- Lorenzo Rodriguez (Mt. Pleasant, San Jose) 14-0, Robert Wolfe (Damien, La Verne) 13-6, Brian Acevedo (Belmont, L.A.) 13-6, (tie) David Schaeffer (Agoura), Craig Wobig (El Camino Real, Woodland Hills) 13-0, (tie) Jason Spotts (North, Bakersfield), Rick Marquez (Reed, Sparks, Nv), Fernando Preciado (Downey), & Brian Kneebone (Hilltop, Chula Vista) 13-0, Zack Evink (Paramount) 13-0, Aaron Lugg (Arcadia) 13-0.

LJ -- (wind legal) Juan Hastings (Gahr, Cerritos) 22-6, Steve Smith (Gahr, Cerritos) 21-9 3/4, Michael Fletcher (Paramount) 21-9 1/2, Clarence Scott (Fremont, L.A.) 21-8 3/4, Gavin Peries (South Pasadena) 21-7 1/2, Patrick McCall (Carson) 21-4 3/4.

TJ -- (wind legal) Jay White (Upland) 45-1 1/4, Archie Jackson (Nordhoff, Ojai) 45-0 1/2, Terrell Bettis (Paramount) 44-8 1/4, Gerald Williams (Lynwood) 44-4 3/4, Milan Ford (Centennial, Corona) 44-2 1/2, Mike Wygant (Camarillo) 43-5 3/4.

SP -- Josh Kobbish (North, Bakersfield) 55-5 1/4 (MEET RECORD OLD RECORD BRENT NOON (FALLBROOK) 53-10 1/2 1987), Damon Blechen (Agoura) 54-1 3/4, Shannon Garnett (Muir, Pasadena) 50-5 3/4, Jason Henry (Bakersfield) 49-1 1/2, Jared Naab Santa Fe, Santa Fe Springs) 49-0 1/2.

DT -- Thomas Schmidt (Chino) 163-11, Jeff Beadle (Highland, Bakersfield) 157-3, Andy Sverchek (San Luis Obispo) 156-7, Ihsan Warren (St. Mary's, Berkeley) 156-1, Andre Benson (Paramount) 151-1, Wykia Mitchell (Paramount) 149-2, Jacob Abney (South, Bakersfield) 148-10, Avont Grant (Lewis & Clark, Spokane, Wa) 145-10.

WOMEN

100m -- (R-1) (wind +1.28) Torri Edwards (Pomona) 12.33, Kim Hay (Los Gatos) 12.50, Kathy Gross (Canyon, Anaheim) 12.72, Jocelyn Pruitt (Littlerock) 12.74. (R-2) (+.41) Jamie Terry (Trabuco Hills, Mis-

sion Viejo) 12.68, Annie Pogue (Del Mar, San Jose) 12.70, Hashrena Hardaway (Reed, Sparks, Nv) 12.73. (R-3) (-0.01) Zhauntel Holman (Valley, Sacramento) 12.45, Virginia Williams (Dominguez, Compton) 12.49, Lisa Domico (Claremont) 12.68.

200m -- (R-1) (wind -1.95) Torri Edwards (Pomona) 25.05, Tabresha Lawrence (Rialto) 25.74, Zhauntel Holman (Valley, Sacramento) 26.17. (R-2) (-1.64) Joney David (Charlar Oak, Covina) 25.05, Lantanya O'Bryant (Lompoc) 26.10. (R-3) (-1.48) Jerenna Bernastine (Pius X, Downey) 26.20, Nancy Ekeke (Glendale) 26.37.

400m -- (R-1) Turshica Bennett (Bishop O'Dowd, Oakland) 57.29, Heather Miller (Westridge, Pasadena) 57.55, Vicky Anwuri (Bishop Montgomery, Torrance) 57.57, Tabresha Lawrence (Rialto) 58.27, Mariq Enriquez (Corona) 58.67, Tameka Rodriguez (Chino) 59.15. (R-2) Atrica Williams (Valley, Sacramento) 56.91, Kathi Aagard (Sonora, La Habra) 60.15. (R-3) Natalie Shaw (Simi Valley) 58.70, Nadine Donaldson (Valley, Sacramento) 58.87, Tisha Ponder (Del Mar, San Jose) 59.48.

800m -- (R-1) Julie Kaudelka (Edison, Huntington Beach) 2:16.95 (#7 TIME NATION), Betty Butler (Dorsey, L.A.) 2:18.31, Sheryl Medina (Silver Creek, San Jose) 2:20.94, Sharon Mars (La Canada) 2:22.46, Aubrey Mescher (Rio Mesa, Oxnard) 2:22.96, Meghan Randall (Aptos) 2:23.83, Anne-Marie Franco (Skyline, Oakland) 2:24.80. (R-2) Christina Soria (Mayfield, Pasadena) 2:20.02, Jennifer Gunn (Upland) 2:20.78, Regine Caruthers (St. Bernard, Playa del Rey) 2:22.94, Laneshia McPherson (Silver Creek, San Jose) 2:23.66, Liz Keegan (Redlands) 2:23.69.

1600m -- (R-1) Jessica de la Cerda (Hart, Newhall) 5:05.76, Audrey Downsell (Reed, Sparks, Nv) 5:11.66, Jenny Hansen (Royal, Simi Valley) 5:11.85, Carrie Quinn (Edison, Huntington Beach) 5:12.34, Andrea Bruins (Rancho Cuamonga) 5:13.86, Simone Ferrara (South Torrance) 5:16.90, Ellen Muench (Temescal Canyon, Elsinore) 5:17.00, Keri Wright (Edison, Huntington Beach) 5:18.77. (R-2) Kellie Stigle (Canyon, Canyon Country) 5:16.40, Patricia Gibby (Westlake, Westlake Village) 5:16.95, Saskia Cornes (Davis) 5:19.62, Jamile Caliburne (Peninsula, Rolling Hills) 5:20.47, Shelby Horgan (Temescal Canyon, Elsinore) 5:21.15, Annikan Iverson (St. Francis, Mountain View) 5:21.98, Genevieve DeBosa (Hamilton, L.A.) 5:23.16.

3200m -- Rhaina Echols (Glendale) 11:24.65, Allison Twist (San Marino) 11:26.83, Jinna Rhode (Fallbrook) 11:27.17, Magi Martinez (Wood, Vacaville) 11:34.60, Sharon Rhode (Fallbrook) 11:35.56, Gretchen Grindie (Lincoln, Portland, Or) 11:38.29, Catherine Litchfield (South Pasadena) 11:39.83, Sarah Schmidt (Scripps Ranch, San Diego) 11:43.48, Celina Cacao (Lynwood) 11:46.09, Amariña Hernandez (Buena, Ventura) 11:47.44, Ellen Muench (Temescal Canyon, Elsinore) 11:51.0, Michelle Zayas (Crescenta Valley, La Crescenta) 11:55.1, Danielle Eldridge (Edison, Huntington Beach) 11:57.0, Jamie Bascom (Lake Elsinore, Elsinore) 11:57.6.

100mHH -- (R-1) (wind +0.03 meters per second) Monique Woods (Pius X, Downey) 15.23, Deaweh Totimeh (Valley, Sacramento) 15.29, Liz Giltner (Chaminade, Canoga Park) 15.39, Kristy Williams (Reed, Sparks, Nv) 15.56, Katie Mook (Foothill, Santa Ana) 15.57. (R-2) (+1.21) Gina Ocegura (St. Francis, Mountain View) 15.38, Inshirah Jones (Esperanza, Anaheim) 15.77, Monique Dale (Skyline, Oakland) 15.92.

(R-3) (-0.12) Carrie Hoagland (Canyon, Anaheim) 16.27.

300mLH -- (R-1) Dixie Williams (Churchill County, Fallon, Nv) 44.17 (#4 MARK NATION), Colleen Rhemm (Muir, Pasadena) 45.11 (#11 MARK NATION), Andrea Wasden (Rio Mesa, Oxnard) 45.18 (#13 MARK NATION), Ayana Grant (Bishop O'Dowd, Oakland) 45.92, Sakai Metcalf (Skyline, Oakland) 46.08, Chidera Madu (Valley, Sacramento) 46.82. (R-2) Suysn Heidennich (Rio Mesa, Oxnard) 45.61, Tasha Walker (El Dorado, Placentia) 45.64, Monique Dale (Skyline, Oakland) 46.83, Inshirah Jones (Esperanza, Anaheim) 47.07. (R-3) Julia Domansky (Wood, Vacaville) 46.75, Natasha Harris (Chino) 46.87, Lisa Key (Lynwood) 47.02, Katie Mook (Foothill, Santa Ana) 47.47.

400m Re -- (R-1) Los Gatos 50.44, Burroughs (Burbank) 50.47, Diamond Bar 50.62, Chino 50.66, Trabuco Hills (Mission Viejo) 50.80, Del Mar (San Jose) 50.93, Charter Oak (Covina) 51.19. (R-2) Reed (Sparks, Nv) 50.05, South (Bakersfield) 50.45, Eldorado (Las Vegas), Nv 50.57, Dominguez (Compton) 50.73.

1600m Re -- (R-1) Los Gatos 4:03.72, Bishop Montgomery (Torrance) 4:04.10, Reed (Sparks, Nv) 4:04.85, Edison (Huntington Beach) 4:07.43, Trabuco Hills (Mission Viejo) 4:10.63. (R-2) Compton 4:03.98, Pomona 4:04.73, Diamond Bar 4:09.57.

Dist Med Re -- Saugus 12:43.99, Hart (Newhall) 12:52.15, South Torrance 13:09.13, Morro Bay 13:11.24, San Marino 13:14.38, Thousand Oaks 13:14.78, North (Bakersfield) 13:22.94.

HJ -- Tait Holden (Valley, Sacramento) 5-4, Trish Eldridge (Foothill, Santa Ana) 5-4, Carrie Hoagland (Canyon, Anaheim) 5-2, Sarah Phelps (Palmdale) 5-2.

LJ -- (wind legal) Gina Ocegura (St. Francis, Mountain View) 17-11 1/4, Christine Brockett (Antioch) 17-2 1/2, Dominique Hughes (Ganesha, Pomona) 17-2, Kim Smith (River Ridge, Olympia, Wa) 17-0 1/2, Lee Kuhn (Arroyo, El Monte) 16-9.

TJ -- (wind legal) Debony Poe (Lynwood) 36-5, Stephanie Jones (Walnut) 35-10, Jeananta Jackson (Central, Fresno) 35-8 1/2, Chrstine Brockett (Antioch) 35-8, Gina Ocegura (St. Francis, Mountain View) 35-7 1/2, Nicolette Birdsong (Paramount) 34-9 1/2, Trashawn Sanford (Sonora, La Habra) 34-8 (better 2nd jump), Jessica Burnham (Los Altos) 34-8, Deweh Totimeh (Valley, Sacramento) 34-6 3/4, Sakai Metcalf (Skyline, Oakland) 34-6 1/4, Kerry O'Bric (Edison, Huntington Beach) 34-6.

SP -- Diane Hart (North, Bakersfield) 37-4 1/4, Angela Burgess (Woodbridge, Irvine) 37-1 1/2, Cheree Hicks (Littlerock) 37-0 3/4, Monica Dapson (Palmdale) 36-10 1/2, Crystal Howard (Thousand Oaks) 34-4 3/4.

DT -- Kahrin Gonzalez (Hilltop, Chula Vista) 126-2, Kristy Rose (Palmdale) 120-6, Belinda Ae (Royal, Simi Valley) 118-4, Kim Righetti (Ventura) 116-2, Karianne Usrey (Hart, Newhall) 113-6, Jennifer Mercy (Eisenhower, Yakima, Wa) 109-7, Rosemarie Ballesteros (Arroyo, El Monte) 109-5, Kai Burton (Inglewood) 106-3.

Subscribe to **CTN!**

California Track and Cross Country Coaches Alliance

Why Should I Join The Coaches Alliance?

Now in its fifth year, the CALIFORNIA TRACK AND CROSS COUNTRY COACHES ALLIANCE is the only organization in the state whose purpose is to improve the sports of Cross Country and Track and Field.

The Alliance provides your only unified voice for concerns regarding our sports to the governing bodies within the state. As experience shows, a group consensus helps to bring about change more effectively than isolated individual concerns. The COACHES ALLIANCE directly represents you on the state Track & Cross Country Advisory Board that meets twice a year.

In an effort to assist coaches with their continued growth of knowledge regarding their sport, the COACHES ALLIANCE is involved with clinics in San Diego, Los Angeles, Fresno, and San Francisco. Additionally, the COACHES ALLIANCE works directly with the State CIF regarding the selection of the Honor Coaches from each section in our sports.

What Do I Receive For My Membership?

COACHES ALLIANCE members will receive monthly editions of **California Track News**, the official publication of the ALLIANCE. Each month, members will be kept current with happenings around the state in the COACHES ALLIANCE section of the magazine. Both cross country and track will be covered.

COACHES ALLIANCE meetings are organized around the State Meets in Cross Country and Track and Field. Using representatives from all the various sections in the state, members will be able to make concerns regarding their sport heard.

Starting in the fall of 1993, the COACHES ALLIANCE will be starting a program called the "Resource Coach." This program will, hopefully, allow the coaches around the state to be able to communicate with each other, as well as being a resource for the younger coaches in our state.

To join, please fill out and return the following: (Please Print)

Name: _____ School: _____

Section: _____ Mailing Address: _____

City: _____

Phone: Home (____) _____ School (____) _____

Dues for 1993/94 year (Tax Deductible) -- \$25.00.

Make check out to "Coaches Alliance" and send to:

Dennis McClanahan, Treasurer
4957 East Heaton Ave., Fresno, CA 93727

Associate Member \$12 -- If you want to join the Coaches Alliance, but do not want the magazine. You will receive clinic discounts and any membership mailouts during the year.

School Membership \$50 -- Schools will receive discounts for all members of their staff at clinics, as well as a second copy of California Track News (you can have it sent to the library, assistant coach, etc.). Please indicate name and/or address for the second copy:

PREP RESULTS

Please send track & field / cross country results directly to: CTN, 4957 East Heaton, Fresno, CA 93727 or FAX (209) 255-4904.

SoCal Results

45th Annual Chino Relays

Saturday, March 12. Chino H.S.

Boys:
4x100m - Upland 43.2. LJ - Reyes (Chino) 23-0 (no wind info). SP - Schmidt (Chino) 50-10. Armendariz (Alta Loma) 49-5 1/2. DT - Stout (Alta Loma) 170-3. Schmidt (Chino) 152-5.

Teams: (Small) Don Lugo 96. (Medium) Rancho Cuamonga 136. (Large) Alta Loma 130.

Girls:
4x100m - Pomona 50.3. LJ - Grant (Ganesha, Pomona) 16-10.

Teams: (Small) Murrieta Valley (Murrita) 95. (Medium) Pomona 116. (Large) Chino 140.



DELORES TUIMOLOAU

Photo by Bill Cockerham

Ventura Relays

Saturday, March 12. Ventura H.S.

Boys:
3200m - Hernandez (Camarillo) 9:50.4. **Teams:** Ventura 114, Camarillo 99.

Girls:
LJ - (no wind info) Hotchkiss (Channel Islands, Oxn) 17-1. SP - Tui-

lomoau (Channel Islands, Oxnard) 46-11 1/2. DT - Tuimolou (CI) 140-3.

Foothill Relays

Saturday, March 12. Azusa Pacific.

Boys:
HJ - Pitchford (Charter Oak, Covina) 6-6. LJ - Kooba (Glendora) 23-1 (no wind info). SP - Lingenfelter (Claremont) 53-2 1/2.

Girls:
100m - David (Charter Oak, Covina) 12.1 (no wind info). 400m Re - Charter Oak (Covina) 50.5. 4x800m - Arroyo (El Monte) 10:20.6. SP - Ballesteros (Arroyo, El Monte) 36-4. DT - Skillern (Bonita, La Verne) 113-10.

Herb Wyre Relays

March 19. Palmdale H.S.

Boys:
4x100m - Quartz Hill 45.5 (Meet Record).

Team Scores: Palmdale 92, Quartz Hill 80, Victor Valley 63.

Girls:
Team Scores: Palmdale 82, Quartz Hill 82, Littlerock 72.

1994 Arroyo/Azusa Pacific Distance Invitational

March 26. Azusa Pacific University (races combined in below results)

Boys:
800m - Matt Teson (Ayala, Chino) 1:56.3, G. Hernandez (Schurr, Montebello) 1:56.7, Anthony Ossa (St. Paul, Whittier) 1:57.8.

1600m - Jaime Martinez (Orange) 4:25.1, Peter Gallardo (Arroyo, El Monte) 4:26.6. 3200m - Martinez 9:25.4, Mike Moreno (Katella, Anaheim) 9:26.5, John Hake (Arroyo, El Monte) 9:29.1, Jeff McLarty (Ayala, Chino) 9:29.8, John Liu (Temple City) 9:34.2, Delfino Resindez (Katella, Anaheim) 9:37.5, Javier Ramirez (Nordhoff, Ojai) 9:44.5, Trent Bryson (Newport Harbor, Newport Bch) 9:48.1.

Girls:
400m - Bronwen Cull (Nordhoff, Ojai) 59.2. 800m - Nicole Addington (La Reina, Thousand Oaks) 2:24.7. 1600m - Beth Hake (Arroyo, El Monte) 5:22.4. 3200m - Rach Krause (South Hills, W. Covina) 11:22.0, Heather McGlone (Laguna Hills) 11:25.3, Elíasar Estrada (Santa Ana Valley) 11:26.3, Julie Ornelas (Chino) 11:38.9, Maribel

Delgado (Santa Ana Valley) 11:40.4, Kyndra Smith (Newport Harbor, Newport Beach) 11:49.8.

Brea-Olinda

UNOCAL Relays

Saturday, March 26, Brea H.S. (no wind information)

Boys:
100m - (no wind info) Gary Young (Woodbridge, Irvine) 10.6, Adrian Logan (Upland) 10.8. 400m - Jeff Butler (Paramount) 50.2. 1600m - Dan Trejo (Santa Fe, SF Springs) 4:26.0, John Nehls (Upland) 4:27.4. 110mHH - Gerimi Burleigh (Upland) 14.3 nwi. 4x100m - Upland 43.5, Woodbridge (Irv) 43.8. 4x200m - Woodbridge (Irv) 1:31.1. Dist Med Re - Brea-Olinda (Brea) 10:48.9. HJ - Johnson (Los Alamitos) 6-8. Harty (Los Alamitos) 6-4, Barnes (Marina, Hunt Bch) 6-4. PV



MARK HAUSER

Photo by Bill Leung, Jr.

- Griffin (Magnolia, Anaheim) 13-6, Evink (Paramount) 13-6. TJ - No wind info - Pettis (Paramount) 44-7 nwi, Muniz (Woodbridge, Irv) 44-4 nwi. SP - Lingenfelter (Claremont) 52-1 1/2. DT - Naab (Santa Fe, SF Springs) 151-0 1/2.

Boys Scores: Paramount 87, Brea Olinda 77, Woodbridge (Irv) 71, Upland 70, Marina (Hunt Bch) 61.

Girls:
100m - Wilson-Duvall (Woodbridge,

Irv) 12.3 nwi. 1600m - Kim Nelson (Canyon, Anaheim) 5:17.7. 4x800m - Edison (Hunt Bch) 9:54.1, Upland 10:03.7. Dist Med Re - Edison (Hunt Bch) 12:41.1, Upland 13:04.7.

Bronco-Twilight Invitational

Sponsored by Rancho Buena Vista HS (Vista)

Saturday - March 26. Poway H.S.

Boys:
1600m - Hausar (St. Augustine, SD) 4:11.1, Kellezighi (San Diego) 4:12.0, Nett (Mt. Carmel, SD) 4:26.7, Barajas (Sweetwater, Nat'l City) 4:27.2. 3200m - Sybert (Vista) 9:43.3. 110mHH (nwi) Thomas (Rancho Bernardo, SD) 14.9. 300mLH - Fell (Rancho Bernardo, SD) 39.0. 4x100m - San Diego 42.7. 4x400m - San Diego 3:25.4, Helix (La Mesa) 3:27.8. Dist Med - St. Augustine 10:46.6. PV - Taylor (Fallbrook) 14-0, Porter (Mt. Carmel, SD) 13-6. LJ - (nwi) DeJurnett (Mt. Carmel, SD) 21-10. SP - Hisey (Fallbrook) 51-5.

Girls:
1600m - Richter (Rancho Bernardo, SD) 5:16.5, J. Rohde (Fallbrook) 5:16.8, Gregorson (El Capitan, Lakes) 5:19.3. 3200m - Pedrosa (Mira Mesa, SD) 11:35.7, S. Rohde (Fallbr) 11:38.9. 100mH - Joiner (RB, SD) 15.2. 300mLH - Porter (Mira Mesa, SD) 45.8, Vickary (El Capitan, Lakes) 46.4. 4x100m - Rancho Bernardo (SD) 50.9. 4x400m - El Capitan (Lakes) 4:06.3, Rancho Bernardo (SD) 4:06.7. Dist Med - Fallbrook 12:53.5. SP - Veligitone (Fallbrook) 38-8, Logan (Orange Glen, Escondido) 35-11.

Trabuco Hills Invitational

Saturday, April 2. Trabuco Hills H.S. - Weather - mild (70 degrees and slight breezes). Times in tenths - Hand Times - Hundredths are Accutrack Timing. WIND READINGS BELOW IN METERS PER SECOND

Boys:
100m (R-3) (+.32) Lewis (Harvard-Westlake, No Hollywood) 11.02. (Inv) (+.85) Howard (Canyon Springs, Moreno Valley) 10.52, Williams (University City, San Diego) 10.88, Preyear (La Sierra, Riverside) 11.09. 200m - (Inv) (+.45) Howard (Canyon Spr, MV) 21.38, Young (Woodbridge, Irv) 21.77. 400m (R-2) Washington (La Sierra, Riv) 48.79, Cogan (Loyola, L.A.) 50.37, Womack (Ocean View,

PREP RESULTS

Hunt Bch) 50.38. (Inv) Davis (Burroughs, Ridgecrest) 49.08, Scivally (Woodscross, Ut) 50.29. 800m - (Inv) Taub (Foothill, Santa Ana) 1:55.05, Morgan (Mission Viejo) 1:55.8, Castilla (Loyola, L.A.) 1:57.91. 1600m - (Inv) Barreda (Loyola, L.A.) 4:20.82, Wallace (Notre Dame, Sherman Oaks) 4:21.67, Nhels (Upland) 4:23.38, Median (Lakewood) 4:24.76, Thongdy (Wilson, Long Beach) 4:25.84. 3200m - Barreda (Loyola, L.A.) 9:31.65, Mahon (La Habra) 9:37.22, Gonzales (Crescenta Valley, La Crescenta) 9:39.21, Appell (Estancia, Costa Mesa) 9:39.94, Bischof (Canyon, CC) 9:40.67.

110mHH (R-1) (+3.35) Haynes (Bishop Montgomery, Torrance) 15.07w, Foote (Foothill, Santa Ana) 15.29w. (R-2) (+7.8) Wolmack (Ocean View, HB) 15.29. (Inv) (+2.02) Garcia (Foothill, SA) 14.74w, Castillo (Lynwood) 14.82w, McNeal (Woodscross, Ut) 14.94w, Malone (Wilson, LB) 15.27w. 300mIH - (R-1) Haynes (Bishop Montgomery, Tor) 39.62, Foote (Foothill, SA) 40.26, Sanchez (University City, SD) 40.26. (Inv) Burleigh (Upland) 39.05, Reese (Canyon Springs, MV) 39.32, Malone (Wilson, LB) 40.20, Wolmack (Ocean View, HB) 40.40. 4x100m - (R-1) Sunny Hills (Fullerton) 44.03. (R-2) Loyola (L.A.) 43.94, Harvard-Westlake (No. Hollyw) 43.96. (Inv) University City (SD) 42.84, La Sierra (Riv) 43.22, Woodbridge (Irv) 43.25, Lynwood 43.37.

4x200m - University City (SD) 1:30.22. 4x400m - (R-1) Loyola (L.A.) 3:29.77. (R-2) Woodbridge (Irv) 3:24.48 (Young 47.8 anchor), Woodscross (Ut) 3:24.79, North Torrance 3:28.99.

4x1600m - Belmont (L.A.) 18:36.88, Mission Viejo 18:52.93.

Distance Medley Re - Crescenta Valley (La Cresc) 10:48.85.

HJ - Preyer (La Sierra, Riv) 6-4, McAnnally (La Habra) 6-4, Allred (Woodscross, Ut) 6-4. (Fr/So) Johnson (Los Alamitos) 6-4. PV - Bain (Foothill, SA) 14-6, R. Van Sluis (El Modena, Or) 14-0, Baumeister (Loyola, L.A.) 13-6, LJ - Washington (La Sierra, Riv) 22-9. TJ - Curry (Tustin) 48-7 3/4, Clophus (University City, SD) 45-1 3/4. SP - Tift (Newport Harbor, Newport Beach) 59-1, Lingenfelter (Claremont) 56-7 1/4, Parker (Northridge, Layton, Ut) 56-0 1/2, Pentecost (Loyola, L.A.) 54-3, Berg-Hansen (Newport Harbor, NB) 51-2 3/4, Gonzalez (Newport Harbor,

NB) 51-2 1/2. DT - Gonzales (Newport Harbor, NB) 167-3, Parker (Northridge, Layton, Ut) 165-0, Bader (Edison, Hunt Bch) 162-10, McDonald (Laguna Hills) 157-1.

Girls:

100m (R-3) (+.03) Ali (Canyon Springs, MV) 12.21, Williams (Dominiguez, Compton) 12.36, Obriant (Lompoc) 12.4. (Inv) (+7.1) Backus (Wilson, LB) 11.67, Sumpter (Muir, Pasadena) 12.04, Littleton (University City, SD) 12.57, Hughes (Ganesh, Pomona) 12.56. 200m (+4.9) Backus (Wilson, LB) 24.53, M. Nelson (Wilson, LB) 24.98, Ali (Canyon Spr, MV) 25.25, K. Davis (Wilson, LB) 25.45, Oettinger (Foothill, SA) 25.57, Miller (Westridge, Pas) 25.73. 400m (R-1) Salim (Lompoc) 59.94. (Inv) M. Nelson (Wilson, LB) 56.09, Edmonson (St. Bernard, PdR) 57.55, K. Davis (Wilson, LB) 58.19, Bernestine (Pius X, Downey) 58.42, Miller (Westridge, Pasadena) 59.34, 800m Neal (Gahr, Cerritos) 2:21.46, Hall (Trabuco Hills, MV) 2:22.15. 1600m - (Inv) Cobb (Santa Barbara) 5:11.04, Nelson (Canyon, Anaheim) 5:15.57, Bruins (Rancho Cucamonga) 5:20.68.

3200m - McGlone (Laguna Hills) 11:32.26, Segui (Fairfax, Va) 11:39.35, Lawson (Ocean View, HB) 11:42.28, Jennifer Formosa (Edison, HB) 11:43.93. 100mHH (Inv) (wind +3.78) Moten (Muir, Pasadena) 14.73w, Roberts (Muir, Pas) 14.92w, Mook (Foothill, SA) 15.03w, Lang (Fountain Valley) 15.32w. 300mLH - Lang (Fountain Valley) 46.04, Pulley (Wilson, LB) 46.05, Rhemm (Muir, Pas) 47.48.

4x100m - (R-1) Lompoc 50.43. (R-2) Edison (Hunt Bch) 50.64. (Inv) Wilson (LB) 47.25, Muir 47.8, Canyon Springs (MV) 48.75, Pius X (Downey) 49.16, Compton 49.92. 4x200m - (Inv) Pius X (Down) 1:45.36, Compton 1:45.89. 4x400m - (R-2) Compton 4:04.19, Edison (HB) 4:06.33, Muir (Pasadena) 4:08.24. (R-3) Wilson (LB) 3:52.77, Muir (Pas) 3:55.62, Canyon Springs (MV) 4:01.7, Pius X (Down) 4:04.0, Wilson "B" (LB) 4:07.4. 4x800m - Edison (HB) 9:47.22, Santa Barbara 10:06.83, Compton 10:10.1. 4x1600m - Edison (HB) 21:35.2, El Modena (Or) 22:56.1, Belmont (L.A.) 23:29.3. Distance Medley Re - Edison (HB) 12:48.67, Santa Barbara 13:06.42, El Modena (Or) 13:10.3.

HJ - Black (Downey) 5-4, Haneef (Laguna Hills) 5-2, Brown (Woodbridge, Irv) 5-2. LJ - Oettinger

(Foothill, SA) 17-5, Jacoby (Paraclete, Lancaster) 16-6 1/2. TJ - Roberts (Muir, Pas) 37-2 1/2, Khoury (Foothill, SA) 36-10 1/2, O'Brice (Edison, HB) 34-8 1/2. SP - G. Heads (Newport Harbor, NB) 44-6, Burgess (Woodbridge, Irv) 38-7, Michelson (Aliso Niguel, Aliso Viejo) 37-3. DT - G. Heads (Newp Harb, NB) 133-11, Philman (Edison, HB) 122-6, Burgess (Woodbridge, Irv) 118-7.

Sweetwater Relays

Saturday, April 2. Sweetwater H.S. (Nat'l City), Gail Devers Stadium.

Boys:

PV - Clowe (Helix, La Mesa) 13-6. LJ (nwi) - Sanford (Lincoln, SD) 22-9. TJ (nwi) - Mitchell (Sweetwater, Nat'l City) 48-2 3/4 (Meet Record), Sanford (Lincoln, SD) 46-3. SP - Diaz (Santana, Santee) 52-10.

Girls:

4x100m Re - Morse (SD) 49.8. HJ - Sorenson (Hilltop, Chula Vista) 5-3. LJ (nwi) - Jones (Morse, SD) 17-5, Crews (Morse, SD) 16-11 1/2. TJ (nwi) - Sorenson (Hilltop, CV) 36-3, Crews (Morse, SD) 35-10 1/2. SP - Matheny (Santana, Santee) 38-2 1/2. DT - Matheny (Santana, Sant) 125-10.

Sun Angel Classic

Saturday, April 2. Arizona State University, Tempe, Arizona.

Boys:

1600m - Nathan Nutter (Corona del Sol, Tempe, Az) 4:16.89. 4x100m Re - Long Beach Poly (Ca) 42.69. 4x400m - Tolleson (Az) 3:22.70, Long Beach Poly (Ca) 3:23.30.

Girls:

4x100m Re - Long Beach Poly (Ca) 46.77. 4x400m Re - Long Beach Poly (Ca) 3:49.36 (2nd 4:04.78)

Whittier Invitational

Saturday, April 2. California H.S. (Whittier).

Boys:

110mHH (no wind information) Jay Brown (Bellflower) 14.8, Mike Delaney (Alhambra) 14.8. 300m IH - Young (Bellflower) 39.6.

Poway Titan Trackfest

Saturday, April 2. Poway H.S. Races combined in results: (wind readings unknown)

Boys:

100m (nwi) - Robinson (Chula Vista) 10.90, Eubanks (El Camino, Oceanside) 11.11, White (Helix, La Mesa) 11.13. 400m - Wingarth (Mt. Carmel, SD) 50.32, Norris (Rancho Buena Vista, Vista) 50.89. 1500m - Nett (Mt. Carmel, SD) 4:06.82. 110mHH (nwi) - Forte (El Camino, Oceans) 14.91,

Thomas (Rancho Bernardo, SD) 14.99, Blunt (San Pasqual, Esc) 15.24. 300mIH - Clark (El Capitan, Lakeside) 40.39. 400m Re - El Camino (Oceans) 43.22, University City (SD) 43.39, Serra (SD) 43.69. 1600m Re - El Camino (Oceans) 3:27.04, El Capitan (Lakes) 3:27.22. LJ - McKeever (Ramona) 21-9 3/4 (nwi). SP - San Filippo (University, SD) 51-2.

Girls:

100m (nwi) McKinney (Monte Vista, Spring Valley) 12.60. 1500m - Becker (Bonita Vista, Chula Vista) 4:41.69, Haase (San Dieguito, Encinitas) 4:43.33. 100mH - Joiner (Rancho Bernardo, SD) 15.42. 300mH - Porter (Mira Mesa, SD) 46.08. DT - Smith (Mira Mesa, SD) 113-5.

1994 Russell Cup

Invitational

Saturday, April 16. Carpinteria H.S.

Boys:

400m - Chris Mendez (St. Bonaventure, Ventura) 50.1, Archie Jackson (Nordhoff, Ojai) 50.5. 1600m - Javier Ramirez (Nordhoff, Ojai) 4:25.06, David Mitchell (Morro Bay) 4:27.86. 3200m - Ramirez 9:36.62, Joey Tavermer (Morro Bay) 9:40.69. TJ (nwi) Jim Lyon (St. Bonaventure, Vent) 44-10 1/2, Archie Jackson (Nordhoff, Ojai) 44-7 3/4. SP - Steve Bryan (Paso Robles) 52-1, Chris Tozzi (Paso Robles) 52-0. DT - Tozzi 156-11, Austin Vulich (L.A. Baptist, North Hills) 156-7. PV - Steve Michels (Brethren Christian, Cypress) 14-3 1/4 (Meet record).

Teams: Nordhoff (Ojai) 139, Carpinteria 100 1/2, Paso Robles 78, Cate (Carpinteria) 76, Oak Park 73, St. Bonaventure (Ventura) 71.

Girls:

400m - Bronwen Cull (Nordhoff, Ojai) 59.70. 800m - Nicole Addington (La Reina, Thousand Oaks) 2:23.70. 3200m - Mary Higgins (Chaminade, Canoga Park) 11:49.72. LJ (nwi) - Tracye Lawyer (Cate, Carpinteria) 16-11 3/4. TJ - (nwi) Yana Shaw (Cate, Carpinteria) 34-9. HJ - Lawyer 5-6 (Meet Record). SP - Jennifer Wright (Paso Robles) 35-1. DT - Wright 123-6, Larissa Godkin (Carpinteria) 110-11.

Teams: Carpinteria 128, Nordhoff (Ojai) 98, Cate (Carpinteria) 94, Santa Ynez 81, St. Joseph (Santa Maria) 64 1/2.

Falcon Relays

Saturday, April 16. Torrey Pines H.S. (Encinitas).

Boys:

PV - Brown (Torrey Pines, Enc) 14-8, Melcher (Poway) 14-0, Porter (Mt. Carmel, SD) 13-6. LJ (nwi) -

SUBSCRIBE TO
California Track News
TODAY!

PREP RESULTS

McKeever (Ramona) 22-0 3/4, DeJurnett (Mt. Carmel, SD) 21-8 1/2. DT - Kirchner (Orange Glen, Esc) 155-10.

Girls:

1500m - Koscki (Poway) 5:03.1, Peterson (Escondido) 5:04.4. TJ - Gonzalez (Escondido) 35-3. DT - Logan (Orange Glen, Esc) 114-6, Suppa (Torrey Pines, Esc) 109-3, Puszta (Orange Glen, Esc) 107-3.

Orange County Championships

Saturday, April 23. Rancho Santiago College.

Boys:

100m - Young (Woodbridge, Irv) 10.76 (wind +0.03), McDonald (Buena Park) 10.89, Williams (Ornage) 10.97, Harrison (Dana Hills) 10.98, Footman (Esperanza, Anaheim) 11.01. 200m (+2.70) Young (Wdbr) 21.60w, Williams (Or) 21.91w, Dennison (DH) 22.08, Harrison (DH) 22.39w, Christiansen (Western, Anaheim) 22.44. 400m Dennison (DH) 48.53, Oliver (Foothill, Santa Ana) 48.57, Hutsell (Cypress) 49.01, Christiansen (Western) 49.31, Taub (Foothill) 49.36. 800m - Taub (Foothill, SA) 1:56.58, Clark (El Modena, Or) 1:57.57, Connors (Marina, Hunt Bch) 1:59.46. 1500m - Martinez (Or) 3:56.89, Morgan (Mission Viejo) 4:05.22, Stiner (Villa Park) 4:06.11. 3000m Martinez (Or) 8:38.94, Moreno (Katella, Anaheim) 8:50.51, Sanchez (Capistrano Valley, Miss Viejo) 8:51.36, Appel (Estnaica, Costa Mesa) 9:00.42, Daucher (Brea-Clinda) 9:01.53.

110mHH (+.33) Garcia (Footh, SA) 15.16, Reynosa (DH) 15.26, Ramsey (Pacifica, Garden Grove) 15.41, Mercuri (Irvine) 15.42, Brosch (Capistrano Vall, MV) 15.44. 300mIH - Mel Lete (Saddleback, Santa Ana) 38.52, Matt Lete (Saddleback, SA) 39.16, Hart (El Toro) 38.36, Hector (Esperanza, Ana) 39.64, Ramsey (Pacific, GG) 40.04. 400m Re - Dana Hills 42.74, Esperanza (Anah) 42.75, Woodbridge (Irv) 43.31, Brea-Clinda (Brea) 44.16. 1600m Re - Foothill (SA) 3:20.45, Woodbridge (Irv) 3:24.43, Saddleback (SA) 3:25.69, Brea-Clinda (Brea) 3:26.62, Esperanza (Ana) 3:29.36.

HJ - Langley (Canyon, Anah) 6-6, Johnson (Los Alamitos) 6-4, Vasquez (Century, SA) 6-4. PV - Bain (Foothill, SA) 14-6, Northcott (Marina, HB) 14-0. LJ - Clark (Esperanza, Ana) 21-11 1/2, Muniz (Woodbridge, Irv) 21-10, Horey (Capistr Vall, MV) 21-9 1/2, Barridge (Western, Anah) 21-7, Shaw (Ocean View, Hunt Bch) 21-6. TJ - Curry (Tustin) 49-8 1/2w, Shaw (Ocean View, HB) 45-7w, Horey (Capistr Vall, MV) 45- 1/4w, Muniz

(Woodbridge, Irv) 45-0w, Becker (Cypress) 44-8w. SP - Tift (Newport Harbor, Newp Bch) 58-0 1/2, Bosholdt (Irv) 54-10 1/2, Sianaz (Los Amigos, GG) 52-9 1/2, Hoke (Foothill, SA) 52-3, Stenstrom (El Toro) 51-0. DT - Gonzales (Newport Harbor, Newp Bch) 166-11, Bader (Edison, HB) 166-4, Shariff (University, Irv) 164-0, Bodholdt (Irv) 155-2, McDonald (Laguna Hills) 152-7. **Teaser:** Foothill (Santa Ana) 55, Woodbridge (Irvine) 47, Dana Hills 42, Orange 35, Esperanza (Anaheim) 32 1/2, Saddleback (SA) 24.

Girls:

100m (wind +.50 mps) Oettinger (Foothill, SA) 12.43, Manning (Trabuco Hills, Mission Viejo) 12.68, Terry (Trabuco Hills, MV) 12.70, Mercer (Loara, Anah) 12.71. 200m (+4.16) Oettinger (Foothill, SA) 25.17w, Manning (Trabuco H, MV) 25.48w, Watson (Century, Santa Ana) 25.81w, Philips



CARRIE GARRITSON

Photo by Bill Leung, Jr.

(Mission Viejo) 25.84w, Reppe (Villa Park) 25.85w. 400m - Oettinger (Foothill, SA) 57.72, B. Merkle (Miss Viejo) 58.54, Bogan (El Dorado, Placentia) 59.16, Hall (Trabuco Hills, MV) 59.47, Marshall (Edison, HB) 59.49. 800m - Koudelka (Edison, HB) 2:16.41, Boykin (Laguna Hills) 2:17.63, Pugmire (Esperanza, Anah) 2:19.04, Hall (Trab Hills) 2:20.07, Gillis (Irvine) 2:21.67.

1500m - Pugmire (Esperanza, Anaheim) 4:41.98, Caulkins (Esperanza, Anah) 4:44.33, Dollar (San Clemente) 4:45.47, Nelson (Canyon, Anah) 4:46.83, Garritson (Buena Park) 4:49.26. 3000m - Garritson (Buena Park) 10:13.23, Dollar (San Clemente) 10:19.67, Mayes (Capistrano Valley,

MV) 10:24.98, Clark (Corona del Mar, Newp Bch) 10:28.28, Caulkins (Esperanza, Anah) 10:28.85. 100m HH (-3.24) Mook (Foothill, SA) 15.42, Lang (Fountain Valley) 15.59, Novak (Santa Margarita, Rancho SM) 15.71, Jones (Esperanza, Ana) 15.72.

300mLH - Lang (Fountain Valley) 45.68, Walker (El Dorado, Plac) 45.83, O'Bric (Edison, HB) 46.25, Moore (Orange) 46.54, Jones (Esperanza, Anah) 46.61. 400m Re - Woodbridge (Irv) 49.85, Mission Viejo 50.34, Esperanza (Ana) 50.53, Trabuco Hills (MV) 50.58, Fountain Valley 50.66. 1600m Re - Edison (HB) 4:03.36, Esperanza (Anah) 4:03.41, Saddleback (SA) 4:05.26, Woodbridge (Irv) 4:08.79.

HJ - Kierulff (Esperanza, Anah) 5-8 3/4, May (Newport Harbor, Newp Bch) 5-4, Haneef (Laguna Hills) 5-2, (tie) Philman (Edison, HB) and Brown (Woodbr, Irv) 5-2. LJ - Oettinger (Foothill, SA) 18-2 1/2, Kierulff (Esperanza, Anaheim) 17-9, Moohr (Santa Margarita, Rancho SM) 16-9, O'Connor (Esperanza, Anah) 16-8 3/4. TJ - O'Connor (Esperanza, Ana) 36-4, Dickson (Mission Viejo) 36-0, Foster (Mission Viejo) 35-11 1/2, Khoury (Foothill, SA) 35-11, Fontaine (Katella, Anah) 35-8 1/4. SP - G. Heads (Newport Harbor, Newp Bch) 43-11 1/2, Foster (Miss Viejo) 39-4, Burgess (Woodbridge, Irv) 37-11, Erickson (Mater Dei, SA) 37-8, Heer (Mission Viejo) 36-11. DT - Burgess (Woodbridge, Irv) 137-9, G. Heads (Newport Harbor, Newp Bch) 135-9, Philman (Edison, HB) 132-3, Conrad (Brea-Clinda, Brea) 118-11, C. Heads (Newp Harb, NB) 116-4. **Team Scores:** Esperanza (Anaheim) 78, Foothill (Santa Ana) 56, Mission Viejo 46, Edison (Huntington Beach) 39, (tie) Trabuco Hills (MV) & Woodbridge (Irv) 35.

Claremont Invitational

Saturday, April 23. Pomona College.

Girls:

100m - Walden (West Covina) 12.47w, Domico (Claremont) 12.70w (12.69 heat). 200m - Lawrence (Rialto) 25.41 (wind +.6 mps), Hayes (North, Riverside) 25.64, Walden (West Covina) 26.07. 400m - Lawrence (Rialto) 58.36, 800m - Samoori (North, Rivers) 2:18.75, Bruins (Rancho Cucamonga) 2:21.03, McVey (Redlands) 2:21.51, Hogan (Temescal Canyon, Elsinore) 2:21.53. 1500m - Hogan (Temescal Canyon, Els) 4:56.75, Dien (La Canada) 4:58.7, Muench (Temescal Canyon, Els) 4:59.2, Ellis (La Canada) 5:00.0, Mars (La Canada) 5:01.0, Bruins (Rancho Cucamonga) 5:03.1, Hernandez (West Covina) 5:04.4. 3000m - Ebner (St. Lucy's, Glendora) 10:37.30, Muench (Temescal Canyon,

Els) 10:50.09.

100m HH (+1.5 mps) Hayes (North, Riverside) 15.10. 400mH - Rucker (Hesperia) 68.61. 400m Re - West Covina 50.70, Rialto 50.91. 1600m Re - North (Riverside) 4:05.02, Rialto 4:09.53. 3200m Re (tie) North (Riverside) & Redlands 10:13.86. Dist Med - Redlands 13:18.82. LJ - Domico (Claremont) 17-5 3/4. TJ - Hayes (North, Riverside) 36-4 3/4, Domico (Claremont) 35-11 3/4, Moore (Rancho Cucamonga) 35-6 3/4, Vessels (Fontana) 35-4 1/2w, Furr (Claremont) 35-3 3/4w, Woodman (Fontana) 35-2. SP - Lauu (Nogales, La Puente) 40-11 1/2, Chandler (Nogales, La Puente) 35-5 1/2. DT - Lauu (Nogales, LP) 134-5, Hartvigsen (Rancho Cucamonga) 121-3.

Team Scores: Redlands 76, (tie) West Covina & Claremont 63, North (Riverside) 61.

Ventura County Relays

Saturday, April 23. Channel Islands H.S. (Oxnard).

Boys:

3200m - O'Doherty (Thousand Oaks) 9:38.62, Wilson (Newbury Park) 9:44.05. 400m Re - Ventura 44.17. 3200m Re - Thousand Oaks 8:08.33. 6400 Re - Channel Islands (Oxnard) 18:50.51. HJ - Szilaygi (Newbury Park) 6-4, Walsh (Ventura) 6-4. LJ - Davis (Ventura) 21-5. SP - Blechen (Agoura) 55-7. DT - Blechen (Agoura) 160-6, Olason (Royal, Simi Valley) 156-10, Schaeffer (Agoura) 153-8. **Teams:** Thousand Oaks 82, Ventura 67, Royal 52, Newbury Park 46, Buena (Ventura) 44.

Girls:

3200m - Hernandez (Buena, Ventura) 11:47.42. 400m Re - Channel Islands (Oxn) 50.22. 1600m Re - Buena (Vent) 4:09.39. 3200m Re - Buena (Vent) 9:44.06, Agoura 9:47.07, Agoura 22:08.66, Buena (Vent) 22:48.54. LJ - Hotchkiss (Channel Isl, Oxn) 17-5 1/2, Harper (Cl, Oxn) 17-4 3/4. TJ - Hotchkiss (Cl, Oxn) 36-3 1/4. SP - Tuimolou (Cl, Oxn) 48-10, Anderson (NP) 36-2. DT - Tuimolou (Cl, Oxn) 133-5. **Teams:** Channel Islands (Oxnard) 79, Thousand Oaks 68, Buena (Ventura) 60, Newbury Park 54, Agoura 43, Ventura 34.

Atascadero Invitational

Boys:

800m - Dunn (Arroyo Grande) 1:58.9. Mi - Taverner (Morro Bay) 4:28.3. PV - Genereux (San Luis Obispo) 13-6. SP - Jones (Arroyo Grande) 55-6, Sverchek (San Luis Obispo) 53-6. DT - Jones (Ar Gr) 166-9, Sverchek (SLO) 157-4, Tozzi (Paso Robles) 151-2.

Girls:

SP - Wright (Paso Robles) 35-6 1/4

PREP RESULTS

2. DT - Lopez (Arroyo Grande) 148-7, Andrews (Ar Gr) 127-6, Hatchett (Ar Gr) 120-8, Wright (Paso Robles) 119-5, Haentjens (Ar Gr) 115-4.

Mt. Carmel Invitational

Saturday, April 23. Mt. Carmel H.S. (San Diego).

The San Diego section was visited by from from the greater Los Angeles area with some fine efforts. Mebrathom Keflezighi (San Diego) and Von Ware (Rancho Buena Vista, Vista) are two local athletes with a special competitive spirit, with their efforts here headlines for the day.

A hot crew from Long Beach Wilson and Claire Becker (Bonita Vista) had the top female efforts. Keflezighi, hot off his 4:08.32-8:59.99 distance double at the Arcadia/Foot Locker was off to the races against a local 3200m group. Sailing through the 1600m at 4:22.8 the crowd started to really get into the event, helping the San Diego senior to a 66.8 last 400 that had him come in at 8:58.78. Later in the Distance Medley, "Meb" (as he is called) picked up the baton about a dozen meters ahead of St. Augustine star Mark Hauser (who earlier had topped a good 800m field at 1:55.70 and was 4:09.46 at Arcadia/Foot Locker). Wasting no time and giving his local rival no chance, Keflezighi blasted out at 57.7-2:01.5 and 3:05.9 before crusing in at 4:10.6 for his winning 10:32.89 team. Keflezighi's effort on the dirt track were very, very impressive.

Von Ware was part of great horizontal jump competitions. Von really gets everyone into it, inviting the fans to clap rhythmically before he heads down the runway. Blasting a super series that had four jumps over 49-0, the RBV flash finally got his 50 footer, with a jump at exactly that mark. Earlier, the runway had been heated up with a fine Long Jump competition. Lurea Frazier (Pomona) was the eventual winner at 24-0 1/2 over soph

Anthony Sanford (Lincoln, SD) 23-10 1/2.

Lakeisha Backus (Wilson, Long Beach) was a double sprint winner at 11.83w and 24.50w, and a prominent part of 400m Relay (47.73) and 1600m Relay (4:01.35) winners, with Wilson teammates prominent all throughout the meet. Claire Becker (Bonita Vista), 4:56.20 for 1600m last year, looks ready to roll again, with an unpressed strong 5:01.70 win here.

Soph Lydell Burston (Morse) took a close 400m race at 48.73, with Delewis Johnson (Nogales, La Puente) looking good in a 14.35w Highs win. Brad Hisey (Fallbrook) came from behind on his final Shot Put to win at 56-11 1/2, with Coleman Johnson (Riverside Poly) 177-0 to take the Discus.

Results: weather warm and breezy (wind readings below by three gauges on meet site)

BOYS

100m (Op-1) (wind +2.67 mps) Troy Graham (San Diego) 11.09w. (Op-2) (wind +1.98) Marc Tyler (Brawley) 11.01. (Inv) (wind +4.61) Darris George (San Diego) 10.68w, Johnny Robinson (Chula Vista) 10.70w, Armon Hatcher (Diamond Bar) 10.81w, Bryant Eubanks (El Camino, Oceanside) 10.94w, Larry Cooper (Hawthorne) 10.99w. 200m (Inv) (wind +2.15) Jere Miller (Henry, SD) 21.81w, Darris George (San Diego) 22.19w. 400m (Op-1) Brent Wingarth (Mt. Carmel, SD) 50.31. (Inv) Lydell Burston (Morse, SD) 48.73, Steve Campbell (Alta Loma) 48.84, Jere Miller (Henry, SD) 48.94, Antwon Taylor (Scripps Ranch, SD) 49.78. 800m (Inv) Mark Hauser (St. Augustine, SD) 1:55.70, Matt Silva (San Pasqual, Esc) 1:56.90, Jesse Camp (El Capitan, Lakeside) 1:57.28, James Jones (San Diego) 1:58.49. 1600m (Inv) Devin Elizondo (Mission Bay, SD) 4:19.99, Mario Reyes (Nogales, La Puente) 4:21.49, Armando Barajas (Sweetwater, Nat'l City) 4:26.93, David McQuity (Grossmont, La Mesa) 4:27.43, Dvid Romero (Scripps Ranch, SD) 4:27.69.

3200m - Mebrathom Keflezighi (San Diego) 8:58.78 (MEET RECORD) (8:26.0 3000m), Javier Ramirez (Nordhoff, Ojai) 9:34.55, Jose Melgar (San Diego) 9:35.64, Rondie Gibbs (Rubidoux, Rivers) 9:43.37. 110mHH (Op-1) (wind +1.96) Eddie Bautista (San Pasqual, Escondido) 15.34. (Op-

2) (wind +3.46) Ricky Barton (Granite Hills, El Cajon) 14.75w, Brian Barton (Granite Hills, EC) 14.86w, Malcom Elliott (Diamond Bar) 15.05w, Vashon Sudds (Rubidoux, Riverside) 15.15w. (Inv) (wind +3.27) Delewis Johnson (Nogales, La Puente) 14.35w, Steve Forte (El Camino, Oceanside) 14.71w, Igancio Barrios (Mountain View, El Monte) 14.96w, Marcus Thomas (Rancho Bernardo, SD) 15.03w, Ted Rust (Rio Mesa, Oxnard) 15.19w, Brian Fell (Rancho Bernardo, SD) 15.20w, Cory (San Diego) 15.28w, Jerry Ibarra (Hawthorne) 15.28w.

300mIH (Op-1) Delewis Johnson (Nogales, LP) 39.84. (Op-2) Steve Forte (El Camino, Oceanside) 39.79, Eddie Bautista (San Pasqual, Esc) 40.41. (Inv) Brian Fell (Rancho Bernardo, SD) 39.10, Armin Hopson (Pomona) 39.39, Vashon Sudds (Rubidoux, Rivers) 39.92, Ted Rust (Rio Mesa, Oxnard) 40.13. 400m Re (Op-1) Morse (San Diego) 43.98. (Op-2) Helix (La Mesa) 43.09, Rancho Bernardo (SD) 43.69, Serra (SD) 43.73, Monte Vista (Spring Valley) 43.93. (Inv) El Camino (Oceanside) 42.89, San Diego 43.13, Hawthorne 43.55, Henry (SD) 43.63, Pomona 43.84, Diamond Bar 43.92. 1600m Re (Op-1) El Capitan (Lakeside) 3:27.30. (Inv) Henry (SD) 3:23.21, Morse (SD) 3:23.45, San Diego 3:24.20, San Pasqual (Esc) 3:24.75. 4x800m - West Hills (Santee) 8:18.50, Chula Vista 8:24.00. Dist Med Re - San Diego 10:32.89 (Keflezighi 4:10.6), St. Augustine (SD) 10:44.5 (Hauser 4:20.4), Nogales (La Puente) 10:46.12.

HJ - Jeremy Fisher (Camarillo) 6-8, Jason Green (Victor Valley) 6-4. PV - Sean Taylor (Fallbrook) 15-0, Mike Brown (Torrey Pines, Encinitas) 14-6, Dan Shimooka (San Pasqual, Escondido) 14-0, Ian Meicher (Poway) 14-0, Bob Mason (Alta Loma) 13-6, Brian Kneebone (Hilltop, Chula Vista) 13-6. LJ (Inv) Lurea Frazier (Pomona) 24-0 1/2 (wind +0.8 mps), Anthony Sanford (Lincoln, SD) 23-10 1/2 (+2.0), Maurice White (Helix, La Mesa) 23-4 1/4 (+0.8), Detric Cotfield (Helix, La Mesorri Moore (Monte Vista, Spr Valley) 45-11 1/2 (+.89), Rico Little (Mt. Miguel, Spr Valley) 45-2 1/2 (+.3), Marquis Smith (Henry, SD) 45-2 1/4 (no reading taken-assume legal wind). (Open) Patrick Kooba (Glendora) 45-6 3/4 (+1.9), Simon Totoai (Vista) 45-1 1/2 (+1.0), Robin Armandariz (Chula Vista) 44-5 (+1.2). SP (Inv) Brad Hisey (Fallbrook) 56-11 1/2, Coleman Johnson (Riverside Poly) 55-2, Frank Diaz (Santana, Santee) 52-4 1/2. (Open) Buddy Brown (El Camino, Oceanside) 50-2 DT (Inv) Coleman Johnson (Riverside Poly) 177-0, Adam Stout (Alta

Loma) 171-6, Randy Leaphart (Riverside Poly) 163-11, Buddy Brown (El Camino, Oceans) 163-3, Frank Diaz (Santana, Santee) 160-11, Brad Hisey (Fallbrook) 156-6. (Open) Moose Colborn (Nordhoff, Ojai) 154-1.

GIRLS

100m (Op-1) (wind +2.27 mps) Shanee Parks (Pius X, Downey) 12.2w. (Inv) (wind +2.87 mps) Lakeisha Backus (Wilson, Long Beach) 11.83w, Kunesha Miller (Morse, SD) 12.19w, Torri Edwards (Pomona) 12.23w, Akiba McKinney (Monte Vista, Spr Valley) 12.41w. 200m (Op-1) (wind +1.68 mps) Akiba McKinney (Monte Vista, Spr Valley) 25.71. (Inv) (+2.86 mps) Lakeisha Backus (Wilson, LB) 24.50w, Torri Edwards (Pomona) 24.91, Lana Garner (Morse, SD) 25.31w, Michelle Nelson (Wilson, LB) 25.41w, Jerrena Bernestine (Pius X, Downey) 25.53w.

400m (Inv) Lana Garner (Morse, SD) 56.90, Jerrena Bernestine (Pius X, Downey) 58.07, Melissa Gibbs (San Pasqual, Esc) 58.53. 800m (Inv) Stacey Murphy (Granite Hills, El Cajon) 2:20.61, Stacey Kerr (Fallbrook) 2:22.30. 1600m (Op) Dani Coleman (Mission Bay, SD) 5:24.54. (Inv) Claire Becker (Bonita Vista, Chula Vista) 5:01.70 (4:42.6 1500m), Devon Straitiff (Torrey Pines, Encinitas) 5:22.52, Nara Hawker (Grossmont, La Mesa) 5:23.50, Ryan Sartwell (Arcadia) 5:24.79. 3200m - Jessica Pound (Poway) 11:36.13, Jinna Rochde (Fallbrook) 11:37.34, Danica Buckley (Valhalla, El Cajon) 11:37.50, Nara Hawker (Grossmont, La Mesa) 11:49.50. 100mH (Inv) (wind +3.67 mps) Andrea Wasden (Rio Mesa, Oxnard) 14.84w, Kori Joiner (Rancho Bernardo, SD) 15.33w, Monique Woods (Pius X, Downey) 15.65w.

300mLH (Op-1) Brianna Dolittle (Torrey Pines, Encinitas) 48.01. (Op-2) Jenelle Nelson (Wilson, LB) 46.98, Lindsey Krause (Rancho Bernardo, SD) 47.61. (Inv) Kiesha Porter (Mira Mesa, SD) 45.26, Felicia Nelson (Wilson, LB) 46.33, Birdie Hatch (Nordhoff, Ojai) 46.81, Carlene Jones (Morse, SD) 47.13, Carrie Vickery (El Capitan, Lakes) 47.14. 400m Re (Inv) Wilson (Long Beach) 47.73, Pomona 49.75, Pius X (Downey) 49.83. 1600m Re (Op-1) Wilson (LB) "B" 4:07.56 (Inv) Wilson (LB) 4:01.35, Morse (SD) 4:05.15. 4x800m - San Pasqual 10:00.43, Poway 10:03.22, Mira Mesa (SD) 10:03.29. Dist Med Re - Poway 12:59.63, Vista 13:08.73, Granite Hills (El Cajon) 13:11.62.

HJ - Kelly Black (Downey) 5-2, Kathy Sorenson (Hilltop, Chula Vista) 5-2. PV - Kelly Ewing (Fallbrook) 8-0, Erica Murdock (Helix, La Mesa) 7-6. LJ (Open) (no wind readings-assume wind-aided from time of day sprints) Akiba McKinney (Monte Vista, Spring

PREP RESULTS

Valley) 16-10 1/4w. (Inv) Carlene Jones (Morse, San Diego) 18-0w (+2.51 mps) (none wind legal), 17-0w (+3.19) (none wind legal), Tamika Porter (Orange Glen, Escondido) 17-7 1/2 (+1.58), Sandra Roberson (Wilson, Long Beach) 16-10 (+1.24). TJ (Inv) (no wind readings taken, assume wind-aided) Tamiaka Porter (Orange Glen, Esc) 38-6w, Shadeshia Pearman (Mt. Miguel, Spring Valley) 38-0 1/2w, Kathy Sorenson (Hilltop, Chula Vista) 36-8w, Erin Blair (University of SD) 35-4w, Latoya Crews (Morse, SD) 34-8w. SP - (Inv) Katie Suppa (Torrey Pines, Encinitas) 38-5, Kim Matheny (Santana, Santee) 38-3, Margaret Velligitone (Fallbrook) 37-11 1/2. DT (Inv) Shannon McGrath (Pt. Loma, SD) 125-11, Kathran Gonzalez (Hilltop, Chula Vista) 123-1, Yolanda Munoz (Ruiverside Poly) 122-0, Michelle Breaux (Bonita Vista, Chula Vista) 121-3, Tracy Smith (Mira Mesa, SD) 119-0, Kim Matheny (Santana, Santee) 118-4, Chrissy Maumausolo (Mt. Carmel, SD) 116-3, Fonda McCormack (El Capitan, Lakeside) 115-3, Margaret Velligitone (Fallbrook) 110-4, Open) Becky Caron (Fallbrook) 111-8, Debbie Taylor (Ramona) 110-5.

Ventura County Championships

Friday, April 29. Camarillo High School

Boys:

400m - Jay (Ventura) 48.73 (Meet Record), Schemel (Thousand Oaks) 49.87, Mendez (St. Bonaventure, Ventura) 50.22. 800m - Wilson (Newbury Park) 1:59.00. 160m - Fischer (Thous Oaks) 4:20.32, Ramirez (Nordhoff, Ojai) 4:20.91, Hernandez (Camarillo) 4:21.63, Marsden (Thous Oaks) 4:24.05, Sandoval (Channel Islands, Oxnard) 4:24.20, Wilson (Newbury Park) 4:25.02, Servin (Fillmore) 4:25.33.

3200m - Hernandez (Camar) 9:18.99, del Campo (Thous Oaks) 9:25.13, Sandoval (Channel Isl) 9:29.31, O'Doherty (Thous Oaks) 9:31.05, Bernaldo (Nordhoff, Ojai) 9:36.40, Disney (Thous Oaks) 9:37.42. 110mHH - Walsh (Ventura) 14.87w, McClucas (Santa Clara, Oxnard) 14.93w, Hunter (Royal, Simi Valley) 14.97w, Rust (Rio Mesa, Oxnard) 14.98w. 300mH - Rust (Rio Mesa, Oxn) 39.18, Walsh (Ventura) 39.66. 1600m Re - Thous Oaks 3:23.68, Rio Mesa 3:23.78, Nordhoff (Ojai) 3:24.02, St. Bonaventure (Ventura) 3:26.48. HJ - Fischer (Camarillo) 6-8, Szilagyi (New Prk) 6-6. LJ - Fischer (Camarillo) 23-0, Lyon (St. Bonaventure, Ventura) 22-0, Davis (Ventura) 21-11. SP - Blechen (Agoura) 45-9 1/2.

Girls:

100m - Wasden (Rio Mesa, Oxn) 12.45. 400m - Shaw (Simi Valley) 58.91, Boyd (Channel Isl) 59.42. 800m - Gibby (Westlake, West Vill) 2:18.95, Campbell (Ventura) 2:20.34, Kaz (Agoura) 2:21.09. 1600m - Mortensen (Thous Oaks) 5:01.27, Hansen (Royal, Simi Vall) 5:14.86, Rodriguez (Oxnard) 5:17.62, Gibby (Westl, WV) 5:18.86. 3200m - Rodriguez (Oxn) 11:15.08, Nekota (Agoura) 11:20.64, Marsden (Thous Oaks) 11:44.63. 100mHH - Wasden (Rio Mesa, Oxn) 15.69w. 300mLH - Prater (Agoura) 44.89 (Meet Record), Hebert (Buena, Ventura) 45.69, Heidenrich (Rio Mesa, Oxn) 46.31, Hatch (Nordhoff, Oj) 46.62.

400m Re - Channel Islands (Oxnard) 50.51. 1600m Re - Rio Mesa 4:05.41, Agoura 4:06.32, Thousand Oaks 4:08.99. HJ - Shaw (Simi Valley) 5-4, Stevenson (Thous Oaks) 5-4. LJ - Hotchkiss (Channel Islands, Oxn) 17-1. TJ - Hotchkiss (Channel Isl) 35-8. SP - Tuimoloau (Channel Isl, Oxn) 49-2 (County Record), Anderson (Newbury Park) 35-8 3/4, Crawford (Thousand Oaks) 35-5 3/4. DT - Tuimoloau (Channel Isl) 136-7 (Meet Record).

1994 Mt. SAC Relays

From Doug Speck

April 16. Walnut, CA

A glorious day of weather greeted a huge crowd of prep athletes at the Thirty-Sixth Annual Mt. SAC Relays. Two super relay teams, Long Beach Poly and Hawaii's Kalaheo HS, led the way. Great sprints on the male and female side, *Track & Field News* Indoor Athlete of the Year Michael Granville, high jump sensation Jeremy Fischer, and the nations' top pole vaulter, Scott Slover, provided track aficionados with a wonderful afternoon of track and field. Women's field events from Jernae Wright (LJ) and Delores Tuimoloau (SP) added to the day's highlights.

When Girls squads like Long Beach Poly and Morningside show up, the relay fireworks can be big time! The teams first met in the 4x100 event, with Morningside's 12.06 100m dash star Felicia Williams appearing to slightly strain a hamstring at the start of the anchor leg, stopping and

watching while Andrea Anderson anchored Poly to a 46.61 win. In the 4x200 the action was even hotter, with Poly's Rashida Green (25.2) trailing Morningside after the first leg. Aminah Haddad brought the crowd to its feet with a 23.3 flying start half-lap. Morningside kept Poly honest, but this was Poly's day. Long Jump-



MICHAEL GRANVILLE—46.67

Photo by George A. Washington

er Pam Simpson widened the gap, racing 25.1 against a slight breeze down the backstretch, and Andrea Anderson rocketed 23.1 to anchor the twelve meter run. The Jackrabbits time? Their brilliant 1:36.77 moved Coach Don Norford's charges to the #3 position on the All-Time lists behind Smiley of Houston's 1:36.46 National Record from 1983, and Berkeley's 1:36.7 from 1980. With national 4x400m leader Morningside (3:43.71 from Arcadia/Foot Locker) hurting, Poly finished the day off with a

3:49.67 win. St. Bernard (Playa del Rey), with the nucleus of last year's Intermediate Junior Olympic Relay Champions, raced 3:52.79 behind Poly. Poly sprint stars Andrea Anderson (100m-11.86 wind -1.0) and Aminah Haddad (200m-24.11 wind +0.4) were victorious, with 400m find Myesha Williams (56.73.) winning there. Morningside's Nicole Thomas charged a fine 43.66 in winning the 300m lows.

The biggest move up the all-time lists also featured the strangest story. A team from Kalaheo High School in Hawaii unexpectedly rocketed away from the field in the Women's Distance Medley Relay, bombing through 3:35.0-61.9-2:18.5-4:52.9 legs that had them finish in 11:48.38, the #2 prep time ever! Only the University of Irvine National Record of 11:43.53 from 1982 is faster. Upon examination it turned out that the Kalaheo team was made up of three Polish foreign exchange students (all with 1975 or 1976 birthdates) who had made contact with a local coach a couple of years back at an "Ekiden" relay attended by international teams on the islands. The mark will probably have to be carried on the all-time lists, with the "directed nature of the foreign exchange" such that most states would declare the girls ineligible. Coach Gary Stoner's Kalaheo's team does have some homegrown talent, with Shawn Nixon racing 8:39.68 to win the 3000m.

Jeremy Fischer continued his fine high-jumping on the newly laid Mt. SAC facility. Surprising Art Lloyd joined Jeremy through 7-2, with Fischer clearing 7-3 with two good tries at 7-5 1/2 (the Federation record).

Michael Granville continued his super year, racing 46.67 in the 400, charging out at 21.8. The great group of Southern California prep males hooked up again, with Marques Holiwell taking the 100m (10.57 wind -0.2), and Pat

PREP RESULTS

Johnson running down a quick-starting Bryan Howard in the 200m (21.03-21.22 (wind +0.3)). Seventeen foot Pole Vaulter, Scott Slover, recovering from a leg injury, started at 16-0, and finished with a 16-7 clearance.

On the Girls' side, Jernae Wright, a soph at Northern Cal team power James Logan, blasted 19-8 1/4 in the Long Jump, with Delores Tuimoloua lofting the Shot 47-0 1/4. Amador Valley (Pleasanton) had a good 9:24.59 4x800m relay, with Long Beach Poly's Sherron Rhetta courageously rising from a fall with 100 meters to go to anchor her school's 9:30.66 runner-up squad.

RESULTS

(FOREIGN ATHLETES WHO DID NOT WIN ARE NOT LISTED IN THE FOLLOWING RESULTS) (Times in tenths are hand-timed, hundreds are electronic timing)

Men

100m (Inv) (-0.2) Marques Hoiwell (West Bakersfield) 10.57, Pat Johnson (Redlands) 10.62, Jesus Reyes (Chino) 10.65, Jason Isaac (Los Gatos) 10.97, Jim McElroy (Washington, L.A.) 11.02. **(Open)** (+1.8 wind) Ryan Willem (Canada) 10.79, Tyson Murphy (Santa Monica) 10.83, George McDonald (Buena Park) 10.96, Brian Boles (Washington, L.A.) 11.05, Larry Cooper (Hawthorne) 11.08. **200m (Inv)** (+0.3) Pat Johnson (Redlands) 21.03, Bryan Howard (Canyon Springs, Moreno Valley) 21.22, Michael Granville (Bell Gardens) 21.75, Jim McElroy (Washington, L.A.) 21.90, Adrian Logan (Upland) 22.29. **(Open)** (no wind reading-assume legal) Jason Isaac (Los Gatos) 21.64, Troy Searcy (Quartz Hill) 21.83, Brian Boles (Washington, L.A.) 22.16, Phil Pipersburg (Santa Barbara) 22.39.

400m (Inv) Michael Granville (Bell Gardens) 46.67, Jerome Davis (Burrheads, Ridgecrest) 47.45, Bryan Howard (Canyon Springs, Moreno Valley) 48.44, Steve Campbell (Alta Loma) 48.81, Mike Russell (Rowland, Rowl Hts) 49.13. **(Open)** Clifford McGowan (Pomona) 49.13. **800m (Inv)** Eric Dunn (Arroyo Grande) 1:52.86, Aaron Richburg (Logan, Union City) 1:53.02, Matt Abbink (Littleton, Co) 1:54.96, Brian Peterson (Rowland, Rowl Hts) 1:55.18, Ethan Taub (Foothill, Santa Ana) 1:55.82, Matt Teson (Ayala, Chino) 1:56.90, Walter Jones (Muir, Pasadena) 1:56.99, Jeff Geis (West Hills, La Mesa) 1:57.00, Juan

Rios (La Puente) 1:57.91. **1500m** - Carlos Villa (Mexico) 3:52.45, Brett Strahan (Hart, Newhall) 3:58.64, Pat Garrity (Arroyo Grande) 4:01.55, Angel Romero (Colton) 4:02.38, Kevin Marsden (Thousand Oaks) 4:04.44. **3000m** Shawn Nixon (Kalaheo HS, Hawaii) 8:39.68, Pat Garrity (Arroyo Grande) 8:42.65, Eleazar Hernandez (Camarillo) 8:44.16, Rondie Gibbs (Rubidoux, Riverside) 8:46.54, Jason Barreda (Loyola, L.A.) 8:49.69, Ian Enriquez (Corona) 8:50.11, Francisco Sandoval (Channel Islands, Oxnard) 8:50.88, Chris Maier (Amador Valley, Pleasanton) 8:51.16, Eric Kropf (Madera) 8:52.16.

110mH (Inv) (wind 0.0) Jason Medearis (Hart (Newhall) 14.13, Bryan Jones (Arroyo Grande) 14.17, Tyson Murphy (Santa Monica) 14.25, Gerimi Burleigh (Upland) 14.59, Jay Young (Bellflower) 14.86, Anthony Montgomery (St. Mary's, Berkeley) 14.87, Kenyon Rambo (Poly, Long Beach) 14.89. (R-1) (+0.8) Delewis Johnson (Nogales, La Puente) 14.51, Eric Patterson (Poly, Long Beach) 14.78. **300mH (Invite)** Jason Medearis (Hart, Newhall) 37.76, Kenyon Rambo (Poly, Long Beach) 38.09, Bryan Jones (Arroyo Grande) 38.52, Anthony Montgomery (St. Mary's, Berkeley) 38.97. **(Open)** Martin Haynes (Bishop Montgomery, Torrance) 38.61, Jay Young (Bellflower) 39.25, Ryan Jones (North Hollywood) 39.58, Eric Patterson (Poly, Long Beach) 39.62.

4x100m Re (Invitational) Poly (Long Beach) 42.22, Washington (L.A.) 42.52, Lynwood 43.45, Monte Vista 43.60. (R-2) Pasadena 43.0. (R-3) Bullard (Fresno) 43.7. (R-4) Pomona 42.36, Canyon Springs (Moreno Valley) 42.83. (R-5) Carson 43.19, Madera 43.23, Diamond Bar 43.34. (R-6) Upland 42.67, West Covina 42.91, Rancho Bernardo (San Diego) 43.37. (R-7) Hawthorne 42.61, Leuzinger (Lawndale) 42.75, Muir (Pasadena) "B" 43.02, Rancho Buena Vista (Vista) 43.46. (R-8) Morning-side (Inglewood) 42.84, Kennedy (Sacramento) 42.92, Fairfax (L.A.) 43.33. **4x200m (Inv)** Morningside (Inglewood) 1:28.55, Poly (Long Beach) 1:29.17, West Covina 1:29.91, Pasadena 1:29.99, Upland 1:30.48, Hawthorne 1:30.58. (R-3) Pomona 1:30.37. (R-4) Muir (Pasadena) 1:30.06. (R-5) Jordan (Long Beach) 1:29.50, Madera 1:29.83. **4x400m (Inv)** Morningside (Inglewood) 3:18.92, Poly (Long Beach) 3:22.26, St. Mary's (Berkeley) 3:23.79, Dominguez (Compton) 3:25.50. (R-3) Chino 3:26.75, Brea-Olinda (Brea) 3:26.94, Quartz Hill 3:27.73, Corona 3:27.93. (R-6) Fairfax (L.A.) 3:23.54, Carson 3:24.73, West Bakersfield 3:25.13, Upland 3:25.73, Muir "B" (Pasadena) 3:26.21. (R-7) Bear Creek (Stock-



BRETT STRAHAN

Photo by Bill Cockerham



JASON ISAAC

Photo by Bill Cockerham

ton) 3:23.28, Rio Mesa (Oxnard) 3:26.43, Pomona 3:26.97, Alta Loma 3:27.21. (R-8) Rancho Buena Vista (Vista) 3:21.71, Loyola (L.A.) 3:21.81, Bullard (Fresno) 3:22.41, Rancho Bernardo (San Diego) 3:26.21, Madera 3:26.52. (R-9) Dorsey (L.A.) 3:20.48, Washington (L.A.) 3:22.48, San Pasqual (Escondido) 3:22.80.

4x800m (R-2) Gunn (Palo Alto) 7:57.64, Brea-Olinda 7:58.37, Madera 7:59.19, Poly (Long Beach) 8:07.61, Amador Valley (Pleasanton) 8:10.29,



ROBERT WEIGHALL

Photo by Bill Cockerham


St. Mary's (Berkeley) 8:11.73, Los Gatos 8:11.75. **4x1600m** - Thousand Oaks (Marsden-Aldrich-del Campo-Fischer) 17:42.54, La Habra 18:01.62, Belmont (L.A.) 18:09.04, Orange 18:10.87, Rowland (Rowl Hts) 18:21.06, Santa Ana 18:21.40, Arroyo (El Monte) 18:21.93, Villa Park 18:25.02, Dos Pueblos (Goleta) 18:25.54, Newport Harbor (Newport Beach) 18:27.98, Brea-Olinda (Brea) 18:28.46.

Sprint Medley Re (R-2) El Modena (Orange) 3:34.57, Hesperia 3:35.13, Chino 3:37.15. (R-3) St. Mary's (Berkeley) 3:31.31, Madera 3:34.70, Gunn (Palo Alto) 3:36.82. **Distance Medley Re (Inv)** Thousand Oaks (Marsden-Scherrel-Aldrich-Fischer) 10:29.41, Hart (Newhall) 10:31.62, Palisades (Pac Pali) 10:40.15, Nogales (La Puente) 10:42.27, (Open) Temecula Valley (Temecula) 10:44.23. **Shuttle High Hurdles (R-1)** Arroyo Grande 64.91. (R-3) Covina 65.08. (R-4) Diamond Bar 64.90. (R-5) Rancho Bernardo (San Diego) 65.81. (R-6) Ventura 64.55.

HJ (Inv) Jeremy Fischer (Camarillo) 7-3, Art Lloyd (Eisenhower, Rialto) 7-2, Jason Pfaff (Ayala, Chino) 6-7, Jon Roby (Corcoran) 6-7, Martin Haynes (Bishop Montgomery, Torrance) 6-6, Jason McGinnis (Chino) 6-6, Andy Szilagyi (Newbury Park) 6-6, Richard Ross (Eldorado, Las Vegas) 6-6. **(Open)** Matt Byrd (Fountain Valley) 6-6, Ken Knox (Rancho Cucamonga) 6-6, Aaron Mastens (Hemet) 6-6. **PV (Inv)** Scott Slover (Leland, San Jose) 16-7, Robbie Weighall (Highland, Bakersfield) 16-0, Jeff Truman (Covina) 15-8, Ben Stark (Porterville) 15-8, Daniel Shimooka (San Pasqual, Escondido) 15-0, Sean Taylor (Fallbrook) 14-6, Borya Orloff (St.

PREP RESULTS

John Bosco, Bellflower) 14-6. **LJ (Inv)** Jamaal Chase (Quartz Hill) 23-4 3/4 (wind -0.2 mps), Jesus Reyes (Chino) 23-2 (0), Clarence Scott (Fremont, L.A.) 23-0 (+0.2), Patrick Kooba (Glendora) 22-5 1/4 (-1.3), (S-1) Peter Suggs (Centennial, Corona) 22-0 1/4 (+0.5). **TJ (Inv)** Jamaal Chase (Quartz Hill) 48-2 1/2 (-0.3), Von Ware (Rancho Buena Vista, Vista) 48-0 1/2 (-1.1) Carl Hampton (Poly, Long Beach) 45-5 3/4 (+0.5), Ronald Stewart (Gardena) 45-4 1/4 (+1.0).



JAMAAL CHASE

Photo by Bill Cockerham

(Open) Milan Ford (Centennial, Corona) 45-7 3/4 (+1.5 wind), Larry Johnson (Etiwanda) 45-5 (+1.4). **SP - (Inv)** J.D. Martin (Madera) 57-3, Wade Tift (Newport Harbor, Newport Beach) 57-1, Jeremy Lingelfelter (Claremont) 55-3, Thomas Schmidt (Chino) 54-8, Brad Hisey (Fallbrook) 54-1 1/4, Ihsan Warren (St. Mary's, Berkeley) 53-10 1/4, Jay Berg-Hansan (Newport Harbor, Newport Bch) 52-0. (Seeded) Ricky Austin (Eisenhower, Rialto) 52-2 3/4. **DT (Inv)** Jeremy Staat (Bakersfield) 180-8, J.D. Martin (Madera) 169-2, Thomas Schmidt (Chino) 167-6, Steve Gonzales (Newport Harbor, Newport Bch) 166-8, Adam Stout (Alta Loma) 165-3, Brad Hisey (Fallbrook) 161-6.

Women:

100m (Inv) (-1.0 mps wind) Andrea Anderson (Poly, Long Beach) 11.86, Kelly White (Logan, Union City) 11.96, Jaime Sims (Etiwanda) 12.18, Joney David (Charter Oak, Covina) 12.21, Heather Sumpter (Muir, Pasadena) 12.22. (Open) (+0.6) Madinah Ali (Canyon Springs, Moreno Valley) 12.20, Torri Edwards (Pomona) 12.22, Kim Hay (Los Gatos) 12.44. **200m (Inv)** (+0.4) Aminah Haddad (Poly, Long Beach) 24.11, Joney Da-

vid (Charter Oak, Covina) 24.40, Jaime Sims (Etiwanda) 25.03, Tara Oettinger (Foothill, Santa Ana) 25.17, Jamie Brown (Canyon Springs, Moreno Valley) 25.22, Rosa Manning (Trabuco Hills, Mission Viejo) 25.52. (Open) (+0.1) Torri Edwards (Pomona) 24.78, Heather Miller (Westridge, Pasadena) 24.91, Madina Ali (Canyon Springs, Moreno Valley) 25.35.

400m (Inv) Myasha Williams (Poly, Long Beach) 56.73, Camile Brown (Compton) 57.12, Jerrona Bernestine (Pius X, Downey) 57.32, Aisha Washington (Poly, Long Beach) 57.74, Melissa Gibbs (San Pasqual, Escondido) 58.48. (Open) Heather Miller (Westridge, Pasadena) 57.32, Alicia Lyon (East, Manteca) 57.76, Vi Anwuri (Bishop Montgomery, Torrance) 58.07, Tabresha Lawrence (Rialto) 58.67. **800m - Monica Medina** (Mexico) 2:13.05, Monica Van Weggan (Amador Valley, Pleasanton) 2:15.73, Ashley Monahan (Amador Valley, Pleasanton) 2:16.25, Brook Yerman (Paradise) 2:16.29. **1500m - Amy Teer** (Canada) 4:39.97, Jessica De la Cerda (Hart, Newhall) 4:47.04, Annie Ebner (St. Lucy's, Glendora) 4:47.31, Kim Mortensen (Thousand Oaks) 4:48.93.

3000m - Laura Flores (Mexico) 10:00.16, Molly Mehlberg (Peninsula, Rolling Hills) 10:18.98, Gabriela Rodriguez (Oxnard) 10:38.24.

100mH (Inv) (wind +0.4) Andrea Wasden (Rio Mesa, Oxnard) 14.64, Felicia Stone (Kennedy, Sacto) 15.07, Monique Woods (Pius X, Downey) 15.36, Katie Mook (Foothill, Santa Ana) 15.39, Shania Edwards-Hambrick (Moreno Valley) 15.54. (R-1) (wind 0) Nicole Thomas (Morningside, Inglewood) 15.17, Kelly Motan (Muir, Pasadena) 15.22, Keisha Griffiths (Washington, L.A.) 15.37, Sunshine Peterson (Logan, Union City) 15.45, Tina Watkins (South Bakersfield) 15.53, Micky Rogers (Apple Valley) 15.63, Laren Parker (Bakersfield) 15.67. **300mH (Inv)** Nicole Thomas (Morningside, Inglewood) 43.66, Coleen Rhemm (Muir, Pasadena) 44.32, Kim Veeder (Los Gatos) 45.32, Keisha Griffiths (Washington, L.A.) 46.18, Jenny Jacoby (Paraclete, Lancaster) 46.96. (Open) Shania Edwards-Hambrick (Moreno Valley) 45.12, Katie Mook (Foothill, Santa Ana) 45.26, Andrea Wasden (Rio Mesa, Oxnard) 46.54, Kim Couvson (American, Fremont) 46.82, Keisha Thompson (Poly, Long Beach) 46.84.

4x100m (Invit) Poly (Long Beach) 46.61, Logan (Union City) 47.84, Muir (Pasadena) 48.01, Pomona 48.29, Etiwanda 49.07, Canyon Springs (Moreno Valley) 50.39. (R-1) Mexico 50.88. (R-3) Arroyo Grande 50.35, Dominguez (Compton) 50.41. (R-4) Charter Oak (Covina) 50.83. (R-5) Eisenhower (Rialto) 48.90. (R-6) St. Bernard (Playa del Rey) 48.21,


Pius X (Downey) 48.76, South Bakersfield 50.07, Marlborough (L.A.) 50.38, Cheyenne (Las Vegas) 50.39. **4x200m (Inv)** Poly (Long Beach) 1:36.77, Morningside (Inglewood) 1:38.95, Logan (Union City) 1:42.00, Pius X (Downey) 1:42.30. (R-1) Trabuco Hills (Mission Viejo) 1:46.83. (R-2) Compton 1:45.58. (R-3) Mexico 1:44.27. **4x400m (Inv)** Poly (Long Beach) 3:49.67, St. Bernard (Playa del Rey) 3:52.79, Muir (Pasadena) 3:55.72, Morningside (Inglewood) 4:02.01, Los Gatos 4:02.35, Logan (Union City) 4:05.95. (R-1) Pomona 4:06.40. (R-2) Compton 4:04.87. (R-4) Bishop Montgomery (Torrance) 4:05.85, Rio Mesa (Oxnard) 4:06.68. (R-5) Chino 4:06.11. (R-6) Pius X (Downey) 4:06.52. **4x800m** Amador Valley (Pleasanton) 9:24.59, Poly (Long Beach) 9:30.66, Aptos 9:35.22, Los Gatos 9:45.61, San Pasqual (Escondido) 9:49.93, Rancho Buena Vista (Vista) 9:53.54, Thousand Oaks 9:58.02, Alta Loma 9:59.08, Poly (Long Beach) "B" 9:59.62.

4x1600m - Mexico 21:05.6, Edison (Huntington Beach) 21:22.2, Amador Valley (Pleasanton) 22:09.2, El Modena (Orange) 22:11.4, Redlands 22:13.0, Rowland (Rowl hts) 22:17.2, Carondelet (Concord) 22:18.0, Los Gatos 22:35.0, Corona 22:40.5, Temescal Canyon (Elsinore) 22:46.6, Belmont 22:53.9, Chino 22:58.4. **800m Sprint Medley Re (R-1)** East Union (Manteca) 1:51.22. (R-2) Eisenhower (Rialto) 1:51.20. **Distance Medley Relay - Kaleo** (Hawaii) 11:48.38 (team includes three Polish foreign exchange students), Peninsula "A" (Rolling Hills) 12:28.18, Aptos 12:41.15, Poly (Long Beach) 12:42.28, Thousand Oaks 12:47.96, Carondelet (Concord) 12:48.01, Saugus 12:52.34, Temescal Canyon (Elsinore) 12:53.01, Edison (Huntington Beach) 12:59.65. **Shuttle Hurdles (R-1)** American (Fremont) 67.13. (R-2) Rancho Bernardo (San Diego) 65.02. (R-3) Cheyenne (Las Vegas) 67.55. (R-4) Rio Mesa (Oxnard) 65.29.

HJ - (Inv) Shavant Williams (Poly, Long Beach) 5-8, Danielle Boswell (Bullard, Fresno) 5-8, Rochelle Young (Eldorado, Las Vegas, Nv) 5-6, Alicia Chappelle (Logan, Union City) 5-4. (Open) Tracy Iwanski (Clovis) 5-4, Natalie Kamper (Redlands) 5-4, R. Kounts (Arroyo Grande) 5-2, Charity Butner (Colton) 5-2. **LJ (Inv)** Jernae Wright (Lohan, Union City) 19-8 1/4 (-0.4), Tara Oettinger (Foothill, Santa Ana) 18-5 1/4 (+0.3), Rosalyn Grant (Ganasha, Pomona) 17-7 1/2 (+0.3), Stephanie Jones (Walnut) 17-2 3/4 (+1.3), Latoya LeJay (Canyon Springs, Moreno Valley) 16-11 1/4 (+0.1). (S-1) Rochelle Young (Eldorado, Las Vegas, Nv) 18-9 3/4 (wind +0.5 mps), Jansen (Redwood, Visalia)

17-8 3/4 (0), Kathy Sorenson (Hilltop, Chula Vista) 17-05.5 (+0.1).

TJ (Open) Nicolette Birdsong (Paramount) 36-8 1/2 (+0.2), Rehana Talanian (Dos Pueblos, Goleta) 36-2w (+2.6) (35-3 0 wind), Shante Jones (Logan, Union City) 35-10 (+1.6), Miesha Henry (South Bakersfield) 35-10 (+1.9). **SP - (Inv)** DeLores Tuimolouau (Channel Islands, Oxnard) 47-0 1/4, Soozie Shanley (Tulare) 44-4 1/4, Gina Heads (Newport Harbor, Newport Beach) 44-2, Andra Brown (South Bakersfield) 42-10 1/4, Charlene Bower (Gunn, Palo Alto) 41-3, Peka Laula (Nogales, La Puente) 41-1, Stacey Hartwell (Cheyenne, Las Vegas, Nv) 39-8 3/4, Darvena Merritt (North Hollywood) 39-7 1/4, Tamara Wright (Eisenhower, Rialto) 39-5 1/2, Karianne Usrey (Hart, Newhall) 38-8 1/2, Dawn Andrews (Newbury Park) 37-6 1/2, Margaret Valigitone (Fallbrook) 36-8, Amika Hughes (South Hills, West Covina) 36-4 3/4, Kelsie Flores (Hilltop, Chula Vista) 36-4 3/4. **TJ (Open)** Sandra Friederich (Mexico) 38-1 1/4 (0 wind), Reynda King (St. Marys' Academy, L.A.) 37-8 1/2 (+0.4), Joanna Hayes (North, Riverside) 37-5 1/4, Latoya LeJay (Canyon Springs, Moreno Valley) 37-0 1/4 (0), Nadiya Green (Logan, Union City) 36-1 1/4 (+1.2), Kathy Sorenson (Hilltop, Chula Vista) 35-6 3/4 (+1.2), Tracy Iwanski (Clovis) 35-4 (+1.2), LaVon Wade (Gardena) 35-3 (+1.2). **DT (Inv)** Nadia Lopez (Arroyo Grande) 137-7, Soozie Shanley (Tulare) 137-6, Gina Heads (Newport Harbor, Newport Beach) 136-3, Anna



SOOZIE SHANLEY

Photo by Bill Cockerham

Crossley (Paramount) 130-1, Stacey Hartwell (Cheyenne, Las Vegas) 124-7, Peka Laula (Nogales, La Puente) 121-7, Tamia Rich (Poly, Long Beach) 114-2. (S-2) Flo Acosta (Mexico) 126-10, Karianne Usrey (Hart, Newhall) 116-0, Keri Hayes (Fallbrook) 113-1.

RESULTS

Please send track & field / cross country results directly to: CTN, 4957 East Heaton, Fresno, CA 93727 or FAX (209) 255-4904.

Multi-Team Meet at UCLA

March 19.

Men

100: 1. Reed (UCLA) 10.48 (wind 2 mps against), 2. Bradley (UCLA) 10.74. **200:** 1. Reed (UCLA) 21.17, 2. Stokes (TX) 21.27, 3. Bradley (UCLA) 21.51, 4. French (TX) 21.58. **400:** 1. Pratt (TX) 46.93, 2. Vaughn (TX) 47.04. **800:** 1. Cotton (TX) 51.38, 2. Terry (UCLA) 1:51.39. **1500:** 1. Boulet (Cal) 3:49.76. **5000:** 1. Bou-

2. Keane (Cal) 6-10 3/4. **PV:** 1. Miller (TX) 17-0, 2. Sommers (UCLA) 16-6, Guidry (TX) 16-6, Phelps (Cal) 16-0, Guerra (TX) 16-0, Haworth (Cal) 16-0, Calkins (UCLA) 16-0. **LJ:** 1. Ganda (UCLA) 24-6 1/2, 2. Atkins (Cal) 24-1 1/2. **TJ:** 1. Ozolinsh (Cal) 50-2 1/2. **SP:** 1. Bailey (UCLA) 59-11, 2. Ogden (UCLA) 58-9 1/2, 3. Hodel (UCLA) 55-6 1/4. **DT:** Godina (UCLA) 192-0, 2. Smithay (TX) 179-3, 3. Wells (TX) 174-6, 4. Cummings (Cal) 171-10, 5. Presser (UCLA) 169-7. **HT:** 1. Hodel (UCLA) 204-10,

(Cal) 9:51.6, 2. J. Harlick (UCLA) 10:00. **100 Hurdles:** 1. Marvin (UCLA) 14.87. **400 Hurdles:** 1. Marvin (UCLA) 59.47.

400 Relay: 1. UCLA (Marvin, Glenn, Malco, Noel) 46.58. **1600 Relay:** 1. UCLA (Baldwin, Tochluk, Sims, Scott) 3:45.68, 2. California 3:49.97. **HJ:** 1. Acuff (UCLA) 5-9 1/4. **LJ:** 1. Hall (Cal) 16-11 1/2. **TJ:** 1. Littlepage (Cal) 39-11 1/4, 2. Brown (UCLA) 38-9 1/2. **SP:** 1. Althouse (UCLA) 55-9 1/2, 2. Roberts (UCLA) 47-3 1/2. **DT:** 1. Andrews (UCLA) 170-9, 2. Kailhiwa (Cal) 152-9, 3. Roberts (UCLA) 151-11, 4. Dice (Cal) 146-2, 5. Althouse (UCLA) 146-1. **JT:** 1. Janssen (Cal) 149-10.

Multi-Team Meet at USC

March 26.

Men

NFL 60m: 1. Conway (Chicago) 6.56 (aiding 2.0 mps wind), 2. Hannah (Houston) 6.88, 3. Ervins (Washington) 6.89. **100/Race 1:** 1. J. Williams (un) 10.23w (2.7 mps), 2. Grear (Reabok) 10.58, 3. Kubota (Japan) 10.65. **100/Race 2:** 1. Lawyer (Boise) 10.21w (6.4 mps), 2. Maybank (Iowa) 10.31, 3. Reed (Boise) 10.40, 4. Shelton (USC) 10.45, 5. Volsan (USC) 10.49. **100/Race 3:** 1. Baylor (Iowa) 10.62w (3.8 mps), 2. Fisher (Iowa) 10.73. **200/Race 1:** 1. Maybank (Iowa) 20.88 (wind 1.9 mps against), 2. Greene (USC) 21.01, 3. Lawyer (Boise) 21.06, 4. Bowen (Fresno St) 21.43, 5. Reed (Boise) 21.72. **200/Race 2:** 1. Shelton (USC) 21.40 (wind 0.7 mps against), 2. Fisher (Iowa) 21.51, 3. Goode (Iowa) 21.57.

400: 1. Greene (USC) 47.08. **800:** 1. Harris (FrSt) 1:52.74. **1500:** 1. Harris (FrSt) 3:46.46, 2. Herd (Iowa) 3:46.64, 3. Ortenburger (FrSt) 3:51.38. **5000:** 1. Roorda (Boise) 14:39.23. **110 HH/Race 1:** 1. Li Tong (China) 13.63, 2. McGhee (un) 13.95, 3. Terry (un) 14.01, 4. Shimotori (Japan) 14.45, 5. Knight (un) 14.55. **110 HH/Race 2:** 1. Aledafa (USC) 13.85, 2. Bell (USC) 14.52. **400 IH/Race 1:** 1. Rodrigues (USC) 51.39, 2. Brewer (USC) 51.61. **400 IH/Race 2:** 1. McGhee (un) 52.29. **3000 Steeple:** 1. Lee (Boise) 8:54.0. **400 Relay:** 1. Iowa 40.34, 2. USC 40.66. **1600 Relay:** 1. USC (James, Aledafa, Herve, Greene) 3:09.27, 2. Young Guns 3:12.41, 3. Iowa 3:14.57, 4. Fresno State 3:15.07.

HJ: 1. DeBerry (Boise) 6-8. **PV:** 1. Cox (FrSt) 17-0, 2. Fulk (FrSt) 16-6, 3. Fraley (FS) 16-0. **LJ:** 1. Lawyer (Boise) 24-8 1/4, 2. Hoggatt (FrSt) 24-1 1/2. **TJ:** 1. Stuart (Boise) 51-6 1/4, 2. Pullins (un) 50-0 1/2, 3. Taylor (un) 49-10. **SP:** 1. Kirchoff (USC) 56-4 1/4. **DT:** 1. Danowsky (USC) 175-5, 2. Kirchoff (USC) 170-9. **HT:** 1. Kiss (USC) 229-8, 2. Danowsky (USC) 193-8, 3. Harron (FrSt) 190-10, 4. Wright (FrSt) 187-9, 5. Jones (FrSt) 182-4. **JT:** 1. Reich (FrSt) 241-8, 2. Feamley (USC) 237-9.

Team Scores: USC 68, Fresno State 63, Boise State 44, Iowa 28.

Women

100/Race 1: 1. Sau Ying Chan (USC) 11.69w, 2. Criswell (FrSt) 11.84, 3. Cole 12.01, 4. Holmes (Boise) 12.15, 5.

Multi-Team Meet at UC Irvine

March 26.

Men

100/Race 1: 1. Edwards (CPP) 10.77. **100/Race 2:** 1. B. Taylor (un) 10.74. **200:** 1. Edwards (CPP) 21.1. **400:** 1. Campbell (CPP) 47.90. **1500:** 1. Frisone (CSF) 3:52.22. **5000:** 1. Coulston (UC) 14:38.38. **400IH:** 1. Mayeda (UC) 51.70. **3000 Steeple:** 1. Bergstrom (Nike North) 8:46.5, 2. M. Tansley (CSF) 9:01.3. **400 Relay:** 1. Cal Poly Pomona 41.76. **1600 Relay:** 1. Cal Poly Pomona 3:14.9.

PV: 1. Arkell (Australia) 17-6 1/2, 2. Thorson (un) 16-6 3/4. **LJ:** 1. Schuffenhaur (Weber) 24-10 1/2. **TJ:** 1. Mitchell (Weber) 48-10 1/2. **DT:** 1. Clark (CSLA) 155-8. **HT:** 1. Clark (CSLA) 194-9. **JT:** 1. Kelsey (Weber) 213-2, 2. Schuffenhaur (Weber) 201-6.

Team Scores: Weber State 111, CS Los Angeles 54, Cal Poly Pomona 52, CS Fullerton 49, UC Irvine 34.

Women

100: 1. Posey (CSLA) 11.8. **400:** 1. Guialdo (un) 54.40, **800:** 1. Gorgis (CSLA) 2:11.20. **1500:** 1. Cox (Weber) 4:28.90, 2. Gorgis (CSLA) 4:33.55. **400 Relay:** 1. UC Irvine 47.9, 2. Weber State 48.0. **1600 Relay:** 1. Weber State 3:54.4.

HJ: 1. Johnston (Weber) 5-8. **SP:** 1. Hill (CSLA) 48-7 1/4, 2. Beauregard (CPP) 45-8. **DT:** 1. Hill (CSLA) 168-4, 2. Phillips (CSLA) 152-0, 3. Warr (CPP) 141-1.



KEISHA MARVIN


Photo by Kirby Lee

2. Carcione (Cal) 178-3. **JT:** 1. Johnson (UCLA) 225-1, 2. Marsh (TX) 208-10.

Team Scores: UCLA 84, Texas 64, California 55.

Women

100: 1. Noel (UCLA) 12.18 (.2 mps against), 2. Glenn (UCLA) 12.19. **200:** 1. Noel (UCLA) 24.89 (1.3 mps aiding). **400:** 1. Scott (UCLA) 53.27, 2. Tochluk (UCLA) 53.73, 3. Reynolds (Cal) 55.83, 4. Baldwin (UCLA) 55.88, 5. Crummie (Cal) 56.13. **800:** 1. Roldan (UCLA) 2:11.70. **1500:** 1. Hecox (UCLA) 4:27.52. **3000:** 1. Soderman



JOE BAILEY

Photo by Bill Cockerham

let (Cal) 14:04.4. **110HH:** 1. Flowers (UCLA) 13.93 (wind 2 mps against), 2. Stokes (TX) 13.98, 3. Spears (TX) 14.13, 4. Riley (TX) 14.36, 5. Moten (Cal) 14.49, 6. Anderson (UCLA) 14.67, 7. Simmons (Cal) 14.71. **400IH:** 1. McQuirk (Cal) 51.58, 2. Spears (TX) 52.09. **3000 Steeple:** 1. Harris (UCLA) 9:04.13, 2. Bupp (Cal) 9:12.57.

400 Relay: 1. UCLA (Shah, Allen, Reed, Bradley) 40.78, 2. Texas 40.94, 3. California 40.97. **1600 Relay:** 1. Texas (French, Pratt, Vaughn, Spears) 3:09.16, 2. California 3:09.52. **HJ:** 1. Duncan (TX) 7-0 1/4,

RESULTS



SAU YING CHAN

Photo by Bill Leung, Jr.

Conwright (USC) 12.17. **100/Race 2:** 1. Looney (Boise) 11.98. **200:** 1. Criswell (FrSt) 24.89. **400:** 1. Miller (USC) 52.76, 2. Dooley (FrSt) 54.08. **800:** 1. Cohon (FrSt) 2:11.91. **1500:** 1. Dawson (FrSt) 4:45.27. **3000:** 1. Herman (Boise) 9:58.5. **100 Hurdles/Race 1:** 1. Sau Ying Chan (USC) 13.07w (4 mps), 2. Missick (FrSt) 13.53, 3. Lipscomb (USC) 13.63, 4. Cole (FrSt) 13.97, 5. Ue-sugli (Japan) 14.19, 6. Bailey (Boise) 14.66. **100 Hurdles/Race 2:** 1. Collet (FrSt) 14.55w (4.2 mps). **400 Hurdles:** 1. Harrison (FrSt) 61.83. **400 Relay:** 1. USC (Chan, Jayasinghe, Conwright, Miller) 45.23, 2. Fresno State 45.66, 3. Boise State 45.97. **1600 Relay:** 1. Fresno State (Harrison, Dooley, Cohon, Wilson) 3:49.55, 2. Boise State 3:54.56.

HJ: 1. Ohta (Japan) 5-8. **LJ:** 1. Rascoe (Boise) 18-11 1/2. **TJ:** 1. Ferguson (Boise) 38-10 1/2. **SP:** 1. Magno (Boise) 41-4 1/2. **DT:** 1. Darden (FrSt) 136-3. **JT:** 1. Aoshima (Japan) 156-2, 2. Sakuba (Japan) 150-4, 3. Haynes (USC) 148-3, 4. Bonner (Boise) 145-5, 5. Kiyama (Japan) 144-5.

Team Scores: Fresno State 62, Boise State 55, USC 53.

Northridge Invitational March 26. Cal State Northridge.

Man

5000m/B: 1. G. Tadese (FresPacif) 15:15.66, 2. N. Jobe (UCSB) 15:21.68, 3. E. Robinson (Westmt) 15:40.20. **110m HH:** 1. B. Kearse (RivCC) 14.43, 2. H. Craig (RivCC) 14.45, 3. C. Youngblood (CSUN)

14.95. **400m Relay:** 1. Riverside CC "A" 41.18, 2. CS Bakersfield 41.23, 3. Claremont Mudd Scripps 43.62. **100m:** 1. Maxie (un) 10.91, 2. D. Gildersleeve (un) 10.93, 3. S. Clark (CSB) 10.97. **400m/H:** 1. B. Kearse (RCC) 52.87, 2. H. Craig (RCC) 53.09, 3. M. Hally (RCC) 55.59. **200m:** 1. K. Jones (CSB) 21.64, 2. M. Lewis (SoBay Track) 21.67, 3. M. Evans (CSUN) 21.93.

5000m/A: 1. D. Cullum (UCSB) 15:01.34, 2. M. Sinderson (AntVly) 15:05.36, 3. Salberg (un) 15:13.94. **PV/A:** 1. K. Morris (UCSB) 16-0, 2. D. Rynearson (un) 16-0, 3. T. Parker (un) 15-6.25. **PV/B:** 1. M. Cassayne (UCSB) 14-0, 2. J. Gump (Glendale) 14-0, 3. A. Gupta (UCSB) 13-6.25. **JT/A:** 1. Murakami (un) 223-3, 2. Hasegawa (un) 211-9, 3. M. McClintock (CSUN) 198-7. **JT/B:** 1. R. McIntosh 150-5. **LJ/A:** 1. J. Price (un) 23-6.25, 2. C. Perry (CSUN) 23-1.25, 3. E. Bailey (CSUN) 22-2.25. **LJ/B:** 1. M. Hally (RCC) 21-9.5, 2. S. Hall (RCC) 20-11.25, 3. F. Wang (Clare) 20-8.

SP/A: 1. R. Chronister (un) 60-6, 2. J. Hicks (CSUN) 59-11, 3. B. McDaniel (un) 57-8.25. **SP/B:** 1. J. Renteria (Grossmont) 46-10.25, 2. S. Ross (Clare) 44-6, 3. T. Hewitt (SanBernVly) 42-7. **HJ/A:** 1. T. Williams (LBCC) 6-9.75, 2. E. Jones (Clare) 6-8, 3. G. Manville (un) 6-6. **HJ/B:** 1. G. Jeffery (Clare) 5-10, 2. D. Lindsey (SanBernVly) 5-10, 3. A. Moss (SanBernVly) 5-10. **DT/A:** 1. R. Chronister (un) 169-7, 2. M. Wilson (CSB) 162-7, 3. M. Godbehare (CSB) 159-6. **DT/B:** 1. C. Williams (SWCollege) 106-11, 2. B. Frazier (AntVly) 102-0, 3. Franklin (LA Trade) 85-6. **TJ/A:** 1. C. Rogers (un) 52-7.2, 2. D. Robinson (CSB) 49-6.2, 3. C. Tharrington (CSUN) 49-8.7. **TJ/B:** 1. E. Jones (Claremont) 45-10.5, 2. A. Sutton (Claremont) 45-5.2, 3. P. Hellrich (SanBernVly) 42-11.5.

Woman

3000m: 1. A. Bell (UCSB) 10:58.60, 2. H. Backer (Whittier) 11:28.89, 3. K. Houchin (FresPacif) 11:29.90. **400m Relay:** 1. CS Bakersfield 48.85, 2. San Bernardino Vly 52.55, 3. Claremont Mudd Scripps 53.56. **1500m:** 1. B. Levy (UCSB) 4:44.19, 2. J. Thomas (UCSB) 4:45.80, 3. Hadley (UCSB) 4:53.19. **400m:** 1. S. Brown (CSB) 57.42, 2. L. Hudson (CSB) 58.37, 3. A. Connole (Grossmont) 59.71. **800m:** 1. D. Williams (RCC) 2:11.28, 2. L. Miller (CSUN) 2:13.47, 3. C. Gaskin (un) 2:14.60. **1600m Relay:** 1. CS Bakersfield 3:51.75, 2. Riverside CC 3:52.07, 3. UC Santa Barbara 4:04.28.

LJ: 1. T. House (CSUN) 19-6.75, 2. C. Ellison (CSUN) 17-7, 3. R. Fields (RCC) 17-5.25. **JT/B:** 1. N. Harris (Glendale) 100-5, 2. Allen (LA Trade) 68-11, 3. C. Chavez (SanBernVly) 64-1. **JT/A:** 1. K. Dunn (CSUN) 148-11, 2.

D. Gifford (AntVly) 132-6, 3. S. Gillispie (ClarMudd) 108-2. **SP/A:** 1. R. Brown (un) 52-2, 2. T. Stricklin (CSUN) 45-10.5, 3. B. Burton (CSUN) 43-6. **SP/B:** 1. K. Scott (Grossmont) 36-10.5, 2. N. Harris (Glendale) 35-1.25, 3. C. Cavaletto (UCSB) 34-0.75.

HJ/A: 1. C. Moulton (CSB) 5-6, 2. J. Rusher (UCSB) 5-4.25, 3. S. DiMarco (un) 5-4.25. **HJ/B:** 1. M. Theriault (Glendale) 5-2.25, 2. L. Bradley (UCSB) 5-0.25, 3. Allen (LA Trade) 4-6. **DT/A:** 1. T. Stricklin (CSUN) 159-1, 2. B. Burton (CSUN) 124-8, 3. N. Harris (Glendale) 100-1. **DT/B:** 1. D. Gifford (AntVly) 118-4, 2. R. Ortiz (Grossmont) 118-3, 3. S. Doddridge (AntVly) 114-3. **TJ/A:** 1. A. Moses (un) 39-7.2, 2. T. House (CSUN) 39-1.2, 3. R. Fields (RCC) 36-4.7. **TJ/B:** 1. S. Thompson (CSB) 38-3.5, 2. T. Burnett (un) 37-4.5, 3. M. Murphy (Clare) 34-9. **3000m:** 1. Hadley (UCSB) 10:17.27, 2. K. Brabberry (UCSB) 10:22.26, 3. Olson (Grossmont) 10:35.54.

Mustang Open

April 2. San Luis Obispo

Man

HT: 1. David Popejoy (Stanford) 223-03, 2. Robert Clark (CSLA) 195-9, 3. Toby Norwood (Stan) 195-6, 4. Robert Dilts (UCDavis) 191-7, 5. Monte Wilson (CSBklid) 179-2. **LJ:** 1. William McCoy (CSLA) 24-01, 2. Jason Robinson (Stan) 23-07.5, 3. Maurice Eaglin (CPSLO) 23-03.5, 4. Tyler Munson (BYU) 23-03.25, 5. Mike Petersen (UCD) 23-00.5. **SP:** 1. Pete Swanson (Stan) 57-00.75, 2. Matt Karsevar (Stan) 55-09.25, 3. Matt Godbehare (CSB) 54-08.25, 4. Jason Anderson (BYU) 50-06.75, 5. Toby Norwood (Stan) 49-07.75. **JT:** 1. John Roldan (Stan) 168-09, 2. Matt Hooper (un) 168-03, 3. Darrin Garcia (CPSLO) 151-07, 4. Kevin Eubanks (CSB) 136-06, 5. Brian Goodwin (CPSLO) 129-07. **400m Relay:** 1. CSLA 41.39, 2. UC Davis 42.07, 3. Stanford 42.82.

3000m Steeple: 1. Brian Zmijewski (Stan) 9:44.07, 2. Ryan Winn (CPSLO) 9:52.22, 3. Oscar Orizar (CSLA) 10:02.93, 4. Jason Dressler (Humboldt) 10:8.39. **400m:** 1. Sean Maye (un) 46.52, 2. Russell Hester (CSB) 47.64, 3. Gerald McCladdie (CSB) 48.21, 4. John Hensley (CSLA) 48.29, 5. Gary Hill (BYU) & Terence Rice (CSChico) 49.26. **DT:** 1. Jeff Buckley (Stan) 177-03, 2. Matt Karsevar (Stan) 169-06, 3. Jared Passey (BYU) 165-06, 4. Monte Wilson (CSB) 165-01, 5. Robert Clark (CSLA) 164-01. **HJ:** 1. John Gamber (UCD) 6-8, 2. Brock Chase (Humboldt) 6-8, 3. Travis Clark (Stan) 6-6, 4. Simon Shirley (un) 6-6, 5. Chris Bane (CPSLO) 6-6. **110m Hurdles:** 1.

Michael Jones (BYU) 14.14, 2. Dave Townsend (UCD) 14.63, 3. Quincy Ruffin (Chico) 14.74, 4. Tovi Abello (Stan) 14.76, 5. Kirk Sweetnam (BYU) 14.79. **100m:** 1. Barry Smith (CSLA) 10.54, 2. Ivory Veale (Chico) 10.58, 3. Mark Godfrey (BYU) 10.74, 4. Andrew Bach (UCD) 10.80, 5. Arnold Hardy (UCD) 10.81.

TJ: 1. DeAndre Roberson (CSB) 50-6.25, 2. Andrew Hill (CPSLO) 50-0, 3. Brian Manning (Stan) 49-01, 4. Mark Godfrey (BYU) 48-10, 5. William McCoy (CSLA) 48.86. **PV:** 1. Jamie Marek (Stan) 16-10.75, 2. Chris Thorson (CPSLO) 16-10.75, 3. Brett Whitford (CPSLO) 16-10.75, 4. Dwayne Dawson (CPSLO) 16-10.75, 5. Ty Jacobsen (BYU) 15-11. **1500m:** 1. Coley Candaele (CPSLO) 3:49.60, 2. Dan Heid (CPSLO) 3:51.54, 3. Rick Saster (BYU) 3:55.86, 4. Dava Wasserman (Humboldt) 3:56.31, 5. Eric Spayde (Stan) 3:56.74. **200m:** 1. Sean Maye (un) 21.20, 2. Jimmie Johnson (Stan) 21.33, 3. Ivory Veale (Chico) 21.35, 4. Barry Smith (CSLA) 21.62, 5. Ruben Benitez (CSLA) 21.71.

400m Hurdles: 1. Michael Jones (BYU) 52.94, 2. Justin Heimann (CPSLO) 53.77, 3. Kirk Sweetnam (BYU) 54.77, 4. Stacy Gibson (Chico) 55.30, 5. Jason Gibbs (CSLA) 55.71. **800m:** 1. Coley Candaele (CPSLO) 1:51.83, 2. Dan Heid (CPSLO) 1:51.89, 3. Robert Price (Chico) 1:52.76, 4. Erick McBride (CSBkl) 1:52.79, 5. Dave Wasserman (Humboldt) 1:54.22. **5000m:** 1. Mark Johansen (BYU) 14:28.40, 2. Brandon Richards (BYU) 14:42.01, 3. Brandon Rhodes (BYU) 14:46.67, 4. Rob Reeder (Stan) 14:48.71, 5. Matt Hempel (CPSLO) 15:18.18. **1600m Relay:** 1. CS Bakersfield 3:14.25, 2. CS Los Angeles 3:14.84, 3. Stanford 3:15.84.

Woman

DT: 1. Janet Hill (CSLA) 174-3, 2. Jennifer Peters (CPSLO) 161-8, 3. Kimya Phillips (CSLA) 151-5, 4. Erica Ahmann (CPSLO) 148-4, 5. Deb Templeton (Stan) 138-5. **HJ:** 1. Clarissa Moulton (CSB) 5-6, 2. Julie Tingle (un) 5-4, 3. Denise Mahoney (CPSLO) 5-4, 4. Diane Korbel (CPSLO) 5-4, 5. Jackie Bridgeman (Stan) 5-2. **5000m:** 1. Ceci St. Geme (un) 16:23.0, 2. Stefanie Jensen (Stan) 17:36.0, 3. Andrea Garner (Stan) 17:43.0, 4. Jolly Earle (un) 17:58.0, 5. Sara Flores (Humboldt) 18:13. **400m Relay:** 1. Stanford 48.45, 2. CSLA 48.63, 3. CS Bakersfield 49.33. **LJ:** 1. Stacy Thompson (CSB) 19-11, 2. Tyla Holt (Stan) 19-0, 3. Kim Burton (Stan) 18-6.5, 4. Jackie Bridgeman (Stan) 18-05.25, 5. Diane Korbel (CPSLO) 17-11.25. **SP:** 1. Janet Hill (CSLA) 45-9.75, 2. Erica Ahmann (CPSLO) 40-1.5, 3. Deb Templeton (Stan) 39-5, 4. Miranda

RESULTS

Shafer (Humboldt) 38-10.5, 5. Tracy Doherty (UCD) 38-6.75.

JT: 1 & 2 unknown, 3. Jen McCormick (Stan) 162-4, 4. Alison Eilerts (CPSLO) 134-6, 5. Francis Bynum (Chico) 116-8. **400m:** 1. Meredith Rainey (Foot Locker) 53.74, 2. Juan Ball (Humboldt) 55.96, 3. Monica Hoggat (Stan) 57.54, 4. Barbie Jones (CPSLO) 59.35, 5. Erin Green (CSB) 1:00.49. **100m Hurdles:** 1. Marsha Guaido (un) 13.80, 2. Christy Boyd (Stan) 14.25, 3. Julita Patil (UCD) 14.50, 4. Kim Burton (Stan) 14.92, 5. Sarah Beesley (Humboldt) 15.10. **100m:** 1. Marsha Guaido (un) 11.77, 2. Oshonda Posey (CSLA) 11.96, 3. Lori Linker (CPSLO) 12.73, 4. Sherry Davis (Chico) 12.85, 5. Jean Yokoyama (CSLA) 13.07. **1500m:** 1. PattiSue Plumer (Nike Int) 4:32.01, 2. Dena Day (Stan) 4:36.78, 3. Marisol Pedraza (CSLA) 4:37.81, 4. Kelly Flathers (CPSLO) 4:39.30, 5. Sarah Truit (Stan) 4:40.19.

200m: 1. Juan Ball (Humboldt) 24.24, 2. Oshonda Posey (CSLA) 25.29, 3. Jackie Bridgeman (Stan) 25.68, 4. Erin Green (CSB) 25.72, 5. Cari Stenger (UCD) 25.86. **400m Hurdles:** 1. Stacy Thompson (CSB) 1:04.14, 2. Abby Hoover (Stan) 1:04.44, 3. Desirree Green (CSB) 1:05.14, 4. Jen Dalton (Stan) 1:06.23, 5. Katie Brown (UCD) 1:06.72. **TJ:** 1. Florence Adu (Stan) 39-10.5, 2. Stefanie Hanf (UCD) 38-04.75, 3. Vanessa Kale (UCD) 36-10.25. **800m:** 1. Meredith Rainey (Foot) 2:07.75, 2. PattiSue Plumer (Nike Int) 2:13.67, 3. Monal Chokshi (Stan) 2:14.21, 4. Marisol Pedraza (CSLA) 2:15.17, 5. Teressa Di-Perne (un) 2:16.37. **3000m:** 1. Ganet Garois (CSLA) 9:51.12, 2. Angela Orefice (CPSLO) 10:03.19, 3. Laura Doering (UCD) 10:16.07, 4. Laura Hayward (Stan) 10:22.16, 5. Ann Sheehy (Stan) 10:28.24. **1600m Relay:** 1. CS Bakersfield 3:55.43, 2. Humboldt 3:56.36, 3. Stanford 3:56.38.

Riverside Invitational

April 2. UC Riverside.

Men

100: 1. Patterson (RivCC) 10.36, 2. Hargraves (UCR) 10.46, 3. T. Williams (Mizuno) 10.49, 4. Middleton (Mt.SAC) 10.80, 5. Bello (LBCC) 10.84. **200:** 1. T. Williams (Mizuno) 20.64, 2. M. Lewis (SoBay) 21.41, 3. Bello (LBCC) 21.69, 4. Lankford (El Camino) 21.85. **400:** 1. Edwards (CP Pom) 46.29, 2. Lankford (ElCam) 47.69. **800:** 1. Santos (Cuyamaca) 1:48.3, 2. Ono (un) 1:48.7, 3. Ward (Asics) 1:49.5, 4. Kastor (Asics) 1:50.4. **1500:** 1. Kobayashi (Japan) 3:48.0, 2. Das Neves (Cuya) 3:48.2, 3. Merchoud (RCC) 3:48.4, 4. Greer (SDTC) 3:49.3, 5. Martinez (MSAC) 3:51.9. **5000:** 1. Valasquez (un)

14:28.4. **10,000:** 1. W. Ashford (un) 29:11.9, 2. Gidabuday (RCC) 29:13.4, 3. Reed (RCC) 30:24.0, 4. Quinones (CaCst) 30:39.4.

110HH: 1. Benoy (Springco) 13.82, 2. Terry (World Class) 13.99, 3. D. Ashford (SoBay) 14.13, 4. Smith (un) 14.24, 5. Knight (un) 14.24, 6. Howard (RCC) 14.62. **400IH:** 1. Howard (RCC) 52.08, 2. Ford (LBCC) 52.84, 3. Cam (CSUN) 53.28. **3000SC:** 1. Smart (RCC) 9:07.6, 2. Nelson (Asics) 9:8.9, 3. Sallberg (Glendale) 9:22.7. **400 Relay:** 1. Riverside CC 40.80, 2. CS Northridge 41.30, 3. Cal Poly Pomona 41.49, Mt. SAC 41.70, 5. Rancho Santiago 41.80. **1600 Relay:** 1. CS Northridge 3:13.82, 2. Cal Poly Pomona 3:14.42, 3. Long Beach CC 3:14.50, 4. Fullerton JC 3:19.15.

HJ: 1. Bowling (un) 7-0, 2. Carlson (FullJC) 6-10 1/4. **PV:** 1. Reedy (LBCC) 15-6, 2. Stanfield (LBCC) 14-6. **LJ:** 1. J. Price (un) 24-6 1/2. **TJ:** 1. Jordan (LBCC) 51-9, 2. Li (AzPac) 51-2, 3. M. Thomas (un) 49-10 3/4. **SP:** 1. Bustamante (AzPac) 51-8. **DT:** 1. Olukov (un) 166-2. **HT:** 1. M. Williams (un) 192-11, 2. Susank (Clar-Mudd) 192-4, 3. Gayles (CSUN) 188-6 1/4. **JT:** 1. Davis (SD Mesa) 191-9.

Women

100: 1. Walker (RCC) 11.96, 2. Mitchell (LBCC) 12.26. **200:** 1. Yusel (AzPac) 23.58, 2. Ellison (CSUN) 24.86. **400:** 1. McCloskey (CSUN) 56.21, 2. Morgan (Glendale) 56.93. **800:** 1. Dawn Williams (RCC) 2:08.9, 2. Moses (UCR) 2:09.7, 3. Runyan (SDTC) 2:10.0, 4. Nanista (SDTC)



JEFF CORREIA

Photo by Bill Cockerham

2:10.3. **1500:** 1. Wipple (Asics) 4:43.5. **3000:** 1. Knitter (Wis/StvPt) 10:01.5. **5000:** 1. Shiferaw (RCC) 16:45.5, 2. Nakamura (ElCam) 17:50.9. **10,000:** 1. Luna (UCR) 38:36.3. **100 Hurdles:** 1. Dor. Williams (Goldwin) 13.84, 2. Campbell (AzPac) 14.53, 3. Young (SDTC) 14.69. **400 Hurdles:** 1. Poulan (Nike) 59.13, 2. Knijn (SDTC) 59.32, 3. Vigilant (LBCC) 62.97.

400 Relay: 1. Long Beach CC 47.18, 2. El Camino 47.46, 3. Riverside CC 47.52, CS Northridge 48.13. **1600 Relay:** 1. Long Beach CC 3:44.45, 2. El Camino 3:45.44, 3. Azusa Pacific 3:46.42. **HJ:** 1. Cunningham (RCC) 5-2. **LJ:** 1. N. Erving (un) 20-6. **2. House (CSUN) 20-0, 3. Bryant (LBCC) 19-5. SP:** 1. Young (SDTC) 47-2, 2. Beauregard (CPP) 45-3 1/2, 3. Smith (SDMesa) 45-2. **TJ:** 1. House (CSUN) 39-6 3/4, 2. Hodges (ElCam) 38-11, 3. Carver (LBCC) 37-10, 4. Kinard (SMonJC) 37-6. **DT:** 1. Warr (CPP) 1417, 2. Bryant (MSAC) 139-1. **HT:** 1. Beard (AIA) 150-3. **JT:** 1. Beard (AIA) 148-9.

66th Bob Mathias

Fresno Relays

April 8-9. Ratcliffe Stadium, Fresno.

Open-invitational Men

100 Yard Dash: 1. Jeff Williams (Reebok) 9.42, 2. Barnes (Keiser TC) 9.49, 3. Carrigan (Merritt College) 9.51, 4. Laynes (USC) 9.53, 5. Mahorn (Canada) 9.60.

Mile: 1. Matt Giusto (Foot Locker) 4:04.53, 2. Harris (Fresno St) 4:04.75, 3. Sorenson (un) 4:06.43, 4. Ave (Mt. West TC) 4:07.79, 5. Morrison (Mt. West TC) 4:07.82.

110m Hurdles: 1. Eugene Swift (un) 13.23, 2. Reading (Accusplit) 13.34, 3. Li (Nike Inter) 13.38, 4. Benoy (Springco) 13.55, 5. Terry (Asics) 13.64.

10,000m: 1. Orozco (Taft) 31:12, 2. Hermes (AIA) 31:19, 3. Dullem (UCSB) 32:08, 4. Jobe (UCSB) 32:24, 5. Davila (CCSF) 32:53.

3000m Steeplechase: 1. Bapp (Cal) 9:16.8, 2. Johnston (Taft) 9:26.9, 3. Duarte (FSU) 9:32.5, 4. Tejedor (CEAT, Spain) 9:33.4, 5. Engel (Pt. Loma TC) 9:37.2.

Pole Vault: 1. Dean Starkey (Reebok) 18-0 1/2, 2. Fraley (Reebok) 17-8 1/2, 3. Bright (Mizuno) 17-8 1/2, 4. Johnson (CLN) 17-4 1/2, 5. Willard (CLN) 17-4 1/2.

Open-intercollegiate Men

100m: 1. Bowen (FSU) 10.25, 2. Smith (CSLA) 10.55, 3. Jones (UCSB) 10.55. **400 Relay:** 1. USC 40.03, 2. Remi TC 41.11, 3. CSLA 41.23. **Long Jump:** 1. Diatore Gildersleeve (un) 25-1 1/2, 2. Smith (un) 24-9 1/4, 3. Hui-Fang-Nai (Taiwan) 24-8. **200m:** 1. Jeff Williams (Reebok)

20.31, 2. Bowen 20.95, 3. Thigpen (Remi TC) 21.29.

1600 Relay: 1. Taft College 3:11.44, 2. Cal 3:11.96, 3. CS Los Angeles 3:14.38. **1500m:** 1. Alexander (FSU) 4:01.1, 2. Fierro (Stanford) 4:01.6, 3. Stephens (Infinity TC) 4:02.0. **Hammer:** 1. Balazcs Kiss (USC) 238-0, 2. Susank (Claremont-Mudd Scripps) 195-11, 3. Norwood (Stanford) 194-10.

Javelin: 1. Todd Riech (FSU) 258-6, 2. Collatz (un) 230-8, 3. Feamley (USC) 225-1. **Discus:** 1. John Wirtz (un) 188-11, 2. Chronister (un) 185-4, 3. Kirchoff (USC) 184-10. **High Jump:** 1. Sheldon Blockburger (Visa TC) 7-0, 2. Plab (Goldwin) 7-0, 3. Keene (Cal) 7-0.

Discus (Men's Development): 1. Tighe (LgBchSt) 39.68, 2. Epting (Humboldt) 38.62, 3. Gartin (CSLBI) 34.00. **Long Jump (Men's Development):** 1. Frudakis (un) 20-11 1/4. **High Jump (Men's Development):** 1. Brogan (FSU) 6-0, 2. Wagoner (FSU) 5-10. **Discus (Men's Development):** 1. Jaffe (LgBchSt) 130-2, 2. Epting (Humboldt) 127-4, 3. Gartin (LgBchSt) 111-6.

Shot Put: 1. Billy McDaniel (un) 57-8 1/2, 2. Swans (Stanford) 55-6 1/2, 3. Karsevar (Stanford) 55-1 1/2. **Triple Jump:** 1. Bush (CS Stanislaus) 52-0 1/2, 2. Gildersleeve (un) 51-10 1/2, 3. Ozolins (Cal) 51-6 1/2. **Pole Vault:** 1. Cox (FSU) 17-9.

400m: 1. Rodriguez (Stanford) 47.37, 2. Hestor (CSBKfld) 47.42, 3. Harrison (Hartnell) 47.73. **800m:** 1. Roger Chagon (un) 1:51.39, 2. Garcia (UCSB) 1:51.94, 3. Spina (Asics) 1:52.01. **110HH:** 1. Simmons (Cal) 14.09, 2. Foster (FSU) 14.21, 3. Moten (Cal) 14.29.


Junior College Men

200m: 1. McDonald (SacCC) 21.46, 2. King (Taft) 21.75, 3. Sterling (Taft) 21.91. **Discus:** 1. Dumble (Bkfld) 168-11, 2. McKeown (Moorpark) 161-2, 3. Flynt (Bkfld) 156-2. **400:** 1. Sheppard (SacCC) 47.5, 2. Kendricks (Bkfld) 48.7, 3. Forbes (Cuesta) 49.1. **Javelin:** 1. Cetina (Citrus) 182-7, 2. Hepp (Fresno CC) 170-0, 3. Bigham (Fresno CC) 161-6.

1500m: 1. Johnston (Taft) 4:03.12, 2. Luce (Moorpark) 4:03.4, 3. Garcia (Citrus) 4:06.55. **Pole Vault:** 1. Davis (Cuesta) 15-0, 2. Lubock (Moorpark) 14-0, 3. Cook (FCC) 14-0. **Hammer:** 1. Dumble (Bkfld) 165-4, 2. Flynt (Bkfld) 160-9, 3. Cam (FCC) 147-2. **Long Jump:** 1. Morales (FCC) 24-3, 2. Davis (SacCC) 23-8 1/4, 3. Sanders (SacCC) 23-6. **Triple Jump:** 1. Davis (SacCC) 48-6, 2. Jones (Contra Costa) 47-2 3/4, 3. Frazier (FCC) 47-0 1/4.

Shot Put: 1. McKeown (Moorpark) 51-2, 2. Dumble (Bkfld) 44-9 1/4, 3. DeMartini (Skyline) 44-6 1/4. **High**

RESULTS



SUE REMBAO

Photo by Marianne McNamara

Jump: 1. Parry (Taft) 6-6, 2. McCabe (Bkfld) 6-4, 3. Brown (Chabot) 6-2. 5000: 1. Malseed (Sequoias) 15.19, 2. Ferguson (Ventura) 15.39, 3. Kroh (Skyline) 15.46. 400H: 1. Hocka (Hartnell) 55.01, 2. Correia (Taft) 57.9, 3. Kreider (Moorpark) 58.43.

110HH: 1. Correia (Taft) 14.78, 2. Bigham (FCC) 15.01, 3. Mustafa (Moorpark) 15.54. 100: 1. King (Taft) 10.54, 2. Ferguson (FCC) 10.68, 3. Sterling (Taft) 10.68. 1600m Relay: 1. Sacramento CC 3:11.9, 2. Chabot 3:26.6, 3. Moorpark 3:27.8. 400m Relay: 1. Sacramento CC 40.51, 2. CC San Francisco 41.98, 3. Fresno CC 42.17. 800m: 1. Laon (Taft) 1:58.56, 2. Garcia (Citrus) 1:58.69, 3. Scheiman (Moorpark) 1:58.83.

Open-Invitational Women

Triple Jump: 1. Sheila Hudson (Reebok) 45-6, 2. Hudson (FSU) 41-6, 3. Littlepage (Cal) 40-9.

Open-Intercollegiate Women

High Jump: 1. Sue Rembao (Nike) 5-11 1/2, 2. Moulton (CSBkfld) 5-9 1/4, 3. Mendonca-Olivas (un) 5-8 1/4. 400 Relay: 1. Fresno State 47.50, 2. Stanford 48.15, 3. Long Beach St. 48.68. Shot Put: 1. Brown (SacCC) 51-4 1/2, 2. Carter (un) 50-4, 3. Hill (CSLA) 48-3 1/4. Javelin: 1. Carroll (SMTc) 175-1, 2. McCormick (Stanford) 160-4, 3. Raine (SMTc) 153-7. Discus: 1. Barnes (Nike) 186-7, 2. Hill (CSLA) 181-1, 3. Peters (CPSLO) 168-11. Long Jump: 1. Edwards (Mizuno) 20-9 3/4, 2. Carter (un) 20-4 1/2, 3. Odita (Sac TC) 19-11 1/2. 800m: 1. Jacobs (Mizuno) 2:03.72, 2. DiMuro (Mt. West TC) 2:06.03, 3. Lieder (Reebok) 2:08.24.

1500: 1. Luis (CSStanislaus) 4:30.90, 2. Morgan (Asics) 4:34.55, 3. Watson (Stanford) 4:36.16. 1600

Relay: 1. FSU 3:48.20, 2. CS Bakersfield 3:58.50, 3. CS Stanislaus 4:00.24. 5000 (no times): 1. Brooke Mabe (LgBchSt), 2. Bradbury (UCSB), 3. Kileen (CS Fullerton). 3000m: 1. Draughton (Mt. West TC) 9:41.95, 2. Soderman (Cal) 9:53.26, 3. Pando (LgBchSt) 10:00.46.

1500m: 1. Marjorie (Stanford) 4:46.2, 2. Sheehy (Stanford) 4:48.1, 3. Bower (LgBchSt) 4:49.1. 400 Hurdles: 1. Henlon (Cal) 1:01.2, 2.



TANYA DOOLEY

Photo by Marianne McNamara

Hinds (LgBchSt) 1:02.2, 3. Boyd (Stanford) 1:03.4. 400: 1. Tanya Dooley (FSU) 54.27, 2. Richardson (FSU) 55.69, 3. Ball (Humboldt St) 56.26. 100Hurdles: 1. Couch (Asics) 13.34, 2. Guialdo (Nike) 13.35, 3. Missick (FSU) 13.63.

100m: 1. Jackson (Fresno StCC) 11.72, 2. Criswell (FSU) 11.80, 3. Ball (Humboldt) 11.84.

Junior College Women

Long Jump: 1. Brown (Hartnell) 18-9 1/2, 2. McClain (SacCc) 17-1, 3. Heilbet (FCC) 16-10 3/4. 200m: 1. Greene (Merced) 25.22, 2. Hunter (San Francisco) 25.47, 3. Williams (Contra Costa) 25.85. 1500m: 1. Sanchez (Ventura) 5:04.01, 2. Gerhard (Moorpark) nt, 3. Bermudez (Citrus) 5:08.16. Shot Put: 1. Stephney (FCC) 42-2 1/2, 2. Newell (Contra Costa) 41-6 1/2, 3. Hampton (Bkfld) 41-2 2/3.

High Jump: 1. Woods (Citrus) 5-4, 2. Brown (Hartnell) 5-2, 3. Spencer (Citrus) 5-2. Triple Jump: 1. Loftin (SacCC) 34-4 3/4, 2. Heilbet (FCC) 33-8 3/4, 3. Medcalf (Citrus) 32-10 3/4. 400 Hurdles: 1. Runyan (Moorpark) 1:8.2, 2. Hadley (Chabot) 1:10.9, 3. Tisdale (Sac) 1:11.3. 100 Hurdles: 1. Brown (Hartnell) 14.95, 2. Jackson (Chabot) 15.04, 3. Hadley (Chabot) 16.18.

1600 Relay: 1. Merritt 3:56.05, 2. CC San Francisco 4:06.18, 3. Sacto CC 4:08.56. 400m: 1. Stephens (Merritt) 56.30, 2. Ogans (San Francisco) 58.25, 3. Arguillo (Sacto) 59.89. 100m: 1. Todd (SacCC) 12.26, 2. Alensworth (SacCc) 12.39, 3. Williams (Contra Costa) 12.49.

400 Relay: 1. Sacramento CC 48.08, 2. CC San Francisco 48.54, 3. Cuesta 51.35. 800m: 1. Orozco (Hartnell) 2:21.04, 2. Rowden (Merritt) 2:21.22, 3. DeGroot (Sequoias) 2:23.76. 3000m: 1. Sanchez (Ventura) 10.40.1, 2. Bermudez (Citrus) 10:40.5, 3. Aceves (Ventura) 10:48.2.

Javelin: 1. Ngo (SacCC) 117-8, 2. Brown (Hartnell) 115-1, 3. Calter (San Francisco) 108-11. Discus: 1. Dijkedra (Bkfld) 138-7, 2. Hampton 130-7, 3. Stephany (FCC) 125-4.

GSAC Championships

April 9. Azusa Pacific University.

Men

10,000m: 1. Goshu Tadese (Fresno Pacific) 32:13, 2. Jassen Strokosch (Westmont) 32:20, 3. Steve Pye (Azusa Pacific) 33:00. 4x100m Relay: 1. Azusa Pacific 42.90, 2. Westmont 43.96, 3. Pt. Loma 44.30. 3000m Steeplechase: 1. Bruce Foley (Pt. Loma) 9:31.71, 2. Phillip Livingood (Westmont) 9:35.99, 3. Brian Dowd (Westmont) 9:42.10.

1500m: 1. Tony Bergman (APU) 3:54.40, 2. Anthony Fisher (APU) 3:55.43, 3. Dennis Bourland (Pt. Loma) 3:55.56. 110m Hurdles: 1. David Fair (APU) 14.97, 2. Kostas Koutalas (Pt. Loma) 16.02, 3. Fred Patrick (APU) 16.16. 400m: 1. Jim Drake (Westmont) 49.81, 2. DJ Williams (APU) 51.12, 3. David Pope (APU) 51.99.

4x400m Relay: 1. Azusa Pacific 3:19.4, 2. Westmont 3:23.9, 3. Pt. Loma 3:28.6. Hammer: 1. Hugo Scevola

(Pt. Loma) 194-05, 2. Magnus Strandqvist (Pt. Loma) 184-08, 3. Rene Bustamante (APU) 171-09. Long Jump: 1. Hong Li (APU) 24-9.75, 2. Tage Peterson (APU) 23-07.25 (w +2.90), 3. David Fair (APU) 21-10.75 (w +2.90).

Shot Put: 1. Rene Bustamante (APU) 52-8.75, 2. Jon Davis (APU) 48-6.75, 3. Ryan Root (APU) 45-11.25.

High Jump: 1. Tage Peterson (APU) 7-0.25, 2. Ben Beal (APU) 6-10.25, 3. Ed Bowling (SoCalCol) 6-8.25. 100m:



TONY BERGMAN

Photo by Bill Cockerham

1. Allen Lollis (Westmont) 10.95, 2. Tage Peterson (APU) 11.00, 3. John Spier (APU) 11.31. 800m: 1. Erik Starkey (APU) 1:52.83, 2. Jon Colletti (APU) 1:53.28, 3. Jeff Lannen (Pt. Loma) 1:56.69.

400m Hurdles: 1. David Fair (APU) 54.69, 2. Kevin Glaspey (APU) 55.54, 3. Marc Syverson (Westmont) 1:00.69. 200m: 1. Kostas Koutalas (Pt. Loma) 22.09, 2. Allen Lollis (Westmont) 22.40, 3. John Spier (APU) 22.97. 5000m: 1. Todd Farrington (Westmont) 14:54.8, 2. John Gachau (APU) 14:59.2, 3. Kenneth Jansson (Pt. Loma) 14:59.7.

Javelin: 1. Nery Kennedy (Pt. Loma) 229-09, 2. Ralph Lycklama (APU) 180-4, 3. Gus Occiuzzo (Pt. Loma) 174-02. Pole Vault: 1. Luke Walker (APU) 17-01.75, 2. Tim Cockerell (APU) 15-03, 3. Josh Walker (APU) 13-11.25. Discus: 1. Rene Bustamante (APU) 155-06, 2. Jon Davis (APU) 154-06, 3. Eric Chirgwin (Westmont) 143-08.

Triple Jump: 1. Ben Beal (APU) 48-06 (w +3.00), 2. Charles Johns (APU) 47-01.5 (w +3.60), 3. John Johnson (APU) 44-02.75 (w +3.10).

Team Scores: 1. Azusa Pacific University 205, 2. Westmont College 91,

RESULTS

3. Pt. Loma Nazarene College 82, 4. Fresno Pacific College 27, 5. Southern California College 10.

Women

10,000m: 1. Shirley Rojas-Weller (Fresno Pacific) 40:21.7, 2. Sarah Laufer (APU) 40:53.5, 3. Heather Salisbury (So Calif) 41:49.4. **5000m:** 1. Misty Allen (Westmont) 17:50.59, 2. Rhonda Heise (APU) 19:04.53, 3. Kerry Sue Houchin (Fresno Pacific) 19:48.97. **4x100m Relay:** 1. Azusa Pacific 48.92, 2. Westmont 53.14, 3. Pt. Loma 55.04.

1500m: 1. Lupe Ambriz (Pt. Loma) 4:37.63, 2. Anna Halsabeck (Westmont) 4:47.84, 3. Thea Van Gordon (Pt. Loma) 4:50.60. **100m Hurdles:** 1. Michelle Campbell (APU) 14.11, 2. Carmen Gage (APU) 15.30, 3. Maddie Liesblad (Pt. Loma) 16.73. **400m:** 1. Elizabeth Sutton (APU) 58.80, 2. Chyllis Scott (Fresno Pacific) 1:07.15, 3. Lori Grant (Westmont) 1:08.84.

4x400m Relay: 1. Azusa Pacific 4:02.57, 2. Westmont 4:22.94, 3. Pt.

Loma 4:31.97. **Shot Put:** 1. Debbie Malachowski (APU) 38-10.25, 2. Melissa Stewart (APU) 35-11.5, 3. Sara Baczynski (Pt. Loma) 33-06.75. **High Jump:** 1. Mary Sauer (APU) 5-04.25, 2. Jennifer Fielding (Fresno Pacific) 5-02.25, 3. Terri Pruitt (APU) 5-02.25.

Javelin: 1. Debbie Malachowski (APU) 127-07, 2. Betsy Haverlandt (APU) 115-10, 3. Lara Foley (Pt. Loma) 100-08. **Long Jump:** 1. Carmen Gage (APU) 17-09.75 (w +2.20), 2. Janine Molina (Fresno Pacific) 15-07 (w +2.40), 3. Liesel Palmer (APU) 15-05.5 (w +2.10).

100m: 1. Fatima Yusef (APU) 11.69, 2. Michelle Campbell (APU) 12.99, 3. Sara Naylor (Westmont) 13.26. **400m Hurdles:** 1. Maddie Liesblad (Pt. Loma) 1:06.26, 2. Amy Johnson (Westmont) 1:12.13, 3. April Kaiser (Westmont) 1:18.58. **800m:** 1. Jeannine Davis (Pt. Loma) 2:18.01, 2. Nicole DeVries (APU) 2:18.11, 3. Brandy Pierce (Westmont) 2:21.40.

200m: 1. Fatima Yusef (APU) 23.80, 2. Sara Naylor (Westmont) 22.40, 3. Danielle Phipps (Pt. Loma) 28.81. **3000m:** 1. Lupe Ambriz (Pt. Loma) 10:05.27, 2. Miriam Niednagel (Westmont) 10:12.99, 3. Misty Allen (Westmont) 10:22.22. **Discus:** 1. Debbie Malachowski (APU) 142-06, 2. Melissa Stewart (APU) 130-01, 3. Melissa Cable (Westmont) 121-02. **Triple Jump:** 1. Terri Pruitt (APU) 35-03.25 (w +6.10), 2. Mary Sauer (APU) 34-02.75 (w +2.30), 3. Janine Molina (Fresno Pacific) 33-11.25 (w +5.30).

Team Scores: 1. Azusa Pacific University 144, 2. Westmont College 92, 3. Pt. Loma Nazarene College 72, 4. Fresno Pacific College 31, 5. Southern California College 9.

California Invitational Decathlon/Heptathlon

April 14-15, Azusa Pacific University.

Decathlon—A Section

1. Dave Johnson (Reebok) 8219, 2. Shawn Wilbourn (un) 7569, 3. Mario Sategna (LSU) 7357, 4. Tage Peterson (APU) 7175, 5. Marc Kallick (un) 7144, 6. LaMoin Garrard (un) 6945, 7. David Pope (APU) 6909, 8. Dave Pelton (SBarbTC) 6567, 9. Jim Sheridan (un) 6495, 10. Jack Hoyt (Falcon TC) 6011.

Decathlon—B Section

1. Steven Guthridge (GBritain) 7047, 2. Rich Hesketh (Calgary TW) 6876, 3. Livido Salvador (GBritain) 6791, 4. Andrew Lewis (GBritain) 6709, 5. Andrew Herman (un) 6684, 6. Matt Beary (U of Ill) 6569, 7. Derrick Harvey (U of NV/Reno) 6525, 8. Jon Holmen (Seattle Pacific) 6441, 9. Dave Fair (APU) 6414, 10. Mark Casayre (UCSB) 6290.

Heptathlon—A Section

1. Sharon Jaklofsky (Nike Int) 6052, 2. Nicole Hudson (Anderson Int) 5567, 3. Aii McKnight (U of NV/Reno) 5459, 4. Marika Veltman (un) 5318, 5. Claire Phythian (U of Ark) 5291, 6. Martha Harris (LSU) 5102, 7. Carmen Gage (APU) 4739, 8. Heather Sterlin (U of CO) 4629, 9. Janel Chandler (U of NV/Reno) 4481, 10. Jodi Pilcher (U of CO) 4262.

Heptathlon—B Section

1. Anna Wicklund (NAU) 4791, 2. Michelle Merritt (UCI) 4219, 3. Jenny Petite 4209.

Pomona-Pitzer Invitational

April 15, Strehle Track, Pomona College, Claremont.

Men—Combined Heats

100m: 1. Phil Goedock (GBR) 10.67, 2. Henrik Olsson (un) 10.68, 3. Michael Silander (un) 10.81, 4. Shawn Jones (SUtah) 10.84, 5. Wilem Ryan (Cheet) 10.85. **200m:** 1. Jason Lin (LV)

21.00, 2. Philip Goedock (GBR) 21.11, 3. DeShawn Perry (RunTC) 21.31, 4. Kenny Hall (CSUS) 21.38, 5. Keith Jones (CSUB) 21.55. **400m:** 1. Keith Jones (CSUB) 48.09, 2. David Mayeda (UCI) 48.14, 3. Mann Cannaday (un) 48.72, 4. Jon Bryant (un) 48.89, 5. Ryan Scott (Mank) 48.90. **800m:** 1. Jim Sorensen (AIA) 1:51.99, 2. Gus Harper (UCSB) 1:52.69, 3. Bruce Tyner (Mank) 1:52.91, 4. Dale Bahr (Mank) 1:52.92, 5. Jon Eric Thalman (un) 1:53.52.

1500m: 1. Jim Sorensen (AIA) 3:46.51, 2. Jason Brown (U Utah) 3:58.09, 3. Linh Le (UCR) 3:58.55, 4. Jeff Lynn (UCSB) 3:58.74, 5. Roman Morales (CSUS) 3:59.48. **5000m:** 1. Steven Sumison (U Utah) 14:53.49, 2. Kregg Chidester (U Utah) 15:03.01, 3. Jason Brown (U Utah) 15:10.10, 4. Travis Anderson (S Utah) 16:11.31, 5. Paul Rosser (un) 15:13.64. **3000m SC:** 1. Todd Farrington (West) 9:31.43, 2. Jose Vilanueva (CSUS) 9:40.58, 3. Jaime Bastidas (UCR) 9:51.08, 4. Brian Dowd (West) 10:03.14, 5. Jim Richards (GBR) 10:09.06.

110m Hurdles: 1. Tim Kroeker (VanOlyci) 13.80, 2. Derek Knight (un) 13.96, 3. Mande Brown (un) 14.61, 4. Derek Pye (IntEl) 14.66, 5. Richard Holmes (un) 14.82. **400m Hurdles:** 1. Tom Zverna (VanOlyci) 50.70, 2. Keardrick Washington (CSLA) 51.95, 3. Terrance Carn (CSUN) 53.11, 4. Nathan Busse (PP) 53.33, 5. Andrew White (UCSB) 53.57. **400m Relay:** 1. Inter. Elite 41.53, 2. Canada 41.61, 3. So Utah 42.41. **1600m Relay:** 1. UCSB "A" 3:17.01, 2. So Utah 3:17.15, 3. UCI 3:27.31.

LJ: 1. Curtis Loyd (S Utah) 23-10.75, 2. Chris Perry (CSN) 23-7, 3. Eric Johnson (Mank) 22-10.5, 4. Mario Thomas (CCC) 22-5, 5. William McCoy (CSLA) & Tim Bias (ULV) 22-3. **TJ:** 1. William McCoy (CSLA) 48-11.75, 2. Howard Stanford (CSUS) 48-5.25, 3. Ben Beal (APU) 47-7, 4. Mario Thomas (CCC) 46-0, 5. Chris Czerwinski (un) 45-8.5.

HJ: 1. Undrae Walker (CSUS) 7-1, 2. Ben Beal (APU) 6-10.75 & Dan Raates (AIA) 6-10.75, 4. Zaylore Stout (CSUF) 6-8.75, 5. Matt Pasche (Mank) 6-8.75. **PV:** 1. Craig Hagan (un) 16-4 3/4, 2. Adam Stratton (CSUS) 16-4 3/4, 3. Jason Hinkin (CSLB) 16-0 3/4, 4. Owen Clements (Can) 16-0 3/4, 5. Brett Williams (PP) & Brian Morris (OnTrack) 15-3. **SP:** 1. Rod Chronister (un) 56-11.75, 2. Billy McDaniel (un) 56-7.5, 3. Tim Kasper (Mank) 49-2.5, 4. Jim Hurtado (CSLA) 48-2.5, 5. Greg Bernard (un) 45-9.75. **JT:** 1. Alan Colatz (un) 239-0, 2. Ralph Lycklama (APU) 186-7, 3. Marc Sleenhof (UCSD) 182-5, 4. Geoff Bradshaw (CSUS) 181-11, 5, 5. Kevin Baca 179-2. **DT:** 1. Gary Kirchoff (USC) 176-4.5, 2. Rod Chronis-

Track & Field Headquarters



THE BIBLE. Track & Field News is the sport's monthly magazine. It's the way American fans have kept up with track for more than 40 years. \$31 yr.

GREAT TRACK HOLIDAYS. T&FN's tours division has taken more than 10,000 fans to the Olympics, the Track & Field World Championships, Olympic Trials, etc. since 1952.



BOOKS. T&FN is the world's foremost publisher and distributor of track & field books.

Write for our complete catalog.

Track & Field News, 2570 El Camino Real, Suite 606, Mountain View, CA 94040. 415/948-8188.

RESULTS

ter (un) 169-2.5, 3. Matt Vodherhere (CSUB) 164-7.5, 4. Ivy Calvin (CSUB) 163-6, 5. Monte Wilson (CSUB) 160-7.5 HT: 1. Balazs Kiss (USC) 244-7, 2. Marvin Williams (un) 202-7, 3. Joe Hicks (CSUN) 199-0, 4. Danowski (USC) 195-2, 5. Hugo Scavoia (PLNC) 192-9.

Women-Combined Heats

100m: 1. Tara Perry (CoqCheet) 11.95 (+2.29w) & Cheryl Porter (CSLA) 11.95 (+1.68), 3. Oshonda Posey (CSLA) 12.04, 4. Lynette Christian (W LA) 12.36, 5. Sandra Vuu (VanC) 12.38. **200m:** 1. Tara Perry (CoqCheet) 24.32, 2. Lynette Christian (W LA) 24.71, 3. Oshonda Posey (CSLA) 25.02, 4. Angelica Mosley (CSLB) 25.15, 5. Andrea Dean (UC) 25.17. **400m:** 1. Elizabeth Onyambu (Biola) 54.89, 2. Nadine Nembhara (CoqCheet) 55.46, 3. Latima Jones (un) 56.15, 4. Alena Hillson (VOC) 57.12, 5. Cheryl Porter (un) 57.61. **800m:** 1. Sarah Schwald (Ark) 2:10.95, 2. Desiree Owen (PhCol) 2:11.90, 3. Sheria Moses (UCR) 2:12.25, 4. Marisol Pedraza (CSLA) 2:13.43, 5. Rosetta Hunter (CPP) 2:14.05.

1500m: 1. Tanya Blake (Ark) 4:40.0, 2. Rosetta Hunter (CPP) 4:40.6, 3. Jeanne Davis (PLNC) 4:44.1, 4. Miriam Niednager (Westmt) 4:46.5, 5. Brandy Pierce (Westmt) 4:50.5. **3000m:** 1. Dayna Pack (U Utah) 10:09.94, 2. Paula Morrison (U Utah) 10:29.10, 3. Angie Diulio (UCSB) 10:31.16, 4. Melinda Courage (U Utah) 10:31.81, 5. Staci Brunton (CSUS) 10:41.92. **100m Hurdles:** 1. Michelle Campbell (APU) 14.26, 2. Karen Gubbels (CoqCheet) 14.28, 3. Lisa Shepard (UCSD) 15.01, 4. Maronke Sims (CSUN) 15.29, 5. Aldora George (CPP) 15.76. **400m Hurdles:** 1. Liz Morland (CoqCheet) 1:03.13, 2. Desiree Green (CSUB) 1:04.37, 3. Tami Olson (UCSB) 1:04.91, 4. Shanna Cooper (PhCol) 1:05.30, 5. Michaela Monahan (UCSD) 1:06.32. **400m Relay:** 1. CSLA 48.42, 2. CSU Stanislaus 50.15, 3. Phoenix College 50.57, 4. CSU Stanislaus 53.70, 2. Southern Utah 3:58.24, 3. UC Santa Barbara 4:01.56.

LJ: 1. Lynette Christian (W LA) 18-1.25, 2. Renee Sprowl (UCSD) 17-9.75, 3. Heather Mings (CSUS) 17-9, 4. Casie Lozano (CSUF) 17-5.5, 5. Michele Domingo (UCSD), Lisa Jacobs (CSUS) & Stacey Tate (CSUS) 16-11. **TJ:** 1. Lisa Shepard (UCSD) 37-7.75, 2. Maisha Parnell (CPP) 35-4.25, 3. Michele Domingo (UCSD) 35-4.25, 4. Terri Pruitt (APU) 34-11, 5. Marie Thrash (LV) 34-2.25. **HJ:** 1. Clarissa Moulton (CSUB) 5-8.75, 2. Jennifer Fielding (FresPac) 5-7, 3. Kalina Freeman (UCSB) 5-5, 4. Heather Mings (CSUS) 5-3, Julie Rusher (UCSB) 5-3, Tonia King

(CSLB) 5-3. **SP:** 1. Nicole Beauregard (CPP) 43-4.25, 2. Jodie Warr (CPP) 39-11.25, 3. Jen Rowley (CSUS) 37-1.75, 4. Lou Elison (S Utah) 36-5.75, 5. Donna Bruner (CSUF) 35-11.25. **JT:** 1. Nicole Schexnayder (S Utah) 140-7, 2. Elisa Henderson (CSLA) 115-11, 3. Jane Winer (LV) 115-10, 4. Betsy Haverlandt (APU) 111-9, 5. Terra Buccellato (CSLB) 111-2. **DT:** 1. Teresa Stricklin (CSUN) 164-7, 2. Kimya Phillips (CSLA) 155-0, 3. Jodie Warr (CPP) 151-7, 4. LaVera Clark (CSLA) 148-0, 5. Mary Wilson (UCSB) 129-9. **HT:** 1. LaVera Clark (CSLA) 149-5, 2. Donna Beard (AIA) 149-4, 3. Joy Bates (CSUS) 144-8, 4. Tara Monaghan (UCSD) 140-3, 5. Lillian Casas (CLU) 126-4.

Mt. SAC Relays

April 15-17. Walnut. Sections combined.

Community College - Men

5000m: 1. Cruz Gallegos (RCC) 14:32.5, 2. Luis Baca (MISAC) 15:21.8, 3. Ray Gomez (PasaCC) 15:22.4, 4. James O'Connor (MISAC) 15:24.4, 5. Larry Holland (Saddle) 15:30.6. **SP:** 1. Bram Riederich (GoldWest) 44-10 1/4, 2. John Thieken (ScottsCC) 44-4, 3. Mike Steinkeller (FullJC) 44-0 1/2, 4. Jacob Sada (SDMesa) 43-6, 5. Ed Hwang (GoldW) 42-8 1/4. **3000m SC:** 1. Jason Kroh (Skyline) 9:32.3, 2. Brian Cullum (Saddle) 9:40.7, 3. Adrian Baca (Glendale) 9:41.7, 4. Shaun Kilburn (PasaCC) 9:44.2, 5. Mark Taylor (RCC). **TJ:** 1. Zachary Haupt (SMCC) 47-6 1/4, 2. Brian Lawellin (Glendale) 44-6 3/4, 3. Santiago Delgado 44-4 3/4. **110m Hurdles:** 1. Jeff Correia (Taft) 14.51, 2. Frank Guialdo (LBCC) 14.55, 3. Ray Banner (LBCC) 14.70, 4. Drue Powell (Glendale) 14.88, 5. Adrian Brown (Saddle) 14.94.

JT: 1. Chris Kanowsky (LBCC) 181-10 3/4, 2. Joe Semien (PhnxCol) 175-7 1/4, 3. Robert Ernster (Cerritos) 173-3 1/2, 4. Ty Wynn (RanSanti) 173-0 1/2, 5. Dan Davis (SDMesa) 171-3 1/4. **1500m:** 1. Ralph Courtemarche (Phnx) 4:01.5, 2. Scott Shurgarts (ScottsCC) 4:02.4, 3. Cornelius McGlockton (Hancock) 4:05.0, 4. Chuck Harvey (Glendale) 4:06.3, 5. Mike Berrelez (Glendale) 4:08.5. **1500m Inv.:** 1. Colin Johnston (Taft) 3:54.82, 2. Andre Inniss (Taft) 3:55.53, 3. Ben Goodman (CenAZ) 3:55.87, 4. Morris Giddens (ElCamino) 3:56.60, 5. Rich Stapp (SBCC). **LJ Inv:** 1. Mike Wright (Glendale) 23-9 1/2, 2. Perry McBride (SMonica) 22-9, 3. Patrick Jiles 22-7, 4. Alphonzo Davis (SacCC) 22-4 1/4, 5. Clifton Isaac (PasaCC) 21-10 1/4. **LJ:** 1. Jeff Ridgway (Cerr) 22-3 3/4, 2. Santiago Delgado (Cerr) 21-7 1/4, 3. Darius

Brown (PasaCC) 21-5 3/4, 4. Aaron Bolden (SMonica) 20-11, 5. Keith Long (SMonica) 20-10. **SP Inv:** 1. Chima Ugwu (CenAZ) 58-5 3/4, 2. Rick Reyes (CenAZ) 51-1, 3. Sean McKeown (Moorpark) 49-8 1/4, 4. Brian Bylbie (Glendale) 49-0 1/4, 5. Frank Hoffman (SDMesa) 48-6 1/4.

400m Hurdles Inv: 1. Alonzo Wiggins (Taft) 52.80, 2. Craig Howard (RCC) 53.50, 3. Ron Murray (Full) 54.36, 4. Glenn Parce (LBCC) 1:01.86. **400m Hurdles:** 1. Rob Landtiser (Cyns) 53.65, 2. Tony Anderson (Glendale) 54.13, 3. Ray Banner (LBCC) 54.15, 4. Jeff Correia (Taft) 54.41, 5. Eric Thompson (SDMesa) 54.55. **HJ Inv:** 1. Ed Barnett (MISAC) 6-10 3/4, 2. Kevin Carlson (Full) 6-10 3/4, 3. Justice Sveing (Phnx) 6-8 3/4, 4. Jon Parry (Taft) 6-6 3/4, 5. Aaron McGee (LBCC) 6-6 3/4. **HJ:** 1. Brian Lawellin (Glendale) 6-6 3/4, 2. Adrian Keller (LBCC) 6-4 3/4, 3. David Austin (Vent) 6-4 3/4, 4. Randy Martin (SB) 6-2 3/4, 5. Brian Roberts (OrCst) 6-2 3/4.

400m Relay Inv: 1. Taft 40.33, 2. Sacto CC 40.36, 3. Long Beach 40.36, 4. Glendale 41.33.5, 5. El Camino 42.03. **400m Relay:** 1. Long Beach CC 41.92, 2. Grossmont 43.75, 3. Moorpark 44.18, 4. Ventura 44.31, 5. El Camino "B" 45.01. **LJ:** 1. Lamonte Adams (MISAC) 24-0, 2. Eric Houston (SacCC) 23-0, 3. Zachary Haupt (SMCC) 22-1, 4. Michael Robinson (MISAC) 20-0, 5. Branden Young (Scotts) 21-10. **4x800m Relay Inv:** 1. Central Arizona 7:29.01, 2. El Camino "A" 7:45.94, 3. Santa Monica 7:46.22, 4. Moorpark 7:48.06, 5. Long Beach DQ. **DT Inv:** 1. Chima Ugwu (CenAZ) 164-3 3/4, 2. Dan Estrada (RCC) 151-3, 3. Lars Persson (MISAC) 150-2 1/2, 4. Dan Davis (SDMesa) 149-7 1/4, 5. Rob Garrison (Taft) 145-9 3/4. **DT:** 1. Brian Bylbie (Glendale) 143-3 3/4, 2. Ed Hwang (GWest) 139-2, 3. Frank Hoffman (SDMesa) 135-10, 4. Tom Pellicer (Saddle) 133-8 3/4, 5. Jesus Renteria (Gross) 133-8. **4x200m Relay:** 1. El Camino A 1:28.80, 2. Saddleback 1:29.08, 3. Santa Monica 1:29.58, 4. Sacto CC 1:29.60, 5. Grossmont 1:30.91. **4x200m Relay Inv:** 1. Sacto CC 1:24.05, 2. Taft 1:24.13, 3. Long Beach 1:25.13, 4. Riverside 1:25.36, 5. Glendale 1:27.15.

PV Inv: 1. Lam Nguyen (LBCC) 15-7, 2. Eric Stanfield (LBCC) 14-7, 3. Jemery Gump (Glendale) 14-7, 4. Brian Lubocki (Moorpark) 14-1, 5. Liane Nieves (MISAC) 14-1. **DMR:** 1. Glendale 10:15.52, 2. American River 10:23.20, 3. El Camino "A" 10:27.18, 4. Long Beach 10:28.20, 5. Golden West 10:51.34. **Shuttle Hurdle Relay:** 1. Long Beach 58.94, 2. Riverside 59.68, 3. Moorpark 1:03.27. **Sprint Medley Relay:** 1. Central Arizona 3:23.05, 2. Long Beach 3:26.61, 3. Riverside 3:32.81, 4.

Santa Barbara 3:33.47, 5. Pasadena 3:34.11. **TJ:** 1. Barry Massey (LBCC) 49-3 1/2, 2. Terence Sweet (SDMesa) 49-3 1/2, 3. Alphonzo Davis (SacCC) 49-2 1/2, 4. James Jones (Taft) 48-0, 5. Perry McBride (SMCC) 47-10.

Hammer Inv: 1. Jake Sada (SDMesa) 173-2 3/4, 2. Frank Hoffman (SDMesa) 158-5 3/4, 3. Brian Bylbie (Glendale) 158-1 3/4, 4. Sean McKeown (Moorpark) 151-7, 5. Andy orlowski (SDMesa) 138-9. **4x400 Meter Relay:** 1. Rancho Santiago 3:17.94, 2. Santa Monica 3:18.94, 3. Fullerton 3:19.63, 4. Moorpark 3:24.89, 5. San Diego Mesa 3:25.43. **4x400m Relay Inv:** 1. Central Arizona 3:07.83, 2. Sacramento CC 3:09.56, 3. Taft 3:13.31, 4. Long Beach 3:15.81, 5. Mt. SAC 3:16.48. **4x1600m Relay:** 1. Mt. SAC 17:40.78, 2. Moorpark 17:42.89, 3. San Diego Mesa 18:05.73, 4. Glendale 18:26.99, 5. Glendale, AZ 18:29.56.

Community College - Women

3000: 1. Tiffany Trudeau (AmRiv) 10:24.68, 2. Jennifer Bovee (AmRiv) 10:28.29, 3. Robin Meyers (ScottsCC) 10:31.28, 4. Auria Roberto (Glendale) 10:34.05, 5. Alba Lima (LATrade) 10:36.69. **JT Inv:** 1. Wendy Lopez (ScottsCC) 136-2, 2. Stacy Mezo (Saddle) 128-5 3/4, 3. Marvette Collis (RivCC) 126-7 3/4, 4. Erika Spence (Cerr) 124-5, 5. Karyn Tammara (SDMesa) 121-4. **JT:** 1. Tracey Creed (Cyns) 111-7 1/2, 2. Holly Montoya (Glendale) 109-7, 3. Jolena Lomax (LBCC) 107-4 1/4, 4. Aincka Bell (LBCh) 98-5 1/4, 5. Michelle Cornelee (RanSanti) 98-5 1/4. **TJ:** 1. Elisa Newell (RCC) 34-9, 2. Shirene McKinney (Cerr) 34-6, 3. Margo Hammerstrom (Mira Costa) 34-3, 4. Lisette Quinones (MISAC) 33-7 1/2. **HJ:** 1. Leah Cunningham (RCC) 5-7, 2. Marvette Collis (RCC) 5-5, 3. Amy Kraft (MiraCosta) 5-1, 4. Brandy irby (SacCC), Makela Theriant (Glendale), Malinda Arnsperger (Scotts), Zaneta Williams (SBCC) 4-11.

100m Hurdles Inv: 1. Karen Vigilant (LBCC) 14.84, 2. Leshette Molette (ElCamino) 15.59, 3. Glory Dolphin (SMonica) 15.71, 4. Tanyita (MISAC) 16.03, 5. Rachel Flavell (Scotts) 16.30. **100m Hurdles:** 1. Ruth Moecks (SMonica) 15.52, 2. Venitta Kinard (SMonica) 15.65, 3. Lakesha Parker (MiraCosta) 16.25, 4. Lisa Anderson (Scotts) 16.33, 5. Renae Grey (RCC) 16.69. **1500m Inv:** 1. Kelly Olson (Gross) 4:44.21, 2. Lisa Mote (GoldW) 4:48.67, 3. Maria Cintora (Glendale) 4:49.74, 4. Summer Gingrich (Saddle) 4:55.08, 5. Adriana Sweetser (OrCst) 4:57.47. **1500m:** 1. Christy Ruffin (Ven) 5:07.41, 2. Lorie Leyvas (Hancock) 5:08.69, 3. Heidi Tisovic (Coll of Des) 5:11.81, 4. Karla

RESULTS

Mejia (Cyns) 5:17.70, 5. Wendy Cabrillo (LBCC) 5:23.93.

LJ: 1. Wintress Lang (Comp) 17-11 3/4, 2. Joller Nichols (LBCC) 17-5 1/4, 3. Ruth Moecks (SMonica) 17-1 1/4, 4. Lisette Quinones (Mt.SAC) 16-8. **400m Hurdles Inv:** 1. Crystal Buck (RCC) 1:04.84, 2. Renae Grey (RCC) 1:05.96, 3. Glory Dolphin (SMonica) 1:06.10, 4. Roberta Sanchez (MtSAC) 1:06.59, 5. Rachelle Brownne (Scotts) 1:08.24. **400m Hurdles:** 1. Yeko Ledzekpo (Cyns) 1:05.8, 2. Rochelle Tisdale (SacCC) 1:09.8, 3. Shirene McKinney (Cerr) 1:10.7, 4. Margo Hammerstrom (MiraCosta) 1:10.8, 5. Christina Fehder (SMonica) 1:11.87.

400m Relay Inv: 1. Long Beach CC 46.90, 2. El Camino 47.12, 3. Riverside CC 47.30, 4. Santa Monica 48.37, 5. Sacramento CC 48.58.

400m Relay: 1. Glendale 49.43, 2. Scottsdale 51.83, 3. Moorpark 51.83, 4. Ventura 52.40, 5. Mira Costa 53.54. **4x800m Relay Inv:** 1. San Diego Mesa 9:43.40, 2. Riverside CC 9:47.14, 3. El Camino 9:49.00, 4. Long Beach 10:20.47. **LJ Inv:** 1. Nicole Irving (MtSAC) 19-0 1/2, 2. Sonya Bryant (LBCC) 18-9, 3. Stacey Cobb (Cerr) 18-4 1/2, 4. Glory Dolphin (SMonica) 18-4 1/4, 5. Tara Rucker (SMonica) 17-10 1/4. **Sprint Medley Inv:** 1. Riverside 1:42.13, 2. Long Beach 1:43.39, 3. El Camino "A" 1:45.04, 4. Merritt 1:46.35, 5. Glendale 1:47.97. **Sprint Medley:** 1. El Camino "B" 1:49.86, 2. Santa Barbara CC 1:54.47, 3. Mira Costa 1:55.68, 4. College of Canyons 1:56.95, 5. San Diego Mesa 1:57.39.

DMR: 1. El Camino "A" 12:37.12, 2. Glendale 12:38.79, 3. Ventura 12:48.54, 4. American River

12:49.69, 5. Moorpark 13:07.41. **SP Inv:** 1. Kelly Smith (SDMesa) 48-10 1/4, 2. Yolanda Crowder (Taft) 40-10 1/4, 3. Wendy Bryant (Cerr) 40-8 1/4, 4. Juanita Blanco (SDMesa) 38-0 1/4, 5. Kim Hoke (Glendale) 37-10.

SP: 1. Aishi McKinney (ElCam) 35-1, 2. Susy Melendez (MISAC) 35-0 1/2, 3. Jenny Flynn (SDMesa) 34-10 1/2, 4. Sharon Murtagh (Pasa) 34-5 3/4, 5. Michelle DeLeon (Cerr) 34-1 1/2. **TJ Inv:** 1. Glory Dolphin (SMonica) 40-5 1/2, 2. Venitta Kinard (SMonica) 40-2 1/2, 3. Wintress Lang (Comp) 38-11 1/4, 4. Amy Connole (Gross) 37-2 1/2, 5. Rondalynne Fields (RCC) 36-1 1/4.

DT: 1. Tyrenda Stamps (SactoCC) 146-5, 2. Holly Montoya (Glendale) 133-7, 3. Amy Blackburn (Ven) & Wendy Bryant (Cerr) 132-10, 5. Herlinda Marquez (MISAC) 126-1.

4x400m Relay Inv: 1. El Camino A 3:47.98, 2. Riverside 3:52.49, 3. Merritt 3:54.61, 4. El Camino B 4:03.44, 5. Sac CC 4:06.11. **4x400m Relay:** 1. Scottsdale 4:07.50, 2. Glendale 4:17.23, 3. Moorpark 4:18.05, 4. Saddleback 4:19.33, 5. College of Canyons 4:20.82. **HT:** 1. Holly Montoya (Glendale) 145-6 1/4, 2. Kim Hoke (Glendale) 139-3, 3. Tawnya Fields (Glendale) 136-2 1/4, 4. Lorraine Kasik (SDMesa) 125-7 1/2, 5. Jenny Flynn (SDMesa) 114-1 3/4. **4x100m Relay:** 1. CSU Bakersfield 40.42, 2. Cal State LA 40.52, 3. Glendale 40.71, 4. CSU Riverside 41.92, 5. CSU Northridge 41.98.

1500m: 1. Shannon Lemora (Nike OR Inter) 3:44.22, 2. Paul Marron (MtnWest) 3:47.51, 3. Nick Thiel (U of WY) 3:47.78, 4. Elton Lewis

(SMTCC) 3:48.92, 5. Jeremy Deere (Calgary) 3:48.91.

University/Open - Men

5000m: 1. Aberrazat Merchond (RivCC) 14:05.86, 2. William Gidabuday (RCC) 14:07.60, 3. David Galindo (Mex) 14:07.78, 4. Fritz Rogers (CO) 14:08.80, 5. Jose Uribe (CentOR) 14:13.82. **3000m Steeple:** 1. Tim Catalano (CO) 8:55.6, 2. Rafael Maldonado (Mex) 9:01.8, 3. Brett Larsen (CO) 9:03.1, 4. Jon Pillon (U of AZ) 9:06.2, 5. Billy Borkus (U of AZ) 9:06.8. **10,000m:** 1. Mike Dudley (CentOR) 29:39.55, 2. Ron Salazar (CO) 29:40.55, 3. Edson Ramirez (Mex) 29:49.12, 4. Rey Flores (Hoys) 30:13.56, 5. Creighton Harris (UCLA) 30:19.64. **DT:** 1. Jamie Presser (UCLA) 172-6, 2. Dan Reynolds (UOA) 162-4, 3. Mark Parlin (UCLA) 161-2, 4. Aaron Corcorran (UOA) 160-4, 5. Scott Schaley (Utah St) 154-9.

LJ: 1. Brad Rose (Canada) 24-0 1/4, 2. Gerardo Guevara (Mex) 23-8 1/4, 3. Israel Rergis (Mex) 22-11 1/4, 5. Greg Guyn (Canada) 20-3 1/2. **DT:** 1. Ryan Butler (U of WY) 172-5, 2. Ivy Calvin (CSUN) 170-0, 3. Doug Reynolds (U of AZ) 169-8, 4. Matt Karseyar (Stan) 164-7, 5. Robert Clark (CSLA) 164-2. **LJ:** 1. Roque Balina (U of AZ) 23-11, 2. Kevin Smith (Vital Course) 23-10 1/4, 3. Patrick Scott (Long Bch) 23-8, 4. Kendall Hoggatt (Fresno St) 23-4 3/4, 5. Kyle Beck (USC) 23-3 1/2.

400m Hurdles: 1. Pat McGhee (Hawkeye TC) 50.29, 2. Samuel Biwott (CentAZ) 50.84, 3. Tom Zverina (Vancouver Olym) 50.9, 4. Kenny Hall (CSUS) 51.04, 5. Anson Watts (U of AZ) 51.27. **100m:** 1. Ricky Carrigan (Merritt) 10.35, 2. Robert Esmie (Ath Canada) 10.42, 3. Pete Hargraves (UCR) 10.44, 4. Franklin Nwankpa (Iowa St) 10.46, 5. Takayuki Nakamichi (Mizuno Houston) 10.50. **HJ:** 1. William Bowling (SoCalCol) 6-10 3/4, 2. Andre Walker (CSUS) 6-8 3/4, 3. Clint Bissett (Abilene Chr) 6-8 3/4, 4. Tage Peterson (Azusa Pacific), Nate Jensen (Mankato) & Zaylor Stout (un) 6-8 3/4. **PV:** 1. John Sommers (UCLA) 17-1 1/2, 2. Lance White (Utah St) 17-1 1/2, 3. Steve Keating (un), Luke Walker (Azusa Pacific), Bret Whitford (CPSLO) & Les Gramantix (un) 16-7 1/2.

SP: 1. Rod Chronister (un) 59-11, 2. Pete Swanson (Stan) 57-3, 3. Jon Ogden (UCLA) 57-2 3/4, 4. Greg Hodel (UCLA) 57-0, 5. Joe Hicks (CSUN) 56-2 1/2. **JT:** 1. Erin Bevans (VancOlym) 210-11, 2. Kel Watrin (SRosa JC) 194-2, 3. Mike McClintock (CSUN) 193-6, 4. Guy Tucker (U of WY) 177-7, 5. Graham Morfitt (Vancouver) 175-6. **HT:** 1. Wes Boudreau (Valley Royals) 195-3, 2. Aaron Cor-



KEADRICK WASHINGTON anchored the winning 1600-meter relay team for Cal State Los Angeles

Photo by Kirby Lee

corran (U of AZ) 195-3, 3. Jared Wright (Fresno St) 185-10, 4. Monte Wilson (CSUB) 184-8, 5. Randy Herron (Fresno St) 181-5. **400m:** 1. George Page (Glendale) 46.34, 2. Dave Dopek (DePaul Univ) 46.73, 3. Tony Allen (Prime Time Sports) 46.66, 4. Russell Hester (CSUB) 46.77, 5. Shawn Julian (Prime Time) 47.25. **TJ:** 1. Hong Li (AzuPac) 51-9 3/4, 2. Jamal Bush (CSUS) 50-11, 3. Ramero Salcedo (Mex) 50-6 1/4, 4. Deandre Roberson (CSUB) 50-6 1/4, 5. Deandre Wadlington (AZ St) 48-0.

800m: 1. Michael Graham (SMTCC) 1:49.61, 2. Michael McLean (Edmonton) 1:49.97, 3. Jim McCreery (U of WY) 1:50.55, 4. Paul Lupi (Houston) 1:50.90, 5. Pat Robinson (SacTC) 1:51.04. **HT Inv:** 1. Balazs Kiss (USC) 248-10, 2. Dave Popejoy (Stan) 220-8, 3. David Loshonkohl (U of AZ) 218-4, 4. John Thomas (SacTC) 210-2, 5. Ian Maplethorpe (Leduc) 206-2. **110m Hurdles:** 1. Jerry Rooney (Reebok) 13.83, 2. Pat McGee (Hawkeye) 13.90, 3. Ubeja Anderson (U of Houston) 13.94, 4. Tim Kroeker (VancouverOlym) 13.95, 5. Ross Flowers (UCLA) 14.02.

200m: 1. Kevin Braunskill (Goldwin) 20.40, 2. Ricky Carrigan (Merritt) 20.59, 3. Brian Irvin (un) 20.73, 4. Ron Clark (Prime Time) 20.80, 5.



GLORY DOLPHIN (left) and VANITTA KINARD—Two 40-foot triple jumpers at Santa Monica.

Photo by Richard Lee Slotkin

RESULTS

Frank Nwankpa (Iowa St) 20.88.
4x100m Relay: 1. DePaul 41.58, 2. Mexico 41.82.

University Open - Women

3000m: 1. Veronica Sandoval (Mex) 9:31.88, 2. Maria Jasso (Mex) 9:33.27, 3. Karen Harvey (U of MI) 9:36.10, 4. Lilia Pichardo (Mex) 9:40.38, 5. Lilliana Merlo (Mex) 9:48.67. **5000m:** 1. Brenda Slesuwenhoek (U of AZ) 16:04.71, 2. Molly McClimon (U of MI) 16:19.47, 3. Louise Watson (Stanford) 16:40.79, 4. Laura Craven (un) 16:48.76, 5. Angela Mogileski (Impala) 16:57.91. **10,000m:** 1. Michelle Borgert (un) 34:20.21, 2. Eliz Zaragoza (un) 34:24.80, 3. Chris Szabo (U of MI) 34:37.82, 4. Kelly Dix (U of NM) 34:59.18, 5. Amy McNitt (CO) 35:13.19. **SP:** 1. Candy Roberts (UCLA) 47-0 3/4, 2. Anna Soderberg (NAU) 46-8 3/4, 3. Sarah Andrews (UCLA) 45-3 3/4, 4. Kavar (un) 44-11 1/2.

HT: 1. Debbie Templeton (Stan) 178-3, 2. Donna Beard (AIA) 153-10, 3. Lydia DeLaCruz (Mex) 142-1, 4. Michelle Bryant (MtSACTC) 122-4. **SP:** 1. Beth Burton (CSUN) 46-3 1/2, 2. Nicole Beauregard (CP Pomona) 44-11 3/4, 3. Ronda Meyers (Mich) 43-9, 4. Atelaita Pale (LBSI) 40-9 3/4, 5. Jodie Warr (CP Pomona) 38-6. **TJ:** 1. Danielle Brown (UCLA) 39-3, 2. Chiali Sainz (Mex) 38-9 1/2, 3. Nedra Dillon (SDSt) 36-9 1/2, 4. Heather Hyland (Wis) 36-5 1/2, 5. Clara Duran (Mex) 35-11 1/2. **400m Hurdles:** 1. Sharifa Cox (SDSt) 59.28, 2. A. Volkmer (U of WY) 59.81, 3. Martina Stoop (Wis) 1:00.19, 4. Stephanie Love (Iowa) 1:01.14, 5. Karen Vigilant (LBCC) 1:01.48.

100m: 1. Tike Jackson (AZ St) 11.70, 2. Keasha Crisnell (Fresno St) 11.81, 3. Cheryl Porter (un) & Lesa Parker (AZ St) 11.83, 5. Sanoma Nickson (AZ St) 11.91. **HJ:** 1. Kym Carter (un) 6-0, 2. Bobby Waldner (Calgary) 6-0, 3. Rebecca Butt (U of AZ), Kim Bartoe (Abilene Chr) & Lisa Townsend (Wis) 5-8. **DT:** 1. Erica Ahmann (CPSLO) 159-4, 2. Nicole Engstrom (U of AZ) 155-5, 3. DeLaCruz (Mex) 150-8, 4. Teresa Stricklin (CSUN) 149-6, 5. Lavera Clark (CSLA) 148-3. **400m:** 1. Revoli Campbell (Abilene Chr) 52.50, 2. Judy Fraser (UNLV) 53.17, 3. Lade Aikenremi (ASU) 53.71, 4. Yvette Wickham (Abilene Chr) 54.28, 5. Jackie Gayle (ASU) 54.37.

TJ: 1. Kayla Montgomery (U of AZ) 42-5 1/2, 2. Angel Carver (LBCC) 41-3, 3. Tracy DuImage (Utah St) 41-0 1/2, 4. Arthea Moses (Belize) 40-0 1/2, 5. Florence Adu (Stan) 39-10. **800m:** 1. Dawn Williams (RCC) 2:08.03, 2. Carrie Luis (CSUS) 2:06.51, 3. Nadine Nembhand (Coc-Cheet) 2:08.37, 4. Stacey Beacham (Adams St) 2:08.53, 5. Renee Man-



CARRIE LUIS

Photo by Bill Cockerham

fredi (SacTC) 2:08.90. **JT Inv:** 1. Pavi Alafantti (Finland) 192-6, 2. Nicole Carroll (San Mateo AC) 178-0, 3. Erica Wheeler (SacTC) 166-6, 4. Staci Raine (San Mateo AC) 161-5, 5. Kristen Dunn (CSUN) 161-2. **JT:** 1. Kamber Backman (U of WY) 141-7, 2. Wendy Lopez (Scotts) 139-5, 3. Benitez (Mex) 136-11, 4. Celeste McVey 127-7, 5. Deb Templeton (Stan) 126-8.

400m Relay: 1. Long Beach 46:20, 2. UNLV 46.30, 3. Northern Arizona 47.38, 4. CSU Northridge 47.42, 5. Iowa State 47.52. **1500m:** 1. Nathalie Cole (Wis) 4:23.20, 2. Karen Harvey (U of MI) 4:23.99, 3. Elva Dryer (WestState) 4:24.38, 4. Teena Cofebrook (Asics) 4:24.78, 5. Megan Flowers (Ark) 4:27.50. **200m:** 1. Rochelle Stevens (un) 23.31, 2. Marlene Poole (U of Iowa) 23.63, 3. Kim Carter (un) 23.94, 4. Lesa Parker (AZ St)

24.00, 5. Tike Jackson (AZ St) 24.04.

Invitational - Men

DMR: 1. Brazil 9:34.37, 2. Abilene Christian 9:38.22, 3. U of Arizona 9:46.81. **10,000m:** 1. Josephat Kapkory (WashSt) 28:20.64, 2. Risto Ulmala (Mizuno) 28:21.48, 3. Brad Barquist (Mizuno) 28:39.92, 4. Wes Ashford (un) 28:53.31, 5. Teddy Mitchell (Ark) 28:53.95, 6. Tom Ansberry (un) 28:56.53, 7. Eric Polonaki (Asics) 28:58.06, 8. Noel Berkeley (Elite Ath) 28:58.41, 9. Pat Mutrui (Wash St) 29:08.0, 10. David Welsh (Ark) 29:06.39. **5000m:** 1. Hermand Quintanilla (Mex) 13:33.48, 2. Pablo Olmedo (Mex) 13:42.43, 3. Brian Baker (Ark) 13:42.92, 4. David Morris (Nosotros) 13:45.06, 5. Todd Lewis (NYAC) 13:45.29, 6. Brian Radle (CocaCola) 13:47.36, 7. Jason Stewart (Army) 13:48.08, 8. Jason Bunston (Ark) 13:49.09, 9. Niall Brutin (Ark) 13:49.98, 10. Aaron Ramirez (Global Ath) 13:51.41.

3000m Steeple: 1. Jason Chastom (Nike TX) 8:31.0 ht, 2. Dan Reese (USWest) 8:31.4 ht, 3. Dmitry Drozdov (IowaSt) 8:37.4 ht, 4. Mark Johansen (BYU) 8:44.4 ht, 5. David Lee (Reebok) 8:45.2 ht. **SP:** 1. CJ Hunter (USWest) 66-3, 2. John Godina (UCLA) 63-7 3/4, 3. Kristian Peterson (NoAZ) 62-3 1/4, 4. Chima Ugwu (CentAZ) 60-10 3/4, 5. Kent Larson (Sweden) 59-7. **TJ:** 1. Frank Rutherford (Mizuno) 55-4 3/4, 2. Joseph Taiwo (Club Ballard) 54-0, 3. Spencer Williams (Nike) 52-8 1/4, 4. John Jotcan (LBCC) 52-5 1/4, 5. Clifton Theridge (Goldwin) 51-11 3/4.

4x800m Relay: 1. Brazil 7:20.46, 2. Mankato State 8:01.68. **PV:** 1. Tim Bright (Mizuno) 18-3 1/4, 2. Nick Hyson (AZ St) & Doug Fraley (Reebok) 18-1 1/4, 4. John Beamer (NAPVA) 17-7 1/4, 5. Ron Johnson (Club NW), Garth Willard (Club NW) & Simon Arkell (Asics) 17-7 1/4. **JT:** 1. Edward Kaminski (Stars & Str) 265-5, 2. Roald Bradstock (GtBritain) 247-10, 3. Nery Kennedy (Paraguay) 246-9, 4. Alex Krichenko (U of AZ) 231-2, 5. Noel Garner (Stars & Str) 227-0.

HJ: 1. Ray Doakes (Ark) 7-4 1/2, 2. Chris O'Neil (SFAustin) 7-4 1/2, 3. Brian Stanton (un) 7-2 1/2, 4. Jeff Wylie (AIA) & Dan Raatjes (AIA) 7-0 1/2. **LJ:** 1. Stacy Brown (AbilChr) 25-9 1/2, 2. Percy Knox (Tucson Elite) 25-7 1/2, 3. Alan Turner (Nike) 25-5 1/2, 4. Edrick Floreal (Mizuno) 25-0 3/4, 5. Shed Fields (Houston) 24-9.

400m Hurdles: 1. Terrance Zellner (un) 49.37, 2. Yoshihiko Saito (Japan) 49.40, 3. Marty Beck (Nike) 50.37, 4. Pedro Rodrigues (USC) 50.46, 5. Kevin Henderson (Goldwin) 51.00. **800m:** 1. Savieri Ngidhi (AbilChr) 1:48.68, 2. Joseph Tengelei (AbilChr) 1:42.77, 3.

Joseph Chapsir (Iowa St) 1:49.72, 4. Daniel Caulfield (Adams St) 1:49.98, 5. Graham Hood (Ark) 1:50.38. **DT:** 1. Mike Gravelle (un) 198-1, 2. Kevin Fitzpatrick (SSTC) 193-3, 3. Steve Muse (un) 183-2, 4. Kristian Peterson (NoAZ) 175-1, 5. Andreas Klotz (SWTC) 181-4.

Masters 100m: 1. Stan Whitley (Alta Loma) 11.02, 2. Fred Sowerby (Henderson, NV) 11.33, 3. Eugene Driver (LA) 11.61, 4. Ron Beadle (Pasadena) 11.93, 5. Walt Butler (Pasadena) 11.99.

100m: 1. Mike Marsh (SMT) 10.00, 2. Osmond Ezinwa (Goldwin) 10.22, 3. Jeff Williams (un) 10.23, 4. Mark Witherspoon (Mizuno) 10.24, 5. Brian Bridgewater (Nike) 10.25. **400m:** 1. Gregory Haughton (CanAZ) 45.15, 2. Jason Rouser (Nike) 45.53, 3. Calvin Davis (Ark) 45.92, 4. Sean Maye (Team Chez) 46.01, 5. Alvin Harrison (Hartnell) 48.36. **110m Hurdles:** 1. Robert Reading (Accouplit) 13.44, 2. Anderson Ubeja (Houston) 13.49, 3. Tony Li (Nike) 13.53, 4. Brian Amos (AbilChr) 13.60, 5. Glenn Terry (World Class Int) 13.60.

200m: 1. Daniel Effiong (CentAZ) 20.16, 2. J. Williams (SSTC) 20.19, 3. Robson DaSilva (Brazil) 20.71, 4. Atlee Mahorn (Ath Canada) 20.82, 5. Greg Foster (World Class Track) 20.92. **1500m:** 1. Martin Johns (Reebok) 3:40.43, 2. Edgar Olivera (Brazil) 3:40.97, 3. Steve Green (Iowa St) 3:41.59, 4. Jason Pyrrah (BYU) 3:41.84, 5. Christian Cushing-Murray (SMT) 3:42.34.

4x200m Relay: 1. Santa Monica TC 1:18.68, 2. World All Stars 1:19.10, 3. Nike Atlantic Coast 1:22.55, 4. Prime Time 1:24.35. **4x400m Relay:** 1. Cal State LA 3:09.91, 2. Northridge 3:10.32, 3. Arizona 3:13.40, 4. CSU Stanislaus 3:13.54, 5. Wyoming 3:14.21.

Invitational - Women

3000m: 1. Kay Gooch (Oida) 8:57.18, 2. Libbie Johnson (GoldMedalMgmt) 9:07.46, 3. Polly Plumer (Asics) 9:12.65, 4. Elva Dryer (WestSt) 9:13.88, 5. Susana Diaz 9:14.40, 6. Karen Hecox (UCLA) 9:14.41, 7. Courtney Babcock (U of MI) 9:14.77, 8. Fran Ten Bensel (Elite Ath) 9:18.63, 9. Sarah Howell (Valley Royals) 9:20.61, 10. Tonya Todd (BYU) 9:20.98. **10,000m:** 1. Olga Appell (Reebok RC) 32:03.42, 2. Trina Painter (NewBal) 32:59.55, 3. Laura Lamena-Coll (Reebok Int) 33:16.68, 4. Guadalupe Lous (Mex) 33:17.16, 5. Kirsten Russell (MtWest) 33:45.20.

HJ: 1. Tisha Waller (GoldwinTC) 6-5, 2. Amy Acuff (UCLA) 6-2, 3. Connie Teaberry (Goldwin) 6-0, 4. Nichole Hudson (Anderson Inter), Karal Damon (Goldwin), Shaly Choppa (AZ St) 5-10. **100m Hurdles:** 1. Kim Carter (un) 13.73, 2. Monica Misaick (Fresno St)

RESULTS

13.76, 3. Chelsa Istre (AbilChr) & Valerie Manning (SacTC) 13.79, 5. Felicia Lipscomb (USC) 13.94. **SP:** 1. Ramona Pagel (un) 61-7 1/2, 2. Dawn Dumble (un) 56-7 1/2, 3. Valeyta Althouse (UCLA) 55-0 1/4, 4. Rica Brown (Mizuno) 53-0 1/4, 5. Peggy Pollack (un) 52-8 1/4.

4x100m Relay: 1. USC 44.52, 2. U of Iowa 44.95, 3. Arizona State 45.15, 4. U of Arizona 45.71, 5. Abilene Christian 45.88. **400m Hurdles:** 1. Deon Hemming (Jamaica) 56.86, 2. Keisha Marvin (UCLA) 57.88, 3. Jack-



INGER MILLER

Photo by Bill Leung, Jr.

ie Parker (un) 58.04, 4. Miriam Knijn (SDTC) 59.37, 5. Ali Poulin (Nike Cst) 1:01.31. **800m:** 1. Meredith Rainey (Foot Locker) 2:01.94, 2. Rita Paulviciene (Calgary) 2:03.02, 3. Kim Toney (AZ St) 2:03.43, 4. Tanya Blake (Ark) 2:03.78, 5. Janice Nichols (AZ St) 2:04.11.

100m: 1. Wenda Vereen (Goldwin) 11.32, 2. Dahlia Duhaney (Nike) 11.33, 3. Christy Opara (SoCalCh) 11.33, 4. Hermin Joseph (AbilChr) 11.43, 5. Teresa Neighbors (Mizuno) 11.56. **1500m:** 1. Suzy Hamilton (Reebok) 4:12.96, 2. Sara Thosett (Wis) 4:15.22, 3. Amy Wickus (Wis) 4:15.94, 4. Sarah Schwald (Ark) 4:16.00, 5. Kristin Seabury (Nike Boston) 4:16.32. **DT:** 1. Dawn Dumble (un) 189-5, 2. Pam Dukes (Nike Coast) 188-5, 3. Lacy Barnes (un) 182-7, 4. Anna Soderberg (NoAZ) 178-10, 5. Janet Hill (CSLA) 177-0.

400m: 1. Carlette Guidry-White (un) 51.51, 2. Fatima Yusef (AzPacific)

51.68, 3. Rochelle Stevens (Nike) 51.71, 4. Crystal Irving (Atoms TC) 52.81, 5. Shanaqua Campbell (AZ St) 53.00. **LJ:** 1. Susan Tjeptke-Greene (Puma TC) 22-4 1/4, 2. T. Turner-Hairston (Mizuno) 21-5 1/4, 3. Christy Opara (SoCalCh) 20-10 1/2, 4. Wendy Brown (un) 20-1 1/2, 5. Dawn Burrell (Houston) 20-0 1/2. **100m Hurdles:** 1. Sau Ying Chan (USC) 13.14, 2. Lynda Tolbert-Goode (Nike) 13.29, 3. Cheryl Dickey (Nike) 13.34, 4. Doris Williams (Goldwin) 13.49, 5. Donna Waller (Goldwin) 13.75. **200m:** 1. Inger Miller (USC) 22.73, 2. Dahlia Duhaney (Nike) 22.93, 3. Wanda Vereen (Goldwin) 23.05, 4. Michelle Collins (Mizuno) 23.44, 5. Tara Perry (Coq) 24.58.

4x200m Relay: 1. Arizona State 1:34.87, 2. Stanford 1:40.34, 3. CSU Northridge 1:40.34. **4x400m Relay:** 1. Fresno State 3:39.54, 2. San Diego State 3:46.13, 3. Iowa 3:47.17, 4. Iowa State 3:48.20, 5. U. of Wyoming 3:50.34. **4x400m Relay:** 1. SLO All-Stars 3:33.15, 2. UCLA 3:34.31, 3. Abilene Christian 3:35.89, 4. UNLV 3:36.55, 5. Long Beach CC 3:44.59.

Junior Olympics—Girls

4x100m Relay: 1. Los Angeles Jets 56.1, 2. South Bay Panthers 57.6, 3. Southern Calif. Cheetahs 58.0, 4. West Coast Gazelles 58.9, 5. Inland Empire Sprint 1:00.1. **Race 2-1:** South Bay Panthers 52.3, 2. Inland Empire Sprint 53.4, 3. Los Angeles Jets 54.4, 4. Fast Action 55.5, 5. Quiet Fire 55.9.

Junior Olympics—Boys

4x100m Relay: 1. South Bay Panthers 51.7, 2. Los Angeles Jets 52.2, 3. Fast Action 52.9, 4. Quiet fire 53.4, 5. Long Beach Sprinters 53.9.

Stanislaus Invitational

April 23. CSU Stanislaus.

Men

5000m: 1. Dan Zoldak (un) 14:55, 2. Mike Tapia (un) 15:06, 3. Dave Rivera (Stanis) 15:21. **800m:** 1. Ron Henderson (Stanis) 1:58.87, 2. Jed Saueressig (Fresno Pacific) 2:01.41, 3. Steve Gough (UCD) 2:04.75. **400m IH:** 1. Geoff Bradshaw (Stanis) 55.29, 2. Jay Shuttleworth (UCD) 56.84, 3. Robert Walling (un) 58.51. **200m:** 1. John Johnson (Sac TC) 21.78, 2. Kenny Hall (Stanis) 21.84, 3. Patrick Robinson (Sac TC) 23.23. **100m Hurdles:** 1. Jamal Bush (Stanis) 14.88, 2. Andrew Millich (UCD) 16.01, 3. Geoff Bradshaw (Stanis) 16.12. **PV:** 1. Adam Stratton (Stanis) 14-3, 2. Mike Kuopamaki (UCD) 12-6, 3. Jeff Beam (un) 12-6. **Hammer:** 1. Dave DeBus (SacTC) 215-5, 2. John Thomas (Sac TC) 213-2, 3. Dave Lundy (Sac TC) 199-7.

LJ: 1. Bill Primbs (Sac TC) 21-6 3/4, 2. Eric Lee Gilmore (FresPacific) 20-11, 3. Caleb Gonzales (FresPacific) 19-6 1/2. **3000m SC:** 1. Bart Stephens (Infinity) 9:34.4, 2. Phil Kilbridge (UCD) 9:48.2, 3. Justin Whittall (S Clara) 10:06.3. **HJ:** 1. Nik Vedjes 6-4, 2. Eric Weldon (Skyline) 6-4, 3. Paul Berensmeier (CND) 5-10. **1500m:** 1. Joe Carnegie (Westchester) 4:02.0, 2. Roman Morales (Stanis) 4:02.8, 3. Fernando Mendoza (FSU) 4:05.8. **TJ:** 1. Eric Weldon (Skyline) 39-1. **400m:** 1. Patrick Robinson (Sac TC) 49.34, 2. John Johnson (Sac TC) 49.91, 3. Chelsey Jenkins (New Jacks) 50.90. **SP:** 1. Gabe Allende (FTC) 51-1/2, 2. Matt DeMartini (Skyline) 45-3 1/2, 3. Trevor Price (UCD) 43-5 1/2. **100m:** 1. Kenny Hall (Stanis) 10.7, 2. Anthony Beasley (Sac TC) 10.7, 3. Walter Crawford (Sac TC) 10.7. **DT:** 1. Matt DeMartini (Skyline) 143-6 1/2, 2. Adam Brandt (Stanis) 138-4, 3. Ed Wurz (un) 122-10 3/4. **JT:** 1. Ryan Rapoza (New Jacks) 184-11, 2. Ed Wurz (un) 163-8, 3. Paul Berensmeier (un) 163-2.

Women

5000m: 1. Kerry Sue Houchin (Fres Pacific) 19:45.42. **JT:** 1. Suzy Powell (un) 141-11, 2. Stacy Raine (SMTC) 140-9, 3. Leica Zazaboi (Skyline) 126-0. **800m:** 1. Erin Bellamy (un) 2:27.74, 2. Heather Massey (Stanis) 2:33.54, 3. Desiree Scheiblis (CND) 2:52.66. **SP:** 1. Jen Romley (Stanis) 38-6, 2. Leica Zazaboi (Skyline) 36-1 1/4, 3. Joy Bates (Stanis) 32-4. **400m IH:** 1. Valerie Manning (Sac TC) 1:05.64, 2. Amy Killeen (UCD) 56.84, 3. Robert Walling (un) 58.51. **200m:** 1. Jennifer Greene (Menlo) 26.62, 2. Heather Mings (Stanis) 26.81, 3. Kathleen Fillerbrown (Stanis) 27.28. **DT:** 1. Lacy Barnes (Nike) 168-8, 2. Jeanne Shannon (UCD) 115-4, 3. Leila Zazaboi (Skyline) 111-0. **400m:** 1. Kathleen Fillebrown (Stanis) 59.70, 2. Debbie Haines (Reebok) 1:01.21, 3. Kim Cloud (Stanis) 1:01.71.

HT: 1. Liz Legault (un) 182-9, 2. Joy Bates (Stanis) 152-8, 3. Tonya Wolfe (Hayward) 144-10. **LJ:** 1. Lisa Jacobs (Stanis) 16-3, 2. Vanessa Sims (UCD) 15-5 1/2, 3. Janine Molina (FresPacific) 14-10 3/4. **1500m:** 1. Carrie Luis (Stanis) 4:30.91, 2. Teresa Bivado (Stanis) 4:58.8, 3. Julie Roddick (UCD) 5:05.02. **100m Hurdles:** 1. Karen Hsu (UCD) 16.52, 2. Stacey Tate (Stanis) 16.60, 3. Celise Carroll (UCD) 17.09. **TJ:** 1. Tara Didyk (FSU) 36-1/4, 2. Janine Molina (FresPac) 30-6 3/4. **HJ:** 1. Tonya Mendonca-Olivas (un) 5-4, 2. Jen Stadnyck (UCD) 5-2, 3. Jennifer Fielding (FresPac) 5-0. **100m:** 1. Karen Hsu (UCD) 12.8, 2. Jennifer Greene (Menlo) 12.8, 3. Lisa Jacobs (Stanis) 13.1. **3000m SC:** 1. Staci Brunton (Stanis) 10:23.3, 2. Chris Lindstrom (UCD)

10:48.0, 3. Teresa Bivado (Stanis) 10:48.3.

Western Track Challenge

April 23. Warmerdam Field, Fresno State University.

Women

100m: 1. Keshia Criswell (FSU) 11.83, 2. Auwana Brown (FSU) 12.00, 3. Cyndi Hill (FSU) 12.16. **200m:** 1. Tanya Dooley (FSU) 24.41, 2. Auwana Brown (FSU) 24.71, 3. Keshia Criswell (FSU) 24.87. **400m:** 1. Tanya Dooley (FSU) 53.0, 2. Janisha Richardson (FSU) 54.4, 3. Dina Moore (CPSLO) 55.9. **800m:** 1. Aimee Cohon (FSU) 2:12.35, 2. Dina Moore (CPSLO) 2:15.74, 3. Kathy Moore (AFA) 2:18.12. **1500m:** 1. Sarah Dawson (FSU) 4:39.96, 2. Kelly Flathers (CPSLO) 4:43.07, 3. Jennifer Robinson (AFA) 4:45.63.

3000m: 1. Angela Orefice (CPSLO) 9:58.5, 2. Kelly Flathers (CPSLO) 10:01.8, 3. Kelly Jacobson (FSU) 10:05.8. **100m Hurdles:** 1. Monica Missick (FSU) 13.85, 2. Lisa Collet (FSU) 14.33, 3. Jana Kokkonen (AFA) 15.33. **400m Hurdles:** 1. Ardin Harrison (FSU) 1:01.05, 2. Monica Missick (FSU) 1:02.62, 3. Kirsten Nelson (FSU) 1:02.92. **400m Relay:** 1. Fresno State 45.6, 2. Air Force Academy 49.4, 3. CPSLO 49.7. **1600m Relay:** 1. Fresno State 3:49.14, 2. CPSLO "A" 3:55.64, 3. Air Force Academy 4:00.77.

LJ: 1. Lisa Collet (FSU) 19-2, 2. Rachel Hudson (FSU) 17-8 3/4, 3. Claire Boykin (FSU) 17-6 3/4. **DT:** 1. Jennifer Peters (CPSLO) 154-6, 2. Erica Ahmann (CPSLO) 149-6, 3. Staci Darden (FSU) 147-2. **SP:** 1. Erica Ahmann (CPSLO) 40-3 1/2, 2. Staci Darden (FSU) 38-3, 3. Jennifer Peters (CPSLO) 37-9. **TJ:** 1. Rachel Hudson (FSU) 37-8 3/4, 2. Jana Kokkonen (AFA) 36-0 1/4, 3. Claire Boykin (FSU) 34-10 1/4. **JT:** 1. Allison Eilerts (CPSLO) 139-0, 2. Stephanie Halcrow (AFA) 123-3, 3. Erica Ahmann (CPSLO) 120-2. **HJ:** 1. Diane Korbell (CPSLO) 5-4, 2. Lisa Collet (FSU) 5-4, 3. Libbie Beegan (AFA) 5-2 & Denise Mahoney (CPSLO) 5-2, & Annemarie Travis (FSU) 5-2.

Women's Dual Meet Results: Fresno State 97, CPSLO 61; CPSLO 83, Air Force Academy 77; Fresno State 110, Air Force 48. **Tri-Meet:** Fresno State 144, Air Force 95, CPSLO 94.

Men

100m: 1. Terry Bowen (FSU) 10.41, 2. Whaylin Bratton (FSU) 11.70, 3. Carlos Hattix (AFA) 10.91. **200m:** 1. Terry Bowen (FSU) 20.91, 2. Carlos Hattix (AFA) 21.54, 3. Jim Lawrence (WSU) 21.99. **400m:** 1. Henri Peyou (WSU) 47.7, 2. Mike Read (AFA) 48.0, 3. James Craft (FSU) 48.6.

RESULTS

800m: 1. Jeff Kuzman (AFA) 1:49.51, 2. Jamey Harris (FSU) 1:49.74, 3. Coley Candaale (CPSLO) 1:50.81.

1500m: 1. Nick MacFalls (AFA) 3:48.37, 2. Coley Candaale (CPSLO) 3:50.44, 3. Eric Mack (AFA) 3:51.04.

3000m SC: 1. Joe Kapkory (WSU) 8:32.33, 2. George Loucadies (WSU) 8:56.37, 3. Israel Pose (FSU) 9:05.83.

110m Hurdles: 1. Robert Foster (FSU) 14.2, 2. Jody Page (WSU) 14.3, 3. Paul Gomez (AFA) 14.7.

400m Hurdles: 1. Paul Gomez (AFA) 52.23, 2. James Swanson (WSU) 52.33, 3. Justin Heiman (CPSLO) 53.25.

400m Relay: 1. Fresno State 40.6, 2. Washington State 41.4, 3. CPSLO 42.2.

1600m Relay: 1. Air Force Academy 3:13.1, 2. Washington State 3:13.1, 3. CPSLO 3:22.73.

HT: 1. Matt Shaffer (WSU) 206-3, 2. Keith Jones (FSU) 195-11, 3. Jared Wright (FSU) 187-7.

JT: 1. Todd Riech (FSU) 226-8, 2. Chad McKinney (WSU) 216-4, 3. Dean Phillips (WSU) 191-0.

PV: 1. David Cox (FSU) 17-4 1/2, 2. Heath Fulk (FSU) 16-8 3/4, 3. Brett Whitford (CPSLO) 16-1.

HJ: 1. Jed Stannard (WSU) 6-10 3/4, 2. Mike Claborn (AFA) 6-6, 3. Brent Miller (FSU) 6-6.

LJ: 1. Kendall Hoggatt (FSU) 24-2 1/2, 2. Derrick Mitchell (FSU) 24-0 1/2, 3. Maurice Eaglin (CPSLO) 22-5 1/4.

TJ: 1. Andrew Hill (CPSLO) 50-1 1/2, 2. Derrick Mitchell (FSU) 49-6, 3. Chris Mosley (WSU) 49-4.

DT: 1. Jason Baskett (WSU) 155-5, 2. Matt Shaffer (WSU) 149-4, 3. Travis Lewis (AFA) 141-4.

SP: 1. Jared Wright (FSU) 53-8, 2. Jason Baskett (WSU) 53-7 1/2, 3. Keith Jones (FSU) 52-3.

Men's Dual Meet: Fresno State 123, CPSLO 64, Fresno State 18, Air Force Academy 81, Fresno State 99, Washington St. 93, Washington State 111, Air Force Academy 79, Washington State 114, CPSLO 70, Air Force Academy 115, CPSLO 67.

Quad Meet: Fresno State 196, Washington State 186, Air Force Academy 149, CPSLO 102.

Azusa Pacific/BFI Meet of Champions

April 23, Azusa Pacific University. Heats combined.

Men

Steeplechase: 1. Hector Garcia 9:19.59, 2. Jeremy Lyon (un) 9:56.34.

4x100 Relay: 1. Taft 40.99, 2. UC Riverside 41.91, 3. Redlands 42.33.

HT: 1. Mohamad Ali Saat Ara (un) 178-0, 2. Tyrone Gayles (CSUN) 176-8, 3. Rene Bustamante (APU) 174-3, 4. Jeff Carpenter (SFS) 172-9, 5. Scott Burns (CSUN) 172-0.

1500m Iw: 1. Angel Martinez (MtSAC) 3:49.00, 2. Linh Le (UCR) 3:50.07, 3. Elton Lewis (SMT) 3:50.58, 4. Colin

Johnston (Taft) 3:51.99, 5. Tony Bergman (APU) 3:52.10.

1500m Open: 1. Brent Butler (SanFrSt) 3:59.49, 2. John Arosko (Taft) 4:00.90, 3. Ray Butman (un) 4:01.15, 4. Jaimie Bastidas (UCR) 4:02.86, 5. Brian Wilkins (un) 4:04.41.

SP: 1. Ade Olukoju (un) 58-11 1/4, 2. Rene Bustamante (APU) 56-6, 3. David Pope (APU) 45-5, 4. Ryan Root (APU) 45-3 1/2, 5. Kelly Matson (LaVerne) 44-9 3/4.

110m Ht: 1. Robert Reading (NikeAccu) 13.18, 2. Glen Terry (Asics) 13.46, 3. Rich Benoy (SpringCo) 13.63, 4. Derek Knight (un) 13.71, 5. Tim Kroeker (AthCanada) 13.72.

100m: 1. Tim Williams (SDTC) 10.26, 2. Peter Ogilvie (Canada) 10.35, 3. Pete Hargraves (UCR) 10.42, 4. Anthony Barnes (un) 10.43, 5. Aaron Thigpen (RemiTC) 10.45.

400: 1. Keith Barker (Taft) 46.63, 2. Sanderlei Parreira (Brazil) 47.07, 3. Mike McLean (AthCan) 47.29, 4. Julien Rust (Red) 47.54, 5. Abi Isaac (AthCan) 48.30.

LJ: 1. Mike Powell (Foot Locker) 27-10 3/4 w+3.7, 2. Tony Nai (un) 25-2 3/4, 3. Ben Koech (AsicsW) 25-2, 4. Tage Peterson (APU) 24-4 1/2, 5. Diatore Gildersleeve (un) 23-11.

800m: 1. Jose Barbosa (Brazil) 1:47.95, 2. Carlos Ward (AsicsW) 1:48.25, 3. Daniel das Neves (Cuya) 1:50.40, 4. Mike McLean (AthCan) 1:50.48, 5. Andre Inniss (Taft) 1:51.40.

DT: 1. Ade Olukoju (un) 187-4, 2. Jon Davis (APU) 162-7, 3. Ivy Calvin (CSUN) 153-0, 4. Mike Iloff (Redlands) 150-2, 5. Rene Bustamante (APU) 149-6.

HJ: 1. Darren Plab (un) 7-2 1/2, 2. Brian Stanton (Stars & Str) 7-0 1/2, 3. Dan Raatjes (AIA) 7-0 1/2, 4. Ed Bolling (SCC) 6-10 3/4, 5. Kevin Carlson (Full) 6-8 3/4.

PV/Inv: 1. Vaughn Mealey (un) 16-0 3/4, 2. Brett Williams (PomPit) 15-7, 3. Jeff Truman (Ultimate High) 15-1, 4. Aaron Matthes (SanFran) 15-1, 5. Brad Hecox (LaVerne) 15-1.

PV/Open: 1. John Besmer (SoBay) 17-8 1/2, 2. Derek Oliver (WestAuto) 17-4 1/2, 3. Tim Drath (Cheet) 17-1 3/4, 4. Luke Walker (APU) 16-8 3/4, 5. Dave Ryerson (un) 15-5.

400m Hurdles: 1. Marty Beck (NikeInt) 50.51, 2. Tom Zverina (AthCan) 51.45, 3. Stephan Flendy (SMT) 52.54, 4. Terrance Carn (CSUN) 53.0, 5. Ron Murray (un) 53.03.

HJ: 1. Tage Peterson (APU) 6-8 3/4, 2. Matt Belfield (un) 6-4 3/4, 3. David Fair (APU) 6-4 3/4, 4. Jordan Foote (Biola), Jimmie Anderson (Biola) & Andrew Herman (un) 6-2 3/4.

200m: 1. Tim Williams (SDTC) 20.70, 2. Keith Barker (Taft) 21.02, 3. Peter Ogilvie (AthCan) 21.04, 4. Tony Miller (Nike Int) 21.21, 5. Cory Doxey (Taft) 21.35.

Invitational Mile: 1. Edgar de Oliveira (Brazil) 3:57.66, 2. Joao N'Tyamba

(Brazil) 4:01.42, 3. Wander Moura (Brazil) 4:05.15, 4. Paul Greer (SDTC) 4:06.63, 5. Ben Turman (Mizuno) 4:10.85.

5000m: 1. Javier Ramirez (UCR) 15:16.2, 2. Juan Vega (MISAC) 15:19.9, 3. Eric Engel (PILomaTC) 15:25.22, 4. Steve Pye (APU) 15:58.6, 5. Brian Robinson (SMT) 16:09.2.

4x400 Relay: 1. Redlands 3:16.61, 2. Taft College 3:16.80, 3. Vancouver OC 3:19.19, 4. Azusa Pacific 3:19.28, 5. Fullerton 3:21.12.

TJ: 1. Greg Harper (Goldwin) 48-6, 2. Clayton Tharrington (CSUN) 47-6 1/2, 3. Ben Beal (APU) 47-5, 4. Chris Smith (Red) 47-3, 5. James Jones (Taft) 47-0 3/4.

JT: 1. Graham Morfitt (AthCan) 210-2, 2. Ralph Lycklama (APU) 194-3, 3. Josh Johnson (un) 183-5, 4. Rob Roggeveen (Red) 178-3, 5. Dave Pope (APU) 173-9.



MARTY BECK

Photo by Kirby Lee

Women

SP: 1. Huang Zhihong (China) 63-0, 2. Dawn Dumble (un) 55-5, 3. Rico Brown (Cheetahs) 53-5, 4. Gea Johnson (Nike Int) 47-11 1/4, 5. Nada Kaware (un) 43-7.

3000m: 1. Annie Seawright (AsicsW) 9:50.07, 2. Kris Morgan (AsicsW) 9:50.25, 3. Michelle Buchicchio (AsicsW) 10:07.40, 4. Sherri Hall-Curl (Gardena Reeb) 10:42.77, 5. Andrienne Trader (SoBay) 10:45.84.

1500m: 1. Shola Lynch (Foot Locker) 4:21.1, 2. Leslie Mayne (un) 4:22.03, 3. Mary Kenny (AsicsW) 4:36.9, 4. Kim Ojeda (AsicsW) 4:38.66, 5. Sandra Rodriguez (Cacicque) 4:40.9.

4x100 Relay: 1. Azusa Pacific 46.84,

2. Cal State Los Angeles 47.41, 3. San Diego State 47.66, 4. Fullerton 51.18, 5. UC Riverside 51.66.

HT: 1. Donna Beard (AIA) 157-6, 2. Kiyomi Parish (PomPit) 136-8, 3. Jennifer Cheever (Citrus) 146-0, 4. Christina Mixon (SanFranSt) 120-3, 5. Lillian Casas (CalLuth) 118-11.

PV: 1. Angie Ellis 7-0, 2. Amy Kimm 7-0, 3. Melissa Myers 7-0.

JT: 1. Debbie Malachowski (aPU) 135-0, 2. Socorro Gonzales (LaVerne) 127-0, 3. Janean Perkins (SanDiegoSt) 121-7, 4. Lisa Henderson (CSLA) 115-10, 5. Jane Winer (LaVerne) 113-2.

100m Hurdles: 1. Doris Williams (Goldwin) 13.26, 2. Donna Waller (Goldwin) 13.37, 3. Sharron Couch (AsicsW) 13.47, 4. Michelle Campbell (APU) 13.68, 5. Lucy da Conceicao (Brazil) 13.89.

HJ: 1. Clare Look-Jaeger (NikeCst) 6-0, 2. Lisa Coleman (NikeCst) 5-8, 3. Latea Woods (Citrus) 5-4, 4. Erica Spencer (Citrus) 5-4, 5. Terri Pruitt (APU) 5-4.

400m: 1. Malika Freeman (San DiegoSt) 54.86, 2. Laura Walberg (Cheet/Can) 56.15, 3. Alison Pouthian (NikeCst) 56.31, 4. Debra Hamilton (CSLA) 56.97, 5. Shola Lynch (Foot Locker) 57.09.

100m: 1. Tara Perry (Cheet/Can) 11.88, 2. Francine Wada (SanDiegoSt) 12.04, 3. Darla Vaughn (SDTC) 12.11, 4. Diana Smith (LaVerne) 12.13, 5. A. Rosen (CSLA) 12.18.

800m: 1. Teena Colebrook (AsicsW) 2:8.30, 2. Maria Runyan (SDTC) 2:11.56, 3. Jennifer Nanista (SDTC) 2:11.64, 4. Carmen Gage (APU) 2:12.43, 5. Kristy Matthews (SanDiegoSt) 2:12.53.

400m Hurdles: 1. Sharifa Cox (SanDiegoSt) 59.48, 2. Maureen Cinquars (AthCan) 1:01.34, 3. Liz Moreland (AthCan) 1:02.50, 4. Elinor Tolson (CSUN) 1:06.45, 5. Sarah Poulter (un) 1:07.70.

200m: 1. Tara Perry (AthCan) 24.19, 2. Malika Freeman (SanDiegoSt) 24.30, 3. Sheri Porter (un) 24.62, 4. Cherise Ellison (CSUN) 24.67, 5. Laura Walberg (Cheetahs) 25.30.

DT: 1. Grace Apiali (Nigeria) 157-10, 2. Michelle Bryant (MtSAC) 140-2, 3. Debbie Malachowski (APU) 139-4, 4. Melanie Dear (Redlands) 134-9, 5. Melissa Stewart (APU) 128-7.

LJ: 1. Tannel House (CSUN) 19-11 3/4 w+5.0, 2. Gea Johnson (NikeCst) 19-10 3/4, 3. Wendy Brown (un) 19-10 1/4, 4. Sabrina Williams (NikeCst) 18-11 1/4, 5. Nedra Dillon (SanDiegoSt) 18-10 1/2.

4x400m Relay: 1. San Diego State 3:48.27, 2. Coquitlam Cheetahs 3:54.64, 3. Fullerton College 4:26.5, **TJ:** 1. Althea Moses (un) 39-7 3/4, 2. Tannel House (CSUN) 38-8 3/4, 3. Desiree Punevacz (UCLA) 37-8 1/2, 4. Terri Pruitt (APU) 35-8 3/4, 5. Amy Meyers (CSUN) 33-6 1/2.

SoCAL DIARY

By Bill Minarik

☞ March 21

UCLA men and women continued to roll toward unbeaten dual meet seasons last Saturday as the men eased past Texas and 84-64-55 while the women were easy 118-38 victors over Cal in a dual meet. The Bruins' Marcus Reed running a 10.48 100 meters into a wind was the top effort of the day.

At Long Beach State, Utah State edged the CS Northridge men 110-101 in the collegiate classic, while the Northridge women outran San Diego State 97-83 to take their division.

In a major high school invitational, the boys and girls of Arroyo Grande swept both divisions of the SLO Invitational by scores of 239-87 over San Luis Obispo and 214-86 past runner-up Atascadero.

☞ March 28

Camarillo High's Jeremy Fischer was the big news last weekend as the senior high jumper soared 7-4 at the Santa Barbara Easter Relays to break Lee Balkin's regional record of 7-3 1/4. Elsewhere, at the Bishop Amat Relays held at Mt. SAC, the boys from Rowland High used sprints and jumps to run away from runner-up Mira Costa 91-61 1/2. In the girl's division, Bakersfield South eased past West Covina 60-45. At the Long Beach Wilson Relays, the home school won both boys and girls large school championships, while Harvard-Westlake and Sonora took small school honors.

In four-year college action, the USC men took a four-way meet from Fresno State, Boise State and Iowa by a 68-63-44-28 count, while the Fresno State women outran Boise State and USC in a tri-meet 62-55-53. USC's Sau Ying Chan's 11.69-13.07 sprint double was the highlight performance of the meet. At UC Irvine, in a five-way meet, Weber State won both men and women's meets by scores of 111-54-52-49-34 over CSLA, Cal Poly Pomona, CS Fullerton and UCI, to 102-

METRIC TRACK MARKING by Springco

MAKE THE LINING OF YOUR DIRT TRACK EASIER AND MORE ACCURATE! SPRINGCO can mark your existing 440 yard dirt track or new 400 meter dirt track for metric events with a common finish line. Over 7 years of experience with over 35 completed tracks. References available.

Service includes:

- 1 Accuracy check of curb (existing 440 yard tracks).
- 2 Verification of plans and as built (new construction).
- 3 Consultation on layout: location of finish line, special events, etc.
- 4 Surveying, measuring and marking on curb marks for all National High School Federation events. Marks include: starting lines, staggers, hurdle marks, relay zones (including acceleration zones) and finish.
- 5 Color coded ultraviolet resistant plastic markers are permanently adhered for all marks (5 year guarantee on plates).

SPRINGCO

ATHLETICS

1450 W. 228th Street #8, Torrance, CA 90501

ST
100 M

FINISH

IH5
LN2

55-50-33-15 ahead of CSLA, UCI, CPP and CSF. In a pair of SCIAC four-way dual meets, Redlands, Pomona-Pitzer, Oxy and Cal Lutheran went 3-0, 2-1, 1-2, and 0-3 respectively in the men's competition, while P-P, Redlands, Oxy and Cal Lutheran went 3-0, 2-1, 1-2 and 0-3 in the women's meets.

☞ April 4

A handful of invitationals was all that was on SoCal's track menu last Saturday, with most local schools competing

at the Cal Poly Invitational. At that one, Stanford's field event strength carried it to championships in both the men and women's competition by scores of 160-128 1/2 over runner-up BYU and 173-91 ahead of second place Cal State LA. At the Oakland High School Invitational held at UC Berkeley, Jason Madearis of Hart and Ken Haslip of Muir traded wins in the 110 and 300 meter hurdles, while the Muir boys swept the relays including a 3:14.01 1600 meters.

Wharf to Wharf Race

Santa Cruz • July 24th

It's the Best Little Roadrace in California!

If you're a runner, jogger, walker, alive, or want to be, Santa Cruz is the place to be on July 24.

For twenty-two years, runners from across America and around the globe have flocked to this seaside mecca of sun, fun and fitness on the fourth Sunday in July. Blessed with perfect weather, spectacular scenery, and a fast course, the festive six-mile jaunt from Santa Cruz to Capitola-by-the-Sea is a favorite of world class athletes and casual joggers alike.

More than just a great race, Wharf to Wharf is a celebration of running. Crowds of enthusiastic spectators and a wild array of live entertainment line the gently rolling race route. Giant rainbows of colorful balloons mark each mile. And the beach party finish is legendary with gifts and refreshments for all. That's the good news.

The bad news is that Wharf to Wharf is not for everyone. Due to narrow streets and small town venues, the race field is strictly limited to just 12,000 runners on a first-come-first-served basis. Twice that number apply each

year, making Wharf to Wharf truly a gourmet event. It's not just the best little roadrace in California, it's the most exclusive event of its kind in the world. Catch it if you can!

Application

Complete the attached entry form, clip and mail with a CHECK FOR \$16.00 to: Wharf to Wharf Race, Box 307, Capitola, CA 95010. Only one entry per entry form. (Entry form may be photocopied). Do it now! Remember, only the first 12,000 entry applications received will be accepted. All others will be returned to sender. If your check is cashed, you're in. ONCE ACCEPTED, ENTRY FEES ARE NON-REFUNDABLE. Race packets with bib numbers and raceday instructions will be mailed first class on July 1st.

Wharf to Wharf is a footrace. Runners, joggers and walkers are welcome. For safety reasons, bikes rollerblades, skates, skateboards, wheelbarrows, strollers, babyjoggers etc. . . are prohibited. Special accommodations are provided for wheelchair athletes and others with special needs.

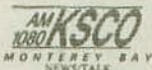
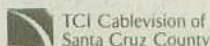



Awards

Everyone's a winner at Wharf to Wharf. Just getting in is

something, and the running is something else! First male and female finishers are awarded Championship Cups by the mayors of Santa Cruz and Capitola. Specially cast Olympic-style medals go three deep. Top 100 win Centurion sweat shirts. All finishers earn a giftpack loaded with goodies, featuring the Official Wharf to Wharf Runner T-shirt which cannot be purchased by anyone, anywhere, at any price, ever!

And the biggest prize of all could go to anyone. All entrants are equally eligible to win the Official Race Pace Car, a **1994 TOYOTA CELICA**. 100 names will be randomly drawn from the sold-out field. These 100 runners will be issued special gold bib numbers and entered in the final Pace Car drawing at the raceday awards ceremony. Check your Race Packet for a gold number! You could be driving home from Wharf to Wharf in a brand new \$20,000 TOYOTA!



1994 Wharf To Wharf Race

OFFICIAL ENTRY FORM

July 24 8:30 a.m.

Name: First Name Last Name Best 1993 10K Time

Address:

City: State: Zip: Day Phone ()

Wheelchair Athlete Athlete with other special needs (specify) _____

AS ROADRACING IS DANGEROUS, ALL RUNNERS ARE REQUIRED TO ASSUME ALL RISK BY SIGNING THIS GENERAL RELEASE: In consideration of your accepting my entry application, I for myself, my personal representatives, heirs and next of kin hereby release and discharge Wharf To Wharf Race, Inc., its organizers, sponsors, directors and agents, the County of Santa Cruz, the Cities of Santa Cruz and Capitola and their respective agents from all liability to me, my personal representatives and heirs for all loss, damage, or any claims or demands on account of personal injury, death or property damage arising out of my participation in the Wharf To Wharf Race. I am fully aware of the risks inherent in participating in said RACE and hereby elect to voluntarily enter said event and event area and voluntarily assume all risks of loss and injury which I may sustain. I am physically fit and properly conditioned for this event. I hereby grant full permission to Wharf To Wharf Race, Inc., to use my name, voice or picture in any broadcast, telecast, advertising promotion or account of this event for any purpose. I have read and understand this release and waiver of all liability. I know that all entrants are subject to drug testing for banned drugs listed in IAAF Rule 55. I agree to comply with all race rules and instructions of race officials and I understand that the right to reject any race entry application or to issue special invitations is reserved by Wharf to Wharf Race Inc.

SIGNATURES _____ / _____ DATE _____
 RUNNER PARENT/GUARDIAN IF UNDER 18

Form must be signed. Clip and mail with check for \$16.00 to: Wharf To Wharf Race, Box 307, Capitola CA 95010

