


NOVEMBER / DECEMBER 1991

CALIFORNIA

Track News



BULK RATE
U.S. POSTAGE
PAID
Fresno, CA 93706
Permit No. 629

- ✓ Zhu Jian-Hua's Comeback
- ✓ High School Cross Country Ranking
- ✓ 1991 College Conference Track Ratings

Track & Field ■ Cross Country


Eighteenth Year

\$2.25

KINNEY[®]

CROSS COUNTRY

CHAMPIONSHIPS



LOUIE QUINTANA -- 1990 West Winner
Fine Flicks by Don Gosney

The country's first national championships in high school sports. More than 100 state champions will join 5,000 boys and girls from every corner of the United States to compete in four regional qualifying meets. The sixty-four winners will go on to the national championships in San Diego December 14. But *just two* elite runners will return home as national champions.

All high school cross country runners are eligible to compete. The distance for all events is 5,000 meters.

WEST REGIONAL

Saturday, December 7, 1991
Woodward Park, Fresno, CA

Alaska, Arizona, California, Hawaii, Idaho, Montana, Nevada, New Mexico, Oregon, Utah, Washington, Wyoming and U.S. Overseas Military Installations

For entry form write/call:

Bill Cockerham
4957 E. Heaton Ave., Fresno, CA 93727
(209) 456-0535

Sponsored by Kinney Shoe Corporation

KINNEY SHOES

Foot Locker. Lady Foot Locker. **CHAMPS** Sports **ATHLETIC** **-PRESS**

CALIFORNIA Track News

Bill Cockerham
Editor & Publisher

Judy Cockerham
Production/Advertising Manager

Elaine Fraley
Production Assistant

Keith Conning
High School Editor

Doug Speck
Southern California
High School Editor

Dennis McClanahan
California Coaches Alliance

Bill Minarik
SoCal Diary

Jim Hunt
Technique & Training

PHOTOGRAPHERS: Keith Conning, Bill Cottles, Burt Davis, Rich Gardner, Don Gosney, Kirby Lee, Bill Leung, Jr. and Doug Speck.

SENIOR EDITORS: Percy Knox (Masters Men Track & Field); Bob Womack (High School All-Time Lists).

California Track News is published 11 times per year - one issue per month except December which is combined with November. Each issue is mailed about the first of the month.

California Track News has an average circulation of 2,000 copies; these consist of paid subscriptions, store sales, and promotional copies.

California Track News is mailed third class bulk rate and is not forwardable. When you move, please let us know at least 4 weeks in advance.

SUBSCRIPTION RATES: 1 year (11 issues) \$18; 2 years (22 issues) \$32; 3 years (33 issues) \$43. Add \$10 per year for U.S. first class; \$12 per year for Canada and Mexico; \$22 per year for foreign airmail.

ADVERTISERS: Closing date the first of the month previous to cover date. Send for current rate card. Special discounted rates for meet/race/clinic ads.

4957 E. Heaton Ave.
Fresno, CA 93727
(209) 255-4904
FAX (209) 255-4904




TABLE OF CONTENTS

NOVEMBER / DECEMBER 1991

Schedule.....	4	Subscription Form.....	21
SoCal Diary.....	7	Results.....	22
Zhu Makes Comeback at Cal State L.A.....	8	College Men's All-Time Woodward Park 5-Mile Marks.....	25
Prep Notes.....	10	1991 College Conference Track Ratings.....	28
SoCal X-C Results.....	11		
Coaches Alliance.....	18		
Kinney California High School Cross Country Rankings.....	20		

FROM THE EDITOR

Out of the Frying Pan

Just when we thought we were caught up and finally coming out in a more timely fashion . . . we find ourselves behind again. The usual combined November/December issue should allow some slack time for getting back on track, and if I can get out of the frying pan on the correct side, we will be rolling.

You are asking yourself, "What in blazes is he talking about now?" "Behind, again?" "Frying pan?" "He's finally slipped a little too close to the deep end and now he's gone in?" I'll admit my elevator probably doesn't go all the way to the top floor. You should have figured that out by now. Anybody who thinks a good time is standing out in the heat or cold and watching runners flow by in their shorts obviously doesn't have both oars in the water.

Most of you know that two years ago I had some health problems that slowed me down - the frying pan. I had to make some changes in my life regarding stress, fatigue and heat. One of those changes was to pass the cross country and track coaching batons at Fresno Pacific College on to another. That move actually freed up more time for me to work on the magazine. It enabled us to accomplish the split into two magazines, it enabled us to get caught up and publish more timely, and it enabled me to spend more time with family. I miss the coaching, but now realize what an insatiable beast it had become. Fun and rewarding, for sure, but equally consuming.

I was managing my illness quite well and making my way out of the frying pan until last September 12. It was then that I went from the frying pan to the fire. A routine quick trip to the store a half mile from home turned into a disaster as my 10-year old Toyota was demolished and my neck suffered a similar fate. I was the victim of a hit-and-run accident from a driver in a stolen car that was not insured.

One gets another perspective on life when looking at it through some pain, discomfort and a close call. I've been able to get most of the real important and pressing things done at school and home and with the magazine. By the time you read this, I will have had an operation to fuse some of the cervical vertebrae. Most of us don't have perfect bodies anyway and we are not guaranteed we will have tomorrow. In the meantime, we'll do the best we can with what we have, one day at a time.

I look forward to seeing you at a meet or race soon.

ON THE COVER: TODD TRASK (left, Kansas State, formerly Santa Rosa JC) and JAMEY HARRIS (Fresno State) the 1-2 finishers at the Cal Poly SLO Invitational.

Photo by Elaine Rosenfield

SCHEDULE

Please send cross country and track information to CTN, 4957 E. Heaton Ave., Fresno, CA 93727.

The schedule is subject to change, so please verify dates, locations, times, etc., prior travelling to an event. It is a good idea to always include a self-addressed, stamped envelope when requesting information or entry forms.

High School

Cross Country

November 30 (Sat.): Fresno: CIF/Reebok State High School X-C Championships. Woodward Park. Steve Ward (209) 299-7211 or 434-1040 (home).

December 7 (Sat.): Fresno: Kinney West Regional. Woodward Park. 8 races beginning at 9:30 a.m. Qualifier for Kinney Nationals on December 14. Kinney West, 4957 E. Heaton Ave., Fresno, CA 93727 (209) 456-0535.

December 14 (Sat.): San Diego: Kinney Cross Country Championships. Morley Field. (212) 720-3752.

Track & Field

November 16 (Sat.): Los Altos Hills: Foothill College Throw Series. (Junior, Open, Submasters, Masters) Contact: Foothill College, c/o Gary Kelmenson, Assist. Track Coach, 2501 Friesland Ct., Santa Cruz, CA 95062. Gary Kelmenson (408) 725-1110 or Joe Mangan (415) 949-7358.

December 14 (Sat.): Los Altos Hills: Foothill College Throw Series. (Junior, Open, Submasters, Masters) Contact: Foothill College, c/o Gary Kelmenson, Assist. Track

Coach, 2501 Friesland Ct., Santa Cruz, CA 95062. Gary Kelmenson (408) 725-1110 or Joe Mangan (415) 949-7358.

December 14-15 (Sat.-Sun.): Long Beach: 21st Winter Decathlon / Heptathlon. (Originally scheduled for Nov. 30-Dec. 1) Long Beach State University. Entry deadline is November 29. Decathlon--High School, JC, Univ/Open, Submasters, Masters. Heptathlon--Open. Andy Sythe, Head Track Coach, Long Beach State University, 1250 Bellflower Blvd., Long Beach, CA 90804 (213) 985-4666.

1992

January 4 (Sat.): Long Beach: New Year's All-Comers. 12:00 p.m. (Youth, high school, community college, university/open, masters). Andy Sythe (213) 985-4666.

January 11 (Sat.) Fresno: FSU Track Clinic. FSU Campus.

January 17 (Fri.) Los Angeles: Sun-kist Indoor Meet. 5 p.m.

January 25 (Sat.): Long Beach: Long Beach State All-Comers. 12:00 p.m. (Youth, high school, community college, university / open, masters). Andy Sythe (213) 985-4666.

February 1 (Sat.) Long Beach: Long Beach State All-Comers. 12:00 p.m. (Youth, high school, community college, university / open, masters). Andy Sythe (213) 985-4666.

February 15 (Sat.) Long Beach: Long Beach State All-Comers. 12:00 p.m. (Youth, high school, community college, university / open, masters). Andy Sythe (213) 985-4666.

February 14-15 (Fri.-Sat.): Pocatello, ID: 1992 Simplot Games. Indoors. Holt Arena, Idaho State University. Carol Lish, Simplot Games, P.O. Box 912, Pocatello, ID 83204. 1-800-635-9444.

College & Open

Cross Country

Nov. 2 (Sat.): Chico: NCAC Championships. 10 a.m.

Nov. 2 (Sat.): La Mirada: SCIAC Cham-

pionships. 9:30 a.m.

Nov. 2 (Sat.): La Mirada: NAIA District III Championships.

Nov. 2 (Sat.): Las Cruces, NM: Big West Championship.

Nov. 2 (Sat.): Riverside: CCAA Championships. UC Riverside.

Nov. 2 (Sat.): Belmont: PA/TAC Cross Country Championships. Crystal Springs. Flory Rodd (415) 387-7172.

Nov. 9 (Sat.): Sonoma: NCAA Div. II Western Regionals. Rohnert Park.

Nov. 16 (Sat.): Fresno: NCAA Region 8 Meet. Woodward Park. 11 a.m.

Nov. 16 (Sat.): Kenosha, WI: NAIA Nationals.

Nov. 23 (Sat.): Edwardsville, IL: NCAA Division II Championships.

Nov. 25 (Mon.): Tucson, AZ: NCAA I Cross Country Championships, Sheraton El Conquistador Resort, Tucson. Dave Murray, Ath. Dept., McKale Center, Univ. of Arizona, Tucson, AZ. 85721. (602) 521-4829.

Nov. 30 (Sat.): Boston, Massachusetts: U.S. Cross Country Championships, Franklin Park, Boston. NEAC, P.O. Box 1905, Brookline, MA. 02146. (617) 566-7600.

Track & Field

November 16 (Sat.): Los Altos Hills: Foothill College Throw Series. (Junior, Open, Submasters, Masters) Contact: Foothill College, c/o Gary Kelmenson, Assist. Track Coach, 2501 Friesland Ct., Santa Cruz, CA 95062. Gary Kelmenson (408) 725-1110 or Joe Mangan (415) 949-7358.

November 21 (Thurs.): Fresno: Turkey Trials. FSU Warmerdam Field. 2 p.m. Athletics, Fresno State University, 5305 N. Campus Ave., Fresno 93740-0027 (209) 278-2644.

December 14 (Sat.): Los Altos Hills: Foothill College Throw Series. (Junior, Open, Submasters, Masters) Contact: Foothill College, c/o Gary Kelmenson, Assist. Track Coach, 2501 Friesland Ct., Santa Cruz, CA 95062. Gary Kelmenson (408) 725-1110 or Joe Mangan (415) 949-7358.

December 14-15 (Sat.-Sun.): Long Beach: 21st Winter Decathlon / Heptathlon.

SCHEDULE

(Originally scheduled for Nov. 30-Dec. 1) Long Beach State University. Entry deadline is November 29. Decathlon--High School, JC, Univ/Open, Submasters, Masters. Heptathlon--Open. Andy Sythe, Head Track Coach, Long Beach State University, 1250 Bellflower Blvd., Long Beach, CA 90804 (213) 985-4666.

December 15 (Sun.) Los Angeles: L.A. State Weight Pentathlon. Cal State LA.

1992

January 4 (Sat.): Long Beach: New Year's All-Comers. 12:00 p.m. (Youth, high school, community college, university/open, masters). Andy Sythe (213) 985-4666.

January 11 (Sat.) Fresno: FSU Track Clinic. FSU Campus.

January 17 (Fri.) Los Angeles: Sun-kist Indoor Meet. 5 p.m.

January 25 (Sat.) Fresno: FSU Weight Pentathlon. FSU Warmerdam Field.

January 25 (Sat.): Long Beach: Long Beach State All-Comers. 12:00 p.m. (Youth, high school, community college, university / open, masters). Andy Sythe (213) 985-4666.

February 1 (Sat.) Long Beach: Long Beach State All-Comers. 12:00 p.m. (Youth, high school, community college, university / open, masters). Andy Sythe (213) 985-4666.

February 15 (Sat.) Long Beach: Long Beach State All-Comers. 12:00 p.m. (Youth, high school, community college, university / open, masters). Andy Sythe (213) 985-4666.

February 22 (Sat.): Long Beach: Long Beach Relays. Community College and University / Open. 9 a.m. Andy Sythe (213) 985-4666.

Masters

Cross Country

November 30 (Sat.): Boston, MA: 1991 TAC/USA National Masters Championships. Franklin Park. John McGrath or Sue Smith (617) 891-4538.

1992


March 20: Boston, MA: International Veterans Cross Country Classic. (Precedes the IAAF World Cross Country Championships 3/21/92.) Franklin Park. John McGrath or Sue Smith (617) 891-4538.

From the Cross Country Journal



The BEST of the Cross Country Journal contains the very finest material that appeared in the first 44 issues of the CCJ. Over 150 contributors present a balanced viewpoint on topics of interest to the conscientious coach. This is the most complete book available on building a good CC program or making a good one better.

Herb Parson's Illustrations of CC & Track on T-Shirts, and Sweats, customized with the name of your school and/or team members. If you're looking for really high quality custom designed shirts, you've come to the right place.


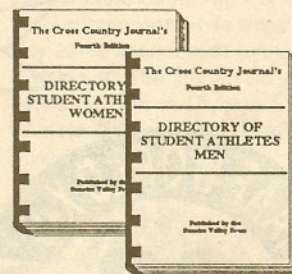


Perfect for Awards!



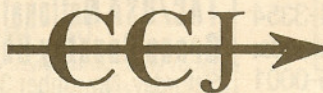
Posters and Notecards with Parson's images are also available on 80# linen text. Posters are 11" by 17".

The Directory of Student Athletes contains the profiles of male and female cross country runners seeking appropriate colleges: Always an unusually able group of people. A CC runner may submit a profile at any time. Coaches find it invaluable.



The CCJ College Guide contains a list of over 2,000 college programs with basic facts on each (with a fuller profile on over 200 of them), complete results of the men's and women's national meets since 1976: NCAA, I, II & III, NAIA, NJCCA & NCCAA, and guidelines to help high school seniors make a wise choice.

To order these products or receive information about our many other products, write or call:



P. O. Box 1004, Dept. C2
Austin, MN 55912
1-800-828-1231



SCHEDULE

Track & Field

November 9 (Sat.): Sacramento: River City T.C. Fall Invitational #2 (open, submasters, masters). Sacramento State University. Michael Holzang (916) 489-7881 home, (916) 325-7613 work.

November 16 (Sat.): Los Altos Hills: Foothill College Throw Series. (Junior, Open, Submasters, Masters) Contact: Foothill College, c/o Gary Kelmenson, Assist. Track Coach, 2501 Friesland Ct., Santa Cruz, CA 95062. Gary Kelmenson (408) 725-1110 or Joe Mangan (415) 949-7358.

December 14 (Sat.): Los Altos Hills: Foothill College Throw Series. (Junior, Open, Submasters, Masters) Contact: Foothill College, c/o Gary Kelmenson, Assist. Track

Coach, 2501 Friesland Ct., Santa Cruz, CA 95062. Gary Kelmenson (408) 725-1110 or Joe Mangan (415) 949-7358.

December 14 (Sat.): Long Beach: Fall Distance Carnival Track Meet. (High School, Community College, Univ/Open, Masters) (213) 985-1700.

December 14-15 (Sat.-Sun.): Long Beach: 21st Winter Decathlon / Heptathlon. (Originally scheduled for Nov. 30-Dec. 1) Long Beach State University. Entry deadline is November 29. Decathlon--High School, JC, Univ/Open, Submasters, Masters. Heptathlon--Open. Andy Sythe, Head Track Coach, Long Beach State University, 1250 Bellflower Blvd., Long Beach, CA 90804 (213) 985-4666.

1992

January 4 (Sat.): Long Beach: New

Year's All-Comers. 12:00 p.m. (Youth, high school, community college, university/open, masters). Andy Sythe (213) 985-4666.

January 11 (Sat.) Fresno: FSU Track Clinic. FSU Campus.

January 17 (Fri.) Los Angeles: Sun-kist Indoor Meet. 5 p.m.

January 25 (Sat.) Long Beach: Long Beach State All-Comers. 12:00 p.m. (Youth, high school, community college, university / open, masters). Andy Sythe (213) 985-4666.

February 1 (Sat.) Long Beach: Long Beach State All-Comers. 12:00 p.m. (Youth, high school, community college, university / open, masters). Andy Sythe (213) 985-4666.

February 15 (Sat.) Long Beach: Long Beach State All-Comers. 12:00 p.m. (Youth, high school, community college, university / open, masters). Andy Sythe (213) 985-4666.



For advance ticket sales or tour information, please call or write our Official U.S. Tour Operator:

FFT /Fresh Pond Travel
186 Alewife Brook Parkway
Cambridge, MA 02138

Phone: 617-661-9200

Fax: 617-661-3354

Toll free inside U.S. & Canada:
1-800-645-0001

The world is coming to Boston

on America's 500th birthday!!

20th IAAF World Cross Country Championships

Franklin Park, Boston, MA
Saturday, March 21, 1992

Plus:

**International Veteran's
Cross Country Classic**
Friday, March 20, 1992

In 1991:

**TAC/USA National Junior, Senior & Masters
Cross Country Championships**
Saturday, November 30, 1991



SoCAL DIARY

By Bill Minarik

September 9

The San Diego Mesa Invitational opened the Cross-Country season in SoCal this year with the 2 Community College teams expected to battle it out for the men's state title, Long Beach and El Camino dead even in team scoring 50-50. EC got the win based on best 6th man, however the Vikings were without 2 of their top 5. In the women's division, Mt. SAC held off Irvine Valley, the newest addition to the SoCal C.C. sports scene, by a 72-79 score.

In the only other scoring affair of the weekend, the Loyola Marymount men outran USD 51-65 and the Pepperdine women were easy 37-88 winners over Santa Clara at the L.M.U. Invit.

September 16

Cross-Country season went into high gear over the week-end as most teams at all levels saw some type of action. At the Mira Costa Invitational, the Long Beach CC Vikings were in high gear as their men, with all members present, took a dual-meet like 19-39 win over runner-up El Camino, while the Irvine Valley women ran away from Saddleback 48-88 to take the gold.

In 4-Year College action, U.C. Irvine lived up to pre-season expectations as they easily took both divisions of the Fresno State Invitational 41-79 over the Fresno State men and 41-73 over a potent CPSLO women's crew.

Down at the San Diego Invitational, the Jamal Toad men had to go to a 6th man tie-breaker to get past the host USD team 38-38, while the USD women made the home fans happy with a 31-55 win over runner-up Loyola Marymount.

The Whittier Invitational saw the home team men just edge Fresno Pacific 91-95 and the St. Marys women take their division 36-55 over runner-up Southern Utah. A dual meet found the USC men taking the C/S Long Beach men 23-35 while the CSULB women ran away from the women of Troy 16-36.

The major prep invitational of the day took place in Ventura at the Seaside Invitational where the powerful Hart boys team took all 3 grade divisions and with them the sweepstakes trophy. In fact 11 of the Hart runners

were under 16 minutes for the 3 mile course. The Simi Valley girls won the junior-senior race with 99 points.

The Diamond Bar Invitational saw boys teams from Upland, Villa Park, South Hills, and Cathedral notch divisional titles while the girls teams from Lakewood, Gahr, South Hills, and Cathedral were likewise titlests. At the Rosemead Invitational, Covina edged out the San Gabriel boys on total time, while the San Marino girls destroyed the field and runner-up Arcadia by over 6 1/2 minutes.

September 23

It didn't take former Agoura High star, Deena Drossin long to make her return to Southern California, however her opponents wished she had stayed away a little longer as she lead her Arkansas Razorback teammates to a 35-53 win over runner-up Northern Arizona at the Aztec Invitational in San Diego, with a first place individual finish. In the men's competition, Arizona outran a potent Aztlan track club 64-78 for the gold.

At the Sonoma State Invitational, the Cal Poly SLO women were close 58-66 winners over a very good U.C. Davis squad; while down at Loyola-Marymount the LMU men took a 21-37 dual from Pepperdine, with the Pepperdine women reversing that result by a 21-36 count.

In one of the 3 Western States Conference meets this season, Glendale CC was a double winner destroying the men's field 22-75 over runner-up Bakersfield and taking the women's meet 53-68 over Santa Monica.

The Clovis High Invitational at Woodward Park in Fresno saw a good showing by SoCal teams. The Morro Bay boys took Division III while the girls from Arroyo Grande, Tustin, and Orange Lutheran swept all 3 female divisions.

At the Woodbridge Invitational, boys from El Toro High, L.A. Lincoln, Long Beach Wilson, San Pasqual, Saugus and San Pasqual again came away with grade-class titles, while the Agoura and El Toro girls won varsity titles.

September 30

The U.C. Riverside Invitational drew most of the local colleges last week-end, but it was

the Aztlan Track Club that ran away with the men's race 46-101 over runner-up Point Loma. The UCLA women had an easy time of it, clearly out distancing the U.C. Irvine "B" team 49-84. In a multi-team meet at UCSB, the home team men dropped CS Fullerton and CS Long Beach 22-33-78, while the CSF women were easy 27-57-59-95-143 winners over UCSB, CSLB, Pomona-Pitzer, and Mt. St. Marys.

The Mt. SAC Mounties ventured up to the San Francisco Invitational at Golden Gate Park and came away with wins in both the men's and women's division by combined time differentials of about 4 minutes each over runner-up West Valley.

The Royal Invitational at Moorpark College demonstrated why Hart High is the #1 rated boys team in the country as they destroyed the field and runner-up Peninsula 28-123 in Div. I competition while Nordhoff was a runaway 23-60 winner over runner-up Fillmore in Division II. The Peninsula girls turned the tables on Hart in Division I 37-71 while the Fillmore girls just edged LaCanada 42-47 in Division II girls.

At the Bell-Jeff Invitational at Griffith Park, the boys from Bell, Buena, Morro Bay, and MacFarland Highs, as well as the girls from Belmont and Arvin, came away with Division-I Championship trophies.

ADDRESS CHANGE ????

Please inform **CTN** of your address change as soon as possible. **CTN** is mailed third class bulk rate and is NOT forwardable.

Thank you!

ZHU Makes Comeback at

By Kirby Lee

Seven years have passed since Zhu Jian-Hua stood on the victory platform at the Coliseum as the bronze medalist in the high jump for the People's Republic of China in the 1984 Olympics. Nevertheless, the former world record holder has since yearned for the opportunity to return to Los Angeles.

After a three-year layoff from competition, Zhu, 28, who set the world record three times in 1983 and 1984 but plagued by a lingering knee injury since, has received that opportunity.

It has not been without sacrifice.

A national hero in his homeland, the Shanghai native has left his family and a newlywed wife to attempt a comeback at Cal State Los Angeles where he will make his return to track and field this spring.

"The people in L.A. are real friendly and warm and I like living in a big city," Zhu said through a translator. "I knew that someday I would want to come back. There are so many things I can learn because of the advanced

training methods in the U.S."

Cal State L.A. track and field coach John Turek hopes to learn a lot from Zhu as well.

"It is a unique opportunity for both of us," Turek said. "He has never trained with a group before and has always practiced alone. He is going to gain a lot from his experience with us and I'm excited to work with him."

Brian McCleery, a senior high jumper at Cal State L.A., agreed.

"I can't wait," McCleery said. "I hope I can learn technique from him and the secret how he jumps so high."

The 6-foot-5 Zhu found that answer at an early age.

At 18, he broke the Chinese national record with a jump of 7 feet 6 1/2 inches in 1981. In 1983, he placed third in the World Championships in Helsinki.

It was also the year he set the first of three world records. In June, he cleared 7-9 1/4 in Beijing to eclipse Gerd Wessig of East Germany's record of 7-8 3/4.

Three months later, Zhu broke his own record with a leap of 7-9 3/4 at the Fifth National Games in Shanghai. He increased the

mark to 7-10 in West Germany in 1984. Javier Sotomayor of Cuba holds the current record of 8-0, but Zhu still ranks as the ninth best ever.

Shortly after Zhu's record-setting performances, the first symptoms of tendinitis began to surface in his left knee. Nevertheless, he continued to compete on the Chinese national team.

"I was the only high jumper," Zhu said. "I was like a one-man team. I was injured a lot of times, but I still had to be in every competition."

After sub-par performances in which he failed to jump higher than 7-7 after the L.A. Olympics, culminated by a disappointing showing at the 1988 Seoul Olympics where he failed to clear the opening height, Zhu knew it was time for a break.

"The injury continued to get worse and worse," said the lanky Zhu, who currently at 170 pounds is 18 pounds heavier than at the 1984 Olympics.

"I decided to rest my legs for the time being and retire from the national team," he said. "I didn't know if it was a permanent retirement or temporary. I just needed to stop. I did not feel pressured to jump anymore. I competed for the national team for 15 years and gave my best."

In the fall of 1990, Zhu contacted Marina Tse, a teacher for the Duarte Unified School District, about the possibility of coming to L.A. to attend school.

Zhu and Tse first met in 1984 when she served as an envoy to the Chinese team for the L.A. Olympic Committee. The two stayed in touch and Tse visited Zhu in Shanghai in 1987 when discussion about coming to the U.S. first arose.

However, Zhu was well aware that he would not be able to do so until at least 1990 be-

"There are so many things I can learn because of the advanced training methods in the U.S."

continued next page...

Cal State L.A.

cause of rules which prohibit national team members from leaving the country until after two years after their last competition.

"He was anxious to leave once he became eligible because he was afraid that the rules may be changed and he might have to wait longer," Tse said of Zhu, who was married in April. "His family was very encouraging and thought it was a wonderful idea for him to go the U.S. to get an education."

Tse began contacting numerous colleges in the southland last fall, including Azusa-Pacific, Point Loma, Westmont and Cal Lutheran. However, Zhu and Tse eventually settled on Cal State L.A. early this spring because of its location and ethnic diversity.

Turek was optimistic about the chances of getting Zhu to attend Cal State L.A., but he still was not completely convinced he would materialize until the final paperwork was completed last month.

"I thought it would be a long shot, but I thought it was worth the effort," Turek said. "It is a lot of work to get a foreign student in school whether he is a world-class athlete or a regular student."

Zhu will spend the fall quarter at Cal State L.A. in the American Cultural Language program—an intensive workshop designed to acclimate foreign students to the English language—before beginning work on a degree in physical education in the winter. He hopes to eventually go into coaching.

Since Zhu attended school only part-time at the Shanghai Physical Culture Institute, he retains four years of athletic eligibility at Cal State L.A., an NCAA Division II school. He would not be able to compete at a Division I school such as UCLA or USC because of age restrictions.



ZHU JIAN-HUA

Photo by Kirby Lee

Although the Division II record of 7-6 appears well within his reach, Zhu is reluctant to make any predictions.

"The knee is much better now," said Zhu, who is receiving a partial athletic scholarship, financial aid and a grant from ACLP. "I have not jumped yet, but I am sure it is fine. I am not worried about setting any records. It is still very early to set any goals, I just want to see what happens this year."

PREP NOTES

By KEITH CONNING

○ RESULTS WANTED

Please send results of Northern California cross country meets to Keith Conning, 2235 Browning Street, Berkeley, CA 94702-1823. I had to submit my stories and results to the magazine by October 1 for this issue. As you can see the Northern California results in this issue are rather skimpy. Some results are reprinted from the newspaper. However, those can be inaccurate. For example, the *San Jose Mercury News* had Bishop O'Dowd finishing tenth in the boys' team race at the Monte Vista Invitational. O'Dowd didn't even enter a boys' team. I would appreciate coaches and meet directors sending in their results as soon as possible after the meet. I don't have the time to go to the library to search through newspapers for results like I used to.

I need help from you, our readers. Please send results from your area of Northern California. I particularly need help with the Central Coast Section and the Sac-Joaquin Section.

I subscribe to the *San Francisco Examiner* and the *Oakland Tribune*.

○ NORTH COAST SECTION RANKINGS

by Peter Brewer (Castro Valley)
Mailed September 25, 1991

Division I (2021+):

Boys:
1. Montgomery, 2. Santa Rosa, 3. Logan, 4. Antioch, 5. Berkeley.

Girls:
1. Santa Rosa, 2. Logan, 3. Montgomery, 4. Berkeley, 5. Antioch.

Division II (1519-2020):

Boys:
1. Amador Valley, 2. DeLaSalle, 3. Castro Valley, 4. Monte Vista, 5. San Ramon.

Girls:
1. Monte Vista, 2. San Ramon, 3. Amador Valley, 4. Eureka, 5. Clayton Valley.

Division III (939-1518)

Boys:
1. Livermore, 2. Bishop O'Dowd, 3. Acalanes, 4. Casa Grande, 5. College Park.

Girls:
1. Bishop O'Dowd, 2. Livermore, 3. Caronde-

let, 4. Washington, 5. Rancho Cotate.

Division IV (1-938)

Boys:
1. Fortuna, 2. St. Mary's, 3. Arcata, 4. Piedmont, 5. Lick-Wilmerding.

Girls:
1. Ursuline, 2. Miramonte, 3. Arcata, 4. Terra Linda, 5. Ft. Bragg.

Overall:

Boys:
1. Amador Valley, 2. De La Salle, 3. Livermore, 4. Montgomery, 5. Santa Rosa, 6. Bishop O'Dowd, 7. Logan, 8. Castro Valley, 9. Monte Vista, 10. San Ramon.

Girls:
1. Santa Rosa, 2. Monte Vista, 3. San Ramon, 4. Bishop O'Dowd, 5. Livermore, 6. Ursuline, 7. Carondelet, 8. Logan, 9. Amador Valley, 10. Montgomery.

○ RESULTS

Rockville Warmup

Fairfield, September 4, 1991

Boys Teams
1. Del Campo 20, 2. Manteca 80, 3. Casa Roble 137, 4. Wood 141, 5. Justin-Siena 141

Boys Individuals
1. Monk (Fairfield) 16:25, 2. Hooper (Del Campo) 16:40, 3. Smith (Del Campo) 16:51, 4. Scherson (Del Campo) 16:54, 5. Dykstra (Del Campo) 17:16

Del Campo Invitational

Beale Point, September 7, 1991

Girls Individuals
1. Cybelle McFadden (St. Francis) 20:19, 2. Giunti (Lassen) 20:23, 3. Pope (Del Oro) 21:10, 4. Cabitac (Florin) 21:12, 5. H. Trout (Christian Brothers) 21:21, 6. Hauptman (Anderson) 21:46, 7. Adams (Del Campo) 21:50, 8. Solberg (Anderson) 21:52, 9. Bell (Anderson) 21:56, 10. Emplit (Fairfield) 22:17

Boys Individuals
1. David Monk (Fairfield) 16:13, 2. Tadett (Mira Loma) 16:20, 3. Farley (Jesuit) 16:36, 4. Damon Dykstra (Del Campo) 16:37, 5. Hooper (Del Campo) 16:42, 6. Scherson (Del Campo) 16:46, 7. Perschield (Jesuit) 16:51, 8. Niles (Jesuit) 16:52, 9. Smith (Del Campo) 17:06, 10. Raske (Del Campo) 17:12

Monte Vista Invitational

Oak Hill Park, Danville, September 13, 1991

Girls Teams
1. Los Gatos 56, 2. Monte Vista 113, 3. San Ramon 122

Boys Teams
1. De La Salle 68, 2. Livermore 81, 3. St. Ignatius 81, 4. Bellarmine 97, 5. Los Gatos 148, 6. Davis 214

Boys Individual
1. Mark McManus (St. Ignatius)

Bob McGuire Relays

Newhall Park, Concord, September 14, 1991

Girls Teams
1. Logan 29:43, 2. Washington 30:11, 3. College Park 30:23, 4. Clayton Valley 30:48, 5. Petaluma 31:39, 6. Northgate 32:29, 7. Antioch 33:49, 8. Ygnacio Valley 34:15

Boys Teams
1. Logan 43:56, 2. College Park 45:55, 3. Washington 46:22, 4. Antioch 46:41, 5. Petaluma 46:48, 6. Concord 47:42, 7. Ygnacio Valley 48:11, 8. Clayton Valley 48:43

Sanger Invitational

Avocado Lake, September 20, 1991

From Dave Dodson (Sanger)

Girls Teams
1. McFarland 33, 2. Sanger 78, 3. Roosevelt 86, 4. Yosemite 103, 5. Garces 107, 6. Sierra 137, 7. Coalinga 180

Girls Individuals
1. Cindy Carter (McFarland) 18:54, 2. D. Diaz (McFarland) 19:45, 3. C. Aguirre (Roosevelt) 19:56, 4. W. Greer (Sierra) 20:22, 5. M. Noble (Garces) 20:25, 6. L. Sanchez (McFarland) 20:31, 7. S. Hill (Sanger) 20:41, 8. C. Guadagnini (Yosemite) 20:47, 9. K. Williams (Yosemite) 21:18, 10. E. Zuniga (McFarland) 21:31, 11. S. Cadurso (Fowler) 21:39, 12. K. Ruiz (Sanger) 21:51, 13. S. Avila (Coalinga) 22:21, 14. E. Cervantes (McFarland) 22:26, 15. M. Rodriguez (Roosevelt) 22:29

Boys Teams
1. Coalinga 46, 2. Sanger 57, 3. Roosevelt 93 (29), 4. Yosemite 93 (40), 5. Sierra 117, 6. Tranquillity 162, 7. Garces 167, 8. Immanuel 225, 9. Edison 227

Boys Individuals
1. J. Sauressig (Yosemite) 15:33, 2. F. Anguiano (Coalinga) 15:36, 3. J. Ayala (Coalinga) 16:02, 4. O. Murphy (Yosemite) 16:06, 5. A. Garcia (Roosevelt) 16:14, 6. E. Gonzales (Coalinga) 16:19, 7. R. Olson (Garces) 16:28, 8. A. Lopez (Sanger) 16:37, 9. J. Owens (Sierra) 16:43, 10. T. Henry (Sanger) 16:48, 11. C. Barajas (Tranquillity) 16:52, 12. L. Naranjo (Sanger) 16:56, 13. S. Ruiz (Sanger) 17:01, 14. N. Hernandez (Sanger) 17:04, 15. S. Young (Edison) 17:10

San Francisco/AAA Invitational

Golden Gate Park, San Francisco, September 21, 1991

Distance: 3.1 miles

Girls Teams
1. Bishop O'Dowd 38, 2. Oak Ridge (El Dorado Hills) 85, 3. Berkeley 90, 4. Lowell 135, 5. Fremont (Sunnyvale) 192

Girls Individuals
1. Ann Baldelli (St. Ignatius) 20:06, 2. Angela Dalke (Bishop O'Dowd) 20:19, 3. Julie Schuster (Oak Ridge) 20:51, 4. Angelica Randall (Bishop O'Dowd) 21:49, 5. Noelle Fein (Bishop O'Dowd) 22:01

Boys Teams
1. St. Ignatius 46, 2. Bishop O'Dowd 52, 3. Ponderosa (Shingle Springs) 167, 4. Lowell 189, 5. Oak Ridge 194, 6. Berkeley 221, 7. Cupertino, 8. Half Moon Bay, 9. Westmoor (Daly City)

Boys Individuals
1. Austin Matulonis (Oak Ridge) 16:44, 2. Mark McManus (St. Ignatius) 16:54, 3. Brad Glosser (St. Ignatius) 17:13, 4. Dan Li-lot (Lowell) 17:26, 5. Levilaryl (El Molino) 17:26

San Ramon Invitational

San Ramon High School, Danville, September 28, 1991

Distance: 1 7/8 miles

PREP NOTES

Large Schools

Girls Teams

1. San Ramon 52, 2. Montgomery 65, 3. Logan 81, 4. Berkeley 106, 5. Antioch 132

Girls Individuals

1. Mei-Ling McNamara (Logan) 11:57, 2. Pamela Richardson (Slater Junior High, Santa Rosa) 12:00, 3. Kim Wilkes (Logan) 12:13, 4. Lori Grant (Monte Vista) 12:40, 5. Gay (Montgomery) 12:45, 6. Stacy Radowicz (San Ramon) 12:49, 7. Erin Bruce (San Ramon) 12:55, 8. Thea Van Gordon (San Ramon) 13:06, 9. Brooke Otterson (San Ramon) 13:09, 10. Brawley (Rancho Cotate) 13:15, 11. DeLaney (Liberty) 13:16, 12. Wenk (Berkeley) 13:20, 13. Weisuer (Montgomery) 13:22, 14. Duncan (Montgomery) 13:29, 15. White (Antioch) 13:32

Boys Teams

1. De La Salle 31, 2. Montgomery 65, 3. Logan 72, 4. Monte Vista 127, 5. Skyline 137, 6. San Ramon 143, 7. Piner 191, 8. Ygnacio Valley 203, 9. Berkeley 205, 10. Ukiah 221

Boys Individuals

1. Mike Prindville (De La Salle) 9:58, 2. Ryan Roskovensky (Monte Vista) 10:01, 3. Jim Zachary (De La Salle) 10:06, 4. Lopes (Montgomery) 10:13, 5. Yemane (Logan) 10:15, 6. Gonzales (Logan) 10:16, 7. John Kelly (De La Salle) 10:20, 8. Klopp (Skyline) 10:27, 9. McCoy (De La Salle) 10:27, 10. Scarborough (Skyline) 10:33, 11. Proinsias Fitzpatrick (De La Salle) 10:39, 12. Hinkle (Montgomery) 10:42, 13. Lockard (Montgomery) 10:48, 14. Sanborn (Montgomery) 10:50

Small Schools

Girls Teams

1. Ursuline 64, 2. Washington 99, 3. Rancho Cotate 107, 4. Miramonte 114, 5. Piedmont 133, 6. College Park 149, 7. Acalanes 167, 8. Las Lomas 227, 9. Casa Grande 229

Girls Individuals

1. Bosch (Ursuline) 12:16, 2. Williams (Washington) 12:28, 3. Shannon Nohr (Miramonte) 12:34, 4. Cadd (Healdsburg) 12:34, 5. Lemus (Rancho Cotate) 12:42, 6. Mousorakis (Washington) 12:44, 7. Lopez (El Cerrito) 12:46, 8. Ferrera (Alhambra) 12:48, 9. Copa (College Park) 12:51, 10. Hakai (Ursuline) 12:52, 11. Geiger (Ursuline) 12:56, 12. Coppuchio (Moreau) 12:57, 13. Campbell (Rancho Cotate) 13:09, 14. McCool (Piedmont) 13:10, 15. Arnold (Piedmont) 13:10

Boys Teams

1. Acalanes 74, 2. College Park 91, 3. St. Mary's 101, 4. Newman 137, 5. Washington 140, 6. Piedmont 154, 7. Casa Grande 191, 8. California School for the Deaf 214, 9. Miramonte 231, 10. El Cerrito 296

Boys Individuals

1. Paul Ward (Acalanes) 10:12, 2. Newman (Las Lomas) 10:17, 3. Puppione (Moreau) 10:20, 4. Wick (Piedmont) 10:20, 5. Sicotte (Acalanes) 10:21, 6. Flynn (Alhambra) 10:25, 7. Barins (Newman) 10:37, 8. Geltuso (Washington) 10:40, 9. Coronado (Hayward) 10:41, 10. Clement (Las Lomas) 10:44, 11. Hansen (Washington) 10:46, 12. Jordon (St. Mary's) 10:52, 13. McGowan (Newman) 10:53, 14. Woske (College Park) 10:54, 15. Hughes (College Park) 10:58

Ram Invitational

Westmoor High School, Daly City. September 27, 1991

Girls Teams

1. Santa Rosa 47, 2. Bishop O'Dowd 69, 3. St. Ignatius 101, 4. Carondelet 107

Girls Individual

1. Nika Horn (Santa Rosa) 14:40 (course record).

Foothill College-St. Francis H.S. Cross Country Carnival

October 18.

Boys: Frosh: Team Scores: 1. Mt. View 67, 2. Bellarmine 78, 3. Homestead 139, 4. St. Francis 143, 5. Gunn 151, 6. Los Gatos 155, 7. Riordan 195, 8. Saratoga 244, 9. Gunderson 250, 10. Piedmont Hills 251.

11. North Monterey 269, 12. San Mateo 275, 13. Aragon 280, 14. Mitty 296, 15. Yerba Buena 330, 16. Palo Alto 412.

Individuals: 1. Blakman (Lynbrook) 16:20, 2. Pitts (Mt. View) 17:41, 3. Bailey (Mt. View) 17:53, 4. Alegria (Gunn) 17:57, 5. Robinette (El Camino) 18:00, 6. McDonough (Cupertino) 18:01, 7. Charpeax (Piedmont Hills) 18:17, 8. Cain (Mt. View) 18:24, 9. Harvey (Los Gatos) 18:29, 10. Sonj (Bellarmine) 18:37, 11. Shore (Los Gatos) 18:38, 12. Coando (Homestead) 18:41, 13. McQueen (Aragon) 18:45, 14. Soler (Gunn) 18:45, 15. Becker (Bellarmine) 18:46.

Boys: Soph: Team Scores: 1. Bellarmine 63, 2. Gunn 83, 3. Fremont 113, 4. North Monterey 132, 5. Yerba Buena 138, 6. Menlo-Atherton 189, 7. Los Gatos 192, 8. Prospect 202, 9. Gunderson 213, 10. Lynbrook 224, 10. Aragon 224, 12. Riordan 234, 13. San Mateo 278, 14. Mitty 295.

Individuals: 1. Pearman (Bellarmine) 17:01, 2. Mark Tompkins (Gunn) 17:12, 3. Powers (Fremont) 17:17, 4. Gomez (Yerba Buena) 17:23, 5. Hardek (Gunn) 17:34, 6. Matt Tompkins (Gunn) 17:39, 7. Martinez (Yerba Buena) 17:39, 8. Lucido (Bellarmine) 17:40, 9. Stannard (Los Gatos) 17:45, 10. Gutierrez (Fremont) 17:47, 11. Jones (Soquel) 17:52, 12. Felix (Menlo-Atherton) 17:53, 13. Wayman (Gunn) 17:56, 14. Honsberger (Lynbrook) 18:01, 15. Dandoe (Bellarmine).

Boys: Junior: Team Scores: 1. Bellarmine 44, 2. Gunderson 123, 3. Westmoor 127, 4. San Mateo 138, 5. Los Gatos 162, 6. St. Francis 165, 7. Homestead 172, 8. Milpitas 180, 9. Palo Alto 186, 10. Fremont 203, 11. Aragon 206, 12. Cupertino 217.

Individuals: 1. Yingling (St. Francis) 16:39, 2. Avila (Milpitas) 16:43, 3. Nash (San Mateo) 17:10, 4. Bruntz (Santa Clara) 17:20, 5. Cannon (Bellarmine) 17:24, 6. Chavez (San Jose) 17:27, 7. Stephens (Lynbrook) 17:28, 8. Mohzda (Prospect) 17:32, 9. Lavelle (Bellarmine) 17:38, 10. Layton (NMC) 17:39, 11. Billeter (Bellarmine) 17:41, 12. Rico (Fremont) 17:53, 13. Garcia (Gunderson) 18:02, 14. Eteridge (El Camino) 18:03, 15. Crum (Homestead) 18:04.

Boys: Senior: Team Scores: 1. St. Francis 48, 2. Bellarmine 64, 3. Palo Alto 83, 4. Gunn 93, 5. Mt. View 99, 6. Piedmont Hills 112.

Individuals: 1. Ellington (Milpitas) 15:46, 2. Sandu (Gunderson) 16:29, 3. Allan (Carmel) 16:35, 4. Thomas (St. Francis) 16:35, 5. Choudry (San Jose) 16:38, 6. Higaki (Piedmont Hills) 16:48, 7. Whittall (Bellarmine) 17:06, 8. Yerman (St. Francis) 17:14, 9. Mora (NMC) 17:18, 10. Weissman (Paly) 17:19, 11. Kinne-man (NMC) 17:21, 12. Mayfield (Riordan) 17:30, 13. Abdal (Gunderson) 17:37, 14. Middlebrooks (Los Gatos) 17:37, 15. Clarke (Mt. View) 17:40.

Girls: Frosh/Soph: Team Scores: 1. Los Gatos 27, 2. St. Francis 62, 3. Palo Alto 89, 4. Gunn 96, 5. North Monterey 118, 6. Fremont 144, 7. Saratoga 174, 8. Milpitas 182.

Individuals: 1. Middlecoff (Los Gatos) 19:43, 2. Malander (Los Gatos) 20:37, 3. Burman (Santa Teresa) 20:56, 4. Kim (Paly) 21:08, 5. Cook (Gunn) 21:13, 6. Saffaie (Los Gatos) 21:28, 7. Monahan (St. Francis) 21:31, 8. Veeder (Los Gatos) 22:10, 9. Ferguson (St. Francis) 22:17, 10. Ibarra (Watsonville) 22:22, 11. McKinney (NMC) 22:26, 12. Raban (Paly) 22:28, 13. Iversen (St. Francis) 22:29, 14. Farnady (Los Gatos) 22:29, 15. Woelfel (Los Gatos) 22:31.

Girls: Junior/Senior: Team Scores: 1. Gunn 45, 2. St. Francis 87, 3. Wilcox 105, 4. Los Gatos 118, 5. Castilleja 125, 6. North Monterey 149, 7. Piedmont Hills 168, 8. Mt. View 170, 9. Oak Grove 185, 10. Terra Nova 207.

Individuals: 1. Muller (Aragon) 20:41, 2. Demmelmaub (St. Francis) 21:16, 3. Douglas (Gunn) 21:20, 4. Tench (Castilleja) 21:23, 5. Buchanan (Mitty) 21:27, 6. Caceres (Gunderson) 21:31, 7. Orozco (NMC) 21:37, 8. Pappanostos (Saratoga) 21:43, 9. Tuccoli (San Jose) 21:46, 10. Graff (Los Gatos) 21:46, 11. Kelly (St. Francis) 21:55, 12. Schroeder (Castilleja) 21:59, 13. Beagley (Paly) 22:00, 14. Monica (St. Francis) 22:06, 15. Dolan (Paly) 22:14.

Southern California Prep Cross Country Results

From Doug Speck

Seaside/Buena H.S. Invitational

September 14. Buenaventura State Beach, Ventura.

A great group gathered on a cool, overcast morning on this course run in the parking lots and beach bike trails of Buenaventura State Beach. The action was very hot, with a number of the top individuals and teams in Southern California in attendance. Hart (Newhall) has been graced with a #1 ranking nationally in the preseason *Harrier Magazine* poll, with their effort here certainly showing they are worthy of consideration for that honor. There was a lot of other good running.

Coach Gene Blankenship's Hart crew continues to just build better and better each year, with a flock of young, seasoned runners who power each grade of the Cowboy program with a couple of super athletes. The Boys run "by-grade" races here, with the girls Frosh/Soph and Junior/Senior runs. Brett Strong started the Hart charge with a powerful 15:25 ninth grade race win that had him come in over a minute ahead of second place. Gavin Klinger (2nd-15:23) and Jose Erazo (3rd-15:37) continued the Hart charge at the soph level, with Keith Grossman (14:50-1st), Paul Delacerda (15:08-2nd) strong juniors, and Michael Dukes (4th-15:06) senior team leader. Anyway, when the dust had cleared Hart had totalled 75:51 for their top five's team time (eight at 15:40 or better) and swept three of the four Boys grade team contests. The team time here was quite significant, because the 1990 State Division I Championship squad had recorded a 78:52. Last year's 78:52 was recorded without top runner Billy Dixon, but the 1991 group did show a significant improvement over the 1990 squad at this point in the season. Most competitive Boys race was between Jeff Wilson (Newbury Park), State Division III Cross Country Champion who was hindered with a back problem in track, and 4:11 miler, Todd Tressler (San Marcos, Santa Barbara). Wilson did the early pace work, with Tressler moving aggressively to pass Jeff with a little less than a half a mile to go. Wilson mounted a furious kick over the final 220 yards and edged past the San Marcos star 14:35-14:36. Mehbrahtom Kelezihi (San Diego) looked good in a 15:12 soph class win.

On the Girls side, Stacey Auer (1000 Oaks), a 10:38.63 3200m runner from track, showed great conditioning at the start of her junior year. Pushing the pace all the way on the cool morning, Auer was chased closely most of the way by Robin Heidt (Canyon, Canyon Country). Stacey was the winner by fifty yards in 17:13, a bare two seconds outside of the course record set by 10:19.63 3200m four-time Kinney National Cross Country Finalist Deena Drossin (Agoura) last year here. Heidt finished in a fine 17:23. Jessica DeLaCerde (Hart) took the frosh/soph run at 18:08. Hart took the Girls Soph/Frosh team race, with very, very surprising Simi Valley the Junior/Senior Girls' point win. Overall team-times showed Hart an impressive 94:01, with Simi 94:31. Last year's State Division I Champion and eventual #2 ranked in the country Agoura was 92:29 last September here, with both Hart and Simi teams worthy of a national consideration.

Results: (Girls) (Soph/Frosh) 1. Jessica DeLaCerde (Hart) 18:08, 2. Taryn Lawson (Ocean View, Huntington Beach) 18:14, 3. Krissy Schranz (Hart) 18:27. **Team:** 1. Hart 48. (Junior/Senior) 1. Stacey Auer (1000 Oaks) 17:13, 2. Robin Heidt (Canyon, CC) 17:23, 3. Rikke Pederson (Simi Valley) 17:36, 4. Josephina Sanchez (Hueneme, Oxnard) 17:51, 5. Laura Mon-

PREP NOTES

son (Claremont) 17:56, 6. Christie Engesser (Ocean View) 18:01, 7. Tina Schroyer (Rio Mesa, Oxnard) 18:05, 8. Elizabeth DiLalla (Simi Valley) 18:05, 9. Teresa Santana (Quartz Hill) 18:12, 10. Valerie Aceves (Channel Islands, Oxnard) 18:31. **Team:** 1. Simi Valley 99. **Overall Team Times (top 5 all grades):** 1. Hart 94:01, 2. Simi Valley 94:31, 3. Ocean View 96:07, 4. Canyon (CC) 97:12, 5. Buena (Ventura) 97:13, 6. Claremont 97:16, 7. Channel Islands 98:07, 8. Foothill (Santa Ana) 98:28, 9. Westlake Village 99:36.

(Boys (Frosh)) 1. Brett Strong (Hart) 15:25, 2. Juan Cruz (Channel Islands) 16:29. **Team:** 1. Channel Islands 38. **(Soph)** 1. Mehbrahtom Keflezighi (San Diego) 15:12, 2. Gavin Klinger (Hart) 15:23, 3. Jose Erazo (Hart) 15:37, 4. Teddy Barnes (Newbury Park) 15:44. **Team:** 1. Hart 61. **(Junior)** 1. Keith Grossman (Hart) 14:50, 2. Paul Delacerda (Hart) 15:08, 3. Chris Nardi (Quartz Hill) 15:12, 4. Donald Carmona (Hueneme, Oxnard) 15:17, 5. Nathan Jobe (Buena, Ventura) 15:20. **Team:** 1. Hart 16. **(Senior)** 1. Jeff Wilson (Newbury Park) 14:35, 2. Todd Tressler (San Marcos, SB) 14:36, 3. Fernando Mendoza (Channel Islands) 15:01, 4. Michael Dukas (Hart) 15:06, 5. Aki-liu Keflezighi (San Diego) 15:12, 6. Rosendo Sobal (Canyon, CC) 15:15, 7. Justin Simon (Claremont) 15:17, 8. Walt Voegtli (Royal, Simi Valley) 15:19, 9. Dave Guenther (Buena) 15:24. **Team:** 1. Hart 73. **Overall Team Times:** 1. Hart 77:51, 2. Channel Islands 78:24, 3. Claremont 78:37, 4. Canyon (CC) 78:40, 5. Buena 78:54, 6. Newbury Park 79:00, 7. San Diego 79:17, 8. Quartz Hill 80:09, 9. Saugus 80:24, 10. Palmdale 81:11.

Laguna Hills Invitational

September 14, Laguna Hills High School.

The usual fine and large group of schools gathered for this rolling three mile contest that starts on the Laguna Hills H.S. campus and meanders out into the community and over one good set of hills before returning to finish on the school track. Some very interesting results came from the day of action with a group of Kinney female veterans, the fine San Pasqual (Escondido) program, and shocking upstart Girls group from Edison (Huntington Beach), providing the headlines.

With the schools in three divisions and races "by-grade", 1990 Kinney National Final vets Milena Glusac (Fallbrook-7th), Carrie Garrison (Sunny Hills, Fullerton-11th), and Shelley Taylor (Edison, Huntington Beach-12th) were not on the course against each other this day. All three were winners of their races by monster margins, with the San Diego Section star Glusac emerging with the day's fastest clocking, a 16:49 that established a new Course Record. Garrison, showing fine early season conditioning, was 16:53 in her win by over two minutes (!), with Taylor 17:09 in a comfortable victory. Fastest clocking on the Boys' side was Brian Keim, 4:19.4 1600m runner from San Pasqual, who raced 15:05 in winning his 12th grade race.

When the I-5 teams were glued back together by combining times from the different races, there were some interesting results. San Pasqual (Escondido), double state winner last year in Division II with 7th (Boys) and 4th (Girls) National rankings by the end of the season, is very, very tough once again. The Golden Eagle Boys totalled 77:27, with Coach Will Wester's magic senior group joined by junior Nazario Romero, who raced 9:25.11 last year for 3200m in track in his first season of running. Last year on a much warmer day here SP was in the high 81's as a team. The San Pasqual Girls group totalled a very, very impressive 92.29, a good drop from last year's 96:47 in this Meet. Coach Stan Stauble at Edison in Huntington Beach was supposed to have a good Girls group returning, led by Shelley Taylor. Added to this capable group were frosh stars Jennifer and Jeannie Formosa, who went 18:58 and 19:03, respectively, in going 1-2 in their race this day. Former national age-group champion race walkers, the Formosa's showed that they could carry things over well to the running scene with their performances this day. Edison totalled 92:59 this day, within 30 seconds of a San Pasqual group rated among the very top in the entire nation. Add another to the ranks of the very, very tough group of close to a dozen Girls teams in the southern half of the

state this Fall.

Results: (Girls) (Div. III-IV) (Frosh) 1. Howell (Corona del Mar, Newport Beach) 19:39. **Team:** (III) 1. Corona del Mar 50. **(IV)** 1. Laguna Beach 144. **(Soph)** 1. Valenzuela (University City, San Diego) 18:55. **Team:** 1. Santa Margarita (Rancho SM) 52. **(Jr/Sr)** 1. Castellanos (L.A. Baptist, Sepulveda) 19:06. **Teams:** (III) 1. Newport Harbor 37. **(IV)** 1. University City 118. **(Div II) (Frosh)** 1. Jennifer Formosa (Edison, Hunt.Bch) 18:52, 2. Jeanne Formosa (Edison, HB) 19:03. **Team:** 1. Edison 75. **(Soph)** 1. Garrison (Sunny Hills, Full) 16:53. **Team:** 1. University (Irvine) 85. **(Jr/Sr)** 1. Taylor (Edison, HB) 17:09, 2. Keim (San Pasqual, Esc) 17:36, 3. Brix (University, Irv) 18:04, 4. Tirrell (San Pasq) 18:14, 5. Hadley (San Pasq) 18:18, 6. Alexander (Tustin) 18:23, 7. Steinberger (Mission Viejo) 18:30. **Team:** 1. San Pasqual 30. **(Div. I) (Frosh)** 1. Frego (El Toro) 18:50. **Team:** 1. Peninsula (Rolling Hills Estates) 30. **(Soph)** 1. Gillis (Irvine) 19:12. **Team:** 1. Irvine 67. **(Jr/Sr)** 1. Glusac (Fallbrook) 16:49 (Course Record), 2. Fatone (Los Alamitos) 17:55, 3. Sumi (Wilson, Long Beach) 18:16, 4. Muneno (Peninsula, RHE) 18:20, 5. Senga (Peninsula) 18:27. **Team:** 1. Peninsula 54. **Overall Team Times:** 1. San Pasqual 92:29, 2. Edison (HB) 92:59, 3. Peninsula (RHE) 95:13, 4. Wilson (Long Beach) 97:12, 5. Dana Hills 97:21, 6. Irvine 97:25, 7. Fallbrook 97:38, 8. El Toro 98:17, 9. Los Alamitos 98:20, 10. Tustin 99:25.

(Boys) (III-IV) (Frosh) 1. Wilkinson (Santa Margarita, Rancho SM) 16:00. **Teams:** (III) 1. Corona del Mar 60. **(IV)** 1. Laguna Beach 69. **(Soph)** 1. Elizonda (Mission Bay, San Diego) 15:52, 2. Marquee (Mission Bay) 15:59. **Team:** 1. Corona del Mar 59. **(Jr)** 1. Overton (Newport Harbor, Newport Beach) 16:06. **Team:** 1. Newport Harbor 61. **(Sr)** 1. Lynch (Laguna Hills) 15:36, 2. Ripley (Laguna Beach) 15:48. **Team:** (III) 1. Laguna Hills 80. **(IV)** 1. Laguna Beach 146. **(Div II) (Frosh)** 1. Salter (Escondido) 17:15. **Team:** 1. Calexico 73. **(Soph)** 1. Jimenez (Esc) 15:49. **Team:** 1. San Pasqual. **(Jr)** 1. Romero (San Pasqual) 15:32, 2. Serrano (Pt. Loma, San Diego) 15:33. **Team:** 1. Escondido 31. **(Sr)** 1. Keim (San Pasqual) 15:05, 2. Gallegos (Centennial, Corona) 15:31, 3. O'Neill (San Pasq) 15:34, 4. Engle (San Pasq) 15:37, 5. Christensen (San Pasq) 15:39. **Team:** 1. San Pasqual 31. **(Div I) (Frosh)** 1. Fisher (Hunt.Bch) 16:52. **Team:** 1. Huntington Beach 56. **(Soph)** 1. Corel (Orange Glen, Escondido) 16:09. **Team:** 1. Dana Hills 52. **(Jr)** 1. Minami (Peninsula, RHE) 15:30. **Team:** 1. Peninsula 72. **(Sr)** 1. Lucio (Santa Ana Valley) 15:35. **Team:** 1. Peninsula 63. **Overall Team Times:** 1. San Pasqual 77:27, 2. Escondido 79:48, 3. Peninsula (RHE) 80:10, 4. Santa Ana Valley 80:23, 5. Laguna Hills 80:31, 6. Wilson (Long Beach) 81:34, 7. Dana Hills 81:43, 8. Pt. Loma (San Diego) 81:51, 9. Mission Bay (San Diego) 82:15, 10. Corona del Mar 82:35.

Bronco Invitational

September 14, Cal Poly/Pomona.

This meet, run on the rolling campus course of Cal Poly/Pomona, brought nearly thirty teams together in an interesting concept that has all the Varsity teams run in one race. Everybody has some competition in the nearly one hundred and fifty member fields, with the overall scores then broken down by division. With the possibility of some searing early season heat this system gets teams in and out before the situation can become overbearing.

When Lakewood is in town, the Reyes family will be very evident, as they were here. In the Boys race, 4:12.25 1600m runner T.J., raced what meet followers consider a very fine time, 15:52, to win despite taking a serious wrong turn during the event. Much-improved Upland star Christina Blackmer, an 11:45.13 3200m runner last spring in Track, handled TJ's sister, Sara-Lee 18:49-19:27, in the Girls Varsity individual run. Team scores were broken down into State Size divisions, with scores not broken out by division, but with totals considered against all the competition. On the Girls side, surprisingly it was Orange Lutheran, led by the nation's most improved prep distance runner between last September and June, 10:38.80 3200m runner Amber Parkinson, with the lowest point total at 81. Lakewood

edged Upland 101-110 in the Division I contest. On the Boys' side steady Villa Park appears to have another fine squad, totalling 105 in winning over a strong St. John Bosco team (156) in Division II, with Upland returning the favor to Lakewood here, 137-152 in the Boys' Division I race.

Results: (Girls) (Fr/So) 1. Christina Johnson (Ayala, Chino) 14:08. **Team:** 1. Chino 53. **(Varsity)** 1. Christina Blackmer (Upland) 18:49, 2. Sara-Lee Reyes (Lakew) 19:27, 3. Kelly Perkins (Upl) 19:33, 4. Bonnie Oglesby (So Hills, W. Covina) 19:47, 5. Lupy Vega (Lakew) 20:04, 6. Amber Parkinson (Or Lutheran) 20:08, 7. Tania Nahale (Diamond Bar) 20:13, 8. Jill Perkins (Upl) 20:18, 9. Lorena Sanchez (Nogales, La Puente) 20:18, 10. Kristie Barksdale (Gahr, Cerritos) 20:24. **Team:** (Div I) 1. Lakewood 101 (104:52), 2. Upland 110 (103:40), 3. Arroyo (El Monte) 115 (106:03). **(II)** 1. Gahr 173 (110:36), 2. Villa Park 195 (109:19). **(III)** 1. South Hills (W Cov) 122 (105:35). **(IV)** 1. Orange Lutheran 81 (103:54).

(Boys) (Fr/So) 1. Mike Ortega (Arroyo, El Monte) 12:12. **Team:** 1. Ayala 70. **(Var)** 1. TJ Reyes (Lakewood) 15:52, 2. Jim Cera (Upland) 16:01, 3. Bryon Hake (Arroyo, EM) 16:06, 4. Steve Nudge (Riverside Poly) 16:12, 5. Luis Baca (Rowland, Rowl Hts) 16:14, 6. Gary Mitchell (So Hills, WC) 16:21, 7. Rob Fisher (Villa Park) 16:23, 8. James O'Connor (Chino) 16:24, 9. Hector Lemus (St. John Bosco, Bellflower) 16:25, 10. Robert Garibay (Nogales, LP) 16:25. **Teams:** (Div I) 1. Upland 137 (85:06), 2. Lakewood 152 (85:30), 3. Rowland (Rowl Hts) 208 (87:14), 4. Arroyo (EM) 231 (87:21). **(II)** 1. Villa Park 105 (84:50), 2. St. John Bosco (Bellflower) 156 (85:52). **(III)** 1. South Hills (WC) 221 (87:41). **(IV)** 1. Cathedral (L.A.) 210 (87:44).

Rosemead Invitational

September 14, Rosemead High School.

This Meet has almost complete support from the San Gabriel Valley, with some fine folks showing up to run on a cool morning. The nation's top returning two-miler, Angel Martinez (San Gabriel), at 9:01.36, who was 16th last December in the Kinney Nationals, would make his seasonal invite debut, with San Marino Boys and Girls teams who had placed high in the State last Fall, featured.

Martinez showed he has done some running during the summer, blasting a 14:47 Course Record that had him win by almost 50 seconds from 9:33 3200m runner Mark Hamer (Covina) (15:34). With Val Pingarron (15:48) and Lee Abbott (15:50) also running strongly, the San Gabriel team may be one that bears watching.

Marjorie Hsu, a 2:13.71 800m runner last spring in Track, is the San Marino Girls team leader, here racing 19:03 in winning the Junior/Senior race over Sara Flores (Bell Gardens-19:06). Age-grupper Liz Robles (Baldwin Park) has emerged in the high School ranks, taking the Frosh/Soph run at 19:06. San Marino totalled a fine 98:11 in winning the Girls combined team-time contest by over six minutes.

Results: (Girls) (Fr/So) 1. Liz Robles (Baldwin Park) 19:06, 2. Kendra German (Glendora) 19:29, 3. Stephanie Norberg (San Marino) 19:31, 4. Cathy Litchfi (So. Pasadena) 19:42. **(Jr/Sr)** 1. Marjorie Hsu (San Marino) 19:03, 2. Sara Flores (Bell Gardens) 19:06, 3. Mario Johnson (Covina) 19:18, 4. Michelle Delgado (Temple City) 19:45, 5. Kim Gardner (San Marino) 19:46. **Team Times:** 1. San Marino 98:11, 2. Arcadia 104:54, 3. South Pasadena 104:57.

(Boys) (Fr) 1. Philippe Cortez (Downey) 17:02. **(So)** 1. Joey Hernandez (Glendora) 16:24. **(Jr)** 1. Ben Nichols (San Marino) 16:23. **(Sr)** 1. Angel Martinez (San Gabriel) 14:47 (Course Record), 2. Mark Hamer (Covina) 15:34, 3. Chris Ray (Bonita, La Verne) 15:46, 4. Val Pingarron (San Gabriel) 15:48, 5. Lee Abbott (San Gabriel) 15:50, 6. Anthony Fisher (Maranatha, Sierra Madre) 15:52. **Team Times:** 1. Covina 81:24, 2. San Gabriel 82:19, 3. San Marino 82:31, 4. Glendora 83:37.

Rotary West/Ojai Invitational

September 14.

About a dozen, mostly smaller schools, came together for this

low-key
one for
and no tr

The tal
aricio (f
went 1-2
senior Jr
Nordhoff
soph Will
Javier R
Results
Shaw (F
21:34, 4
more 11
(Crespi)
Moore (f
Team Ti

Arroyo
Septemb

An inte
band of
coastal f
schools i
the stren

The hos
the Girls
squad, ra
racing a
spectable
ranked E

ranked E
ranked n
with 33 J

(Arroyo c
last fall,
showed
Southern
the Sma
Adam D
squad, I
pleasant
School si

Results:
intelligl
47, 3. T
18:33, 2
19:30, 1
(102:37)

Mt. Co
Septeml

Some
mel Invit
run in th
teams r
(5th), La
with top
Boys ran
tear the
searing

Division
and a he
tan (Lak
city City
(97:41):
a 95:31
go, with
Ill pictur
Hart High
with Jes
(17:44-fr
time. The

PREP NOTES

low-key meet which has a total of two races (one for Boys and one for Girls), with people broken out by grade for recognition and no team scores kept.

The talented Fillmore High School female duo of Maribella Aparicio (10:45.39 3200m) and Nikki Shaw (4:49.11 1600m) went 1-2 on the Girls side at 19:30 and 20:54. Crespi (Encino) senior Jimmy Amato was a comfortable Boys winner at 17:30. Nordhoff's Boys' team stock seemed to rise significantly, with soph Will Johnson running first for them in 2nd overall and frosh Javier Ramirez 5th in the over 100 member field.

Results: (Girls) 1. Maribella Aparicio (Fillmore) 19:30, 2. Nikki Shaw (Fillmore) 20:54, 3. Jordan Aitchison (Thacher, Ojai) 21:34, 4. Marta Torres (Fillmore) 22:15. **Team Times:** 1. Fillmore 110:20, 2. Nordhoff 117:22. **(Boys)** 1. Jimmy Amato (Crespi) 17:30, 2. Will Johnson (Nordhoff) 18:01, 3. Jessie Moore (Nordhoff) 18:04, 4. Mauro Rivera (Carpinteria) 18:05. **Team Times:** 1. Nordhoff 91:44, 2. Fillmore 95:55.

Arroyo Grande Invitational

September 14.

An interesting gathering of schools from across the central band of the state took place for this meet in the northern coastal part of the Southern Section. A wide range in size of schools also takes part, giving the affair an interesting feel for the strengths of different areas and programs.

The hosts were, as usual, rather successful this day, providing the Girls Large School team champion, with the Arroyo Grande squad, ranked in the top dozen nationally by *Harrier Magazine*, racing away to a 31 point win (99:48 team time). A very respectable Madera team, to go along with their fine nationally ranked Boys squad, was second with 54 (102:37). The #3 ranked nationally Madera Boys team was a comfortable winner with 33 points (81:05), with very impressive soph Eric Dunn (Arroyo Grande) the individual winner in 15:44. Dunn tore it up last fall, then had some health problems in the Spring, and showed talent early last year the equal of most anyone in Southern Section history--he will be a very, very good one. In the Small Schools division, the San Luis Obispo Boys, led by Adam Divergilio (1st 15:28) nipped a fine State Division IV squad, McFarland 33-39. The McFarland Girls were a very pleasant surprise with a 27 point victory on the Girls Small School side.

Results: (Girls) (Small School) 1. Carter (McFarland) times unintelligible on copy. **Team:** 1. McFarland 27, 2. San Luis Obispo 47, 3. Taft 59. **(Large)** 1. Angela Orefice (Arroyo Grande) 18:33, 2. Maribel Salinas (Arvin) 18:41, 3. Brandy Barrf (AG) 19:30. **Team:** 1. Arroyo Grande 31 (99:48), 2. Madera 54 (102:37), 3. Arvin 63 (103:03).

Mt. Carmel Invitational

September 21. Morley Field, Balboa Park, San Diego.

Some very fine teams traveled to San Diego for the Mt. Carmel Invite which uses a good portion of the Balboa Park course run in the Kinney Prep Nationals in the sport. Highly ranked teams nationally on the Girls side present were Mt. Carmel (5th), La Jolla (9th), and Peninsula (Rolling Hills Estates-13th), with top-ranked in the country Hart (Newhall) headlining the Boys races. Individually, Milena Glusac (Fallbrook) continued to tear the courses up on a day that included everything from searing heat to rain.

Division II (smaller) school action on the Girls side over the two and a half mile course featured some good running by El Capitan (Lakeside) (93:59 team time of top five added up), University City of San Diego (96:01), and University of San Diego (97:41). El Cap was a fine fifth in Div II last year at State with a 95:31 here on the way here last year. University of San Diego, with 1279 students, could be a factor in the State Division III picture. Division I Girls action featured some big, big bombers! Hart High School has a surprising young crew of female runners, with Jessica DeLaCorda (17:19-soph win) and Krissy Schranz (17:44-frosh win) leading the Indians to a 90:32 overall team time. The action heated up through the junior class action, with

10:24.61 3200m runner Milena Glusac (Fallbrook) blasting a 15:53.5 course record. Robin Heidt (Canyon, Canyon Country) continued her hot season start with a 16:44 senior race win that had her handle Susan Scott (Mt. Carmel) 17:14. When the pieces were added together at the upper levels Peninsula HS, the new combination of Palos Verdes area schools, had 90:32 for a team time (to tie surprising Hart), with Mt. Carmel recording a 91:00 total. Last year with the weather a bit more hospitable Mt. Carmel had totalled 89:54 to win the team time contest, with Hart certainly deserving a national ranking in the top dozen of this day's performance.

Boys Division II action was headlined by the fine Nordhoff (Ojai) team, who raced 84:35 on a course that should not run too far off Mt. SAC or Woodward Park timewise. Eric Ricketts, a 9:32.1 3200m runner for Hilltop HS (Chula Vista) took the 12th grade race there at 15:40. The Hart gauntlet poured through on the Boys Division I side also, with the nation's top ranked team starting with Brett Strahan's 45 second 16:15 frosh win, continuing with Gavin Klinger's 16:03 soph romp, and having Keith Grossman and Peter DeLaCorda in a 15:47 junior race tie. The Indians totalled 80:08 for a team (they were 81:22 last year here when they were State Division I Champions and 4th ranked nationally). Fernando Mendoza (Channel Islands), a 9:28.5 3200m runner, had the day's quickest Boys time at 15:30 in the Div I Boys Senior win. Peninsula HS performed very nicely, recording an 81:31 team time to deserve a top dozen national ranking, with 4:23.11 1600m runner Goss Lindsey still not yet on the course this Fall.

Results: (Girls) (Div 2) (Fr) 1. Felice Gomez (Salpointe, Tucson, Az) 18:30. **(So)** 1. Aurora Valenzuela (University City HS, San Diego) 18:15. **(Jr)** 1. Renee Demirdjian (Carlsbad) 18:28. **(Sr)** 1. Katie Saeger (University City, SD) 18:14. **(Div I) (Fr)** 1. Krissy Schranz (Hart) 17:44, 2. Wendy Murphy (Granite Hills, El Cajon) 17:45. **(So)** 1. Jessica DeLaCorda (Hart) 17:19, 2. Rita Hermiz (Mt. Carmel) 18:09, 3. Tina August (Rancho Buena Vista, Vista) 18:15. **(Jr)** 1. Milena Glusac (Fallbrook) 15:53 (Course Record), 2. Melanie Hand (Fallbrook) 17:43, 3. Alisa Scudamore (Peninsula, RHE) 18:15. **(Sr)** 1. Robin Heidt (Canyon, CC) 16:44, 2. Susan Scott (Mt. Carmel) 17:14, 3. Yoko Senga (Peninsula) 17:31, 4. Maya Muneno (Peninsula) 17:48, 5. Valerie Aceves (Channel Islands, Oxnard) 18:01. **Overall Team Times:** 1. (tie) Hart (Newhall) and Peninsula (Rolling Hills Estates) 90:32, 3. Mt. Carmel 91:00, 4. El Capitan 93:59, 5. Canyon (CC) 94:01, 6. Fallbrook 94:07, 7. University City of San Diego 96:01, 8. Rancho Buena Vista (Vista) 96:29, 9. Channel Islands (Oxnard) 97:10, 10. (tie) Poway and University of San Diego HS 97:41, 12. Chula Vista 98:53, 13. Nordhoff (Ojai) 99:29, 14. La Jolla 99:39, 15. Torrey Pines 99:59.

(Boys) (Div 2) (Fr) 1. Javier Ramirez (Nordhoff) 17:02. **(So)** 1. Berry O'Connor (St. Augustine, San Diego) 16:50, 2. Will Johnson (Nordhoff) 16:56. **(Jr)** 1. Jean Alvo (Ramona) 16:34, 2. Brian Dickson (Monte Vista, Spring Valley) 16:37. **(Sr)** 1. Eric Ricketts (Hilltop, CV) 15:40, 2. Francisco Alvarez (La Jolla) 16:15, 3. Jess Moore (Nordhoff) 16:18, 4. Bolanos (Hoover, SD) 16:22. **(Div. I) (Fr)** 1. Brett Strahan (Hart) 16:15, 2. Kevin Power (Mira Mesa, SD) 17:01. **(So)** 1. Gavin Klinger (Hart) 16:03, 2. Jose Erez (Hart) 16:27, 3. John Bishop (Canyon, CC) 16:44. **(Jr)** 1. Keith Grossman (Hart) 15:47, 2. Peter DeLaCorda (Hart) 15:47, 3. Keith Hensley (El Cajon) 16:00, 4. Flamm (Huntington Beach) 16:02, 5. Dan Minami (Peninsula) 16:02, 6. Chad Meneyen (Mira Mesa, SD) 16:06, 7. Tom Givens (Hart) 16:16, 8. Frank Piesco (Eldorado, Las Vegas, NV) 16:15. **(Sr)** 1. Fernando Mendoza (Channel Islands, Oxnard) 15:30, 2. Jason Rayna (Grossmont, La Mesa) 15:56, 3. Steip (Peninsula) 16:15, 4. Pfau (Helix, La Mesa) 16:16, 5. Brian Ray (Hesperia) 16:17. **Overall Team Times:** 1. Hart 80:08, 2. Peninsula (RHE) 81:31, 3. Channel Islands (Oxn) 83:51, 4. Nordhoff (Ojai) 84:35, 5. Mira Mesa (SD) 84:41, 6. Canyon (CC) 84:43, 7. Mt. Carmel (SD) 84:54, 8. Helix (La Mesa) 85:34, 9. Hesperia 85:57, 10. El Camino (Oceanside) 86:05, 11. El Capitan (Lakeside) 86:11, 12. Hoover (San Diego) 86:37.

Woodbridge Invitational

September 21. Woodbridge High School (Irvine).

Sort of the official "big-time" kick off to the greater L.A./Orange County start of the Fall Cross Country season is the huge (over 130 schools and 3500 athletes) Woodbridge Invitational put on by Coach George Varvas and staff at his Irvine based high school. The course is flat and fast around the campus fields and neighboring concrete trails, and you can always find out who did some running over the summer. The Boys run "by-grade" events, with the Girls Varsity, J.V., and Frosh/Soph.

The morning would mark the coming out of the Agoura Girls team for 1991, with many assuming that with the graduation of stars Deena Drossin (to University of Arkansas) and Tiffany York (to UC Irvine) that the Chargers would slip back a bit. Coach Bill Duley had a good base to build from in Kristie Camp (2:13.21 800m and 5:05.65 for a mile) and Laura Hayward (11:08.81 3200m). Big "up-front" strength came with the addition of transfer Kay Nekota, interestingly from Woodbridge, where she had raced 11:06.60 as a frosh in 1990, and frosh Amy Skiersz, a legend in southern Ventura County junior high running. The competition at Woodbridge in the Medium Size-Schools Varsity event would be San Pasqual (Escondido), the nation's #2 ranked squad, according to *Harrier Magazine*. Both squads ran well, but the Agoura group was overwhelming this day on probably the best ever early season performance by a Southern California prep squad. For Agoura, Nekota followed race winner Carrie Garrison (Sunny Hills, Fullerton) in 2nd at 17:31, Skiersz was 3rd at 17:33, Hayward 5th at 17:38, and Camp 7th at 18:00 (Allison Kaz was Agoura's 5th at 17th in 19:01). San Pasqual matched with Melissa Keim (4th 17:34),



MARGARITO CASILLAS

Photo by Phillip Enbody

Tammara Tyrell (9th-18:05), Deanna Hadley (11th-18:19), Allison Blunt (14-18:55), and Jeni Villasenor (19th-19:02). Those are two darn fine high school teams! Agoura totalled 34, with an amazing team time of 89:43, probably the first ever team in U.S. prep history to go under at 18:00 average for five, with 17:57 the average there. San Pasqual was 57 with 91:55 (18:23 average). Agoura is the best team in the nation. Last year the Deena Drossin-led Agoura group that went on to claim a #2 ranking nationally ran a good race here and totalled 91:44.

San Pasqual has a magnificent class of Boys who have arrived as Seniors, with the Escondido based school the best bal-

PREP NOTES

anced in the nation (the Boys are ranked 5th in the nation). Brian Keim took the Senior Medium School race at 15:09, with teammates running 15:44, 15:46, and 15:49 to go along with fine junior Nazario Romero (15:29) to total an impressive 77:57, the only Boys team during the day to total under 80:00. Coach Will Wester at San Pasqual has another fine class brewing, with his sophs putting six between 16:15 and 16:36 (six in the top nineteen of a good 10th grade race). Ryan Wilson (Agoura) was the day's fastest Boy at 14:45 in his Race win over Narazio Romero, with Glendale Hoover's Margarito Casillas the Large Schools Junior event winner at 14:48, and Jeff Wilson (Newbury Park) equalling that time in an afternoon Small School Senior Boys win.

Dan Kutcher assisted George Varvas with a computer run on the results for the Woodbridge Meet. The system seemed to work as good as any we have ever seen, with this technology frequently falling quite far short of the potential that anyone who works with them is aware. One small glitch usually screws up the works with races of over a hundred athletes finishing every 10-15 minutes. The results read-out was great, and included a top five team time add up from all the different races for each team, and a separate sheet with all the finishers and their results from every team. It was a masterful job that was delivered to my front door by the mail man in the form of a four pound package. I was really impressed!

Results: (Girls) (Small) (Fr/So) 1. Terin Mathew (Newbury Park) 20:03. (JV) 1. Catherine Scola (Newbury Park) 20:57. (Varsity) 1. Maribella Aparicio (Fillmore) 17:48, 2. Katy Eklof (Costa Mesa) 18:34, 3. Carlene Pengra (La Canada) 18:55. **Team:** 1. Corona del Mar 117, 2. La Canada 130, 3. South Hills (W. Cov) 136. **(Medium) (Fr/So)** 1. Taryn Lawson (Ocean View, Huntington Beach) 19:35. (Varsity) 1. Carrie Garrison (Sunny Hills, Fullerton) 17:21, 2. Kay Nekota (Agoura) 17:31, 3. Amy Skieresz (Agoura) 17:33, 4. Melissa Keim (San Pasqual, Escondido) 17:34, 5. Laura Hayward (Ag) 17:38, 6. Rikke Pederson (Simi Valley) 17:58, 7. Kristie Camp (Ag) 18:00, 8. Laura Monson (Claremont) 18:04, 9. Tammara Tyrell (San Pasq) 18:05, 10. Tanja Brix (University, Irvine) 18:07, 11. Deanna Hadley (San Pasq) 18:19. **Team:** 1. Agoura 34 (89:43), 2. San Pasqual 57 (91:55), 3. Simi Valley 142 (96:58), 4. Santa Margarita (Rancho SM) 207 (100:03), 5. Claremont 219 (99:13), 6. Newport Harbor 221 (100:19). **(Large) (Fr/So)** 1. Jenny Ruiterman (Chino) 20:33. (Varsity) 1. Christina Blackmer (Upland) 17:41, 2. Stacey Auer (1000 Oaks) 17:44, 3. Teresa Santana (Quartz Hill) 18:14, 4. Sara Reyes (Lakewood) 18:17, 5. Marisal Avendano (Paramount) 18:23. **Team:** 1. El Toro 112 (96:42), 2. Irvine 113 (96:34), 3. Capistrano Valley (Mission Viejo) 134 (97:48), 4. Buena 140 (98:01), 5. Quartz Hill 184 (99:32). **(JV-Large & Medium Schools)** 1. Maribeth Carey (San Pasqual) 20:17.

(Boys) (Small) (Frosh) 1. Trevor Salter (Escondido) 17:20. **Team:** 1. Escondido 115. **(Soph)** 1. Mbrahmo Keflezighi (San Diego) 15:27, 2. Devin Elizondo (Mission Bay, San Diego) 15:44, 3. Jose Jimenez (Escondido) 15:52. **Team:** 1. Fillmore 127. **(Junior)** 1. Saulo Gonzalez (Escondido) 15:56. **Team:** 1. Escondido 62. **(Senior)** 1. Jeff Wilson (Newbury Park) 14:48, 2. Froylan (Sanchez) (St. Francis, La Canada) 15:16, 3. Chris Lynch (Laguna Hills) 15:35, 4. Akliu Keflezighi (San Diego) 15:41, 5. Adam Ripley (Laguna Beach) 15:42, 6. Joel Montes de Oca (Azusa) 15:46. **Team:** 1. Yucaipa 143. **(Medium) (Frosh)** 1. Ryan Wilkinson (Santa Margarita, Rancho SM) 16:05. **Team:** 1. Temecula Valley 104. **(Soph)** 1. Mike Moreno (Katella, Anaheim) 15:49. **Team:** 1. San Pasqual 57. **(Junior)** 1. Ryan Wilson (Agoura) 14:45, 2. Nazario Romero (San Pasqual) 15:29, 3. Mike Love (Katella, Anaheim) 15:33, 4. Emanuel Azi (Agoura) 15:46, 5. Jared Overton (Newport Harbor) 15:49. **Team:** 1. Saugus 99. **(Senior)** 1. Brian Keim (San Pasqual) 15:09, 2. Lucio Brito (Santa Ana Valley) 15:36, 3. Steve Nudge (Riverside Poly) 15:39, 4. Devin O'Neill (San Pasqual) 15:44, 5. Eric Engel (San Pasqual) 15:46, 6. Gareth Christensen (San Pasqual) 15:49. **Team:** 1. San Pasqual 36. **(Large)** 1. Felipe Cortez (Downey) 16:20. **Team:** 1. Capistrano Valley 122.

(Soph) 1. Rondie Gibbs (Rubidoux, Riverside) 16:09. **Team:** 1. Long Beach Wilson 118. **(Junior)** 1. Margarito Casillas (Hoover, Glendale) 14:48, 2. Shawn Frack (Esperanza, Anaheim) 15:33, 3. Juan Ochoa (Saddleback, Santa Ana) 15:38, 4. Jim Cera (Upland) 15:40, 5. Alvaro Lopez (Hoover, Glendale) 15:41, 7. Juan Rodriguez (Lincoln, L.A.) 15:48, 8. Luis Baca (Rowland, Rowl Hts.) 15:48. **Team:** 1. Lincoln, L.A. 142. **(Senior)** 1. James O'Connor (Chino) 15:28, 2. Koumaly Thongdy (Wilson, Long Beach) 15:44, 3. Ray Butman (Etiwanda) 15:46. **Team:** 1. El Toro 139.

Corona Invitational

September 25.

In this Riverside County affair, Alex Aguilar, a 1:55.11 800m runner, took the Boy's race at 17:01 for Norte Vista, and led his team to the title, with the host's Claris Fernandez racing 22:43 for the Girls' win with her school totalling 24 points.

Results: (Girls) 1. Claris Fernandez (Corona) 22:43, 2. Stephanie Henry (North Riverside) 23:14. **Team:** 1. Corona 24 (120:42).

(Boys) 1. Alex Aguilar (Norte Vista, Riverside) 17:01, 2. Chris Walter (North Riverside) 17:14. **Team:** 1. Norte Vista 45 (91:38).

Las Vegas Invitational

September 14. Unviersity Nevada at Las Vegas.

El Modena (Orange) (Large Schools) and Canyon (Anaheim) (Small) were impressive winners in this Meet that annually kicks off the season for Southern Section teams willing to take a bit of a drive across the Mojave desert. Kim Nelson (Canyon) had the day's second fastest Girls time with her 2.6 mile 16:42 win. El Modena's 29 point Girls' Large School win had it lead a pack of teams that buried the *Harrier Magazine's* top 25 nationally ranked Basic (Henderson), Nevada team, which finished sixth with 143.

Luis Sandoval (Coachella Valley, Thermal) was the Boys Small School individual winner at 15:59. Palm Springs was second in the Large Schools Boys event to defending Arizona State champion, Chinle.

Results: (Girls) (Course 2.6 miles) (Small) 1. Kim Nelson (Canyon, Anaheim) 16:42, 2. Megan Gillespie (Canyon, A) 18:09, 3. Margaret McDowell (Valhalla, El Cajon) 18:24, 4. Erin Russell (Canyon, A) 18:28, 5. Carrie Hoagland (Canyon, A) 18:42. **Team:** 1. Canyon 25, 2. Valhalla (El Cajon) 43. **(Large)** 1. Erin Aten (Bonanza, Las Vegas) 16:23, 2. Natalie Austin (El Modena, Orange) 17:10, 3. Kristina Dahlberg (El Modena, Or) 17:10, 4. Rhianon Sharp (El Modena, Or) 17:10, 5. Tina August (Rancho Buena Vista, Vista) 17:17. **Team:** 1. El Modena (Orange) 29, 2. Rancho Buena Vista (Vista) 94.

(Boys) (Small) 1. Luis Sandoval (Coachella Valley, Thermal) 15:59, 2. Ronald Adams (Hope, Az) 16:12, 3. David Rojas (Moorpark) 16:19, 4. Jeremy Boyce (Patrick Henry, San Diego) 16:21, 5. Tilford Tukngovia (Hope, Az) 16:26. **Team:** 1. Hope (Az) 69, 2. El Modena (Orange) 74, 3. Coachella Valley (Thermal) 85, 4. Patrick Henry (San Diego) 91, 5. Moorpark 105. **(Large)** 1. Brad Weekes (Bonanza, Las Vegas) 15:32, 2. Justin Findlay (Valley, Las Vegas) 15:39, 3. Troy Honahnie (Tuba City, Az) 15:43, 4. Sean McCarthy (Palm Springs) 15:46, 5. David Cullum (Mission Viejo) 15:57. **Team:** 1. Chinle (Az) 67, 2. Palm Springs 69, 3. Tuba City (Az) 73, 4. Mission Viejo 94.

Arlington Invitational (Riverside)

September 21.

This San Bernardino/Riverside area Invitational was dominated by a strong Palm Springs Boys team and San Gorgonio Girls group. The Indio duo of Sonya Melendez (20:26) and Armando Lerma (16:47) were individual Division I winners. Another of the Rialto Roadrunners, Crystal Harris, shows up here in third (Div I) for San Gorgonio. Valley View, a new Moreno Valley High School, took the Girls Division II event, with Norte Vista (Riverside) taking the Boys title there.

Results: (Girls) (Div II) 1. Anne Klassen Van Oorschot (Arlington, Riverside) 21:46, 2. Tiffany Marshall (Burroughs, Ridgecrest) 22:37. **Team:** 21. Valley View 61 (128:58). **(Div I)** 1. Sonya Melendez (Indio) 20:26, 2. Alisa Digby (Hemet) 21:29, 3. Crystal Harris (San Gorgonio) 21:44, 4. Clara DeLaTorre (Palm Springs) 22:37, 5. Liz Calvillo (San Gorg) 22:49. **Team:** 1. San Gorgonio 34 (114:00), 2. Palm Springs 82 (123:51), 3. Apple Valley 86 (125:03).

(Boys) (Div II) 1. Vic Carter (Rim of World, Lake Arrowhead) 17:21, 2. Shane Whitney (Palm Desert) 17:43. **Team:** 1. Norte Vista (Riverside) 52 (92:39), 2. Ramona (Riverside) 68 (93:14). **(Div I)** 1. Armando Lerma (Indio) 16:47, 2. Sean McCarthy (Palm Springs) 16:48, 3. Abel Sandoval (Walnut) 17:05, 4. Justin Lockhart (Palm Springs) 17:05, 5. Doug Curtis (Palm Springs) 17:13. **Team:** 1. Palm Springs 27 (86:15), 2. Apple Valley 70 (91:45), 3. Walnut 102 (94:17).

Bell-Jeff Invitational

September 28. Griffith Park, L.A.

The well-attended Bell-Jeff (Burbank) High School Invitational featured its usual fine action, with the meet to be saluted for its success in gathering many of the State's better Small Schools (Division IV statewide) and helping to clear up the early-season picture on strength at that level.

Interesting intersectional races headlined Larger School action, with Belmont (L.A.), felt to have a fine Girls group before the season started, taking the Southern Section's Long Beach Wilson and Simi Valley 67 (98:51)-74 (98:09)-83 (99:13). Denmark foreign exchange student Rikke Pederson (Simi Valley) recorded the day's quickest time, a 17:32 in winning that race over Kinney National Finalist Veronica Barajas (Channel Islands, Oxnard) (18:09). Barajas stress-fractured out of the end of track season and part of the summer, with early-season problems including serious heat problems in the Mt. Carmel Invite earlier this Fall, so it was good to see her put in a solid effort. On the Boy's Large School side Bell from the Los Angeles Section surprised with a win over Belmont 95 (79:54)-103 (80:16). Glendale Hoover's fine junior, Margarito Casillas, sub 9:20 last year as a soph over 3200m, had the day's quickest time in winning that Large Schools race at 14:27 over Chino's James O'Connor (14:39). Arvin, from the Central Section (and Division II statewide in enrollment) was a pleasant surprise in the Division II Girls' Varsity, edging a good Buena (Ventura) group 64 (100:17)-72 (101:06), with Maribel Sanchez individually winning by 59 seconds at 18:06 for Arvin. An improving Buena Boys group took the Division II race over Delano 111 (81:04)-131 (81:28), with Foothill of Bakersfield's Eduardo Verdejo (15:15) and Terry Hickey (15:18) going 1-2 over Delano star, George Rivera (15:23).

Division III and IV here are kind of the most fun here, with smaller schools undergoing more significant ups and downs through the years with the lesser number of students to draw teams from. The St. Paul (Whittier) Girls team (1187 enrollment), should be a State Division III factor, with a Div III win here over Morro Bay 56 (101:08)-80 (103:31), with the winning team led by race victor Terri Falcon (18:35). The Men's Division III race was taken by a much-improved Morro Bay team 52 (81:17) over Salesian 95 (82:31), with David Rojas (Moorpark) the individual winner at 15:27. In Division IV Girls action Orange Lutheran continued its string of Invitational successes with a 61 (103:38)-67 (103:07) win over the Central Section's McFarland. Carolina Castellanos (L.A. Baptist, Sepulveda) was a big individual winner there at 17:59, with sub 10:40 3200m runner for Lutheran, Amber Parkinson held back this summer with shin splints, 4th individually. Lutheran has picked up outstanding age-group runner Barbara Boisvert, 4:55.39 for 1500m last year as an eighth grader. Barbara ran sixth on the team for Lutheran here. The Boy's Div IV run mixed up a number of the State's top smaller school programs, with McFarland, out of the Central Section, taking the host school Bell-Jeff 64 (80:56)-75 (81:10), with Maranatha (Sierra Madre) a close third at 86 (81:13). Maranatha's Anthony Fisher (15:02)

PREP NOTES

took Laguna Beach's Adam Ripley (15:11) individually.

Results: (Girls) (Div I) 1. Rikke Pederson (Simi Valley) 17:32, 2. Veronica Barajas (Channel Islands, Oxnard) 18:09, 3. Christine Lewis (Wilson, Long Beach) 18:41, 4. Liz DiLalla (Simi Valley) 18:51, 5. Robin Snowbeck (University, L.A.) 18:51, 6. Yolanda Gomez (Belmont, L.A.) 18:57, 7. Valerie Aceves (Channel Isl, Oxn) 19:08. **Team:** 1. Belmont, L.A. 67 (98:51), 2. Wilson (Long Beach) 74 (98:48), 3. Simi Valley 79 (98:09), 4. Channel Islands 83 (99:13). **(Div 2)** 1. Maribel Salinas (Arvin) 18:06, 2. Christa Ayuso (Burbank) 19:05, 3. Cindy Franco (Delano) 19:13, 4. Velma Velarde (Mt. View, El Monte) 19:14, 5. Megan Ellis (Buena, Ventura) 19:18, 6. Lori Miller (No. Bakersfield) 19:20, 7. Megan Stewart (Bishop Amat, La Puente) 19:21. **Team:** 1. Arvin 64 (100:17), 2. Buena (Ventura) 72 (101:06), 3. North Bakersfield 113 (103:25), 4. Bishop Amat 118 (104:27). **(Div. 3)** 1. Terri Falcon (St. Paul, Santa Fe Springs) 18:35, 2. Susan Hayes (Cabrillo, Lompoc) 18:55, 3. Jodi Dailey (South Torrance) 19:08, 4. Jenny Wong (Harvard-Westlake, No. Hollywood) 19:10. **Team:** 1. St. Paul (SF Springs) 56 (101:08), 2. Morro Bay 80 (103:31), 3. Norte Dame (Sherman Oaks) 110 (107:32). **(Div. 4)** 1. Carolina Castellanos (L.A. Baptist, Sepulveda) 17:59, 2. Cindy Carter (McFarland) 18:41, 3. Darcy Bushnell (Marymount, L.A.) 18:57, 4. Amber Parkinson (Lutheran, Orange) 19:05. **Team:** 1. Lutheran (Or) 61 (103:38), 2. McFarland 67 (103:07), 3. Laguna Beach (104 (107:05), 4. Maranatha (Sierra Madre) 155 (109:16), 5. Webb (Claremont) 228 (113:15).

(Boys) (Div I) 1. Margarito Casillas (Hoover, Glendale) 14:27, 2. James O'Connor (Chino) 14:39, 3. David Irias (Belmont, L.A.) 15:19, 4. Bill Wiswell (Bakersfield) 15:22, 5. Gilberto Roca (Glendale) 15:25, 6. Alvaro Mejia (Birmingham, Van Nuys) 15:26, 7. Brian Ray (Hesperia) 15:30, 8. Damion Flores (Bell) 15:31. **Team:** 1. Bell 95 (79:54), 2. Belmont (L.A.) 103 (80:16), 3. Wilson (Long Beach) 126 (80:55), 4. Hoover (Glen) 150 (80:54), 5. Taft (Woodland Hills) 166 (82:19), 7. South Gate 182 (82:43). **(Div. 2)** 1. Eduardo Verdejo (Foothill, Bakersfield) 15:15, 2. Terry Hickey (Foothill, Bakersfield) 15:18, 3. George Rivera (Delano) 15:23, 4. Jose Muniz (Crescenta Valley) 15:42, 5. Luis Sandoval (Coachella Valley, Thermal) 15:45. **Team:** 1. Buena (Ventura) 111 (81:04), 2. Delano 131 (81:28), 3. Saugus 136 (81:55), 4. Coachella Valley, Thermal 164 (82:24). **(Div 3)** 1. David Rojas (Moorpark) 15:27, 2. Shawn Ericson (Whittier Christian, La Habra) 15:34, 3. Tony Ochoa (Salesian, L.A.) 15:51. **Team:** 1. Morro Bay 52 (81:17), 2. Salesian (L.A.) 95 (82:31), 3. Cathedral 115 (83:14), 4. Moorpark 137 (83:24), 5. Whittier Christian (La Habra) 143 (83:36). **(Div 4)** 1. Anthony Fisher (Maranatha, SM) 15:02, 2. Adam Ripley (Laguna Beach) 15:11, 3. Bobby Fardin (Crossroads, Santa Monica) 15:24, 4. Leonard Diaz (Bell-Jeff, Burbank) 15:41, 5. Jose Diaz (Bell-Jeff, Burbank) 15:45. **Team:** 1. McFarland 64 (80:56), 2. Bell-Jeff 75 (81:10), 3. Maranatha (SM) 86 (81:13), 4. Laguna Beach 139 (83:18), 5. La Salle (Pasadena) 142 (84:02), 6. Crossroads (Santa Monica) 165 (84:13).

Dana Hills Invitational

September 28. Dana Hills High School.

The always big (close to eighty schools), always fast (this three mile course features times as fast as you will see anywhere), and usual number of quality teams and individuals graced Coach Tim Butler and Staff's Dana Hills Invite.

Individually, Kinney National Finalists from 1990, Shelley Taylor (Edison, Huntington Beach), with a 16:47 senior race win, and Carrie Garrison (Sunny Hills, Fullerton), with a two minute 16:57 soph victory, burned the course. The only two Boys to run under 15:00 came from the highly nationally ranked San Pasqual (Escondido) program, with first year harrier, junior Nazario Romero (14:56 win) and Brian Keim (14:50 12th grade victory) leading the Golden Eagles to a team time victory of over three minutes when the top five from all grades were added up at 75:16.

When team times were added up on the Boys' side it was in-

teresting to see that the San Diego Section had the top three team times (San Pasqual, Mira Mesa 78:23, and Escondido 78:25), and six of the top eleven against a top-flight group of Southern Section teams. On the Girls side, the continually improving Edison (Huntington Beach) team showed that San Pasqual will not have a cake-walk in going after their second straight State Div II title. With Shelley Taylor leading the way, the Chargers of Edison tallied 90:42, just ahead of San Pasqual's 90:56, with nationally ranked Mt. Carmel (San Diego) also very quick at 91:43. Edison's average is 17:45 per runner!

Results: (Girls) (Div I) (Fr) 1. Bree Frigo (El Toro) 18:05, 2. Nariel Gray (Mira Mesa, San Diego) 19:35. **(So)** 1. Jennifer Gillis (Irvine) 18:05, 2. Rita Hermiz (Mt. Carmel, San Diego) 18:14, 3. Tammy Hall (Rubidoux, Riverside) 18:39. **(Jr/Sr)** 1. Susan Scott (Mt. Carmel, SD) 17:37, 2. Christina Blackmer (Upland) 17:46, 3. Sara Flores (Bell Gardens) 17:56, 4. Marisa Avendano (Paramount) 18:02, 5. Kelly Roda (Irvine) 18:08, 6. Rajal Espinosa (Dana Hills) 18:11, 7. Antonia Avendano (Paramount) 18:17. **(Div 2) (Fr)** 1. Taryn Lawson (Ocean View, Huntington Beach) 18:21, 2. Jennifer Formosa (Edison, Huntington Beach) 18:23, 3. Jeannie Formosa (Edison, Hunt.Bch) 18:34. **(So)** 1. Kim Nelson (Canyon, Anaheim) 17:50, 2. Laura Flatauer (Canyon, Ana) 18:33, 3. Carrie Quinn (Edison, Huntington Beach) 18:36. **(Jr/Sr)** 1. Shelley Taylor (Edison, Hunt.Bch) 16:47, 2. Melissa Keim (San Pasqual, Escondido) 17:10, 3. Tracy Fatone (Los Alamitos) 17:11, 4. Tanja Brix (University, Irvine) 17:23, 5. Liza Alexander (Tustin) 17:34, 6. Deanna Hadley (San Pasqual) 17:57, 7. Andrea Steinberger (Mission Viejo) 18:06, 8. Erin Blunt (San Pasqual) 18:16. **(Div 3) (Fr)** 1. Sharon Etman (South Pasadena) 19:27. **(So)** 1. Carrie Garrison (Sunny Hills, Fullerton) 16:57, 2. Catherine Litchfield (South Pasadena) 18:57, 3. Kim Gardner (San Marino) 18:57. **(Jr/Sr)** 1. Marjorie Hsu (San Marino) 17:53, 2. Denisha Bendz (Costa Mesa) 17:58, 3. Katy Eklof (Costa Mesa) 8:22, 4. Eleanor Chiariello (San Marcos) 18:33.

Team Times (Top 5 all grades added up): 1. Edison (Hunt Bch) 90:42, 2. San Pasqual (Esc) 90:56, 3. Mt. Carmel (San Diego) 91:43, 4. Irvine 93:41, 5. El Toro 94:09, 6. Dana Hills and San Marino 95:14, 8. Los Alamitos 95:25, 9. Canyon (Anaheim) 95:30, 10. Tustin 96:12, 11. Ocean View (Hunt Bch) 96:23, 12. Capistrano Valley (Mission Viejo) 96:41, 13. Newport Harbor 96:49, 14. Laguna Hills 97:26, 15. Woodbridge (Irvine) 97:55, 16. Foothill (Santa Ana & Mission Viejo) 98:08.

(Boys) (Div I) (Fr) 1. Kevin Bowes (Mira Mesa, San Diego) 15:53. **(So)** 1. Dan Meader (Irvine) 15:23, 2. Rondie Gibbs (Rubidoux, Riverside) 15:29. **(Jr)** 1. Chad Weneher (Mira Mesa, San Diego) 15:01, 2. Jim Cera (Upland) 15:13, 3. Pedro Reyes (Santa Ana Valley) 15:15. **(Sr)** 1. Lucio Brito (Santa Ana Valley) 15:11, 2. Huberto Perezaza (Mt. Carmel, San Diego) 15:12, 3. Nate Arnold (Poway) 15:19. **(Div 2) (Fr)** 1. Jesse Kimble (Tustin) 16:29. **(So)** 1. Jose Jimenez (Escondido) 15:32, 2. Juan O'Neill (San Pasqual) 15:53. **(Jr)** 1. Nazario Romero (San Pasqual) 14:46, 2. Gil Serrano (Point Loma, San Diego) 15:22. **(Sr)** 1. Brian Keim (San Pasqual) 14:50, 2. Devin O'Neill (San Pasqual) 15:10, 3. Aaron Wilson (Mt. Whitney, Visalia) 15:14, 4. Gareth Christensen (San Pasqual) 15:14, 5. Eric Engel (San Pasqual) 15:16, 7. Matt Dilligan (Point Loma, SD) 15:17, 7. Jeff Lynn (Mission Viejo) 15:19. **(Div 3) (Fr)** 1. Ryan Wilkinson (Santa Margarita, Rancho SM) 15:53. **(So)** 1. Mebrahtom Keflezighi (San Diego) 15:10, 2. Devin Elizondo (Mission Bay, San Diego) 15:35, 3. Jose Melgar (San Diego) 15:49. **(Jr)** 1. Chris Walter (North, Riverside) 15:41. **(Sr)** 1. Chris Lynch (Laguna Beach) 15:09, 21. Jeremy Boyce (Patrick Henry, San Diego) 15:17, 3. Dave Burnette (Laguna Hills) 15:22.

Team Times: (top 5 all grades added up): 1. San Pasqual (Esc) 75:16, 2. Mira Mesa (San Diego) 78:23, 3. Escondido 78:25, 4. Laguna Hills 78:30, 5. Santa Ana Valley 78:55, 6. Dana Hills 79:11, 7. San Marino 79:21, 8. Mt. Carmel (San Diego) 79:29, 9. San Diego 79:40, 10. Palm Springs 79:46, 11. Point Loma (San Diego) 79:52, 12. Mission Viejo 79:58, 13. Poway 79:59, 14. Santa Ana 80:03, 15. Vista 80:08.

Nogales Invitational

September 28. Citrus College.

This Meet, run on the very quick Citrus College campus course, was formerly sponsored by Azusa High School. Arroyo (El Monte), featuring a vastly improved Girls team under Coach Ramon Lopez, took six of the eight "by-grade" team titles awarded during the day. Best race of the day was the Senior Boys, which featured 9:01.36 3200m runner Angel Martinez (San Gabriel), a 1990 Kinney National Cross Country finalist. Martinez bided his time behind Bryon Hake (Arroyo, El Monte) for most of the race before racing away during the final quarter mile to win 15:20-15:28.

Results: (Girls) (Fr) 1. Olymyk (Nogales, La Puente) 21:07. **Team:** Arroyo 71. **(So)** 1. Rios (Arroyo, El Monte) 20:21. **Team:** 1. Arroyo 16. **(Jr)** 1. Zamora (Arroyo, EM) 20:12. **Team:** 1. Rosemead 60. **(Sr)** 1. Lopez (Gladstone, Covina) 20:06. **Team:** 1. Arroyo 60.

(Boys) (Fr) 1. Goonetilleke (Covina) 17:12. **Team:** 1. Arroyo 40. **(So)** 1. Perez (El Monte) 16:17. **Team:** 1. Covina 54. **(Jr)** 1. Padilla (San Gabriel) 16:32. **Team:** 1. Arroyo 44. **(Sr)** 1. Martinez (San Gabriel) 15:20, 2. Hake (Arroyo, EM) 15:28, 3. Pingarron (San Gabriel) 15:37, 4. Garibay (Nogales) 15:47. **Team:** 1. Arroyo 68.

Royal Invitational

September 28. Moorpark College.

The Royal Invitational featured the top Ventura County area teams with a number of other good Southern Section groups. The Meet was headlined by the nation's #1 ranked Boys team, Hart (Newhall), who took apart a very good Large School field with a 28 point total and team time victory by a remarkable four minutes! Coach Gene Blankenship's Hart crew has been hot since the word "go" this Fall. The Hart JV/Fresh-Soph team from this Meet when combined would have fared very well against some teams ranked in the State at the Division I and II level. Jeff Wilson (Newbury Park) continues to purr individually, leaving 4:11 miler Todd Tressler some 100 yards to the rear with a 15:27 win.

The Small School Boys title was taken by a group developing into one of the very special groups of that size in California history. Nordhoff, bolstered by super developing youngsters from Javier Ramirez (4th-16:48) and soph Will Johnson (6th-16:59), cranked the #2 team time of the day behind Hart with an 84:19. It is a shame that they do not do national rankings for schools of under 1000, because it would seem you would have to look pretty far and wide to find a team better program of 878 students that the Ojai institution has.

On the Girls side it was Peninsula (Rolling Hills Estates) turning back recent upstart Hart (Newhall) 37 (99:06)-71 (102:41). The Hart group equalled Peninsula's team time in the recent Mt. Carmel Invitational (San Diego), with the Peninsula team currently holding down a #15 ranking nationally, according to *Harrier Magazine*. Stacey Auer (1000 Oaks) continues to roll, charging to a 18:24 47 second win over Peninsula's Maya Munero.

The Girls Small School event was won by Fillmore, with possibly the State's top Small School Girls team totalling an impressive 102:53 team time when two top soph/fresh athletes were added to team leaders Maribella Aparicio (1st-18:12) and Nikki Shaw (2nd-19:17), two of the nation's top middle distance runners on the Track. aparicio's 18:12 here is a super time!

Results: (Girls) (Small) 1. Maribella Aparicio (Fillmore) 18:12, 2. Nikki Shaw (Fillmore) 19:17, 3. Carlene Pengra (La Canada) 19:30, 4. Sarah Dien (La Canada) 20:28, 5. Renee Pengra (La Canada) 20:52. **Team:** 1. Fillmore 42 (104:19/102:53 with Fr/So athletes added in), 2. La Canada 47 (107:04), 3. Nordhoff (Ojai) 50 (107:34). **(Fr/So)** 1. Beca Underwood (Nordhoff, Ojai) 21:52. **(Large)** 1. Stacey Auer (1000 Oaks) 18:24, 2. Maya Munero (Peninsula, Rolling Hills Estates) 19:11, 3. Yoko Senga (Peninsula, RHE) 19:17, 4. Teresa Santana (Quartz Hill) 19:42, 5. Jessica Graham (Westlake, West Village) 19:46, 6. Mehlberg (Peninsula, RHE) 19:49, 7. Krissy Schranz (Hart, Newhall)

PREP NOTES

19:58, 8. Josephina Sanchez (Hueneme, Oxnard) 20:04, 9. Schroyer (Rio Mesa, Oxnard) 20:07, 10. Jessica de la Cerda (Hart, Newhall) 20:14. **Team:** 1. Peninsula 37 (99:06), 2. Hart (Newhall) 71 (102:41), 3. Westlake (Westlake Village) 144 (107:38), 4. Peninsula "B" 154, 5. Quartz Hill 155 (107:46), 6. Newbury Park 194 (111:07), 7. Camarillo 203 (11:19). (Fr/So) 1. Gabriela Rodriguez (Oxnard) 19:46.

(Boys) (Small) 1. Jesse Moore (Nordhoff, Ojai) 16:26, 2. Mike Yomtob (Alemany, Mission Hills) 16:26, 3. Bill Tallakson (Nordhoff, Ojai) 16:43, 4. Javier Ramirez (Nordhoff, Oj) 16:48, 5. Oswaldo Servin (Fillmore) 16:55, 6. Will Johnson (Nordhoff, Ojai) 16:59. **Team:** 1. Nordhoff (Ojai) 23 (84:19), 2. Fillmore 60 (87:58), 3. Alemany 80 (89:34), 4. Dos Pueblos 110 (89:40). (Fr/So) 1. Brian Lottman (La Canada) 17:32. (Large) 1. Jeff Wilson (Newbury Park) 15:27, 2. Todd Tressler (San Marcos, SB) 15:48, 3. Paul de la Cerda (Hart, Newhall) 15:58, 4. Brett Strahan (Hart, Newhall freshman) 16:08, 5. Dan Minami (Peninsula, Roll Hills Estates) 16:10, 6. Keith Grossman (Hart, Newhall) 16:16, 7. Mike Dukes (Hart, Newhall) 16:18, 8. Gavin Klingler (Hart, Newhall) 16:19, 9. Steip (Peninsula, RHE) 16:20, 10. Donald Carmona (Hueneme, Oxnard) 16:22. **Team:** 1. Hart (Newhall) 28 (80:59), 2. Peninsula (RHE) 123 (84:59), 3. Camarillo 127 (86:19), 4. Quartz Hill 131 (85:53), 5. Channel Islands (Oxnard) 140 (86:01), 6. Newbury Park 145 (86:19), 7. Thousand Oaks 178 (88:21/85:12 Fr/So added in). (Fr/So) 1. Jose Erazo (Hart, Newhall) 16:50, 2. Chadd Aldrich (1000 Oaks) 16:54.

San Luis Obispo Invitational

September 28. El Charro Regional Park.

This first year affair was run in the form of an "Ekiden" relay, very popular in Japan, with relay members who passed off at the end of the three mile course to a teammate, with a three person team making up the complete event. Highly ranked statewide Arroyo Grande teams on both the Boys and Girls side were the race winners, with AG's Boys' margin of victory over a San Luis Obispo group that is very solid up front.

Results: (Girls) 1. Arroyo Grande "A" 59:55, 2. Arroyo Grande "B" 61:45, 3. San Luis Obispo "A" 62:34, 4. Atascadero "A" 65:06, 5. San Luis Obispo "B" 65:51. (JV) 1. Y. Perez (AG) 21:32.

(Boys) 1. Arroyo Grande "A" 48:58, 2. San Luis Obispo "A" 50:17, 3. Paso Robles "A" 51:51, 4. San Luis Obispo "B" 54:00, 5. Carpinteria "A" 55:29. (JV) 1. Madrigal (AG) 16:39.

Kenny Staub Invitational

October 4. Crescenta Valley County Park.

This high-quality Meet featured the nation's #1 ranked Girls team, Agoura, with their effort here quite impressive. The Agoura Boys' team emerged from hibernation to take the Division I race also, for a Charger sweep for the day. Jeff Wilson (Newbury Park) continues his surge individually to where he has to be considered one of the top preps in the nation.

With a shockingly impressive season opener at the Woodbridge Invitational in Irvine a couple of weekends previous with a two minute victory over #2 ranked nationally San Pasqual (Escondido), the Agoura Girls team seemed off to the races in 1991. The Woodbridge team time was fully two minutes faster than the Deena Drossin-led 1990 Charger team that ended the season ranked 2nd nationally behind Mountain View of Orem, Utah. Agoura was just as sharp here! Frosh Amy Skierez led the Agoura squad this meet with an 18:08 win over teammate Kay Nekota (18:10), with Laura Hayward (18:32), Kristin Camp (18:48), and Allison Kay (19:43) totalling 93:21 as a team, shellacking the 94:43 Course Record set by, you guessed it, the 1990 Deena Drossin-led Agoura team. A number of the Section's better teams over the years have raced here, with the performance this morning by Coach Bill Duley's team one of the more impressive in California prep history. Where the Chargers rate on the Mt. SAC course later in the year against the All-Time record there set by University of Irvine, with the 92:25 by Coach Bob Messina's 1981 group a top

effort by a team some feel is the top group of prep female distance runners ever. National Mile Record Holder Polly Plumer (4:35.24) and Teresa Barrios led the 1981 University squad that went on to set the still standing 11:43.59 National Record Distance Medley Relay.

On the Boys' side Agoura junior Ryan Wilson (15:19) edged out fellow eleventh grader Margarito Casillas (Hoover, Glendale) (15:20) individually, with Agoura racing to a 79 (82:33)-85 (84:02) win over Hoover. Hoover had 15:20-16:17-16:26-16:33 first four times, with a 19:26 fifth runner. With a top returnee due back from injury Hoover will become one of the State's Best Div I teams. Newbury Park's Jeff Wilson had the day's quickest time, an unpressed and very quick 15:13. On a course that runs very close to Mt. SAC and Woodward Park, Ryan Wilson, Casillas, and Jeff Wilson have to be considered among the very best in the State, and in line for Kinney National spots out of the Western Regional in early December.

Results: (Girls) (Div I) 1. Amy Skierez (Agoura frosh) 18:08, 2. Kay Nekota (Agoura) 18:10, 3. Laura Hayward (Agoura) 18:32, 4. Rikke Pederson (Simi Valley) 18:37, 5. Kristin Camp (Agoura) 18:48, 6. Laura Monson (Claremont) 18:55, 7. Marjorie Hsu (San Marino) 19:14, 8. Liz Dilala (Simi Valley) 19:25, 9. Jessica Graham (Westlake, West Vill) 19:29, 10. M. Avendano (Paramount) 19:37, 11. Allison Kay (Agoura) 19:43, 12. A. Avendano (Paramount) 19:55. **Team:** 1. Agoura 23 (93:21 Course Team Record), 2. Simi Valley 87 (99:59), 3. Belmont (L.A.) 109 (102:26), 4. San Marino 133 (103:19), 5. Claremont 157 (104:56), 6. Westlake (West Vill) 157 (105:37), 7. Peninsula "B" 177 (106:42), 8. La Canada 178 (106:47). (Div II) 1. Chris Ayuso (Burbank) 19:47, 2. Summer Eckberg (Santa Barbara) 19:55, 3. Velma Velarde (Mountain View, El Monte) 20:06. **Team:** 1. Arcadia 84 (107:24), 2. Torrance 95 (108:36), 3. Garfield (L.A.) 139 (110:37). (Div. III) 1. Courtney Hughes (Hoover, Glendale) 20:18. **Team:** 1. Schurr (Montebello) 67 (113:22).

(Boys) (Div I) 1. Ryan Wilson (Agoura) 15:19, 2. Margarito Casillas (Hoover, Glendale) 15:20, 3. JJ Castner (Oak Park) 16:05, 4. Emmanuel Azzizi (Agoura) 16:11, 4. David Irias (Belmont, L.A.) 16:15. **Team:** 1. Agoura 79 (82:33), 2. Hoover (Glendale) 85 (84:02), 3. Canyon (Canyon Country) 102 (84:27), 4. Belmont 104 (84:37), 5. Claremont 115 (84:05) with Fr/So added in), 6. Oak Park 131 (85:30). (Div II) 1. Jeff Wilson (Newbury Park) 15:13, 3. Froylen Sanchez (St. Francis, La Canada) 15:50, 3. Gilberto Roca (Glendale) 16:12. **Team:** 1. San Marino 62 (84:12), 2. Newbury Park 101 (84:22), 3. Thousand Oaks 127 (86:02). (Div. III) 1. Jason Salberg (Muir, Pasadena) 16:07, 2. Jim Amato (Crespi, Encino) 16:29. **Team:** 1. Westlake (Westlake Village) 114 (88:56), 2. Bell-Jeff (Burbank) 117 (87:28).

Hesperia Invitational

October 4. Hesperia.

This "high-desert" Meet was held on a 2.97 mile course. The hosts split the Large School titles, with the Hesperia Girls totalling 27 in their win, and Palmdale taking the Boys title over a good Hesperia team 25-42. Course Records were set by the host schools' Brian Ray (15:12) and Bobbi Price (19:34).

Results: (Girls) (Large) 1. Bobbi Price (Hesperia) 19:34 (Course Record), 2. Sharon Moreno (Garey, Pomona) 19:46, 3. Jackie Garcia (Canyon Springs, Moreno Valley) 19:59, 4. Sheila Garcia (Canyon Springs, MV) 20:17. **Team:** 1. Hesperia 27, 2. Canyon Springs (Mor Vall) 43.

(Boys) (Small) 1. Travis Bonds (Hesperia Christian, Hesperia) 16:56. **Team:** 1. Hesperia Christian. (Medium) 1. Chris Rivas (Barstow) 15:34. (Large) 1. Brian Ray (Hesperia) 15:12 (Course Record), 2. Shannon Horn (Palmdale) 15:22, 3. Dave Hensley (Palmdale) 15:35, 4. Jim Lyon (Hesperia) 15:36. **Team** 1. Palmdale 25, 2. Hesperia 42.

San Gabriel Valley Invitational

October 4. Mt. San Antonio College.

This Meet, held on the course where the Southern Section

Championships will be held later in the year, draws most of the teams from the San Gabriel Valley. The host school, Diamond Bar, was the Girls team time winner at 105:22 when the races that are held between the #1's and other team's #1's, #2's vs. #2's, and so on, were added up. A very improved Bishop Amat (La Puente) team was the Men's winner at 84:04. Individual best times were turned in by junior Luis Baca (Rowland, Rowland Heights) at 15:58, and Lorena Sanchez (Nogales, La Puente) for the Girls at 19:23.

Results: (Girls) (races combined) 1. Sanchez (Nogales, La Puente) 19:23, 2. Germann (Glendora) 19:45, 3. Nahale (Diamond Bar) 19:45, 4. Yaba (Bishop Amat, La Puente) 20:02, 5. Oglesby (South Hills, West Covina) 20:04, 6. Johnson (Covina) 20:06, 7. Huerta (Workman, La Puente) 20:11. (Small School Teams) 1. South Hills (W. Covina) 104:15, 2. St. Lucy's (Glendora) 111:10, 3. Covina 111:23, 4. Workman (La Puente) 112:16. (Large School Teams) 1. Diamond Bar 105:22, 2. Bishop Amat (La Puente) 106:11, 3. Nogales (La Puente) 107:36, 4. Arroyo (El Monte) 109:00.

(Boys) (races combined) 1. Baca (Rowland, Rowland Heights) 15:58, 2. Hamer (Covina) 16:00, 3. Fisher (Maranatha, Sierra Madre) 16:06, 4. Mitchell (South Hills, W. Cov) 16:11, 5. Garibay (Nogales, La Puente) 16:13, 6. Contreras (Bishop Amat, LP) 16:14, 6. Roldan (Bishop Amat, LP) 16:21. (Small School Teams) 1. Covina 85:08, 2. Maranatha (Sierra Madre) 86:06, 3. South Hills (W Cov) 88:58, 4. Basset 89:26. (Large School Teams) 1. Bishop Amat (La Puente) 84:04, 2. Rowland (Row Hts) 85:21, 3. Nogales (La Puente) 87:08, 4. Rosemead 87:12, 5. Glendora 87:24.

Morro Bay Mini Meet

September 14. Morro Bay.

Overall Results - Varsity Boys

1. Flynn (Bell-Jeff) 18:28, 2. Taverner (Morro Bay) 18:41, 3. Diaz (Bell-Jeff) 18:51, 4. David Campa (Paso Robles) 18:55, 5. Sean Lawless (Morro Bay) 18:57, 6. Diaz (Bell-Jeff) 19:18, 7. Morgean (Bell-Jeff) 19:40, 8. Jim Taylor (Atascadero) 19:50, 9. Cesar Fletes (Paso Robles) 19:53, 10. Will Roundy (Morro Bay) 19:56.



SUSAN HAYES

Photo by Elaine Rosenfield

Junior Varsity: 1. David Mitchell (Morro Bay) 20:23.

Overall Results - Varsity Girls

1. Susan Hayes (Cabrillo) 23:06, 2. Deena Strohm (Morro Bay) 23:11, 3. Faye Roundy (Morro Bay) 23:35, 4. Sara Pierce

PREP NOTES

(Morro Bay) 23:52, 5. Emily Weathers (Atascadero) 24:00, 6. Katie Roy (Atascadero) 25:09, 7. Melanie Moore (Atascadero) 25:14, 8. Denson (Cabrillo) 25:18, 9. Melanie Tate (Atascadero) 25:31, 10. Jamie Freudenberg (Atascadero) 25:55.
Junior Varsity: 1. Marks (Atascadero) 26:40.

Mt. Whitney Invitational

September 18, Visalia.

Varsity Boys Open Results

Team Scores: 1. Madera 45, 2. Clovis 114, 3. Delano 118, 4. Sanger 158, 5. McFarland 207, 6. Merced 238, 7. McLane 255, 8. Coalinga 258, 9. Golden West 272, 10. Taft 301.

11. Redwood 318, 12. Yosemite 321, 13. Kingsburg 329, 14. Mt. Whitney 334, 15. Sierra 371, 16. Clovis West 425, 17. Hanford 431, 18. Fresno 448, 19. Porterville 461, 20. Tulare Union 505.

21. Monache 522, 22. Bullard 543, 23. Reedley 561, 24. Exeter 639, 25. Tulare Western 657, 26. Hoover 659.

Individuals:

1. George Rivera (Delano) 15:10, 2. Brian Wilkinson (Merced) 15:21, 3. Eric Kroph (Madera) 15:43, 4. Jimmy Rivera (Clovis) 15:47, 5. Aaron Wilson (Mt. Whitney) 15:48, 6. Polo Duarte (Madera) 15:54, 7. Francisco Anguiano (Coalinga) 15:54, 8. Juan Ayala (Coalinga) 16:00, 9. Jed Saueressig (Yosemite) 16:01, 10. John Orosco (Taft) 16:09.

11. Francisco Madrigal (Madera) 16:18, 12. Rick Chavez (Madera) 16:21, 13. Pete Gallegos (Madera) 16:23, 14. Salvador Guzman (Delano) 16:23, 15. Owen Murphy (Yosemite) 16:25, 16. Ernie Flores (Clovis) 16:29, 17. Russ Ragsdale (Bullard) 16:29, 18. Richie (Shehadey (Clovis West) 16:30, 19. Tim Henry (Sanger) 16:32, 20. Jose Sanchez (McFarland) 16:34.

21. John Owens (Sierra) 16:37, 22. Alex Lopez (Sanger) 16:38, 23. Ismael Sanchez (Delano) 16:42, 24. Darin Diaz (McFarland) 16:50, 25. Jose Trujillo (Golden West) 16:53.

Sophomore Boys Open Results

Team Scores: 1. Madera 31, 2. Clovis West 62, 3. Clovis 73, 4. Yosemite 107, 5. Delano 153, 6. Hanford 168, 7. Taft 188, 8. Golden West 189, 9. Monache 190.

Individuals:

1. Ray Rahn (Hoover) 16:51, 2. Neil Rojas (Clovis West) 17:04, 3. E. Evangelista (Madera) 17:12, 4. Cesar Carranza (Madera) 17:21, 5. Armando Ferrer (Porterville) 17:22, 6. Paul Timmerman (Mt. Whitney) 17:32, 7. Ken McNeal (Clovis West) 17:44, 8. Matt Batchelor (Merced) 17:49, 9. Dan Prescott (Yosemite) 17:56, 10. Chris Cooper (Yosemite) 18:07.

Junior Varsity Boys Open Results

Team Scores: 1. Madera 17, 2. Wasco 77, 3. Sanger 101, 4. Yosemite 104, 5. Delano 116, 6. Sierra 119, 7. Monache 173.

Individuals:

1. Jose Uribe (Madera) 16:32, 2. Nick Tustison (Madera) 17:12, 3. Matias Amezola (Madera) 17:21, 4. Ruben Arrezoza (Wasco) 17:30, 5. Mark Brewer (Taft) 17:40, 6. Clarence Perez (Madera) 17:47, 7. Javier Lopez (Madera) 17:52, 8. Darron Hill (Madera) 18:24, 9. Alfredo Rivera (Wasco) 18:46, 10. Robert Peters (Sanger) 18:55.

Freshman Boys Open Results

Team Scores: 1. Madera 42, 2. McFarland 70, 3. Buchanan 86, 4. Sanger 102, 5. Reedley 119, 6. Clovis West 127, 7. Merced 171, 8. Taft 181.

Individuals:

1. Galvan Gonzalez (McFarland) 17:02, 2. Juan Zamora (Sanger) 17:06, 3. Gabriel Diaz (McFarland) 17:17, 4. Victor Ramirez (Madera) 17:23, 5. K. L. Lake (Clovis) 18:05, 6. Travis Keller (Buchanan) 18:14, 7. Maurice Rodriguez (Madera) 18:25, 8. Joe Vargas (Sanger) 18:27, 9. Pancho Avila (Madera) 18:32, 10. Pablo Martinez (Buchanan) 18:45.

The Clovis Independent Invitational

September 21, Woodward Park, Fresno.

Boys Results

Large Schools/Open Varsity:

1. Rivera (Delano) 15:50, 2. Dunn (AG) 15:54, 3. Brewer

(North) 15:58, 4. Kropf (Madera) 16:06, 5. Flores (Watsonville) 16:12, 6. Arnold (York) 16:13, 7. Rivera (Clovis) 16:18, 8. Lawson (Clovis West) 16:19, 9. Elmi (Mt. Pleasant) 16:22, 10. Cervelli (St. Teresa) 16:25, 11. Duarte (Madera) 16:27, 12. Wiswall (Bakersfield) 16:30, 13. Dykstra (Del Campo) 16:32, 14. Sullins (Amador Valley) 16:33, 15. Perscheid (Jesuit) 16:33.

Team Scores: 1. Madera 73, 2. Del Campo 109, 3. Jesuit 168, 4. Amador Valley 178, 5. Arroyo Grande 181, 6. Clovis 210, 7. Santa Teresa 215, 8. Delano 218, 9. North Bakersfield 243, 10. La Habra 255.

11. Bellarmine 267, 12. McLane 316, 13. Watsonville 317, 14. Clovis West 336, 15. Foothill 359, 16. Mt. Pleasant 383, 17. Beyer 384, 18. Bakersfield 386, 19. West Bakersfield 402, 20. East Bakersfield 457, 21. Fresno 585.

Medium Schools Varsity:

1. Tressler (San Marcos) 15:53, 2. Divergilio (SLO) 16:07, 3. Jones (Livermore) 16:12, 4. Holman (Sonora) 16:14, 5. Rojas (Moorpark) 16:23, 6. Ciano (SLO) 16:31, 7. Pereira (Livermore) 16:32, 8. Pope (Del Oro) 16:32, 9. Boehle (Sierra) 16:33, 10. Cullum (Mission Viejo) 16:35.

Team Scores: 1. El Camino 93, 2. Livermore 115, 3. Bishop Amat 123, 4. Mission Viejo 146, 5. Sonora 169, 6. Elsinore 217, 7. Lemoore 225, 8. Rio Americana 234, 9. San Luis Obispo 235, 10. Rightetti 243.

11. South Pasadena 245, 12. Moorpark 283, 13. Casa Roble 297, 14. Tustin 328, 15. Del Oro 347, 16. Lompoc 379, 17. Mills 430, 18. Palo Alto 438, 19. Redwood 446, 20. Reedley 589.

Small Schools Varsity:

1. Castner (Oak Park) 16:31, 2. Orosco (Taft) 16:36, 3. Allan (Carmel) 16:42, 4. Rarray (Oak Park) 16:43, 5. Pendoley (Terra Linda) 16:47.

Team Scores: 1. Morro Bay 69, 2. Oak Park 76, 3. Corcoran 79, 4. Yreka 80, 5. Taft 98, 6. St. Mary's 127, 7. Orange Lutheran 162, 8. Carmel 209, 9. San Joaquin Memorial 271, 10. Chaminade 271.

Girls Results

Large Schools/Open Varsity:

1. Miller (North Bakersfield) 19:21, 2. Harlick (Mills) 19:35, 3. Orefice (AG) 19:37, 4. Muething (Amador Valley) 19:46, 5. Schroyer (Rio Mesa) 19:49, 6. Grogg (Clovis West) 19:59, 7. Johnson (Clovis West) 20:13, 8. Donovan (Madera) 20:17, 9. Franco (Delano) 20:18, 10. Barr (AG) 20:25.

11. Kelley (AG) 20:31, 12. Harrick (Mills) 20:42, 13. Hidalgo (Clovis) 20:51, 14. Hagstrom (AG) 20:52, 15. Dawson (Hoover) 20:55.

Team Scores: 1. Arroyo Grande 57, 2. Madera 116, 3. Clovis West 118, 4. Mills 142, 5. North Bakersfield 155, 6. Arroyo 156, 7. Rio Mesa 248, 8. Covis 248, 9. Santa Teresa 272, 10. Amador Valley 286.

11. Bakersfield 306, 12. Hoover 317, 13. Del Campo 322, 14. Foothill 328, 15. East Bakersfield 383, 16. Beyer 386, 17. Fresno 404, 18. West Bakersfield 430, 19. Mt. Pleasant 453.

Medium Schools Varsity:

1. Alexander (Tustin) 19:52, 2. Bascom (Elsinore) 20:23, 3. Litchfield (So. Pasadena) 20:34, 4. Alfaro (So. Pasadena) 20:34, 5. Shoemaker (Los Altos) 20:38, 6. Bickley (Tustin) 20:39, 7. Yaba (Bishop Amat) 20:45, 8. Stewart (Bishop Amat) 20:51, 9. Cook (Gunn) 20:57, 10. Not Available (So. Pasadena) 20:57.

Team Scores: 1. Tustin 76, 2. South Pasadena 90, 3. Bishop Amat 130, 4. Casa Roble 142, 5. Livermore 174, 6. Gunn 190, 7. Elsinore 208, 8. Reedley 210, 9. Palo Alto 250, 10. Del Oro 258.

11. Rio Americana 277, 12. Redwood 314, 13. Rightetti 327, 14. Sonora 363, 15. Lemoore 389, 16. Moorpark 405, 17. Lompoc 474.

Small Schools Varsity:

1. Albert (corcoran) 20:08, 2. Parkinson (Orange Lutheran) 20:29, 3. Roundy (Morro Bay) 20:29, 4. Strohmman (Morro Bay) 20:43, 5. Snider (Taft) 20:47.

Team Scores: 1. Orange Lutheran 37, 2. Yreka 56, 3. Morro Bay and Taft 79, 5. Chaminade 121.

Los Banos Invitational

October 3, Los Banos High School

Boys Results

Frosh:

1. T. Nerell (LB) 12:18, 2. J. Walton (LB) 12:20, 3. M. Harms (LB) 12:53, 4. M. Canner (AT) 12:59, 5. J. Wilton (SB) 13:03, 6. S. Connor (SB) 13:14, 7. T. Perrier (TU) 13:17, 8. J. Contreras (LB) 13:30, 9. J. Munoz (AT) 13:36, 10. R. Tiesiera (HI) 13:53.

Team Scores: Large Schools: 1. San Benito 26, 2. Turlock 30. Small Schools: 1. Los Banos 15.

Frosh/Soph:

1. J. Madrigal (AT) 12:31, 2. S. Nazabal (LB) 12:31, 3. L. Rios (L) 12:39, 4. G. Antunez (LB) 12:40, 5. G. Cones (DP) 12:41, 6. F. Salinas (PA) 12:43, 7. J. Aviles (TR) 12:44, 8. S. Kohtz (TU) 12:45, 9. O. Diaz (LB) 12:46, 10. J. Honaker (DP) 12:47.

Team Scores: Large School: 1. San Benito 24, 2. Turlock 33. Small Schools: 1. Los Banos 31, 2. Tranquillity 57, 3. Dos Palos 57, 4. Livingston 68.

JV:

1. S. Singh (LI) 12:29, 2. J. Oaks (TU) 12:39, 3. C. Singh (LI) 13:17, 4. D. Lebranche (GI) 13:24, 5. J. Call (GI) 13:25, 6. J. Giolletti (TU) 13:29, 7. J. Lucero (GI) 13:39, 8. A. Mendoza (LB) 13:39, 9. R. Kay (GI) 13:54, 10. Z. Musa (GI) 13:59.

Team Scores: Large Schools: 1. Gilroy 15. Small Schools: 1. Tranquillity 15.

Varsity:

1. J. Bustamante (AT) 16:50, 2. E. Solorio (GI) 16:56, 3. D. Ellis (AT) 17:05, 4. S. Bustamante (AT) 17:12, 5. D. Arvalo (SB) 17:14, 6. J. Padron (GI) 17:35, 7. E. Ibarra (LB) 17:45, 8. M. Bower (GI) 17:59, 9. M. Villa (LI) 18:06, 10. C. Fleming (AT) 18:11.

Team Scores: Large Schools: 1. Atwater 25, 2. Gilroy 39, 3. San Benito 65. Small Schools: 1. Los Banos 25, 2. Escalon 51, 3. Tranquillity 51, 4. Hilmar 86.

Girls Results

Frosh/Soph:

1. M. Pleyte (SB) 13:27, 2. T. Galloway (AT) 13:37, 3. I. Hobbs (AT) 13:49, 4. D. Chanez (SB) 14:46, 5. P. Gonzales (AT) 14:59, 6. R. Fitzgerald 15:00, 7. N. Contreras (LB) 15:31, 8. B. Carreon (LB) 15:34, 9. M. Rotatori (TU) 15:41, 10. Urban (SB) 15:42.

Team Scores: Large Schools: 1. Atwater 31, 2. San Benito 32, 3. Turlock 57. Small Schools: 1. Los Banos 24, 2. Escalon 31.

Varsity:

1. M. Bishop (LB) 22:23, 2. J. Lund (ES) 22:59, 3. C. Bishop (LB) 23:48, 4. R. Souza (LB) 23:50, 5. R. Agular (DP) 23:52, 6. M. Riveria (LB) 23:53, 7. M. Echegaray (LB) 24:12, 8. M. O'Bryne (TU) 24:18, 9. K. Navarro (LB) 24:26, 10. J. Galaviz (TU) 24:30.

Team Scores: Large Schools: 1. Turlock 15. Small Schools: 1. Los Banos 15.

Estancia High School Summer Shadow Runs

No Date Available. Estancia H.S.

Division Results - 3 Mile

16: 1. Robert Ho 16:52, 18: 1. Steffie Ambrozak 20:14, 22: 1. Miguel Ferdine 17:13, 23: 1. Mary Schumacher 18:56, 26: 1. Ruben Esparsa 15:23, 33: 1. Valerie McCutchan 20:34, 36: 1. Dave Parsel 15:43, 40: 1. Nancy Baird 20:31, 47: 1. Sandi Barr 26:24, 49: 1. Harry Hunt 18:32.

Division Results - 4 Mile

19: 1. Jeff Matsumoto 21:09, 20: 1. Michelle Conley 28:24, 22: 1. Miguel Ferdin 22:17, 28: 28: 1. Marty Callahan 21:02, 32: 1. Valerie McCutchan 27:58, 36: 1. Dave Parsel 20:51, 40: 1. Nancy Baird 28:19, 49: 1. Harry Hunt 24:21, 50: 1. Tere Ross 32:18.

PREP NOTES

Coaches Alliance

From Dennis McClanahan

✓ American Athletics Coach of the Year Awards:

American Athletics, the quarterly track and cross country magazine based here in California, will be sponsoring a section Coach of the Year Award for the 1991 seasons. Working in conjunction with the California Coaches Alliance, American Athletics will honor in 9 state sections, (Oakland and San Francisco will be combined) both the outstanding track and cross country coaches of male and female programs. A total of thirty-six awards will be given out statewide.

Criteria for the awards will be based upon the following areas: coaching record, longevity, and contributions to the sport. Selected Alliance representatives in each section will be responsible for determining recipients.

Additionally, honorees in each section will be receiving their award at one of the three clinics the Alliance is involved with during the month of January. The Central and Sac-Joaquin awards will be presented at the **San Joaquin Coach of the Year Clinic at Fresno State on January 11**. The North Coast, Northern, Central Coast, and Bay Area (Oakland and San Francisco), will be presented at the **Stanford West Coast Clinic in Palo Alto on January 17-18**. The Southern, L.A. City, and San Diego section awards will be presented at the **Coaches Alliance Clinic in San Diego on January 11**.

✓ Coaches Alliance Clinic:

The Third Annual California Coaches Alliance Clinic will be held in the Southern California area for the first time in 1992. Sponsored by The Athletic Congress

Women's Development and to be held on January 11, the Alliance clinic will host some of California's best high school coaches as they speak in subject areas that have helped to make their programs successful. Additionally, some of the nation's finest college and JC coaches will add their expertise in a clinic divided so that coaches and staff can spend the whole day in their favorite coaching area.

It is the goal of the clinic and the Alliance to assist high school track and cross country staffs in California with a day of high quality speakers in each event area. It is with this in mind that we have lined up the following clinicians: Featured speakers will be Gary Wilson, Head Women's Coach at the University of Minnesota, and Fred Harvey, Sprint Coach at the University of Arizona. Gary will speak on "Developing a Training Philosophy for Your High School Program." Fred Harvey, in addition to presenting a "Program for High School Sprinters and Hurdlers," will also talk on starts and relay work.

Additional speakers will cover the following areas: Sprints and Hurdles--Brian Fitzgerald, Rio Mesa High (coach of Marion Jones and Angela Burnham); Paul Kinder, hurdle coach of State Champion Erin Blunt of San Pasqual High. Distances--Gene Blankenship, Hart High--#1 Boys cross country team in the U.S.; Bill Duley, Agoura High--#1 Girls cross country team in the U.S.; and Ken Reeves, Nordhoff High--one of the top small school distance programs in the state. In the weights--Kent Pagel of Mesa Community College and his wife Ramona, the American record-holder in the women's shot and a two time Olympian, will cover both events as well as weight training for those events. In the Jumps--Nathan Willford of Mt. Miguel, producer of many fine long and triple jumpers in the last few years, will cover these events and

John Mahr of Hesperia, one of the state's best field event coaches will cover the pole vault, as well as weight training for the field events. Additionally, Mike Larson of Vacaville will cover the area of motivation for track and cross country athletes.

The cost of the clinic will be \$20 for Alliance members and \$25 if you are not. An entire school coaching staff may attend for \$80. This price will include the awards luncheon for all coaches attending the clinic. For more information contact: Dennis McClanahan, Mt. Carmel High School, (619) 484-1180. All current Alliance members will receive applications by December 1st.

✓ Stanford West Coast Track Clinic:

The Stanford West Coast Track Clinic returns to the California Track and Field calendar on January 17th-18th of 1992. Again to be held at Rickey's Hyatt House in Palo Alto, the clinic will highlight Olympians PattiSue Plumer and Jeff Atkinson, as well as the usual outstanding array of speakers that clinic director and Head Stanford Coach Brooks Johnson annually brings to the area.

The clinic fee will be \$50, which includes a Saturday morning continental breakfast. Alliance members clinic fee will be \$40, and athletes will be allowed in for a \$10 registration fee. Included also will be an awards presentations for the American Athletics Coach of the Year awards for the northern part of the state.

Mailouts for the Stanford Clinic will be coming out statewide around mid-November. For more information call Brooks Johnson (415) 723-1051.

NEXT MONTH IN **CTN**...

California High School State Meet and Kinney West and Nationals coverage. Don't miss it!

California Track and Cross Country Coaches Alliance

1991-92 Membership Update:

In its third year the California Track and Cross Country Coaches Alliance continues to expand its scope, involvement, and improvement regarding our two sports within the state.

Why Should I Join The Coaches Alliance?

The California Track and Cross Country Coaches Alliance is the only organization in the State whose purpose is to improve the sports of Cross Country and Track and Field.

Provides a unified voice for concerns regarding our sports to the governing bodies within the state. As experience shows, a group consensus helps to bring about change more effectively than isolated individual concerns. The Coaches Alliance was directly involved in helping to create a change in the State Cross Country meet format from three divisions to four.

In an effort to assist coaches with their continued growth of knowledge regarding their sport, the Coaches Alliance will be involved with clinics at Stanford, Fresno State, and San Diego during the month of January.

The State CIF has thought enough of the Alliance to include two of its members on a select CIF Track and Cross Country Advisory Committee.

What Do I Receive For My Membership?

Coaches Alliance members will receive monthly editions of **California Track News**, the official publication of the Alliance. Each month members will be kept current with happenings around the state in the Coaches Alliance section of the magazine. Both cross country and track will be covered.

Coaches Alliance meetings organized around the **CIF/REEBOK** State Meets in Cross Country and Track and Field. Using representatives from all the various sections in the state, members will be able to make concerns regarding their sport heard.

Discounts at the Coaches Alliance sanctioned clinics held in different locations throughout the state. These clinics are:

1. **San Joaquin Coach of the Year Clinic in Fresno.**
2. **Stanford Track Clinic at Stanford University.**
3. **TAC/ Coaches Alliance Clinic in San Diego**

Coaches Alliance members will receive a **\$50 discount** toward camp costs when they choose to work on their coaching certification in the pole vault at **the Sky Vaulters Jumping Clinics**

Participation in the **Reebok Coaches Clinic** (co-sponsored by the Coaches Alliance) to be held on the Saturday morning of the California State Track Meet weekend.

If you would like to join, please fill out the following: (Please Print)

Name: _____

School: _____ Section: _____

Mailing Address: _____

City: _____ Zip: _____

Phone: Home (____) _____ School (____) _____



Dues for 1991/92 year (Tax Deductible) **\$25.00** Make out to Coaches Alliance

Send To: Dennis McClanahan-Treasurer, Mt. Carmel High School, 9550 Carmel Mt. Road, San Diego, Ca. 92128

Kinney California High School Cross Country Rankings

By DOUG SPECK, STEVE FAGUNDES AND CORRESPONDENTS AROUND THE STATE

November 1, 1991

Division I (2021 Students and above in Enrollment)

Men:

- 1 Hart (Newhall) (#1) **
- 2 Madera (#4) **
- 3 Peninsula (Rolling Hills Estates)
- 4 Arroyo Grande
- 5 Santa Ana Valley
- 6 Esperanza (Anaheim)
- 7 Thousand Oaks
- 8 Camarillo
- 9 Channel Islands (Oxnard)
- 10 Dana Hills

Women:

- 1 Agoura (#2)**
- 2 Peninsula (Rolling Hills Est's) (#6)**
- 3 Mt. Carmel (San Diego) (#9) **
- 4 Irvine
- 5 Arroyo Grande (#11)**
- 6 Hart (Newhall) (#16)**
- 7 Santa Rosa
- 8 Madera
- 9 Upland
- 10 Clovis West (Clovis)

Division II

(1519-2020 Students and Above in Enrollment)

Men:

- 1 San Pasqual (Escondido) (#5)**
- 2 Del Campo (Fair Oaks)
- 3 DeLaSalle (Concord) (#19)**
- 4 Jesuit (Sacramento)
- 5 La Habra
- 6 Agoura
- 7 Katella (Anaheim)
- 8 Bishop Amat (La Puente)
- 9 Amador Valley (Pleasanton)
- 10 El Camino (Sacramento)

Women:

- 1 San Pasqual (Escondido) (#4)**
- 2 Edison (Huntington Beach) (#7)**
- 3 El Modena (Orange)
- 4 El Capitan (Lakeside)
- 5 Claremont
- 6 Canyon (Anaheim)
- 7 Arvin
- 8 Westlake (Westlake Village)
- 9 Tustin
- 10 Woodbridge (Irvine)

Division III

(939-1518 Students in Enrollment)

Men:

- 1 Laguna Hills
- 2 San Marino
- 3 Newbury Park
- 4 Corona del Mar (Newport Beach)
- 5 Santa Margarita (Rancho SM)
- 6 Covina
- 7 St. Ignatius (San Francisco)
- 8 Livermore
- 9 Newport Harbor
- 10 Sonora

Women:

- 1 San Marino
- 2 Aptos
- 3 Mills (Millbrae)
- 4 La Jolla
- 5 Santa Margarita (Rancho SM)
- 6 Foothill (Santa Ana)
- 7 Laguna Hills
- 8 Lassen (Susanville)
- 9 South Pasadena
- 10 Bishop O'Dowd (Oakland)

Division IV

(1-938 Students in Enrollment)

Men:

- 1 Nordhoff (Ojai)
- 2 Bell-Jeff (Burbank)

- 3 Oak Park
- 4 Corcoran
- 5 Taft
- 6 McFarland
- 7 Maranatha (Sierra Madre)
- 8 Morro Bay
- 9 Yreka
- 10 Salesian (L.A.)

Women:

- 1 Fillmore
- 2 Orange Lutheran
- 3 Nordhoff (Ojai)
- 4 McFarland
- 5 Yreka
- 6 Ursuline (Santa Rosa)
- 7 Morro Bay
- 8 La Reina (1000 Oaks)
- 9 Bret Harte (Altaville)
- 10 Anderson

** = National Ranking by "Harrier" Magazine, October 28, 1991.

Kinney Western Regional Cross Country Competition

**December 7
Woodward Park, Fresno**

The Top Eight male and female finishers in the Seeded Boys and Girls Race qualify on to the Kinney National Finals to be held Saturday, December 14th in San Diego.

For application:

Bill Cockerham
Kinney West Regional
4957 East Heaton
Fresno, CA. 93727.

California

Track News

California's Source ...
Track & Field ■ Cross Country

Now in its eighteenth year, **California Track News** is devoted exclusively to California track, field and cross country coverage. **California Track News** is a vital and important source of information -- high school, college, open, masters.

✓ RESULTS ✓ SCHEDULE ✓ PHOTOS
✓ RANKINGS ✓ INTERVIEWS ✓ SPECIAL FEATURES

-----Subscribe Today!-----

YES, I'd like to subscribe. Please start sending **CALIFORNIA TRACK NEWS** to me at the address indicated below.

My check/money order is enclosed. I authorize CTN to charge my
VISA/MASTERCARD # _____ (Exp. Date _____)
in the amount of \$_____. Signature of cardholder:_____.

Name_____

Address_____

City/State/Zip_____

- \$18.00 + 1.40 tax = **\$19.40** for 1 year/11 issues
- \$32.00 + 2.48 tax = **\$34.48** for 2 years/22 issues
- \$43.00 + 3.33 tax = **\$46.33** for 3 years/33 issues

Send to: CT&RN
4957 E. Heaton Avenue
Fresno, CA 93727

RESULTS

Please send track & field / cross country results directly to: CTN, 4957 East Heaton, Fresno, CA 93727 or FAX (209) 255-4904.

CROSS COUNTRY

Top Team Cross Country Shootout

September 14, Montebello, 2 Mile.

Overall Results - Men

1. Mark LaPlant (Track West) 10:22, 2. Keith Irvine (Track West) 10:23, 3. Dave Monroe (Track West) 10:30, 4. Eddie Mundo (Track West) 10:31, 5. Juan Jacob (Lincoln I) 10:33, 6. John Araujo (To Early) 10:34, 7. Gus Mojarro (RIP RT) 10:36, 8. Lolo Jauregui (RIP RT) 10:55, 9. Steve Ware (Unat) 11:00, 10. Ray Gomez (Lincoln I) 11:04.

11. Juan Trujillo (Lincoln I) 11:13, 12. Nacho Haro (Lincoln I) 11:52, 13. L. Rodriguez (Runnin' Roos) 11:53, 14. Paul Dennis (Runnin' Roos) 11:56, 15. Javier Jacob (Lincoln I) 11:58.

Overall Results - Women

1. Glaede Prieur (Track West) 11:36, 2. Carmen Maldonado (Track West) 11:47, 3. Rose Monday (Track West) 11:52, 4. Jenean Sorrell (Track West) 12:05, 5. Mari Carmen Cardena (Track West) 12:10, 6. Rosie Duena (Track West) 12:20, 7. Katie Cunningham (Track West) 12:31, 8. Kerri Zaleski (Track West) 12:33, 9. Donna Chadwick (Track West) 12:35, 10. Gotha Rodd (Track West) 12:37.

11. Karen Samsonof (Track West) 12:45, 12. Kendra Brandrup (Track West) 14:13, 13. Megan Atkins (Slaves for Jesus) 15:25, 14. Anita Muller (Lincoln) 15:42, 15. Yaneth Villarraga (Azilan Women) 15:58.

Aztec Invitational

September 21, Morley Field, San Diego.

Men's Results - Invitational

1. Matt Clayton (SDSU alum) 24:40.56, 2. Thom Hunt (Jamul Toads) 24:56.60, 3. Martin Keino (UA) 25:07.85, 4. Jamey Harris (FSU) 25:11.16, 5. Danny Martinez (Aztilan) 25:15.60, 6. Todd Lewis (ASU) 25:25.25, 7. Brian Grosso (UA) 25:27.70, 8. Jimmy Rodriguez (UA) 25:32.86, 9. Marc Davis (Unat.) 25:40.52, 10. Brad Jensen (Aztilan) 25:41.06.

11. David Schmacher (GVR) 25:41.75, 12. Jesus Gutierrez (Aztilan) 25:45.49, 13. Sloan (Unat.) 25:50.00, 14. Aaron Mascorro (UCI) 25:50.76, 15. Kim White (NAU) 25:52.70, 16. Neff McGhie (FSU) 25:53.07, 17. Dreux Valenti (USC) 25:43.47, 18. Chris Bray (NAU) 25:54.24, 19. Brian Stone (ASU) 25:54.71, 20. Bernie Semler

(UA) 25:56.15.

21. Mike Nielsen (UCI) 25:57.71, 22. Brian Hild (UCI) 25:59.64, 23. Greg Lopez (NAU) 26:02.18, 24. Brett Bonenberger (NAU) 26:03.23, 25. David Hessehine (UCI) 26:05.76, 26. Jamie Galindo (UA) 26:10.61, 27. Steve Frisone (CSFU) 26:11.58, 28. Bryan Winters (UA) 26:12.83, 29. Rick Jarman (NAU) 26:13.44, 30. Kevin Baxter (FSU) 26:15.12.

Team Scores: 1. Arizona 64, 2. Aztlan Club 78, 3. North Arizona 109, 4. UC Irvine 119, 5. Arizona State 159, 6. Fresno State 161, 7. Jamul Toads 220, 8. CSU Fullerton 242, 9. SDSU Alumni 246, 10. USC 321, 11. San Diego State 344, 12. New Mexico State 489.

Women's Results - Invitational

1. Deena Drossin (Ark) 17:17.6, 2. Kristi Klinnert (NAU) 17:20.0, 3. Tracy Jarman (NAU) 17:23.1, 4. Polly Plumer (Unat) 17:24.6, 5. Traci Goodrich (UCI) 17:32.7, 6. Jamie Park (Ark) 17:37.4, 7. Buffy Rabbit



DEENA DROSSIN

Photo by Phillip Enbody

(Nike) 17:40.0, 8. Stephnaie Barrett (Ark) 17:44.8, 9. Michelle Byrne (Ark) 17:45.9, 10. Brenda Sleuwenboek (UA) 17:50.4.

11. Pauline Durran (Ark) 17:52.0, 12. Tracy

Kennedy (UA) 18:05.9, 13. Callie Nelson (NAU) 18:08.4, 14. Dina Farage (FSU) 18:11.0, 15. Sharette Garcia (AZSU) 18:14.7, 16. Katie Williams (UA) 18:16.2, 17. Christy Michaels (NAU) 18:18.6, 18. Larah Treadwell (NAU) 18:20.8, 19. Ronda Mikeworth (UA) 18:21.3, 20. Heather Killen (CSFU) 18:24.9.

21. Diane McCarthy (UNLV) 18:26.2, 22. Rayna Cervantes (UCI) 18:27.8, 23. Trish Huffmaster (ASU) 18:34.2, 24. Jade Preato (Unat) 18:40.4, 25. Nicole Nugent (UCLA) 18:44.6, 26. Tiffany York (UCI) 18:45.0, 27. Julie Verke (FSU) 18:45.5, 28. Beth Bartholomew (UCLA) 18:45.8, 29. Sita Jones (UCI) 18:47.3, 20. Chrystel Perkins (SDSU) 18:47.9.

Team Scores: 1. Arkansas 35, 2. Northern Arizona Univ. 53, 3. Arizona 88, 4. UC Irvine 127, 5. UCLA 170, 6. Fresno State 176, 7. SCU Fullerton 241, 8. Long Beach State 279, 9. UC Santa Barbara 294, 10. San Diego State 361, 11. CSUN 374, 12. Hawaii 389, 13. UNLV 442.

Men's Results - Open

1. Robert Keter (Pt. Loma) 26:13.96, 2. Jose Garcia (Occ) 26:15.73, 3. Ben Ayers (Unat) 26:16.69, 4. David Flail (GCC) 26:46.27, 5. David Draheim (UA) 26:48.97, 6. Bill Randell (Jamul Toads) 26:59.46, 7. Gus Arce (Pt. Loma) 27:00.43, 8. Bryan Wallbank (Pt. Loma) 27:00.75, 9. Kenneth Jansson (Pt. Loma) 27:01.66, 10. Chris Larouche (GCC) 27:09.29.

11. Konst. Kindreich (Occ) 27:12.59, 12. Doug Ravasdy (Pt. Loma) 27:31.96, 13. Edward Yuh (Whittier) 27:32.48, 14. Scott Lardner (Pt. Loma) 27:33.11, 15. Jeff Hernandez (UCSD A) 27:36.90, 16. Ken Hall (Pt. Loma) 27:38.86, 17. Nate Abate (Jamul Toads) 27:45.00, 18. Mike Anker (Occ) 27:46.85, 19. Salvador Garfias (CPP) 27:50.75, 20. John Eric-Thalman (CPP) 27:51.18.

Team Scores: 1. Pt. Loma College 37, 2. Jamul Toads 126, 3. Occidental College 141, 4. UCSD A 149, 5. Azusa Pacific 168, 6. Whittier College 178, 7. Cal Poly Pomona 240, 8. UCSD B 312, 9. Grand Canyon Univ. 315, 10. So. Calif. College 426.

11. San Diego State 433, 12. Univ. San Diego 474.

No Scores: Long Beach St., Christian Heritage, CSU Fullerton, UC Irvine, Christ College Irvine.

Women's Results - Open

1. Barbra Mariani (Ark) 19:16.80, 2. Anette Ronnerman (Pt. Loma) 19:22.03, 3. Guadalupe Ambriz (Pt. Loma) 19:24.82, 4. Heather McKillip (NMS) 19:26.61, 5. Erin Adams (UCSD) 19:29.95, 6. Derrde Van Sickle (GCC) 19:30.99, 7. Amber Coley (SCC) 19:36.84, 8. Jenee Ellis (AZP) 19:42.57, 9. Kim Milburger (NMS) 20:12.38, 10. Viviana Reza (UCSD) 20:19.82.

11. Shelly Wall (UCI) 20:25.08, 12. Melissa Mabe (Pt. Loma) 20:25.74, 13. Tracy Cole (UCSD) 20:29.04, 14. Chris Rapeje (GCC) 20:30.68, 15. Tara Barnhart (Whittier) 20:31.44, 16. Stacey Cabral (SCC) 20:32.36, 17. Karen Hinkle (UCSD) 20:33.30, 18. Amy Goodwin (USC) 20:42.94, 19. Jennifer Jackson (AZP) 20:47.33, 20. Malene Ingram (NMS) 20:50.36.

Team Scores: 1. UC San Diego 70, 2. (tie) Pt. Loma and New Mexico State 95, 4. So. Calif. College 149, 5. Whittier 151, 6. Grand Canyon Univ. 209, 7. Univ. San Diego 217, 8. USC 223.

No Scores: UC Irvine, Christian Heritage, UC Santa Barbara, Christ College Irvine, Azusa Pacific, Occidental.


Sonoma State Cross Country Invitational

September 21, Buena Vista Vineyards, Sonoma.

Men's Results

1. Shannon Winkelman (Riverside) 30:58, 2. Dave Scudamore (Stanford) 31:17, 3. Fred Carter (Stanford) 31:34, 4. Pete Oviatt (Humboldt) 31:40, 5. Bret Kimple (UCD) 31:59, 6. Carter Yarborough (CSLA) 32:07, 7. Dale Porter (UCD) 32:10, 8. Matt Gough (UCD) 32:17, 9. Chris Parmer (Humboldt) 32:20, 10. Todd Lewis (Stanford) 32:33.

11. Mike Rielly (Stanford) 32:38, 12. Ben Cravatt (Stanford) 32:43, 13. Brett Allsop



DAVE SCUDAMORE

Photo by Bill Cockerham

RESULTS

(Stanford) 32:46, 14. Chuck Mullane (Humboldt) 32:50, 15. Mike Fink (Sonoma) 32:56, 16. Reed Elmore (Humboldt) 32:57, 17. Dave Wasserman (Humboldt) 32:57, 18. Brian McCaffery (Stanford) 32:57, 19. Ian Reeve (UCD) 32:58, 20. Derek Bloomquist (UCD) 33:01.

21. Greg Donson (Hayward) 33:03, 22. Kenny Brown (Sonoma) 33:10, 23. Erik McBride (Bakersfield) 33:12, 24. Thomas Valles (Bakersfield) 33:19, 25. Bill Frampton (Humboldt) 33:26.

Team Scores: 1. Stanford 33, 2. UCD 54, 3. Humboldt 55, 4. Sonoma 118, 5. Bakersfield 159, 6. Hayward 164, 7. Chico 195, 8. Sacramento 244, 9. CSLA 260, 10. Alaska 291, 11. Stanislaus 297, 12. GSFTC 304, 13. USF 397.

Women's Results

1. Kristina Hand (SLO) 17:33, 2. Chris Boyd (Kiwi) 17:42, 3. Janet Roller (Davis) 17:49, 4. Michelle Nielson (Kiwi) 18:00, 5. Melanie Hiatt (SLO) 18:10, 6. Dana Bjornsen (Chico) 18:18, 7. Pam Doyles (Bakersfield) 18:23, 8. Teresa Clark (Davis) 18:24, 9. Linda Gill (GSFTC) 18:26, 10. Jenn Feller (Davis) 18:34.

11. Chris Lindstrom (Davis) 18:37, 12. Laurie Ingram (Sonoma St) 18:38, 13. Eileen Vukicevich (GSFTC) 18:40, 14. Melissa Pardini (Riverside) 18:42, 15. Kelly Flathers (SLO) 18:45, 16. Cynthia Carlson (Chico) 18:48, 17. Tracy Leichter (SLO) 18:55, 18. Heather Scobie (CS Stanislaus) 19:01, 19. Rosa Cazares (CSLA) 19:05, 20. Vicki Peterson (SLO) 19:06.

21. Beckie Resecker (Kiwi) 19:08, 22. Jennifer Lacovara (SLO) 19:09, 23. Kim Nemanic (Sacto) 19:11, 24. Aimee Tolan (St. Marys) 19:13, 25. Brigid Freyne (Riverside) 19:15.

Team Scores: 1. San Luis Obispo 52, 2. Davis 60, 3. Kiwi 89, 4. Greater S.F. Track Club 126, 5. Riverside 136, 6. St. Marys 142, 7. Cal State L.A. 154, 8. Chico 167, 9. Cal State Stanislaus 171, 10. Cal Poly Pomona 290.

11. USF 318, 12. UOP 362.

Fresno Pacific College Invitational

September 28, Woodward Park, Fresno.

Men's Results - 8K

1. Matt Hempel (CPSLO) 25:53, 2. Jonz Norine (Cal Lutheran) 26:24, 3. Luis Escanuela (College of Desert) 26:27, 4. Scott Peterson (Unat.) 26:30, 5. Dan Berkeland (CPSLO) 26:35, 6. Erik Axtell (CPSLO) 26:38, 7. Eben Robinson (Westmont) 26:39, 8. Demian Kloer (CPSLO) 26:47, 9. Kevin Brodie (CPSLO) 26:50, 10. Rick DeLeon (Cal Lutheran) 26:55.

11. Scott Kennedy (Unat.) 26:58, 12. Erik McBride (CSBakersfield) 27:07, 13. Thomas Valles (CS Bakersfield) 27:15, 14. Tom Counts (Fresno Pacific) 27:18, 15. Scott Werve (CPSLO) 27:25, 16. Amador Ayon (CS Bakersfield) 27:28, 17. Andy Zoldak (CPSLO) 27:29, 18. Jason Lindholm (Fresno Pacific) 27:31, 19. Larry Shaw (Fresno State JV) 27:32, 20. Jose Sanchez (Fresno

Pacific) 27:38.

21. Mario Morales (CPSLO) 27:45, 22. Shane Curtis (CS Bakersfield) 27:50, 23. Briane Nelson (CS Bakersfield) 27:54, 24. Kyle Morris (CPSLO) 27:58, 25. John Lopez (CS Bakersfield) 28:02.

Team Scores: 1. Cal Poly SLO "A" 29, 2. CS Bakersfield 86, 3. Cal Poly SLO "B" 104, 4. Fresno Pacific 112, 5. Westmont 158, 6. Fresno State JV 180.

Women's Results - 5K

1. Jeannie Rothman (Stanford) 18:35, 2. Pam Boyles (CS Bakersfield) 18:38, 3. Darrah Truitt (Stanford) 18:50, 4. Jill Shenkel (Stanford) 18:58, 5. Susan Helfter (Stanford) 19:10, 6. Angela Inge (Stanford) 19:16, 7. Kathy Lub (Stanford) 19:48, 8. Lisa Goldman (Stanford) 19:48, 9. Debbie Bedal (CS Hayward) 20:24, 10. Marissa Vandervalk (Cal Lutheran) 20:25.

11. Kathy Sharum (CS Bakersfield) 20:28, 12. Karri Holmstrom (CS Hayward) 20:35, 13. Shawna Hodges (CS Hayward) 20:37, 14. Michelle Fisher (CS Hayward) 20:44, 15. Kathryn Ellingsen (Santa Clara) 20:45, 16. Laura Duquette (Fresno State) 20:46, 17. Maria Mireles (Stanford) 20:49, 18. Lisa Askins (Cal Lutheran) 20:57, 19. Michelle Tudor (CS Bakersfield) 21:04, 20. Terra Thomas (Santa Clara) 21:06.

21. Christine McComb (Cal Lutheran) 21:07, 22. Serene Hill (UOP) 21:20, 23. Avi Coon (Santa Clara) 21:27, 24. Julia Dudley (Fresno State) 21:28, 25. Fegina Szczpiorski (CS Bakersfield) 21:31.

Team Scores: 1. Stanford 19, 2. Hayward 75, 3. Santa Clara "A" 115, 4. Cal Lutheran 120, 5. Fresno State 138, 6. Santa Clara "B" 191, 7. UOP 192.

Irvine Invitational

October 4, Rancho Santiago College, Santa Ana.

Men's Results - 4 Miles

Team Scores: 1. El Camino 29, 2. San Diego Mesa 92, 3. Rancho Santiago 105, 4. Glendale 111, 5. Pasadena 191, 6. Fullerton 240, 7. Long Beach 264, 8. Golden West 266, 9. San Diego City 332, 10. Mira Costa 338.

11. Moorpark 346, 12. Orange Coast 359, 13. Irvine Valley 398, 14. San Bernardino 399, 15. Santa Barbara 409, 16. Cerritos 410, 17. Rio Hondo 411, 18. Saddleback 468, 19. Southwestern 490, 20. LA City 515.

21. West L.A. 525, 22. L.A. Valley 586, 23. Citrus 619, 24. Santa Monica 665.

Individuals: 1. Obed Aguirre (Glendale) 20:04, 2. Ryan Winn (El Camino) 20:10, 3. Steve Gonzales (El Camino) 20:10, 4. Gabino Toledo (SD Mesa) 20:17, 5. Joe Reinisch (El Camino) 20:18, 6. Osvaldo Serna (Rancho Santiago) 20:22, 7. Israel Pose (El Camino) 20:24, 8. Robert Nelson (Glendale) 20:25, 9. Sergio Lopez (Pasadena) 20:28, 10. Martin Morales (Pasadena) 20:30.

11. Cesar Lopez (SD Mesa) 20:32, 12. Troy Rowtham (El Camino) 20:38, 13. Oscar Perez (Glendale) 20:41, 14. Unknown (SD CC) 20:43, 15. Billy Ricketts (Southwestern) 20:44, 16. Peter Chenard (SD CC)

20:45, 17. Brad Alexander (LB) 20:46, 18. David Cabrera (Trade Tech) 20:47, 19. Hector Hernandez (SD Mesa) 20:49, 20. Marty Callahan (Rancho Santiago) 20:55.

21. James Moore (Pasadena) 20:56, 22. Eddie Salinas (Rancho Santiago) 21:03, 23. Sal Savala (Rancho Santiago) 21:08, 24. Shawn Cummins (Fullerton) 21:09, 25. Robert Walker (Long Beach) 21:09.

Women's Results - 5K

Team Scores: 1. Irvine Valley 82, 2. Glendale 122, 3. El Camino 132, 4. San Diego Mesa 136, 5. Saddleback 148, 6. San Diego City 153, 7. Moorpark 171, 8. Pasadena 196, 9. Riverside 223, 10. Mira Costa 273.

11. L.A. Valley 298, 12. Rancho Santiago 339, 13. Orange Coast 342, 14. Golden West 412, 15. Cerritos 433, 16. Rio Hondo 449, 17. Fullerton 471, 18. Long Beach City 475, 19. Trade Tech 502, 20. Chaffey 505.

Individuals: 1. Gracie Padilla (Glendale) 18:11, 2. Marisol Cossio (LA City) 18:28, 3. Hirsch (Saddleback) 18:48, 4. Janet Hanna (SD Mesa) 19:06, 5. Sue Davis (Irvine Valley) 19:09, 6. Brooke Prichard (SD Mesa) 19:15, 7. Marcia Larson (SD Mesa) 19:16, 8. Mary Ludlow (El Camino) 19:19, 9. Norma Coronel (Glendale) 19:31, 10. Dolores Rivas (Glendale) 19:36.

11. Robin Paine (SD CC) 19:38, 12. Norma Martin (Rancho Santiago) 19:39, 13. Marilyn Ganahl (Irvine Valley) 19:43, 14. Deana Fuess (Moorpark) 19:45, 15. Pat Phillips (SD CC) 19:52, 16. Tania Acosta (El Camino) 19:55, 17. Karrie Ferguson (Irvine Valley) 19:58, 18. Zochilt Mejia (Pasadena) 19:58, 19. Stacie Skeie (Irvine Valley) 20:02, 20. Heidi Ullmann (Moorpark) 20:04.

21. Linda Callardo (Trade Tech) 20:08, 22. Fox (Saddleback) 20:12, 23. Pat Contreras (Riverside) 20:12, 24. Hildbrand (Saddleback) 20:22, 25. Jackie Dineen (Riverside) 20:23.

Biola Invitational

October 5, Biola.

Overall Results - Men's Invitational

1. Simon Uroemen (un) 25:47, 2. Kevin Berko (un) 25:59, 3. Bill Lind (un) 26:06, 4. Jonz Norine (CLU) 26:09, 5. Tony Bergman (APU) 26:10, 6. C. Yarbrough (CSULA) 26:15, 7. S. Hinkelman (UC Riverside) 26:21, 8. Linh Le (UC Riverside) 26:21, 9. Jeff Burns (APU) 26:23, 10. Darryl Jewel (un) 26:24.

11. Rick DeLeon (CLU) 26:27, 12. J.T. Vida (Redland U) 26:28, 13. Jason Carney (APU) 26:29, 14. Chuy Alcaraz (UC Riverside) 26:29, 15. Mike Allard (UC Riverside) 26:33, 16. Erik Starkey (APU) 26:34, 17. Edward Yuh (Whit) 26:40, 18. Neil Chomos (CSULB) 26:44, 19. John Garrett (Redland U) 26:46, 20. Gabe Sanchez (CSUF) 26:49.

21. Jason Lindholm (FPC) 26:50, 22. Fred Mirzalan (Redland U) 26:54, 23. Paul Stamat (CSUF) 26:59, 24. Matt McAdams (CMS) 27:11, 25. Jose Sanchez (FPC) 27:14.

Division I Team Scores: 1. UC Riverside 27, 2. CS Long Beach 61, 3. CS Fullerton 63, 4. CSULA 98, 5. Loyola 102, 6. USD 131, 7.

Chapman.

Division II Team Scores: 1. Azusa Pacific 31, 2. Fresno Pacific 69, 3. Claremont 80, 4. Redland 85, 5. Whittier 106, 6. Caltech 205.

Overall Results - Women's Invitational

1. Jenee Ellis (APU) 19:23, 2. Sonya Weir (APU) 19:29, 3. Melissa Pardini (UC Riverside) 19:48, 4. Sheria Moses (UC Riverside) 19:49, 5. Brigid Freyne (UC Riverside) 19:49, 6. Nessa Hawkins (un) 19:50, 7. Charlie Stoddard (CMS) 19:51, 8. Janelle Corbyn (UC Riverside) 19:58, 9. Heidi Rivkin (CMS) 19:59, 10. Missi Kitchens (APU) 20:18.

11. Maria Montoya (UC Riverside) 20:19, 12. Christine McComb (CLU) 20:24, 13. M. VanderValk (CLU) 20:33, 14. Gina Eroen (LMU) 20:34, 15. Sheila Logan (Pepperdine U) 20:35, 16. Jennifer Jackson (APU) 20:57, 17. Angie Lovell (Whit) 21:01, 18. Lisa Askins (CLU) 21:04, 19. Heather Nabours (Whit) 21:09, 20. Latricia Dendy (UNLV) 21:14.

21. Emily Mitchell (CMS) 21:18, 22. Vicky Munoz (Redland U) 21:23, 23. Susan Drucker (Redland U) 21:29, 24. Sarah Kolbe (CMS) 21:36, 25. Jennifer Noggle (CLU) 21:40.

Team Scores:

Div. I: 1. UC Riverside 15, 2. Loyola 82, 3. UNLV 84, 4. USD 87.

Div. II: 1. Azusa Pacific 33, 2. Claremont 53, 3. Cal Lutheran 59, 4. Whittier 97, 5. Redlands 128, 6. LaVerne 145, 7. Caltech 161.

Stanford University Invitational

October 5, Stanford Golf Course.

Overall Results - Men's Invitational

1. Cormac Finnerty (Clemson) 23:42, 2. Brian Baker (Arkansas) 23:51, 3. Eric Henry (Arkansas) 24:00, 4. Martin Keino (Arizona) 24:04, 5. Brian Grasso (Arizona) 24:14, 6. Jimery Rodriguez (Arizona) 24:15, 7. Gilbert Contreras (Arkansas) 24:18, 8. David Welch (Arkansas) 24:18, 9. Frank Hanley (Arkansas) 24:20, 10. Jamey Harris (Fresno St) 24:23.

11. Dave Spence (BYU) 24:28, 12. Gary Stolz (Stanford) 24:29, 13. Harrison Smith (Arkansas) 24:32, 14. Peter Woods (Reno, NV) 24:33, 15. Niall Bruton (Arkansas) 24:34, 16. Michael Morin (Arkansas) 24:35, 17. DeWayne Miner (Arkansas) 24:36, 18. Aaron Mascorro (URI) 24:37, 19. Dave Scudamore (Stanford) 24:40, 20. Brian Hild (UCI) 24:49.

21. Pete Oviatt (Humboldt) 24:50, 22. Chris King (Reno, NV) 24:54, 23. Jason Pyrah (BYU) 24:54, 24. Rob Cunningham (Cornell) 24:55, 25. Edgar Montes (Reno, NV) 24:56, 26. Mike Nielsen (UCI) 25:00, 27. John Doherty (Clemson) 25:00, 28. Matt Daniels (Cornell) 25:01, 29. Neff McGhie (FSU) 25:01, 30. Doug Hobbs (BYU) 25:02.

31. Bernie Sealer (Arizona) 25:03, 32. Jorge Pacheco (Clemson) 25:03, 33. Fred Carter (Stanford) 25:03, 34. Bret Kimple

RESULTS

(UC Davis) 25:04, 35. Ben Ayers (UCI) 25:04, 36. Kevin Hogan (Clemson) 25:05, 37. Ellazar Herrera (UCLA) 25:07, 38. Rick Jaster (BYU) 25:08, 39. Chuck Mullans (Humboldt St) 25:10, 40. Matt Hempel (CPSLO) 25:14.

41. Kevin Baxter (FSU) 25:17, 42. Brett Alisop (Stanford) 25:20, 43. Dale Porter (UC Davis) 25:20, 44. Ben Cravatt (Stanford) 25:20, 45. Rah Price (UCI) 25:21, 46. Bryan Winters (Arizona) 25:22, 47. Josh Martin (Cornell) 25:23, 48. Jim Robbins (UCLA) 25:23, 49. Jaime Balindo (Arizona) 25:25, 50. David Hesselstine (UCI) 25:27.

Team Scores: 1. Arkansas 29, 2. Arizona 88, 3. UC Irvine 124, 4. Clemson 140, 5. Stanford 148, 6. Brigham Young 147, 7. Nevada-Reno 172, 8. Cornell 218, 9. Fresno State 219, 10. UCLA 250.

11. Humboldt State 258, 12. UC Davis 270, 13. Cal Poly SLO 311, 14. California 406.

Overall Results - Women's Invitational

1. Lucy Nusrata (Oregon) 16:39, 2. Pam Hunt (Cornell) 16:51, 3. Lisa Karnopp (Oregon) 16:52, 4. Nicole Woodward (Oregon) 16:54, 5. Deena Drossin (Arkansas) 16:56, 6. Leanne Whitesides (BYU) 16:57, 7. Dorota Buczkowska (BYU) 17:07, 8. Traci Goodrich (UCI) 17:08, 9. Nancy Ditz (Stanford TC) 17:10, 10. Stephanie Barrett (Arkansas) 17:11.

11. Michelle Byrne (Arkansas) 17:12, 12. Davina Manship (Texas) 17:13, 13. Rayne Cervantes (UCI) 17:14, 14. Jamie Park (Arkansas) 17:15, 15. Ronda Mikaworth (Arizona) 17:16, 16. Claire Lavers (Arkansas) 17:19, 17. Brenda Blaauwahhoek (Arizona) 17:21, 18. Kristina Hand (CPSLO) 17:21, 19. Janet Bowie (California) 17:22, 20. Carol Holsen (Oregon) 17:28.

21. Pauline Durran (Arkansas) 17:30, 22. Karen Hartman (Clemson) 17:32, 23. Melanie Hiatt (CPSLO) 17:34, 24. Dina Farage (FSU) 17:35, 25. Tara Kauffman (BYU) 17:38, 26. Tina Hau (Texas) 17:42, 27. Shola Lynch (Texas) 17:47, 28. Michelle Scholtz (Clemson) 17:48, 29. Tonya Todd (BYU) 17:50, 30. Loren Mooney (Cornell) 17:52.

31. Tiffany York (UCI) 17:52, 32. Katie Williams (Arizona) 17:55, 33. Tracy Kennedy (Arizona) 17:55, 34. Jennifer Cobb (Cornell) 17:57, 35. Jenna Carlson (Oregon) 18:00, 36. Marhija Hoppe (Cornell) 18:03, 37. Gail Groule (Clemson) 18:05, 38. Becky Kopchik (Oxy) 18:05, 39. Kira Jorgensen (UCLA) 18:07, 40. Jeannie Rothman (Stanford) 18:10.

41. Shannon Lieder (FSU) 18:12, 42. Rachel Brennan (Arizona) 18:13, 43. Edwina Foley (Clemson) 18:14, 44. Arcelia Boaz (Oxy) 18:17, 45. Beth Bartholomew (UCLA) 18:18, 46. Teresa Clark (UC Davis) 18:20, 47. Sarah Truitt (Stanford) 18:21, 48. Chris Lindstrom (UC Davis) 18:21, 49. Kim Mount (Arkansas) 18:23, 50. Jenn Feller (UC Davis) 18:24.

Team Scores: 1. Arkansas 52, 2. Oregon 59, 3. Brigham Young 109, 4. Arizona 129, 5. UC Irvine 149, 6. Cornell 146, 7. Clemson 168, 8. Texas 181, 9. Cal Poly SLO 194,

10. Fresno State 234, 11. Stanford 254, 12. Boise State 342.

Overall Results - Men's Open

1. Jose Garcia (Oxy) 24:57, 2. Robert Ketter (Pt. Loma) 25:05, 3. Sasha Vujic (CS Northridge) 25:13, 4. Jorge Barajas (Ventura College) 25:18, 5. Scott Lardner (Pt. Loma) 25:27, 6. Alex Accetta (Stanford) 25:32, 7. Steve Frisone (CS Fullerton) 25:38, 8. Bill Aronson (UCSB) 25:38, 9. Jeff Pierce (Reno TC) 25:42, 10. Bryan Wallbank (Pt. Loma) 25:43.

11. Emmet Hogan (Oxy) 25:46, 12. Kenneth Jansson (Pt. Loma) 25:48, 13. Mike Anker (Oxy) 25:50, 14. Damlan Capozzola (UCSB) 25:50, 15. Creighton Harris (UCLA) 25:51, 16. Paul Goodrich (UCSB) 25:53, 17. Phil DeMontigny (CS Stanislaus) 25:54, 18. Brian McCaffery (Stanford) 25:57, 19. Gus Arce (Pt. Loma) 25:59, 20. Sam Gwynn (UCSD) 26:02.

21. Thomas Valks (CS Bakersfield) 26:04, 22. Rob Ladner (SD St) 26:06, 23. Derek Bork (Stanford) 26:07, 24. John Kenfield (CS Pomona) 26:08, 25. Don Patti (UCSB) 26:10.

Team Scores: 1. Point Loma 44, 2. Oxy 108, 3. UC Santa Barbara 108, 4. Stanford 115, 5. Cal State Fullerton 155, 6. UC San Diego 180, 7. Cal State Hayward 219, 8. Humboldt State 240, 9. Cal State Bakersfield 256, 10. San Diego State 278.

11. Cal State Northridge 286, 12. Cal State Pomona 301, 13. Cal Poly SLO 302, 14. Chico State 311, 15. Pomona Pitzer 398, 16. Cal State Stanislaus 435, 17. Ventura College 468, 18. USC 486, 19. Santa Clara 514, 20. So Cal College 593.

Overall Results - Women's Open

1. Heather Killeen (CS Fullerton) 17:58, 2. Kristin Peters (CS Fullerton) 18:09, 3. Dana Bjornson (Chico St) 18:17, 4. Vanessa Couch (Pt. Loma) 18:21, 5. Kim Neighbour (Nevada-Reno) 18:23, 6. Joanna Green (SF St) 18:26, 7. Carrie Luis (CS Stanislaus) 18:28, 8. Pam Boyles (CS Bakersfield) 18:31, 9. Lisa Myles (Nevada-Reno) 18:32, 10. Chrystee Perkins (SD St) 18:32.

11. Anette Ronnerman (Pt. Loma) 18:39, 12. Denise Walker (Humboldt St) 18:40, 13. Cynthia Carlson (Chico St) 18:40, 14. Melissa Campbell (Arkansas) 18:46, 15. Guadalupe Ambriz (Pt. Loma) 18:47, 16. Andrea Byers (San Jose St) 18:50, 17. Michelle Lubinsky (Westmont) 18:52, 18. Brooke Mabe (Long Beach St) 18:55, 19. Shelly Bessey (Nevada-Reno) 18:55, 20. Kara Bradbury (UCSB) 18:55.

21. Kelly Redfield (Pomona-Pitzer) 18:57, 22. Kelly Swinney (Nevada-Reno) 19:00, 23. Jennifer Lising (AF Academy) 19:01, 24. Shea Abby (Westmont) 19:05, 25. Jane Burnett (Phoenix College) 19:06.

Team Scores: 1. CS Fullerton 105, 2. Point Loma 145, 3. UC Santa Barbara 145, 4. Westmont 157, 5. Air Force Academy 176, 6. Nevada-Reno 181, 7. Chico State 182, 8. CS Stanislaus 223, 9. Saint Mary's 232, 10. UC San Diego 239.

11. San Diego St. 284, 12. CS Northridge 310, 13. California 312, 14. Humboldt State 341, 15. Cal Poly SLO 360, 16. Pomona-

Pitzer 376, 17. SoCal College 414, 18. Cal Poly Pomona 465, 19. Sonoma State 496, 20. USC 519.


21. Phoenix College 527, 22. Santa Clara 581, 23. Ventura College 611.

Mt. SAC Invitational

October 11. Mt. SAC, Walnut.

Men's Invitational Results

Team Scores: 1. Riverside City College 34, 2. El Camino 75, 3. San Diego Mesa 97, 4. Glendale 118, 4. Mt. SAC 118, 6. Central,



GRACE PADILLA

Photo by Kirby Lee

AZ. 155, 7. West Valley 177, 8. American River 195, 9. Grossmont 269, 10. Mesa, AZ. 270.

11. Pima, AZ. 290, 12. Glendale, AZ. 309, 13. San Diego City 310.

Individuals: 1. Gray Mavhera (RCC) 19:41, 2. Gabino Toledo (SD Mesa) 19:45, 3. Muchaciwa Mazano (RCC) 19:46, 4. Passmore Furusa (RCC) 19:57, 5. Robert Nelson (Glendale) 19:58, 6. Melford Homela (RCC) 20:06, 7. Allan Garcia (Glendale) 20:25, 8. Cesar Lopez (SD Mesa) 20:26, 9. Steve Gonzales (ECC) 20:34, 10. Ryan Winn (ECC) 20:36.

11. Dan Zaoldak (WVC) 20:39, 12. Javier Lozano (Gross) 20:40, 13. Mark Bliming (SDCC) 20:41, 14. Obed Aguirre (Glendale) 20:41, 15. David Baptiste (Mt. SAC) 20:43, 16. Hector Hernandez (SD Mesa) 20:45, 17.

Joe Reinish (ECC) 20:46, 18. Israel Pose (ECC) 20:46, 19. Alfred Tsosie (Central) 20:47, 20. Ed Garduno (RCC) 20:47.

21. Troy Rowtham (ECC) 20:48, 22. Liam Nguyen (Central) 20:50, 23. Chad Yeutters (Mt. SAC) 20:51, 24. Dean Cortez (SD Mesa) 20:56, 25. Buddy Jones (Mt. SAC) 20:57.

Men's Open Results

Team Scores: 1. Bakersfield College 63, 2. College of Sequoias 69, 3. Golden West College 87, 4. Allan Hancock College 128, 5. De Anza College 133, 6. Southwestern College 183, 7. Saddleback College 234, 8. Phoenix College 251, 9. Scottsdale College 253, 10. Taft College 270.

11. Cuyamaca College 276, 12. Chaffey College 361, 13. Cerro Coso College 375. **Individuals:** 1. Gary Bishop (AHC) 20:42, 2. Brett Dobson (Taft) 21:01, 3. Max Guardiola (COS) 21:13, 4. Luis Cazorla (AHC) 21:19, 5. Mark Sanchez (Bakersfield) 21:25, 6. Rich Lockwood (GWC) 21:27, 7. Billy Rickett (SWC) 21:32, 8. Scott Weber (COS) 21:51, 9. Mike Sanchez (Bakersfield) 21:57, 10. Eddie Muryak (DeAnza) 21:59.

11. John Taylor (GWC) 22:07, 12. Ty Cowser (Bakersfield) 22:08, 13. Octavio Rivas (Bakersfield) 22:09, 14. Adam Duis (Taft) 22:11, 15. Chris Banuelos (COS) 22:23, 16. Santiago Yauetz (SBVC) 22:26, 17. Dami-on Lewin (Saddle) 22:29, 18. Damacio Diaz (COS) 22:30, 19. Carl Hansen (GWC) 22:33, 20. Lindsay Simon (AHC) 22:35.

21. Josh Crocker (Saddle) 22:38, 22. Dave Dannou (GWC) 22:39, 23. Jim Martinez (COS) 22:43, 24. Corey Bennett (Bakersfield) 22:49, 25. Diego Diaz (COS) 22:50.

Men's Novice Results

Team Scores: 1. Mt. SAC 52, 2. San Diego Mesa 54, 3. American River 66.

Individuals: 1. James Pendergrass (RCC) 21:09, 2. Ciro Melendez (SD Mesa) 21:54, 3. Joe Buday (SD Mesa) 21:58, 4. Adam Beno (Mt. SAC) 22:04, 5. Jason Adams (SD Mesa) 22:06, 6. Chris Crowell (ECC) 22:25, 7. Kevin Holbrook (ARC) 22:27, 8. Tom Rennie (ARC) 22:28, 9. Rigo Arroyo (Glen) 22:29, 10. Brian Erwin (Mt. SAC) 22:36.

11. Kris Hansen (Mt. SAC) 22:42, 12. Dema Nuertey (Mt. SAC) 22:47, 13. Dan Morse (ARC) 22:50, 14. Ernie Medrano (Glen) 22:52, 15. Jeff Duchane (Mt. SAC) 22:56, 16. Brando Rose (ARC) 23:03, 17. Tony Corriea (RCC) 23:06, 18. Bryan Ward (RCC) 23:13, 19. Rod Lander (Mt. SAC) 23:17, 20. Frank Nudge (RCC) 23:27.

21. Pieter d'Arnaud (SD Mesa) 23:35, 22. Matt Ridge (ARC) 23:39, 23. Gary White (SD Mesa) 23:51, 24. Jason Ranirez (RCC) 23:59, 25. Heath Sutphin (De Anza) 24:05.

Women's Large School Results

Team Scores: 1. Mt. SAC 51, 2. El Camino College 96, 3. Pima College, AZ. 96, 4. West Valley College 98, 5. San Diego Mesa 101, 6. Glendale College 125, 7. Riverside City 191, 8. American River 196, 9. Mesa College, AZ. 254, 10. Golden West College 287.

Individuals: 1. Grace Padilla (Glendale) 18:01, 2. Suzanne Castruita (Mt. SAC)

RESULTS

College Men's All-Time Woodward Park 5-Mile Marks

Compiled by Christie Ming, Fresno State Sports Information

18:13, 3. Karen Rowen (WVC) 18:46, 4. Rachel Austin (ARC) 18:54, 5. Janet Hanna (SD Mesa) 19:04, 6. Brooke Prichard (SD Mesa) 19:14, 7. Monique Smith (Mt. SAC) 19:27, 8. Mary Ludlow (ECC) 19:32, 9. Roxanna Marquez (Pima) 19:38, 10. Genevieve Farnady (WVC) 19:44.

11. Marcia Larson (SD Mesa) 19:49, 12. Dolores Rivas (Glendale) 19:53, 13. Franke Rivera (Mt. SAC) 19:55, 14. Alison Ramirez (Mt. SAC) 20:03, 15. Amanda McRae (Mt. SAC) 20:13, 16. Tania Acosta (ECC) 20:21, 17. Kristin Diggs (ARC) 20:26, 18. Becky Olivarez (Pima) 20:31, 19. Sandy Moreno (RCC) 20:34, 20. Maia Maldonado (ECC) 20:38.

21. Elizabeth Moreno (Pima) 20:40, 22. Aimee Stum (Pima) 20:49, 23. Zeit Daniel (Mesa) 20:50, 24. Saneen Madsen (WVC) 20:54, 25. Sandra Hernandez (ECC) 20:55.

Women's Small School Results

Team Results: 1. Sierra College 72, 2. San Diego City 77, 3. Mira Costa College 106, 4. Allan Hancock 131, 5. College of Sequoias 136, 6. De Anza College 139, 7. San Bernardino 186, 8. Southwestern 245, 9. Glendale, AZ 276, 10. Barstow 327.

Individuals: 1. Shirley Weller (COS) 19:00, 2. Misty Winter (Sierra) 19:34, 3. Jennifer Seiler (Sierra) 19:39, 4. Robin Paine (SDCC) 19:51, 5. A. Lunsden (Glen, AZ) 20:05, 6. Elizabeth George (AHC) 20:06, 7. Kirsten McGorman (Taft) 20:23, 8. Sharon Browne (AHC) 20:34, 9. Jodie Peyton (Chaffey) 20:43, 10. Francine Nunley (DeAnza) 20:55.

11. James Stacey (Taft) 20:58, 12. Kelle Krause (MCC) 21:15, 13. Yvonnei Wray Dunn (Sierra) 21:20, 14. Becky Petty (COS) 21:24, 15. Kerry Tabler (SDCC) 21:28, 16. Andrea McKenzie (Glen, AZ) 21:34, 17. Cece Mindlin (MCC) 21:35, 18. Vanessa Butler (SDCC) 21:36, 19. ML Valderrama (SDCC) 21:48, 20. Sherry Smith (MCC) 21:49.

21. Yvonne Carles (SDCC) 21:53, 22. Kim Walker (Sierra) 21:53, 23. Micki Yonkatis (DeAnza) 21:56, 24. William Shannon (SBVC) 21:57, 25. Jerri Young (SBVC) 22:01.

Mills Invitational

October 12, Oakland.

Women's Results

Team Scores: 1. St. Mary's 24, 2. Hayward 66, 3. Merritt Club 69, 4. Santa Clara 86, 5. USF 150, 6. UOP 170, 7. Mills 172, 8. Menlo 196.

Individuals:

1. Aimee Tolan (St. Marys) 20:23, 2. Missi Hurlow (St. Marys) 20:25, 3. Robin Barnato (Impalas) 20:29, 4. Arpan Melwani (St. Marys) 20:34, 5. Chara Levitt (Unat) 20:58, 6. Carey McCallum (USF) 21:05, 7. Kathryn Ellingsen (Santa Clara) 21:08, 8. Jennifer Maxwell (Merritt Club) 21:15, 9. Kerry Engler (St. Marys) 21:15, 10. Debbie Bedal (Hayward) 21:19.

11. No Name Available (Merritt Club) 21:35, 12. Aziza Said (Merritt Club) 21:36, 13. Cindi Kiehn (St. Marys) 21:37, 14. Karri

Holmstrom (Hayward) 21:40, 15. Terra Thomas (Santa Clara) 21:44, 16. Michelle Fisher (Hayward) 21:51, 17. Leslie Mueller (Hayward) 21:53, 18. Jennifer Troell (St. Marys) 21:56, 19. Shawana Hodges (Hayward) 21:57, 20. Chong Chamn (Santa Clara) 22:03.

21. Marla Andrade (Hayward) 22:07, 22. Jennifer Neumeir (Hayward) 22:11, 23. Karin Kuffel (Merritt Club) 22:13, 24. Hill (UOP) 22:18, 25. Jolie Houston (Merritt Club) 22:19.

Men's Results

Individuals:

1. Leon Shordon (Unat.) 27:45, 2. Scott Strait (Unat) 30:19, 3. Rodrigo Flores (St. Marys) 31:23, 4. Dirk Fleenstra (Unat) 31:33, 5. Alphonso Jackson (Unat) 31:36, 6. Jeff Scharosch (USF) 31:40, 7. Ernie Rivas (Unat) 32:29, 8. Erin Burke (St. Marys) 32:42, 9. John Mason (USF) 33:05, 10. Ryan Singleton (St. Marys) 33:10.

G.S.A.C. Meet

October 12, Woodward Park, Fresno.

Men's Results

1. Robert Keter (PLNC) 25:45, 2. Kenneth Jansson (PLNC) 25:47, 3. Scott Lardner (PLNC) 25:55, 4. Eben Robinson (WC) 26:00, 5. Gus Arce (PLNC) 26:13, 6. Bryan Walbank (PLNC) 26:15, 7. Doug Ravasdy (PLNC) 26:26, 8. Ken Hall (PLNC) 26:39, 9. Jeff Burns (APU) 26:45, 10. Jason Carney (APU) 26:47.

11. Tony Bergman (APU) 26:49, 12. Jason Lindholm (FPC) 27:00, 13. Jose Sanchez (FPC) 27:06, 14. Tom Counts (FPC) 27:16, 15. Brian Purcell (FPC) 27:31, 16. Erik Starkey (APU) 27:34, 17. Aaron Tabor (WC) 27:39, 18. Justin Snook (APU) 27:51, 19. Alex Bunn (WC) 28:02, 20. Rob Simpson (APU) 28:17.

21. Kevin Miller (FPC) 28:30, 22. Joe Feryn (FPC) 28:41, 23. Mike Cloke (APU) 28:58, 24. John Gould (FPC) 28:58, 25. Brian Dowd (WC) 28:58, 26. Chad Heaton (SCC) 29:26, 27. Tuong Troung (WC) 29:43, 28. Chris Crabtree (WC) 30:01, 29. Ken Cabral (SCC) 30:05, 30. Troy Bailey (SCC) 30:23.

31. Stu Smith (SCC) 30:34, 32. Matt Garrett (SCC) N.T.

Team Scores: 1. Pt. Loma 17, 2. Azusa 64, 3. Fresno Pacific 75, 4. Westmont 92, 5. SCC 148. CCI Incomplete.

Women's Results

1. Michelle Lubinsky (WC) 18:35, 2. Vanessa Couch (PLNC) 18:40, 3. Jenee Ellis (APU) 18:52, 4. Anette Ronnerman (PLNC) 18:56, 5. Guadalupe Ambriz (PLNC) 18:56, 6. Shea Abby (WC) 18:57, 7. Amber Coley (SCC) 19:03, 8. Patty McNulty (WC) 19:05, 9. Beth Mercier (WC) 19:09, 10. Sonya Weir (APU) 19:28.

11. Melissa Mabe (PLNC) 19:43, 12. Anna Hulsbeck (WC) 19:55, 13. Stacey Cabral (SCC) 20:00, 14. Nancy Bird (SCC) 20:29, 15. Jennifer Jackson (APU) 20:37, 16. Missi Kitchens (APU) 20:50, 17. Janelle Tozer (WC) 20:54, 18. Danlela Bazzoli (WC)

21:17, 19. Michelle Rivera (PLNC) 21:41, 20. Dana deVaney (SCC) 21:42.

21. Melissa Brambila (APU) 22:10, 22. Michelle Negron (SCC) 23:56, 23. Pamela Gillis (APU) 24:02, 24. Heidi Viesselmeier (SCC) 24:11, 25. Julie Brownlee (PLNC) 24:26, 26. Nichole Gavel (APU) 25:07, 27. Kelly Bell (SCC) 25:28.

Team Scores: 1. Westmont 36, 2. Pt. Loma 41, 3. Azusa Pacific 65, 4. So. Calif. College 76. Christ College Irvine Incomplete.

Stanislaus State Invitational

October 13, Modesto.

Men's Results

Team Scores: 1. Sonoma State 24, 2. Stanislaus State 51, 3. Chico State 52.

Individuals:

1. Rick Herr (Unat.) 26:09, 2. Phil Demonstigny (Stanislaus St) 26:26, 3. Chuck Fantner (Unat.) 26:48, 4. Chip Anderson (Sonoma St) 26:58, 5. Ed Esponda (Sonoma St) 27:14, 6. Guy Herr (Sonoma St) 27:22, 7. Tory Rand (Sonoma St) 27:30, 8. Paul Di-girolamo (Chico St) 27:35, 9. Paul McCarter (Stanislaus St) 27:45, 10. Gerald Davis (Stanislaus St) 27:50.

11. Ricky Lucero (Chico St) 28:01, 12. Brendon Dwan (Sonoma St) 28:03, 13. Robert Burnette (Chico St) 28:29, 14. Arthur Martin (Chico St) 28:29, 15. Kevin

RESULTS

Selby (Sonoma St) 28:47.

Women's Results

Team Scores: 1. Stanislaus State 31, 2. Chico State 46, 3. Sonoma State 48.

Individuals: 1. Dana Bjornson (Chico St) 18:17, 2. Susan Carey (Unat.) 18:30, 3. Laurie Ingram (Sonoma St) 18:55, 4. Megan Sheehey (Unat.) 19:00, 5. Heather Scobie (Stanislaus St) 19:06, 6. Carrie Luis (Stanislaus St) 19:14, 7. Julie Dyson (Sonoma St) 19:31, 8. Shanna Skillman (Stanislaus St) 19:36, 9. Natalie Gage (Stanislaus St) 19:38, 10. Angie Allen (Chico St) 19:44.

11. Claudia Neto (Sonoma St) 19:50, 12. Monika Farrar (Chico St) 19:52, 13. Darbi Zediker (Stanislaus St) 19:53, 14. Lisa Gage (Stanislaus St) 20:37, 15. Katherine Jones (Chico St) 20:57.

Cal Poly SLO Invitational

October 19, San Luis Obispo.

Overall Results - Invitational Men

Team Scores: 1. Reebok Aggies 32, 2. Azlan T.C. 66, 3. Kansas State Univ. 69, 4. UC Irvine 100, 5. Cal Poly SLO 198, 6. Humboldt 200, 7. Fresno State 201, 8. SLO Alumni 215, 9. UC Davis 217, 10. Western State Coll. 300.

11. Cal-Berkeley 346, 12. CS Fullerton, 13. CS Northridge 375, 14. El Camino Alumni 395, 15. Sonoma State Univ. 399, 16. CSU Bakersfield 410, 17. Athletes In Action 421.

Individuals: 1. Todd Trask (Kansas St. Univ.) 24:31, 2. Jamey Harris (FSU) 24:36, 3. David Frank (Reebok Aggies) 24:38, 4. Mike Spencer (Reebok Aggies) 24:40, 5. Mitchell Sloan (Azlan TC) 24:41, 6. Mark Conover (Reebok Aggies) 24:46, 7. Danny Martinez (Azlan TC) 24:47, 8. Jason Lineau (Fresno St) 24:49, 9. Anthony Williams (Kansas St. Univ.) 24:50, 10. Brent Griffiths (Reebok Aggies) 24:50.

11. Carmelo Rios (Reebok Aggies) 24:50, 12. Oscar Gonzales (Long Beach CC) 24:51, 13. Jeff Jacobs (Santa Barbara TC) 24:56, 14. Sasha Vujic (CS Northridge) 24:59, 15. Ben Ayers (UC Irvine) 25:00, 16. Matt Guisto (Reebok Aggies) 25:01, 17. Mike Becker (Kansas St. Univ.) 25:03, 18. Dan Aldredge (Hoy's Sports) 25:07, 19. Mike Hielsen (UC Irvine) 25:07, 20. Dan Berkeland (Cal Poly SLO) 25:10.

21. Armando Siqueiros (Azlan TC) 25:11, 22. Jesus Gutierrez (Azlan TC) 25:12, 23. Peter McGill (Azlan TC) 25:13, 24. Pete Oviatt (Humboldt) 25:16, 25. Kevin Berko (UC Irvine) 25:16, 26. Ron Smith (Kansas St. Univ.) 25:20, 27. Gary Bishop (Allan Hancock College) 25:20, 28. Brett Kimple (UC Davis) 25:21, 29. Jeff Atkinson (Unat.) 25:21, 30. Billy Wugazer (Kansas St. Univ.) 25:22.

31. Aaron Mascorro (UC Irvine) 25:22, 32. Mark Smith (Nike Coast) 25:25, 33. Rod Heskett (Fresno TC) 25:25, 34. Charles Alexander (Reebok Aggies) 25:25, 35. Rob Price (UC Irvine) 25:26, 36. Reggie Williams (Cal-Berkeley) 25:30, 37. Kevin Baxter (FSU) 25:31, 38. Steve Sharp (CPSLO) 25:32, 39. Chuck Mullane (Humboldt)

25:33, 40. Steve Frisone (CS Fullerton) 25:33.

41. David Hesselting (UC Irvine) 25:35, 42. Dale Porter (UC Davis) 25:36, 43. Andy DiConti (Azlan TC) 25:38, 44. Mark Luevano (Santa Monica TC) 25:41, 45. Parker Kelly (UC Davis) 25:41, 46. Bob Laetch (Long Beach TC) 25:41, 47. Brad Jensen (Azlan TC) 25:42, 48. Erich Ackermann (SLO Alumni) 25:42, 49. Bill Brangian (UC Irvine) 25:43, 50. Scott Peterson (SLO Alumni) 25:43.

51. Russ McDaniel (Western State Coll) 25:44, 52. Brian Hild (UC Irvine) 25:46, 53. Demian Kloer (CPSLO) 25:46, 54. Joe Rubio (Reebok Aggies) 25:47, 55. Jim Sorensen (SLO Alumni) 25:50, 56. Chris Parmer (Humboldt) 25:51, 57. Matt Messmer (AIA) 25:52, 58. Doug Avrit (SLO Alumni) 25:56, 59. Yared Berhane (Kansas St. Univ.) 25:57, 60. Lance Rankin (SLO Alumni) 25:57.

61. Ian Reeve (UC Davis) 25:58, 62. Erick McBride (CSU Bakersfield) 25:58, 63. Bill Frampton (Humboldt) 26:00, 64. Neff McGhie (Fresno State) 26:00, 65. Erik Axteill (CPSLO) 26:03, 66. Chuck Fanter (Reebok Aggies) 26:03, 67. Chris Hobson (Humboldt) 26:04, 68. Tim Coburn (FSU) 26:05, 69. Brad DeFruiter (Western State Coll) 26:05, 70. Tony Engles (Biola Univ.) 26:06.

71. Scott Kennedy (CPSLO) 26:07, 72. Jason Giertzen (Kansas St. Univ.) 26:08, 73. Mark Burgess (Western State Coll) 26:08, 74. Jerry Hernandez (El Camino Alumni) 26:09, 75. Bruce Storms (Reebok Aggies) 26:10, 76. Kevin Brodie (CPSLO) 26:11, 77. Scott Werve (CPSLO) 26:12, 78. Curtis Alexander (FSU) 26:12, 79. Chip Anderson (Sonoma St. Univ.) 26:13, 80. Ben Turman (Cal-Berkeley) 26:16.

81. Jorge Castro (CS Northridge) 26:21, 82. Rick Herr (El Camino Alumni) 26:22, 83. Cody Hill (Western State Coll) 26:25, 84. Steve Cathcart (WCS Alumni) 26:26, 85. David Haskell (El Camino Alumni) 26:26, 86. Harold Kuphaldt (AIA) 26:26, 87. Brian Nelson (CSU Bakersfield) 26:28, 88. Guy Herr (Sonoma State Univ.) 26:28, 89. Tom Castro (CS Fullerton) 26:30, 90. Jason Heide-man (Sonoma State Univ.) 26:31.

91. Keith Lewis (UC Davis) 26:32, 92. Jim Cullen (Western State Coll) 26:33, 93. Brad Alexander (Long Beach CC) 26:33, 94. Reed Elmore (Humboldt) 26:33, 95. Dale Vinski (Cal-Berkeley) 26:34, 96. Brian Johnson (CS Fullerton) 26:34, 97. Paul Martineau (CS Fullerton) 26:34, 98. Derek Bloomquist (UC Davis) 26:36, 99. Andy Zoldak (CPSLO) 26:37, 100. Steve Zirkelbach (Cal-Berkeley) 26:38.

Overall Results - Women's Invitational
Team Scores: 1. UC Irvine 55, 2. Kansas St. Univ. 79, 3. Cal Poly SLO 94, 4. Nike Coast 130, 5. Fresno State 138, 6. UC Davis 158, 7. Western State College 162, 8. Univ. of Idaho 197, 9. UC Santa Barbara 204, 10. CS Fullerton 210, 11. Stanislaus State 266, 12. Cal-Berkeley 300, 13. CS Northridge 378.

Individuals: 1. Rayna Cervantes (UC Irvine)

17:13, 2. Kristina Hand (CPSLO) 17:14, 3. Jennifer Thatcher (Reebok Aggies) 17:17, 4. Carol Killer (Nike Coast) 17:19, 5. Devon Martin (Stanford TC) 17:23, 6. Dina Farage (FSU) 17:24, 7. Buffy Rabbitt (Nike Coast) 17:29, 8. Traci Goodrich (UC Irvine) 17:31, 9. Janet Treiber (Kansas St. Univ.) 17:41, 10. Tiffany York (UC Irvine) 17:41.

11. Chris Lindstrom (UC Davis) 17:42, 12. Heather Killeen (CS Fullerton) 17:45, 13. Melanie Hiatt (CPSLO) 17:47, 14. Robyn MacSwain-Berry (GSFTC) 17:55, 15. Renee Russell (Kansas St. Univ.) 17:58, 16. Martha Pinto (Kansas St. Univ.) 17:59, 17. Julie Verke (FSU) 18:00, 18. Pam Allie-Morrill (Unat) 18:01, 19. Diane Knudson (U of Idaho) 18:02, 20. Michelle Chupurdia (Western State Coll) 18:05.

21. Teresa Clark (UC Davis) 18:06, 22. Pam Boyles (CSU Bakersfield) 18:08, 23. Sita Jones (UC Irvine) 18:13, 24. Kari Krebsbach (U of Idaho) 18:19, 25. Cassie Henkiel (Western State Coll) 18:21, 26. Paulette Staats (Kansas St. Univ.) 18:23, 27. Martha Luna (UC Irvine) 18:26, 28. Kelly Flathers (CPSLO) 18:27, 29. Jennifer Lacovara (CPSLO) 18:30, 30. Rene Retherford (Western State Coll) 18:31.

31. Jennifer Hillier (Kansas St. Univ.) 18:32, 32. Kristen O'Hara (Nike Coast) 18:32, 33. Robyn Slate (U of Idaho) 18:33, 34. Anne Seawright (Nike Coast) 18:34, 35. Evelyn Martino (FSU) 18:35, 36. Nanette Garcia (Distance Elite) 18:37, 37. Heather Scobie (Stanislaus St) 18:38, 38. Julie Thomas (UC Santa Barbara) 18:39, 39. Kara Bradbury (UC Santa Barbara) 18:40, 40. Traci Leichter (CPSLO) 18:42.

Overall Results - Men's Open

Team Scores: 1. UCSD 68, 2. CS Hayward 72, 3. San Diego St. 125, 4. Fresno Pacific 143, 5. Sacramento State 167, 6. Westmont 175, 7. Biola Univ. 202, 8. Cal Poly SLO 205, 9. Reebok Aggies B 214, 10. Stanislaus State 220, 11. San Luis Distance Club 222, 12. Spartan TC 271, 13. Alaska-Anchorage 290.

Individuals: 1. Steven Barlow (Unat.) 25:52, 2. Chris Bloxom (Unat) 26:22, 3. Jim Swinson (SD St) 26:24, 4. Phil DeMontigny (Stanislaus St) 26:25, 5. Chris Jimenez (Biola Univ) 26:38, 6. Rob Ladner (SD St) 26:48, 7. Jose Padilla (Azlan TC) 26:49, 8. Luis Carzoria (Allan Hancock Coll) 26:50, 9. Eben Robinson (Westmont) 26:50, 10. Mike Roach (CS Hayward) 26:52.

11. Gus Mojarro (Azlan TC) 26:56, 12. Mike Wangler (Unat) 27:01, 13. Jason Lindholm (Fresno Pacific) 27:03, 14. Greg Donson (CS Hayward) 27:06, 15. Aldolfo Lopez (SL Distance Club) 27:09, 16. Larry Trovinger (Unat) 27:18, 17. Mark Yuen (UC San Diego) 27:19, 18. Terrence Boynton (Reebok Aggies) 27:21, 19. Jeff Hernandez (UC San Diego) 27:21, 20. Samuel Gwynn (UC San Diego) 27:26.

21. Cary Gregorio (Unat) 27:28, 22. Fusum Reflezighi (UC San Diego) 27:30, 23. Clark Acuna-Sandknop (Unat) 27:32, 24. Jordsan Carroll (Unat) 27:40, 25. Martin Smith (CS Hayward) 27:51, 26. Joe Sertic (Sacto St) 27:54, 27. Jose Sanchez (Fresno

Pacific) 27:56, 28. Dave Eagle (Spartan TC) 28:01, 29. Mark Chun (UC San Diego) 28:05, 30. John Trevithick (Azlan TC) 28:05.

31. Rob Horn (CS Hayward) 28:06, 32. Steve Stuart (UC San Diego) 28:06, 33. Cory Trovinger (Unat) 28:09, 34. Aaron Tabor (Westmont College) 28:11, 35. Don Strong (CS Hayward) 28:14, 36. Mario Morales (CPSLO) 28:16, 37. Jerry Swartz (UC San Diego) 28:19, 38. Brent Hogg (Sacto St) 28:22, 39. Alex Bunn (Westmont) 28:24, 40. Ken Dempster (CS Hayward) 28:27.

41. Scott Fairbanks (Unat) 28:28, 42. Nathan Johnson (UC San Diego) 28:34, 43. Gordon Robinson (UC San Diego) 28:35, 44. Cruz Rodriguez (San Diego St) 28:36, 45. Paul Lee (SL Dist. Club) 28:36, 46. Brock Dickie (CPSLO) 28:38, 47. Paul McCarter (Stanislaus St) 28:41, 48. Ricki Martinez (Nike Coast) 28:41, 49. Chris Craig (SLO Alumni) 28:45, 50. Bruce Storms (Reebok Aggies) 28:53.

Overall Results - Women's Open

Team Scores: 1. Westmont 95, 2. Univ. of Hawaii 108, 3. San Diego State 113, 4. Cal Poly SLO 134, 5. Humboldt 137, 6. San Luis Distance Club 140, 7. Sonoma State 150, 8. CS Hayward 162, 9. UC San Diego 165, 10. El Camino College 218.

11. Sacramento State 253, 12. Allan Hancock College 265, 13. Long Beach City College 375, 14. Nevada-Las Vegas 414.

Individuals: 1. Laurie Ingram (Sonoma St) 18:16, 2. Michelle Lubinsky (Westmont) 18:18, 3. Denise Walker (Humboldt) 18:37, 4. Kim Nemanic (Sacramento St) 18:51, 5. Charaigh Fass (Unat) 18:55, 6. Suzanne Brown (Univ. of Hawaii) 19:08, 7. Shea Abby (Westmont) 19:08, 8. Kelly Young (Unat) 19:11, 9. Michelle Ferguson (CPSLO) 19:14, 10. Tommie Williams (San Diego St) 19:17.

11. Janet Norem (SL Dist. Club) 19:20, 12. Karen Hinkle (UC San Diego) 19:20, 13. Andrea Byers (Spartan TC) 19:22, 14. Mary Cooper (SL Dist. Club) 19:27, 15. Julie Dyson (Sonoma St) 19:29, 16. Denise McFayden (Unat) 19:32, 17. Zeituni Hussein (U of Hawaii) 19:34, 18. Sara Grundman (CPSLO) 19:37, 19. Stacy Mos (Spartan TC) 19:42, 20. Christy Grimsley (Unat) 19:45.

21. Lara Venkus (San Diego St) 19:46, 22. Kristin Niederhaus (CPP) 19:47, 23. Elizabeth George (Allan Hancock College) 19:48, 24. Rachael Visser (Univ. of Hawaii) 19:48, 25. Tania Acosta (El Camino College) 19:49, 26. Claudia Neto (Sonoma St) 19:51, 27. Cheyenne Zontelli (Unat) 19:54, 28. Christina Grove (Univ. of Hawaii) 19:56, 29. Annie Wynne (SD St) 20:00, 30. Shawn Dee Hartless (SD St) 20:01.

31. Kim Guede (Humboldt) 20:01, 32. Beth Mercier (Westmont) 20:02, 33. Shanna Hodges (CS Hayward) 20:03, 34. Diane Dixon (SL dist club) 20:05, 35. Maria Andrade (CS Hayward) 20:06, 36. Leslie Mueller (CS Hayward) 20:06, 37. Gerry Seymour (Humboldt) 20:07, 38. Beth Young (CPSLO) 20:09, 39. Patty McNulty

RESULTS

(Westmont) 20:09, 40. Anna Helsabeck (Westmont) 20:11.

41. Erin Adams (UC San Diego) 20:16, 42. Sharon Browne (Allan Hancock College) 20:17, 43. Kristen Pears (SL Distance Club) 20:18, 44. Viviana Reza (UC San Diego) 20:19, 45. Katie Jamieson (UC San Diego) 20:22, 46. Jennifer Ahlquist (CPSLO) 20:33, 47. Carolyn Morris (Humboldt) 20:35, 48. Thea Roberts (UC Santa Barbara) 20:36, 49. Rosa Molina (CPP) 20:37, 50. Jennifer Gannon (Fresno St. TC) 20:41.

Showdown Cross Country Meet

October 26, Biola, La Mirada.

Men's Results

Team Scores: 1. Westmont 26, 2. Biola 29.
Individuals: 1. Charles Jimenez (Biola) 15:06, 2. Eben Robinson (Westmont) 15:14, 3. Aaron Tabor (Westmont) 15:45, 4. Tony Engels (Biola) 15:50, 5. Alex Bunn (Westmont) 15:52, 6. Brian Dowd (Westmont) 16:17, 7. Miguel Lucas (Biola) 16:25, 8. Dalen Friesen (Biola) 16:28, 9. Ken Cabral (SCC) 16:29, 10. Carey Anderson (Biola) 16:32.

11. Troy Bailey (SCC) 16:34, 12. Scot Caldwell 16:37, 13. Charles Crabtree (Westmont) 16:42, 14. Nick Machkoff (Biola) 16:59, 15. Tuong Truong (Westmont) 17:08, 16. Adam Dorsey (Biola) 17:33, 17. Matt Garrett (SCC) 19:55.

Women's Results

Team Scores: 1. Westmont 15. SCC, Biola, Unat., Snail's Pace incomplete teams.

Individuals: 1. Michelle Lubinsky (Westmont) 11:13, 2. Elizabeth Onyambu (Unat) 11:27, 3. Sea Abby (Westmont) 11:40, 4. Patty McNulty (Westmont) 11:43, 5. Beth Mercer (Westmont) 11:44, 6. Christy Grimsley (Snail's Pace) 11:57, 7. Anna Holsabeck (Westmont) 12:09, 8. Daniela Bazzoli (Westmont) 12:29, 9. Janelle Tozer (Westmont) 12:54, 10. Michelle Negron (SCC) 14:14.

11. Jenny Hendre (Biola) 14:40, 12. Emily Nicholson (Westmont) 15:45, 13. Irma Neutics (Snail's Pace) 16:40.

Mira Costa Invitational

No Date Available. Oceanside.

Junior College Men's Results

Team Scores: 1. Long Beach 19, 2. El Camino 39, 3. San Diego Mesa 100, 4. Fullerton 151, 5. Irvine Valley 197.

Individuals: 1. O'Neil (LB) 19:57, 2. Gonzales (LB) 20:10, 3. Pina (LB) 20:30, 4. Wynn (EC) 20:39, 5. Raya (EC) 20:39.

Junior College Women's Results

Team Scores: 1. Irvine Valley 48, 2. Saddleback 88, 3. Pasadena 83, 4. El Camino 125, 5. SD Mesa 129.

Individuals: 1. Cossio (LACC) 18:57, 2. Davis (IV) 19:23, 3. Hertsch (S) 19:48, 4. Hanna (SDM) 20:12, 5. Prichard (SDM) 20:23.

1992

San Joaquin Valley COACH OF THE YEAR Track and Field Clinic

Saturday, January 11, 1992
Fresno State University

Clinicians

John Tansley..... High Jump
Promoting Track & Field
Doug Fraley (Pacific Coast Club)..... Pole Vault
Del Hessel (U. of Nevada)..... Distance
Randy Huntington (Kaiser TC)..... Speed
Kim Kemp (Stanislaus St.)..... Plyometrics
Circuit Training
Dave Sutherland (Clovis HS)..... Discus

For information call Bob Fraley at Fresno State University:
(209) 278-4098.

Multiteam Meet

No Date Available. UC Santa Barbara.

Men's Results

Team Scores: 1. UC Santa Barbara 22, 2. CS Fullerton 33, 3. CS Long Beach 78.

Individuals: 1. Frizone (CSF) 24:45, 2. Patti (UCSB) 25:02, 3. Cappozzola (UCB) 25:12.

Women's Results

Team Scores: 1. CS Fullerton 27, 2. UC Santa Barbara 57, 3. CS Long Beach 59, 4. Pomona Pitzer 95, 5. Mt. St. Mary's 143.

Individuals: 1. Killeen (CSF) 18:04, 2. Peters (CSF) 18:08, 3. Schumacher (CSLB) 18:17.

UC Riverside Invitational

No Date Available. UC Riverside.

Men's Results

Team Scores: 1. Aztlan (Club) 46, 2. Pt. Loma 101, 3. Long Beach CC 102, 4. Riverside CC 119, 5. UCLA 173, 6. Occidental 199, 7. UC Irvine "B" 223, 8. Whittier 330, 9. San Diego 350.

Individuals: 1. Winkelman (UCRiverside) 24:16, 2. Manzano (RCC) 24:19, 3. Mavhera (RCC) 24:25, 4. Gonzalez (LBCC) 24:26, 5. D. Reed (Unat) 24:29, 6. O'Neill (BCC) 24:48.

Women's Results

Team Scores: 1. UCLA 49, 2. UC Irvine "B" 84, 3. Texas A&M 87, 4. UC Riverside 110, 5. Pt. Loma 129, 6. Occidental 215, 7. Azusa Pacific 260, 8. Riverside CC 272, 9. Claremont Mudd 277, 10. Glendale CC 300, 11. Pepperdine 328, 12. SoCal College 330, 13. Whittier 350, 14. San Diego 378, 15. Loyola Marymount 391, 16. USC 412, 17. Golden West 424, 18. Rio Hondo 477.

Individuals: 1. Rabbit (Nike Cst) 17:06, 2. Nugent (UCLA) 17:30, 3. Weaver (A&M) 17:41, 4. Ware (A&M) 17:53, 5. Jorgensen (UCLA) 17:58, 6. Kopchik (O) 18:03.

San Francisco Invitational

No Date Available. Golden Gate Park.

Men's Results

Team Scores: 1. Mt. San Antonio 102.54, 2. West Valley 106.26, 3. American River 106.27, 4. Sequoias 109.09, 5. Diablo Valley 110.57.

Individuals: 1. Perez (Mt. SAC) 20:14, 2. O'Dell (Sacto) 20:23, 3. Guardola (Sequoias) 20:25, 4. Jones (Mt. SAC) 20:27, 5. Scott (AR) 20:30.

Women's Results

Team Scores: 1. Mt. SAC 93.50, 2. West Valley 97.26, 3. Diablo Valley 103.21, 4.

American River 103.14, 5. Orange Coast 103.39.

Individuals: 1. Castruita (Mt. SAC) 17:58, 2. Rower (WV) 18:10, 3. Smith (Mt. SAC) 18:18, 4. Weller (Sequoias) 18:23, 5. Austin (AR) 18:27.

Junior College Western State Conference Cross Country Meet

No Date Available. Santa Barbara.

Men's Results

Team Scores: 1. Glendale 22, 2. Bakersfield 75, 3. Moorpark 104, 4. Santa Barbara 108, 5. Ventura 141, 6. Cuesta 150, 7. Valley 167, 8. Canyons 201, 9. Santa Monica 239.

Individuals: 1. Nelson (G) 21:11, 2. Garcia (G) 21:13, 3. Barajas (V) 21:21, 4. Aguirre (G) 21:46, 5. Perez (G) 21:56.

Women's Results

Team Scores: 1. Glendale 53, 2. Santa Monica 68, 3. Valley 80, 4. Ventura 83, 5. Moorpark 88, 6. Bakersfield 154, 7. Cuesta 156, 8. Canyons 186.

Individuals: 1. Padilla (G) 19:12, 2. Felks (M) 20:00, 3. Holden (V) 20:06, 4. Ullman (M) 21:15, 5. Duchai (V) 20:43.

1991 College Conference Track Ratings

By Bob Womack

The annual rankings are based on four criteria:

1. Scoring (average points per conference team) in the NCAA Division I championships.
2. The NCAA meet scored as a dual meet between conferences.
3. Winning marks in the conference meet.
4. Sixth place marks in the conference meet. (In the past, I've used third place marks; sixth place marks should give a better picture of relative depth among the conferences.)

Both men's and women's standings had new leaders in 1991. The Southwest Conference, pushed aside by the Southeastern last year, regained the No. 1 men's ranking. But the SEC, elbowed out of the top women's ranking by the PAC-10 in 1990, took it back in 1991.

The PAC-10 also ranked second in men's standings. Of the other conferences involving California teams, the WAC had a good year, moving from eighth to seventh in the men's rankings and ninth to seventh in the women's; the Big West, which had a ghastly season in 1990, improved two places in both categories.

Good news isn't likely to last long for the BWC. Already weakened by the defection of San Diego State to the WAC, the beleaguered Big West will be deserted by dominant conference power Fresno State in 1993.

Men

Conference	NCAA Pts	Per Team	Rank	NCAA as Dual	Conf 1st Pl.	Conf 6th Pl.	Com- bined Rank	1990 Rank	1991 Rank
Southwest	144.5	16.1	2	1	1	2	1	2	1
PAC-10	129.	14.3	3	2	2	1	2	3	2
Southeastern	150.	16.7	1	3	3	3	3	1	3
Big 8	47.	5.9	5	4	4	4	4	4	4
Atlantic Coast	31.	3.9	7	6	5	6	-5	6	6
Big 10	38.5	3.7	8	5	6	5	-5	5	5
Western (WAC)	52.5	6.5	4	9	7	7	7	8	7
Southland	28.	3.5	9	10	8	NR	8	7	8
Big East	39.	4.3	6	8	11	12	9	10	11
Big Sky	30.	3.3	10	7	12	10	10	9	12
Heptagonal	3.	0.3	16	11	9	8	11	12	16
Missouri Vly	13.	1.7	12	12	10	11	12	15	15
Mid-America	20.	2.2	11	15	13	9	13	11	9
Big West	10.5	1.5	13	13	15	13	14	16	14
Am South	8.	1.1	14	14	14	15	15	14	10
Metro	0.	0.0	17	17	16	14	16	13	NR
Southwestern	7.	0.9	15	16	17	NR	17	17	13

NR = Not Rated

Women

Southeastern	162.	16.0	1	1	1	2	1	2	1
PAC-10	100.	11.1	3	2	4	1	2	1	2
Southwest	126.	14.0	2	3	3	4	3	5	5
Big 8	74.	9.3	4	4	2	3	4	4	3
Atlantic Coast	55.	6.9	5	5	5	6	5	6	7
Big 10	32.	3.6	8	7	6	5	6	3	4
Western(WAC)*	27.	3.8	7	8	7	10	7	9	9
Big East	56.	6.2	6	6	9	13	8	7	11
Big West	15.	1.8	10	9	8	8	9	11	8
Mid-America	8.	0.9	11	14	10	7	10	12	15
Heptagonal	8.	1.0	=12	11	11	12	11	13	10
Gateway	8.	0.8	=12	13	12	9	12	16	14
Metro	19.	2.7	9	10	13	15	13	10	NR
Big Sky	6.	0.7	15	12	16	11	14	14	12
Southland	6.	0.8	14	15	15	NR	15	15	13
Southwestern	1.	0.1	16	16	14	NR	16	8	6
Am South	0.	0.0	17	17	17	14	17	17	NR

NR = Not Rated

*WAC was High Country Conference prior to 1991.