


OCTOBER 1991

CALIFORNIA

Track News



BULK RATE
U.S. POSTAGE
PAID
Fresno, CA 93706
Permit No. 629

Track & Field ■ Cross Country

Eighteenth Year

\$2.25

Digital Quartz Printing Stopwatch S129

DISPLAY AND BUTTON/SWITCH OPERATION

Paper advance switch:
With each press of the switch, one line is advanced. The paper is advanced continuously by keeping the switch pressed.

Print mode selection switch:
Split time and lap time are printed out.
LAP
SPLIT
Upper position
Lower position
Split time is printed out. SPLIT

Readout selection button:
With each press of the button, the measurement is displayed in 1/100 seconds and one second alternately.

Mode selection button:
1 Stopwatch mode
2 Auto start setting mode
3 Time/calendar mode

Roll paper cover:
Set the roll paper inside the cover.

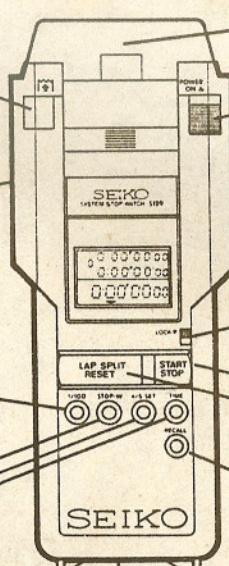
Power switch for printer

Grip switch selector:
When the grip switch is used.
Upper position
Lower position
When the grip switch is not used.

Lock lever: The lever locks button A.

	Stopwatch mode	Auto start set and Time/Calendar mode
Button A	Start/stop	Digit set
Button B	Split/lap reset	Selection of digits to be advanced

Memory recall button:
With each press of the button, the times stored in the memory can be recalled.



\$279.00

+ Tax and \$3 shipping

PAPER: \$4.50 / 5 roll box

External data output jack

Grip Switch Jack:
The jack connects the grip switch with the stopwatch.

Auto Start Jack:
The jack is used for transferring the auto start time.

SEIKO S129

System Printer

The following data is printed permanently on tape:

1. Year, Month, Date and Time are automatically printed
2. Print Select: either Split (cumulative) or Split/Lap (cumulative and lap times)
3. Places: printed to "99," then start again at "0"
4. Printed Data: printed out immediately as measured or printed later from the memory function of the stopwatch.

SAMPLES OF PRINTER TAPE SHOWING SPLIT AND SPLIT/LAP

```
1989  3 28
START 17:06
SPLIT
1-0:00'19 13
2-0:00'20 41
3-0:00'21 69
4-0:00'23 14
5-0:00'24 60
6-0:00'26 11
7-0:00'27 58
8-0:00'29 21
9-0:00'33 78
10-0:00'37 18
```

```
1989  3 28
START 17:07
SPLIT / LAP
1-0:00'07 06
0:00'07 06
2-0:00'09 03
0:00'01 97
3-0:00'11 11
0:00'02 08
4-0:00'13 15
0:00'02 04
```

Applications

The Seiko Digital Quartz Printing Stopwatch is a multipurpose hand-held timing system that provides a printed record of all time measurements — even rapid successive times. It is used for a variety of timing and training applications in sports, recreation and fitness activities, and for industrial work time samples and laboratory testing.

Specifications

Time Base and Accuracy:
Quartz oscillator, ±0.5 seconds (24 hours/70°F)

Printout:
9 hours, 59 minutes, 59.99 seconds maximum, then repeats. Prints 300 to 600 lines per roll depending on print selection.

Time Measurement: 1/100 of a second

LCD Stopwatch Display:
6 digits Split/Lap Time, 7 digits Running Time, 2 digits show Place or Lap Number.

Modes:
Split Time and Split/Lap Time, time of day and calendar.

Temperature:
Accuracy guaranteed ranges 23°F to 104°F; operational ranges 5°F to 131°F.

Dimensions:
3.25" W x 8" L x 1" D
Weight: 12 ounces with batteries, paper and cord

Batteries:
Stopwatch: 1 Lithium battery, SB-T 51 (3-year maximum life).
Printer: 4 AA size alkaline batteries, Eveready E91, Ray-O-Vac 845, Duracell MN1500. Will print approx. 10,000 lines.

Construction:
Cases are high impact plastic with Hardlex stopwatch display crystal.

JACK'S ATHLETIC SUPPLY

P.O. Box 459, San Carlos, CA 94070 ● (415) 595-2249

CALIFORNIA Track News

Bill Cockerham
Editor & Publisher

Judy Cockerham
Production/Advertising Manager

Elaine Fraley
Production Assistant

Keith Conning
High School Editor

Doug Speck
Southern California
High School Editor

Dennis McClanahan
California Coaches Alliance

Bill Minarik
SoCal Diary

Jim Hunt
Technique & Training

PHOTOGRAPHERS: Keith Conning, Bill Cottles, Burt Davis, Rich Gardner, Don Gosney, Kirby Lee, Bill Leung, Jr. and Doug Speck.

SENIOR EDITORS: Percy Knox (Masters Men Track & Field); Bob Womack (High School All-Time Lists).

California Track News is published 11 times per year - one issue per month except December which is combined with November. Each issue is mailed about the first of the month.

California Track News has an average circulation of 2,000 copies; these consist of paid subscriptions, store sales, and promotional copies.

California Track News is mailed third class bulk rate and is not forwardable. When you move, please let us know at least 4 weeks in advance.

SUBSCRIPTION RATES: 1 year (11 issues) \$18; 2 years (22 issues) \$32; 3 years (33 issues) \$43. Add \$10 per year for U.S. first class; \$12 per year for Canada and Mexico; \$22 per year for foreign airmail.

ADVERTISERS: Closing date the first of the month previous to cover date. Send for current rate card. Special discounted rates for meet/race/clinic ads.

4957 E. Heaton Ave.
Fresno, CA 93727
(209) 255-4904
FAX (209) 255-4904




TABLE OF CONTENTS

OCTOBER 1991

Schedule.....	4	SoCal Diary.....	15
Profile.....	7	"Collegiate X-C Preview"	
Kenny Harrison		Prep Notes.....	18
Subscription Form.....	8	Rating the State's Prep Track	
All-Time California High		& Field Teams.....	23
School Boy List.....	9	Coaches Alliance.....	26
Profile: Bert Bonanno.....	16	Woodward Park H.S. X-C	
Meet Spotlight.....	14	All-Time Best Marks.....	28
"Notes on the Backs of		Results.....	30
Programs From a		Olympic Trials Qualifying	
Scandinavian Grand Prix		Standards.....	32
Track Tour"			

FROM THE EDITOR

RECORDS

We've all heard it said that, "Records are made to be broken." And, to some degree, that is true. Records do provide goals, since they not only represent the best, but also show what can be done.

We all have personal records (PR's) that serve as individual goals for improvement and motivation. It feels good to set a new record, and it also allows us to up our goals. That's progress, and the record-keeping helps.

I was reminded of the value of record keeping by Mike Powell's recent history-making long jump. His comments afterward credited former record holder Bob Beaman's 29-2 1/2 as a motivating factor. We can all recognize the efforts of those who have gone before us paving the way with marks that not only inspire, but also motivate and challenge us.

Speaking of Mike Powell, how many of you know where he went to college? Hint number one: he attended two universities. Hint number two: both are in Southern California. Hint number three: one is a PAC-10 school, the other a Big West school.

Powell attended the University of California at Irvine and UCLA although his collegiate career was most notable for never scoring at the NCAA meet. In 1984, though, as a junior at UCI, he did finish second at TAC and sixth in the Olympic Trials. He took a year off between UCI and UCLA, during

which he raised his PR to 26-9 and his first world ranking -- 10th. Re-entering college in 1986 at UCLA, he again had difficulty with the collegiate track scene and dropped out of the U.S. rankings altogether.

Powell didn't start on top; he worked his way up over the years, a piece at a time. He believed he could do it because someone else had done it before. Now he is on top and his 29-4 1/2 will provide the inspiration, motivation and challenge for someone else.

Of course we can't all be world record holders. But we can set goals that are higher than we've done before; and because others have done it we can know that it is possible. Maybe, with enough desire and hard work, we can do it too. And, just maybe, we can do it better.

ON THE COVER: Start of women's race at the Fresno State Invitational (see results section). Dina Farage of FSU leads; the race was won by UCI's Traci Goodrich.

Photo by Bill Cockerham

SCHEDULE

Please send cross country and track information to CTN, 4957 E. Heaton Ave., Fresno, CA 93727.

The schedule is subject to change, so please verify dates, locations, times, etc., prior travelling to an event. It is a good idea to always include a self-addressed, stamped envelope when requesting information or entry forms.

College & Open

Track & Field

Oct. 12 (Sat.):

Sacramento: River City T.C. Fall Invitational (open, submasters, masters). Sacramento State University. Michael Holzang (916) 325-7613.

Nov. 9 (Sat.):

Sacramento: River City T.C. Fall Invitational (open, submasters, masters). Sacramento State University. Michael Holzang (916) 325-7613.

Nov. 30 (Sat.):

Long Beach: Long Beach State Distance Carnival. Long Beach State. (Youth, high school, community college, university/open, masters.) Coach Andy Sythe (213) 985-4666 or Coach Rosenthal (213) 985-1700.

Nov. 30-Dec. 1 (Sat-Sun):

Long Beach: Long Beach. Long Beach Winter Decathlon/Heptathlon. Long Beach State. (Open to high school, community college, university/open and masters.) Andy Sythe (213) 985-4666 or Coach Rosenthal (213) 985-1700.

Cross Country

Oct. 5 (Sat.):

Palo Alto. Stanford Invitational. Stanford

Golf Course. (415) 725-0759.

San Francisco: Golden Gate Park Cross Country Series (#2). 4 mile. 9 a.m. Tim Wason (415) 753-1215 (eve).

Oct. 12 (Sat.):

La Mirada. Biola Invitational. 9 a.m.
Modesto: Stanislaus Invitational. 5K Women / 10 a.m. 8K Men / 10:45 a.m. Tuolumne River Regional Park. Kim Kemp, X-C Coach, CSU Stanislaus, 801 W. Monte Vista, Turlock, CA 95380 (209) 667-3312.
Fresno: GSAC Championships. Woodward Park. 9 a.m. Contact: Bill Cockerham, 1717 S. Chestnut, Fresno, CA 93702 (209) 453-2000.

Oct. 19 (Sat.):

San Luis Obispo. Cal Poly Invitational. 9 a.m. Tom Henderson (805) 756-2235.
Pomona: Bronco Invitational. Cal Poly Pomona.
Irvine: CCI Eagle 5000. Christ College Irvine. 9 a.m. Sports Info: (714) 854-8002 ext 423.

Oct. 21 (Mon.):

Tucson, AZ. Arizona Invitational. 10 a.m.

October 26 (Sat.):

Hayward: Hayward Relays.
San Francisco: Golden Gate Park Cross Country Series (#3). 4 mile. 9 a.m. Tim Wason (415) 753-1215 (eve).

Nov. 2 (Sat.):

Las Cruces, NM. Big West Championship. 11 a.m.
Chico: NCAC Championships.
La Mirada: NAIA District 3 Championships. 9:15 a.m.
Belmont: PA/TAC Cross Country Championships. Crystal Springs. Flory Rodd (415) 387-7172.

Nov. 9 (Sat.):

Napa: NCAA Regional.

Nov. 16 (Sat.):

Fresno. NCAA Region 8 Meet. Woodward Park. 11 a.m.
Kenosha, WI: NAIA National Championship.

Nov. 23 (Sat.):

Southern Illinois: NCAA Championships

Nov. 25 (Mon.):

Tucson, AZ: NCAA I Cross Country Championships, Sheraton El Conquistador Resort, Tucson. Dave Murray, Ath. Dept., McKale Center, Univ. of Arizona, Tucson, AZ. 85721. (602) 521-4829.

Nov. 30 (Sat.):

Boston, Massachusetts: U.S. Cross Country Championships, Franklin Park, Boston. NEAC, P.O. Box 1905, Brookline, MA. 02146. (617) 566-7600.

Masters

Track & Field

October 5 (Sat.):

Santa Barbara. Club West Masters Meet. Santa Barbara Community College. Calif. Club West, P.O. Box 1059, Goleta, CA 93117. Lloyd Albright (805) 682-9540.

October 12 (Sat.):

Sacramento: River City T.C. Fall Invitational #1 (open, submasters, masters). Sacramento State University. Michael Holzang (916) 489-7881 home, (916) 325-7613 work.

October 22-25 (Tues.-Fri.):

St. George, UT: World Senior Games. 50+. T&F/Road Races (5K 10/23; 5K RW 10/24; 10K 10/25). Sylvia Wunderli, 1604 Walker Center, Salt Lake City, UT 84111 (801) 583-6231.

November 9 (Sat.):

Sacramento: River City T.C. Fall Invitational #2 (open, submasters, masters). Sacramento State University. Michael Holzang (916) 489-7881 home, (916) 325-7613 work.

Nov. 30 (Sat.):

Long Beach. Long Beach State Distance Carnival. (800, 1500, 3000, 5000, 10,000) Coach Andy Sythe (213) 985-4666 or Coach Rosenthal (213) 985-1700.

SCHEDULE

Nov. 30-Dec. 1 (Sat-Sun):

Long Beach: Long Beach. Long Beach Winter Decathlon / Heptathlon. Coach Andy Sythe (213) 985-4666 or Coach Rosenthal (213) 985-1700.

Cross Country

Oct. 5 (Sat.):

San Francisco: Golden Gate Park X-C Series (#2) Tim Wason (415) 753-1215 eve.

Oct. 26 (Sat.):

San Francisco: Golden Gate Park X-C Series (#3) Tim Wason (415) 753-1215 eve.

November 30 (Sat.):

Boston, MA: 1991 TAC/USA National Masters Championships. Franklin Park. John McGrath or Sue Smith (617) 891-4538.

March 20, 1992:

Boston, MA: International Veterans Cross Country Classic. (Precedes the IAAF World Cross Country Championships 3/21/92.) Franklin Park. John McGrath or Sue Smith (617) 891-4538.

High School

Track & Field

Nov. 30 (Sat.):

Long Beach. Long Beach State Distance Carnival. (800, 1500, 3000, 5000, 10,000). Coach Andy Sythe (213) 985-4666 or Coach Rosenthal (213) 985-1700.

Nov. 30-Dec. 1 (Sat-Sun):

Long Beach. Long Beach Winter Decathlon / Heptathlon. Coach Andy Sythe (213) 985-4666 or Coach Rosenthal (213) 985-1700.

Cross Country

Oct. 5 (Sat.):


Southern Section Invitationals
Atascadero.
Brentwood.
Crescenta Valley.
Diamond Bar.
Hesperia (Date change).
Yucaipa.

From the Cross Country Journal





The BEST of the Cross Country Journal contains the very finest material that appeared in the first 44 issues of the CCJ. Over 150 contributors present a balanced viewpoint on topics of interest to the conscientious coach. This is the most complete book available on building a good CC program or making a good one better.

Herb Parson's Illustrations of CC & Track on T-Shirts, and Sweats, customized with the name of your school and/or team members. If you're looking for really high quality custom designed shirts, you've come to the right place!



Posters and Notecards with Parson's images are also available on 80# linen text. Posters are 11" by 17".

The Directory of Student Athletes contains the profiles of male and female cross country runners seeking appropriate colleges: Always an unusually able group of people. A CC runner may submit a profile at any time. Coaches find it invaluable.



The CCJ College Guide contains a list of over 2,000 college programs with basic facts on each (with a fuller profile on over 200 of them), complete results of the men's and women's national meets since 1976: NCAA, I, II & III, NAIA, NJCCA & NCCAA, and guidelines to help high school seniors make a wise choice.

To order these products or receive information about our many other products, write or call:



P. O. Box 1004
Austin, MN 55912
1-800-828-1231



SCHEDULE

Oct. 11 (Fri.):
Southern Section Invationals
Dos Pueblos.

Oct. 12 (Sat.):
Southern Section Invationals
Fountain Valley/Huntington Beach.
Los Angeles Baptist.
Perris.
Serrano.

Oct. 18 (Fri.):
Southern Section Invationals
Walnut. Mt. SAC Tourney

Oct. 26 (Sat.):
Southern Section Invationals
Bell Gardens.
Canyon/Canyon Country.
Foothill (Orange Co. Champ.)
Lutheran (Orange):

Nov. 1 (Fri.):
Southern Section Invationals
Buena.

Nov. 2 (Sat.):
Southern Section Invationals
Lompoc.

Nov. 6 (Wed.):
Southern Section Invationals
Temelcula Valley.

Nov. 30 (Sat.):
Fresno: CIF/Reebok State High School X-C
Championships. Woodward Park. Steve
Ward (209) 299-7211 or 434-1040 (home).

Dec. 7 (Sat.):
Fresno: Kinney West Regional. Woodward

Park. 8 races beginning at 9:30 a.m. Qualifier
for Kinney Nationals on December 14. Kinney
West, 4957 E. Heaton Ave., Fresno, CA
93727 (209) 456-0535.


Dec. 14 (Sat.):
San Diego: Kinney National High School
Cross Country Championships. Morley Field,
Balboa Park. 10 a.m./girls. 10:40 a.m./boys.
Regional qualifiers (see West above—Dec. 7).

PREP X-C Divisions:

I	2021+
II	1519-2020
III	939-1518
IV	1-938

Corrected figures.

20th IAAF
World
Cross
Country
Championships



The world is coming to Boston

on America's 500th birthday!!

Franklin Park, Boston, MA
Saturday, March 21, 1992

PLUS:
International Veteran's
Cross Country Classic
Friday, March 20, 1992

For advance ticket sales or tour
information, please call or write
our official U.S. Tour Operator:


FFT/Fresh Pond Travel
186 Alewife Brook Parkway Cambridge, MA 02138
Phone: 617-661-9200 Fax: 617-661-3354
Toll free inside U.S. & Canada: 1-800-645-0001

In 1991:

TAC/USA National
Junior, Senior & Masters
Cross Country Championships
Saturday, November 30, 1991




Track & Field Headquarters



THE BIBLE. Track & Field
News is the sport's monthly
magazine. It's the way American
fans have kept up with track for
more than 40 years. \$31 yr.

**GREAT TRACK HOLI-
DAYS.** T&FN's tours division
has taken more than 10,000 fans
to the Olympics, the Track & Field
World Championships, Olympic
Trials, etc. since 1952.

Ask for information about our tour to the 1992 Olympic
Trials in New Orleans, the 1993
Worlds in Stuttgart, etc.



BOOKS. T&FN is the world's
foremost publisher and distributor
of track & field books.

Write for our complete catalog.

Track & Field News, 2570 El Camino Real, Suite
606, Mountain View, CA 94040. 415/948-8188.



Profile...

Kenny Harrison

By David Kiefer

Maybe, just maybe, Kenny Harrison's victory in the IAAF World Track and Field Championships will earn him some recognition back home.

Not that he's worried about it, but still, signing a few autographs in a mall or at a restaurant might be fun for a change.

In Europe, Harrison is a celebrity. He's mobbed.

"If I signed an autograph for every fan that wanted one, it would be in the thousands," he said.

Americans, however, wouldn't know him from George Harrison.

In his hometown of Emeryville, CA Kenny Harrison walks the streets unnoticed.

"In the three years I've lived in the East Bay (of the San Francisco Bay area), I've never been interviewed by a local newspaper," he said from the San Francisco Airport before he left with the rest of the U.S. team for Tokyo's World Championships.

That likely will change following his victory in the men's triple jump with a mark of 58-4.

He led from the second jump, edging Soviet Leonid Voloshin, who was second in 58-3 and teammate Mike Conley, third at 57-9 3/4.

Among European and Japanese fans, though, Harrison was revered. Perhaps now, he'll finally getting his due among the mainstream sporting press in the U.S.

In the airport on the way to the meet, Harrison described his expectations.

"I'll jump past 58-10, my personal record," Harrison said. "If I do that, I'm looking at a world record."

Harrison wasn't being cocky by predicting a world record, rather he knew he was capable of jumping further than he ever had. In doing so, a world record would likely fall.

Harrison hasn't lost in three years. In 1990, he exceeded 58 feet five times. He's a two-time national champion, and last year the Wisconsin native achieved the No. 1 world ranking for the first time.

With his success last season, the 26-year-old dedicated himself to training through 1991 to prepare specifically for the 1992 Barcelona Olympics, coming up for air occasionally to win meets in Hiroshima, Jena and Berlin, in

addition to the national and world championships. That's not to say he didn't emphasize the world championships, but his difficult training regimen is geared toward a banner 1992.

While holed up at Edwards Stadium on the University of California campus, Harrison trained with former Cal jumper Ken Williams and coached himself, concentrating largely on strength conditioning.

"The Olympics, that's my meet," said Williams, who admitted that "I was a bit disappointed I could not do my personal best" at the worlds.

He had two fouls that appeared to be better jumps than his winning mark. The world record of 58-11 1/2, by former UCLA star Willie Banks in 1985, seems well within Harrison's capabilities.

As far as recognition is concerned, Harrison sometimes is actually surrounded by local autograph-seekers in public.

However, it's always when he's around Mitch Richmond, his buddy since their college days at Kansas State. And the mob seems to congregate around the Golden State Warriors basketball star rather than the track and field standout.

"Actually, someone did recognize me recently," he said. "I was at Kip's in Berkeley when this guy comes up to me waving this *Track & Field News* in his hand saying, 'This is you, isn't it?' It blew me away."

The good-natured Harrison joked about the lack of recognition. It doesn't bother him.

Being the best is a personal, not a materialistic, desire.

While reporters expressed skepticism at Harrison's world-record expectations for Tokyo, the 5-foot-10, 165-pound Harrison did not feel strange about describing them.

"I always work on my speed and my strength," he said. "But now, I'm better and stronger than ever. If I'm doing everything right, the record will take care of itself."

The record didn't fall in Tokyo, but it seems apparent that Harrison is on the verge of dominating the triple jump if he remains healthy. If or when that happens, the attention is certain to follow.

KENNY HARRISON

Full Name: Kerry Lorenzo Harrison
Born: 13 February 1965
Milwaukee, Wisconsin
Ht./Wt.: 5-10 / 165 lbs.
College: Kansas State Univ. '88
Club: Mizuno Track Club

Yes, he was christened "Kerry," but he's been called "Kenny" since he was a little boy.

Kenny Harrison -- world ranked No. 1 in the triple jump for 1990 -- has had a slow, steady climb up the ladder since finishing second in the 1983 Golden West Invitational with a jump of 52-4 1/2. In 1984, as a Kansas State freshman, he improved to 54-1 3/4 and was the National Junior champion. In 1986, he won the NCAA triple jump and finished sixth in the long jump and fourth in the TAC triple jump. He posted PRs of 26-9 3/4 in the long jump and 56-0 in the triple jump and earned U.S. rankings of fourth in the triple jump and sixth in the long jump.

After a quiet 1987, Harrison found 1988 a mixed blessing. He raised his PR to 56-3 1/4 and posted a windy 57-7 1/2 in the Olympic Trials, but that left him in sixth place, just three inches shy of a trip to Seoul.

In 1989, he moved into the world rankings for the first time, finishing fourth. He improved his PR by more than a foot with jumps of 57-3 in Tokyo on May 14 and 57-3 3/4 on May 20 in Sao Paulo, Brazil.

All this was prologue to 1990. After an undefeated early season that saw him win both the TAC indoor and outdoor titles, Harrison nailed another major improvement with a tri-pop of 58-10, which moved him to second on the all-time list behind Willie Banks' 58-11 1/2. He then jumped 57-5 or better in his next six meets, absorbing his only loss of the year at the Weltklasse by two inches to Michael Conley, 57-7 1/2 to 57-5 1/2. Not surprisingly, his second world ranking saw him take the No. 1 spot. It wasn't even close.

Bill Mallon & James Dunaway
TAC/TAFWA Bio Data
Track & Field Writers of America

California

Track News

California's Source ...
Track & Field ■ Cross Country

Now in its eighteenth year, **California Track News** is devoted exclusively to California track, field and cross country coverage. **California Track News** is a vital and important source of information -- high school, college, open, masters.

✓ RESULTS ✓ SCHEDULE ✓ PHOTOS
✓ RANKINGS ✓ INTERVIEWS ✓ SPECIAL FEATURES

-----Subscribe Today!-----

YES, I'd like to subscribe. Please start sending **CALIFORNIA TRACK NEWS** to me at the address indicated below.

My check/money order is enclosed. I authorize CTN to charge my
VISA/MASTERCARD # _____ (Exp. Date _____)
in the amount of \$_____. Signature of cardholder:_____.

Name _____


Address _____

City/State/Zip _____

- \$18.00 + 1.40 tax = **\$19.40** for 1 year/11 issues
- \$32.00 + 2.48 tax = **\$34.48** for 2 years/22 issues
- \$43.00 + 3.33 tax = **\$46.33** for 3 years/33 issues

Send to: CT&RN
4957 E. Heaton Avenue
Fresno, CA 93727

All-Time CALIFORNIA High School Boys List



HENRY ELLARD

Fine Flicks by Don Gosney

By Robert Womack

The attached All-Time California High School Boys List contains marks reported through August 3, 1991.

Once again, we acknowledge the help of a lot of other people, especially Ron Blackwood, Keith Conning, and Doug Speck, and also coaches, parents, and fans who answered requests for information and sent in additions and corrections. Many thanks!

Responsibility for the final product, particularly any errors, belongs to the author and additions and corrections should be addressed to Bob Womack, 1540 East Shaw, Fresno, California 93710.

We commented last year on the stability (stagnation?) of the middle and long distance lists. In the 800, Louie Quintana of Arroyo Grande is the first new name in the Top 25 since 1984—in 24th place. There have been no changes in the first 10 since '84 and only two in the last 12 years.

Similarly, there has been only one change in the Top 25, and none in the Top 10, since 1986 in both the 1600 and 3200.

A final note: The numbers after athletes' names refer to the number of state championships won. The year(s) of the championship (s) are not necessarily the same as the year of the best mark.

Sincerely,
Bob Womack

100 Meters

State Meet Record: 10.41 Barry Smith (Mission, San Francisco) at Cerritos, 1989. **Frosh:** 10.88 Mike Williams (Santa Teresa, San Jose) 1987. **Soph:** 10.46 Henry Thomas (Hawthorne) 1983. **Junior:** 10.27 Henry Thomas (Hawthorne) 1984. **Senior:** 10.25 Henry Thomas (Hawthorne) 1985.

10.25	Henry Thomas (Haw)-1 at EagRock	1985
10.29	Ricky Carrigan (Compton)-1	1991
10.30	Quincy Watts (Taft, WoodHills)-1	1987
10.36	Corey Ealy (Muir, Pasadena)	1987

10.39	Kenny Robinson (Berkeley)-1	1981
10.39	Ray Brown (Muir, Pasadena)	1984
10.41	Tony Miller (Rior, San Francisco)	1987
10.41	Barry Smith (Miss, San Francisco)	1989
10.42	Benari Burroughs (Indep, S Jose)	1988
10.42	Curtis Conway (Hawthorne)-1	1989
10.43	Jeff Laynes (Oakland)	1989
10.44	Stanley Davis (Inglewood)	1984
10.45	Darron Norris (El Camino, Ocean)	1984
10.46	Kevin Willhite (Cord, Ran Cordova)	1981
10.49	Ronald McCree (Madera)-2	1986
10.50	Phillip Johnson (Gardena)	1978
10.50	Fabian Cooper (Washington, L.A.)	1982
10.50	Calvin Holmes (Carson)	1987
10.51	Michael Sanford (Pasadena)	1978
10.51	Robert Carroll (Hawthorne)	1987
10.51	James Stallworth (Tulare)	1989
10.52	Curtis Rogers (HJohnson, Sacto)	1986
10.53	Lew Dunn (North (Riverside)-1	1982
10.53	Richard Washington (SW, ChVis)	1990
10.54	Antonio Manning (Hamilton, L.A.)	1982
10.54	Andre White (Vallejo)	1986

Hand Timing:

10.2	Michael Sanford (Pasadena)	1979
10.3	Joel Andrews (West, Bakersfield)	1975
10.3	Ron Brown (Baldwin Park)	1979
10.3	Brian Bridgewater (Wash, L.A.)	1987

200 Meters

(*220 Yards Minus 0.12)

State Meet Record: 20.77 Henry Thomas (Hawthorne) at Los Angeles 1984. **Frosh:** 21.90 Ronald McCree (Madera) 1983. **Soph:** 20.97 Quincy Watts (Taft, Woodland Hills) 1986. **Junior:** 20.50 Quincy Watts (Taft, Woodland Hills) 1987. **Senior:** 20.53 Brian Bridgewater (Washington, L.A.) 1988.

20.50	Quincy Watts (Taft) at Provo-2	1987
20.53	Brian Bridgewater (Washn, L.A.)-1	1988
20.64	Henry Thomas (Washn, L.A.)-2	1985
20.68*	James Sanford (Pasadena)	1977
20.80	Corey Ealy (Muir, Pasadena)	1987
20.81	Kevin Willhite (Cord, RanCord)-1	1981
20.82	Michael Marsh (Hawthorne)-1	1985
20.82	Barry Smith (Mission, S.F.)-1	1989
20.85	Ricky Carrigan (Compton)-1	1991
20.88*	Michael Sanford (Pasadena)	1979
20.89	Curtis Conway (Hawthorne)	1989
20.91	Bill Green (Cubberley, Palo Alto)	1979
20.97	Danny Everett (Fairfax, L.A.)	1985
21.00	Raymond Ethridge (Crawford, SD)	1987
21.01	Chip Rish (Marina, HuntBch)	1985
21.03	Ken Robinson (Berkeley)-1	1981
21.09	Darron Norris (El Camino, Ocean)	1984
21.09	Larry Berkeley (Oxnard)	1985
21.09	Damien Butler (Tulare)	1990
21.10	Tony Miller (Riordan, S.F.)	1987

21.12*	Dave Russell (Henry, San Diego)-1	1977
21.12*	Ray Threatt (Pittsburg)	1979
21.13	Steve Jones (Burbank, Sacram)	1985
21.14	Mike Connors (Northgate, WCreek)	1985
21.14	Ronald McCree (Madera)	1986
21.15	Napoleon Kaufman (Lompoc)-1	1990

Hand Timing: (*220 yds. minus 0.1)

20.6*	Phil Underwood (Dorsey, L.A.)-1	1966
20.6*	Mel Gray (Montgomery, S Rosa)-1	1967
20.7*	Carl McCullough (Sacramento)	1972
20.7*	Mike Farmer (Wilson, S.F.)	1974
20.7*	Dupree Branch (Barstow)	1976
20.7	Eric Coleman (Monrovia)	1982
20.8*	James Hines (McClymonds, Oak)-1	1964
20.8*	Dave Masters (El Cerrito)	1967
20.8*	Millard Hampton (Silver Crk, SJ)-1	1974
20.9*	Mike Shavers (Albany)-1	1972
20.9*	Joel Andrews (West, Bakersfield)	1975
20.9*	Glenn Cannon (Mt. Pleasant, SJ)	1976
20.9*	Ron Williams (Chatsworth)	1977
20.9*	Kipper Bell (Henry, San Diego)	1978
20.9	Gerald White (McClym, Oakland)	1980
20.9	Curtis Rogers (H Johnson, Sacto)	1986

400 Meters

(*440 Yds. Minus 0.26)

State Meet Record: 46.38 Fabian Cooper (Washington, L.A.) at Sacramento, 1982. **Hand Timed:** 45.7 Chip Rish (Marina, Huntginton Beach) @ Sacramento, 1985. **Frosh:** 48.56 Henry Thomas (Hawthorne) 1982. **Soph:** 47.79 Fabian Cooper (Washington, L.A.) 1980. **Junior:** 45.82 Henry Thomas (Hawthorne) 1984. **Senior:** 45.09 Henry Thomas (Hawthorne) 1985.

45.09	Henry Thomas (Hawth) at Berlin	1985
45.51	Bill Green (Cubberley, Palo Alto)-1	1979
45.76	Danny Everett (Fairfax, L.A.)	1985
45.76	Steve Lewis (Amer, Fremont)-2	1987
46.04	Chip Rish (Marina, HuntBeach)-2	1985
46.34*	James Sanford (Pasadena)-1	1977
46.38	Fabian Cooper (Wash, L.A.)-1	1982
46.57*	Dave Timmons (Oakland)-1	1981
46.63	Beno Bryant (Dorsey, L.A.)-1	1989
46.67*	Rod Bethany (Fontana)	1978
46.67	Quincy Watts (Taft, WoodHills)	1988
46.75*	Ron Williams (Chatsworth)	1977
46.80	Blair McMurray (Compton)	1982
46.82	Daymon Lee (South Gate)	1984
46.81	Travis Hannah (Hawthorne)-1	1988
46.86	Nate Williams (Edison, Stockton)	1979
46.89	Tony Banks (Morse, San Diego)-1	1979
46.92	Michael Turner (Cent, Compton)-1	1980
46.98	Ron Brown (Muir, Pasadena)	1981
47.00	Marvin Douglas (Fremont, L.A.)	1986
47.03	Larry Walker (Edison, Fresno)-1	1983
47.08	Leonard Graham (Cent, Compton)	1981
47.09	Eric Schermerhorn (Wbrdge, Irv)	1984

continued next page...

All-Time CALIFORNIA High School Boys List

47.13*	George Timmons (Edison, Fresno)	1979
47.13	Edward Hervey (Compton)	1991
Hand Timed: (*440 yds. minus 0.3)		
45.7	Chip Rish-2	1985
45.8*	Ulis Williams (Compton)-2	1961
46.3*	Larance Jones (Lemoore)-1	1969
46.4*	Jerry White (Corcoran)-2	1956
46.4*	Edesel Garrison (CentCompton)-1	1968
46.4*	Tony Krzyzosiak (Garden Grove)-1	1971
46.5*	Ray Johnson (Blair, Pasadena)	1971
46.6*	Lee Evans (Overfelt, San Jose)	1965
46.6*	Mike Newton (Whittier)-1	1967
46.6*	Wayne Collett (Gardena)-1	1967
46.6*	Derald Harris (Pittsburg)-1	1976
46.7*	Dave Archibald (Leuz, Lawndale)	1961
46.7*	Freddie Banks (Jefferson, L.A.)-1	1964
46.7*	Andy Young (Jordan, Long Beach)	1968
46.7*	Ron Whitaker (Wilson, S.F.)-1	1973
46.7*	Donn Thompson (Gahr, Cerritos)	1976
46.8*	Ollie Matson (Washington, S.F.)	1948
46.8*	Henry Dorsey (Berkeley)	1956
46.8*	Bill Sims (Whittier)	1969
46.8*	Rick Brown (Los Altos)-1	1970
46.8*	Frank Berry (Washington, L.A.)	1971
46.8	Kenny Robinson (Berkeley)	1981

800 Meters

(*880 Yds. Minus 0.7)

State Meet Record: 1:47.31 Pete Richardson (Berkeley) at Norwalk, 1981. **Frosh:** 1:54.45 Coley Candaele (Carpinteria) 1987. **Soph:** 1:51.9 Pete Quinonez (Tulare) 1978. **Junior:** 1:50.19 Pete Richardson (Berkeley) 1980. **Senior:** 1:47.31 Pete Richardson (Berkeley) 1981.

1:47.31	Pete Richardson (Berk) at Norwalk-1	1981
1:47.8*	Dale Scott (El Cerrito)-1	1972
1:48.1*	Richard Joyce (Sierra, Whittier)-1	1065
1:48.2	Jeff West (Crenshaw, L.A.)	1979
1:48.3*	Clark Mitchell (Bakersfield)	1965
1:48.5*	Dennis Carr (Lowell, Whittier)-1	1963
1:48.5*	Robert Hose (Madison, SDiego)-1	1964
1:48.7*	Jim Walters (Estancia, C Mesa)-1	1977
1:49.0*	Dan Aldridge (Petaluma)	1975
1:49.21	Eric Schermerhorn (Wood, Irvine)-1	1984
1:49.30	Scott Cox (Wilson, Long Beach)	1981
1:49.3*	Dave Kingsland (El Modena)	1977
1:49.4*	Brent Tubb (Cleveland, Reseda)	1971
1:49.43	Eddie Davis (Compton)	1981
1:49.5*	David Mack (Locke, L.A.)-2	1979
1:49.7*	Terry Rogers (Hilltop, Ch Vista)-1	1966
1:49.84	Daymon Lee (South Gate)	1984
1:49.9*	Greg Jones (Poly, Long Beach)	1968
1:49.9*	Rick Brown (Los Altos)-1	1970
1:49.95	Kimmie James (Richmond)-1	1983
1:49.99	John Phillips (Los Altos, Hachts)-1	1982
1:50.05	James Garrett (Narbonne, Lomita)	1982
1:50.15	Pete Quinonez (Tulare)-1	1980
1:50.2*	James Coon (Miramonte, Orinda)	1965
1:50.2	Louie Quintana (Arroyo Grande)	1991

1500 Meters

(* En Route to Longer Distance)

State Meet Records: Frosh: 4:00.5 Robert Planta (Mater Dei, Santa Ana) 1979. Soph: 3:51.5 Jim Arriola (Gahr, Cerritos) 1974. Junior: 3:49.4 Mark Fricker (Hemet) 1977. Senior: 3:46.4 Paul Medvin (University, Los Angeles) 1979.

3:46.4	Paul Medvin (Univ, L.A.) at Bloom.	1979
3:47.65	Reggie Williams (Riv City, WSact)	1988

3:48.8	Jim Arriola (Gahr, Cerritos)	1976
3:48.9	Rich Kimball (DeLaSalle, Concord)	1974
3:49.0+	Harold Kuphaldt (BVist, FairOks)	1982
3:49.4	Mark Fricker (Hemet)	1977
3:50.1	Ian Alsen (Kennedy, Granada Hills)	1988
3:50.1+	Coley Candaele (Carpinteria)	1990
3:50.2	Charlie Christensen (Edis, HBch)	1977
3:50.2	Steve Whitcomb (Helix, La Mesa)	1979
3:50.3+	Louie Quintana (Arroyo Grande)	1990
3:50.4	Ralph Serna (Loara, Anaheim)	1975
3:50.5	Mark Mastalir (Jesuit, Carmichael)	1986



QUINCY WATTS (left) and BRIAN BRIDGEWATER
Fine Flicks by Don Gosney

3:50.8	Andy DiConti (La Canada)	1980
3:51.0	Eric Mastalir (Jesuit, Carmichael)	1986
3:51.1	Dave Cangelosi (Villa Park)	1979
3:51.2	Dennis Arriola (Gahr, Cerritos)	1979
3:51.2+	Jeff Williams (Foothill, Tustin)	1982
3:51.36	Gary Gonzales (Clovis)	1981
3:51.5	Mike O'Reilly (San Rafael)	1978
3:51.57	Roman Gomez (Belmont, L.A.)	1984
3:51.9+	Tom Grewe (Carpinteria)	1982
3:52.0	Jon Butler (Edison, Hunt Beach)	1981
3:52.4	Farron Fields (Granada Hills)	1979
3:52.5	Jon Cook (Mission Viejo)	1974
3:52.5	John Musich (Burbank)	1974
3:52.5	Eric Hulst (Laguna Beach)	1975

1600 Meters

(* One Mile Minus 1.8)

Frosh: 4:15.4* Harry Nicholas (Reedley) 1968. **Soph:** 4:07.5* Jim Arriola (Gahr, Cerritos) 1974. **Junior:** 4:02.4* Curtis Beck (Santa Monica) 1972. **Senior:** 3:57.6* Tim Danielson (Chula Vista) 1966.

3:57.6*	Tim Danielson (ChVst) at SD-2	1966
4:00.6*	Rich Kimball (DeLaSalle, Conc)-1	1974
4:02.4*	Curtis Beck (Santa Monica)	1972
4:03.5*	Paul Medvin (University, L.A.)-2	1979

4:03.6*	Mark Schilling (Garden Grove)-1	1972
4:03.7*	Terry Cotton (Valley, El Cajon)	1972
4:04.15	Mark Mastalir (Jesuit, Carmi)1	1986
4:04.21*	Pedro Reyes (Jesuit, Carmichael)	1980
4:04.23	Eric Mastalir (Jesuit, Carmichael)	1986
4:04.66*	Steve Whitcomb (Helix, La Mesa)	1979
4:04.8*	Thom Hunt (Henry, San Diego)	1976
4:04.86*	Harold Kuphaldt (BVista, F Oaks)	1982
4:04.9*	Barrie Williams (North, Torrance)	1972
4:04.9*	Andy Clifford (Sny Hills, Fullerton)	1974
4:05.1*	Mark Stillman (Willow Glen, SJ)-1	1977
4:05.2*	Ralph Serna (Loara, Anaheim)	1975
4:05.29*	Roman Gomez (Belmont, LA)-2	1985
4:05.4*	Armando Valencia (Valley, El Cajon)	1967
4:06.1*	Mark Fricker (Hemet)	1977
4:06.18	Lary Guinee (Castro Valley)-1	1980
4:06.2*	Pete Romero (Reedley)	1967
4:06.26	Coley Candaele (Carpinteria)-1	1990
4:06.4*	Alvin Gilmore (Lompoc)-1	1973
4:06.4*	Ray Wicksell (Willow Glen, SJ)-1	1974
4:06.4*	Stan Ross (Serra, San Mateo)	1977

3000 Meters

(* En Route to Longer Distance)

Frosh: 8:44.5 David Naranjo (Sanger) 1983. **Soph:** 8:26.7+ Calvin Gaziano (Castro Valley) 1983. **Junior:** 8:19.9+ Harold Kuphaldt (Bella Vista, Fair Oaks) 1981. **Senior:** 8:07.60 Eric Mastalir (Jesuit, Carmichael) 1986.

8:07.60	Eric Mastalir (Jesuit, Carm) at Sac	1986
8:09.0+	Eric Reynolds (Camarillo)	1983
8:10.54	Mark Mastalir (Jesuit, Carmichael)	1986
8:12.7+	Thom Hunt (Henry, San Diego)	1976
8:16.2+	Jeff Nelson (Burbank)	1979
8:16.3	Chuck Assuma (Eisen, Rialto)	1979
8:16.3	Richard Perez (S Gorg, San Bern)	1980
8:16.79	Reggie Williams (Riv City, WSact)	1988
8:17.5+	Jon Butler (Edison, Hunt Beach)	1981
8:17.7+	Jay Marden (MissJose, Fremont)	1981
8:18.2+	Mark Dani (Valhalla, El Cajon)	1986
8:19.9+	Harold Kuphaldt (BVista, FairOks)	1981
8:20.25	Paul Thomas (Jesuit, Carmichael)	1987
8:20.6	Roman Gomez (Belmont, LA)	1984
8:20.6+	Bryan Dameworth (Agoura)	1990
8:21.0+	Mike Carlton (Northview, Covina)	1981
8:21.3+	Jesse Torres (Indep, San Jose)	1981
8:21.6	Matt Blaty (Marina, Hunt Beach)	1979
8:21.6	Jeff Vandereems (Mission Viejo)	1979
8:22.0	Terry Williams (Lompoc)	1973
8:22.26	Jimmie Rodriguez (S Ana Valley)	1989
8:22.4	Mark Junkermann (Los Alamitos)	1983
8:23.11	David Welsh (Jesuit, Carmichael)	1989
8:23.2+	Mark McAboy (Miramonte, Orinda)	1986
8:23.3	Nelson Bernal (Westmnt, Campbl)	1981

3200 Meters

(* 2 Miles Minus 3.6)

State Meet Record: 8:44.9 Eric Hulst (Laguna Beach) at San Diego 1975. **Frosh:** 9:00.8* Eric Hulst (Laguna Beach) 1973. **Soph:** 8:46.9* Eric Hulst (Laguna Beach) 1974. **Junior:** 8:41.3* Eric Hulst (Laguna Beach) 1975. **Senior:** 8:32.7* Jeff Nelson (Burbank) 1979.

8:32.7*	Jeff Nelson (Burbank) atWstwd-2	1979
8:40.4*	Eric Reynolds (Camarillo)-1	1983
8:41.0*	Eric Hulst (Laguna Beach)-2	1976
8:41.6*	Thom Hunt (Henry, San Diego)	1976
8:42.3*	Ralph Serna (Loara, Anaheim)	1975
8:42.9*	Rich Kimball (DeLaSalle, Conc)-1	1974

continued next page...

All-Time CALIFORNIA High School Boys List

8:44.95	Eric Mastalir (Jesuit, Carmel)-1	1986
8:45.2*	Curtis Beck (Santa Monica)-1	1972
8:46.78	Jon Butler (Edison, Hunt Beach)-1	1981
8:48.8*	Chuck Assumma (Eisen, Rialto)	1979
8:49.0*	Don Moses (Crescenta Valley)	1976
8:49.3*	Frank Assumma (Eisen, Rialto)-1	1977
8:49.4*	Pete Romero (Reedley)-1	1967
8:49.7*	Marc Genet (Santa Ana)	1972
8:49.8*	Rod Berry (Redwood, Larkspur)	1977
8:49.9*	Dave Taylor (Merced)	1972
8:50.15	Todd Lewis (Burbank)	1989
8:50.2*	Dave Fleet (Clairemont, SDiego)-1	1971
8:50.2*	Mark Spilsbury (Foothill, Tustin)	1976
8:50.6*	Jim Salcido (Sunny Hills, Fullerton)	1972
8:50.8*	Jose Amaya (Wilson, Los Angeles)	1971
8:50.8*	Gordon Innes (Upland)	1971
8:50.8*	Sal Godinez (Salesian, Los Angeles)	1976
8:51.0*	Bob Grubbs (Wash, Fremont)	1972
8:51.15*	Marc Dani (Valhalla, El Camino)	1986
8:51.15*	Jay Marden (MissJose, Fremont)	1981

110 Meter Hurdles

(* 120 Yards Plus 0.03)

State Meet Record: 13.41-Steve Kerho, Mission Viejo, @ Sacramento, 1982. **Soph:** 14.98* Ronnie McCoy (Edison, Fresno) 1979. **Junior:** 13.69* Phillip Johnson (Gardena) 1977. **Senior:** 13.41 Steve Kerho (Mission Viejo) 1982.

13.41	Steve Kerho (MissViejo) at Sacr-1	1982
13.67*	Phillip Johnson (Gardena)-1	1978
13.67	David Ashford (West Covina)-1	1981



STEVE KERHO

Fine Flicks by Don Gosney

13.67	Isaac Carson (Jeff, DalyCity)-1	1991
13.73	Don Ward (St. Mary's, Berkeley)-1	1980
13.79	Henry Andrade (HJohnson, Sacto)	1980
13.79	Troy Weaver (Edgewood, Covina)	1982
13.80	Ron Brown (Bish Amat, La Puente)	1982
13.81*	Ken Margerum (Fountain Valley)	1977
13.84	Shelton Boykin (San Fernando)	1987

13.84	Dana Hall (Ganessa, Pomona)-1	1987
13.85	Ronnie McCoy (Edison, Fresno)	1981
13.87*	Milan Stewart (West Covina)-1	1978
13.88	Robert Reading (StMary's,Berk)-1	1985
13.88	Terry Johnson (Katella, Anaheim)-1	1986
13.88	Ron Copeland (Dorsey, LA)	1987
13.90*	Jim Scanello (San Ram, Danville)-1	1979
13.90	Frick Montgomery (Indep,San Jose)	1983
13.91*	Tonie Campbell (Banning, Wilm)	1978
13.91*	Gary Lee (Poly, Long Beach)	1979
13.91	Raymond Young (Hawthorne)-1	1984
13.92	Mark Boyd (St.Mary's, Berkeley)-1	1983
13.93	Rod Green (Palo Alto)	1983
13.93	Mo Hill (Stagg, Stockton)	1983
13.95	Damon Thomas (Pasadena)	1985

Hand Timing:

13.2y	Dedy Cooper (Ells, Richmond)	1975
13.3y	Robert Gaines (Kennedy, Rich)-1	1975
13.3y	Jon Peterson (Saddleback, SAna)	1975
13.3y	Phillip Johnson -1	1978
13.5y	Ken Margerum	1977
13.6y	Charles Jackson (Lompoc)-1	1971
13.6y	Dan Jones (Palo Verde, Blythe)-1	1972
13.6y	Tom Andrews (West, Bakersfield)	1973
13.6y	Carl Florant (Palo Alto)	1973
13.6y	Mike Harris (Indio)	1974
13.6y	Wilbur Gregory (Mission Viejo)	1975
13.6y	Tonie Campbell	1978

300 Meter Interm. Hurdles

(* 330 Yards Minus 0.19)

State Meet Record: 35.50 George Porter (Cabrillo, Lompoc) at Sacramento 1985. **Frosh:** 40.62 Mark Jacoby (Selma) 1990. **Soph:** 37.84 Damond Smith (Hawthorne) 1990. **Junior:** 36.10 George Porter (Cabrillo, Lompoc) 1984. **Senior:** 35.32 George Porter (Cabrillo, Lompoc) 1985.

35.32	George Porter (Cabrillo,Lmp)atWal-2	1985
35.43	John Montgomery (Indep,San Jose)-1	1988
36.44	Kevin Jones (Mt. Miguel, SprValley)	1988
36.56	Michael Graham (Hawthorne)	1985
36.71	Kenny Hall (Ganessa, Pomona)	1985
36.74	Keith Pontiflet (Esperanza, Anaheim)	1985
36.76	Mike King (Menlo-Atherton)	1985
36.80	Raymond Young (Hawthorne)	1984
36.83	Anthony Reynolds (Fremont, L.A.)	1984
36.84	Gordon Bugg (West Covina)	1984
36.88	Yki Vallery (Hawthorne)-1	1987
36.88	Keith Williams (Escondido)-1	1991
36.90	Bill Gaines (Independence, San Jose)	1986
37.08	Nate Wright (Oakland)	1988
37.10	Al Blades (Muir, Pasadena)	1984
37.13	Dana Hall (Ganessa, Pomona)	1987
37.17	Diatori Gildersleeve (Grant, Sacto)	1988
37.20	Craig Cooper (Fairfield)	1984
37.20	Jay Taylor (St.Augustine, S Diego)	1985
37.21	Rodney Jett (Hiram Johnson, Sacto)	1984
37.22	John Barry (Ygnacio Vly Concord)	1988
37.26	Terry Johnson (Katella, Anaheim)	1986
37.28	John Prudenti (Justin Siena, Napa)-1	1989
37.30	Rodney Bradshaw (Saugus)-1	1986
37.33	Erick Montgomery (IndepSan Jose)	1982
37.36	Mark Crear (Rowland, Hachghts)	1987

Hand Timed: (*330 yards minus 0.2):

36.2*	Dedy Cooper (Harry Ells, Richmond)	1975
36.2*	Charles White (San Fernando)	1976
36.6	Ron Seanez (Gilroy)	1981
36.9	Andre Phillips (Silver Crk, San Jose)	1977
36.9	Jim Scannella (San Ramon, Danville)	1979
37.0	Gary Lee (Poly, Long Beach)	1979
37.0	James Knowles (Blair, Pasadena)	1981


High Jump

State Meet Record: 7-3 1/4 Lee Balkin (Glendale) at Sacramento 1979. **Frosh:** 6-8 3/4 Ruben Hendrix (South, Bakersfield) 1987. **Soph:** 7-1 Kenny Burke (Westlake, Simi Valley) 1983. **Junior:** 7-3 Maurice Crumby (Balboa, S.F.) 1982. **Senior:** 7-4 1/2 Maurice Crumby (Balboa, S.F.) 1983.

7-4 1/2	Maurice Crumby(BalbS.F.)@Stan-2	1983
7-3 1/4	Lee Balkin (Glendale)-1	1979
7-3	Reynaldo Brown (Compton)-3	1968
7-3	Tim Polt (Alemany, Mission Hills)	1979
7-3	Jeff Rogers (Overfelt, San Jose)	1985
7-3	Avery Anderson (North, Riverside)-1	1991
7-2	Billy Hice (Oakland)	1977
7-2	Dennis Smith (Santa Monica)-1	1977
7-2	Kerry Myers (Berkeley)	1978
7-2	Frank Schiefer (Madison, San Diego)	1979
7-2	Kenny Burke (Westlake, Simi Vly)-1	1984
7-2	Reggie Betton (Antel Vly, Lanc)-1	1988
7-1 3/4	Mark Wilson (Monte Vista, Danville)	1974
7-1 1/2	Dwight Stones (Glendale)-1	1971
7-1 1/4	Otis Hailey (Wasco)	1968
7-1 1/4	Luis Juico (Piedmt Hills, San Jose)-1	1987
7-1	Rob Olson (El CamReal, Woodland H)	1977
7-1	Greg Denby (Crenshaw, L.A.)-1	1980
7-1	Anthony Caire (Pius X, Downey)-1	1981
7-1	Maury Burnett (Washington, L.A.)	1982
7-1	Andre La Coste (Lakewood)	1988
7-1	Mark Wilson (charter Oak, Covina)-1	1989
7-1	Kevin Carlson (Katella, Anaheim)-1	1991
7-0 3/4	Chris Bonner (Inglewood)	1981
7-0 1/2	Gary Lawrence (Thousand Oaks)	1977
7-0 1/2	Ron Harvey (Skyline, Oakland)	1979

Pole Vault

State Meet Record: 17-0 1/2 Anthony Curran (Crespi, Encino) at Bakersfield 1978. **Frosh:** 14-8 3/4 Anthony Curran (Crespi, Encino) 1975. **Soph:** 16-2 Brent Burns (Acalanes, Lafayette) 1985. **Junior:** 17-6 Brent



BRENT BURNS

continued next page...

All-Time CALIFORNIA High School Boys List

Burns (Acalanes, Lafayette) 1986. Senior: 18-2 Brandon Richards (San Marcos, Santa Barbara) 1985.

18-2	Brandon Richards (San Mar S.B.) @ Eug.	1985
17-8 1/2	Brent Burns (Acalanes, Lafayette)-1	1987
17-4 1/4	Anthony Curran (Crespi, Encino)-2	1978
17-4	David Cox (Hoover, Fresno)-1	1991
17-0 3/4	Matt Warwick (Hesperia)	1988
17-0 1/2	Doug Fraley (Clovis West, Fresno)	1983
17-0	Mike Kibort (Saratoga)-1	1982
17-0	Tom Parker (Notre Dame, Sher Oaks)	1988
16-8 3/4	Steve Smith (South, Torrance)-2	1969
16-8 3/4	Mike Tully (Millikan, Long Beach)	1974
16-7	Robert Pullard (Los Angeles)	1969
16-6 3/4	Paul Wilson (Warren, Downey)-2	1965
16-6	Brian Worden (Notre Dame, Sher Oaks)	1975
16-6	Greg Ernst (El Dorado, Palacentia)	1978
16-6	Tom Richards (San Marcos, S.B.)-1	1988
16-5	Jon Vaughn (Corona)	1966
16-4 3/4	Paul Heglar (Muir, Pasadena)	1966
16-4	Dave Noel (Edison, Hunt Beach)	1988
16-3 1/4	Keith Schimmel (Villa Park)	1975
16-3 1/4	Jim Sidler (Villa Park)	1977
16-3	Clark Elliott (Bellflower)-1	1979
16-3	Melvin Hempstead (Vly, Sacto)	1983
16-2 3/4	Tim Curran (Crespi, Encino)-1	1973
16-2	Ivar Moen (Los Gatos)-1	1984
16-2	Steve Toney (Menlo-Atherton)-1	1986

Long Jump

State Meet Record: 26-4 3/4 James Stallworth (Tulare) at Cerritos 1989. Frosh: 23-10 1/2 Johnny Johnson (Pacific Grove) 1963. Soph: 25-2 1/4 Johnny Johnson (Pacific Grove) 1964. Junior: 25-10 3/4 Heulon Hewitt (Merced) 1968. Senior: 26-4 3/4 James Stallworth (Tulare) 1989.

26-4 3/4	James Stallworth (Tulare) at Cerr-1	1989
26-2 1/4	Ken Duncan (McClatchy, Sacto)	1972
26-0 3/4	Jerry Proctor (Muir, Pasadena)-1	1967
26-0 3/4	Joe Richardson (Pasadena)-1	1984
26-0	Johnny Cleveland (Soquel)-1	1984
25-11 1/2	Larry Doubley (Manual Arts, L.A.)-1	1976
25-10 3/4	Heulon Hewitt (Merced)-1	1968
25-9 1/2	Gerald Hardeman (Edison, Fresno)	1972
25-7	James McAlister (Blair, Pasadena)-1	1970
25-6 1/4	Ted Hammond (Compton)	1973
25-5 1/2	Percy Knox (AntelVly, Lancaster)-1	1987
25-5 1/4	Doyle Steel (San Diego)-1	1966
25-5	Carl McCullough (Sacramento)-1	1972
25-5	Gerald Price (Univ City, SDiego)-1	1990
25-4 3/4	Johnny Johnson (Pacific Grove)	1965
25-4 1/2	Oscar Bean (Jefferson, L.A.)-1	1956
25-4 1/2	Randy Williams (Edison, Fresno)-1	1971
25-4 1/4	Monte Upshaw (Piedmont)-2	1954
25-4	Donnie Butler (Fremont, L.A.)	1978
25-3 3/4	Diatori Gildersleeve (Grant, Sacto)-1	1988
25-3	Willie Davis (Roosevelt, L.A.)	1958
25-3	Bobby Bonds (Poly, Riverside)-1	1964
25-3	Ken Frazier (Mission, S.F.)	1981
25-2 1/2	George Brown (Jordan, L.A.)-2	1949
25-2	Phil Quinet (Homestead, Cupertino)	1968

Triple Jump

State Meet Record: 52-5 3/4 Marcus Hooks (Lakewood) at Norwalk 1986. Frosh: 48-4 Dave Tucker (S.J. Memorial, Fresno) 1968. Soph: 50-2 1/2 Ken Frazier (Mission, S.F.) 1980. Junior: 52-6 1/4 Dave Tucker (S.J. Memorial, Fresno) 1970. Senior: 53-6 1/2 Joe Richardson (Pasadena) 1984.

53-6 1/2	Joe Richardson (Pasad) at Sacto-1	1984
52-10 1/2	Charles Mayfield (Muir, Pasadena)	1980
52-6 1/4	Dave Tucker (S.J. Memorial, Fresno)	1970
52-6	Henry Ellard (Hoover, Fresno)-1	1979
52-5 3/4	Marcus Hooks (Lakewood)-1	1986
52-4 3/4	Ken Frazier (Mission, S.F.)-1	1981
52-3 1/2	Randy Williams (Edison, Fresno)	1971
51-11	Joel Smith (Cord, Ran Cordova)-1	1987
51-8 3/4	MacArthur Anderson (Bakersfield)	1987
51-8	Mike Woods (Manual Arts, L.A.)	1963
51-7 3/4	Phouphet Singbradith (Magn, Ana)-1	1990
51-7 1/2	Vestee Jackson (McLane, Fresno)	1981
51-6 1/2	Greg Caldwell (Fremont, L.A.)-1	1976
51-5 3/4	Freeman Miller (Fremont, L.A.)-1	1980
51-3	Willie Banks (Oceanside)-2	1974
51-3	Ricky Holliday (Muir, Pasadena)	1980
51-2 1/4	Doke Williams (El Carmn, Ocean)-1	1977
51-2 1/4	Tim Prince (Logan)	1988
51-2	Lenny McGill (OrGlen, Escondido)-1	1989
50-11 1/2	Harold Rucker (Silver Cr, San Jose)	1986
50-11 1/2	Terrance Strong (Bakersfield)-1	1984
50-11 1/4	DeAndre Robinson (WBakersfield)	1989
50-11	Dan Jackson (Oakland)	1975
50-10	Steve Rim (Clovis)	1972
50-8 1/2	Anthony Burnett (Lynwood)	1986

Shot Put

State Meet Record: 74-4 3/4 Brent Noon (Fallbrook) at Cerritos 1990. Frosh: 59-8 Brent Noon (Fallbrook) 1987. Soph: 62-3 1/2 Brent Noon (Fallbrook) 1988. Junior: 69-8 1/4 Brent Noon (Fallbrook) 1989. Senior: 76-2 Brent Noon (Fallbrook) 1990.

76-2	Brent Noon (Fallbrook)-2	1990
69-6 1/2	Brian Blutreich (Capistr Valley)-2	1985
69-3 3/4	Jim Neidhart (Newport Harbor)-1	1973
68-5 1/2	Steve Montgomery (Lass, Susnv)-1	1976
68-5	Dave Kurrasch (Newport Harbor)-1	1975
67-9 3/4	John Hubbell (Poly, Long Beach)-1	1966
67-9	Terry Albritton (Newport Harbor)	1972
67-9	John McKenzie (Hart, Newhall)	1976
67-8 1/4	Dave Doupe (Inglewood)	1973
67-6 1/2	Randy Cross (Crespi, Encino)-1	1972
67-2 1/4	Mark Stevens (Newport Harbor)-1	1971
67-2	Dave Murphy (Sny Hills, Fullerton)	1966
67-0	David Bultman (Royal, Simi)-1	1987
66-8	Mark Parlin (Esperanza, Anaheim)-1	1991
65-11 1/2	Curt Hampton (El Cajon)-1	1974
65-10 3/4	Dave Porath (Atwater)-1	1978
65-10	Steve Wilhelm (Fremont, Snyvie)	1967
65-9 3/4	John Buehler (Whittier)-1	1967
65-9	Dave Laut (Santa Clara, Oxnard)	1975
65-9	Jeff Stover (Chico)	1976
65-9	John Bender (Shafter)	1984
65-8 3/4	Randy Withrow (Pasadena)-1	1970
65-7 3/4	Don Castle (Cubberley, Palo Alto)	1961
65-7 1/4	Dave Gerasimchuk (Narb, Lomita)	1972
65-6	Bruce Wilhelm (Fremont, Snyvl)-1	1963

Discus

State Meet Record: 203-4 Brian Blutreich (Capistrano Valley) at Sacramento 1985, and 203-4 Rob Powell (Redwood, Visalia) at Cerritos 1990. Frosh: 173-6 Antonio Dobbins (Burroughs, Ridgecrest) 1979. Soph: 182-5 Jeff Buckley (Bakersfield) 1990. Junior: 210-1 Jeff Buckley (Bakersfield). Senior: 210-8 Brian Blutreich (Capistrano Valley) 1985.

210-8	Brian Blutreich (Capistr Valley)-1	1985
210-1	Jeff Buckley (Bakersfield)-1	1991
209-6	Dave Porath (Atwater)-1	1978

203-4	Rob Powell (Redwood, Visalia)-1	1990
201-6	Ray Burton (Vacaville)-1	1974
201-3	Chris Adams (Los Altos)-2	1970
200-8	Brent Noon (Fallbrook)	1990
200-7	Paul Bender (Shafter)-1	1980
200-4	Scott Endler (Hoover, Fresno)-1	1976
200-1	Scott Overton (Los Altos)-1	1972
199-0	John Wirtz (Leland, San Jose)-1	1988
198-6	Dave Voorhees (Tulelake)	1973
197-6	Kevin Richardson (Shafter)	1984
196-10	David Bultman (Royal, Simi)-1	1987
195-8	Billy Joe Winchester (Mt. Mig Sp Vly)	1970
195-5	Lonnie Shelton (Foothill, Bkfld)-1	1973
195-4	Bob Stoecker (Los Altos)-2	1962
195-4	Tom Birtwhistle (Gunn, Palo Alto)	1969
194-10	David Thomson (Santa Ynez)-1	1977
194-7	Antonio Dobbins (Burr, Ridge)-2	1981
194-2	Dave Hicks (Leland, San Jose)	1973
194-2	Darrell Elder (Redwood, Larkspur)	1974
194-2	Mark Parlin (Esperanza, Anaheim)	1991
194-0	Ralph Fruguglietti (Albany)	1973
193-8	Rick Luiten (Monrovia)	1982

400 Meter Relay

(* 440 Yards Minus 0.23)

State Meet Record: 40.24 Hawthorne (Alexander, Smith, Allen, Conway) at Cerritos 1989.

40.24	Hawthorne at Cerritos (Alexander, Smith, Allen, Conway)	1989
40.64	Hawthorne	1985
40.78	Muir, Pasadena-1 (Douglas, Ervin, Robertson, Ealy)	1987
40.82	Hawthorne	1984
40.83	Edison, Fresno-1 (Cowings, Woods, Walker, Wheeler)	1983
40.86	Berkeley-1 (McCree, Robinson, Clewis, Murray)	1981
40.87	Hawthorne (Young, Thomas, Young, McGee)	1983
40.88	Taft, Woodland Hills (Feinstein, Roberts, Flores, Watts)	1987
40.91	Hawthorne (Hanna, Valley, Carroll, Conway)	1987
40.92	Dorsey, Los Angeles (Boles, Williams, Williams, Jackson)	1981
40.93	Berkeley-1 (Davis, Henderson, Hunter, Usher)	1984
40.93	Muir, Pasadena (Limbrick, Ealy, Ervins, Jeffries)	1986
40.95	Washington (Los Angeles)	1990
40.98	Berkeley (Davis, Henderson, Hunter, Paulding)	1983
41-01	Oakland-1 (Porter, Watson, Williams, Watson)	1982
41.05	Washington, Los Angeles	1988
41.05	San Bernardino-1	1990
41.06	Morningside, Inglewood	1987
41.11	Washington (Los Angeles)	1991
41.11	Muir, Pasadena	1983
41.12	Compton-1 (Person, Herurdi, Ephriham, Carrigan)	1991
41.13	Taft, Woodland Hills	1986
41.14	Oakland (Grant, Wright, Tipton, Laynes)	1988
41.14	Crenshaw, Los Angeles	1990
41.16	Crenshaw, Los Angeles (Bowyer, Crittenden, Roberts, Wilson)	1984

Hand Timing:


(* 440 yards minus 0.2)

40.8*	Wilson, San Francisco-1 (Farmer, Whitaker, Kirtman, Walker)	1973
-------	---	------

continued next page...

All-Time CALIFORNIA High School Boys List

40.9*	El Cerrito-1 (Gaines, Watson, Smith, Burns)	1971
40.9*	Harry Ells, Richmond-1 (Miller, Gentry, Davis, Cooper)	1975
40.9*	Hamilton, Los Angeles (Menzies, Goosby, Martin, Mullins)	1976
41.0*	Castlemont (Oakland) (Pruitt, Turner, Irvin, Gibson)	1970



BRIAN BLUTREICH

Fine Flicks by Don Gosney

41.9*	El Cerrito (Smith, Battle, Lewis, Burns)	1970
41.0*	Hamilton (Los Angeles) (Avant, Wallace, Thomas, Reddick)	1971
41.0*	Crenshaw (Los Angeles) (Coulter, Franklin, Tyler, Johnson)	1972
41.0*	Wilson (San Francisco) (Lewis, Kirtman, Ward, Farmer)	1974
41.0*	Kennedy (Barstow)-1 (Jones, Hill, Kelly, Jones)	1976
41.0*	Pasadena-1 (Cleveland, Hill, Mulloy, Sanford)	1977

■ 1600 Meter Relay

(* Mile Minus 1.1)

State Meet Record: 3:08.94 Berkeley (Walker, Richardson, Murray, Robinson) at Norwalk 1981.


3:07.40	Hawthorne @ Austin, Texas (Graham, Marsh, Kelly, Thomas)	1985
3:08.94	Berkeley -1 (Walker, Richardson, Murray, Robinson)	1981
3:09.45	Hawthorne -1 (Graham, Young, Kelly, Thomas)	1984
3:10.11	Hawthorne -1 (McGee, Torrence, Kelly, Thomas)	1983
3:10.33	Perris (Flenagh, Stamps, Jackson, Harris)	1983
3:10.37	Centennial, Compton -1 (Graham, Ware, Jaackson, Turner)	1980

3:10.42	Berkeley (Doison, Richardson, Walker, Robinson)	1980
3:10.46	Hawthorne -1 (Alexander, Conway, DelPino, Hannah)	1988
3:10.47*	Banning, Wilmington -1 (Davis, Caesar, Plalock, Lewis)	1978
3:11.10	Poly, Long Beach	1981
3:11.32	Compton (Davis, Taylor, Smith, Barksdale)	1980
3:11.77	Hawthorne -1 (Thomas, Carroll, Thomas, Hannah)	1987
3:11.81	Centennial, Compton (Pinchback, Ware, Jones, Graham)	1981
3:12.1*	Castlemont, Oakland -1 (Roberts, Morgan, Curry, Rodgers)	1971
3:12.21	Dorsey, Los Angeles -1	1978
3:12.3*	Westchester, Los Angeles (Brown, Lee, Jones, Pittman)	1978
3:12.45	Muir, Pasadena (Carroll, Anderson, Mathis, Brown)	1981
3:12.50	Morningside, Inglewood	1987
3:12.5*	Fremont, Los Angeles (Butler, Derry, Shelton, Daniels)	1978
3:12.54	Oakland	1981
3:12.6*	Pasadena -1 (Cleveland, Dancer, Sanford, Sanford)	1977
3:12.6*	Fontana (Cooper, Gary, Fowler, Bethany)	1978
3:12.64	Pasadena	1981
3:12.68	Hawthorne	1989
3:12.7*	Muir, Pasadena -1 (Herron, Shaw, Austin, Sheats)	1974

■ Miscellaneous Records

100 Y		
9.44	Michael Sanford (Pasadena)	1979
220 Y (str.)		
20.2	Forest Beaty (Hoover, Glendale)	1961
3M		
13:43.6	Rich Kimball (DeLaSalle, Concord)	1974
5000		
14:01.40	Eric Mastalir (Jesuit, Carmichael)	1986
6M		
27:58.0	Eric Hulst (Laguna Beach)	1976
10,000		
28:55.0	Eric Hulst (Laguna Beach)	1976
10M		
49:15.0	George Aguirre (Santa Barbara)	1975
1 Hr.		
12M,254Y	Ajim Baksh (Hollywood)	1975
Marathon		
2:23:47	Mitch Kingery (San Carlos)	1973
110 H (42")		
14.1	Dedy Cooper (Harry Ells, Richmond)	1974
180y LH (Straight)		
18.1	Steve Caminiti (Crespi, Encino)	1964
18.1	Earl McCullough (Poly, Long Beach)	1964
180y LJ (turn)		
18.6	Wayne Collett (Gardena)	1967
18.6	Rich Graybehl (Las Lomas, WalCk)	1974
300 LH		
35.52	Danny Harris (Perris)	1983
400 H		
51.5	Charles White (San Fernando)	1976
440y H		
52.7	Mark Low (Pomona)	1969
2000 SC		
5:43.9	Steve Guerrini (Santa Rosa)	1991
3000 SC		
9:10.8	Dave Daniels (San Gorg, S.Bern.)	1976
4x120 LH		
53.5	Franklin, Stockton	1974

4x120 HH		
58.4	Fresno (Larson, Cox, Lyons, Elders)	1971
4x200		
1:25.1	Berkeley (Clewis, Walker, Murray, Robinson)	1981
4x220y		
1:25.6	Berkeley	1980
Sprint Medley Relay		
3:21.1	Berkeley (Lewis, Murray, Robinson, Richardson)	1981
4x800		
7:44.0y	El Cerito (Stodden, Wolfe, Rice, Wood)	1969
Distance Medley Relay		
9:56.3	Jesuit, Carmichael (Thomas, Cahill, Mastalir, Mastalir)	1986
4x1500		
16:13.4	Compton	1987
4xMile		
17:13.2	Lompoc (Schankel, Fabing, Gilmore, Williams)	1973
SP (16 lb.)		
57-10 1/4	Dave Murphy (Sunny Hills, Fullerton)	1966
DT (4 lb. 6 oz.)		
177-4	Ray Burton (Vacaville)	1974
HT (12 lb.)		
219-2	Kevin McMahon (BellarmineSJose)	1990
HT (16 lb.)		
173-11	Chuck Vandagriff (Castro Valley)	1967
JT (Old)		
218-11	Mike Ostrom (Las Lomas, WalCk)	1983
JT (New)		
214-7	Greg Johnson (Woodside)	1990
Pentathlon		
3418	Dixon Farmer (Miramonte, Orinda)	1959
Decathlon		
7172	Tom Richards (San Marcos, S.B.)	1988



**American Heart
Association**



MEET SPOTLIGHT

By Robert Womack

Notes on the Backs of Programs From a Scandinavian Grand Prix Track Tour

TRACK IN SCANDINAVIA is different, for sure.

In the United States, a 10,000-meter race will empty seats faster than a bomb threat. The Bislett Games in Oslo had THREE 10K's--and the customers loved it. (In Scandinavia, they go to the concession stands during the sprints.)

They do something else different, too. They fill the stadiums for track meets. Of the three GP meets we saw--Helsinki, Stockholm, and Oslo--only Helsinki had any empty seats and Helsinki has a 49,000-seat stadium (temporarily cut to about 35,000 by remodeling) which was probably two-thirds full.

The sponsoring Dagens Nyheter newspaper sold out the 20,000 seats in Stockholm's ancient (1912) Olympic Stadium a week in advance. And in Oslo. . .

Bislett Stadium has a seating capacity of somewhere between 12 and 15,000. Something like 25,000 tickets were sold--and used.

What a ticket at Bislett entitles you to is a seat in a given row in a given section, unless it's for standing room, in which case it entitles you to stand anywhere in a given section. Meet management proceeds to sell approximately three tickets for every two seating spaces and two tickets for every standing space.

Enter the "crammers"--large citizens who stand on the track and motion at regular intervals for the sardines, uh, make that spectators, to squeeze together. Or as the English-speaking "crammer" in our section said cheerfully (and continuously), "Get to know your neighbor better!" Even if your neighbor is your wife (mine was), you don't want to get to know her THAT well. At least in public.

As mentioned earlier, distance races were the feature events in the three meets. Not only did nobody walk out on the men's 10K at Oslo, the crowd kept up a continual roar.

Well they should have. The race went through 5K at a record pace (13:27.9), slowed down in the third quarter and then wound up in a trophy dash with the winner, Morocco's Khalid Skah, running the last 200 in 26.1 for a

total time of 27:23.29--in a "tactical" 10K.

Not at Oslo was Algerian (and former Riverside CC ace) Noureddine Morcelli, the star of the early summer circuit. At Helsinki, Morcelli had run a 1500 PR of 3:31.00. In a well-publicized record attempt, he ran "only" 3:31.01 at Stockholm; he was disappointed enough to hurl the winner's bouquet to the track when his time was announced.

He wasn't disheartened enough not to ask the Oslo promoters for a reported \$65,000 appearance fee. The Norwegians passed on that but the Bislett Dream Mile, even without Morcelli, produced the fastest mass finish in history with 12th place at 3:54.13.

It should be noted that most of the distance races were serious record attempts of one kind or another. Rabbits are routinely used. In one race, meet management didn't even bother to issue the designated pacesetter a number; they listed him in the program as "Hare." (IAAF rules? What IAAF rules?)

A couple of Californians were earning their summer keep as bunnies. TAC indoor 800 champ Ray Brown, who trains at Stanford, has been running the first 1000 meters of 1500 and mile races.

Matt Giusto, out of San Mateo High School (and Arizona), has an even more esoteric specialty. He takes over from the first pacemaker at the 2000 mark of 5K's and leads for the next kilometer.

It's an honorable occupation in Europe and reportedly pays well. Reputedly, there are bonuses if the rabbit hits a designated time target with additional bonuses if a world record is achieved. There weren't any at these meets but we saw world junior records for 5,000 at each of the three.

There were plenty of other Californians around, of course. Well known ones like Steve Scott and like Johnny Gray, who had a big 800 win over TAC champ Mark Everett at Oslo.

Also lesser known ones like Patty Blunk of San Diego and Buffy Rabbitt of UCI, who turned up in a 1500 B race at Oslo, Juliana

Yendork, who just missed her national high school record in the triple at Stockholm, and Doug Fraley, Fresno State's ex-NCAA champ, who vaulted in all three meets.

Doug didn't clear 18 feet in any of them (he did do 18-4 1/2 in London the next week) although he narrowly missed 18-0 1/2 in Stockholm and 18-2 1/2 in Oslo. He did better as a coach, helping training partner Greg Duplantis to a win at Stockholm and rousing his agent, Tom Jennings, to cry, "We're paying you to beat him, not coach him!" (Fraley vaults for Jennings' Pacific Coast Club; Duplantis doesn't.)

Mike Powell was there, too, winning the long jump impressively at Helsinki and Stockholm. He wasn't at Oslo; no men's long jump. European meet promoters don't feel obligated to put on a complete program.

The result: Helsinki's program was over in three hours. Stockholm's lasted four but the first hour and a half consisted of B and junior events.

Oslo ran a US-type program of 6 1/2 hours but the Grand Prix events were crammed into the last three hours. (The first half of the meet included things like the women's 10K B race and--I am not making this up--the Norwegian youth snowball throwing championships.)

Like most European meets, these were well-run. Announcing was multilingual with periodic English reports; rotating electric scoreboards were provided for each field event. Helsinki and Stockholm also had Olympic-type giant scoreboards; when Oslo didn't, it was a jarring omission.

Another surprise was the fact that pole vault and high jump runways overlapped in all three locations, causing delays in both events, which invariably started early and finished late. The cross-traffic also appeared to contribute to sub-standard vertical jump marks.

But they must be doing something right. Look at the crowds.

Now about that fjord trip on the expense account. . .

SoCAL DIARY

By Bill Minarik

Collegiate X-C Preview

PAC-10 Men:

Oregon's depth appears to be sufficient to keep it ahead of Arizona's front line strength this year. Washington State has some primo front line performers, however it's depth is so questionable that any place between 1st and last is no surprise. UCLA is still one year away from causing the leaders any concern, while USC will score a moral victory everytime they can field a full team.

- | | |
|---------------------|------------------|
| 1. Oregon | 6. California |
| 2. Arizona | 7. UCLA |
| 3. Washington State | 8. Arizona State |
| 4. Washington | 9. USC |
| 5. Stanford | |

PAC-10 Women:

Oregon will prevail again, but by a much bigger margin than last year's. Otherwise, there appears nothing that would cause much of a change to last years order of finish.

- | | |
|---------------------|------------------|
| 1. Oregon | 6. UCLA |
| 2. Washington State | 7. Stanford |
| 3. Washington | 8. Arizona State |
| 4. Arizona | 9. USC |
| 5. California | |

Big West Men:

Irvine should be able to continue it's domination here, edging out Fresno State (who moves to the WAC in 1992). UCSB had to run over their heads to come as close as they did last year and is unlikely to duplicate that effort again.

- | | |
|---------------------|---------------------|
| 1. UC Irvine | 5. UC Santa Barbara |
| 2. Fresno State | 6. C/S Fullerton |
| 3. Utah State | 7. Nev. Las Vegas |
| 4. Long Beach State | |

Big West Women:

UC Irvine should win this one in spite of a significant graduation loss.

- | | |
|---------------------|---------------------|
| 1. UC Irvine | 5. Utah State |
| 2. Fresno State | 6. UC Santa Barbara |
| 3. Long Beach State | 7. Nev. Las Vegas |
| 4. C/S Fullerton | |

CCAA Men:

Despite Cal Poly Pomona's surprising performance last season, I can only give the Bronco's 3rd this year behind perennial titlist Cal Poly SLO with UC Riverside in the 2nd place.

- | | |
|--------------------|--------------------|
| 1. Cal Poly SLO | 4. Cal State LA |
| 2. UC Riverside | 5. C/S Bakersfield |
| 3. Cal Poly Pomona | 6. Chapman |

CCAA Women:

CPSLO continues to have a firm grip on things here with Cal State L.A. solidly in 2nd.

- | | |
|--------------------|--------------------|
| 1. Cal Poly SLO | 4. C/S Bakersfield |
| 2. C/S Los Angeles | 5. UC Riverside |
| 3. Cal Poly Pomona | 6. Chapman |

SCIAC Men:

Oxy has the front line strength to duplicate last year's runaway providing they stay injury free. Pomona-Pitzer should be tough enough for 2nd.

- | | |
|-------------------|-------------|
| 1. Oxy | 5. Cal Tech |
| 2. Pomona-Pitzer | 6. Redlands |
| 3. Claremont-Mudd | 7. La Verne |
| 4. Whittier | |

SCIAC Women:

This race should again turn out to be a dual meet between Oxy and Pomona-Pitzer with the Bengals having the front line people to pull it out.

- | | |
|-------------------|-------------|
| 1. Oxy | 5. Cal Tech |
| 2. Pomona-Pitzer | 6. Whittier |
| 3. Claremont-Mudd | 7. La Verne |
| 4. Redlands | |

Community College Men:

Long Beach CC's returners from last year's State Champs make them a clear favorite for another SoCal title. Conference foes El Camino and Mt. SAC appear on paper to be the top challengers. Riverside could be tough de-

pending on who Fred Banks brings back from his Safari. Glendale could challenge the frontrunners if their thin but potent crew stays intact.

- | | |
|---------------|--------------|
| 1. Long Beach | 4. Riverside |
| 2. El Camino | 5. Glendale |
| 3. Mt. SAC | |

Community College Women:

El Camino is still the class of the SoCal field, however Riverside should make it close with Mt. SAC close behind.

- | | |
|--------------|-----------------|
| 1. El Camino | 4. Moorpark |
| 2. Riverside | 5. Orange Coast |
| 3. Mt. SAC | |

NAIA District III Men:

Even though PLNC loses a little more to graduation than FPC, the Lancers will be hard to beat. FPC, with plenty of back-up behind defending individual champion Jason Lindholm, are the only ones who have a serious chance to knock off PLNC for the trip to Kenosha, Wisconsin.

- | | |
|-------------------|-----------------------|
| 1. Pt. Loma | 5. Westmont |
| 2. Fresno Pacific | 6. S.C.C. |
| 3. Azusa Pacific | 7. Christ/Irvine |
| 4. Biola | 8. Christian Heritage |

NAIA District III Women:

With the return of a healthy Michelle Lubinski added to last year's depth, the Warriors are in the driver's seat. Don't count out solid Pt. Loma and Azusa squads, and watch for new stars and more depth from SCC and Mt. St. Mary's and Christ College/Irvine.

- | | |
|------------------|-----------------------|
| 1. Westmont | 5. S.C.C. |
| 2. Pt. Loma | 6. Mt. St. Mary's |
| 3. Azusa Pacific | 7. Christ/Irvine |
| 4. Biola | 8. Christian Heritage |

PROFILE

By David Kiefer

BERT BONANNO

In an era when major American track and field meets are dropping out of sight, Bert Bonanno has found a way to keep his smack dab in the public eye.

The formula is simple: Have a meet that's dynamic, yet consistent. And make sure the athletes and sponsors are treated well enough to want to come back.

In 1977, Bonanno, now athletic director and assistant dean at San Jose City College, created the Bruce Jenner Classic and it was an instant hit. The meet's early years coincided with the golden age of the sport's popularity in this country and three world-records in the 110-meter high hurdles by Renaldo Nehemiah were its crowning achievements.

As the interest in track and field wanes nationally, however, the Jenner Classic has continued to thrive. It's an event that, for at least one day, brings the sport to the front page of the local sports sections.

A standing-room-only crowd of 13,500 at SJCC and 1 million viewers on TBS watched

For example, an event such as the shot put is an afterthought at most meets, not a drawing card. Bonanno, however, took advantage of the wealth of world-class shot-putters in the San Jose area and gave them top billing.

He scheduled the event for the heart of the meet and had no other events scheduled at the same time. Therefore, the crowd was able to focus on it and discover that the shot put can have as much drama and excitement as the 100 meters.

"The shot putters know they'll be taken care of at the Jenner," he said.

This year, he made celebrities of the multi-event athletes that don't often experience the spotlight in an invitational meet. Dave Johnson won a mini-decathlon and Jackie Joyner-Kersey took a mini-heptathlon title.

"When you see the press jump on something like that, you know you've hit on something that people like," he said.

Though Bonanno grew with the meet, he was not ignorant of the task at hand when he

Through his rapport with local companies, Bonanno was able to land Symantec as the major sponsor for the 1991 Jenner meet. Symantec, a major producer of personal computer software based in nearby Cupertino, had never had a previous business relationship with track and field before.

"We sit down with our sponsors after the meet and ask basic questions, such as, 'Were you happy with your investment?'" Bonanno said. "It's important for the sponsors to walk away with a good feeling."

Not to mention the athletes.

In the meet's formative years, Don Quarrie, the Jamaican Olympic gold medalist in the 200 at Montreal, sent Bonanno a "thank you" card after participating in the Jenner Classic. As much as the outstanding performances, that remains as one of Bonanno's personal meet highlights.

Through the positive words in the track community by respected athletes such as Quarrie, the Jenner meet has become perhaps the finest invitational in the country and one of only two Grand Prix meets held in the U.S.

While major indoor and outdoor meets in the state and across the nation have died off in the past few years, the Jenner continues to thrive. They're are several reasons for a meet to fail.

"Perhaps they made too many promises to athletes that they couldn't keep," Bonanno said. "The dates may have been wrong. Maybe the sponsorship fell through.

"The key is being able to adjust to problems, not only after a meet, but during it. Don't get stubborn or you'll compound it. There's not one answer to the failure of a meet, it's a complex combination of facts that cause it. You have to ask yourself, 'Why didn't they watch it?'"

He described a lack of a knowledgeable press as one problem the sport has had to overcome.

"There's a whole new gamut of sportswriters out there that don't have a feel for what's

"The key is being able to adjust to problems, not only after a meet, but during it."

Mary Slaney edge PattiSue Plumer in 4:04.92 in the women's 1500; Leroy Burrell blaze to a 20.02 in winning the men's 200; and Mike Buncic toss the discus 220-1.

But it's more than performance that brings the interest—it's innovation.

"You have to look what's going to draw fans," Bonanno said. "It's very important to be dynamic and creative. You have to show people that this is where you want to be on a Saturday afternoon."

began. He assisted Bud Winter at San Jose State for three years, was the national team coach of Mexico in the mid-1960's and led Peru during the 1972 Olympics.

He was a guest lecturer at the University of Vancouver, B.C., and one of his topics was "Promotion of Sports in the U.S." In 1965, he began working independently as a TV network liaison with various events and established strong ties with major advertisers that has continued to help him today.

continued next page...

going on in the sport," he said. "And consequently, track and field is relegated to the back page. Unless, there's a world record, there's no coverage.

"Someone's made a decision, as far as the press is concerned, that track is not important. We need to deal with that and change the focus from the negativity."

Few Bay Area newspapers have a track and field beat writer, but that hasn't slowed down the Bruce Jenner Classic.

Bonanno has not only continued the production of a fine meet, but has provided a model for meet directors around the country to follow.

But perhaps more importantly, Bonanno has shown the rest of the world that Americans don't loathe track and field—they're ready to embrace it.



Sports History - Organization, Teams, Etc.

Bert S. Bonanno, Assist. Dean San Jose City College

1958-1960 Assistant Track and Field Coach, San Jose State U.
Head Freshman Track and Field Coach, San Jose State U.

1958-1959 Freshman Team chosen Dual Meet Champions - U.S.A.
3 year record at San Jose State U -- 31 wins/0 losses.

1962-1968 Olympic and National Coach of Mexico.
Helped to coordinate and design the Master Plan for the pre-Olympics in '64, '65, '66, '67.

1963 Guest lecturer at the University of Vancouver
Topics included: "Promotion of Sports in the U.S."

1965-Present Television liaison with NBC, ABC, TBS for various events.
Strong contacts with major advertisers, such as: Minolta, Anheuser Busch, Coca Cola, Continental Airlines, adidas, Nike, etc.

1968-Present San Jose City College Track and Field Coach from 1969 to 1976.
Athletic Director 1977 to present.
Chosen: CA Community College Coach of the Year, 1975.
Track and Field Team won State Championships, 1975, 1976.

1970

1972

1972-Present

1976

1977

1980

1982

1984 & 1977

1975

1985

1986

1989

Overall Dual Meet Track Record: 171 wins/13 losses.

Chosen by the U.S. States Department to prepare the country for the Simon Bolivar Games in Venezuela.

Chosen by the Peruvian government to be the Track and Field Coach for the Munich Olympic Games.

Associated with Bruce Jenner as advisor.

Chosen by the U.S. Athletic Congress to be Assistant Track and Field Coach- USA vs Russia.

Creative force behind the development of the Bruce Jenner Classic International Track and Field Meet. No. 1 outdoor meet in the U.S.A.

Selected by the Athletic Congress of the USA to be the Coach of the American Team in the Pacific Conference Games in New Zealand, January 1981.

Distinguished Alumni Award -- San Jose State University (One of 25 throughout the U.S.).

Director of the USA Track and Field Championships in San Jose.

Originator of the *Mercury News* 10K Road Race in conjunction with Tony Ritter.

Organized international track and field in Port-of-Spain, Trinidad-Tobago.

Selected by The Athletic Congress of the U.S. to be the Manager of the USA Team in Great Britain (New Castle, England).

Selected by The Athletic Congress of the United States to be the Head Manager in the World Indoor Championships in Budapest, Hungary and USA versus the Soviet Union and Great Britain in Glasgow, Scotland.

PREP NOTES

By KEITH CONNING

■ Northern California Cross Country Results Wanted:

Please send Northern California high school cross country results to Keith Conning, 2235 Browning Street, Berkeley, CA. 94702-1823.

Bill Cockerham, the Editor & Publisher of *California Track News*, has moved up the deadline for submitting stories and results to the magazine. In the past he wanted my Prep Notes and results by the middle of the month before an issue date. Now he wants my contributions a full month ahead, so that he can publish the magazine in a more timely manner.

I have to send my Prep Notes and results to Fresno by October 1, for the combined November/December issue.

Therefore, results of October and November meets will appear in the January issue.

■ Nicole Teter places 2nd at Jr. Pan-Am Games:

From Scott Fairley, West Valley Track Coach, Aug. 3).

Nicole Teter (West Valley High School, Cottonwood), the State Meet 800 meters champion, placed second in the 800 meters at the Jr. Pan-Am Games held July 19 in Kingston, Jamaica. Her time of 2:06.0 (she was not give the FAT) was less than 1/2 second off her PR in spite of having to run trials (2:12) the day before. Inez Turner of Jamaica (3 time Penn Relays high school athlete of the meet) placed first in 2:04.??

Teter will be rooming with Deena Drossin (Agoura) at Arkansas.

■ Mike Marsh and Danny Harris:

Associated Press.

August 8. Weltklasse Meet, Zurich, Switzerland--For 11 months, something wasn't quite right in the world of United States relay racing.

A blazing anchor leg by Carl Lewis helped change that Wednesday as the United States brought the 400-meter relay world record home in 37.67 seconds.

But, arguably, the star of the meet was Zambia's Samuel Matete, with a near record in the 400 hurdles.

Lewis, Leroy Burrell, Mike Marsh (Hawthorne High School 1985) and Dennis Mitchell were fired up in the relay by France's European champion team. The French shared the record with virtually the same United States lineup since a meet in Monaco last Saturday.

"All America, no French," chanted Lewis, who's blistering anchor leg sealed the mark. No split times were available.

The Americans, longstanding standard-bearers in the 400-relay, were relegated to second-best last September, when the French team of Max Moriniere, Daniel San-



MIKE MARSH

Fine Flicks by Don Gosney

gouma, Jean-Charles Touabal, and Bruno Marie-Rose clocked 37.79. At Monaco, France dropped out after a bad baton change when

the Santa Monica Track Club foursome of Marsh, Burrell, Floyd Heard, and Lewis tied their mark.

The French gave it a gallant try in Zurich Wednesday, finishing second in 38.39.

In the 400 hurdles, Matete powered past United States champion Danny Harris (Perris High School 1983) in the final stretch to win in 47.10--the second-fastest time ever behind Edwin Moses' 8-year-old world record of 47.02.

"When I saw Harris slowing down, I knew I would get him," said the 23-year-old Matete. "I'm not really surprised because I've been running well, but I didn't think I would get close to the record.

"Now I'm confident I can run under 47.02." Harris, who won last year in 47.86, was runner-up at 47.64.

Harris' lifetime best of 47.48 was run in 1987.

Matete's victory was his second in five days over Harris, who dominated the event last season--except for the Grand Prix final, where Matete snapped his 14-race unbeaten streak.

Moses, a now-retired two-time Olympic champion, set the world mark August 31, 1983 at Koblenz, Germany.

(Prep Editor: The preceding article appeared in the *San Francisco Examiner* on August 8.)

■ Mike Marsh (Hawthorne High School 1985):

Mike Marsh ran 10.6 and 20.82 in high school in 1985.

At UCLA he had bests of 10.07 in 1989 and 20.35 in 1988.

In 1989 he was ranked eighth in the world in the 100 meters and sixth in the United States.

■ Henry Thomas (Hawthorne High School 1985) jailed:

Los Angeles--Former UCLA sprinter Henry Thomas is in jail and awaiting trial on charges of robbery, kidnap and accessory to rape.

continued next page...

PREP NOTES

Thomas, who graduated from high school in 1985 with the fastest recorded sprint times in California high school history, has pleaded innocent to seven counts stemming from an alleged robbery and assault in June, according to Los Angeles County public defender Laura Green.

Thomas, of Long Beach, is being held at the Los Angeles County Jail in lieu of \$265,000 bail. A request for bail reduction was denied by Municipal Judge Elva Sloper, Green said.

The former track star and another man are accused of robbing a couple in the parking lot of a Los Angeles fast-food restaurant.

The woman's boyfriend said he was tied up and put in a car trunk but escaped later. The woman also managed to escape.

Thomas is scheduled to appear in Los Angeles Superior Court on August 20 for pretrial motions. The other suspect has not been arrested.

(Prep Editor: The preceding item appeared in the *San Francisco Examiner* on August 10.)

■ Steroids Pose Hazards for Teens:

The Baltimore Evening Sun.

The public commonly associates steroid use with big-time athletics. But the drugs may be even more of a menace to teenagers. Here is why:

The synthetic hormones can stunt a young person's growth by prematurely closing the ends of the long bones in the skeleton. That means that a 5-foot-7-inch, 15-year-old high school freshman who uses steroids "might get bigger but won't get any taller," a Baltimore physician says.

Nationally, nearly 7 percent of all boys try steroids before the end of high school, according to a 1988 study by Professors Charles Yesalis and William Buckley of Penn State University. The estimate comes from a poll of 3,400 seniors in 46 public and private schools across the United States.

Abusers of steroids do it to improve appearance or to excel at sports, Yesalis says. "Parents, teachers and coaches (make boys believe) that to be an ideal male you need to have these muscles. They say: You can't play games to have fun; you play games to win."


Such attitudes put many high school athletes at high risk of becoming abusers of steroids, Mike Gimbel, director of the Baltimore County Office of Substance Abuse, says.

"For these athletes, the pressure to perform is incredible," he says. "It was inevitable that it would seep down to the high school level."

(Prep Editor: The preceding article appeared in the *Oakland Tribune* on August 21.)

■ Mike Powell Sets World Long Jump Record:

August 31. Tokyo--Mike Powell (Edgewood High School, West Covina 1981) set a new world record in the long jump of 29-4 1/2 at the World Track and Field Championships. The old record of 29-2 1/2 was set by Bob Beamon at Mexico in 1968. It was the longest standing world record.



MIKE POWELL

Photo by Kirby Lee

Beamon's record was set at 7,375-foot altitude with an aiding wind of 2.0 meters per second. Whereas, Powell's was made at sea level with an aiding win of 0.3 meters per second.

"The lowered air resistance at high altitudes produces better marks in the long jump." (*Track & Field News'* Little Blue Book).

In high school Powell was a high jumper and basketball player. He placed second in the 1981 State Meet high jump at 7-0. Maurice Crumby (Balboa, San Francisco) won the event at 7-0 on fewer misses.

Powell was born in Philadelphia on November 10, 1963. Thus, he was only four-years-old when Beamon set his record.

BOOKS...

FROM CTN

- Basic Track & Field Biomechanics -- \$11.50**
Tom Ecker. 1985. 208 pgs. Illustrated.
- Ed Fern's Flight School -- \$8.50**
Ed Fern. 72 pgs. Illustrated.
- Getting Started in Track & Field -- \$6.50**
A Coaching Manual. R. S. Parker. 1976. 128pgs. Illustrated.
- High School Cross Country -- \$6.50**
Joseph McLaughlin. 1983. 96 pgs. Illustrated.
- How High School Runners Train -- \$5.00**
ed. by Frank P. Calore. 2nd ed. 1982, 128pgs. Illustrated.
- Peak When It Counts: Periodization for American T&F -- \$12.00**
William H. Freeman. 1969. 111 pgs. Illus.
- Competitive Edge -- \$10.00**
Rich Elliott. 193 pp.
- The Throws Manual--\$15.00**
Kevin McGill & George Dunn, Jr. 153 pgs.
- The Hurdles -- \$13.50**
- TAC T&F Coaching Manual -- \$16.00**

✉ **TO ORDER --** Send in this form, or listing of books requested, along with your check to: CTN, 4957 E. Heaton, Fresno, CA 93727.

Name _____

Address _____

City/State/Zip _____

Be sure to include postage/handling fees.

For orders:

—under \$10, add \$1.75

—\$10 to \$20, add \$2.95

—\$20 or more, add 14%

Please allow 4-6 weeks for delivery.

Thank you.

PREP NOTES

California Summer Track & Field Action WRAP-UP

From DOUG SPECK

U.S. Junior International Meet - Spokane, Washington

July 5-6

Men-

3000m Steeplechase--4. Guerrini (U.S./Santa Rosa HS) 9:39.78.
HJ--2. Thomas (U.S./Long Beach CC) 7-0 3/4.
SP--2. Godina (U.S./UCLA) 54-9 1/2, 3. Hodel (U.S./UCLA/former Don Lugo HS, Chino) 54-1.
DT--1. Godina 179-7...3. Hodel 162-4.
Hammer--1. McMahon (U.S./Georgetown Univ/former Bellarmine Prep, San Jose) 210-4 (U.S. Junior Record).

Women-

400m--2. Dooley (U.S./Fresno St Univ/former Bret Harte HS, Altaville) 54.54.
800m--3. Teter (U.S./West Valley HS, Cottonwood) 2:13.38.
1500m--2. Spies (U.S./Livermore HS) 4:32.24.
3000m--4. Harvey (U.S./Antelope Valley JC/former Paraclete HS, Lancaster) 10:07.01.
100mHH--2. Stewart (U.S./Univ Nebraska/former Yuba City HS) 13.84, 3. Missick (U.S./Fresno St Univ) 14.02.
4x400m RE--1. U.S. Pan Am Team 3:37.82 (Dooley 54.6), 2. U.S. Eight Nations Team (Dring (Mt. Carmel HS, San Diego) 3rd leg 55.2) 3:42.60.
SP--1. Dumble (U.S./UCLA/former Bakersfield HS) 50-8 1/4...4. Hilaire (U.S./Pittsburg HS) 44-4 1/4.
DT--1. Dumble 167-1...3. Powell (U.S./Downey HS, Modesto) 144-4. Jav--3. Powell 128-9.

U.S. Junior International Meet - Tallahassee, Florida

July 5-6

Men-

SP--1. Godina (U.S./UCLA) 57-11.
DT--1. Godina (U.S./UCLA) 183-5.
HT--1. McMahon (U.S./Georgetown Univ/former Bellarmine Prep, San Jose) 190-10.

Women-

400m--2. Dooley (U.S./Fresno St Univ/former Bret Harte HS, Altaville) 54.44.
800m--1. Teter (U.S./West Valley HS, Cottonwood) 2:05.61...3. Spies (U.S./Livermore HS) 2:07.25.
100mHH--2. Stewart (U.S./Univ of Nebraska/former Yuba City HS) 14.00.
SP--1. Dumble (U.S./UCLA/former Bakersfield HS) 52-9 1/4.
DT--1. Dumble 171-8.

Eight Nations Junior Invitational--Salamanca, Spain

July 18-20

Men-

100m--2. Lawyer (USA/Boise St Univ/former Santa Barbara HS) 10.35w (+3.3 mps wind)
4x100m--1. USA (Lawyer, Stafford, Burrell, Badie) 39.87.
HJ--5. Thomas (USA/Long Beach CC) 7-0 1/4

HT--7. Hodel (USA/UCLA/former Don Lugo HS, Chino) 172-10. Scoring: 1. USSR 136, 2. France 101, 3. Italy 96, 4. Great Britain 95, 5. USA 86.

Women-

200m--4. Bradfield (USA/Dominguez HS, Compton) 24.51w (+2.5 mps)
800m--1. Toney (USA/Arizona St Univ/former Atascadero HS) 2:07.40.
4x400m--1. Russia 3:35.44, 2. USA (Williams, New-some, Dring (Mt. Carmel HS, San Diego), Ashton) 3:37.37.
100mH--7. Missick (USA/Fresno St Univ) 18.36 (fell while leading)
SP--6. Hilaire (USA/Pittsburg HS) 43-8 3/4.
DT--4. Powell (USA/Downey HS, Modesto) 141-8. Scoring: 1. USSR 124, 2. Great Britain 104, 3. France 81, 4. USA 80.

Pan American Junior Championships - Kingston, Jamaica

July

Men-

100m--1. Green (San Diego CC/former San Diego HS) 10.19w
4x100m--1. USA (Gaskin-Green (San Diego CC)-Abdallah-Bronson) 39.47.
PV--2. Cox (USA/Hoover HS, Fresno) 15-5.

Women

800m--2. Teter (USA/West Valley HS, Cottonwood) 2:06.34.
1500m--2. Spies (USA/Livermore HS) 4:25.16.
10,000m--2. Harvey (USA/Antelope Valley HS/former Paraclete HS, Lancaster) 36:04.33.
4x400m--2. USA 3:34.43 (Jones, Dooley (Fresno St Univ/former Bret Harte HS, Altaville), Long, Porter)
SP--2. Dumble (USA/UCLA/former Bakersfield HS)
DT--1. Dumble 171-11.
Medal Totals: USA 34, Cuba 27, Canada 18.

1991 Junior Olympics Track & Field Championships - Fetzer Stadium, University of North Carolina, Chapel Hill.

7/23-28

California Placers among top six in Finals

Bantam Boys (10 & under)

100m--1. Richard Washington (Inglewood) 12.73 (National Record) (0.0 wind reading).
200m--3. R. Washington 26.52 (wind +0.3 meters per second), 4. A. Archibong 27.33.
400m--1. Aniekian Archibong (Pasadena) 60.42.
HJ--4. Curtis Carter (Bakersfield) 4-3 1/2, 5. (tie) Scott Peters (Reedley) & Nathan Raines (West Hills) 4-1 1/2.
SP--2. Brad Kessler (Atwater) 28-4 1/4.
Triathlon--4. Nathan Raines (West Hills) 614, 5. Scott Carlton (La Verne) 613.

Midget Boys (11-12)

100m--2. Brice Montgomery (Compton) 12.37

(0.0)...4. Patrick McCall (Carson) 12.56.
200m--1. William Moore (Highland Park) 24.44 (0.0)...5. B. Montgomery 24.92, 6. P. McCall 25.54.
400m--1. W. Moore 53.06.
800m--1. Benjamin Maldonado (Avenal) 2:13.33.
1500m--1. Benjamin Maldonado 4:37.56...6. Trino Tamayo (Avenal) 4:51.24.
3000m--2. Benjamin Maldonado 10:01.92...7. Steven Barrus (Clovis, Ca) 10:23.97.
80M Hurdles--1. Sharif Paxton (L.A.) 12.23 (National Record) (wind +0.8).
4x100m Re--1. L.A. Jets 49.51
4x400m Re--5. L.A. Jets 4:07.34.
HJ--2. Clinte Motley (Pasadena) 5-5 3/4.
LJ--1. Marques Anderson (Long Beach) 17-9 (nwi) ...4. Clinte Motley (Pasadena) 17-0 1/4.
SP--3. Ryan Beckenhauer (Reedley) 41-3 3/4...5. Noe Corrales (Del Ray) 40-0 1/2.
Discus--2. Jeff Beadle (Bakersfield) 108-7, 3. Ryan Beckenhauer 106-3...6. Mike Rexroth (Bakersfield) 101-9.
Pentathlon--2. Clinte Motley (Pasadena) 2840, 3. Lonny Carr (La Verne) 2626.

Youth Boys (13-14)

100m--4. Steve Wofford (Bakersfield) 11.41. (+1.1)
200m--5. Wofford 23.19 (+0.2)
400m--4. David Davis (Ridgecrest) 51.05.
1500m--1. Jason Balkman (Saratoga) 4:12.07.
3000m Racewalk--1. Jose Cabrera (Avenal) 15:40.73.
4x100m--2. Fresh Flash (Bakersfield) 44.51.
4x400m--2. Fresh Flash (Bakersfield) 3:29.35.
TJ--2. Christopher McAlister (Pasadena) 40-4 1/4. nwi.
Pentathlon--4. Clayton Kilbarger (Anaheim) 2727.

Intermediate Boys (15-16)

100m--2. Jarron Turner (San Jose, Ca) 10.93 (0.0), 3. Rahaun Horn (L.A.) 11.00.
200m--1. Jarron Turner 22.00 (+0.5)...3. Rahaun Horn 22.34.
800m--1. Vondre Armour (Bakersfield) 1:54.46, 2. Adrian Garcia (Fresno) 1:55.69.
1500m--2. Darren Holman (Sonora) 4:06.65.
110mHH--4. Drue Powell (L.A.) 14.94 (0.0)
3000m Walk--2. Justin Marujo (Temecula) 14:33.06...6. Juan Plascencia (Avenal) 16:32.76.
4x100m RE--6. San Francisco Senators TC 43.58.

Young Men (17-18)

100m--3. Ato Boldon (San Jose) 10.69 (0.0)
200m--1. Boldon 21.12 (+0.3)
400m--4. Derek Shephard (San Francisco) 47.75.
2000m Steeplechase--1. Steven Guerrini (Santa Rosa) 6:01.35.
3000m Walk--2. Joseph Sheppard (San Jose) 14:21.03.
4x100m R--3. San Francisco Senators 41.25.
HJ--1. David Bass (Chowchilla) 7-0 1/2.
SP--1. Lance Johnson (Clovis) 55-0.
Decathlon--2. Alonzo Arreola (Visalia) 6156.

Bantam Girls (10 & under)

100m--4. Stewart (Highland) 14.25 (+0.4)
200m--2. Jini Hogg (San Francisco) 28.31 (+0.4)...6. Racquel Johnson (L.A.) 29.51.
400m--6. Racquel Johnson (L.A.) 66.64.
800m--6. Angelina Martinez (Stockton) 2:37.04.
1500m--2. Regina Martinez (Stockton) 5:18.92, 3. Angelina Martinez 5:23.32, 4. Uteterson (Westlake Village) 5:23.90.
1500m Racewalk--1. Dori Cracchiolo (Huntington

continued next page...

PREP NOTES

Beach) 7:58.48.
 4x100m-1. Billy Hutton TC (San Francisco) 56.25...4.
 So Cal Cheetahs (Ontario) 58.09.
 4x400m-1. Billy Hutton TC 4:32.38...5. Valley Eagles (Woodland Hills) 4:40.45.
 HJ-2. Alyssa Mulholland (Orange Grove) 3-11 1/4...4.
 Sharon Mejia (Huntington Beach) 3-9 1/4.
 Triathlon-2. Teresa Henderson (L.A.) 1288.

Midget Girls (11-12)

100m-3. Angela Williams (Ontario) 12.30 (0.0)
 200m-3. A. Williams 25.35 (0.0)...5. Myleik Teele (Inglewood) 26.62.
 800m-1. Minisha Myers (L.A.) 2:24.15...3. Regina Caruthers (Inglewood) 2:24.53.
 1500m-6. Sarah Ellis (Altadena, Ca) 5:09.12.
 4x100m Re-2. So Cal Sports Club (Inglewood, Ca) 51.49...6. West Valley Eagles 53.44.
 4x400m-3. L.A. Jets 4:09.90.
 HJ-4. Stephanie Lewis (Reedley) 4-11, 5. Liz Giltner (Canoga Park) 4-9, 6. Tayyiba Haneef (Laguna Hills) 4-9.
 LJ-3. Kintina Hickey (Simi Valley) 15-7 nwi...6. Elbony Grayson (Panorama) 14-10 nwi.
 SP-2. Kintina Hickey 36-11 1/2...6. Nikole Johns (Bakersfield) 33-3.
 Pentathlon-3. Jaclyn Stamps (L.A.) 2473...6. Tayyiba Haneef (Laguna Hills) 2365.

Youth Girls (13-14)

100m-1. Andrea Anderson (Long Beach) 12.04 (+0.8)...5. Heather Sumpter (Altadena) 12.37.
 200m-1. A. Anderson 24.44 (+0.2)...4. Aminah Haddad (Inglewood) 25.05.
 400m-2. Kelli Davis (L.A.) 56.43...7. Lisa Lee (Pasadena) 57.85, 8. Kamaila Williams (San Francisco) 58.13.
 800m-2. Kristie Johnson (Fresno) 2:14.52...4. Barbara Boisvert (Mission Viejo) 2:17.26.
 1500m-3. Barbara Boisvert 4:55.39...6. Shaluinn Fullove (Canoga Park) 4:57.99...8. Sarene Hidalgo (Fresno) 5:04.63.
 3000m-2. Shaluinn Fullova (Canoga Park) 10:42.09.
 100mH-3. Tonia Broden (Daly City) 14.67 (+0.6)...6. Kelly Moten (Altadena) 14.99. (Broden Youth Girls National Record of 14.58 (wind +0.4) in Prelims).
 4x100m Re-2. Fast Action TC (Long Beach) 48.43...5. Pasadena Running Roses 48.59.
 4x400m Re-2. Fast Action TC (Long Beach) 3:53.06...4. L.A. Jets 3:58.77, 5. Pasadena Running Roses 3:58.73.
 4x800m-2. L.A. Jets 9:48.24, 3. Rising Stars (Reedley) 9:49.03.
 LJ-1. Pamela Simpson (Inglewood) 18-5 3/4 (wind ok).
 TJ-2. Jennifer Test (Altaville) 36-2 1/4 (wind ok)
 DT-6. Erica Lipke (Bakersfield) 102-10.
 Jav-2. Nicole Barton (Pleasant Hill) 104-1...5. Marie Philman (Huntington Beach) 84-10.

Intermediate Girls (15-16)

200m-4. LaShawn Stringer (L.A.) 24.72 (+0.5).
 400m-1. LaShawn Stringer (Los Angeles) 54.97...3. Kamara Mayberry (L.A.) 55.38.
 800m-2. Kamara Mayberry 2:14.86...4. Joronda White (L.A.) 2:16.94...6. Shalynn Carr (La Verne) 2:17.81.
 100m Hurdles-2. Bisa Grant (Oakland) 14.75 (+0.7)...6. Sanoma Nixon (L.A.) 15.06.
 4x100m Re-1. West Coast Express, L.A. (Ursula Watson, Tai-Ne Gibson, LaPorche Grant, Cevetra Mitchell) 47.25.

4x400m Re-2. L.A. Jets 3:44.96.
 4x800m Re-1. L.A. Jets 9:31.67.
 HJ-2. Danielle Boswell (Clovis) 5-7 3/4.
 TJ-5. Christine Sherwood (Watsonville) 37-0 1/4 (+0.4).
 DT-5. Monica Sullivan (Watsonville) 119-7.

Young Women (17-18)

3000m Walk-3. Danielle Kirk (Bell Canyon) 17:20.50.
 4x100m RE-6. Track West (San Jose) 48.13.
 LJ-6. Kayla Montgomery (Fresno) 18-4 1/2 nwi.
 TJ-2. Kayla Montgomery 39-6 (0.0)
 SP-5. Myra Smith (La Puente) 41-7 1/4.
 Javelin-3. Myra Smith (La Puente) 119-10.

Track City International Classic - Eugene, Oregon

7/31 -

Young Men Division (17-18 years old)

100m (H-1) 1. Damon Butler (FFTC/Tulare HS) 10.4 (no wind information), 2. Ato Boldon (San Francisco Senators Track Club/Piedmont Hills HS) 10.7 (SF-1)
 1. Frank Madu (SFSTC/McAteer HS, San Francisco) 10.62w (wind +2.08 mps), DeFroe (FFTC/Tulare HS) 10.63w, Pennywell (SFSTC/Mt. Pleasant HS, San Jose) 10.64w, Sykes (FFTC/Bullard HS, Fresno) 10.66w. (Finals) 1. Boldon 10.55 (+1.60), Butler 10.59, 3. Pennywell 10.85, 4. DeFroe 10.98.
 200m (SF-1) Boldon 21.73 (+1.73). (Fi) 1. Boldon 21.50w (+2.49)...3. Pennywell 22.52.

Intermediate Men (15-16)

100m (H-1) 1. Turner (SFSTC/Mt. Pleasant HS, San Jose) 10.6 (nwi). (SF-1) 1. Turner 10.80w (+2.56). (Fi) 1. Turner 10.76w (+3.50)
 200m (H-1) 1. Turner 21.71 (wind okay).

Young Women Division (17-18)

100m (H-1) 1. Lesa Parker (SFSTC/Bishop O'Dowd HS, Oakland) 12.01w (+2.75)...3. Cherise Ellison (SFSTC/Mt. Pleasant HS, San Jose) 12.23w.
 200m (H-1) 1. L. Parker 24.51w (+3.82)...4. C. Ellison 25.46w, 5. Aisha Tanner (SFSTC/Holy Names HS, Oakland) 26.04w.

Intermediate Women (15-16)

100m (H-2) 1. Taquisha Hadne (SFSTC/?? HS) 11.8 (wind okay). (H-3) 1. Bisa Grant (SFSTC/Bishop O'Dowd HS, Oakland) 11.8 (wind okay), 2. Taryn Tarver (ARR/former Santa Clara HS, Oxnard, now running for Benson Tech HS, Portland, Or--helped lead team to State Track Championship) 12.0. (H-4) 1. Jamie Taylor (So Cal Cheetahs/Western Christian HS, Covina) 12.1 (wind okay). (SF-1) 1. Hadne 12.1 (wind okay), 2. J. Taylor 12.4. (SF-2) 1. B. Grant 12.0 (+.74), 2. Tarver 12.3. (Final) 1. B. Grant 11.97 (+1.76), 2. Tarver 12.13, 3. Hadne 12.14, 4. J. Taylor 12.36.
 200m (H-2) 1. Bisa Grant 24.79 nwi. (H-3) 1. Tarver 24.99 nwi. (SF-1) 1. B. Grant 25.24 (+.41). (SF-2) 1. Tarver 24.86 (+1.86) (Finals) 1. B. Grant 24.76w (+3.06)...3. Tarver 25.08w.
 100m Hurdles--(H-1) 1. B. Grant 15.05 nwi. (Final) 1. B. Grant 14.96 (+1.68).

Youth Girls (13-14)

100m--(H-3) 1. Sommer Washington (SFSTC/??)

12.3 nwi. (H-4) 2. Akilah Tanner (SFSTC/??) 12.2 nwi. (SF-1) 3. S. Washington 12.64 (+.99). (SF-2) 2. A. Tanner 12.28 (+1.65)
 (Finals) 3. A. Tanner 12.64 (+1.83)...5. S. Washington 12.69.
 200m--(H-4) 2. A. Tanner 26.29 nwi. (H-6) 1. S. Washington 26.30 nwi. (SF-1) 4. A. Tanner 26.27 nwi. (SF-2) 4. S. Washington 26.33 nwi (Finals) 5. A. Tanner 26.31w (+3.48), 6. S. Washington 26.33w.

AAU Junior Olympics - Tallahassee, Florida

August 4th

Californians among top six in Finals

Bantam Girls

200m--1. Aisha Margain (Pittsburg) 28.26. nwi
 400m--1. A. Margain 63.27.

Midget Girls

100m-3. Michelle Perry (Palmdale) 13.06 nwi.
 200m--1. M. Perry 26.56 nwi.
 400m--5. Sequoia Neff (Long Beach) 63.03.
 80m--Monica Guieb (El Centro) 2:25.89...6. Sequoia Neff 2:33.46.

Girls

100m--1. Andrea Anderson (Long Beach) 12.21 (nwi), 2. Aminah Haddad (Inglewood) 12.51...6. Sylvia Pieslak (Atherton) 12.82.
 200m--1. Andrea Anderson 24.86 nwi, 2. Haddad 25.13...6. Pieslak 26.01.
 400m--1. Sylvia Pieslak (Atherton) 57.41...4. Pam Simpson (Inglewood) 57.67.
 800m--3. Irene Hobbs (Atwater) 2:22.43, 4. Margaret Hall (Fountain Valley) 2:22.51.
 4x100m--1. Fast Action (L.A.) 48.47.
 4x400m--3. Fast Action 3:55.86.

Intermediate Girls

400m--3. Latasha Gilliam (Pittsburg) 56.24.

Bantam Boys

800m--4. Eric Alafa (Visalia) 2:28.45.

Midget Boys

100m--2. Brice Montgomery (Compton) 12.47 nwi
 200m--3. B. Montgomery 25.52 nwi.
 400m--5. Steven Ayala (Fresno) 58.89.
 800m--1. Ben Maldonado (Avenal) 2:12.16.

Junior Boys

100m--4. Roshawn Norris (Lemon Grove) 11.79 nwi.
 200m--3. R. Norris 23.60 nwi...5. Lydell Burston (San Diego) 23.76.
 400m--3. Louis Carter (San Diego) 51.84.
 4x100m--4. California Express (Tulare) 46.75.
 Jav--4. Mitchell Brown (Lamesa) 133-11.

Intermediate Boys

800m--6. Jesus Cantu (Manteca) 1:59.27.
 Jav--6. Efrain Martinez (Porterville) 142-11.

Senior Boys

HJ--2. Brian Beck (Oceanside) 6-8...6. Jeremy Lynch (San Diego) 6-6.

PREP NOTES

International Sports Exchange "City to Surf Run" - Sydney, Australia

By DOUG SPECK

The 1991 Summer Cross Country and distance running trip for International Sports Exchange was the August 11th, Sydney, Australia "City to Surf" race. This event, one of the world's biggest road races, with 38,585 participants this year, was surrounded by ten days of touring by an ISE group from five different states. Veteran Australia traveler Jim Cervany, former San Diego State Cross Country and Track & Field Coach, led the group through some great tourist action and a successful racing experience in the 14 kilometer event that goes from the downtown Sydney area, through some beautiful suburbs, and finishes at the pretty Bondi Beach area.

Australia is a great place to vacation! August is supposed to be the middle of winter, but the August 5-14 trip featured super weather in the Sydney area, with daytime tempera-

tures from 65 to 75 degrees. It was great for running and the touring the group did. There was enough action to keep everyone on the move and motivated.

There is some real history to the Sydney area, back to the days of the early first convict settlers in what is called the "Rocks" area near the Harbor. The Sydney Opera House is famous worldwide, with the architecture and view of the harbor area prettier in person than in any postcard. A great Aquarium is located right next to the Opera House. The Sydney tower, over 1000 feet high, gives a great view of the entire city and suburb area. Paddy's Market was a swap meet equal to any you will find in the States. The group had a chance to view the shearing of sheep and pick up lessons on how to toss a boomerang at the Gledswood Homestead. Everyone had a chance to hold and have their picture taken with a Koala Bear and with baby Kangaroos at

the Featherdale Wildlife Park. Great shopping is featured at the beautiful Darling Harbor area in the city. Many in the group brought back some of the famous Australian opal jewelry. The people of Australia are very friendly, with the King's English spoken by all.

The group stayed at the nice Metro Motor Inn in Ryde, some 20 minutes by the great public train system outside of Sydney. It was neat to stay out in a suburb area, where the group could get a feel for the people and the country--both were great! The trains into Sydney came within four blocks of the Hotel, with a round-trip ticket into the city just over \$2 round-trip. All types of food were available, with "fish and chips" having a special appeal, but a McDonald's staked out by those on the trip who wanted a taste of home every so often.

Oh yeah, the race! The event is a real "all-comers" run, with entrants from former World Marathon Record Holder Rob DeCastella to 85 year old women, who walk the event of a little over 8 miles in something over four hours. Leading ISE participant was Jerrold Benally, a member of the fine Chinle High School program (in Arizona) and group from the school headed by Coach Lon Mason on the trip. Jerrold placed 184th (out of over 38,000!) with a time of 48:28. First female athlete was Erin Blunt, the national class prep hurdler, who is also a top runner on the State Champion San Pasqual HS of Escondido Cross Country squad, with Erin covering the course here in 64:12 for 3354th place (ahead of 35,000 others)! Coach Will Wester of San Pasqual led a group of San Diego area athletes on the trip. A couple of the injured crew for ISE walked the event, still finishing ahead of 10,000 in picking up their nice medal that all finishers were given as they crossed the line.

For the record, up front, Australian Steve Moneghetti took the race at 40:03, pretty wicked pacing for over eight miles with some ups and downs. Steve was given \$50,000 cash for breaking the course record on a morning perfect for racing.

The annual trip for International Sports Exchange marks a perfect end to summer cross country preparation, with the chance to combine a sport that a teenage athlete loves with travel to such a great place truly a "once in a lifetime" experience. The "City to Surf" trip is an annual one for ISE, with information on the 1992 affair available from International Sports Exchange; P.O. Box 1557; Morro Bay, CA 93443.

Jack's Athletic Supply

imprinted Sportswear Specialists
Since 1977

Call or write for quotes on:

T-shirts, tank tops, caps, bags,
jackets, sweats, aprons and more.

We also offer timing equipment, traffic control items, ribbons,
medals, embroidered emblems, race numbers, etc.

Free race equipment rentals with shirt purchases.

Jack Leydig: Box 459, San Carlos, CA 94070
Phone (415) 595-2249



PREP NOTES

Rating the State's Prep Track & Field Teams

By Ray Scofield and Doug Speck

Once again some time was taken to look at the State's Prep Track and Field Programs from a slightly different angle. With the State Meet scoring through six places it is difficult to get a feel for the depth of teams. The scoring system used in the following ratings has taken the top fifty marks achieved in each regularly contested state event, assigned 50 points for the best mark statewide, 49 for the second best, and so on down to one point awarded for the 50th best mark in an event. While it is by no means a perfect system it is done in the spirit of fun, and is another way to look at the fine programs in the State.

MEN

There were some real surprises, as usual. On the Men's side, a program long respected, Coach Mike Klepper's Morse High group from San Diego, emerged the winners by a narrow margin over always strong Hawthorne. Morse (342) featured perhaps the top gathering of horizontal jumpers ever at one California High School, with Terrence Sweet (23-4 3/4 & 48-8), Cary Taylor (23-2 1/2 & 48-8 1/4), Gary Taylor (23-0 1/2 & 47-5 1/4), and Teddy Lawrence (23-0 & 10.81 100m). 42.45 and 3:20.52 Relay groups helped show the overall strength of the program. Morse was 4th in 1990. The Hawthorne Cougars of Coach Kye Courtney were led to their second place total of 334 by junior hurdler Diamond Smith (14.37 and 37.65), 41.66 and 3:19.0 relay squads, and a couple of pretty good horizontal jumpers in Donne Pfifer (23-8 1/2 & 47-3 1/2) and Derek Scurry (23-6 1/2 & 47-6 3/4). Third place Sac Joaquin Section power Vallejo (318) had Ali Evans (10.93 100m, 21.94 200m), Larry Evans (10.94 100m, 48.74 400m), Chris Redmond (14.39 HH and 37.75 IH), Dennis Williams (14.85 HH), 41.7 and 3:14.7 relay groups, and LaChales Coleman (48-2 1/2 TJ). Compton (316) had sprinters Ricky Carrigan (10.29-20.91-48.13) and Edward Hervey (21.47-47.13) leading 41.12 and

3:18.96 relay teams. Fifth place Thousand Oaks had the most scorers in the team competition, with sprinters Jack Bellamy, Bryan Krill, distance runner Eric Spayde, hurdler Eric Caso, and relay squads scoring 283 points. Consistent powers Esperanza (Anaheim) (5th 90) was 6th with 279.33, Locke (L.A.) (6th last year) was 7th with 275.83, and last year's champions, Washington (L.A.) was 8th at 266.5. Very strong over-all program Rubidoux (Riverside) was 9th with 236.5. San Dimas, by far the smallest school (with just over 1100 students) in recent years to rank so high, finished out the top ten with 233.56.

Winning totals continue to fall, with Hawthorne scoring a record 588.5 in 1989, Washington winning the 50-deep scoring in 1990 at 378.5.

**TOP 100 BOY
TEAM POINTS**

1. Morse, San Diego	342
2. Hawthorne	334
3. Vallejo	318
4. Compton	316
5. 1000 Oaks	283
6. Esperanza, Anaheim	279.3
7. Locke, Los Angeles	275.8
8. Washington, Los Angeles	266.5
9. Rubidoux, Riverside	236.5
10. San Dimas	233.6
11. Lemoore	218.6
12. Centennial, Compton	197
13. Dorsey, Los Angeles	196.5
14. Roseville	193.5
15. Bakersfield	193
16. Birmingham, Van Nuys	192
17. Arroyo Grande	184.5
18. Muir, Pasadena	184
19. St. Ignatius, San Francisco	180.5
20. San Pasqual	179.1
21. Escondido	174
22. Independence, San Jose	171.5
23. Wilson, Long Beach	170.6
24. Mira Mesa, San Diego	170.5

25. Grant, Sacramento	163.5
26. Canyon Springs, Moreno Valley	152
27. Logan, Union City	146
28. Poly, Long Beach	140
29. Cabrillo, Lompoc	138.1
30. Valley, Sacramento	136.5
31. Christian Brothers, Sacramento	136
32. Nevada Union, Grass Valley	131
33. Mt. Pleasant, San Jose	129
Saddleback, Santa Ana	129
35. San Clemente	128.6
36. Castlemont, Oakland	126
37. Roosevelt, Fresno	124.5
38. Bellarmine Prep, San Jose	123.5
39. Canyon, Canyon Country	123
40. Fairfield	122
41. San Fernando	121
42. Stagg, Stockton	119
43. Antioch	116.1
44. St. Mary's, Berkeley	114.5
45. Helix, La Mesa	111.5
46. Livermore	111
San Luis Obispo	111
48. Newport Harbor	108.5
49. Upland	108
50. Valencia, Placentia	106
51. Bullard, Fresno	104
52. Merced	103
53. Southwest, San Diego	102.5
54. Nogales, La Puente	101
55. Mt. Carmel, San Diego	100
Tulare	100
57. Lincoln, San Diego	99.5
58. Hoover, Fresno	99
59. San Marino	97
60. Kearney, San Diego	95.5
61. Dana Hills	94.6
62. Washington, Easton	94
Yerba Buena	94
64. Piedmont Hills, San Jose	93
65. Drake, San Anselmo	91.5
66. Crenshaw, Los Angeles	91
Moreau, Hayward	91
68. Westlake, Westlake Village	90.5
69. Amador Valley, Pleasanton	90

continued next page...

PREP NOTES

70. North, Riverside	89
71. San Gabriel	88
West, Bakersfield	88
73. Hollister	87
74. Fremont, Los Angeles	85
75. Capistrano Valley, Mission Viejo	84.5
Wilcox, San Jose	84.5
77. Mar Vista, Imperial Beach	84
Woodland	84
79. Northview, Covina	83.5
80. Lakewood	83
81. Bella Vista, Fair Oaks	82.1
82. Castle Park, Chula Vista	82
Huntington Beach	82
84. Jefferson, Daly City	81
85. Lynwood	80.8
86. Camarillo	80.5
87. Lincoln, San Francisco	79.5
San Marcos, Santa Barbara	79.5
89. Fontana	79.1
90. Glendale	78.5
91. Wasco	78
92. Norte Vista, Riverside	77.5
93. St. Patrick's, Vallejo	76.5
94. Hart, Newhall	75
95. Hillsdale, San Mateo	73.5
96. Hemet	73
97. Damien, La Verne	72.5
North, Salinas	72.5
Pius X, Downey	72.5
100. Etiwanda	72
Santa Rosa	72

WOMEN

With rankings of 11th, 3rd, 3rd, and 1st for John Muir of Pasadena over the last four years in this scoring, the Mustangs have never been far out of any recent championship team battles. 1991 was not a different story, as Muir totalled 495.5 to win for the second year in a row, with scoring from fifteen different individuals or relay groups in the competition. Sprinters Deannea Knowles (12.09-24.51-58.1) and Taminika Terry (12.30-24.57), hurdlers Shireen Brookhart (14.63), Akua Sutherland (14.64), and Ch'a Mosley (14.80 & 45.47), relay groups that raced 46.77 and 3:55.74, and jumpers Amber Roberts (5-6 HJ & 36-6 1/2 TJ) and Akua Sutherland (here also) (17-7 3/4 LJ & 38-1 1/2 TJ). Muir scored 500.2 to win in 1990.

Fine Cordova (Rancho Cordova) and Morningside (Inglewood) teams tied for second with 432 points. Cordova was led by a great hurdle/jump crew. Tanya Smith (14.00 100LH, 42.8 300LH, 5-11 HJ), LaGretta Hinds (14.59

& 44.2), a 47.99 4x100 relay squad, Angela Scott (18-2 LJ & 37-7 1/2 TJ), Tangela Colson (17-9 1/2 LJ & 36-10 TJ), and Tammura Hawthorne (17-9 LJ & 38-7 TJ) moved up from seventh last year. Morningside was 432 off a great group--Santishia Arnold (11.96 100-24.71 200m), Tai-Ne Gibson (11.97 100-24.86 200m), LaShawn Stringer (55.31 400m), Felicia Williams (58.10 400m), Sanoma Nickson (14.42 & 45.85 hurdles), 45.90 and 3:49.09 relay teams, and Shirena Harris (37-11 1/2 TJ).

Bakersfield, last year's winners with 520, was fourth this go-round at 408.5, with athletes scoring in nine different events. Mt. Carmel (San Diego), 6th last year, moved up one this time to fifth at 357. Marion Jones and Alycia Burnham led Rio Mesa to 326 for sixth. Bay Area powers James Logan (Union City) 300 and Bishop O'Dowd (Oakland) 285.5 were next, with Long Beach Poly (282) and Mission Viejo rounding out the top ten at 278.

TOP 100 GIRLS TEAM POINTS

1. Muir, Pasadena	495.5
2. Cordova, Rancho Cordova	432
Morningside, Inglewood	432
4. Bakersfield	408.5
5. Mt. Carmel San Diego	357
6. Rio Mesa, Oxnard	326
7. Logan, Union City	300
8. Bishop O'Dowd, Oakland	285.5
9. Poly, Long Beach	282
10. Mission Viejo	278
11. Lynbrook, San Jose	271.5
12. San Pasqual, Escondido	265
13. Agoura	261
14. St. Bernard, Playa del Rey	244.5
15. Morse, San Diego	231.5
16. Wilson, Long Beach	213
17. Mt. Pleasant, San Jose	210.5
18. Vacaville	203.5
19. West Valley, Cottonwood	198.5
20. Hoover, Fresno	191
21. Fillmore	189
22. North, Bakersfield	186
23. Torrance	185
24. Hawthorne	179
Merced	179
26. 1000 Oaks	178.5
27. Dominguez, Compton	173
28. Duarte	168
29. Westlake, Westlake Village	167
30. Pittsburg	159
31. Eureka	155

32. Locke, Los Angeles	141.5
33. Downey, Modesto	140
34. Walnut	138
35. Los Gatos	136.5
36. Sunny Hills, Fullerton	136
37. Mt. Miguel, Spring Valley	132.5
38. Ygnacio Valley, Concord	131.5
39. West, Bakersfield	130.4
40. San Ramon, Danville	128.5
41. Burbank, Sacramento	126.5
42. Bishop Montgomery, Torrance	124
43. Mater Dei, Santa Ana	121.5
44. Dorsey, Los Angeles	121
45. McAtteer, San Francisco	120.5
46. Orange Glen, Escondido	117
47. Livermore	114
48. Clovis West, Fresno	113
Poway	113
50. Banning, Wilmington	112.5
51. Serra, San Diego	110.5
52. Valencia, Placentia	107.5
53. San Marino	105
54. Hogan, Vallejo	104
Irvine	104
56. Carlmont, Belmont	103.5
57. Santa Rosa	103
58. Oak Park	99.5
59. Orange Lutheran, Orange	99
60. Nogales, La Puente	98
61. Lakewood	97.5
62. Los Alamitos	96
63. Arroyo Grande	93
Nevada Union, Grass Valley	93
65. Edison, Huntington Beach	92
66. Channel Islands, Oxnard	91.5
Fountain Valley	91.5
68. Upland	90.5
69. University, Los Angeles	90
70. Fall River	88.5
71. Novato	88
72. Atwater	87
73. Leigh, San Jose	85
San Marcos, Santa Barbara	85
Valley, Sacramento	85
76. Workman, City of Industry	84
77. Eisenhower, Rialto	82
78. Wood, Vacaville	80
79. Mitty, San Jose	78.4
80. Palm Springs	78
81. Corona	77
82. Folsom	72
83. Tulare	71
84. Wilcox, Santa Clara	70
85. Foothill, Bakersfield	69.5
Fremont, Sunnyvale	69.5
87. Mission San Jose, Fremont	68

continued next page...

PREP NOTES

88. Campolindo, Moraga	67
89. Etiwanda	65.5
90. University, Irvine	65
91. Pius X, Downey	64.5
92. Washington, Los Angeles	63
93. California, San Ramon	62.5
94. Vallejo	60.5
95. Granada Hills	58
96. Monte Vista, Spring Valley	57
Palos Verdes, Palos Verdes Est.	57
98. Katella, Anaheim	55.5
99. Redlands	55
100. San Digoito, Encinitas	54

COMBINED PROGRAMS

Gee! There were no big surprises here also, as the powers in the State showed themselves once again when the strength of the male and female programs at the State's schools had their point totals combined. Muir (Pasadena), with the state's deepest historical tradition in the sport of Track & Field, took the combined team title for the second year in a row (last year they totalled 792). Bakersfield, second last year (and in 1989) finished there again with 601.5.

TOP 10 TEAMS COMBINED POINTS

Team	Boys	Girls	Total
1. Muir, Pasadena	184	495.5	679.5
2. Bakersfield	193	408.5	601.5
3. Morse, San Diego	342	231.5	573.5
4. Hawthorne	334	179	513
5. Morningside, Ingwd	67.5	432	499.5
6. Cordova, RanCord	85.5	432	497.5
7. 1000 Oaks	283	178.5	461.5
8. Mt. Carmel, SD	100	357	457
9. Logan, Union City	146	300	446
10. San Pasqual, Esc	179.1	265	444.1

INDIVIDUAL SCORERS

Louie Quintana (Arroyo Grande) took the Men's all-around point award by virtue of his 1:50.2 (800), 4:09.29 (1600), and 9:08.5 (3200) distance clockings. He kept the individual all-around title taken last year by Napoleon Kaufman (Lompoc) in the mid-coastal area of the State.



LOUIE QUINTANA

Fine Flicks by Don Gosney



MARION JONES

Photo by Kirby Lee

TOP 10 INDIVIDUALS-- MEN

1. Louie Quintana	Arroyo Gran	146
2. Ricky Carrigan	Compton	138
3. Kyhaunn Woods	Locke, LA	120
4. Mark Parlin	Esperanza, Ana	99
5.*Jeff Buckley	Bakersfield	98
6. Keith Williams	Escondido	97
7. Darnay Scott	Kearney, SD	95.5
8. Edward Hervey	Compton	95
9.*Riley Washington	Southwest, SD	94.5
*Shante Williams	Independence, SJ	94.5

Marion Jones, with 11.17 (100m), 22.76 (200m), and 52.91 (400m) sprint clockings took the title here. For the record the 100 is the #2 U.S. prep clocking ever, the 200 a U.S. prep best ever, with the 400m the best high school clocking in the nation over the last five years. Tanya Smith of Cordova, USC-bound, was tough with 14.00-42.8 hurdle clockings, and a 5-11 High Jump.

TOP 10 INDIVIDUALS-- WOMEN

1.**Marion Jones	Rio Mesa, Oxnr	150
2. Tanya Smith	Cordova, RanCor	148.5

3. Juliana Yendork	Walnut	138
4.*Kam Warner	West, Bkfld	129.5
5.*Michelle Johnson	Vacaville	128
6. Melissa McDonald	Mater Dei, SA	121.5
7.*Tanya Lazar-Lea	McAteer, SF	120.5
8. Deena Drossin	Agoura	119
9.*Erin Blunt	San Pasqual, Es	116
**Milena Glusac	Fallbrook	116

KINNEY

WEST REGIONAL

DECEMBER 7, 1991

For entry form(s), write to
KINNEY West
 4957 E. Heaton Ave.
 Fresno, CA 93727

PREP NOTES

California Track and Cross Country Coaches Alliance

Dear Coach,

As the 1991 cross country season begins the California Coaches Alliance for Track and Cross Country looks forward to continued improvement and growth. The 90-91 school year saw the Alliance link up with *California Track News* and provide a monthly forum and communication for coaches throughout the state. We were involved in three clinics throughout the state during the winter season, and hosted Alliance meetings or clinics at both State Meets. Additionally the Alliance is represented on the State Advisory Committee for Track and Cross Country that was established last year by the State CIF. In just two years we feel the organization has made great strides in helping to represent the sport and assist the coaches throughout the state.

During the summer we have continued to work on the structure of the Alliance to try and fit the needs of the Cali-

fornia coaches, as well as work with the problems that come with so many sections and high schools in the nations most populated state. As the year goes on we should be able to announce more benefits to Alliance members. However, any coach who takes advantage of just the ones we list will more than receive their membership fees worth (see membership form).

Membership renewals and new memberships are being organized around the season that you joined us. If it was during the Cross Country season, (September to November) you are receiving your membership renewal now. December to February will receive theirs during November. March to June (Track season) will receive their renewal forms during February.

Additionally, we will be looking for at least three representatives from each section to keep us informed about cross country and track in your area. These contact coaches will hopefully be able to join us in a steering committee meeting to be held at each state meet. Some of these coaches are set up

and are listed below. However, if you are interested in serving as a representative, please contact either Doug Speck or Dennis McClanahan at the numbers listed below.

Our #1 goal in the 91-92 athletic year is to get more involvement out of the state's track and field coaches. If we can receive the support of the track coaches that we received out of our state's cross country coaches we can almost double our membership.

Hope to have you as a member of the Alliance this year.

Sincerely,

Dennis McClanahan
Mt. Carmel High, San Diego
(619) 748-4270

Doug Speck
Arcadia High School
(818) 963-7709

The following members have offered their time, for the 1991-92 school year, to assist the Alliance by serving in the following section positions. If you would like to help us in one of the empty spots, please call Doug Speck or Dennis McClanahan.

<u>Section</u>	<u>Section Rep</u>	<u>Membership</u>	<u>Newsletter Rep</u>
San Diego	Dennis McClanahan/Mt. Carmel	Dick Wilkins/El Capitan	Dennis McClanahan
Southern	Joe Kelly/Peninsula	Tim Butler/Dana Hills	Doug Speck/Arcadia
Los Angeles	Rep Needed	Rep Needed	Rep Needed
Central	Rep Needed	Rep Needed	Dee DeWitt/Madera
North Coast	Tim Bruder/Alhambra-Martinez	Phil Wilder/Moreau	Susan Hawthorne/Arroyo
Northern	Jim Eckman/Yreka	Rep Needed	Rep Needed
Sac Joaquin	Mike Larson/Vacaville	Rep Needed	Rep Needed
San Francisco	Rep Needed	Rep Needed	Rep Needed
Oakland	Rep Needed	Rep Needed	Rep Needed
Central Coast	Rep Needed	Paul Jones/Palo Alto	Rep Needed

California Track and Cross Country Coaches Alliance

1991-92 Membership Update:

In its third year the California Track and Cross Country Coaches Alliance continues to expand its scope, involvement, and improvement regarding our two sports within the state.

Why Should I Join The Coaches Alliance?

The California Track and Cross Country Coaches Alliance is the only organization in the State whose purpose is to improve the sports of Cross Country and Track and Field.

Provides a unified voice for concerns regarding our sports to the governing bodies within the state. As experience shows, a group consensus helps to bring about change more effectively than isolated individual concerns. The Coaches Alliance was directly involved in helping to create a change in the State Cross Country meet format from three divisions to four.

In an effort to assist coaches with their continued growth of knowledge regarding their sport, the Coaches Alliance will be involved with clinics at Stanford, Fresno State, and San Diego during the month of January.

The State CIF has thought enough of the Alliance to include two of its members on a select CIF Track and Cross Country Advisory Committee.

What Do I Receive For My Membership?

Coaches Alliance members will receive monthly editions of **California Track News**, the official publication of the Alliance. Each month members will be kept current with happenings around the state in the Coaches Alliance section of the magazine. Both cross country and track will be covered.

Coaches Alliance meetings organized around the **CIF/REEBOK State Meets** in Cross Country and Track and Field. Using representatives from all the various sections in the state, members will be able to make concerns regarding their sport heard.

Discounts at the Coaches Alliance sanctioned clinics held in different locations throughout the state. These clinics are:

1. **San Joaquin Coach of the Year Clinic in Fresno.**
2. **Stanford Track Clinic at Stanford University.**
3. **TAC/ Coaches Alliance Clinic in San Diego**

Coaches Alliance members will receive a **\$50 discount** toward camp costs when they choose to work on their coaching certification in the pole vault at the **Sky Vaulters Jumping Clinics**

Participation in the **Reebok Coaches Clinic** (co-sponsored by the Coaches Alliance) to be held on the Saturday morning of the California State Track Meet weekend.

If you would like to join, please fill out the following: (Please Print)

Name: _____

School: _____ Section: _____

Mailing Address: _____

City: _____ Zip: _____

Phone: Home (____) _____ School (____) _____

Dues for 1991/92 year (Tax Deductible) **\$25.00** Make out to Coaches Alliance

Send To: Dennis McClanahan-Treasurer, Mt. Carmel High School, 9550 Carmel Mt. Road, San Diego, Ca. 92128

HIGH SCHOOL CROSS COUNTRY ALL-TIME BEST MARKS LISTS

WOODWARD PARK
5000 METER COURSE

By DOUG SPECK



(REVISED AUGUST 4, 1991)

These Lists were made possible through the efforts of Steve Ward, Bill Cockerham, Richard Roybal, and Doug Speck.

Please Send Any Corrections to: Doug Speck, 563 North Willowgrove, Glendora, CA 91740

BOYS

1	Marc Davis (San Diego, CA) 1986	14:38
2	Eric Reynolds (Camarillo, CA) 1982	14:39
3	Jay Marden (Miss SJose, Fremont, CA) 1980	14:42
4	Louie Quintana (Arroyo Grande, CA) 1990	14:47
5	Tom Ansberry (Tucson, AZ) 1980	14:49
	Calvin Gaziano (Castro Valley, CA) 1984	14:49
7	Jon Butler (Edison, Huntington Bch, CA) 1980	14:52
8	Dan Mazo (South, Eugene, OR) 1980	14:53
9	Mark Mastalir (Jesuit, Sacram, CA) 1985	14:54
	Tracy Garrison (Klamath Falls, OR) 1983	14:54
11	Chris Caldwell (Tucson, AZ) 1982	14:55
	Mark Dani (Valhalla, El Cajon, CA) 1985	14:55
13	Francis O'Neill (San Pasq, Escndo, CA) 1988	14:56
14	James Ortiz (Barstow, CA) 1982	14:57
	Brad Hudson (South, Eugene, OR) 1984	14:57
16	Jesus Gutierrez (Pasadena, CA) 1982	14:58
	Bryan Dameworth (Agoura, CA) 1988	14:58
18	Eric Mastalir (Jesuit, Sacramento, CA) 1985	14:59
	Robin Card (Capitol, Boise, ID) 1985	14:59
20	Shannon Butler (Lincoln Cnty, Eureka, MT) 1985	15:00
	Mason Myers (Vacaville, CA) 1986	15:00
	Jim Rodriguez (Valley, Santa Ana, CA) 1988	15:00
23	Jason Flamm (La Sierra, Carmichael, CA) 1982	15:01
	Matt Guisto (San Mateo, CA) 1983	15:01
	Daren Stonerock (Saugus, CA) 1985	15:01
	Aaron Macorro (Rosemead, CA) 1986	15:01
	James Menon (San Luis Obispo, CA) 1990	15:01
28	Jeff Holyfield (Crescenta Vly, La Cresc, CA) 1981	15:02
	Mark Junkerman (Los Alamitos, CA) 1982	15:02
	Simon Gutierrez (Del Norte, Albuquerque, NM) 1983	15:02
	Ian Alsen (Granada Hills, CA) 1987	15:02

* - converted time from shorter course

GIRLS

1	Marnie Mason (Klamath Falls, OR) 1984	17:07
	Deena Drossin (Agoura, CA) 1990	17:07
3	Rebecca Chamberlain (Leigh, SJose, CA) 1984	17:09
4	Laurie Chapman (Gunderson, S Jose, CA) 1985	17:10
5	Vickie Cook (Alemany, Mission Hills, CA) 1980	17:13
6	Cory Schubert (Del Mar, San Jose, CA) 1982	17:15
7	Marilyn Davis (Miramonte, Orinda, CA) 1981	*17:16
	Jeannie Rothman (Westlake, Westk Village) 1990	17:16
9	Katy McCandless (Castill, Palo Alto, CA) 1986	17:21
	Kira Jorgensen (RanBuenaVista, Vista, CA) 1987	17:21
11	Millicent Anderson (Cyn del Oro, Tucson, AZ) 1980	17:22
12	Inga Thompson (Reno, NV) 1981	*17:23
	Melissa Sutton (Newbury Park, CA) 1986	17:23
14	Brigid Freyne (Riverside Poly, CA) 1986	17:24
15	Kirsten O'Hara (Palos Verdes, CA) 1983	17:25
	Milena Glusac (Fallbrook, CA) 1990	17:25
17	Tania Fischer (Chaminade, Canoga Pk, CA) 1981	*17:26
18	Laura Cattivera (Mira Costa, Manhat Bch) 1982	17:27
19	Kim Roth (Sprague, Salem, OR) 1981	*17:28
20	Denise Ball (Newbury Park, CA) 1981	*17:29
	Kathy Knowlton (Federal Way, WA) 1980	17:29
	Nicole Robbins (Hesperia, CA) 1987	17:29
23	Kathleen Ebner (BishAmat, La Puente, CA) 1982	17:30
	Robbyn Bryant (Hesperia, CA) 1987	17:30
25	Rayna Cervantes (Montebello, CA) 1988	17:31
26	Catherine Wall (Molalla, OR) 1984	17:33
27	Brigid Sterling (Roosevelt, Seattle, WA) 1985	17:34
28	Kris Katterhagen (Tacoma, WA) 1980	17:35

* - converted time from shorter course

BOY'S TEAMS

(Top Ten Performances List included)

1	ARROYO, El Monte, CA 1987	78:23
	ARROYO 1987	78:51
2	JESUIT, Sacramento, CA 1985	79:07
3	WALNUT, CA 1987	79:16
4	CAMPBELL COUNTY, Gillette, WY 1990	79:17
5	DANA HILLS, CA 1988	79:21
6	EL DORADO, Placentia, CA 1982	79:26
7	ARROYO, El Monte, CA 1986	79:30
8	BELLARMINE, San Jose, CA 1986	79:31
9	CAMARILLO, CA 1980	79:33

10	CASA ROBLE, Orangevale, CA 1986	79:38
	----11 performances----	
11	CLOVIS, CA 1984	*80:18
	ROWLAND, Rowland Heights, CA 1988	80:18
13	DANA HILLS, CA 1987	80:19
	WALNUT, CA 1988	80:19
15	PALOS VERDES, CA 1987	80:22
16	CORONA DEL MAR, CA 1987	80:26
	SAN PASQUAL, Escondido, CA 1990	80:26
18	CORONA DEL MAR, CA 1988	80:28
19	UPLAND, CA 1987	80:29
	HART, Newhall, CA 1990	80:32
21	THOUSAND OAKS, CA 1980	80:34
22	BELLARMINE, San Jose, CA 1987	80:35
	POWAY, CA 1988	80:35
24	LEIGH, San Jose, CA 1981	*80:43
	CAMARILLO, CA 1988	80:43
26	CAMARILLO, CA 1987	80:49
27	MADERA, CA 1986	80:53
	JESUIT, Carmichael, CA 1988	80:53
29	MADERA 1990	80:57

GIRL'S TEAMS

(Top Ten Performances List included)

1	AGOURA, CA 1990	93:25
	AGOURA, Ca 1990	93:28
2	PALOS VERDES, CA 1986	94:02
3	COSTA MESA, CA 1980	94:04
4	PALOS VERDES, CA 1987	94:37
5	HESPERIA, CA 1987	94:44
6	SAN PASQUAL, Escondido, CA 1990	95:17
7	TUSTIN, CA 1983	95:22
8	AGOURA, CA 1987	95:23
9	PALOS VERDES, CA 1988	95:46
	----10 performances----	
10	TUSTIN, CA 1981	*95:57
11	TUSTIN, CA 1982	96:00
12	MT CARMEL, San Diego, CA 1990	96:07
13	NEWPORT HARBOR, Newport Beach, CA 1985	96:14
14	MOUNTAIN VIEW, Orem, UT 1988	96:26
15	THOUSAND OAKS, CA 1986	96:30
16	NEWBURY PARK, CA 1986	96:34
17	LA JOLLA, CA 1990	96:38
18	AGOURA, CA 1988	96:42
19	MONTEBELLO, CA 1987	96:57
20	MOUNTAIN VIEW, Orem, UT 1987	97:04

21	ARROYO GRANDE, CA 1990	97:11
22	TERRA LINDA, San Rafael, CA 1981	*97:24
23	WOODBIDGE, Irvine, CA 1990	97:40
24	WESTLAKE, Westlake Village, CA 1990	97:50
25	SAN PASQUAL, Escondido, CA 1988	98:03
26	MONTEBELLO, CA 1988	98:06
	IRVINE, CA 1990	98:06
	PALOS VERDES, PV Estates, CA 1990	98:06
29	NEWPORT HARBOR, Newport Beach, CA 1988	98:20
30	MOUNTAIN VIEW, Orem, UT 1990	98:21
31	THOUSAND OAKS, CA 1984	98:24
32	NEWPORT HARBOR, Newport Beach, CA 1987	98:48
	MORRO BAY, CA 1990	98:48
34	HESPERIA, CA 1988	99:07
	NORDHOFF, Ojai, CA 1990	99:07
36	OCEAN VIEW, Huntington Beach, CA 1986	99:10
37	PALOS VERDES, CA 1985	99:16
38	NORCO, CA 1988	99:17
39	COSTA MESA, CA 1981	*99:45
40	ANDERSON, CA 1990	99:47
41	WOODBIDGE, Irvine, CA 1987	99:58

* - converted time from shorter course

BOYS BY GRADE

FROSH

1	Bryan Dameworth (Agoura, CA) 1986	15:18
2	Enrique Ryan (St Louis, Honolulu, HI) 1984	15:25
3	Louie Quintana (Arroyo Grande, CA) 1987	15:30
4	Virgil Thomas (Gallup, NM) 1984	15:50
5	Scott Hempel (Walnut, CA) 1985	16:03
6	Eric Dunn (Arroyo Grande, CA) 1990	16:10
7	Mehbratom Kellezighi (San Diego, Ca) 1990	16:11
8	Mike Wall (Lassen, Susanville, CA) 1982	16:15
9	Dave Hartman (Canyon, Cyn Country, CA) 1987	16:16
	Terrel Reyes (Lakewood, CA) 1988	16:16
11	Peterson Long (Gallup, NM) 1984	16:17
	Paul Mankin (San Rafael, CA) 1987	16:17
13	Eric Kropf (Madera, CA) 1990	16:20
14	Robert Spencer (Soquel, CA) 1990	16:21
15	Mohamed Elmi (Mt Pleasant, SJose, CA) 1990	16:23
16	Brendan Mahon (La Habra, CA) 1990	16:24
17	Chris Flanders (Casa Roble, Orangeville, CA) 1985	16:25
	Michael Moreno (Katella, Anaheim, CA) 1990	16:25
19	Gavin Klinger (Hart, Newhall) 1990	16:28
20	Jose Santiago (Madera, CA) 1987	16:29
21	Aaron Mascorro (Rosemead, CA) 1983	16:30
	Ryan Bybee (Mountain View, Orem, Ut) 1990	16:30
23	Emerson Chee (Gallup, NM) 1985	16:34
24	Mark Poffenbarger (El Capit, Lakeside, CA) 1985	16:35
25	Matt Cresaon (Eureka, CA) 1990	16:36
26	Brian Keim (Orange Glen, Escondido, CA) 1988	16:38
27	Guy Hawkes (Carson City, NV) 1988	16:39
28	Devon Elizondo (Mission Bay, CA) 1990	16:40

SOPH

1	Louie Quintana (Arroyo Grande, CA) 1988	15:02
2	Jacob Maschmeyer (Churchill, Eugene, Or) 1990	15:08
3	Glenn Morgan (Del Norte, Albuquerque, NM) 1983	15:10
4	Bryan Dameworth (Agoura, CA) 1987	15:12
5	Chris Schurz (Westwood, Mesa, AZ) 1986	15:14
6	Calvin Gaziano (Castro Valley, CA) 1982	15:19
7	Dave Hartman (Canyon, Cyn Country, CA) 1988	15:25
8	Jason Lienau (Clovis, CA) 1984	15:35
9	Aaron Mascorro (Rosemead, CA) 1984	15:37
10	Virgil Thomas (Gallup, NM) 1985	15:39
11	Mike Esparza (Newbury Park, CA) 1986	15:39
12	Eric Reynolds (Camarillo, CA) 1980	15:41
	Theodore Martin (Page, AZ) 1990	15:41
14	Raul Serratos (Mtn View, El Monte, CA) 1984	15:42

	Jim Ortiz (Barstow, CA) 1981	*15:42
	Mike Love (Katella, Anaheim, CA) 1990	15:42
17	Jason Drake (Campbell Cty, Gillette, WY) 1988	15:43
18	Peter Burks (Upland, CA) 1986	15:45
19	Scott DeLong (Gonzaga Prep, Seattle, WA) 1986	15:47
	Kevin Holbrook (Vacaville, CA) 1986	15:47
21	Scott Cole (Yosemite, Oakhurst, CA) 1985	*15:49
	Brian Wilkinson (Merced, CA) 1990	15:49

* - converted time from shorter course

JUNIOR

1	Calvin Gaziano (Castro Valley, CA) 1983	14:54
2	Tracy Garrison (Klamath Falls, OR) 1982	14:56
3	Jim Ortiz (Barstow, CA) 1982	14:57
4	Jesus Gutierrez (Pasadena, CA) 1982	14:58
	Bryan Dameworth (Agoura, CA) 1988	14:58
6	Curt Corvin (Lakes, Tacoma, WA) 1981	*15:04
	Eric Mastalir (Jesuit, Sacramento, CA) 1984	15:04
8	Chris Schurz (Westwood, Mesa, Az) 1987	15:06
9	David Naranjo (Sanger, CA) 1984	15:07
10	Marc Davis (San Diego, CA) 1985	15:08
11	Harold Kuphaldt (BellaVista, Fair Oaks, CA) 1980	15:09
12	Angel Martinez (San Gabriel, CA) 1990	15:09
13	Theodore Malla (University, Tucson, Az) 1990	15:10
14	Ken McChesney (South, Eugene, OR) 1982	15:13
15	Paul Thomas (Jesuit, Sacramento, CA) 1985	15:14
	Eric Reynolds (Camarillo, CA) 1981	*15:14
17	Mark Mastalir (Jesuit, Sacramento, CA) 1984	15:15
	Mason Myers (Vacaville, CA) 1985	15:15
	David Scudamore (Palos Verdes, CA) 1985	15:15
	Jeff Wilson (Newbury Park, CA) 1990	15:15

SENIOR

1	Marc Davis (San Diego, CA) 1986	14:38
2	Eric Reynolds (Camarillo, CA) 1982	14:39
3	Jay Marden (MissSan Jose, Fremont, CA) 1980	14:42
4	Tom Ansberry (Santa Rita, Tucson, AZ) 1980	14:49
	Calvin Gaziano (Castro Valley, CA) 1984	14:49
	Louie Quintana (Arroyo Grande, CA) 1990	14:49
7	Jon Butler (Edison, Huntington Beach, CA) 1980	14:52
8	Dan Mazo (South, Eugene, OR) 1980	14:53
	Mark Mastalir (Jesuit, Sacramento, CA) 1985	14:53
10	Tracy Garrison (Klamath Falls, OR) 1983	14:54
11	Chris Caldwell (Tucson, AZ) 1982	14:55
	Mark Dani (Valhalla, El Cajon, CA) 1985	14:55
13	Francis O'Neill (San Pasq, Escondido, CA) 1988	14:56
14	Brad Hudson (South, Eugene, OR) 1984	14:57
15	Eric Mastalir (Jesuit, Sacramento, CA) 1985	14:59
16	Robin Card (Capitol, Boise, ID) 1985	14:59
17	Shannon Butler (Lincoln Cnty, Eureka, MT) 1985	15:00
	Mason Myers (Vacaville, CA) 1985	15:00
	Jim Rodriguez (Valley, Santa Ana) 1988	15:00

* - converted time from shorter course

GIRLS BY GRADE

FROSH

1	Deena Drossin (Agoura, CA) 1987	17:26
2	Carrie Garrison (Rim of World, LkArrow, CA) 1990	17:36
3	Tracey Williams (Mtn View, El Monte, CA) 1984	17:43
4	Amber Clark (Dobson, Mesa, AZ) 1988	17:53
5	Kira Jorgensen (Vista, CA) 1985	17:56
6	Jessica Fry (Rogers, Spokane, Wa) 1990	18:01
7	Kay Nekota (Woodbridge, Irvine, CA) 1990	18:07
8	Karen Hecox (South Hills, West Covina, CA) 1986	18:10
	Becky Spies (Livermore, CA) 1987	18:10
9	Rebecca Chamberlain (Leigh, San Jose, CA) 1982	18:12
10	Heather Scobie (Saugus, CA) 1985	18:14
	Mike Robbins (Hesperia, CA) 1986	18:14
12	Tina Gorbet (Lassen, Susanville, CA) 1986	18:15
13	Nanette Garcia (Silver Creek, SJose, CA) 1981	*18:17
14	Laura Cattivera (MiraCosta, ManhBch, CA) 1981	*18:22

15	Janice Posey (Tuba City, AZ) 1982	18:26
	Reina Felix (Oak Grove, San Jose, CA) 1986	18:26
16	Shelley Taylor (Edison, Hunt Beach, CA) 1988	18:28
17	Lisa Hill (Nampa, ID) 1986	18:32
	Andrea Garner (Ill. Vly, Cave Junction, OR) 1987	18:32

SOPH

1	Milena Glusac (Fallbrook, CA) 1990	17:25
2	Laura Cattivera (Mira Costa, ManBch, CA) 1982	17:27
3	Nicole Robbins (Hesperia, CA) 1987	17:29
4	Kira Jorgensen (Vista, CA) 1986	17:36
5	Nanette Garcia (Silver Creek, SJose, CA) 1982	17:41
	Carissa Seward (Goldendale, WA) 1987	17:41
	Deena Drossin (Agoura, CA) 1988	17:42
	Shelley Taylor (Edison, HuntBeach, CA) 1990	17:42
9	Erica Sumi (Wilson, Long Beach, CA) 1990	17:44
10	Tracey Williams (Mtn View, El Monte, CA) 1985	17:46
11	Karen Hecox (South Hills, West Covina, CA) 1987	17:48
12	Melissa Sutton (Newbury Park, CA) 1984	17:50
13	Christy Farrell (Thousand Oaks, CA) 1984	17:51
14	Reyna Cervantes (Montebello, CA) 1986	17:53
15	Shannon Clark (Mountain View, CA) 1983	18:01
	Tina Gorbet (Lassen, Susanville, CA) 1987	18:01
17	Shelley Bessey (Reed, Sparks, NV) 1985	18:04
18	Kathy Jarvis (Havre, MT) 1983	18:07
19	Ann Kuphaldt (Bella Vista, Fair Oaks, CA) 1985	18:13
	Ashley Black (Palos Verdes, CA) 1986	18:13

* - converted time from shorter course

JUNIOR

1	Rebecca Chamberlain (Leigh, San Jose, CA) 1984	17:09
2	Vickie Cook (Alemany, Mission Hills, CA) 1980	17:13
3	Katy McCandless (Castill, Palo Alto, CA) 1986	17:21
	Kira Jorgensen (RanBuenaVista, Vista, CA) 1987	17:21
5	Brigid Freyne (Riverside Poly, CA) 1986	17:24
6	Tania Fischer (Chaminade, Canoga Pk, CA) 1981	*17:26
7	Melissa Sutton (Newbury Park, CA) 1985	17:28
8	Kathleen Ebner (Bish Amat, La Puente, CA) 1981	*17:32
9	Rayna Cervantes (Montebello, CA) 1987	17:34
10	Kris Katterhagen (Tacoma, WA) 1980	17:35
11	Tina Gorbet (Lassen, Susanville, CA) 1988	17:38
12	Tracey Williams (Mtn View, El Monte, CA) 1986	17:42
13	Veronica Barajas (Channel Isl, Oxnard, CA) 1990	17:44
14	Ashley Black (Palos Verdes, CA) 1987	17:45
15	Nicole Houle (Hesperia, CA) 1986	17:46
	Karen Hecox (So Hills, W. Covina, CA) 1988	17:46
17	Wendy Sihner (Miramonte, Orinda, CA) 1981	*17:49
	Laurie Chapman (Gunderson, SJose, CA) 1984	17:49
	Carissa Seward (Goldendale, WA) 1988	17:49

SENIOR

1	Marnie Mason (Klamath Falls, OR) 1984	17:07
	Deena Drossin (Agoura, CA) 1990	17:07
3	Laurie Chapman (Gunderson, SJose, CA) 1985	17:10
4	Cory Schubert (Del Mar, San Jose, CA) 1982	17:15
5	Marilyn Davis (Miramonte, Orinda, CA) 1981	*17:16
	Jeannie Rothman (Westlake, WestkVlg, CA) 1990	17:16
7	Millicent Anderson (CynDelOro, Tucson, AZ) 1980	17:22
8	Inga Thompson (Reno, NV) 1981	*17:23
	Melissa Sutton (Newbury Park, CA) 1986	17:23
10	Kirsten O'Hara (Palos Verdes, CA) 1983	17:25
	Vickie Cook (Alemany, Mission Hills, CA) 1981	*17:26
12	Kim Roth (Sprague, Salem, OR) 1981	*17:28
	Kira Jorgensen (RanBuenaVista, Vista, CA) 1988	17:28
14	Denise Ball (Newbury Park, CA) 1981	*17:29
	Kathy Knowlton (Federal Way, WA) 1980	17:29
	Rebecca Chamberlain (Leigh, San Jose, CA) 1985	17:29
17	Kathleen Ebner (BishAmat, La Puente, CA) 1982	17:30
	Robbyn Bryant (Hesperia, CA) 1987	17:30

* - converted time from shorter course

RESULTS

Please send track & field / cross country results directly to: CTN, 4957 East Heaton, Fresno, CA 93727 or FAX (209) 255-4904.

TRACK

Armed Forces Track & Field Championships

June 4-6, Camp Pendleton, (Field Events at San Diego).

Men's Results

4x100 Relay: 1. Air Force 41.2, 2. Marine Corps 41.3, 3. Army 41.5.
5000m: 1. M. Michno (Air Force) 14:40.8, 2. M. Conover (Marine) 14:52.8, 3. M. Dudley (Air Force) 15:08.5.

100m HH: 1. M. Profit (Air Force) 14.11, 2. J. Register (Army) 14.23, 3. M. Wilson (Marine) 14.34.

800m: 1. C. Ward (Navy) 1:49.10, 2. E. Lindo (Air Force) 1:49.12, 3. T. Pieler (Marine) 1:50.15.

100m: 1. D. Napier (Army) 10.74, 2. H. Pilgrim (Army) 10.87, 3. W. White (Air Force) 10.89.

400m H: 1. M. Miller (Army) 53.73, 2. E. Mecham (Air Force) 54.95, 3. A. Jackson (Marine) 55.31.

3000 SC: 1. E. Mecham (Air Force) 9:00.0, 2. A. Pogue (Army) 9:01.2, 3. T. Carter (Army) 9:17.0.

HJ: 1. R. Clark (Army) 7-1, 2. J. Healy (Navy) 6-11 3/4, 3. J. Barrineau (Army) 6-10 3/4.

SP: 1. R. Sennert (Navy) 55-11, 2. C. Parks (Army) 53-5, 3. K. McGinnis (Air Force) 52-11 1/2.

LJ: 1. D. Davis (Army) 24-8 1/2, 2. J. Register (Army) 24-7 3/4, 3. A. Terrell (Army) 23-10 3/4.

JT: 1. F. Bellini (Marine) 213-9, 2. G. Miller (Navy) 191-6, 3. J. Zoillinger (Marine) 184-11.

DT: 1. M. Perkins (Army) 172-6, 2. B. Clevenger (Navy) 170-10, 3. D. Applegate (Air Force) 166-11.

TJ: 1. C. Swindell (Army) 50-9 1/2, 2. A. Terrell (Navy) 50-3 1/2, 3. L. Peterson (Air Force) 49-11 3/4.

HT: 1. M. Howard (Navy) 180-0, 2. D. Applegate (Air Force) 160-7, 3. R. Sennert (Navy) 140-8.

PV: 1. J. Strong (Air Force) 15-5, 2. A. Calcoezi (Army) 15-1 1/2, 3. G. Davis (Air Force) 14-5 1/4.

400m: 1. J. Barb (Army) 47.21, 2. E. Lindo (Air Force) 47.76, 3. C. Ward (Navy) 47.8.

1500m: 1. M. Michno (Air Force) 350.0, 2. M. Conover (Marine) 355.9, 3. W. Freeman (Army) 358.3.

200m: 1. D. Napier (Army) 20.90, 2. W. White (Air Force) 21.39, 3. J. Crandall (Air Force) 21.74.

10,000m: 1. M. Dudley (Air Force) 31:42.45, 2. M. Peterson (Air Force) 31:42.48, 3. G. Mislick (Marines) 31:57.59.

4x400: 1. Army 3:11.0, 2. Air Force 3:11.5, 3. Navy 3:12.9.

Team Scores: 1. Air Force 77, 2. Army 73, 3. Navy 37, 4. Marines 26.

Women's Results

100m HH: 1. S. Thomas (Army) 14.52, 2. V. Manning (Air Force) 15.12, 3. M. Wheeler (Air Force) 15.83.

3000m: 1. M. Shue (Navy) 10:09.52, 2. L. Chandler (Air Force) 10:24.83, 3. C. Marana (Army) 10:25.74.

800m: 1. G. Conway (Air Force) 2:09.5, 2. R. Ruker (Army) 2:18.5, 3. C. Swift (Army) 2:23.6.

100m: 1. J. Turing (Army) 12.21, 2. G. Grant (Air Force) 12.42, 3. K. Burns (Army) 12.48.

HJ: 1. J. Brown-Higgins (Navy) 5-4 1/2, 2. K. Lewis (Marine) 5-1, 3. L. House (Navy) 4-11.

SP: 1. M. Wheeler (Air Force) 39-6, 2. J. Magee (Air Force) 37-5, 3. T. Turing (Army) 36-0 3/4.

DT: 1. M. Magnan (Navy) 141-6, 2. J. Magee (Air Force) 134-8, 3. B. Butler (Navy) 119-9.

LJ: 1. E. Willis (Army) 19-4 1/4, 2. M. Wheller (Air Force) 17-11 3/4, 3. V. Britton (Army) 17-10 1/4.

JT: 1. J. Turing (Army) 142-6 1/2, 2. D. Lovely (Army) 133-8 1/2, 3. J. Magee (Air Force) 118-10 1/2.

400m: 1. G. Conway (Air Force) 54.7, 2. R. Morris (Army) 55.5, 3. J. Turing (Army) 57.7.

200m: 1. J. Turing (Army) 24.0, 2. R. Morris (Army) 24.5, 3. G. Grant (Air Force) 25.6.

5000m: 1. L. Chandler (Air Force) 18:04.59, 2. S. Henke (Air Force) 18:08.65, 3. C. Marana (Army) 18:21.37.

1500m: 1. M. Shue (Navy) 4:43.03, 2. R. Sparks (Air Force) 4:53.82, 3. A. Reecy (Air Force) 4:59.96.

4x400: 1. Army 3:47.20, 2. Air Force 3:59.95, 3. Marines 4:19.64.

Team Scores: 1. Air Force 62, 2. Army 58, 3. Navy 26, 4. Marines 4.

Camino 50, 2. Long Beach 50, 3. Glendale 109, 4. Rancho Santiago 130, 5. SD Mesa 135.



GABINO TOLEDO (left) and FRANCIS O'NEILL

Photo by Kirby Lee

WOMEN

1. Tracy Rose (LBCC) 18:28.2, 2. Jean Harvey (Antelope Vly) 18:37, 3. Aguilar (LACC) 19:05.2, 4. Grace Padilla (Glendale) 19:18.7, 5. Davis (Irvine Vly) 19:33.8. TEAMS: 1. Mt. San Antonio 72, 2. Irvine Valley 79, 3. Moorpark 146, 4. Pasadena 150, 5. El Camino 161.

Watermelon Run

Sept. 7, Fresno State Campus. 6 MI., 4 MI. & 2 MI.

Overall Results - 6 Mile

Place/Name	Time	Pred.	Errr
1 Joe Carnegie	32:32	33:00	28
2 Jesus Pintero	32:33	33:00	27
3 Jose Sanchez	32:35	33:05	30
4 Craig Elia	36:04	36:40	36
5 John Gould	36:07	34:35	1:32
6 Curt Elia	36:42	36:45	33
7 J.P. Badasci	37:20	38:00	40
8 Ben Faz	40:03	42:00	1:52
9 Steve Unzueta	40:40	43:00	1:20
10 Jesse Quintana	41:11	38:00	2:11

Overall Results - 4 Mile

1 Jamey Harris (FSU)	19:55	20:00	:05
2 Nelf McGhie (FSU)	20:04	20:10	:06
3 Kevin Baxter (FSU)	20:05	20:25	:19

4 C. Alexander (FSU)	20:32	20:55	:23
5 Tim Coburn (FSU)	20:37	20:40	:03
6 John Beckmanis (FSU)	20:43	21:20	:37
7 Tom Counts	21:00	20:30	:30
8 Ryan Bow (FSU)	21:13	21:00	:13
9 Joe Carneiz	21:15	21:00	:15
10 Marc Lawson	21:26	22:12	:46
11 Larry Shaw (FSU)	21:33	20:46	:47
12 Joe Amendt (FSU)	21:47	21:40	:07
13 Brian Purcell	22:17	22:00	:17
14 David Hurnblad	22:19	21:30	:49
15 Kevin Mille	22:33	23:03	:30
16 Joe Feryn	22:47	23:00	:13
17 Emie Flores	22:49	25:00	2:11
18 Kevin Forbes	23:15	24:30	:15
19 Robert Spencer	23:41	24:30	:49
20 Matt Ludy	23:43	26:05	2:22

Overall Results - 2 Mile

1 Jimmy Rivara	10:47	10:20	:27
2 Craig Stanley	10:54	10:33	:21
3 Tony Tynan	11:04	11:35	:31
4 Dina Farage (FSU)	11:17	10:45	:32
5 Matthew Woodley	11:18	11:26	:08
6 K.L. Lake	11:18	11:22	:04
7 Joe Feryn	11:26	12:00	:32
8 Shannon Lieder (FSU)	11:28	11:30	:02
9 Joe Shannon	11:29	11:11	:17
10 Jason Nunes	11:30	11:10	:20
11 Evelyn Marino (FSU)	11:39	11:35	:04
12 Bryan Stanley	11:42	10:43	:59
13 Noelle Righter (FSU)	11:42	11:30	:12
14 Stacey Buehner	11:46	11:30	:16
15 Aaron Gardner	11:53	12:30	:37
16 Julie Verke (FSU)	11:54	11:45	:09
17 Shawn Young	11:59	14:00	2:01
18 Robert Baxter	12:03	11:30	:33
19 Lucas Bianchi	12:05	14:00	1:54
20 Brian Weaver	12:10	12:00	:10
21 Nate Fast	12:13	11:34	:39
22 Chris Coleman	12:13	12:30	:17
23 Jody Gannon (FSU)	12:19	13:00	:41
24 Dennis Nooper	12:29	12:00	:29
25 Tonya Russell (FSU)	12:31	12:25	:05
26 David Kurtze	12:36	12:15	:21
27 Pablo Mahirey	12:46	12:56	:10
28 C.J. Nakayama	12:47	12:45	:02
29 Nate Bezayiff	12:48	11:52	:56
30 Bill Buehner	12:51	14:00	1:09

Claremont vs Westmont

September 7, Goleta-More Mesa 4 Mile Course.

Overall Results - Women

1. Michelle Lubinsky (W) 24:59, 2. Patty McNulty (W) 25:44, 3. Shea Abby (W) 25:53, 4. Beth Mercier (W) 26:02, 5. Anna Hellsabeck (W) 26:40, 6. Charlie Stoddard (CM) 27:01, 7. Heidi Ravkin (CM) 27:01, 8. Janelle Tozer (W) 27:34, 9. Kelly Jo Norman (CM) 28:10, 10. Emily Mitchell (CM) 28:30, 11. Gretchen Brugman (CM) 29:51, 12. Jennifer Olson (CM) 31:24, 13. Jen Glantz (CM) 31:40, 14. Nicole Ballew (CM) 31:46, 15. Emily Nicholson (W) 33:58, 16. Ruth Hull (W) 36:11.

CROSS COUNTRY

San Diego Mesa Invitational

September 6, Balboa Park.

MEN

1. Gabino Toledo (SDMesa) 20:24.8, 2. Francis O'Neill (LBCC) 20:45.5, 3. Robert Nelson (Glendale) 20:51.0. TEAMS: 1. El

RESULTS

Fresno City College X-C Invitational

September 7. Woodward Park, Fresno.
Men's Results - 4 Miles

Team Scores: 1. American River 55, 2. Hartnell 126, 3. Santa Rosa 140, 4. West Valley 145, 5. Sequoias 159, 6. Golden West 170, 7. Fresno 215, 8. Taft 225, 9. Allan Hancock 272, 10. LA Valley 283, 11. Cerritos 298, 12. DeAnza 332, 13. Cuesta 358.


Incomplete Teams: Cerro Coso, San Jose.

1. Scott Downes (WVC) 21:15, 2. Tony Roman (Hart) 21:17, 3. Brett Dobson (TC) 21:17, 4. Luis Cazorla (AHC) 21:22, 5. Jason Pacheco (WVC) 21:23, 6. Artie Huff (ARC) 21:29, 7. Sean Fitzpatrick (SRJC) 21:32, 8. Max Guardiola (COS) 21:32, 9. John Conway (ARC) 21:36, 10. John Scott (ARC) 21:37.

11. Scott Weber (COS) 21:38, 12. Ryan Adams (ARC) 21:43, 13. Larry Soliven (Hart) 21:44, 14. Will Bower (Hart) 21:50, 15. Aaron Burch (Cues) 21:51.

Women's Results - 3.1 Miles

Team Scores: 1. West Valley 60, 2. Hartnell 80, 3. Sequoias 154, 4. LA Valley 165, 5. American River 166, 6. Santa Rosa 180, 7. Allan Hancock 183, 8. DeAnza 184, 9.



SCOTT DOWNES

Photo by Bill Cockerham

Bakersfield 192, 10. Golden West 214, 11. Cuesta 223, 12. San Jose 227.

Incomplete Teams: Cerro Coso, Cerritos, Taft.

1. Karen Rowen (WVC) 19:22, 2. Rachel Austin (ARC) 19:46, 3. Shirley Weller (COS) 19:57, 4. Vanessa John (WVC) 20:24, 5. Lucia Navarro (SRJC) 20:28, 6. Karen Carrillo (Hart) 20:47, 7. Sharon Brown (AHC) 20:51, 8. Diane Henderson (Hart) 20:52, 9. Genevieve Farnady (WVC) 20:08, 10. Javiera Trigos (SJCC) 21:10.

11. Stacey James (TC) 21:11, 12. Kristen Diggs (ARC) 21:14, 13. Kristen McGowan (TC) 21:15, 14. Elizabeth George (AHC) 21:16, 15. Denise Condi (Cues) 21:22.

Cal State Fullerton Invitational

September 7. CS Fullerton. University & College.

Overall Results - Men

Team Scores: University: 1. UCSB 29, 2. CSUF 39, 3. SDSU 142, 4. CPP 148, 5. CSUN 152, 6. LBSU and CSULA No Score.

Team Scores: College: 1. Biola 23, 2. SCC 32.

1. Joey Gomez (Unat.) 24:50, 2. Steve Frisone (CSUF) 24:51, 3. Angel Roman (Team Z) 25:01, 4. Brock Vaughn (Team Z) 25:05, 5. Chris Jimenez (Biola) 25:08, 6. Don Patti (UCSB) 25:13, 7. David Loud (Team Z) 25:24, 8. Jim Swinson (Unat) 25:27, 9. Carter Yarborough (CSULA) 25:31, 10. Mike Brown (UCSB) 25:32.

11. Damian Capozzola (UCSB) 25:38, 12. Bill Aronson (UCSB) 25:40, 13. Gary Borbon (Team Z) 25:42, 14. Rob Ladner (SDSU) 25:43, 15. Bob Adams (Unat) 25:44, 16. Rene Gutierrez (CSUF) 25:44, 17. Tom Casto (CSUF) 25:45, 18. Tony Sanchez (Unat) 25:50, 19. Paul Martineau (CSUF) 25:55, 20. Eddie Toro (Team Z) 25:55.

Overall Results - Women

Team Scores: University: 1. UCLA 37, 2. CSULA 102, 3. Hawaii 109, 4. UCSB 121, 5. SDSU 182, 6. CSUN 205, 7. UNLV 244, 8. CPP 265, 9. CSUF and LBSU No Score. Team Scores: College: 1. SCC 32, 2. APU 32, 3. Biola and CHC No Score.

1. Nicole Nugent (UCLA) 17:56, 2. Kira Jorgensen (UCLA) 18:14, 3. Diane McCarthy (UNLV) 18:28, 4. Beth Bartholomew (UCLA) 18:32, 5. Heather Killeen (CSUF) 18:35, 6. Chrystee Perkins (SDSU) 18:36, 7. Kim Ojeda (CSULA) 18:39, 8. Kristin Peters (CSUF) 18:47, 9. Brooke Mabe (LBSU) 18:49, 10. Mary Schumacher (LBSU) 18:50.

11. Kara Bradbury (UCSB) 18:51, 12. Rosa Cazares (CSULA) 18:57, 13. Lori Andeen (UCLA) 18:58, 14. Eva Orozco (Unat) 18:58, 15. Amanda Diulio (Hawaii) 19:04, 16. Julie Thomas (UCSB) 19:13, 17. Teresa Chunovich (CSUF) 19:15, 18. Kathy Lee (UCLA) 19:16, 19. Angela Diulio (Hawaii) 19:17, 20. Lucinda Reyes (Unat) 19:19.

Fresno State Invitational

September 14. Woodward Park, Fresno.


Men's Results

1. Jamey Harris (FSU) 24:54, 2. Shannon Winkelman (UCRiverside) 24:59, 3. Rob Price (UCI) 25:05, 4. Dave Scudamore (Stanford) 25:15, 5. Marcial Beltran (Unat) 25:15, 6. Fred Carter (Stanford) 25:17, 7. Mike Nielsen (UCI) 25:17, 8. Peter Woods (Nevada) 25:19, 9. Chris King (Nevada) 25:20, 10. Jason Lienau (FSU TC) 25:22.

11. David Hesseltine (UCI) 25:30, 12. Neff McGhie (FSU) 25:31, 13. Brian Hild (UCI) 25:35, 14. Aaron Moscorro (UCI) 25:36, 15. Scott Hempel (CPSLO) 25:38, 16. Dan Berkeland (CPSLO) 25:43, 17. Kevin Baxter (FSU) 25:44, 18. Jeff Pierce (Unat) 25:45, 19. Sasha Vujic (CSUN) 25:45, 20.

Bill Branigan (UCI) 25:57.

Team Scores: 1. UC Irvine 41, 2. Fresno State 79, 3. Cal Poly SLO 87, 4. Nevada Reno 93, 5. Stanford 100, 6. UC Riverside



JAMEY HARRIS (left) and SHANNON WINKELMAN

Photo by Bill Cockerham

202, 7. Point Loma 212, 8. CSUN 214, 9. California 217, 10. CS Bakersfield 275, 11. Sacramento State 301.

Women's Results

1. Traci Goodrich (UCI) 17:25, 2. Kristina Hand (CPSLO) 17:44, 3. Janet Bowie (Cal) 17:48, 4. Rayna Cervantes (UCI) 18:06, 5. Dina Farage (FSU) 18:14, 6. Shannon Lieder (FSU) 18:17, 7. Diane McCarthy (UNLV) 18:18, 8. Jado Preto (Unat) 18:28, 9. Tiffany York (UCI) 18:28, 10. Julie Verke (FSU) 18:31.

11. Kim Ojeda (CSLA) 18:32, 12. Lisa Myles (Nevada) 18:37, 13. Sita Jones (UCI) 18:38, 14. Vanessa Couch (Pt. Loma) 18:40, 15. Melanie Hiatt (CPSLO) 18:42, 16. Kim Neighbour (Nevada) 18:44, 17. Wendy Griffith (UCI) 18:46, 18. Tracy Leichter (CPSLO) 18:48, 19. Pam Boyles (CSUB) 18:56, 20. Vicki Peterson (CPSLO) 18:59.

Team Scores: 1. UC Irvine 41, 2. CPSLO 73, 3. Fresno State 75, 4. Cal State L.A. 130, 5. California 150, 6. Nevada Reno 172, 7. UC Riverside 182, 8. Pt. Loma 195, 9. CS Northridge 208, 10. UNLV 252, 11. Sacramento State 274.

Whittier College Invitational

September 14. Ralph B. Clark Regional Park, Buena Park.

Men's Results

1. Chris Jimenez (Biola) 20:55, 2. Jonz Norine (Cal Luth) 21:20, 3. Rick DeLeon (Cal Luth) 21:21, 4. Brian Barnes (CMS) 21:24, 5. Luis Escanuela (Col of Desert) 21:29, 6. Matt McAdams (CMS) 21:39, 7. Fred Mirvaian (Redlands) 21:49, 8. Brian Hudgens (P-P) 21:50, 9. Jose Sanchez (FPC) 21:50, 10. Tom Counts (FPC) 21:50.

11. Juan Gutierrez (Rio Hondo) 22:06, 12. Rich Lockwood (Golden West) 22:09, 13. Edward Yuh (Whittier) 22:10, 14. John Garrett (Redlands) 22:15, 15. Chris Manfredi (P-P) 22:19, 16. Shaan Blanchard (Whittier) 22:22, 17. Brad Aagaard (CMS) 22:25, 18. Joe Feyn (FPC) 22:27, 19. Mark Perkins (Whittier) 22:28, 20. J.T. Vida (Redlands) 22:35.

Team Scores: 1. Whittier College 91, 2. Fresno Pacific College 95, 3. Claremont-Mudd-Scripps 99, 4. Redlands University 137, 5. Golden West 138, 6. Pomona-Pitzer 152, 7. Southern Utah Univ. 202, 8. (tie) Biola and Rio Hondo 215, 10. Golden West "B" 246.

11. College of the Desert 298, 12. Claremont-Mudd-Scripps "B" 301, 13. Fresno Pacific "B" 314, 14. So. Calif. College 355, 15. Pepperdine 372, 16. Whittier "B" 384, 17. Saint Mary's 479, 18. Claremont-Mudd-Scripps "C" 510.

Women's Results

1. Heather Whitney (So. Utah) 18:59, 2. Kelly Redfield (P-P) 19:36, 3. Missi Hurlow (St. Mary's) 19:41, 4. Amber Coley (SCC) 19:45, 5. Anna Pett (So. Utah) 19:46, 6. Jill Moore (St. Mary's) 20:01, 7. Kristin Shaw (So. Utah) 20:05, 8. Aimee Tolan (St. Mary's) 20:06, 9. Arpan Melwani (St. Mary's) 20:14, 10. Dascha Spellman (St. Mary's) 20:32.

11. Jen Fritz (Pepperdine) 20:35, 12. Tara Barnhart (Whittier) 20:46, 13. Heidi Roberts (CMS) 20:47, 14. Stacey Cabral (SCC) 20:48, 15. Vicky Munoz (Redlands) 20:48, 16. Charlie Stoddard (CMS) 20:55, 17. Erika Timm (So. Utah) 20:58, 18. Bethany Markee (Mt. St. Mary's) 21:09, 19. Kelly Jo Norman (CMS) 21:10, 20. Kerry Engler (St. Mary's) 21:13.

Team Scores: 1. Saint Mary's 36, 2. Southern Utah Univ. 55, 3. Claremont-Mudd-Scripps 111, 4. Pomona-Pitzer 116, 5. Whittier College 153, 6. Saint Mary's "B" 170, 7. Pepperdine 200, 8. Southern Calif. College 209, 9. Mount Saint Mary's 260, 10. Pomona-Pitzer "B" 294.

11. Golden West 295, 12. Mills College 305, 13. La Verne 371, 14. La Verne "B" 487.

Sweepstakes Results: 1. Claremont-Mudd-Scripps 210, 2. Whittier College 244, 3. Southern Utah University 257, 4. Pomona-Pitzer 268, 5. Golden West 433, 6. Saint Mary's 515, 7. Southern Calif. College 564, 8. Pepperdine 572.

Qualifying Standards

1992 U.S. Olympic Track and Field Trials

There are two set of qualifying standards for the 1992 U.S. Olympic Track and Field Trials. The two standards are automatic and provisional. An athlete meeting the Automatic standard qualifies for the 1992 U.S. Olympic Track and Field Trials. An athlete meeting the Provisional standard will be accepted into the 1992 U.S. Olympic Track and Field Trials only if the number of declared automatic qualifiers does not reach the minimum field size.

In those specific cases, a provisionally qualified athlete will be accepted based on ranked order of their verified submitted performance mark.

Men's Qualifying Standards

	Automatic Qualifying		Provisional Qualifying		Minimum Field
	Auto	Manual	Auto	Manual	
100 Meters	10.23	N/A	10.32	N/A	32
200 Meters	20.47	N/A	20.70	N/A	32
400 Meters	45.49	N/A	46.01	N/A	32
800 Meters	1:47.20	1:47.2	1:48.00	1:48.0	32
1500 Meters	3:41.35	3:41.3	3:43.15	3:43.1	36
5000 Meters	13:45.00	13:45.0	13:53.00	13:53.0	36
10,000 Meters	28:38.00	28:38.0	29:02.00	29:02.0	24
110m Hurdles	13.64	N/A	13.88	N/A	32
400m Hurdles	50.20	N/A	50.85	N/A	32
3000m Steeple	8:41.00	8:41.0	8:48.64	8:48.6	36
20K Race Walk	1:30:00.00	1:30:00.0	-Top 15 Performers-		15
Decathlon	7850	7850	7500	7500	18

	Automatic Qualifying		Minimum Field
	Auto	Manual	
High Jump	2.30	2.23	24
Pole Vault	5.70	5.50	24
Long Jump	8.15	7.92	24
Triple Jump	16.60	16.20	24
Shot Put	19.50	18.50	24
Discus	61.00	58.00	24
Hammer	66.00	61.50	24
Javelin	75.00	70.00	24

Women's Qualifying Standards

	Automatic Qualifying		Provisional Qualifying		Min. Field
	Auto	Manual	Auto	Manual	
100 Meters	11.45	N/A	11.67	N/A	32
200 Meters	23.32	N/A	23.70	N/A	32
400 Meters	52.50	N/A	53.57	N/A	32
800 Meters	2:03.59	2:03.5	2:05.40	2:05.4	32
1500 Meters	4:15.00	4:15.0	4:19.90	4:19.9	36
3000 Meters	9:03.00	9:03.0	9:18.00	9:18.0	24
10,000 Meters	33:20.00	33:20.0	34:12.00	34:12.0	24
100m Hurdles	13.35	N/A	13.63	N/A	32
400m Hurdles	57.60	N/A	59.45	N/A	32
10K Race Walk	50:00.00	50:00.0	-Top 15 Performers-		15
Heptathlon	5800	5800	5400	5400	18

	Automatic Qualifying		Minimum Field
	Auto	Manual	
High Jump	1.89	1.84	24
Long Jump	6.47	6.34	24
Shot Put	16.00	15.00	24
Discus	55.00	51.50	24
Javelin	54.00	50.00	24

Women's Invitational/Exhibition Events

The International Competition Committee of The Athletics Congress/USA will conduct women's invitational/exhibition events at the 1992 U.S. Olympic Track and Field Trials at the discretion of the Women's Track and Field Committee. Female athletes will be invited to compete in the following events by the Women's Track and Field Committee.

5000 Meters	Top 12 Performers
2000 Steeplechase	Top 12 Performers
Hammer	Top 12 Performers
Triple Jump	Top 12 Performers

Drug Testing

Anti-doping tests will be administered at the 1992 U.S. Olympic Track and Field Trials. Discovery of any forbidden substances will be reported to the International Amateur Athletic Federation as prescribed by International Amateur Athletic Federation and The Athletics Congress/USA rules. A positive sample will result in loss of eligibility to be a member of the 1992 U.S. Olympic Track and Field Team as well as the opportunity to compete in the 1992 Olympic Games. Some prescription and over-the-counter medications contain banned substances. Information regarding drugs and drug testing may be obtained by calling the United State Olympic Committee Drug Hot Line at (800) 233-0393.

1992 U.S. Olympic Track & Field Trials
 Friday, June 19 thru Sunday, June 28 ▲ Tad Gormley Stadium, New Orleans
 For ticket brochures call (504) 484-1992.