


SEPTEMBER 1991

# CALIFORNIA

## Track News



BULK RATE  
U.S. POSTAGE  
PAID  
Fresno, CA 93706  
Permit No. 629

Track & Field ■ Cross Country

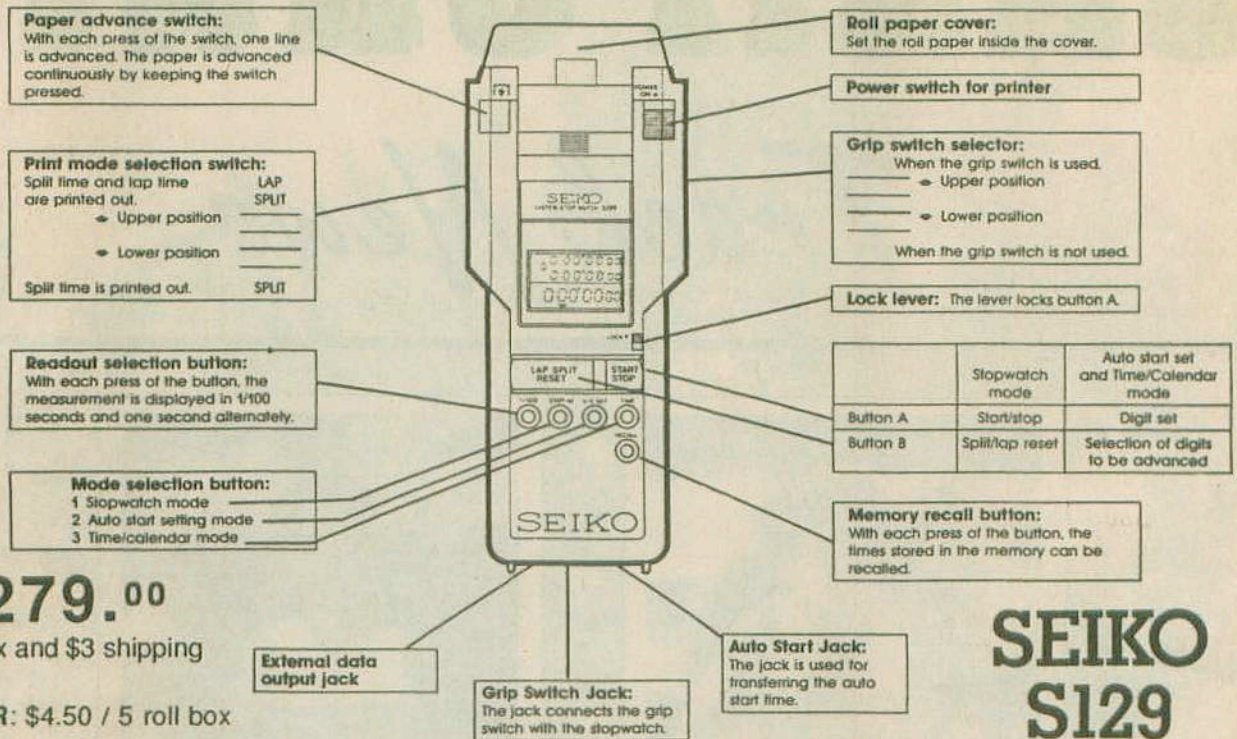
Eighteenth Year

PREP CROSS COUNTRY PREVIEW

\$2.25

# Digital Quartz Printing Stopwatch S129

## DISPLAY AND BUTTON/SWITCH OPERATION



**\$279.00**

+ Tax and \$3 shipping

PAPER: \$4.50 / 5 roll box

## System Printer

The following data is printed permanently on tape:

1. Year, Month, Date and Time are automatically printed
2. Print Select: either Split (cumulative) or Split/Lap (cumulative and lap times)
3. Places: printed to "99," then start again at "0"
4. Printed Data: printed out immediately as measured or printed later from the memory function of the stopwatch.

### SAMPLES OF PRINTER TAPE SHOWING SPLIT AND SPLIT/LAP

```

1989  3 28
START 17:06
SPLIT
1-0:00'19 13
2-0:00'20 41
3-0:00'21 69
4-0:00'23 14
5-0:00'24 60
6-0:00'26 11
7-0:00'27 58
8-0:00'29 21
9-0:00'33 78
10-0:00'37 18
    
```

```

1989  3 28
START 17:07
SPLIT / LAP
1-0:00'07 06
0:00'07 06
2-0:00'09 03
0:00'01 97
3-0:00'11 11
0:00'02 08
4-0:00'13 15
0:00'02 04
    
```

## Applications

The Seiko Digital Quartz Printing Stopwatch is a multipurpose hand-held timing system that provides a printed record of all time measurements — even rapid successive times. It is used for a variety of timing and training applications in sports, recreation and fitness activities, and for industrial work time samples and laboratory testing.

## Specifications

### Time Base and Accuracy:

Quartz oscillator, ±0.5 seconds (24 hours/70°F)

### Printout:

9 hours, 59 minutes, 59.99 seconds maximum, then repeats. Prints 300 to 600 lines per roll depending on print selection.

### Time Measurement: 1/100 of a second

### LCD Stopwatch Display:

6 digits Split/Lap Time, 7 digits Running Time, 2 digits show Place or Lap Number.

### Modes:

Split Time and Split/Lap Time, time of day and calendar.

### Temperature:

Accuracy guaranteed ranges 23°F to 104°F; operational ranges 5°F to 131°F.

### Dimensions:

3.25" W x 8" L x 4" D

Weight: 12 ounces with batteries, paper and cord

### Batteries:

Stopwatch: 1 Lithium battery, SB-T 51 (3-year maximum life).  
 Printer: 4 AA size alkaline batteries, Eveready E91, Ray-O-Vac 815, Duracell MN1500. Will print approx. 10,000 lines.

### Construction:

Cases are high impact plastic with Hardlex stopwatch display crystal.

**JACK'S ATHLETIC SUPPLY**

P.O. Box 459, San Carlos, CA 94070 • (415) 595-2249

# CALIFORNIA

## Track News

**Bill Cockerham**  
Editor & Publisher

**Judy Cockerham**  
Production/Advertising Manager

**Elaine Fraley**  
Production Assistant

**Keith Conning**  
High School Editor

**Doug Speck**  
Southern California  
High School Editor

**Dennis McClanahan**  
California Coaches Alliance

**Bill Minarik**  
SoCal Diary

**Jim Hunt**  
Technique & Training

PHOTOGRAPHERS: Keith Conning, Bill Cottles, Burt Davis, Rich Gardner, Don Gosney, Kirby Lee, Bill Leung, Jr. and Doug Speck.

SENIOR EDITORS: Percy Knox (Masters Men Track & Field); Bob Womack (High School All-Time Lists).

California Track News is published 11 times per year - one issue per month except December which is combined with November. Each issue is mailed about the first of the month.

California Track News has an average circulation of 2,000 copies; these consist of paid subscriptions, store sales, and promotional copies.

California Track News is mailed third class bulk rate and is not forwardable. When you move, please let us know at least 4 weeks in advance.

SUBSCRIPTION RATES: 1 year (11 issues) \$18; 2 years (22 issues) \$32; 3 years (33 issues) \$43. Add \$10 per year for U.S. first class; \$12 per year for Canada and Mexico; \$22 per year for foreign airmail.

ADVERTISERS: Closing date the first of the month previous to cover date. Send for current rate card. Special discounted rates for meet/tracks/direct ads.

4957 E. Heaton Ave.  
Fresno, CA 93727  
(209) 255-4904  
FAX (209) 255-4904



# TABLE OF CONTENTS

## SEPTEMBER 1991

Schedule.....	4	All-Time California High School Girls List.....	20
Around the State.....	6	Prep Notes.....	24
1991 California State High School Best Marks.....	8	Subscription Form.....	27
U.S. Olympic Festival.....	12	Results.....	28
High School Cross Country Preview.....	16		

## FROM THE EDITOR

### Still Hungry in Los Angeles

I love Chinese food. I like the smell, I like the taste. In Fresno, the Sunrise Kitchen special plate costs only \$2.95 and just one of these on a take-out order feeds our family of four. It's great! But, you know, a half-hour later we are hungry again.

With the U.S. Olympic Festival in California for the first time, I anticipated a track and field feast. The Olympic Festival is where Holis Conway set an American record in the high jump with a leap of 7-10, Jackie Joyner-Kersey broke the world record in the heptathlon with a score of 7,158. It's where world records in the men's and women's 100 meters were set 15 minutes apart by Calvin Smith and Evelyn Ashford, and where other world leading marks were set by people like Renaldo Nehemiah, Carl Lewis and Valerie Brisco. In 1987 the track and field portion of the Festival drew a total of 41,700 spectators with 19,617 on one day alone. Sounds like the menu has been good.

The track and field gastronomic juices were going strong leading up to the mid-July event being served at UCLA's popular Drake Stadium. I enjoyed the good weather, the great facility, the well-managed meet, the pomp and pageantry, and the camaraderie with fellow track and field aficionados. It was a good meet; it was fun. Afterwards, however, I was still hungry for the unending excitement of a big track meet.

I can't put my finger on it exactly. Maybe the feeling came from being too relaxed with the half hour to 45-minute and longer between events. I had just come from the high school state meet where you don't go for a hotdog without missing an event. Here, I had time to explore the many campus libraries, check out the bookstore, and be impressed with the weight room - all between events. Sure, it was fun and it was relaxed, but, man, I was hungry for the fast paced stimulation of a "big" track meet. I'm just glad the people on my left and right (Doug Speck and Keith Conning) woke me up in time for each event.

The local media blamed the low attendance (fewer than 1,000 on some days) on the Los Angeles mentality of being spoiled by always having the world's best to watch in their other sports, i.e. the Dodgers, Rams,

Lakers and so on. This meet, was admittedly without world leaders and admittedly a "development" meet-a meet for up-and-coming world leaders. That's fine with me. I'm the guy who won't miss the class "C" 660 yard race in a junior high meet. But, I don't need more than ten minutes to assimilate and savor the drama of each event before getting into the next piece of action.

O.K., so I thought there was too much time between events. I also think the whole meet, in its present format, could have been contested in just one day, two at the most. A four day meet is a big expense for out of town spectators. O.K., so I'm cheap, too. I think more out of towners would have come if it had been only a one or two day affair.

If the meet remains spread out over four days, I would suggest adding more competitors and holding heats and flights or additional sections. I'm not talking about another Dan Schrum production like the Mt. SAC Relays binge, but at least give additional athletes the opportunity for this kind of "development." It's not contradictory to be developmental and be big.

Judy says my problem is that I am a workaholic and that I don't know how to relax. Probably so, but I do like to take time for a satisfying good meal, I just don't want to be hungry again in a half hour - I have too much work to do.

ON THE COVER: Top prep returnees to cross country - ANGEL MARTINEZ and MILENA GLUSAC. See Doug Speck's Prep Cross Country Preview in this issue.

(Martinez photo by Kirby Lee. Glusac and background photo from Fine Flicks by Don Gosney.)

# SCHEDULE

Please send cross country and track information to CTN, 4957 E. Heaton Ave., Fresno, CA 93727.

The schedule is subject to change, so please verify dates, locations, times, etc., prior travelling to an event. It is a good idea to always include a self-addressed, stamped envelope when requesting information or entry forms.

## High School

### Track & Field

**Nov. 30 (Sat.): Long Beach.** Long Beach State Distance Carnival. (800, 1500, 3000, 5000, 10,000). Coach Andy Sythe (213) 985-4666 or Coach Rosenthal (213) 985-1700.

**Nov. 30-Dec. 1 (Sat-Sun): Long Beach.** Long Beach Winter Decathlon / Heptathlon. Coach Andy Sythe (213) 985-4666 or Coach Rosenthal (213) 985-1700.

### Cross Country

**September 20 (Fri.): Fresno:** The Clovis Independent X-C Invitational. Elementary and Jr. High. Woodward Park. 1:30 p.m. Steve Ward, Director (209) 299-7211 or 434-1040 (home).

**September 21 (Sat.): Fresno:** The Clovis Independent X-C Invitational. High School. 8 a.m. Woodward Park (State Meet/Kinney West course) 3 enrollment divisions. Steve Ward, Director (209) 299-7211 or 434-1040 (home).

**November 30 (Sat.): Fresno:** CIF/Reebok State High School X-C Championships. Woodward Park. Steve Ward (209) 299-7211 or 434-1040 (home).

**December 7 (Sat.): Fresno:** Kinney West Regional. Woodward Park. 8 races beginning at 9:30 a.m. Qualifier for Kinney Nationals on December 14. Kinney West, 4957 E. Heaton Ave., Fresno, CA 93727 (209) 456-0535.

## College & Open

### Track & Field

**Aug. 24-Sept. 1 (Sat.-Sun.): Tokyo, Japan:** IAAF World T&F Championships, Tokyo, Japan. TAC/USA, P.O. Box 120, Indianapolis, IN 46206. (317) 261-0500.

**Sept. 20 (Fri.): Barcelona, Spain:** IAAF/Mobil Grand Prix.

**Nov. 30 (Sat.): Long Beach State Distance Carnival.** Long Beach State. (Youth, high school, community college, university/open, masters.) Coach Andy Sythe (213) 985-4666 or Coach Rosenthal (213) 985-1700.

**Nov. 30-Dec. 1 (Sat-Sun): Long Beach.** Long Beach Winter Decathlon/Heptathlon. Long Beach State. (Open to high school, community college, university/open and masters.) Andy Sythe (213) 985-4666 or Coach Rosenthal (213) 985-1700.

### Cross Country

**Sept. 7 (Sat.): Fresno.** Watermelon Run. Fresno State campus. 2, 4 and 6 mile. 8 a.m. Coach Red Estes (209) 278-4097 or 278-2643.

**Sept. 14 (Sat.): Fresno.** FSU Invitational. Woodward Park. 9 a.m. Coach Red Estes (209) 278-4097 or 278-2643.

**Sept. 14 (Sat.): Whittier.** Whittier Invitational.

**Sept. 21 (Sat.): San Diego.** Aztec Invitational.

**Sept. 21 (Sat.): Sacramento.** Sacramento State Invitational.

**Sept. 28 (Sat.): Fresno.** Fresno Pacific Invitational. Woodward Park. 5 (women) and 8K (men). 9:30 a.m. Bill Cockerham, 1717 S. Chestnut, Fresno 93702 (209) 453-2000.

**Oct. 5 (Sat.): Palo Alto.** Stanford Invitational.

**Oct. 12 (Sat.): La Mirada.** Biol Invitational. 9 a.m.

**Oct. 19 (Sat.): San Luis Obispo.** Cal Poly Invitational. 9 a.m.

**Oct. 21 (Mon.): Tucson, AZ.** Arizona Invitational. 10 a.m.

**Nov. 2 (Sat.): Las Cruces, NM.** Big West Championship. 11 a.m.

**Nov. 16 (Sat.): Fresno.** NCAA Region 8 Meet. Woodward Park. 11 a.m.

**Nov. 25 (Mon.): Tucson, AZ.** NCAA I Cross Country Championships. Sheraton El Conquistador Resort, Tucson. Dave Murray, Ath. Dept., McKel Center, Univ. of Arizona, Tucson, AZ 85721. (602) 521-4829.

**Nov. 30 (Sat.): Boston, Massachusetts:** U.S. Cross Country Championships, Franklin Park, Boston NEAC, P.O. Box 1905, Brookline, MA 02146. (617) 566-7600.

# SCHEDULE

## Masters

### Track & Field

**September 22 (Sun.): Irvine:** Sri Chinmoy Masters Meet. UC Irvine. 45+. Sigalita Egger, Sri Chinmoy Marathon Team, 1921 S. Sherbourne Dr., Los Angeles, CA 90034 (213) 838-4746.

**October 5 (Sat.): Santa Barbara:** Club West Masters Meet. Santa Barbara Community College. Calif. Club West, P.O. Box 1059, Goleta, CA 93117. Lloyd Albright (805) 682-9540.

**October 22-25 (Tues.-Fri.): St. George, UT:** World Senior Games. 50+. T&F/Road Races (5K 10/23; 5K RW 10/24; 10K 10/25). Sylvia Wunderli, 1604 Walker Center, Salt Lake City, UT 84111 (801) 583-6231.

**Nov. 30 (Sat.): Long Beach:** Long Beach State Distance Carnival. (800, 1500, 3000, 5000, 10,000) Coach Andy Sythe (213) 985-4666 or Coach Rosenthal (213) 985-1700.

**Nov. 30-Dec. 1 (Sat-Sun):** Long Beach. Long Beach Winter Decathlon / Heptathlon. Coach Andy Sythe (213) 985-4666 or Coach Rosenthal (213) 985-1700.

### Cross Country

**November 30 (Sat.): Boston, MA:** 1991 TAC/USA National Masters Championships. Franklin Park. John McGrath or Sue Smith (617) 891-4538.

**March 20, 1992: Boston, MA:** International Veterans Cross Country Classic. (Precedes the IAAF World Cross Country Championships 3/21/92.) Franklin Park. John McGrath or Sue Smith (617) 891-4538. ♦



For advance ticket sales or tour information, please call or write our Official U.S. Tour Operator:

**FFT /Fresh Pond Travel**  
186 Alewife Brook Parkway  
Cambridge, MA 02138  
Phone: 617-661-9200  
Fax: 617-661-3354  
Toll free inside U.S. & Canada:  
1-800-645-0001

*The world is coming to Boston*

*on America's 500th birthday!!*

## 20th IAAF World Cross Country Championships


Franklin Park, Boston, MA  
Saturday, March 21, 1992


Plus:

**International Veteran's  
Cross Country Classic**  
Friday, March 20, 1992

In 1991:

**TAC/USA National Junior, Senior & Masters  
Cross Country Championships**  
Saturday, November 30, 1991





## ✓ Personal Best Award

Track and field standouts Jackie Joyner-Kersey, Bob Beamon, Willye White, Fred Newhouse, and Benita Fitzgerald are among the 24 U.S. Olympians who have been voted winners of the Clairol Personal Best Award, which recognizes outstanding individuals who have excelled in the sports arena but have also made a positive and lasting impact off the playing field by dedicating themselves to bettering the lives of others. Clairol is the official hair care sponsor of the 1992 U.S. Olympic Team.

The Personal Best Award is presented to one male and one female competitor from each of the Winter and Summer Olympic Games from 1968 through 1988. The winners were carefully selected from a field of 95 nominees, all of whom met criteria established by the United States Olympic Committee. The established criteria for the nominees includes: distinguishing themselves by qualifying to participate in the Olympic Games; exhibiting the ideals of fair play and Olympianism during Olympic competition; and demonstrating their "personal best" by improving the quality of life for countless others during their own post-Olympics life.

Joyner-Kersey, considered to be the best female athlete in the world, earned gold medals in the heptathlon and long jump at the 1988 Olympic Games and is expected to be a favorite in both events at the 1992 Olympics in Barcelona. She has established her own community foundation and frequently runs clinics for inner city youths across the country.

Beamon won the gold medal in the long jump at the 1968 Games. His record leap of 29 feet, 2 1/2 inches shattered the world mark by almost two feet and is considered to be one of the most remarkable performances in sports history. Having survived a childhood marked by poverty to earn a masters degree in psychology and counseling, he now helps youngsters through his job with the Dade County (Florida) Parks and Recreation Department.

White, the only female track and field athlete to represent the United States in five Olympic Games (1956-72) owns two silver medals in two events (long jump, Melbourne

1956 and 4x100 relay, Tokyo 1964). She is currently the director of recreation services for the Chicago Park District and makes hundreds of speeches to young men and women in schools about drugs, teenage pregnancy, and AIDS.

Newhouse, a track and field standout from Houston, captured a gold medal in the 4x400 relay in 1976 along with a silver medal in the 400. He currently serves as an engineer with Exxon's human resource department and devotes much of his energy to the Northwest Flyers track club. The 70 member club for kids 6-17 focuses on both athletic and cultural activities and is open to all youngsters who apply.

Fitzgerald was a member of the 1980 team that did not compete, but came back strong in 1984 with a gold medal performance in the 100-meter hurdles. She now serves as the regional director in Washington D.C. for Special Olympics, overseeing program development and offering technical assistance.

## ✓ 1993 Pan Am Juniors

Saskatoon, Canada, has won the bid to host track and field's 1993 Pan American Junior championships. A major Festival of Nationals will also be staged in and around the bi-annual championships. The 1991 Pan Am Juniors took place in July in Kingston, Jamaica. These games have been a springboard to international fame for many athletes, including Carl Lewis, who won the 100 meters in 10.43 at the first Pan Ams in 1980. In that same race, Ben Johnson was sixth in 10.88.

## ✓ Masters Going Strong

A couple of notes out of National Masters News: (1) "An amazing total of 1751 over-age-40 runners took part in the annual Carlsbad (Calif.) 5000 - the largest masters-only race in the United States." (2) More than 5,200 senior athletes age 55-and-older will compete in the U.S. National Senior Sports Classic - the Senior Olympics." (3) "A record total of 5,052 veteran athletes have entered the IX World Veterans Athletics Championships in Turku, Finland"

Switching from quantity to quality is a refer-

ence in the Corona Del Mar Newsletter:

"Talked to Payton Jordan, age 74, at the Occidental meet and he informed me that he recently ran a 13.49 100 meters and a 27.71 200 meters. Doesn't he know that 74 year old men should act their age and not run like 20 year olds?"

## ✓ NIKE and TAC Ally

Newly appointed NIKE Director of Athletics, Steve Miller announced a long-term partnership between NIKE and The Athletics Congress. Effective July 1, 1991, NIKE became the official, exclusive uniform, apparel and products sponsor of TAC and its athletics teams engaged in US National Team competition.

Miller, who Californians will remember as the cross country and track coach at Cal Poly SLO from 1976 to 1981, indicated it would be a ten year agreement. The first National Teams to wear the NIKE uniform were those representing the USA at the World University Games, July 19-25 and the Pan American Games August 3-11.

Tom Clarke, Vice President and General Manager of NIKE, characterized the newly forged relationship with TAC as much more than one of an official supplier. "NIKE and TAC have formed a strategic alliance to bring the many disciplines of athletics to the forefront of public attention. With the upcoming World Championships in Tokyo, the World Cross Country championships in Boston, the Olympics in Barcelona, and then Atlanta in 1996, we at NIKE have the unique opportunity to help the National Governing Body position the United States as the premiere power in athletics in the world. The combination of supremely talented American athletes, and NIKE's marketing expertise can stimulate positive interest in track & field."

For many years NIKE has been a leading corporate supporter of track & field, and road running in the United States. NIKE founded Athletics West in 1977 to help US athletes in their efforts to train for Olympic track & field events. At the time, NIKE's CEO Philip Knight summed up his feelings: "If American corporations like NIKE don't come to the aid of American athletes, we're going to watch

*continued next page...*

# AROUND THE STATE

ack & field in the United States slip off into mediocrity." When NIKE announced that Athletics West was expanding to become NIKE International, in September of 1989, there were 13 NIKE clubs providing support to nearly 500 post-collegiate athletes. According to Miller, "support to the entire NIKE club system will be enhanced by our new relationship with AC; the benefits of our many sponsorships are cumulative."

## 1992 World Juniors

The World Junior Championships date has been set for September 9-13 in Seoul, Korea.

## Two Trials Rest Days

The 1992 U.S. Olympic Track and Field Trials will take place Friday, June 19, through Sunday, June 28, at Tad Gormley Stadium in New Orleans. The Trials will have four days of competition, followed by a rest day. The fifth day of competition will be followed by another rest day. The remaining action will be spread over the next three days. Recent Trials have included only one rest day, scheduled after the first four days of competition.

The Trials will determine the United States team for the track and field events of the Olympic Games in Barcelona. Olympic track dates are July 31 through August 9. The top three finishers at the Trials qualify for the Olympics, provided they've met the qualifying standard.

The Organizing Committee for the 1992 U.S. Olympic Track & Field Trials has now opened shop in New Orleans. Their address is as follows: 1992 U.S. Track & Field Trials, 601 Poyola Ave., Suite 214, Poydras Plaza Mall, New Orleans, LA 70113. Ticket brochures are available by writing or calling (504) 484-1992.

## New Coach Fresno CC

Gary W. Bluth will succeed long-time Fresno City College track and cross country coach Bob Fries who retired last May after 26 years at FCC. Bluth, of Skyline College in San Bruno, takes over Fries' former duties when the fall semester begins. Bluth, 42, received his master's and bachelor's degrees in physical education from San Francisco State University. From September, 1990 until the present, Bluth was the head cross country coach and assistant track coach at Skyline. Earlier in his coaching career, Bluth was a Skyline assistant track coach from 1975-1987.

From 1987-90, Bluth coached women's cross country and was an assistant track coach at San Francisco State. His 1989 cross country team was the first in SFSU history to be nationally ranked (No. 15) among NCAA Division II universities. During his tenure, the men's and women's distance runners at SFSU broke eight school records and three of the record holders were ranked among the top ten in NCAA Division II.

## Popular Vault Official Dies

Horace Crow, 67, who retired in 1981 as the assistant personnel director of Sonoma County, suffered a heart attack and died last May 19 while watching the Giants-Montreal baseball game at Candlestick Park. Crow was well known as one of the nation's leading pole vault officials. He had officiated at the Olympic Games, the NCAA, TAC, Jenner, Fresno Relays, Modesto Relays and worked many Northern California dual meets and Los Gatos All-Comers meets. He was loved by vaulters and will be missed at the meets.

## Technique & Training Books

The following books are published by Tafnews Press and may be ordered from *California Track News*. See book order ad elsewhere in this issue.

**THE THROWS MANUAL.** Thanks to two well-known American coaches, there is now a comprehensive sourcebook on the four throwing events in track & field. George Dunn, a high school coach from Illinois, who is the chairman of TAC/USA's Level II Throws Committee, and Columbia University coach Kevin McGill have collaborated to produce a book that will be the authority for years to come on how to teach and coach these events. Each of the instructional chapters - Shot Put, Discus, Hammer, Javelin - takes the beginner through the most basic movements and continues on through advanced techniques and training methods. These chapters contain step-by-step teaching progressions, describe common faults and how to correct them, and suggests drills and exercises for conditioning and technique refinement. Other chapters discuss basic throwing principles, aerodynamics and mechanics, and basic training for throwers. It's not hyperbole to say that no more authoritative or up-to-date volume on the four throws has ever been published be-

fore. Dunn and McGill are both connected to the international coaching community and they have drawn on the latest thinking of researchers and authorities the world over. Get *The Throws Manual* and you won't need another coaching manual on the throwing events for a long time to come.

**SPRINTS & RELAYS** (3rd edition): Another fine addition to Jess Jarver's Contemporary Theory, Technique and Training series. This all new third edition contains the best of recent works on sprinting and relay racing including original contributions, reprinted pieces and new translations from experts around the world. There are five themes or sections: Modern Concepts, Training Procedures, The Female Sprinter, Talent Development and Sprint Relays. Among the 29 articles included are: Development of Muscular Relaxation in Sprinting, Dimensions of Motor Speed, Developing Maximum Running Speed, Training Problems in Women's Sprinting, The Sprinting Structure of Florence Griffith Joyner, The Young Sprinter, How to Predict Sprint Potential, Preparation of Sprint Relay Teams. *Sprints & Relays* offers a wealth of valuable information for every coach and serious athlete.

**ED FERN'S FLIGHT SCHOOL:** Here's an engaging, out-of-the-ordinary approach to teaching the high jump that high school track & field coaches will find very valuable. Fern is a former national-class high jumper who competed at Clemson in the mid-70s and who has been a high school coach in New Jersey for the past dozen years. In an informal and straight-ahead style, he takes you through the basics, step by step - from equipment and shoes to proper warmup and running form to simple approach runs and clearance techniques to the most advanced styles. By the end of this easy-to-follow, 80-page booklet, you'll have a good grounding in all aspects of flop high jumping. Fern's style is non-technical. He has turned out an immediately useful guide to the prep coach who wants to do right by his high jumpers, including all they'll need to know about daily workouts, conditioning, psyching up for competition and training, and much more. *Flight School* is a unique, individual work to be enjoyed and referred back to often by the coach, or even by the beginner who wants to learn the event himself.

# 1991 California State High School Best Marks



ERIN BLUNT (left) and TANYA SMITH

Photo by Bill Leung, Jr.


By DOUG SPECK

(Key: -Senior, \*Junior, \*\*Sophomore, \*\*\*Freshman,  
\*\*\*\*8th grader, \*\*\*\*\*7th grader.)

## Boys

### 100 Meters:

10.29	-Ricky Carrigan (Compton)
10.56	-Tim Martin (San Clemente)
10.57	-Ato Boldon (Piedmont Hills, San Jose)
10.59	*Riley Washington (Southwest, San Diego)
10.59	-Darnay Scott (Kearny, San Diego)
10.62	**Shawn Lewis (Wilcox, Santa Clara)
10.66	*Scott Hammond (Lincoln, San Diego)
10.66	-Matt Harding (San Dimas)



RICKY CARRIGAN

Fine Flicks by Don Gosney

10.69	-Donnell Moore (Crenshaw, L.A.)
10.70	-Ashaundi Smith (Etiwanda)
10.70	-Leonice Brown (San Fernando)
10.70	-Jacobbi Williams (Antioch)

### 200 Meters:

20.91	-Ricky Carrigan (Compton)
21.23	-Darnay Scott (Kearny, San Diego)
21.43	*Riley Washington (Southwest, San Diego)
21.46	-John Carter (Washington, L.A.)
21.47	-Edward Hervey (Compton)
21.47	-Matt Harding (San Dimas)
21.47	-Ato Boldon (Piedmont Hills, San Jose)
21.50	-Tim Martin (San Clemente)
21.54	*Gentry Bradley (Pius X, Downey)
21.56	-Leonice Brown (San Fernando)

### 400 Meters:

47.13	-Edward Hervey (Compton)
47.21	*Richard Dupree (Roosevelt, Fresno)
47.30	-Gerald McCladdie (Centennial, Compton)
47.60	*Derek Shepard (Lincoln, San Francisco)
47.71	*Milton Hughes (Stagg, Stockton)
47.73	-Roshawn Sims (Esperanza, Anaheim)
47.77	*Shanta Williams (Independence, San Jose)
47.93	-LaSalle Hughey (Rubidoux, Riverside)
48.02	-Rod Steel (Centennial, Compton)
48.10	*James Redd (Fontana)

### 800 Meters:

1:50.2	-Louie Quintana (Arroyo Grande)
1:52.34	-Alex Bynoe (Gunn, Palo Alto)
1:52.72	*Bryan Woodward (Poly, Long Beach)
1:52.95	-Mike Terry (El Modena, Orange)
1:53.37	-Robert Price (El Cerrito)
1:53.48	-Dan Niednagel (Dana Hills)
1:53.52	*Milton Hughes (Stagg, Stockton)
1:53.54	**Brian Wikerson (Merced)
1:53.66	*Mike Katri (Fortuna)
1:53.67	-Dutch Yerton (Eureka)

### One Mile:

4:10.74c	-Louie Quintana (Arroyo Grande)
4:11.59c	*Todd Tressler (San Marcos, Santa Barb)
4:13.69c	-Joe Garcia (Northview, Covina)
4:13.70c	*Daniel Das Neves (Helix, La Mesa)
4:13.73c	*T.J. Reyes (Lakewood)
4:14.35c	-Mike Bernstein (Gardon Grove)
4:15.34c	-Steve Guerrini (Santa Rosa)
4:14.39c	-Eric Spayde (Thous. Oaks)
4:15.00	-Hector Hernandez (MarVista, Impe Bc)
4:15.46c	-Robert Walker (San Pasqual, Escondido)

### Two Mile:

9:01.53c	-Dave Hartman (Canyon, Canyon Country)
9:04.53c	*Angel Martinez (San Gabriel)
9:05.21c	-James Menon (San Luis Obispo)
9:09.77c	-Steve Gonzales (Carson)
9:11.8c	-Louie Quintana (Arroyo Grande)
9:12.80c	-Javier Lozano (Helix, La Mesa)
9:13.60c	-Mark Douglas (Moreau, Hayward)
9:13.63c	-Peter Nichols (San Marino)
9:13.77c	-Hector Hernandez (MarVista, ImperialBc)
9:14.19c	-Billy Dixon (Hart, Newhall)

### 110 Meter High Hurdles:

13.67	-Isaac Carson (Jefferson, Daly City)
14.13	-Adrian Brown (Huntington Beach)
14.20	-Dominic Arnold (Wilson, Long Beach)
14.31	-Keith Williams (Escondido)
14.37	*Demond Smith (Hawthorne)
14.39	-Chris Redmond (Vallejo)
14.40	*Charlie Davidson (Saddleback, SantaAna)
14.53	-Eric Bell (Castle Park, Chula Vista)
14.54	-Jonas Bergstrom (Ripon)
14.56	?Dernell Reed (Castlemont, Oakland)

### 300 Meter Intermediate Hurdles:

36.9	-Keith Williams (Escondido)
37.64	-Don Jackson (Duarte)
37.65	*Demond Smith (Hawthorne)
37.75	-Chris Redmond (Vallejo)

continued next page..



# 1991 BEST MARKS

- 37.79 -Steve DeBerry (San Dimas)
- 37.85 -Damon Fox (Fremont, L.A.)
- 38.15 -Rob Landtiser (Canyon, Canyon Country)
- 38.30 -Dominique Arnold (Wilson, Long Beach)

- 6-10 -David Bass (Chowchilla)
- 6-10 \*Calvin Haynes (Western, Tulare)
- 6-9 \*Cliff Curtis (Elsinore, Lake Elsinore)
- 6-9 ?Derrick Harvey (NevadaUnion, GrassVly)



**ROBERT WALKER, LOUIE QUINTANA and STEVE GUERRINI**  
*Fine Flicks by Don Gosney*

- 38.34 \*Wally Marks (McLane, Fresno)
- 38.40 -Rick Christiansen (BellaVista, Fair Oaks)

## 400 Meter Relay:

- 41.11 Washington, L.A.
- 41.12 Compton
- 41.52 Lemoore
- 41.66 Hawthorne
- 41.67 Dorsey, L.A.
- 41.68 Locke, L.A.
- 41.81 Valley, Sacramento
- 41.7 Vallejo
- 41.96 Muir, Pasadena
- 41.99 Mt. Pleasant, San Jose

## 1600 Meter Relay:

- 3:14.46 Centennial, Compton
- 3:14.6 Valley, Sacramento
- 3:14.7 Vallejo
- 3:15.0 Dorsey, L.A.
- 3:15.06 Morningside, Inglewood
- 3:16.02 Bishop O'Dowd, Oakland
- 3:17.84 Valencia, Placentia
- 3:18.0 Locke, L.A.
- 3:18.10 Bullard, Fresno
- 3:18.1 Burbank, Sacramento

## High Jump:

- 7-3 -Avery Anderson (North, Riverside)
- 7-1 -Kevin Carlson (Katella, Anaheim)
- 6-11 \*Terry Mann (Sunny Hills, Fullerton)
- 6-11 -Tim Rucks (Milpitas)
- 6-11 -Chris Olsson-O'Neill (Rubid, Riverside)
- 6-10 1/2 -Tim Ross (Royal, Simi Valley)
- 6-10 -Brock Chase (Antelope Vly, Lancaster)



**DAVID COX**  
*Photo by Bill Leung, Jr.*

- 6-9 -Tim Cody (Servite, Anaheim)
- 6-9 \*Jeff Waldren (Cypress)

## Pole Vault:

- 17-4 -David Cox (Hoover, Fresno)
- 16-0 -Matt McCauley (NevadaUnion, Grass Vly)
- 15-8 -Heath Fulk (Norte Vista, Riverside)
- 15-7 1/2 -P.J. Chadwick (Woodland)
- 15-2 \*Maurice Mendoza (Hesperia)
- 15-2 -Scott Shimooka (San Pasq, Escondido)
- 15-1 -Keith Miller (Cor del Mar, Newport Bch)
- 15-1 -Amit Barkan (Hillsdale, San Mateo)
- 15-0 1/4 \*Kris Warnock (Sonoma Vly, Sonoma)
- 15-0 1/4 -Darren Fraley (Lemoore)

## Long Jump:

- 24-8 1/4 -Tyrone Edwards (Nogales, LaPurente)
- 24-6 1/2 -Steven Stanley (Gardena)
- 24-4 1/4 -Cornell Hill (Taft, Woodland Hills)
- 24-4 1/4 -Kyhaunn Woods (Locke, L.A.)
- 23-10 1/2 -Damon Boddie (Cordova, RanCordova)
- 23-9 -Roque Belina (Mt. Carmel, San Diego)
- 23-8 1/2 -Donnie Pflifer (Hawthorne)
- 23-6 1/2 -Derek Scurry (Hawthorne)
- 23-6 1/2 \*Larry Stallworth (Grant, Sacramento)
- 23-6 -Jamar Moore (Rubidoux, Riverside)

## Triple Jump:

- 49-9 1/2 -Kenny Johnson (Canyon Sprgs, MorVly)
- 49-1 \*Offord Rollins (Wasco)
- 48-9 3/4 -DeAndre Wadlington (Muir, Pasadena)
- 48-8 1/4 \*Cary Taylor (Morse, San Diego)
- 48-8 -Terrence Sweet (Morse, San Diego)
- 48-6 1/2 -Anthony Bartley (Lynwood)
- 48-3 1/4 -Larry Jones (Canyon Springs, MorenoVly)
- 48-3 \*Mike Wright (Glendale)
- 48-2 1/2 -LaChales Coleman (Vallejo)
- 47-10 1/4 -Dyod Hammond (Hemet)

## Shot Put:

- 66-8 -Mark Parlin (Esperanza, Anaheim)
- 59-10 -Donald Willis (Cabrillo, Lompoc)
- 59-7 \*Jeff Buckley (Bakersfield)
- 59-5 1/2 -Matt Loggins (Moreau, Hayward)
- 59-0 3/4 \*\*Tyson Lingenfelter (Upland)
- 58-10 3/4 -Teddy Bruschi (Roseville)
- 58-8 -Josh Kloster (Lemoore)
- 58-5 1/2 -Rick Asbell (Manteca)
- 57-8 -Jim Freeland (Amador Vly, Pleasanton)
- 57-7 1/2 \*Pete Swanson (Hollister, San Bruno)

## Discus:

- 210-1 \*Jeff Buckley (Bakersfield)
- 194-2 -Mark Parlin (Esperanza, Anaheim)
- 185-0 -Jim Freeland (Amador Vly, Pleasanton)
- 184-0 -Tony Barreto (Logan, Union City)
- 183-7 \*Pete Swanson (Hollister, San Bruno)
- 182-6 -Robert Degnen (Atascadero)
- 182-5 -Kevin Thomas (West, Bakersfield)
- 178-8 -Sean Griffin (Del Mar, San Jose)
- 179-9 -Terry Fua (Lodi)
- 175-11 -Teddy Bruschi (Roseville)

*continued next page...*

# 1991 BEST MARKS

## Girls



MARION JONES — Top Mark in 3 events  
*Fine Flicks by Don Gosney*

Key: -Senior, \*Junior, \*\*Sophomore, \*\*\*Freshman,  
\*\*\*\*8th grader, \*\*\*\*\*7th grader, ? Class unknown

### 100 Meters

- 11.17 \*\*Marion Jones (Rio Mesa, Oxnard)
- 11.64 -Tamika Bradfield (Dominguez, Compton)
- 11.92 \*Angela Sullivan (Serra, San Diego)
- 11.96 \*Santishia Arnold (Morningside, Inglewood)
- 11.97 \*\*\*Tai-Ne Gibson (Morningside, Inglewood)
- 12.03 -Phetima Woods (Duarte)
- 12.07 \*Tanisha Johns (Burbank, Sacramento)
- 12.08 \*\*Cavetra Mitchell (Los Alamitos)
- 12.09 \*\*Deannea Knowles (Muir, Pasadena)
- 12.10 -Danielle Frost (Locke, L.A.)
- 12.10 \*Tike Jackson (Bakersfield)

### 200 Meters

- 22.76 \*\*Marion Jones (Rio Mesa, Oxnard)
- 23.69 -Tamika Bradfield (Dominguez, Compton)
- 24.21 \*Angela Sullivan (Serra, San Diego)
- 24.51 \*\*Deannea Knowles (Muir, Pasadena)
- 24.57 -Taminika Terry (Muir, Pasadena)
- 24.60 \*Allison Dring (Mt. Carmel, San Diego)
- 24.71 \*Janice Nichols (Bakersfield)
- 24.71 \*Santishia Arnold (Morningside, Inglewood)
- 24.73 \*Tike Jackson (Bakersfield)
- 24.76 \*\*Chanell Anderson (Poly, Long Beach)
- 24.76 \*Tanisha Johns (Burbank, Sacramento)

### 400 Meters

- 52.91 \*\*Marion Jones (Rio Mesa, Oxnard)
- 54.19 \*Janice Nichols (Bakersfield)
- 54.39 \*Allison Dring (Mt. Carmel, San Diego)
- 55.00 \*\*\*Latasha Gilliam (Pittsburg)
- 55.11 \*\*Charlene Baldwin (Logan, Union City)
- 55.31 \*\*LaShawn Stringer (Morn, Inglewood)
- 55.73 \*Tammera McLin (Eisenhower, Rialto)
- 56.10 \*\*Barbie Jones (San Marcos, S. Barbara)
- 56.0 -Nicole Teter (West Valley, Cottonwood)
- 56.19 \*Lashandra Crummie (Hogan, Vallejo)

### 800 Meters

- 2:05.61 -Nicole Teter (West Valley, Cottonwood)
- 2:07.25 -Becky Spies (Livermore)
- 2:08.91 \*\*\*Kamara Mayberry (St. B, Playa del Rey)
- 2:09.19 \*Nikki Shaw (Fillmore)
- 2:11.97 -Sheria Moses (Ramona, Riverside)
- 2:12.16 \*Kerri Woolheater (Casa Grande, Petaluma)
- 2:12.4 \*\*\*Shalynn Carr (Bonita, La Verne)
- 2:12.68 \*\*Shelley Taylor (Edison, Huntington Beach)
- 2:12.82 -Jennifer Hamel (Merced)
- 2:13.21 \*\*Kristie Camp (Agoura)

### One Mile

- 4:46.78c -Becky Spies (Livermore) 4:45.11
- 4:50.70 \*Nikki Shaw (Fillmore) 4:49.01
- 4:52.88c \*\*Erica Sumi (Wilson, Long Beach) 4:51.17
- 4:53.00c \*\*Milena Glusac (Fallbrook) 4:51.29
- 4:53.49c -Melissa Freeberg (Cal, San Ram) 4:51.78
- 4:54.09c \*Shelley Taylor (Edison, HunBch) 4:52.38
- 4:54.49c -Deena Drossin (Agoura) 4:52.78
- 4:57.03c \*Robin Snowbeck (Univ, L.A.) 4:55.30
- 5:00.89c -Jennifer Hamel (Merced) 4:59.14
- 5:02.01c \*\*Mei-Ling McNamara (LogUC) 5:00.25

### Two Miles

- 10:23.25c -Deena Drossin (Agoura) 10:19.63
- 10:28.26c \*\*Milena Glusac (Fallbrook) 10:24.61
- 10:38.61c -Jeannie Rothman (Westlake, WVlg) 34.90
- 10:42.36c \*\*Stacey Auer (1000 Oaks) 10:38.63
- 10:42.54c \*\*Amber Parkinson (Oran Luth) 10:38.80
- 10:42.91c \*\*\*Carrie Garrison (SnyHls) 10:39.17
- 10:49.16c \*\*Maribella Aparicio (Fillmore) 10:45.39
- 10:50.91c -Tiffany York (Agoura) 10:47.13
- 10:55.28c \*Veronica Barajas (Ch Islds) 51.47
- 10:55.58c -Lucinda Reyes (Lakewood) 10:51.77

### 100 Meter Low Hurdles

- 14.00 -Tanya Smith (Cordova, Rancho Cordova)
- 14.26 \*Erin Blunt (San Pasqual, Escondido)
- 14.26 \*Michelle Johnson (Vacaville)
- 14.27 -Mika Hilaire (Pittsburg)
- 14.31 -Lisa Collet (Lynbrook, San Jose)
- 14.32 \*Kam Warner (West, Bakersfield)
- 14.38 \*\*Elinor Tolson (Fountain Valley)
- 14.38 \*Angela Hill (Mt. Pleasant, San Jose)
- 14.42 \*Sanoma Nickson (Morningside, Inglewood)
- 14.43 -Phetima Woods (Duarte)

### 300 Meter Low Hurdles

- 42.69 \*Erin Blunt (San Pasqual, Escondido)
- 42.8 -Tanya Smith (Cordova, Rancho Cordova)
- 43.25 \*\*Elinor Tolson (Fountain Valley)
- 43.6 -Lori Kokerson (Clayton Valley, Concord)
- 43.97 \*Shonna Bernard (Nogales, La Puente)
- 44.10 \*Nicole Haynes (Bishop Mont, Torrance)
- 44.24 \*Lavinia Henlon (Upland)
- 44.2 -LaGretta Hinds (Cordova, Rancho Cordova)
- 44.49 -Diana Pacheco (Glenn, Norwalk)
- 44.77 -Lisa Moxley (St. Bernard, Playa del Rey)

### 4x100 Meter Relay

- 45.90 Morningside, Inglewood
- 46.77 Muir, Pasadena
- 46.98 Poly, Long Beach
- 47.33 Morse, San Diego
- 47.34 Bishop O'Dowd, Oakland
- 47.54 Bakersfield
- 47.71 Hawthorne
- 47.72 Dominguez, Compton
- 47.73 Washington, L.A.
- 47.85 Rio Mesa, Oxnard



MELISSA FREEBERG (left) and  
MILENA GLUSAC

*Fine Flicks by Don Gosney*

### 4x400 Meter Relay

- 3:48.85 Poly, Long Beach
- 3:49.02 St. Bernard, Playa del Rey
- 3:49.09 Morningside, Inglewood

*continued next page...*

# 1991 BEST MARKS

1:49.75 Mt. Carmel, San Diego  
 1:52.20 San Pasqual, Escondido  
 1:52.20 Bishop O'Dowd, Oakland  
 1:53.99 Dorsey, L.A.  
 1:54.0 Merced  
 1:54.35 Morse, San Diego  
 1:54.44 Hawthorne

## High Jump

5-11 -Chi Johnson (Menlo Atherton, Atherton)  
 5-11 -Tanya Smith (Cordova, Rancho Cordova)  
 5-10 -Tiffany Salmon (Live Oak, Morgan Hill)  
 5-8 -Beth Byron (Villa Park)  
 5-8 \*Julie Jenkins (San Ramon, Danville)  
 5-8 -Trina Bindel (Eureka)  
 5-8 -Melissa McDonald (Mater Dei, Santa Ana)  
 5-8 \*\*\*Danielle Boswell (Bullard, Fresno)  
 5-8 \*Tanya Lazar-Lea (McAteer, San Francisco)  
 5-8 \*Michelle Johnson (Vacaville)



TANYA SMITH

*Fine Flicks by Don Gosney*

## Long Jump

21-3 1/4 -Juliana Yendork (Walnut)  
 19-9 1/2 -Lisa Collett (Lynbrook, San Jose)  
 19-5 1/2 -Tannel House (Hoover, Fresno)  
 19-1 3/4 \*Nicole Haynes (Bishop Mont, Torrance)  
 19-0 3/4 -Amey Mitchell (Rancho Cotate, RohnPk)  
 18-9 3/4 ?Cherice Ellison (Mt. Pleasant, San Jose)  
 18-10 -Sonja Bryant (Banning, Wilmington)  
 18-9 1/2 \*\*Jessica Renton (Downey, Modesto)  
 18-9 -Danielle Brown (Sunny Hills, Fullerton)  
 18-7 \*\*\*Ebony Henderson (Bakersfield)

## Triple Jump

44-0 1/2 -Juliana Yendork (Walnut)  
 39-7 1/4 -Stephanie Hanf (Ygnacio Valley, Concord)  
 39-5 1/2 -Danielle Brown (Sunny Hills, Fullerton)  
 39-1 \*Kayla Montgomery (Clovis West, Fresno)  
 38-8 3/4 \*\*Jessica Renton (Downey, Modesto)  
 38-8 1/4 -Melissa McDonald (Mater Dei, Santa Ana)  
 38-8 -Tammy Graham (Mission Viejo)  
 38-7 3/4 \*Kam Warner (West, Bakersfield)  
 38-7 \*\*Tammura Hawthorne (Cordova, RanCor)  
 38-3 1/2 -Tannel House (Hoover, Fresno)

## Shot Put

45-11 1/4 -Mika Hilaire (Pittsburg)  
 45-4 \*\*Crystal Brownlee (Westlake, WVly)  
 45-0 1/2 -Nicole Logan (Novato)  
 44-0 1/2 Myra Smith (Workman, City of Industry)  
 43-10 1/4 -Teresa Stricklin (Arroyo Grande)  
 43-1 1/2 \*\*Kristen Heaston (Yg Valley, Concord)

42-10 1/2 Laura Molnar (Carlmont, Belmont)  
 42-8 1/2 \*\*Lisa Stepaney (Hoover, Fresno)  
 41-7 3/4 \*Renee Hopkins (Burbank, Sacramento)  
 41-6 3/4 \*Mirinda Shafer (Logan, Union City)

## Discus

162-11 \*\*\*Suzy Powell (Downey, Modesto)  
 160-11 -Celeste McVey (Redlands)  
 153-8 -Jessica Alderman (MissSan Jose, Fremont)  
 151-8 -Teresa Stricklin (Arroyo Grande)  
 150-10 \*Kristina Mataafa (Orange Glen, Escondido)  
 149-4 \*\*Lisa Stepaney (Hoover, Fresno)  
 149-3 -Shelly Biddinger (North, Bakersfield)  
 146-9 -Annette Kailihawa (Loretto, Sacramento)  
 145-2 \*Misako Hampton (North, Bakersfield)  
 144-5 -Carrie Heimann (Etiwanda)

# BOOKS...

FROM CTN

- Basic Track & Field Biomechanics -- \$11.50**  
Tom Ecker. 1985. 208 pgs. Illustrated.
- Ed Fern's Flight School -- \$8.50**  
Ed Fern. 72 pgs. Illustrated.
- Getting Started in Track & Field -- \$6.50**  
A Coaching Manual. R. S. Parker. 1976. 128pgs. Illustrated.
- High School Cross Country -- \$6.50**  
Joseph McLaughlin. 1983. 96 pgs. Illustrated.
- How High School Runners Train -- \$5.00**  
ed. by Frank P. Calore. 2nd ed. 1982, 128pgs. Illustrated.
- Peak When It Counts: Periodization for American T&F -- \$12.00**  
William H. Freeman. 1969. 111 pgs. Illus.
- Competitive Edge -- \$10.00**  
Rich Elliott. 193 pp.
- The Throws Manual--\$15.00**  
Kevin McGill & George Dunn, Jr. 153 pgs.
- The Hurdles -- \$13.50**
- TAC T&F Coaching Manual -- \$16.00**

☛ **TO ORDER** -- Send in this form, or listing of books requested, along with your check to: CTN, 4957 E. Heaton, Fresno, CA 93727.

Name \_\_\_\_\_

Address \_\_\_\_\_

City/State/Zip \_\_\_\_\_

Be sure to include postage/handling fees.

For orders:

-under \$10, add \$1.75

-\$10 to \$20, add \$2.95

-\$20 or more, add 14%

Please allow 4-6 weeks for delivery.

Thank you.

# United States Olympic Festival

THE 1991 OLYMPIC FESTIVAL was held in the Los Angeles area. The Track & Field portion was held at one of the very special venues for the activity in the world, UCLA's Drake Stadium. The weather was very cooperative for the four days of Track & Field action, with the distance runners really appreciating the cool temperatures, as compared to some of the scorchers and humidity these summer affairs are greeted with elsewhere in the nation.

The Meet organizers (Track Meet Director Dan Schrum, etc.) deserve an A+, as the casually paced Track & Field portion went off perfectly, lending itself to some fine performances by the athletes. As was more than emphasized in the local press, the L.A. area fans are rather blasé to anything less than very high level, world-class performances, with no tradition to draw the marginal fan out for a Track Meet this time of year. Attendance did build over the four days, with 4728 announced on the final day, Sunday, July 21st. I'm sure that the athletes had a great time; some of our future stars took an important step with their participation in this meet.

California participation is summarized in the article that follows.

## MEN

By DOUG SPECK

### 100 Meters

The Meet's closest finish was here. Jeff Laynes (Merritt JC- USC bound) and Jeff Williams were the West's reps here, with UC Berkeley's Chris Hulfins racing for the North. Both Laynes and Williams closed very, very close at the finish to race leader Randall Evans (North-Miami Dade JC), with the first four finishers ending within .01. Evans did end up the winner at 10.43, with both he and Laynes celebrating as they crossed the line in adjacent lanes. Evans was given 10.43, Laynes 2nd at 10.44, Williams 3rd,

also at 10.44, with Sam Jefferson (South), also 10.44 in 4th.

### 200 Meters

Jason Rouser (North, Lawton, Ok), who had looked so good (including a 43.8 anchor split in the 4x400) in the Big 8 Meet (if you had a chance to see it on Cable TV) looked good here with a 20.75 win that had him edge away down the homestretch from the field and eventual second placer (20.97) Jeff Williams (Montrose, Ca). Jeff Laynes (Merritt JC/USC bound) ran a good turn and was 6th at 21.19.

### 400 Meters

Quincy Watts (USC), third in the TAC Senior Nationals at 44.98 last month to qualify for the World Championships, is recovering from strep throat. Here his competition would be Charles Jenkins (Villanova), 4th in the World Indoor Championships and son of former 400 meter Gold Medalist (1956) Charlie. Quincy took out aggressively, holding a slight lead through 200 meters before Jenkins moved into the lead around the race's second turn. Down the homestretch Watts could not dent the meter and a half lead that Jenkins had built up, with the Easterner winning 45.57-45.84.

### 800 Meters

Keith Allen, a San Jose resident and former Indiana University star who had placed as high as third in the NCAA Indoor Championships for the Hoosiers, was 6th at 1:51.04. University of Florida frosh Steve Adderley took the race out at 52.4, with fellow Gator Scott Peters and the pack running him down in the homestretch with Peters winning at 1:49.05. Reggie Williams (UC Berkeley), better known as a longer distance runner, raced a surprising 1:48.94 earlier this spring. Reggie was 7th here in 1:51.56.

### 1500 Meters

Ernie Freer (Ex-Fresno State Univ) competed for the West. After running in last through the 400 (leader 61.9) Ernie moved into the lead over the next 300 meters (1:47.3 at the 700 meter point with two laps to go). The 800 was passed at 2:02.3, with Freer fourth at a 3:00.8 1200. Darryl Frerker (Illinois-North) raced 56.8 on the final 400 to win at 3:43.21 with Freer 5th at 3:46.35 off a 59.8 final lap.

### 5000 Meters

Jeff Cannada (Phoenix, Arizona), who battled Eric Reynolds of Camarillo HS when Jeff was a student at Greenway H.S. in Phoenix in a big Arcadia H.S. 3200 meter race won by Reynolds 8:49-8:53, has continued to improve, here racing a fine 55.4 final 400 to win at 13:55.98.

### 10,000 Meters

Danny Gonzales (Sunnyvale) ran 6th at 29:33.27, with Brian Harshman (Canoga Park) 7th at 29:38.10, with Bo Reed (former Northern Arizona star) winning in an Olympic Festival record 28:26.87 in the cool of Saturday evening.

### 110 Meter High Hurdles

Former Cal/Berkeley NCAA Division I runner-up (1988) Rod Jett was third at 13.88 behind Keith Talley's winning 13.78 (+.70 mps). The competition was marred by three false starts, one an Accutrack failure that had the athletes run five full flights at full speed before the recall gun was fired. Even after a good rest the entire field had to be slowed for the final run in the event.

### 400 Meter Intermediate Hurdles

Kevin Young (former UCLA) and George Porter (former USC) made up the West's team in this event. Torrance Zellner (East) took the race out, and had a 2-3 meter lead over the long and steady-striding Young. Around the second turn Kevin's momentum shot him past Zellner and the field and the former Bruin came into the straightaway with a three meter lead over Nat Page, a Pomona resident, but racing for the North. George Porter was running third down the stretch, with Young gradually stretching his winning margin to seven meters at the finish of a fine 48.43 effort, the #4 time run by an American this outdoor season. Page finished second at 49.30 and Porter third at 49.51.

### 4x100 Meter Relay

A good group from the South took this event at 39.28, with a team from the West of Jeff Laynes (Merritt JC, USC bound), Chris Taylor (also Merritt JC), Aaron Thigpen (former San Diego State star), and Jeff Williams second at 39.43. Laynes, with bests of 10.08w (10.20 legal) and 20.61w (20.69 le-

continued next page...

## U. S. OLYMPIC FESTIVAL

al) should assist with dynamite Trojan relay squads next year.

### 4x400 Meter Relay

The Meet's final race, like the 4x100 event, drew the crowd into the action a bit more than in other events. Kevin Young gave the West a 5 meter lead with a 46.2 opener, with Chris Taylor (46.6) and Jarty Beck (UCLA intermediate hurdler) (46.5) giving Quincy Watts a narrow lead going into the anchor. Watts raced 45.1 for the locals, with the team talling a fine 3:04.42 winner.

### 20 Kilo Walk

Twenty-seven year Mission Viejo resident, Alvin James, a four-time NAIA All-American at Western Washington, rolled to an Olympic Festival and Drake Stadium record of 1:26.23.70.

### 50 Kilometer Walk

Chris Rael (Fullerton, Ca) was 6th in this 30-mile event at 4:40:45.0. Bob Briggs (Alexandria, Va) set a Festival record of 4:19:24.0 in winning.

### High Jump

Leo Williams edged Doug Nordquist (San Gabriel) in misses at 7-5 1/4.

### Pole Vault

Eric White (former Mt. SAC and USC) finished second to Dave Volz (Indiana-17-9 3/4) at 17-5 3/4.

### Long Jump

The Meet's top field took part in this event. Olympic silver medalist Mike Powell (former UCLA) rounded out to 27-8 on his third jump (wind legal), and with the pit between the track and main stands at UCLA, generated the most crowd interest in any event during the weekend. James Stallworth (Fresno St Univ) was second at 26-2 1/4.

### Triple Jump

Raymond Kimble was perhaps the story of the entire Track portion of the Olympic Festival. A 38-year old who had taken a year and a half off from the sport, Kimble was the winner with an amazing 54-6 3/4. During a year off Raymond went back to school to get a teaching credential, got married, and had a son who was born 12 days ago--all on top of the other fact his mother had a heart attack the Monday prior to the Meet here. Interestingly, he was quoted in a local paper as saying that he felt uncomfortable around the younger people in the athlete's dorm and found his own housing in a local hotel. Kimble indicated that he was looking forward to participation in the Pan American Games, a competition he qualified for off his seventh in the '91 TAC at 4-1 3/4.

### Shot Put

Thirty year old Ron McKee of San Jose, a Division II All-American during his Collegiate career at Cal State Northridge, was 5th at 58-1 1/4. Terry Srouf (Wisconsin) took the event at 63-3 1/2.

### Discus

Another of the throwing Paterna's, Brent, a 23 year old ex-BYU tosser, took the title with a PR 196-1.

### Hammer

Eric Bergeren (UCLA) was 7th at 180-4 in a competition won by Scott McGee (Oregon) at 225-4.

### Javelin

A big event for the West had Mike Barnett (Glendora, Ca), the TAC Outdoor Champion at 262-0, throw 260-7 for a new Festival Record, breaking



QUINCY WATTS -- 2nd 400 meters

Photo by Bill Cockerham

his own 260-1 mark from the 1987 Meet in Durham, North Carolina. Mike indicated that he is looking forward to the Pan Am Games and the World Championships, with a goal of making the finals at the World Meet, where he felt would take a throw of 270 feet. Former UCLA Star, James Connolly (Culver City), was 2nd at 247-4.

### Decathlon

John Schwepker (San Gabriel), an Assistant Coach at Cal State/L.A. who was a Division II NCAA Decathlon and Pole Vault Champion at Southeast Missouri State, placed 4th with 7458 points in an event won by Ricky Barker (Eules, Tx) at 7931. Schwepker's efforts in the 10 events were 11.21 (100m), 23-3 1/2 (LJ), 44-9 1/2 (SP), 6-3 1/2 (HJ), 50.31 (400m), 15.70 (HH), 1:14-10 (DT), 15-11 1/4

(PV), 183-4 (Jav), and 4:37.92 (1500m).

Dave Johnson felt a leg problem after the first 100 meter event, and wisely decided it would be smart to save himself for the World Championships in a month instead of risk serious injury.

## WOMEN

By KEITH CONNING

### 100 Meters

7/18. Michelle Finn, 26, Orlando, Florida, representing the South team, sixth at TAC in 11.27, won in 11.31 (-1.30 mps).

Gwen Loud (Hawaii 1984; UCLA 1980; Westchester HS, Los Angeles 1979), 29, Fresno, West, placed third in 11.91.

Rosie Williams (Oregon 1991; Oregon State 1988; East Nicholas HS, Trowbridge, 1987), 22, Sacramento, West, placed fifth in 12.02.

### 200 Meters

7/21. Dyan Webber, 25, Houston, TX, South, won in 23.53 (-0.17).

Julia Turing (U.S. Army), 29, San Francisco, West, placed second in 23.97.

Margo Grant, 24, Riverside, West, placed fifth in 24.57.

"I wasn't too happy, because I thought I could run faster," said Turing. "It's alright (winning the silver); I'm not going to complain. I was hoping to win. When I came off the turn, that's where I usually get strong, I couldn't get into the next gear and had to hang on."

"I had a pretty good start, and a weak straightaway. I had no power on my drive like you should. I've only been running two-and-a-half months, and I need to do more weight training and need to go through a pre-season program."

(Reason for limited training): She served in the Persian Gulf, and was stationed on the northern Iraqi border with the U.S. Army 11th Chemical Company.

"I'd like to make the U.S. Olympic Team, and will continue to work toward that goal. The army may send me to Europe, and I would get in more training there with my coach Remi Korny (Russian)."

### 400 Meters

7/19. Kendra Mackey, 22, Catawba, South Carolina, South, won in 52.60.

Jakki Henderson (Mt. San Antonio 1990), 21, Pomona, West, placed third in 54.59.

### 800 Meters

7/19. Jane Brooker, 27, Pottstown, Massachusetts, East, won in 2:05.21.

Sonja Cooper-Sutherland, 26, Anaheim, West, placed fourth in 2:07.51.

continued next page...

## U. S. OLYMPIC FESTIVAL

### 1500 Meters

7/18. Ceci St. Geme (Stanford 1986), 28, Menlo Park, East, fifth at TAC in 4:11.97 PR, won in 4:14.64. St. Geme's splits: 400 1:06.0, 800 2:15.1 (1:09.1), 1100 3:06.4 (51.3), 1200 3:23.5 (17.1, 1:08.4), 1600 4:14.64 (1:08.2).

Devon Martin (Columbia 1990), 23, South Pasadena, West, placed second in 4:16.09.

Patty Blunck, 31, San Diego, East, placed fourth in 4:21.25.

Jenean Sorrells (Indiana 1990), 24, Lawndale, North, placed sixth in 4:31.64.

"I am very pleased with my performance since it has only been a year and a half since my return after having children," said St. Geme. "My speed is much better now than it ever was. I used to run the 3000 and 5000. I haven't decided if I will move back up (to the longer races) or stay in the 1500 or half (800 meters) to try and make the Olympic team.

"The season is going well. I chose not to compete in Europe or at Pan Ams after the TAC championships. We're trying to keep next year in perspective and not overtraining. It is also tough right now to be away with two daughters.

"In these developmental meets, I have had some decent times while winning. I now expect to win, and I think that is just as important than finishing fifth and setting a P.R. in Europe.

"My speed is much better than in college (Stanford), and I hope to do some cross country in the fall and get some endurance back. I don't feel tapped out at all this season, and feel I have a good shot to make the team next year."

(Today's Race): "I've been a strength runner from the beginning, but regardless of the distance you need a kick. We have trained to shift gears every 100 meters, and I feel I'm getting stronger. I'm in better shape than the time (4:14.64) indicates. If someone had pushed the pace, especially the last 700 meters, you might have seen a quicker time."

Devon Martin said: "I had hoped to run close to my p.r. which is 4:15. So I have to be happy. I am just really excited to be a part of the festival. This is my first and I can't believe how much fun it has been. It is also nice to run in a big race back home. I like running on humid days like this. After running in New York City (Columbia University 1990) I became accustomed to it."

### 3000 Meters

7/21. Elizabeth Wilson, 23, Rockville, Maryland, West, twelfth at TAC in 9:23.53, won in 9:21.35.

Laura Cattivera (Princeton 1989; Mira Costa HS, Manhattan Beach 1985), 23, Manhattan Beach, West, fourteenth at TAC in 9:43.05, placed second in 9:24.49.

Patty Blunck, 31, San Diego, East, placed fourth in 9:32.05.

Jenean Sorrells (Indiana 1990), 24, Lawndale, North, placed seventh in 9:50.90.

"The race was a lot of fun," said Wilson. "Laura (Cattivera) did all the work. She set the pace and I was just along for the ride. The only time I raced against Laura was at TAC this year. She beat me by about

an inch, but it was a great race. We both ran very well that day. Today, I just felt good going into the last few laps and took off."

Cattivera placed fifth in heat two at TAC in 9:11.81. Wilson was sixth in 9:12.04.

"This is my first Festival and it's been a lot of fun," said Wilson. "I've never been to Disneyland before—I must have been a deprived child because it seems like I'm the only one here that hasn't been there—and I hope to get there before I get home."

"No one wanted to set a fast pace," said Cattivera. "Everybody was just running the first few laps. I think all of us just looked at each other with three laps to go and looked for somebody to break out. I hesitated at first and then went out, but Liz (Elizabeth Wilson)



CECI ST. GEME

Photo by Bill Cockerham

really took off.

"It was a good race for me. I came in here with a goal of just getting a medal, not with the intention of setting a personal best."

### 10,000 Meters

7/18. Mindy Rowand-Schmidt, 22, Ann Arbor,

Michigan, East, seventh at TAC in 33:19.37, set new Drake Stadium record of 33:07.35. The Drake Stadium record of 33:15.09 was set by F Neppel, Iowa State TC, in 1977.

Nancy Ditz (Stanford 1976 did not compete; Carleja HS, Palo Alto 1972), 37, San Jose, West, placed third in 33:38.76.

Rosa Gutierrez (Oregon 1986), 27, San Jose, West, fifteenth at TAC in 33:48.34, placed seventh in 34:02.58.

### 100 Meter Hurdles

7/20. Cheryl Dickey, 24, Houston, Texas, South, fourth at TAC in 13.13 PR, won in 13.11 (-0.89) PR. Donna Waller (born in Vallejo; Colorado 1987), 2 Cucamonga, North, placed second in 13.31.

"I expected to do better, especially in the cool weather," said Waller. "I train in Colorado so I prefer this type of weather. I just didn't get out (of the blocks) very well and I couldn't make up the ground

### 400 Meter Hurdles

7/18. Ann Graham, 25, Winston-Salem, North Carolina, South, seventh at TAC in 56.52, won in 56.84.

Gina Albanese, CPSLO 1992, Branham HS, San Jose 1987, West, placed sixth in 1:00.79.

Diana Pacheco, Glenn HS, Norwalk, West, placed seventh in 1:05.27.

### 4x100

7/20. The Southern team of Yolanda Gurley, Kandra Mackey, Cinnamon Sheffield, and Lamont Miller won in 44.66.

The North team of Donna Waller (Cucamonga, Calif.), Crystal Braddock, Tonya Lawson, and Latrice Joyner placed second in 45.55.

The West team of Konicka Conwright (Hawthorn HS), Melanie Clark, Gwen Loud (Fresno), and Ros Williams (Sacramento) placed third in 46.61.

### 4x400

7/21. The Southern team of Treva Williams 54.4, Countess Commodore 54.7, Sandra Cummins 53.3, and Kendra Mackey 52.5 set a new Drake Stadium record of 3:34.76. The old Drake Stadium record of 3:36.23 was set by Arizona State on May 22, 1988.

The West team of Jakkie Henderson (Mt. SAC 1990) 55.0, Margo Grant (Riverside) 56.1, Julia Turilli (San Francisco) 55.9, and Leslie Hardison 53 placed third in 3:40.75.

### 10 Kilometer Walk

7/19. Debbi Lawrence, 29, Kenosha, Wisconsin, North, set a new American and Festival record of 45:28.40. The old American record of 46:06.36 was set by Lawrence on June 13, 1991 at the TAC meet. The old Festival record of 46:10.26 was set by Lawrence in 1990.

Victoria Herazo (California Walkers), 32, Sherman Oaks, West, third at TAC in 46:26.49, placed second in 46:37.9.

Kimberly Wilkinson (Del Oro HS, Loomis, 1977)

continued next page

## U. S. OLYMPIC FESTIVAL

2, Pacific Grove, West, tenth at TAC in 49:56.64, placed sixth in 49:32.5.

"I was feeling good," said Herazo. "I was hoping to break my personal record, but I think, I was about 11 seconds off of it today. But I'm still happy. I like to go out fast and get away from people, that way to make a bigger lead and force them to come after you."

### High Jump

7/20. Sue (McNeil) Rembao, 29, San Luis Obispo, West, second at TAC at 6-3 1/2, won at 6-2 3/4 (9.90 meters). Rembao's series: 6-0 1/2 OX (0=failure, 6=successful trials), 6-1 1/2, Pass, 6-2 3/4 X, 6-4 1/4 OX.

"I was pleased with my 6-2 3/4 jump," said Rembao. It felt like a good jump. This is really a good meet. I'm using it as a warmup for the World Championships. I would have liked to go 6-4 1/4, but it wasn't to be today. This was really a good experience. The coaches and everyone have been great. I got in late (Friday) and the coaches had all the information waiting for me."

About her hopes at the World Championships: "You can't think about heights or place... you have to concentrate on what got you there. For me it's rhythm. If I get into my rhythm, I'll do well."

Cindy Greiner (Oregon State 1981), 34, San Diego, North, tied for second at 5-10 (1.78m). Greiner's series: 5-6 X, 5-8 X, 5-10 X, 5-11 1/4 OX.

"I just wanted to work on my high jump and tomorrow I'll be in the long jump," said Greiner. "I didn't jump that well, but I just wanted to get in a high jump before the World Championships (where she'll compete in the heptathlon) and the long jump."

"I jumped 5-10 and I would have liked to jump 6-0, but this wasn't at heptathlon and it's hard for me to get up for it. It's (her performance) not disappointing, got in another high jump competition. I'm in the long jump Sunday, and that's mainly what I want to do well in."

Latrese Johnson (Azusa Pacific 1992; Clovis HS 1985), 24, Azusa, West, tied for eighth at TAC at 5-11 1/4, tied for fifth at 5-8 (1.73m). Johnson's series: 5-8 X, 5-10 OX.

### Long Jump

7/21. Cindy Greiner (Oregon State 1981), 34, San Diego, North, third at TAC at 21-9, won the long jump at 21-2 3/4. Greiner's series: 21-2 3/4, 20-11 1/4, 20-10 1/2, 20-3 3/4, 21-0 3/4, 20-8.

Gwen Loud (Hawaii 1984; UCLA 1980; Westchester HS, Los Angeles 1979), 29, Fresno, West, fourth at TAC at 21-0 3/4w, placed fifth at 20-1 1/2. Loud's series: foul, 19-3 1/2, 19-9 1/2, foul, 20-1, 20-1 1/2.

"I'm more casual in the long jump (she is a heptathlete), and just having a good time, while everyone else is so serious," said Greiner. "I think that makes the other people jump worse because they know that."

(On winning the gold): "It helps a lot, and makes me feel good in combination with yesterday's results (second) in the high jump. These two events are key for me in the overall heptathlon."

"My jump was okay, you always hope to go farther. I've been in a heavy training cycle, and I'll now cut back and add more rest days over the next couple of weeks. This will charge by battery for Tokyo."

### Shot Put

7/21. This was the best field for the women, as three of the top four finishers in the nationals competed.

Ramona Pagel (San Diego State 1984; Cal State Long Beach 1982; Schurr HS, Montebello 1979), 29, San Diego, West, the TAC champion at 60-2 1/2, won on her first put of 58-9 1/4. She missed tying the Festival record by 1/4. Pagel's series: 58-9 1/4, foul, 58-1, 57-10 1/2, foul, foul. Pam Dukes (Stanford 1986), 27, Belmont, East, third at TAC at 56-5 1/4, placed second with her fourth put of 56-0. Dukes series: 53-4 1/2, 54-3 3/4, foul, 56-0, 55-8 1/2, 55-2.

Bonnie Dasse (San Diego State 1981; Orange Coast CC 1979; Costa Mesa HS 1977), 31, Costa Mesa, West, fourth at TAC at 55-5 3/4, placed third on her third put of 53-4 1/2. Dasse's series: 52-6 3/4, 52-7 1/4, 53-4 1/2, 52-5 1/4, pass, pass.

"I felt really good warming up but we had to wait for the introductions of another event and then our introductions before we started to compete so I got a little cold," said Pagel. "My actual winning throw really didn't feel like a good throw."

"My technique is really good so the main thing I need to work on is my mental ability and psyching up. I was really tired during this meet because I just got back from Europe on Thursday."

"For the future I need to concentrate on just placing and being consistent. I'm going to take the next few years each year at a time and stop looking too far ahead."

"I felt great warming up but the waiting bothered me a little," said Dukes. "I am happy to have medaled in two different events (discus)."

"I love having the festival in Los Angeles because I'm from the area and L.A. can hold each event in the great facilities it has to offer. It was a little hard to see the other sports."

### Discus

7/18. Caria Garrett, 23, Santa Fe, New Mexico, West, fourth at TAC at 188-9, won at 185-7. Garrett's series: 55.18, 55.82, 56.58, 53.76, 53.86, 53.02.

Pam Dukes (Stanford 1986), 27, Belmont, East, second at TAC at 191-1, placed third at 181-11 (55.44m). Dukes' series: 52.78, foul, 55.42, 55.44, foul, 55.06.

Tracy Millett (UCLA 1991), 22, Renton, Washington, West, tenth at TAC at 165-11, placed fifth at 174-5 (53.16m). Millett's series: 45.60, 47.28, 44.12, 44.46, foul, 53.16.

### Javelin

7/21. Donna Mayhew (Arizona 1983; Glendale CC 1980; Crescenta Valley HS, La Crescenta 1978), 31, Dupont, West, third at TAC at 188-1, won at 200-3 (61.04m). Mayhew's series: 58.64, 61.04, foul, foul,

56.98, foul.

Durelle Schimek (Cal Poly Pomona 1991; Nevada Union HS, Grass Valley 1986), 23, Orange, West, seventh at TAC at 172-4, placed second at 168-3 (51.28m). Schimek's series: 47.14, 41.74, 49.36, 51.28, 50.88, 40.84.

Cathy Tyree (Purdue 1987), 26, South Pasadena, North, placed fifth at 153-2 (46.69m). Tyree's series: 42.40, 34.88, foul, 46.68, 46.14, 43.98.

"I was pleased with my performance today since this was only my second meet of the year (TAC was first)," said Mayhew. "I was injured earlier this year, so this is still early season for me."

"My experience pays off in that I don't get excited before it's time to get excited... a lot of young throwers take themselves out of the competition by getting excited too early."

(Age 31): "I'm not really feeling any effects of age. It's possible to throw into your mid-to late-30's and I know I still have a lot of good throws in me. My injuries weren't age-related either... they were more the results of bad moves on my part in training."

(The Olympic Festival): "I think it's a really great experience for all of the athletes involved because it gives them the opportunity to participate at a higher level of competition. Also, the Festival helps create public awareness of all of the Olympic sports. This is just another step on the ladder to Olympic competition."

### Heptathlon

7/19, 20. Traevaia Williams, 22, Las Vegas, Nevada, South, seventh at TAC at 5861, won with 5837 points.

Debra Larsen (Cal Poly Pomona 1987; Southern California 1983), 27, Bellflower, West, placed fourth at 5560.

Clare Look-Jaeger (Marquette 1980), 25, South Pasadena, North, tenth at TAC at 5561, placed sixth at 5384.

Larsen's marks: 100H, 8th place, 14.88, 858 points; HJ, 6th, 5-7 3/4, 879, standing after two events 7th, 1737 points; SP, 1st, 42-6 1/4, 725, 5th, 2462; 200, 7th, 26.61, 749, 5th, 3207, LJ, 4th, 19-4 3/4, 822, 5th, 4029; JT, 1st, 150-8, 781, 3rd, 4810; 800, 7th, 2:25.49, 750, 4th, 5560.

Look-Jaeger marks: 100H, 7th, 14.71, 880; HJ, 3rd, 5-8 3/4, 916, 6th, 1796; SP, 4th, 37-1 1/4, 616, 7th, 2412; 200, 6th, 26.56, 778, 6th, 3161; LJ, 6th, 18-7 1/4, 6th, 3911; JT, 5th 115-4, 575, 6th, 4486, 800, 2nd, 2:14.66, 898, 6th, 5384.

### Team Scoring

The West team won with 171.5 points. The South placed second with 169. The East was third with 160, and North was fourth with 125.5.

# CALIFORNIA TRACK & CROSS COUNTRY COACHES ALLIANCE HIGH SCHOOL CROSS COUNTRY PREVIEW

By Doug Speck & Ray Scofield

With assistance from Dennis McClanahan, Steve Ward, Willie Harmatz, Hal Daner, Keith Conning, Peter Brewer, Steve Fagundes, and Jim Eckman

**California** was the nation's most successful state in High School distance running last year.

In end-of-season national Cross Country team rankings by Harrier magazine, the state had four of the top ten teams on the Girls side—Agoura 2nd, San Pasqual (Escondido) 4th, Mt. Carmel (San Diego) 8th, and La Jolla 10th—and three of the top ten—Hart (Newhall) 4th, San Pasqual (Escondido) 7th, and Madeira 8th—on the Boys side.

In the 32-runner 1990 Kinney National Championship Finals, the Golden State had five Girls who competed as underclass athletes: Veronica Barajas (Channel Islands, Oxnard-5th), Milena Glusac (Fallbrook-7th), Carrie Garrison (Sunny Hills, Fullerton-11th), Shelley Taylor (Edison, Huntington Beach-12th), and Erica Sumi (Wilson, Long Beach-18th). On the Boys side, the state is led by the nation's three top returning milers from the spring track season: Todd Tressler (San Marcos, Santa Barbara), Daniel Das Neves (Helix, La Mesa), and T.J. Reyes (Lakewood), and the country's top two-miler from track, Angel Martinez (San Gabriel), who was 16th in the Kinney National Cross Country Finals.

The tradition of excellence should continue in 1991. While the State office can decide on its style of lettering to already fill in the name on the Team Championship trophies in a couple of divisions, there will be enough hot competition in the state in the sport this fall to keep everyone's attention. At least a couple of teams will challenge as the nation's best, with the State divided once again into four school-sized divisions for championship competition:

Div I	2026
Div II	1526-2025
Div III	901-152
Div IV	1-90

In the following preview Cross Country times quoted are from the State Champion-

ship course at Woodward Park in Fresno, with some times quoted from Mt. SAC, which runs timewise close to the Woodward course for most. Track times quoted are from the obvious 800, 1600, and 3200 meter distances, with 1500, 3000 meter, or mile race clockings so indicated.

## GIRLS DIVISION I

Coach Dennis McClanahan's Mt. Carmel (San Diego) Girls group, the nation's deepest program that ended the season ranked #8 ranked nationally last Fall (and runner-ups State Div I to Agoura), has Susan Scott (10th St Div I-2:13.68 & 5:14.4), Jennifer Vergith (11:36.2), and Rita Hermiz (17th Div I 19:12) leading a team that is experienced, dedicated, and can challenge for the national championship. The Arroyo Grande Girls team was ranked 15th nationally at the end of 1990 (and were 3rd State Division I), and Coach Greg DeNike has a very solid five back, led by vets Angela Orefice (5th Div I 18:31 & 11:38.6) and Brandy Barr (9th Div I 18:47).

Some very big news in Division I is the combination of the three Palos Verdes School District Schools (Palos Verdes, Rolling Hills, and Miraleste) into Peninsula High School on the Rolling Hills campus in Rolling Hills Estates. The Palos Verdes Girls squad (at under 1500 students total enrollment) has been the nation's strongest over the past half dozen years, with Coach Joe Kelly rubbing his hands together in anticipation at the over 200 students who have indicated interest in Cross Country from the over 3000 student joint campus. Despite having another great one move away (frosch Tammy Wilcox moved in 1990, this year it is 5:03.88 & 11:16.06 runner Nancy Heap who split, to New York), there is still talent in the cupboard for Coach Kelly. Melissa Fair, 5:12.59 and 11:13.0, Yoko Senga 11:23.32, and Maya Muneno (14th Div I 19:00) lead Peninsula returnees. Irvine deserved a top-25 na-

tional ranking in 1990 off their 4th State Division I performance, with Kelly Roda (6th Div I 18:34 & 10:58.8) and Jennifer Gillis (11th Div I 18:49 & 2:14.45) leading another good team this year. Agoura, established a new team time record in averaging 18:41 at Woodward Park last Fall, with the Chargers returning Kristie Camp (15th Div I 19:10, 2:13.21 & 5:05.65 (mile) and Laura Hayward (16th Div I 19:11 & 11:08.81) as it enters the post-Deen Drossin era. Santa Rosa is led by a super tri in Nika Horn (5:02.62), Rhonda Mazza (5:08.3), and Megan Roeder (11:15.55), with the potential to be the first team from the North to break into the Southern domination, the first half dozen team spots in the State Large School title race. Channel Islands (Oxnard), led by one of the nation's best, Veronica Barajas fifth in last year's Kinney Nationals (and 10:51.47 in track), will be solid, with young, Belmont (L.A.) squad having Alma Herrera, Petra Moreno (11:33.42), Patty Trej (5:20.89), and Yolanda Gomez (5:25.50) as a solid nucleus. Clovis West (Fresno), 7th last year Division I, has Sarah Grogg (5:15.70) and Jessica Leal capably leading, with Dana Hills Rajai Espinoza (5:10.76) on top of a good group. James Logan (Union City) has a strong duo in Mei-Ling McNamara (5:00.25) and Kim Wilkes (11:07.6).

Individually, it is assumed that Fallbrook will move to this level in enrollment, with Milena Glusac, the nation's fastest returning 3200m runner in track at 10:24.61, and 7th in the Kinney Nationals and Erica Sumi (Wilson, Long Beach) 4:51.17 1600m in spring and 10th in the Kinney Nationals, among the very top handful of runners in the entire nation. Erica Greene (Turlock-8th Div I 18:47 & 11:22.64) returns for her senior year, with Stacey Auer (1000 Oaks) at 10:38.63 for 3200 meters (#3 returnee nationally) greatly improved in the Spring. Gabriela Rodriguez (Oxnard) was 12th as a frosh in 1990 Div I at 18:55 with an 11:05.52 in the track, with Ashleigh Armstrong (San Dieguito, Encinitas) 11:24.2 there.

continued next page..



## PREVIEW

### California State Track & Cross Country Coaches Alliance Pre-Season Top Ten -- Girls Division I

1. Mt. Carmel (San Diego)
2. Arroyo Grande
3. Irvine
4. Peninsula (Rolling Hills Estates)
5. Agoura
6. Santa Rosa
7. Channel Islands (Oxnard)
8. Belmont (L.A.)
9. Clovis West (Fresno)
10. Dana Hills

### **BOYS DIVISION I**

Boys Division I should feature another great contest between the top two groups from 1990. Madera, capable of a #1 ranking nationally, should be on a mission of revenge after a below par effort in the 1990 State Meet that had them beaten by Hart (Newhall). Madera has five back, led by Frank Madrigal (9th Div I 15:51), with all scorers having run better than 4:32 for 1600m or 9:47 for 3200m in track. Hart is returning junior Keith Grossman (13th Div I 15:55) and Paul DeLaCorda (4:24.97), with Mike Dukas and soph Gavin Klinger also among the top 45 in last year's State Championship race. The Indians are very capable of winning once again in 1991. Peninsula (Palos Verdes Estates) should be an instant factor here, with Dan Minami (9:19.74), Goss Lindsey (23rd Div III 4:23.11), Brian Stelp (4:23.67), and Kevin Fay (8:52.3 3000m). A group of five Southern Section schools will be solid behind the above trio. Saddleback (Santa Ana) has developed a deep and very successful program, with the 1990 third place Div I group featuring underclassers Joe Heredia, Mario Vela, and Johnny Ochoa. Orange County rival Santa Ana Valley will have Juan Aruizo (15:54 at Mt. SAC) leading four returnees from a Section third place group. Channel Islands (Oxnard) lost Stewart Ellington (14th Div I 9:22.58) on a move to Milpitas HS in the CCS, but has Fernando Mendoza (24th Div I 9:28.5) leading a strong group. Esperanza (Anaheim) had Junior Shawn Frack (9:29.42) run well in track, with Long Beach having Wilson Komaly Thongdy (16:06 at Mt. SAC) and four back from a good 1990 team.

In the San Diego Section, long-time power Poway will battle with 1990 Division I 9th placers San Diego, led by soph Mebrahtom Keflezighi (25th Div I 16:11, 4:26.4 & 9:30.9). Wat-

sonville will challenge Bellarmine Prep (San Jose) in the Central Coast Section

Angel Martinez (San Gabriel), the nation's leading returning 3200m runner from track at 9:01.36 and 16th in the Kinney Nationals, should be very tough. TJ Reyes (Lakewood) was 4:12.26 for 1600m in Track. Juniors Brian Wilkinson (Merced) (1:53.54 and 4:19.30) and Margarito Casillas (Hoover, Glendale) (9:18.78) had super soph track seasons.

### California State Track & Cross Country Coaches Alliance Pre-Season Top Ten - Boys Division I

1. Madera
2. Hart (Newhall)
3. Peninsula (Rolling Hills Estates)
4. Saddleback (Santa Ana)
5. Santa Ana Valley
6. Channel Islands (Oxnard)
7. Wilson (Long Beach)
8. Esperanza (Anaheim)
9. Pt. Loma (San Diego)
10. Watsonville

### **GIRLS DIVISION II**

In Girls Division II action San Pasqual (Escondido), #4 nationally in 1990, will be improved, with the toughest leading trio in America in Deanna Hadley (8th Div I 18:43, 4:45.2 (1500m) & 11:07.21), Melissa Keim (9th Div II 18:43 & 11:07.49), and Tamarra Tyrell (11:26.2) heading five between 18:43 and 19:42 (including Erin Blunt, one of the nation's top hurdlers in track who was 18th Div II 19:16 on the Woodward Park State course last Fall). A trio of good Southern Section teams will wait should the Golden Eagles falter. Woodbridge (Irvine) was a pleasant surprise in a fine peak that had them finish second to San Pasqual in the 90 Div II State run. Westlake (Westlake Village) has Jessica Graham (7th Div II 18:27, 2:15.50 & 5:16.6 mile) leading six back from the third place Div II Warrior team. Canyon (Anaheim), very improved over the length of the season, was 4th here last year, with sophs Kim Nelson (14th Div II 19:09 & 11:30.2) and Laura Flatauer (17th Div II 19:15) leading four others who return from that team. Edison (Huntington Beach) has Shelley Taylor, the country's #5 1600m runner (4:52.38) and 12th in last year's Kinney Finals, leading a group that had a fine spring track season. Santa Margarita (Rancho Santa Margarita), a growing Orange County parochial power was 6th Division III in

1990 with a top six made up of underclass athletes. El Capitan (Lakeside) was 5th here in 1990, with five back, and 6th place Tustin, with Liza Alexander (31st Div II 19:39) leading six of its Varsity back. Del Campo (Fair Oaks) has six returning from a 1990 7th place team. Monte Vista (Danville) has a good scoring five back off its 8th place 1990 team, with the Southern Section's Claremont led by Laura Monson (10th Div II 18:57). Casa Roble (Orangevale) was 9th in 1990, with El Modena (Orange) led by Kristina Dahlberg (2:18.38 & 4:42.97 1500m).

Tough individually here will be defending State Divisional III Champion, Carrie Garritson, should she remain at Sunny Hills, Fullerton, after a 1990 winter move from Rim of the World in Lake Arrowhead. Carrie was 11th in the Kinney Finals and ran 10:39.17 for 3200m in Track as a frosh during 1990-91. Kay Nekota (Woodbridge, Irvine) was 4th Div II 1990 at 18:07, 5:15.75 & 11:06.60, with Krissy Look (Shasta, Redding) 5th at 18:20 & 11:15.5. Tanya Brix (University, Irvine) was 12th at 19:05 & 10:53.15 with Maribel Salinas (Arvin) 13th at 19:09 & 11:07.20 in the spring.

### California State Track & Cross Country Coaches Alliance Pre-Season Top Ten -- Girls Division II

1. San Pasqual (Escondido)
2. Woodbridge (Irvine)
3. Westlake (Westlake Village)
4. Canyon (Anaheim)
5. Edison (Huntington Beach)
6. Santa Margarita (Rancho Santa Margarita)
7. El Capitan (Lakeside)
8. Tustin
9. Del Campo (Fair Oaks)
10. Monte Vista (Danville)

### **BOYS DIVISION II**

San Pasqual (#7 ranked nationally 1990) will attempt another "double-double" (they took both the Division II Girls and Boys titles in 1990), with Nazario Romero (9:25.11 3200m in spring track as soph) not a part of last Falls' top five. Kevin O'Neill (16th Div II) and Brian Keim (17th Div II, 4:19.41 & 9:33.3) will assist the Golden Eagle Boys who could challenge for the national title by the end of the season. Helix (La Mesa), led by State 1600m champion Daniel das Neves (4:12.23 4th Div II 15:38) and Geoff Pfau (26th Div II 16:17) will attempt to keep section-mate San

*continued next page...*

## PREVIEW

Pasqual honest. Ventura County rivals Camarillo and Agoura have great potential once again, with Camarillo the 1989 National Champion. The 1991 Scorpion group will have Bodie Minster (24th Div II 16:13) leading four under 16:43 at Woodward Park. Agoura, another with a fair tradition, has Ryan Wilson (9th Div II 15:49, 4:22.61 & 9:32.01) and Justin Koppel (28th Div II 16:20) leading five who return from the 1990 Varsity. DeLaSalle (Concord) is a solid part of the group chasing San Pasqual, with Jim Zachary (8th Div II 15:48) joined by Mike Prindiville (9:37.19) and Ty Walker, who had fine spring track seasons.

La Habra never runs out of Mahons, with James (30th Div II 16:22), Brendon (62nd Div II 16:47 as frosh), and Robert leading this year's Highlander group. Jesuit (Sacramento) could be the division's surprise, with Coach Walt Lange returning six off a very young 1990 10th place squad. Jesuit's Sac Joaquin Section rival, Del Campo (Fair Oaks), is one of the state's deeper programs, with three State Meet participants back from a 1990 5th place group. Amador Valley (Pleasanton) will keep DeLaSalle honest in the North Coast Section, with St. John Bosco (Bellflower) returning a fine leading trio in Hector Lemus, Sean Sellers, and Joaquin Gurrola.

Mission Viejo is also returning a strong group, led by Jeff Lynn (4:25.8 in the spring), with Orange County rival Villa Park having Ron Fisher lead six back from a good 1990 team. The Southern Section's Claremont, 9th in 1990 in Div II, is led by Walter Christensen (9:42.9). Delano was 14th in 1990 Div II, with George Rivera (9:32.98) leading six state meet veterans back for the Central Section power. Bishop Amat (La Puente) has junior Anthony Alvarez (16:43 Mt. SAC) leading everyone back from 1990's Varsity.

Todd Tressler (San Marcos, Santa Barbara) is the nation's leading returning 1600m runner (4:10.12), and was 3rd Div II 1990 (15:34). Mike Love (Katella, Anaheim) was 7th Div II in 15:42 & 9:44.20 as a soph, with the Pt. Loma duo of Matt Dilligan (11th Div II 15:57) and Gil Serrano 4:25.4/9:32.0 very tough. Jayson Kayne (Grossmont, La Mesa) was 11th Div II 16:09 with 9:33.37 from Track.

### California State Track & Cross Country Coaches Alliance Pre-Season Top Ten - Boys Division II

1. San Pasqual (Escondido)
2. Agoura

3. Camarillo
4. DeLaSalle (Concord)
5. Helix (La Mesa)
6. La Habra
7. Jesuit (Sacramento)
8. Del Campo (Fair Oaks)
9. Amador Valley (Pleasanton)
10. St. John Bosco (Bellflower)

### **GIRLS DIVISION III**

In Girls Division III defending champions La Jolla (#10 ranked 1990 nationally), should complete the set that gives the San Diego Section three (La Jolla, San Pasqual, and Mt. Carmel) of the top ten teams in the nation on the Girls side. The Vikings of Coach Bill Stock return Mailee Ferguson (4th Div III 18:42 & 5:08.02), Julie Schoene (7th Div III 18:58), Elizabeth Cornejo (14th Div III 19:26), Stephanie Bache (20th Div III 19:46), and Lauren Andrade (21st Div III 19:46), with only physical disaster standing between La Jolla and another State title. Foothill (Santa Ana), San Marino and Mills (Millbrae) will once again be strong. Foothill was 2nd in 1990, with Allyson Myers (9th Div III 18:59 & 11:25.94) and soph Alicia Allison (26th Div III 20:00) leading five of the team's top six who return. San Marino (3rd Div III 1990) was another underclass dominated squad in 1990, with Marjorie Hsu (10th Div III 19:01, 2:13.71 & 5:03.70 (mile) the team leader, and a healthy Jacquie Fruttero (11:23.66) dangerous. Mills (Millbrae) has Diana Harlick (13th Div III 19:24 & 11:05.29), sister Jeanene (20:11), Kathy Morse (5:21.0), and Yadira Taylor (5:22.7) leading everyone back from its 1990 4th place group. Back a bit from the above listed is St. Francis (Sacramento), with Cybelle McFadden (15th Div III 19:32 5:10.4) leading a strong trio of returnees. Corona del Mar (Newport Beach), 7th in 1990, has Kirsten McFarland (23rd Div III 19:48) leading five of its top seven back for 1991. University (San Diego) was 8th here last Fall, with a team that had its top six all tenth graders. St. Francis (Mountain View) has a good group back, with Costa Mesa featuring fine runners Denisha Benz (19:01 Mt. SAC), Katy Eklof (22nd Div III 19:47 & 11:10.05), and Julie Maher (11:30.64) on top of what could be the surprise of the division.

South Hills (West Covina) has Bonnie Oglesby (27th Div III 20:02) and the entire varsity back this Fall, with San Luis Obispo, and Laguna Hills, led by Mayna Medina (20:16 at Mt. SAC) strong from the South. Caronde-

let (Concord), Encinal (Alameda), and Bishop O'Dowd, led by Angela Dalke (6th Div III 18:58 & 11:12.56), will be strong. Out of the Central Section, Golden West (Visalia) should have a trio the equal of anyone, with Vicki Vigil (11:25.95), Judy Petty (11:27.60), and Teresa Bilvado (11:44.91). Section rival North (Bakersfield) is led by Lori Miller (5:04.03- 11:16.4).

Kate Sweeney (Leigh, San Jose) was 3rd Div III at 18:30 & 11:04.9, with CCS rival Becky Kaiser (Seaside, Monterey) 8th at 18:59 & 11:08.37 2 mile, and Ann Baldelli (St. Ignatius, San Francisco) 11th at 19:16 & 5:08.4. Carlene Pengra (12th 19:20 & 11:37.87) and Sarah Dien (19th 19:44 & 5:13.66) return for La Canada. With Wood H.S. in Vacaville adding another grade this Fall, Magi Martinez, 6th Div IV 18:49, and with an excellent spring track season 5:00.68 & 10:52.18, will be a big individual threat.

### California State Track & Cross Country Coaches Alliance Pre-Season Top Ten -- Girls Division III

1. La Jolla
2. Foothill (Santa Ana)
3. Mills (Millbrae)
4. San Marino
5. St. Francis (Sacramento)
6. Corona del Mar (Newport Beach)
7. University (San Diego)
8. St. Francis (Mountain View)
9. Costa Mesa
10. South Hills (West Covina)

### **BOYS DIVISION III**

The Boys Division III favorite's roll should fall to St. Ignatius (San Francisco), who should be biting at the bit for revenge after finishing third in the 1990 State Meet after a magnificent Section Finals run. Mark McManus (9th Div III 15:57, 4:20.34 & 9:27.68), Brad Glosser (12th Div III 16:05), and the rest of the team's top five scorers return. Five squads are very close behind St. Ignatius. Laguna Hills has everyone back from a good Varsity team, with Chris Lynch (Mt. SAC 16:09 & 4:25.55), Hiroki Kawanishi (Mt. SAC 16:28), and David Burnette (Mt. SAC 16:54) solid on top. San Marino, defending State Div III Champions, has Joe Welton (16:31) and Ben Nichols (16:34) leading three back off that team. La Jolla, State runner-ups here last November, has Francisco Alcaraz (14th Div III 16:08) leading four returnees. Livermore, led by Ahmik Jones (6th Div III 15:55)

*continued next page...*

# Prep Results

## BOYS' CROSS-COUNTRY

### CLOVIS INVITATIONAL Medium Schools

TEAM—1. El Camino 93; 4. Mission Viejo 146; 5. Sonora

INDIVIDUAL—1. Tressler (San Marcos), 15:53; 4. Holman (Sonora), 16:14; 10. Cullum (Mission Viejo), 16:35; 11. Boatman (Sonora), 16:36; 12. Lynn (Mission Viejo), 16:39.

### Small Schools

TEAM—1. Moro Bay 69  
INDIVIDUAL—15. Palmer (Orange Lutheran), 17:29; 28. Knapp (Orange Lutheran), 18:04; 33. Peters (Orange Lutheran), 18:18.

### WOODBRIDGE INVITATIONAL

Large Division  
SENIOR TEAMS—1. El Toro 139; 2. Santa Ana 143; 3. Irvine 192.

SENIOR INDIVIDUALS—1. O'Connor (Chino), 15:28; 2. Thongdy (Long Beach Wilson), 15:44; 3. Butman (Etwandala), 15:48.

JUNIOR TEAMS—1. L.A. Lincoln 142; 2. Esperanza 175; 3. Redlands 197.

JUNIOR INDIVIDUALS—1. M. Casillas (Glendale Hoover), 14:48; 2. Frack (E), 15:33; 3. J. Ochoa (Saddleback), 15:38.

SOPHOMORE TEAMS—1. L.B. Wilson 118; 2. Saddleback 133; 3. Santa Ana 135.

SOPHOMORE INDIVIDUALS—1. Gibbs (Rubidoux), 16:09; 2. Del Campo (Thousand Oaks), 16:21; 3. Butolph (Buena), 16:22.

FRESHMAN TEAMS—1. Capistrano Valley 122; 2. Palos Verdes Peninsula 157; 3. El Torc 189.

FRESHMAN INDIVIDUALS—1. F. Cortez (Downey), 16:20; 2. H. Ochoa (Saddleback), 16:21; 3. J. Cortez (Downey), 16:51.

### Medium Division

SENIOR TEAMS—1. San Pasqual 36; 2. Santa Ana Valley 128; 3. Santiago 215.

SENIOR INDIVIDUALS—1. B. Keim (SP), 15:09; 2. Brito (SAV), 15:36; 3. Nudge (Riverside Poly), 15:39.

JUNIOR TEAMS—1. Saugus 99; 2. Newport Harbor 116; 3. San Clemente 130.

JUNIOR INDIVIDUALS—1. R. Wilson (Agoura), 14:45; 2. Romero (San Pasqual), 15:29; 3. Love (Kettle), 15:33.

SOPHOMORE TEAMS—1. San Pasqual 57; 2. Claremont 103; 3. Simi Valley 195.

SOPHOMORE INDIVIDUALS—1. Moreno (Kettle), 15:49; 2. Van Lear (Saugus), 16:07; 3. Phan (Kettle), 16:08.

FRESHMAN TEAMS—1. Temecula Valley 104; 2. University 160; 3. San Clemente 187.

FRESHMAN INDIVIDUALS—1. Wikinson (Santa Margarita), 16:05; 2. Rodriguez (San Pasqual), 17:00; 3. Kimball (TV), 17:01.

### Small Division

SENIOR TEAMS—1. Yucapa 143; 2. Laguna Hills 152; 3. Corona del Mar 156.

SENIOR INDIVIDUALS—1. Wilson (Newbury Park), 14:48; 2. Sanchez (St. Francis), 15:16; 3. Lynch (Laguna Hills), 15:35.

JUNIOR TEAMS—1. Escondido 62; 2. Newbury Park 254; 3. Century 258.

JUNIOR INDIVIDUALS—1. Gonzalez (E), 15:56; 2. Guzman (E), 16:02; 3. Ochoa (Salesian), 16:18.

SOPHOMORE TEAMS—1. Fillmore 127; 2. San Diego Mission Bay 142; 3. San Diego 143.

SOPHOMORE INDIVIDUALS—1. M. Kellezighi (SD), 15:27; 2. Elizondo (SDMB), 15:44; 3. Jimenez (Escondido), 15:52.

FRESHMAN TEAMS—1. Escondido 115; 2. Century 122; 3. Dos Pueblos 173.

FRESHMAN INDIVIDUALS—1. Saiter (E), 17:20; 2. Lopez (E), 17:26; 3. Santillan (Salesian), 17:27.

At Woodbridge High School, 3.0 miles.

MV—Drake 24 run (Christie kick)  
RBV—Hall 7 run (Boutsalee kick)  
MV—Drake 1 run (Cooke kick)  
RBV—Jackson 2 run (Boutsalee kick)  
MV—Drake 2 run (Cooke kick)  
LEADING RUSHERS—Rancho Buena Vista: Hall 19-157;  
Mission Viejo: Drake 19-87. LEADING PASSERS—Rancho Buena Vista: Kielman 4-11-1, 58; Mission Viejo: Lemaitre 12-18-0, 194. LEADING RECEIVERS—Rancho Buena Vista: Hall 3-33; Mission Viejo: McDonough 4-74.  
Attendance—1,750.

Orange 14, Saddleback 14

Saddleback	0	0	14	0	14
Orange	0	14	0	0	14

O—Tavernier 10 pass from Kimbwala (Knorr kick)  
O—Chavez 21 pass from Kimbwala (Knorr kick)  
SB—Aguilar 4 pass from Ruvulo (kick failed)  
SB—Tinajero 11 pass from Ruvulo (Arceo pass from Ruvulo)  
LEADING RUSHERS—Saddleback: Williams 11-73; Orange: Worthen 24-118. LEADING PASSERS—Saddleback: Ruvulo 3-5-0, 36; Orange: Kimbwala 6-11-1, 65. LEADING RECEIVERS—Saddleback: Arceo 1-21; Orange: Bowler 2-15.  
Attendance—850.

Pacifica 17, Huntington Beach 0

Huntington Beach	0	0	0	0	0
Pacifica	7	0	10	0	17

Pac—Nicholson 44 punt return (Anderson kick)  
Pac—Stevens 35 interception return (Anderson)  
Pac—FG Anderson 22  
LEADING RUSHERS—Huntington Beach: Goodrich 4-8; Pacifica: Nicholson 21-106. LEADING PASSERS—Huntington Beach: Wimbish 3-15-2, 33; Pacifica: Murray 7-12-2, 73. LEADING RECEIVERS—Huntington Beach: McWhinney 1-25; Pacifica: Stevens 3-30.  
Attendance—2,000.

Whittier Christian 55, Mammoth 20

Whittier Christian	14	12	15	14	55
Mammoth	7	7	0	6	20

WC—Cuccia 4 run (kick failed)  
Mam—Moffett 90 pass from Pamick (Hutcherson kick)  
WC—Cuccia 59 run (Biehl pass from Callahan)  
WC—Cuccia 3 run (pass failed)  
Mam—Moffett 65 pass from Pamick (Hutcherson kick)  
WC—Cuccia 2 run (pass failed)  
WC—Cuccia 82 run (Berokoff pass from Callahan)  
WC—Meschuk 12 run (Rios kick)  
WC—Meschuk 25 run (Rios kick)  
WC—Hoffman 9 run (Rios kick)  
Mam—Hutcherson 86 kickoff return  
LEADING RUSHERS—Whittier Christian: Cuccia 22-304; Mammoth: Shirley 8-16. LEADING PASSERS—Whittier Christian: Callahan 4-8-1, 82; Mammoth: Pamick 7-23-0, 204. LEADING RECEIVERS—Whittier Christian: Berokoff 2-25; Mammoth: Moffett 5-179.  
Attendance—600.

## GIRLS' VOLLEYBALL

### COUNTY CHAMPIONSHIPS

Division I

Championship	15	15	15
Laguna Beach 3, Capistrano Valley 0	8	4	7
Laguna Beach			
Capistrano Valley			

# College Results, Schedules

## RESULTS

### MEN'S CROSS COUNTRY

#### AZTEC INVITATIONAL University division

TEAMS—1. Arizona, 64; 2. Aztlan Club, 78; 3. Northern Arizona, 109; 4. UC Irvine, 119; 5. Arizona State, 159; 6. Fresno State, 161; 7. Jamul Toads, 220; 8. CS Fullerton, 242.  
INDIVIDUALS—1. Clayton (Aztlan), 24:40.56; 2. Hunt Harris (Fresno State), 25:11.16; 3. Keino (Arizona), 25:07.85; 4. Lewis (Arizona State), 25:25.25; 5. Martinez (Aztlan), 25:27.70; 6. Rodriguez (Arizona), 25:32.86; 7. Orosso (Unnat.), 25:40.52; 8. Jensen (Aztlan), 25:41.06; 9. Davis Masorro (UC Irvine), 25:50.76.

#### Small schools division

TEAMS—1. Point Loma 37; 10. Southern California College 426.  
INDIVIDUAL—1. Kete (Point Loma), 26:14; 60. Heaton (SCC) 29:37.  
At Morley Field, San Diego, 8,000 meters.

### WOMEN'S CROSS COUNTRY

#### AZTEC INVITATIONAL University division

TEAMS—1. Arkansas, 35; 2. Northern Arizona, 53; 3. Arizona, 88; 4. UC Irvine, 127; 5. UCLA, 170; 6. Fresno State, 176; 7. CS Fullerton, 241; 8. Long Beach State, 279.  
INDIVIDUAL—1. Drossin (Arkansas), 17:17.6; 2. Kinnert (Northern Arizona), 17:20.0; 3. Jarman (Northern Arizona), 17:23.1; 4. Plumer (Unnat.), 17:24.6; 5. Goodrich (Irvine), 17:32.7; 6. Park (Arkansas), 17:37.4; 7. Habbitt (Nike), 17:40.0; 8. Barrett (Arkansas), 17:44.8; 9. Byrne (Arkansas), 17:45.9; 10. Sleduwenboek (Arizona), 17:50.4.  
At Morley Field, San Diego, 5,000 meters.

#### Small schools division

TEAMS—1. UC San Diego 70; 4. Southern California College 149.  
INDIVIDUAL—1. Mariani (Arkansas B), 19:17; 7. Coley (SCC), 19:37; 16. Cabral (SCC), 20:32.

### MEN'S SOCCER

#### NONCONFERENCE

UC Irvine 7, Southern California College 0  
GOALS—UCI: Smith 2, Tinsley 1; O'Brien 1, Wilson 1, Nasarenko 1; Szczuka 1.

HALFTIME: UCI, 4-0.

### WOMEN'S VOLLEYBALL

#### GOLDEN STATE ATHLETIC CONFERENCE

Calvary Baptist 3, Christ College Irvine 1.  
CCI ..... 7 9 15 5  
Cal Baptist ..... 15 15 10 15

KILL LEADERS—CCI: Johnson 8; Cal Baptist: McGregor 16.

#### NONCONFERENCE

New Mexico State 3, Cal State Fullerton 0  
Cal State Fullerton ..... 13 8 7  
New Mexico State ..... 15 15 15

KILL LEADERS—Cal State Fullerton: Howlett 17, New Mexico State: White 23.

Southern California College 3, Point Loma Nazarene 1  
Pt Loma Nazarene ..... 15 15 8 8  
SCC ..... 17 2 15 15

KILL LEADERS—SCC: Krista Hoover 21, Geneve Wright 11, Leslie Lastrapes 10.

### WATER POLO

#### NONCONFERENCE

UC Irvine 13, USC 8  
UC Irvine ..... 5-4-2-2-13  
USC ..... 0-3-3-2-8

GOALS—UC Irvine: Hunt 4, Yrizar 3, Putman 2, Gill 2, Fröning 1, Haynes 1; USC: M. Tonkovich 2, Torres 2, Gifford 1, Green 1, Leyson 1, Jose Santiago 1, SAVES—UC Irvine: Nott 7; USC: McCloskey 5, Tinseth 7.

## SCHEDULES

### MEN'S SOCCER

BIG WEST CONFERENCE  
CS Fullerton at San Jose State, 2 p.m.

### WOMEN'S SOCCER

NONCONFERENCE  
UC Santa Barbara at UC Irvine, 5 p.m.

### WATER POLO

Chapman at Whittier tournament

## COLLEGE ROUNDUP

# Irvine Takes Big Early Lead, Holds Off USC

Fourth-ranked Irvine (5-1) took an early 7-0 lead and went on to a 13-8 water polo victory over No. 7 USC Saturday at the McDonald's Swim Stadium in Los Angeles.

Marc Hunt scored four goals for Irvine (5-1).

In the Aztec

San Diego's Morley Field.

Irvine sophomore Traci Goodrich finished fourth in the women's race with a time of 17:32.7 over 5,000 meters. Senior Aaron Masorro was the top Irvine finisher in the men's race with a time of 25:41.06 over 8,000 meters.

COLLEGE

LZTEC INVITATIONAL

at Balboa Park, San Diego

**MEN: TEAM**—1. Arizona, 64; 2. Aztlan Club, 78; 3. Northern Arizona, 109; 4. UC vine, 119; 5. Arizona St., 159; 6. Fresno St., 61; 7. Jamal Toads, 220; 8. CS Fullerton, 42; 9. SDS Alumni, 246; 10. USC, 321; 11. San Diego St., 344. **IND.**—1. Clayton (unat), 4:40; 2. Hunt (IT), 24:56; 3. M. Keino (A), 5:07; 4. Hams (FS), 25:11; 5. Martinez (Art), 5:15; 6. Lewis (AS), 25:25; 7. Grosso (A), 5:27; 8. Rodriguez (A), 25:32.

**WOMEN: TEAM**—1. Arkansas, 35; 2. Northern Arizona, 53; 3. Arizona, 88; 4. UC vine, 127; 5. UCLA, 170; 6. Fresno St., 176; CS Fullerton, 241; 8. CS Long Beach, 279; UC Santa Barbara, 294; 10. San Diego St., 31. **IND.**—1. Drossin (Ark), 17:17; 2. Kinnert (A), 17:20; 3. Jarman (NA), 17:23; 4. P. umer (unat), 17:24; 5. Goodrich (UC), 17:32; Park (Ark), 17:37; 7. Rabbitt (Nike), 17:40; Barrett (Ark), 17:44; 9. Byrne (Ark), 17:44; 1. Smeuwenboek (An), 17:50.

WOMAN ST. INVITATIONAL

Napa

**MEN: TEAM**—1. Stanford, 33; 2. UC Davis, ; 3. Humboldt St., 55. Others included: 5. CS kersfield, 159; 9. CS Los Angeles, 190. )—1. Winkelman (UC Riverside), 30:55; 2. dmore (S), 31:16; 3. Carter (S), 31:34.

**WOMEN: TEAM**—1. Cal Poly SLO, 58; 2. Davis, 66; 3. Kwis, 97. Others included: 5. Riverside, 150; 7. CS Los Angeles, 170; 11. l Poly Pomona, 348. **IND.**—1. Hand SLO), 17:33; 2. Boyd (K), 17:42; 3. Roller D), 17:49.

LIJAN & MARY INVITATIONAL

Williamsburg, Va.

**MEN: TEAM**—1. Villanova, 36; 2. William & ry, 39; 3. Edinborough St., 97; 4. George- n, 116; 5. Old Dominion, 118. **IND.**—1. non (V), 19:24; 2. Quintana (V), 20:08; 3. use (W&M), 20:11. Others included: 10. lman (V), 10:32.

**WOMEN: TEAM**—1. Villanova, 16; 2. W & Mary, 66; 3. Edinborough St., 94. —1. O'Sullivan (V), 13:28; 2. Zajac (V), 34; 3. Haus (V), 13:38. Others included: 10. s (V), 14:24.

L MEET

at Loyola Marymount: **MEN**—Loyola 21, ardine 37 (Jon Ferguson, P, 27:02). **MEN: Pepperdine 21, Loyola Marymount 36** Me Friz, P, 19:40).

HIGH SCHOOL

CLOVIS INVITATIONAL

At Woodard Park, Fresno

**BOYS: DIV. I: TEAM**—1. Madera, 73; 2. Fair Oaks Del Campo, 109; 3. Sacramento Jesuit, 168; 4. Piesanton Amador Valley, 178; 5. Arroyo Grande, 181; 6. Clovis, 210; 7. San Jose Santa Teresa, 215; 8. Detano, 218; 9. Bakersfield North, 243; 10. La Habra: 250. **IND.**—1. Rivera (D), 15:50; 2. Dunn (AG soph), 15:54; 3. Brewer (BN), 15:58; 4. Kopf (M), 16:06; 5. Flores (Watsonville), 16:12. **DIV. II: TEAM**—1. Sacramento El Camino, 93; 2. Livermore, 115; 3. Bishop Amat, 123; 4. Mission Viejo, 146; 5. Sonora (Sac-Joanquin Sec.), 169; 6. Elsinore, 217; 7. Livermore, 225; 8. Sacramento Rio Amencano, 234; 9. San Luis Obispo, 235; 10. Righetti, 243. **IND.**—1. Tressler (Santa Barbara San Marcos), 15:53; 2. DiVergio (SLO), 16:07; 3. Jones (L), 16:12. **DIV. III: TEAM**—1. Morro Bay, 69; 2. Oak Park, 76; 3. Corcoran, 79; 4. Yreka, 80; 5. Taft (Central Section), 98; 6. St. Mary's, 127; 7. Orange Lutheran, 162; 8. Camel, 109; 9. Fresno San Joaquin Memorial, 271; 10. Chaminade, 271. **IND.**—1. Castner (OP), 16:31.

**GIRLS: DIV. I: TEAM**—1. Arroyo Grande, 57; 2. Madera, 116; 3. Fresno Clovis West, 118; 4. Milbrae Mills, 142; 5. Bakersfield North, 155; 6. San Leandro Arroyo, 156; 7. Rio Mesa, 248; 8. Clovis, 248; 9. San Jose Santa Teresa, 272; 10. Piesanton Amador, 288. **IND.**—1. Miller (BN), 19:21; 2. Harick (Mills), 19:35; 3. O'reice (AG), 19:37; 4. Muething (AV), 19:48; 5. Schroyer (Rio Mesa), 19:49. **DIV. II: TEAM**—1. Tustin, 76; 2. South Pasadena, 90; 3. Bishop Amat, 130; 4. Orangevale Casa Roble, 142; 5. Livermore, 174; 6. Palo Alto Gunn, 190; 7. Elsinore, 208; 8. Reedley, 210; 9. Palo Alto, 250; 10. Sacramento Rio Amencano, 277. Others included: 16. Moorpark, 405; 17. Lompoc, 474. **IND.**—1. Alexander (T), 19:52; 2. Bascom (Es), 20:23; 3. Litchfield (SP), 20:34. **DIV. III: TEAM**—1. Orange Lutheran, 37; 2. Yreka, 56; 3. Morro Bay, 65; 4. Taft (CS), 79; 5. Chaminade, 121. **IND.**—1. Albert (Corcoran), 20:08; 2. Parkinson (OL), 20:29; 3. Roundy (MB), 20:29.

WOODBRIDGE INVITATIONAL

**BOYS: IND. (combined races)**—1. Wilson (Agoura), 14:45; 2. M. Casillas (Hoover) and Wilson (Newbury Park), 14:48; 4. Keim (Escondido San Pasquan), 15:09; 5. Sanchez (St. Francis), 15:16; 6. Kefezighi (San Diego), 15:27; 7. O'Connor (Chino), 15:28; 8. Romero (Escondido San Pasquan), 15:29; 9. the be- tween Love (Katella) and Frack (Esperanza), 15:33.

**GIRLS: IND.: LARGE SCHOOLS**—1. Black- mer (Upland), 17:41; 2. Auer (Thousand Oaks), 17:44; 3. Santana (Quartz Hill), 18:14. **MEDI- UM SCHOOLS**—1. Gamston (Sunny Hills), 17:21; 2. Nikota (Agoura), 17:31; 3. Sueresz (Agoura), 17:33. **SMALL SCHOOLS**—1. Aparaci (Fillmore), 17:48; 2. Eklot (Costa Mesa), 18:32; 3. Pengra (La Canada), 18:48.

RAIDER STATISTICS

RAIDER STATISTICS

Three Games

Team	Opp	Ret
First downs	53	42
Rushes-yards	74-392	87-310
Net yd. passing	840	517
Sacks-yd lost	12-88	10-76
Passes	56-97	39-72
Int.-yd. ret.	2-19	0-0
Plays-net yd.	183-972	169-827
Punts-average	12-37.3	12-42.3
Punts ret.-yd.	7-39	4-41
Kickoffs ret.-yd.	11-134	12-241
Fumbles-lost	6-4	3-2
Penalties-yards	17-153	26-200

INDIVIDUAL

Rushing	TCB	NYC	Avg.	TD
Craig	49	165	3.4	0
Schroeder	8	44	5.5	0
McCallum	13	44	3.4	0
S. Smith	6	29	4.8	0
Allen	8	17	2.1	0
Evans	3	11	3.7	0
Totals	87	310	3.6	0
Opp.	74	332	4.5	3

Passing	PA	PC	PI	Yd	TD
Schroeder	62	33	1	468	3
Evans	10	6	1	127	1
Totals	72	39	2	593	4
Opp.	97	56	0	728	3

Receiving	No.	Yd.	TD
Fernandez	11	153	1
Gault	6	168	2
Craig	6	60	0
Brown	4	49	0
Graddy	3	102	1
Horton	3	27	0
Allen	3	16	0
S. Smith	2	7	0
Totals	39	593	4
Opp.	56	728	3

Anaheim Stadium.

■ **Horse Racing**

1 p.m. (first post)—Appaloosas, quarter horses and thoroughbreds, Fairplex Park, Pomona.

**Tuesday, Sept. 24**

■ **Baseball**

7:30 p.m.—Toronto vs. Angels, Anaheim Stadium.

■ **Horse Racing**

1 p.m. (first post)—Appaloosas, quarter horses and thoroughbreds, Fairplex Park, Pomona.

■ **College Sports**

■ **Volleyball**

7 p.m.—CS Northridge at Loyola Marymount.

**Wednesday, Sept. 25**

■ **Baseball**

7:30 p.m.—Toronto vs. Angels, Anaheim Stadium.

■ **Horse Racing**

1 p.m. (first post)—Appaloosas, quarter horses and thoroughbreds, Fairplex Park, Pomona.

7:25 p.m. (first post)—Quarter horses, Los Alamitos.

■ **College Sports**

■ **Volleyball**

7:30 p.m.—UC Irvine at CS Fullerton.

**Thursday, Sept. 26**

■ **Golf**

7:30 a.m.—LPGA tournament, Los Coyotes Country Club, Buena Park.

■ **Boxing**

7:30 p.m.—Evlilo Perez vs. Pancho Seguera, lightweights, Irvine Marriott Hotel.

Angels.

■ **Volleyball**

7 p.m.—USC at CS Northridge.  
7 p.m.—San Diego State at UCLA.  
7 p.m.—Santa Clara at Loyola Marymount.

**Saturday, Sept. 28**

■ **Baseball**

12:15 p.m.—San Francisco vs. Dodgers, Dodger Stadium.

■ **College Football**

7 p.m.—Central Oklahoma at CS Northridge.

■ **Horse Racing**

1 p.m. (first post)—Appaloosas, quarter horses and thoroughbreds, Fairplex Park, Pomona.

7:25 p.m. (first post)—Quarter horses, Los Alamitos.

■ **Golf**

8:30 a.m.—LPGA tournament, Los Coyotes Country Club, Buena Park.

■ **Auto Racing**

7 p.m.—Stock cars, Saugus Speedway.

7 p.m.—Stock cars, Orange Show Speedway.

■ **College Sports**

■ **Cross Country**

9 a.m.—Invitational meet, UC Riverside.

**Women**

■ **Volleyball**

7 p.m.—Santa Clara at Pepperdine.  
7 p.m.—San Diego at Loyola Marymount.  
7:30 p.m.—Seton Hall at UC Irvine.

**Sunday, Sept. 29**

■ **Pro Football**

1 p.m.—San Francisco vs. Raiders, Coliseum.

1 p.m.—Green Bay vs. Rams, Anaheim Stadium.

Winnipeg 4, Quebec 1  
Detroit 4, Philadelphia 2  
Hartford 5, New Jersey 4 (OT)  
Edmonton 4, Toronto 4  
Vancouver 4, Minnesota 2  
St. Louis 4, Chicago 3  
Team USA 5, San Jose 4 (OT)

**Saturday's Summary**

**Penguins 4, Kings 1**

Pittsburgh	2	1	1
Los Angeles	0	0	1

FIRST PERIOD: 1. Pit., Errey (1) (Prestly), 0:44; 2. Pit., Leach (2) (Star Bourque); 4:54. Penalties—Tagliani (charging), 1:56; Huddy (K) (slashing), 2:48; Bugstad (K) (hooking), 10:48; Caudlek minor and major (interference, fighting), 11:30; Thomson (K) minor and major (instig. fighting), 18:11; Paek (P) major and 10 game misconduct (high-sticking), 18:30; nelly (K) served by Couturier (cross-check), 18:30.

SECOND PERIOD: 3. Pit., Needham (Loney), 14:36. Penalty—Buskas (K) (R), 11:20.

THIRD PERIOD: 4. Pit., Jagr (1) (Nelson), 10:59; 5. Kings, Thomson (1) (A), 14:02. Penalties—Thompson (K) major 10-min. game misconduct (high-sticking), Smith (P) (hooking), 3:00; Errey (holding), Pit. bench served by Smith (too many m. ice), 6:58; Racine (P) 10-min. game misconduct, 14:02.

SHOTS ON GOAL: Pit. on Govere, G 8-10-14, 32. Kings on Pietrangolo, F 9-5-9, 23. Power play conversions: Pit. Kings, 0-4. Attendance—12,529.

**PRO FOOTBALL SCHEDULES**

**1991 RAMS SCHEDULE**

Times Pacific  
SEPT.: 22—at San Francisco, 1  
29—Green Bay, 1 p.m.

OCT.: 6—Open Date; 13—San D  
p.m.; 20—at Raiders, 1 p.m.; 27—at /  
10 a.m.

NOV.: 3—New Orleans, 1 p.m.; 10  
sas City, 1 p.m.; 17—at Detroit, 1  
25—San Francisco, 6 p.m.

DEC.: 1—Washington, 1 p.m.; 8—  
1 p.m.; 15—at Minnesota, 10 a.m.;  
Seattle, 5 p.m.

## PREVIEW

is much better than the 10th place they were here last year. St. Francis (Mountain View) will be another good squad out of the Central Coast Section.

Mission Bay was 12th in 1990, with soph Devin Elizando improving to 9:38.5 in track. Corona del Mar was young while placing 7th place last year, with Coach Bill Sumner's team capable of some very good things this Fall. San Luis Obispo has Adam Divergilio (15:52 Mt. SAC, 4:19.76 & 9:31.36) leading a team that was 8th in 1990. South Hills (West Covina) has six back from a good 1990 Varsity team, led by Gary Mitchell (9:25.61).

Defending Division III State Champion Jeff Wilson (Newbury Park 15:15 & 4:20.39) showed real brilliance at the start of the spring track season before some back problems. If healthy Jeff will be among the best in the nation. Jed Saueressig (Yosemite, Oakhurst) was 10th Div III at 15:58. Mark Hamer (Covina) was 9:33.24 in the spring.

### California State Track & Cross Country Coaches Alliance Pre-Season Top Ten -- Boys Division III

1. St. Ignatius (San Francisco)
2. Laguna Hills
3. La Jolla
4. San Marino
5. Livermore
6. St. Francis (Mountain View)
7. Mission Bay
8. Corona del Mar (Newport Beach)
9. San Luis Obispo
10. South Hills (West Covina)

### GIRLS DIVISION IV

Defending Girls Division IV Champions Nordhoff (Ojai) will be the favorites here, with four strong scorers (Maria Garcia 14th Div IV 19:34 & 11:48.16, Karen Debord 27th 20:06, Shonna Murphy 35th 20:30, and Emily Atkinson 36th 20:31) returning. A group of four teams is a minute or two back on the team time clock. Morro Bay, two points behind Nordhoff last year in the Championship race, has Deena Strohman (19th Div IV 19:56), soph Faye Roundy (26th 20:05), and two other State Meet competitors returning. Orange Lutheran (5th Div IV 1990) has the nation's most improved prep distance runner over the last year, with Amber Parkinson (10th Div IV 19:01) developing quickly in the spring to among the nation's best at 10:38.80 for 3200m, making her the #4 returnee in the entire country for the 1991-92 school year. Nik-

ki Shaw (nation's #2 miler at 4:49.01 1600m, 2:09.19, & 4th Div IV 18:43) and 1990 Division runner-up Maribella Aparicio (10:45.39 & 18:11) will be a solid front duo for 1990 7th placers Fillmore, with McFarland (8th 1990) led by soph Cindy Carter (12th Div IV 19:12) and Delia Diaz (22nd 20:01).

Anderson was a close third as a team here in 1990 with Stacey Hauptman leading another group. Traditional power Bret Harte (Altaville) hopes for the return of 5:00.72 1600m runner Amy Davidson to top condition, with the Bullfrogs (yes that's the school nickname) a big threat if that happens. Yreka will battle with Anderson and Lassen (Susanville) in the North Section, with soph Traci Anderson (25th Div IV 20:05) the team leader. A group of squads will battle for top ten ranking spots. Coronado was 12th in 1990 with a good scoring five back from that group. Maranatha (Sierra Madre) has Karen Wester (17th Div IV 19:53) leading a group that could develop. Piedmont has Aimee Arnaud (30th Div IV 20:15) and Jessica McCool (31st 20:16) back from a 1990 4th place squad, with Bear River (Grass Valley-6th in 1990) a very tough duo on top in Anikai Webb (7th Div IV 18:53) and Courtney Madigan (18th 19:54). Presentation (San Jose) was 13th in 1990, with their scoring five back. West Valley (Cottonwood) has great tradition in the North. Jamie Kendig (LaReina, 1000 Oaks) was 9th Div IV at 19:00.

### California State Track & Cross Country Coaches Alliance Pre-Season Top Ten -- Girls Division IV

1. Nordhoff (Ojai)
2. Morro Bay
3. Orange Lutheran
4. Fillmore
5. McFarland
6. Anderson
7. Bret Harte (Altaville)
8. Yreka
9. Coronado
10. Maranatha (Sierra Madre)

### BOYS DIVISION IV

Once again it is the smallest division that should feature the biggest free-for-all and most excitement in the effort to attain a state championship. No less than seven squads appear to be within a minute or two on the team time watch, with some real fireworks along the way and in the State title race in Fresno in late November. 1990 Champion

Fillmore will be very solid, with Joel Lopez (13th Div IV 16:23), Victor Hernandez (17th 16:35) and Raymond Gonzales (16:58). Central Section power Corcoran has a good group back, countering with Jose Ochoa (14th 16:22), Juan Garcia (16:52) and Cesar Zavala (16:57). Bret Harte (Altaville) returns a solid four scorers from its 1990 third place group, with Jason Brown (10th Div IV 16:00) the team leader. Yreka, 7th in 1990, has six back, led by junior Jeremy Ravenscroft (28th Div IV 16:45). Southern Section teams, Maranatha (Sierra Madre), with Anthony Fisher (8th Div IV 15:54 & 1:57.66), Nordhoff (Ojai), with Tim Johnston leading, and Bell-Jeff (Burbank), returning the top four from a good local team, are other realistic team champion possibilities.

Bear River (Grass Valley), 10th in 1990, has five good scorers back, with Salesian (L.A.), and Oak Park, led by J.J. Castner (6th Div IV 15:50 & 9:40.09) other strong groups. Cathedral (L.A.) and West Valley (Cottonwood) could develop into powerful squads.

Ken Rhodos (Colfax) was 5th 1990 here at 15:50 & 9:38.0.

### California State Track & Cross Country Coaches Alliance Pre-Season Top Ten -- Boys Division IV

1. Fillmore
2. Corcoran
3. Bret Harte (Altaville)
4. Yreka
5. Maranatha (Sierra Madre)
6. Nordhoff (Ojai)
7. Bell-Jeff (Burbank)
8. Bear River (Grass Valley)
9. Salesian (L.A.)
10. Oak Park

# KINNEY

West Regional  
December 7, 1991  
Woodward Park  
Fresno, CA

# All-Time CALIFORNIA High School Girls List



FRANCIE LARRIEU-1500  
Oldest Best Mark / 1969

Photo by Richard Lee Slotkin

## By Robert Womack

The following California high school girls all-time lists include marks reported through July 27, 1991.

As usual, the lists include the input of a lot of people, including—but definitely not limited to—Ron Blackwood, Keith Conning, and Doug Speck. It should be added quickly that none of the above have responsibility for any errors contained here; you can blame those on, and send corrections to: Bob Womack, 1465 East Portals, Fresno, California 93710.

We had our first addition to the girls 1600 list in four years with Becky Spies this year (she's 13th) but the Top 10 in distance events is harder to crack. Nicole Teter was the first new face in the 800 Top 10 since 1985; there hasn't been a new addition to the first ten in the 1600 since 1986 and in the 3200 since 1988.

This needs to be added since somebody will write a perplexed letter to CTN if we don't: The number following the athletes' name and schools refer to the number of state championships won; the year given is that for the best mark, which is not necessarily the year the athlete won a state title.

Sincerely,  
Robert M. Womack.

### ● 100 Meters

State Meet Record: 11.17 Marion Jones, (Rio Mesa, Oxnard) 1991 @ Cerritos. Frosh: 11.60 Brenda Winston (San Geronio, San Bernardino) 1976. Soph: 11.17 Marion Jones (Rio Mesa, Oxnard) 1991. Junior: 11.28 Angela Burnham (Rio Mesa, Oxnard) 1988. Senior: 11.50 Kim Robinson (Westchester, L.A.) 1977.

11.17	Marion Jones (Rio Mesa, Oxnard-2)	1991
11.28	Angela Burnham (Rio M, Oxn.)-2	1988

11.34	Sharon Ware (Berkeley)-2	1980
11.48	Inger Miller (Muir, Pasadena)	1990
11.50	Kim Robinson (Westchester, L.A.)	1977
11.51	Gail Devers (Sweetwater, Natil City)-1	1984
11.56	Jackie Thompson (Lincoln, San Diego)	1973
11.57	Valerie Brisco (Locke, L.A.)	1978
11.58	Brenda Winston (San Gorg. S.Bern.)	1977
11.59	Monica Taylor (Grant, Sacto)	1983
11.61	Sherri Howard (Kennedy, GranHills)	1980
11.61	Gervaise McCraw (Ganesh, Pom)-1	1982
11.61	Carrie Franklin (Muir, Pasadena)	1985
11.62	Inger Peterson (Dorsey, L.A.)	1981
11.63	Lisa Winston (Jordan, Long Beach)-1	1982
11.63	Pam Qualls (Burbank, Sacto)	1984
11.64	Alice Brown (Muir, Pasadena)	1978
11.64	Robin Simmons (Crenshaw, L.A.)	1983
11.64	Tamika Bradfield (Compton)	1991
11.66	Gwen Loud (Westchester, L.A.)	1979
11.66	Chewuakii Knighten (Locke, L.A.)	1985
11.68	Brigitte Blackburn (Cajon, San Diego)	1980
11.68	La Tanya Dawkins (Dorsey, L.A.)	1982
11.69	Zelda Johnson (Garey, Pomona)	1981
<b>Hand Timing</b>		
11.4	Elaine Parker (Oceana, Pacifica)	1978

### ● 200 Meters

(\*220 Yards Minus 0.12)

State Meet Record: 23.19 Sherri Howard (Kennedy, Granada Hills) at Berkeley, 1980. Frosh: 23.70 Marion Jones (Rio Mesa, Oxnard) 1990. Soph: 22.76 Marion Jones (Rio Mesa, Oxnard) 1991. Junior: 23.40 Denean Howard (Kennedy, Granada Hills) 1981 & 23.40 Leslie Maxie (Mills, Millbrae) 1984. Senior: 23.08 Jackie Thompson (Lincoln, San Diego) 1973.

22.76	Marion Jones (RioMesa,Oxn.)-2@NY	1991
23.08	Jackie Thompson (Linc.S.D.)@ Munich	1973
23.19	Sherri Howard (Kennedy, Gran Hills)-1	1980
23.25	Denean Howard (Kennedy, Gran Hills)-2	1982
23.27	Gervaise McGraw (Ganesh, Pomona)	1982
23.40	Leslie Maxie (Mills, Millbrae)	1984
23.42*	Gwen Loud (Westchester, L.A.)-1	1979
23.45	Angela Burnham (Rio Mesa, Oxnard)-2	1988
23.54	Paulette Blalock (Compton)-1	1984
23.56	Tami Stiles (Hawthorne)-2	1985
23.57	Inger Miller (Muir, Pasadena)	1990
23.59	Cathy Roberts (Cerritos)	1984
23.59	Simone Cain (Hueneme, Port Hueneme)	1988
23.62	Sharon Ware (Berkeley)	1980
23.69	Tamika Bradfield (Compton)	1991
23.72	Frieda Cobbs (Berkeley)	1978
23.75	Kelia Bolton (Hill, San Jose)-1	1978

23.77	Valerie Brisco (Locke, L.A.)	1978
23.77	Pam Qualls (Burbank, Sacramento)	1984
23.80	Diana Pullins (Muir, Pasadena)	1982
23.81	La Tanya Dawkins (Dorsey, L.A.)	1982
23.82*	Pam Marshall (Jordan, Long Beach)	1978
23.83	Zelda Johnson (Garey, Pomona)	1982
23.83	Lisa Winston (Jordan, Long Beach)-1	1983
23.85*	Kim Robinson (Westchester, L.A.)-1	1977
<b>Hand Timing:</b>		
23.2	Mable Ferguson (Ganesh, Pomona)	1973
23.2	Chewuakii Knighten (Locke, L.A.)	1985
23.4	Kathy Hammond (Mira Loma, Sacto)	1969
23.5	Brenda Winston (San Gorg.S.Bern.)	1977
23.6	Frieda Cobbs (Berkeley)	1978

### ● 400 Meters

(\*440 Yards Minus 0.26)

State Meet Record: 52.39 Denean Howard (Kennedy, Granada Hills) at Sacramento, 1982. Frosh: 53.76 Leslie Maxie (Mills, Millbrae) 1982. Soph: 51.70 Denean Howard (Kennedy, Granada Hills) 1980. Junior: 51.09 Sherri Howard (San Geronio, San Bernardino) 1979. Senior: 50.87 Denean Howard (Kennedy, Granada Hills) 1982.

50.87	Denean Howard (Kenn)-2 @ Knoxville	1982
51.09	Sherri Howard (San Geronio)-1	1979
51.91	Mable Ferguson (Ganesh, Pomona)	1972
52.17	Chewuakii Knighten (Locke, L.A.)-2	1985
52.25	Janenne Vickers (Pomona)	1986
52.83	Leslie Maxie (Mills, Millbrae)-1	1984
52.91	Marion Jones (Rio Mesa, Oxnard)	1991
53.10	Linneta Wilson (Muir, Pasadena)	1985
53.12	Frieda Cobbs (Berkeley)	1978
53.13*	Charlotte Cooke (St. Mary's, L.A.)	1966
53.20	Paulette Blalock (Compton)	1984
53.34	Jeannie Arnold (Locke, L.A.)	1982
53.42	Artise Emerson (Westminster)-1	1978
53.42	Gervaise McCraw (Ganesh, Pomona)	1982
53.46	Marian Franklin (Balboa, S.Franisco)	1979
53.47	Gwen Gardner (Crenshaw, L.A.)	1978
53.49	Princess Bennett (Compton)-1	1986
53.51	Faye Paige (Poly, Long Beach)	1980
53.55	Angela Rolfe (Dorsey, L.A.)-2	1987
53.70	Valerie Brisco (Locke, L.A.)-1	1978
53.76	Gayle Kellon (Walnut)	1982
53.81	Janice Farwell (Muir, Pasadena)	1984
53.83	Nedrea Rodgers (Berkeley)	1982
53.89	Janice Nichols (Bakersfield) -1	1990
53.90	Kim White (Berkeley)	1979

continued next page...



# All-Time CALIFORNIA High School Girls List

## Hand Timing:

(*440 Yards Minus 0.3)	
51.8*	Kathy Hammond (Mira Loma, Sacto) 1969
53.4*	Janice Wisner (LaJolla) 1973
53.4	Gayle Kellon (Walnut) 1983

## 800 Meters

(\*880 Yards Minus 0.7)

**State Meet Record:** 2:06.08 Donna Curtis (Culver City) @ Norwalk, 1981. **Frosh:** 2:02.43 Mary Decker (Portola Jr., Orange) 1973. **Soph:** 2:02.29 Mary Decker (Orange) 1974. **Junior:** 2:04.6\* Ann Regan (Camden, San Jose) 1978. **Senior:** 2:03.8\* Charlette Cooke (St. Mary's, L.A.) 1966.

2:02.29	Mary Decker (Orange) @ Durham	1974
2:03.8*	Charlette Cooke (St. Mary's, L.A.)	1966
2:04.37	Ann Regan (Camden, San Jose)-3	1977
2:04.59	Kerri Zaleski (Millikan, Long Beach)-1	1985
2:04.91	Trena Hull (Compton)-1	1984
2:05.43	Linda Goen (North, Bakersfield)	1977
2:05.7	Rennie Durrand (Laguna Beach)-1	1980
2:05.84	Jessica Spies (Livermore)	1981
2:05.9	Francie Larrieu (Fremont, Sunnyvale)	1970
2:05.9	Lynn Hollins (Riverside)	1976
2:06.01	Donna Curtis (Culver City)-1	1981
2:06.07	Trescia Palmer (Westchester, L.A.)	1982
2:06.13	Kim Toney (Atascadero) -2	1990
2:06.47	Regina Jacobs (Argyll, NHollywood)	1980
2:07.25	Becky Spies (Livermore)	1991
2:07.3	Marie Mulder (Sacramento)	1965
2:07.6*	Cis Schafer (Washington, Fremont)	1970
2:07.8	Arlise Emerson (Westminster)	1978
2:07.9*	Kathy Costello (Pleasant Hill, SJose)-2	1975
2:08.00	Lesley Noll (Mt. Carmel, San Diego)	1985
2:08.18	Michelle Taylor (Ganesha, Pomona)	1982
2:08.4	Kristin Dowell (St.Teresa, S Jose)-1	1984
2:08.42	Laura Chapel (Univer City, SJose)-1	1986
2:08.5*	Paula Rose (Newport Harbor)	1975



**SHERRI HOWARD (left) and SHARON WARE**

*Fine Flicks by Don Gasney*

4:27.8+	Tina Allen (Santana, Santee)	1982
4:27.8+	Jessica Spies (Livermore)	1982
4:27.9	Marilyn Davis (Miramonte, Orinda)	1981
4:27.9+	Cory Schubert (Del Mar, San Jose)	1983

## 1600 Meters

(\* Mile Minus 1.8)

**State Meet Record:** 4:39.92 Polly Plumer (University, Irvine) @ Sacramento 1982. **Frosh:** 4:40.2\* Mary Decker (Portola Jr., Orange) 1973. **Soph:** 4:45.98 Kira Jorgensen (Vista) 1987. **Junior:** 4:40.0\* Vickie Cook (Alemany, Mission Hills) 1981. **Senior:** 4:33.44\* Polly Plumer (University, Irvine) 1982.

4:33.44*	Polly Plumer (Univ,Irv)-3 @Westw	1982
4:38.9*	Eileen Claugus (Rio Americ,Sacto)	1973
4:40.0*	Vickie Cook (Alemany, Mission Hills)	1981
4:40.2*	Mary Decker (Portola Jr., Orange)	1973
4:42.77	Darcy Arreola (Grossm, La Mesa)-1	1986
4:43.15*	Cheri Williams (Livermore)-1	1978
4:43.90	Paula Bresnan (Kennedy, Gran Hills)	1983
4:44.47	Denise Ball (Newbury Park)	1982
4:44.6*	Linda Goen (North, Bakersfield)-2	1979
4:44.76	Tracy Weber (Lynbrook, San Jose)	1981
4:44.93	Cory Schubert (Del Mar, SJose)-1	1983
4:45.00	Julie Selfine (University, Irvine)	1983
4:45.11	Becky Spies (Livermore)-1	1991
4:45.13	Laurie Chapman (Gund, San Jose)	1986
4:45.2*	Jessica Spies (Livermore)	1982
4:45.46	Tina Allen (Santana, Santee)	1982
4:45.6*	Sandy Langan (El Camino, Sacto)	1971
4:45.7*	Debbie Heald (Neff, La Mirada)	1970
4:45.98	Kira Jorgensen (Vista)-2	1987
4:46.0*	Allison Ehlen (Santa Barbara)	1981
4:46.59	Robbyn Bryant (Hesperia)	1987
4:46.74	Nanette Garcia (Silv Crk, San Jose)	1983
4:46.8*	Paula Rose (Newport Harbor)	1975
4:47.0*	Kathi Denz (Blair, Pasadena)	1977
4:47:23	Gladees Prieur (La Lyce Franc,L.A.)	1983

## 3000 Meters

(+ En Route to Longer Distance)

**Frosh:** 9:50.4 Roxanne Bier (Independence, San Jose) 1977. **Soph:** 9:24.8 Vickie Cook (Alemany, Mission Hills) 1980. **Junior:** 9:22.3 Vickie Cook (Alemany, Mission Hills) 1981. **Senior:** 9:11.80 Cory Schubert (Del Mar, San Jose) 1983.

9:11.80	Cory Schubert (DMar, SJose)@ Indy	1983
9:22.3	Vickie Cook (Alemany, Mission Hills)	1981
9:30.3	Polly Plumer (University, Irvine)	1982
9:30.8	Eileen Claugus (Rio Americ,Sacto)	1973
9:33.3+	Laurie Chapman (Gund, San Jose)	1986
9:33.9	Roxanne Bier (Indepen,San Jose)	1978
9:35.33	Tania Fischer (Cham, Canoga Park)	1982
9:35.5+	Kirsten O'Hara (Palos Verdes)	1984
9:35.5	Rebecca Chamberlain (Leigh, SJose)	1986
9:36.6	Kira Jorgensen (Vista)	1987
9:37.7	Su-Mei Lee (Eisenhower, Rialto)	1979
9:38.2	Katie Dunsmuir (Palisades)	1983
9:38.5+	Denise Ball (Newbury Park)	1982
9:41.2	Gladees Prieur (La Lycee Fra, L.A.)	1983
9:41.6	Deena Drossin (Agoura)	1991
9:42.0	Tena Anex (Del Campo, Carmichael)	1972
9:42.0+	Karen Hecox (South Hills, Covina)	1988
9:42.2+	Lori Lopez (Sacred Heart, L.A.)	1981
9:42.3+	Reyna Cervantes (Montebello)	1988
9:43.33	Vicky Bray (Los Altos)	1977
9:46.0	Lisa Scaduto (Santa Monica)	1979
9:46.1+	Colleen Donovan (Lodi)	1985
9:46.2+	Mary Mendoza (Present, San Jose)	1987
9:46.4+	Milena Glusac (Fallbrook)	1991
9:47.14	Katie McCandless (Castill, Palo Alto)	1988

## 3200 Meters

(\* 2 Miles Minus 3.6)

**State Meet Record:** 10:08.14 Cory Schubert (Del Mar, San Jose) @ Bakersfield 1983. **Frosh:** 10:17.1\* Vickie Cook (Chaminade, Canoga Park) 1979. **Soph:** 10:14.78 Vickie Cook (Alemany, Mission Hills) 1980. **Junior:** 10:12.31 Vickie Cook (Alemany, Mission Hills) 1981. **Senior:** 10:04.2 Cory Schubert (Del Mar, San Jose) 1983.

10:04.2	Cory Schubert (DM SJ)-1 @Berk.	1983
10:06.2*	Cheri Williams (Livermore)-1	1978
10:11.62	Kirstin O'Hara (Palos Verdes)-1	1984
10:11.78	Vickie Cook (Alemany, MissHills)-3	1982
10:12.86	Laurie Chapman (Gund San Jose)-1	1986
10:15.8*	Eileen Claugus (Rio Amer, Sacto)	1973
10:15.99	Denise Ball (Newbury Park)	1982
10:16.14	Karen Hecox (South Hills, Covina)-1	1988
10:16.38*	Cindy Schmandt (Santa Barbara)	1979
10:18.04*	Su-Mei Lee (Eisenhower, Rialto)	1979
10:18.80	Reyna Cervantes (Montebello)	1988
10:19.10	Tania Fischer (Cham Canoga Pk)	1983
10:19.63	Deena Drossin (Agoura)-2	1991
10:19.94*	Susie Meek (Palos Verdes)	1978
10:21.19	Lori Lopez (Sacred Heart, L.A.)	1981
10:23.04	Mary Mendoza (Present, San Jose)-1	1987
10:23.4*	Gladees Prieur (La Lycee Franc L.A.)	1983
10:23.85	Rebecca Chamberlain (Leigh, SJ)-1	1985
10:24.23	Kira Jorgensen (Vista)	1987
10:24.61	Milena Glusac (Fallbrook)	1991
10:24.70	Tracey Williams (Mt. View, El Monte)	1986
10:25.14	Katie McCandless (Castill, Palo Alto)	1988
10:25.27	Colleen Donovan (Lodi)	1985
10:26.74*	Michelle Mason (Buena, Ventura)	1981
10:27.6	Katie Dunsmuir (Palisades)	1983

*continued next page...*

# All-Time CALIFORNIA High School Girls List

## ● 100 Meter Hurdles

(\* 110 Yards Minus 0.04)

**State Meet Record:** 13.34 Janeene Vickers (Pomona) @ Sacramento 1987. **Frosh:** 13.99 Keri Sanchez (Santa Teresa, San Jose) 1988. **Soph:** 13.74 Yvette Bates (Berkeley) 1982. **Junior:** 13.47 Janeene Vickers (Pomona) 1986. **Senior:** 13.34 Janeene Vickers (Pomona) 1987.

13.3	Janeene Vickers (Pom)-2 @ Sacto	1987
13.41	Gail Devers (Sweetwater, Natil City)-1	1984
13.49	Chewuakii Knighten (Locke, L.A.)-1	1984
13.58	Felice Lipscomb (Santa Monica) -2	1990
13.59	Wendy Brown (Woodside)	1984
13.65	Carrie Franklin (Muir, Pasadena)	1985
13.68	LaShawn Simmons (El Monte)	1987
13.71	Marlene Harmon (Thousand Oaks)	1980
13.71	Sherifa Sanders (Berkeley)-1	1981
13.73	Staci Leach (Thousand Oaks)	1987
13.74	Yvette Bates (Berkeley)	1982
13.75*	Kris Costello (Lynbrook, S Jose)-2	1978
13.76	Lana Cantrell (Muir, Pasadena)-1	1985
13.76	Effie Daetz (Leigh, San Jose)	1987
13.76	Kwani Stewart (Yuba City)	1989
13.77	La Shawn McBride (Poly, Long Bch)	1987
13.77	Laurie Smith (Valley, Sacramento)	1987
13.80	Aladrian Hunter (Dorsey, L.A.)	1981
13.81	La Tonya Davenport (Locke, L.A.)	1988
13.83	Doris Williams (Poly, Riverside)	1987
13.86	Michelle DeCoux (O'Dowd, Oakland)-1	1988
13.87	Leslie Maxie (Mills, Millbrae)	1984
13.87	Kelly Peacock (Van Nuys)	1985
13.88	Robyne Johnson (Berkeley)	1981
13.91*	Kim Costello (El Camino, South S.F.)	1978
<b>Hand-Timing (110y) (+ 33 inch hurdles):</b>		
13.4	Judy Young (Berkeley)-1	1980
13.4	Carrie Franklin (Muir, Pasadena)	1985
13.5+	Lorna Tinney (Oceanside)	1972
13.6+	Bobbette Krug (La Jolla)	1972
13.6	Robyne Johnson (Berkeley)	1981
13.6y	Yvonne Boone (Fremont, Oakland)-2	1974

## ● 300 Meter Hurdles

**State Meet Record:** 40.26 Janeene Vickers (Pomona) @ Sacramento 1987. **Frosh:** 42.26 Twila Sims (Lompoc) 1989. **Soph:** 41.76 Twila Sims (Lompoc) 1990. **Junior:** 40.18 Leslie Maxie (Mills, Millbrae) 1984. **Senior:** 40.26 Janeene Vickers (Pomona) 1987.

40.18	Leslie Maxie (Mills, Millbr)-2 @ Berk	1984
40.26	Janeene Vickers (Pomona)-2	1987
41.09	Gayle Kellon (Walnut)-2	1982
41.44	Michelle Taylor (Ganessa, Pomona)	1984
41.54	Linnetta Wilson (Muir, Pasadena)	1985
41.69	Felicia Lipscomb (Santa Monica) -1	1990
41.76	Twila Sims (Lompoc) -1	1990
41.78	Ronda Brooks (Oakland)	1985
41.86	Effie Daetz (Leigh, San Jose)	1987
41.94	Laurie Smith (Valley, Sacramento)	1987
42.16	Michelle DeCoux (O'Dowd, Oak)1	1988
42.25	Audrey Williams (Saugus)-1	1981
42.26	Gail Devers (Sweetwater, Natl City)	1983
42.36	Lana Cantrell (Muir, Pasadena)	1985
42.37	Sherifa Sanders (Berkeley)	1981
42.50	Janice Farwell (Millikan, Long Bch)	1984
42.55	Sharon Hatfield (Fountain Valley)	1982
42.55	Melissa King (Fremont, L.A.)	1984
42.60	Keri Sanchez (Santa Teresa, SJ)	1989
42.62	Felicia Thompson (Jordan, LBeach)	1982

42.69	Staci Leach (Thousand Oaks)	1987
42.69	Erin Blunt (San Pasqual, Escon)-1	1991
42.74	Karen Brown (SirFrDrake, S.Ansel)	1984
42.78	Regina Weatherford (Locke, L.A.)	1988
42.79	Kelly Peacock (Van Nuys)	1986
42.79	Laura Ainsworth (Fremont, L.A.)	1986
<b>Hand Timing:</b>		
42.4	Tanya Smith (Cord, Rancho Cord)	1990
42.5	Laura Ainsworth (Fremont, L.A.)	1987

## ● High Jump

**State Meet Record:** 6-2 Latrese Johnson (Clovis) @ Sacramento 1985. **Frosh:** 5-10 Tonya Mendonca (Mt. Whitney, Visalia) 1980. **Soph:** 6-0 1/4 Sue McNeal (Carlsbad) 1978. **Junior:** 6-2 Latrese Johnson (Clovis) 1984. **Senior:** 6-2 3/4 Latrese Johnson (Clovis) 1985.

6-2 3/4	Latrese Johnson (Clovis)-1 @ Sngr	1985
6-2 1/4	Wendy Brown (Woodside)-1	1984
6-2 1/4	Julie Ann Broughten (Woodland)	1989
6-1	Sue McNeal (Carlsbad)-1	1979
6-1	Tonya Mendonca (Mt. Whit, Visal)1	1983
6-0	Karen Lysaght (St. Francis, Sac)-1	1980
6-0	Yleana Carrasco (Anaheim)-1	1985
6-0	Celia Willis (Clovis West)	1988
6-0	Crissy Mills (Campbell Hall, L.A.)-2	1989
5-11 1/2	Tonya Alston (Chico)-1	1979
5-11	Kathy Hamilton (Beyer, Modesto)	1979
5-11	Katrena Johnson (Marshall, Pa)-2	1981
5-11	Maggie Van Zealand (Acalanes)	1981
5-11	Tanya Smith (Rancho Cordova)-1	1991
5-11	Ursula Lovely (Kennedy, LaPalma)	1985
5-11	Chi Johnson (Menlo-Atherton)	1985
5/10 1/2	Lori Svoboda (El Dorado, Placentia)	1989
5-10 1/2	Denise Yamada (Dos Pueb, Goleta)	1983
5-10 1/2	Lori Mertes (Chatsworth)	1989
5-10 1/2	Cindy Gilbert (Oceanside)	1974
5-10 1/4	Kari Gossweiler (Upland)-2	1978
5-10 1/4	Nancy Redican (Simi Valley)	1978
5-10	Linda Soja (Poly, Los Angeles)	1980
5-10	Laura Campbell (Troy, Fullerton)	1981
5-10	Allison Walker (Hoover, Glendale)	1981
5-10	Beth Vidakovits (St. Fran, Mt. View)	1984
5-10	La Shawn McBride (Poly, Long Bch)	1985
5-10	Debbie Orr (Ocean View, Hunti Bch)	1986
5-10	Karol Damon (Redlands)	1987
5-10	Lynn Patrick (Serra, San Diego)-1	1987

## ● Long Jump

**State Meet Record:** 20-9 3/4 Wendy Brown (Woodside) @ Los Angeles 1984. **Frosh:** 20-7 Dora Lee Roberts (Riverdale) 1971. **Soph:** 20-9 Juliana Yendork (Walnut) 1989. **Junior:** 21-3 1/4 Juliana Yendork (Walnut) 1990. **Senior:** 21-3 1/4 Juliana Yendork (Walnut) 1991.

21-3 1/4	Juliana Yendork (Wal)-3 @ Bulgaria	1990
20-11 1/4	Maddette Smith (Qtz H)-1 @ Tow	1986
20-9 3/4	Wendy Brown (Woodside)-2	1984
20-8 3/4	Kim Atlesey (Corona Del Mar)	1971
20-8 3/4	Marlene Harmon (Thousand Oaks)-1	1980
20-8 1/2	Jodi Anderson (Washington, L.A.)-3	1975
20-7	Dora Lee Roberts (Riverdale)	1971
20-7	Gail Devers (Sweet, Natil City)-1	1984
20-7	Annette Coleman (Carl, Belmont)	1989
20-5	Gwen Loud (Westchester, L.A.)-1	1979
20-4 1/2	Carrie McLaughlin (Davis, Modesto)	1979
20-3 1/2	Joanna Harper (Fremont, L.A.)	1980
20-2 1/2	Denise Paschal (Lowell, San Fran)	1986

20-1 1/4	LaShawn Simmons (El Monte)	1987
20-0	Tammy Bryant (Ventura)	1983
19-11 1/2	Sabrina Williams (Vly Christ, Cerri)	1981
19-11 1/4	Serina Strange (Indio)	1987
19-10 1/2	Melanie Markham (Dorsey, L.A.)	1980
19-10	Yvette Roberts (Washi, Easton)-1	1985
19-9 1/2	Lisa Collett (Lynbrook, San Jose)	1991
19-9	Lisa Gourdine (El Toro)-1	1977
19-8	Kathy Haynes (Madera)-1	1976
19-8	Amy Mithchell (Rancho Cotati)	1990
19-7 3/4	Lorna Tinney (Oceanside)	1972
19-7 1/2	Yvette Bates (Berkeley)	1984

## ● Triple Jump

**State Meet Record:** 44-0 1/2 Juliana Yendork (Walnut) @ Cerritos 1991. **Frosh:** 39-9 1/2 Keri Sanchez (Santa Teresa, San Jose) 1988. **Soph:** 42-6 3/4 Juliana Yendork (Walnut) 1989. **Junior:** 42-6 3/4 Juliana Yendork (Walnut) 1990. **Senior:** 44-0 1/2 Juliana Yendork (Walnut) 1991.

44-0 1/2	Juliana Yendork (Wal)-3 @Cerr	1991
42-10 1/2	Wendy Brown (Woodside) -3	1984
42-5 1/2	Yvette Bates (Berkeley)	1984
41-8 1/4	Jackie Anderson (Mt. Mig, Spr Vly)	1987
40-11	Sheila Hudson (Rio Linda)-1	1985
40-9 3/4	Althea Moses (Morrin, Inglewd)-1	1988
40-8 3/4	La Frenia West (Gross, La Mesa)	1988
40-6 3/4	Rochelle Johnson (Henry, SDiego)	1989
40-2 3/4	Renita Robinson (ManArts, L.A.)	1983
40-2	Felicia Harris (San Lorenzo)-1	1986
40-1 1/2	Keri Sanchez (Santa Teresa, SJ)	1989
39-11 1/2	Lisa Fager (Mission Viejo)	1989
39-11	Krystal Kirkland (Hesperia)	1989
39-10	Rosanda Glenn (West Covina)	1989
39-9 1/2	Janis Diggs (Salinas)	1984
39-8 1/4	Debbie Orr (Ocean View, HBch)	1986
39-8	Camille Robertson (Redlands)	1984
39-7 1/4	Stephanie Hanl (YgnacioVly)	1991
39-7	Gayle Wadsworth (Hawthorne)	1982
39-7	Carole Jones (Chino)	1983
39-6 1/2	Carlene Turner (Muir, Pasadena)	1988
39-6 1/4	Kim Lassair (Northgite, WalCrk)-1	1987
39-6	Gail Devers (Sweet, National City)	1984
39-5 1/2	Kim Taylor (Valencia, Palacentia)	1985
39-5 1/2	Danielle Brown (SHills, Fulltn)	1991

## ● Shot Put

(4 Kg.)

**State Meet Record:** 52-7 Natalie Kaaiawahia (Fullerton) @ Bakersfield 1983. **Frosh:** 48-4 1/2 Natalie Kaaiawahia (Fullerton) 1980. **Soph:** 52-4 1/2 Natalie Kaaiawahia (Fullerton) 1981. **Junior:** 52-2 1/2 Natalie Kaaiawahia (Fullerton) 1982. **Senior:** 53-7 3/4 Natalie Kaaiawahia (Fullerton) 1983.

53-7 3/4	Natalie Kaaiawahia (Full)-4 @ Nor	1983
50-11 3/4	Dawn Dumble (Bakersfield) -2	1990
50-3 1/2	Lynn Graham (Muir, Pasadena)	1965
50-0 1/2	Emily Dole (Buena Park)	1975
49-6	Kathy Devine (Miss Bay, San Di)-2	1974
49-2	Melisa Weis (Bakersfield) -1	1990
48-11 3/4	Susie Ray (Villa Park)-1	1980
47-11 1/2	Iva Wright (Edison, Fresno)	1971
47-9 3/4	Debra Corley (Garces, Bkfld)	1981
47-4 1/2	Brandi Gail (Rowland, HaciHts.)-1	1986
46-11 1/4	Elaina Oden (Irvine)-1	1985
46-9	Dot Jones (Hilmar)	1982
46-9	Latoria Floyd (Oak Grove)	1984

continued next page...

# All-Time CALIFORNIA High School Girls List



**NICOLE TETER (left) and BECKY SPIES**

*Fine Flicks by Don Gosney*

46-9	Heidi Adams (Mission Viejo)	1985
46-6 1/2	Pam Alexander (Arlington)-1	1983
46-1 1/2	Rosario Ramos (Anaheim)	1979
46-0 1/2	Lorraine Costanzo (Saugus)	1981
45-11 1/4	Mika Hilaire (Pittsburg)-1	1991
45-7 1/2	Yolanda Fletcher (Crenshaw, L.A.)	1981
45-7	Tracy Wilson (Taft, Wood Hills)	1988
45-5 3/4	Denise Holloway (Blackford, SJ)	1975
45-5	Danyel Mitchell (Vallejo)	1990
45-4	Crystal Brownlee (Westlake)	1991
45-3	Jill Palmer (Clarksville)	1983
45-2 1/2	Wendy Bradshaw (Saugus)	1982

## ● Discus

**State Meet Record:** 172-11 Leslie Deniz (Gridley) @ Berkeley 1980. **Frosh:** 162-11 Suzy Powell (Downey, Modesto) 1991. **Soph:** 163-0 Melissa Weis (Bakersfield) 1988. **Junior:** 175-10 Leslie Deniz (Gridley) 1979. **Senior:** 183-11 Leslie Deniz (Gridley) 1980.

183-11	Leslie Deniz (Gridley)-2 @ Lanc	1980
176-2	Melisa Weis (Bakersfield)-3	1990
174-9	Natalie Kaaiwahia (Fullerton)-2	1983
171-2	Dawn Dumble (Bakersfield)-1	1990
167-8	Candy Roberts (Don Lugo, Chino)	1989
167-5	Jacque Norton (Mission Viejo)-1	1982
167-1	Laura DeSnoo (Washington, Fremont)	1981
164-10	Karen Nickerson (Cord, RanCord)	1982
162-11	Kim Kesler (Vintage, Napa)	1983
162-11	Suzy Powell (Downey, Modesto)	1991
162-2	Lil Ili (Nogales, La Puente)-1	1985
162-0	Lori Parker (Ramona)	1986
161-10	Linda Langford (Leigh, San Jose)	1969
160-11	Celeste McVey (Redlands)-1	1991
160-6	Alison Franke (Canyon, Anaheim)	1989
159-1	Stacey Hom (Cord, Rancho Cord)-1	1984
158-7	Toni Jutjens (Richetti, Santa Maria)	1983
158-4	Christi Pyle (Hoover, Glendale)-1	1981
157-9	Tracy Crawford (SoWest, San D)-1	1986
157-6	Lacy Barnes (Burr, Ridgecrest)	1983
156-1	Jennifer Peters (Gunn, Palo Alto)	1989
155-6	Terri Sabol (Buena Park)	1975
155-6	Cindi Durschlag (San Carlos)	1981
155-6	Debbie Cambelin (Amad Vly, Pleas.)	1989
154-5	Mindy Wirtz (Leland, San Jose)	1990

## ● 400 Meter Relay

(\* 440 Yards Minus 0.23)

**State Meet Record:** 45.13 Berkeley (King, Ware, Johnson, Rodgers) @ Norwalk 1981.

45.11	Hawthorne-1 @ Walnut (Wheeler, Grant, Amy, Stiles)	1985
45.13	Berkeley-1 (King, Ware, Johnson, Rodgers)	1981
45.23	Muir (Pasadena) (Cantrell, Miller, Wilson, Franklin)	1985
45.42	Dorsey (Los Angeles)-1 (Stewart, Peterson, Rolfe, Dawkins)	1982
45.54	Hawthorne-1 (Thomas, Wheeler, Amy, Stiles)	1986
45.81	Kennedy (Granada Hills)-1 (Howard, Thompson, Howard, Howard)	1980
45.90	Morningside (Inglewood)-1 (Nickson, Stringer, Gibson, Arnold)	1991
45.91*	Crawford (San Diego)-1 (Young, Gaston, Reed, Lovelady)	1977
45.99	Hawthorne-1 (Allen, Price, Burrell, Grant)	1984

46.01*	Berkeley	1979
46.06	Poly (Long Beach) (Evans, Smith, Randolph, Paige)	1980
46.07	Muir, Pasadena	1990
46.14	Dorsey (Los Angeles)	1981
46.15	Hawthorne-1 (Burrell, Grant, Allen, Hill)	1983
46.16	Berkeley (Whitehead, Rice, Bates, Rodgers)	1982
46.19*	Centennial (Compton)	1977
46.21	Fremont (Los Angeles) (James, Gill, Harper, Ellery)	1982
46.23	De Anza (Richmond) (Ward, Carpenter, Russell, Brandon)	1980
46.26	Ganesha (Pomona) (McCraw, Sellers, Robinson, Taylor)	1982
46.26	Hawthorne	1982
46.31	Hawthorne	1987
46.37	Kennedy (Granada Hills) (Grant, Howard, Johnson, Howard)	1981
46.46	Dorsey (Los Angeles) (Rolfe, Bradley, Pullins, Paul)	1983
46.46	Hawthorne	1989
46.46	Muir (Pasadena)-1	1989
<b>Hand Timing:</b>		
45.7	Berkeley (Rodgers, Ware, King, Young)	1980
46.2	Muir (Pasadena) (Bryant, Wilson, Cantrell, Franklin)	1984
46.3	Compton	1984

## ● 1600 Meter Relay

(\* Mile Minus 1.1)

**State Meet Record:** 3:37.71 Kennedy (Granada Hills) (Howard, Cook, Johnson, Howard) @ Norwalk 1981.

3:37.69	Muir (Pasadena)-1 @ Walnut (Cantrell, Caddell, Franklin, Wilson)	1985
3:37.71	Kennedy (Granada Hills)-1 (Howard, Cook, Johnson, Howard)	1981

3:37.98	Kennedy (Granada Hills)-1 (Howard, Cook, Howard, Howard)	1980
3:38.65	Locke (Los Angeles)-1 (Giddens, Culliver, Sims, Knighten)	1984
3:39.07	Manual Arts (Los Angeles) (Holland, Wright, Jackson, Bonty)	1981
3:39.83	Poly (Long Beach) (Rambo, Randolph, Smith, Paige)	1980
3:40.59	Compton (Bennett, Watson, Hull, Blalock)	1984
3:41.21	Hawthorne	1985
3:41.33	Berkeley	1981
3:41.72	Dorsey (Los Angeles)-1 (Willis, Peterson, Rolfe, Dawkins)	1982
3:42.31	Compton-1	1986
3:42.79	Manual Arts (Los Angeles) (Holland, Jackson, White, Wright)	1980
3:43.0*	San Geronio (San Bernardino)-1 (Howard, Howard, Howard, Howard)	1979
3:43.15	Hawthorne (White, Thomas, Stiles, Amy)	1986
3:43.26	Ganesha (Pomona) (Savage, Robinson, Raylor, McCraw)	1982
3:43.35	Millikan (Long Beach) (Stiles, Zaleski, Hall, Farwell)	1984
3:43.5	Manual Arts (Los Angeles) (Bonty, Munns, Wright, Lowe)	1982
3:44.16	Morningside, Inglewood-1	1990
3:44.66	Hawthorne (Allen, Price, Amy, Willis)	1984
3:44.93	Hawthorne	1990

## ● Miscellaneous Records:

**100Y:**

10.62	Gwen Loud (Westchester, L.A.)	1979
-------	-------------------------------	------

**5000 Meters:**

16:54.4	Denise Ball (Newbury Park)	1982
---------	----------------------------	------

**10,000 Meters:**

34:54.8	Roxanne Bier (Independence, SJ)	1978
---------	---------------------------------	------

**Marathon:**

2:43:00	Heike Skaden (Encina, Sacto)	1980
---------	------------------------------	------

**100 H (33"):**

13.89	Elfie Daetz (Leigh, San Jose)	1987
-------	-------------------------------	------

13.5(ht)	Lorna Tinney (Oceanside)	1972
----------	--------------------------	------

**400 H:**

55.20	Leslie Maxie (Mills, Millbrae)	1984
-------	--------------------------------	------

**4x200:**

1:36.87	Hawthorne	1985
---------	-----------	------

**4x800:**

9:10.70	Foothill (Tustin)	1983
---------	-------------------	------

**4x1500:**

18:52.5	University (Irvine)	1982
---------	---------------------	------

**4xMile:**

20:49.8	Miramonte (Orinda)	1981
---------	--------------------	------

**800 Medley R:**

1:42.00	Hawthorne (Thomas, Wheeler, Amy, Adams)	1987
---------	---	------

**Sprint Medley:**

4:04.70	Hawthorne (Kennerson, Adams, Johnson, Marvin)	1989
---------	---	------

**Distance Medley:**

11:43.53	University (Irvine)	1982
----------	---------------------	------

**Javelin:**

196-1	Cathy Sulinski (EiCamino, SSF)	1976
-------	--------------------------------	------

**Heptathlon:**

5237	Sharon Hatfield (Fountain Valley)	1982
------	-----------------------------------	------

## PREP NOTES

By KEITH CONNING

### ■ Cancer Claims Life of Actor Michael Landon (Gene Orowitz)

By Burt A. Folkart  
*Los Angeles Times*

(Prep Editor: The following article appeared in the *Oakland Tribune* on July 2, 1991.)

"Hollywood--Michael Landon, the buoyantly handsome actor whose drive for success led him into an often-daring production career, died Monday of the pancreatic cancer that was diagnosed only three months ago.

Landon, who literally grew up before American's eyes during the 14 years he portrayed Little Joe on the sprawling TV Western epic "Bonanza," was 54.

He was born Eugene Maurice Orowitz in Forest Hills, NY, to publicist and theater manager Eli Orowitz and former Broadway musical comedy actress Peggy O'Neill.

His childhood was miserable at best. He had to fend off beatings from a suicidal mother who wished him dead while coping with the conservative WASPs in Collingswood, N.J., where he was one of two Jewish boys growing up in that town.

He told *Redbook Magazine* in 1987 that he had not been popular in elementary school because he was a straight-A student and tried to rectify that in high school.

He succeeded wildly, graduating second from last in a high school class of 301.

And it was on the athletic field that he first tasted the sweetness of public adulation that was to remain with him the rest of his life.

Although slight of build, through sheer determination and hundreds of hours of practice he set a national high school record in javelin hurling with a toss of 211 feet, 7 inches.

"I delighted in seeing the shock on people's faces when they saw such a scrawny guy get such distance," he told *TV Guide* in 1969.

His skills brought him an athletic scholarship at the University of Southern California and a belief that, like Samson, his strength was somehow linked to his long hair.

True or not the tenet came real on a day in Los Angeles when some disapproving fellow athletes at USC forcefully gave him a crew

cut. Landon later found that he had lost 50 feet off his best marks and subsequently injured the ligaments in his arm by trying to make up that distance.

His athletic career at an end, he left USC at the end of his freshman year.

Landon wanted to scrap his given name for Mike Lane, but the Screen Actors Guild told him the name was taken. After scanning a telephone book he picked Michael Landon."

Was Michael Landon (Gene Orowitz) a national high school javelin record holder as reported by the *Los Angeles Times*?

When I read the above story in the *Oakland Tribune* and *West County Times*, I was intrigued by the reference to Michael Landon's track career.

I have been following the sport avidly since I was in high school back in 1956.

According to the High School Track & Field Annual 1957 by Dick Bank published by *Track & Field News*, Gene Orowitz (Collingswood High School, New Jersey) won the New Jersey State Group 4 javelin throw at New Brunswick on June 5, 1954 with a throw of 193-4. It was the leading throw by a prep in the nation that year. He was the 40th best high school performer of all-time in the United States, sixth best in New Jersey, and second best at his high school through the 1954 season.

Only one Californian was better than Gene Orowitz. Ray Churchill (San Benito High School, Hollister) won the State Meet javelin throw in Modesto on May 21, 1932 at 195-6 3/4 (they measured marks over 100 feet in quarters of inches at that time). That was the last California State Meet in which there was a javelin competition.

Boyd Porch (Clayton, New Jersey) set the New Jersey state record of 207-11 at the State Meet in Montclair on June 5, 1943.

Rosey Grier (Clark, Roselle, New Jersey), who later went on to professional football fame with the New York Giants, threw the javelin 194-1 1/2 to win the New Jersey AAU in Elizabeth on June 9, 1951.

Jack Murphy (Collingswood, New Jersey) set the school javelin record of 197-3 1/4 on June 3, 1947 at the Pennsylvania Invitational at Philadelphia, Pennsylvania.

I called Elliott Denman, who writes for the *Asbury Park Press* in Asbury Park, New Jersey and contributes to *Track & Field News*. Denman pointed out that a number of excellent javelin throwers have come out of southern New Jersey over the years. He put me in touch with Ed Grant, who keeps track of all-time high school performances in New Jersey and also contributes to *Track & Field News*.

Grant verified the mark of 193-4. He also added that Orowitz was skinny and threw with his left arm.

Well, then, where did that 211-7 mark mentioned by Burt Folkart in the *Los Angeles Times* come from? On June 4, 1955 Lou Enos (Montclair, New Jersey) won the State 4 meet at New Brunswick with a throw of 211-7 1/2. It was the third best high school throw of all-time. Bob Peoples (Classen, Oklahoma City, Oklahoma) threw 220-1 in the National AAU on July 3, 1937, and D. C. Mills (Medford, Oregon) threw 213-6 in a meet called Portland v. S. Oregon at Medford on May 26, 1951.

The National Interscholastic Record of 219 was set by Bob Peoples at the Oklahoma A&M Interscholastic Meet at Stillwater, Oklahoma on May 8, 1937.

Therefore, for the record Michael Landon did not "set a national high school record in javelin hurling with a toss of 211 feet, 7 inches." However, he was an excellent javelin thrower.

### ■ Last-Minute Stay for Balboa High

S.F. school board cuts \$15 million, tentatively adopts 1991-92 budget of \$441 million.

By Diana Walsh of the  
*Examiner Staff*

Prep Editor: The following article appeared in the *San Francisco Examiner* on July 3, 1991.

"Historic Balboa High School emerged Tuesday night as the lone survivor of a budget battle that resulted in more than \$15 million in cuts from San Francisco schools, classrooms and jobs.

In a vote that surprised and thrilled Balboa supporters--but eliminated at least a dozen jobs--the San Francisco school board agreed

continued next page...

## PREP NOTES

unanimously to keep open the 63-year-old school this fall.

Though many had speculated that months of relentless lobbying by students, teachers and alumni would save Balboa, not even board members predicted that the final tally would be 7 to 0.

Balboa High School has produced some great athletes over the years.

Maurice Crumby (1983), Jack Egan (1954), and George Varoff (1933), who were all nationally ranked track athletes, competed for Balboa High School.

Maurice Crumby was the best track athlete to come out of Balboa High School. He is tied at 7-4 1/2 as the fourth best high school high jumper of all-time in the United States, and he is the California record holder.

Maurice Crumby placed third in the 1981 State Meet high jump at 7-0 as a sophomore, won at 7-0 in 1982, and won again in 1983 at 7-2.

As a sophomore at the University of Arizona in 1985 he jumped 7-5, placed seventh in the NCAA, fifth at TAC, sixth at the Olympic Festival, 13th at the World University Games, and was ranked ninth in the United States.

Jack Egan threw the college weight discus 160-2 in a dual meet against Galileo on March 31, 1954. The college discus weighs 4 lb., 6.4 oz., whereas the high school implement weighs 3 lb., 9 oz. San Francisco used the college discus at that time. He was the third best thrower of all-time in the United States through 1954. The 20th best U.S. performer through 1990 threw 167-5.

Egan was the California record holder from 1954 to 1962. Bob Stoecker (Los Altos) set the California record of 164-4 1/2 in 1962. Stoecker set a national record of 195-4 with the high school discus at the SCVAL trials in Sunnyvale on May 11, 1962. Stoecker won the State Meet discus in 1961 and 1962.

George Varoff won the San Francisco City championship in the pole vault at 13-3 3/4 on April 29, 1933. He was the second best California vaulter and the fourth best in the United States through 1933. Bill Sefton (Polytechnic, Los Angeles), the top California vaulter, won the Los Angeles City championship at 13-6 1/4 on April 30, 1932. Sefton, who competed for USC, went on to place fourth in the 1936 Olympic Games at Berlin, Germany at 13-11 1/4. Sefton set a world record of 14-11 in 1937.

*continued next page...*

## MARION JONES

### California Sprinter Named Nation's Best Track Athlete

Oxnard, CA. June 15, 1991. Marion Jones, the sophomore sprint sensation at Oxnard's Rio Mesa High School, has been named the 1991 Gatorade Circle of Champions™ National High School Track & Field Athlete of the Year.

The award distinguishes Jones as the best high school track and field athlete in the country based on overall athletic and academic performance through her high school career. The selection was made by the Gatorade National Advisory Board comprised of ten national and regional sports writer.

Jones, previously chosen as both the California Gatorade Track & Field Athlete of the Year and the Pacific Region Track & Field Athlete of the Year, is the first underclassman to receive the national Gatorade award in the six-year history of the program. Remarkably, Jones' award marks the first time two student-athletes from the same high school have received the national honor. In 1989, Rio Mesa graduate Angela Burnham won the national track and field award.

In only her second year competing for Rio Mesa, Jones set a U.S. high school record in the 200-meter dash, breaking the tape at 22.76 at the USA/Mobil Track and Field Championship. She set a National Federation interscholastic record in the 100-meter race with a winning time of 11.17 at the California State Meet. Jones also posted the best time in the 400-meter event for any high schooler this year at 52.91. She won state championship titles in all the 100 and 200. Jones also stars on Rio Mesa's basketball team, averaging 24.6 points and 10 rebounds a game.

"Marion is a great all-around athlete," said Rio Mesa track coach Brian FitzGerald. "She was born with a great deal of talent. But what sets her apart is her work ethic. She pushes herself and doesn't back down from any challenge.

"She's also a great team player," continued FitzGerald. "At meets she's always concerned with the other girls and how they're doing. She attends all the other sporting events at school. And she's very outgoing and obliging. Marion has handled the attention she's received this year with tremendous poise."

In addition to her talents on the track, Jones excels in the classroom, posting a 3.3 GPA. She is also president of the Math, Engineering and Science Club.

Jones joins an elite list of Gatorade national track and field honorees. Melisa Weis (Bakersfield HS/Bakersfield, CA), the 1990 winner, Burnham, and 1987 honoree Janeene Vickers (Pomona HS/Pomona, CA) all compete for UCLA. Chryste Gaines (South Oak Cliff HS/Dallas, TX), the 1988 recipient, runs for Stanford University, and the first national winner, Yolanda Johnson (George Washington HS/Denver, CO) recently completed her career at the University of Colorado.

*Fine Flicks by Don Gosney*



**COACHES ...** We need your cross country schedules and results. Please send to CTN, 4957 E. Heaton, Fresno, CA 93727 or FAX (209) 255-4904.

## PREP NOTES

### Richie Boulet (Drake, San Anselmo) sets record in Copenhagen

June 23. Copenhagen, Denmark--Richie Boulet (Drake, San Anselmo), fifth in the State Meet 1,600 meters in 4:14.95, won the 1500 meters in 4:01.7. He broke a 20 year old record for age 18 lads.

Bill Taylor, the Drake coach and a half-miler at USC in the 50's, sent me a postcard



BECKY SPIES

*Fine Flicks by Don Gosney*

from Greece. He is taking a group of high school athletes from Marin County on a trip that combines track competition with a study of European history.

### International Junior Invitational

July 6,7. Spokane, Washington--Steve Guerrini (Santa Rosa) placed fourth in the 3000 meter steeplechase in 9:39.78.

Nicole Teter (West Valley, Cottonwood), the State Meet 800 champion, placed third in 2:13.38.

The United States Eight Nations Team of Williams 55.6, Newsome 55.4, Allison Dring (Mt. Carmel, San Diego) 55.2, and Ashton 56.3 placed second in the 1600 meter relay in 3:42.60.

### International Junior Meet

July 14. Tallahassee, Florida--Nicole Teter (West Valley, Cottonwood) ran the 800 meters in 2:05.61, a personal record. It makes her the sixth fastest California high school performer of all-time. It is also the fastest performance by a Californian since 1985.

Becky Spies (Livermore), the State Meet 1600 meter champion, ran 2:07.25, a personal record.

This was a mixed race of open and junior competitors. Teter was the first junior to finish, and Spies was the third junior.

### Becky Spies (Livermore) gets PR in 1500 meters

July 20. Pan American Junior Championships, Jamaica--Becky Spies (Livermore), the State Meet 1600 meter champion, placed second in the 1500 meters in 4:25.16. It is the fastest time in the nation by a high school runner.

Lori Durward of Canada won in 4:24.76. Janice Turner of Jamaica placed third in 4:32.59.

### Steve Guerrini (Santa Rosa) wins national steeplechase championship

July 27. Chapel Hill, North Carolina--Steve Guerrini (Santa Rosa) who will attend Wake Forest University, won the TAC Junior Olympic Young Men's (age 17-18) 2000 meter steeplechase in 6:01.35. David Olson (Bellvue, Nebraska) placed second in 6:04.16, and Jamie Gritts (Gibsonville, North Carolina) was third.

This was Guerrini's second national steeplechase championship, as he also won the 15-16 age group in 1989.

Guerrini also appeared in the August 5th issue of *Sports Illustrated* on page 78 in *Faces in the Crowd*.

### Mike Marsh (Hawthorne 1985) helps Santa Monica tie world mark

August 3. Monaco--Carl Lewis and Leroy Burrell led the Santa Monica Track Club to a world record-tying time of 37.79 seconds in the 400-meter relay at the Herculis Grand Prix track and field meet Saturday night in Monaco.

Lewis, Burrell, Mike Marsh (UCLA 1989, Hawthorne High School 1985), and Floyd Heard combined to equal the mark set by the



NICOLE TETER

*Photo by Bill Leung, Jr.*

French national team last September in the European Championships.

"We chased this record all last year and all this year and we wanted it so bad," Burrell said. "We have been saying all along we can do it and it's the fulfillment of a dream."

The French team with three of the world-record squad were also in the race. However, the newcomer, Giles Queneherve, led off and did not connect with the second runner, Daniel Sangouma, and the French failed to finish.

"The best thing about it is that we can run a lot faster," Lewis said. "We can run 36."

### Results Wanted

Please send results of Northern California high school cross country meets to Keith Conning, 2235 Browning Street, Berkeley, CA. 94702-1823.

### Thank You

I would like to thank Ann Spies of Livermore, Teach Guerrini of Santa Rosa, and Bill Taylor of San Anselmo for their contributions to this issue.

### Correction

In the table published on page 25 of the July/August issue, the points per qualifier for the North Coast Section girls should read 16. I inadvertently divided by three qualifiers instead of by four. ♦

# California

## Track News

California's Source ...  
Track & Field ■ Cross Country

Now in its seventeenth year, California Track News is devoted exclusively to California track, field and cross country coverage. California Track News is a vital and important source of information -- high school, college, open, masters.

✓ RESULTS ✓ SCHEDULE ✓ PHOTOS  
✓ RANKINGS ✓ INTERVIEWS ✓ SPECIAL FEATURES

-----  
**Subscribe Today!**  
-----

**YES**, I'd like to subscribe. Please start sending **CALIFORNIA TRACK NEWS** to me at the address indicated below.

My check/money order is enclosed.     I authorize CTN to charge my  
VISA/MASTERCARD # \_\_\_\_\_ (Exp. Date \_\_\_\_\_)  
in the amount of \$\_\_\_\_\_. Signature of cardholder:\_\_\_\_\_.

Name \_\_\_\_\_

Address \_\_\_\_\_

City/State/Zip \_\_\_\_\_

- \$18.00 for 1 year (11 issues)  
 \$32.00 for 2 years (22 issues)  
 \$43.00 for 3 years (33 issues)

©1983 HERB PARSONS



Send to: CTN  
4957 E. Heaton Avenue  
Fresno, CA 93727

# RESULTS

Please send track & field / cross country results directly to: CTN, 4957 East Heaton, Fresno, CA 93727 or FAX (209) 255-4904.

## Pacific-10 Conference

May 18, 19. Sun Angel Stadium, Tempe, AZ.

### Men's Results

**Team Scores:** 1. Washington State 133 2/3, 2. Oregon 96, 3. California 75 1/3, 4. Arizona 75, 5. Arizona State 72, 6. Washington 70, 7. UCLA 69, 8. Stanford 30, 9. USC 27.

**100:** 1. Michael Bates (Ariz) 10.24, 2. Augustin Olobia (WSU) 10.38, 3. James Bullock (Ariz) 10.38, 4. Mike Sulcar (ASU) 10.42, 5. Curtis Conway (USC) 10.47, 6. David Lockhart (Ariz) 10.59.

**200:** 1. Michael Bates (Ariz) 20.70, 2. Ed Lovelack (ASU) 20.83, 3. Mike Sulcar (ASU) 20.90, 4. George Ogbeide (WSU) 20.93, 5. Curtis Conway (USC) 20.94, 6. Augustin Olobia (WSU) 21.16.

**400:** 1. Travis Hannah (USC) 46.16, 2. Brent Merritt (Wash) 46.31, 3. Michael Joubert (WSU) 46.32, 4. Orlando McKay (Wash) 46.53, 5. James Cramton (Stan) 46.71, 6. Larry William (Ore) 47.21.

**800:** 1. Dave Strang (Stan) 1:48.96, 2. Chris McBride (WSU) 1:49.21, 3. Mitch Leffler (Wash) 1:49.26, 4. Chris Vincent (UCLA) 1:49.40, 5. Shannon Lemora (Ore) 1:49.49, 6. Dwight Wheaton (Wash) 1:50.03.

**1500:** 1. Samuel Kibiri (WSU) 3:43.59, 2. Colin Dalton (Ore) 3:44.09, 3. Reggie Williams (Cal) 3:46.90, 4. Mark Mastilar (Stan) 3:47.32, 5. Chris Rae (Stan) 3:49.77, 6. Alan Foster (Ore) 3:50.19.

**3000 SC:** 1. Marc Davis (Ariz) 8:43.79, 2. Rick Mestler (Ore) 8:46.34, 3. Robert Price (WSU) 8:48.06, 4. Todd Lewis (ASU) 8:53.71, 5. John Hill (WSU) 8:56.74, 6. Tye Van Schojack (Ore) 9:02.30.

**5000:** 1. Marc Davis (Ariz) 14:00.75, 2. Todd Lewis (ASU) 14:02.00, 3. E.J. Guo (WSU) 14:02.01, 4. Samuel Kibiri (WSU) 14:14.35, 5. Mark Dani (UCLA) 14:17.01, 6. Brian Grosso (Ariz) 14:24.93.

**10,000:** 1. Pat Haller (Ore) 29:48.75, 2. E.J. Fuo (WSU) 29:56.18, 3. Brian Grosso (Ariz) 29:57.27, 4. John Hill (WSU) 30:24.97, 5. Dave Scudamore (Stan) 30:34.41, 6. Dave Hughes (Wash) 31:28.86.

**110 HH:** 1. Tony Li (WSU) 13.85, 2. Bob Gray (Ore) 13.79, 3. Mark MacDonald (WSU) 14.09, 4. John Herpin (USC) 14.14, 5. Dana Hall (Wash) 14.18, 6. Brent Burns (Cal) 14.36.

**400 IH:** 1. Robert Rucker (ASU) 49.54, 2. Bernard Ellison (Wash) 50.12, 3. Marty Beck (UCLA) 50.63, 4. Mark MacDonald (WSU) 50.84, 5. Bob Gray (Ore) 50.92, 6. Lincoln Green (Cal) 51.79.

**4x100 Relay:** 1. WSU (Ogbeide, Li, Burroughs, Olobia) 39.57, 2. Ariz. 39.62, 3. Oregon 40.15, 4. Washington 40.23, 5.

ASU 40.33, 6. UCLA 40.68.

**4x400 Relay:** 1. ASU (Sulcar, Lovelace, Simpson, Rucker) 3:04.76, 2. Washington 3:06.92, 3. UCLA 3:08.78, 4. WSU 3:10.66, 5. WSU 3:10.66, 6. Arizona 3:10.93, 6. Oregon 3:11.17.

**HJ:** 1. Muhammad Oliver (Ore) 7-0 1/2, 2. Kevin Keane (Cal) 7-0 1/2, 3. Deny Scpaher (USC) 6-10 3/4, 4. Jim O'Sullivan (Cal, Phil Cox (WSU) and Lloyd Stoller (WSU) 6-8 3/4.



**REGGIE WILLIAMS**

*Fine Flicks by Don Gosney*

**PV:** 1. Brent Burns (Cal) 18-1 1/2, 2. Nick Hysong (ASU) 17-10 1/2, 3. Jay Borick (UCLA) 17-10 1/2, 4. Garth Willard (Wash) 17-6 1/2, 5. Patrik Johansson (WSU) 16-10 3/4, 6. Todd Lehman (USC) 16-6 3/4.

**LJ:** 1. Marcus Hickerson (Stan) 26-0 1/4, 2. George Ogbeide (WSU) 25-11, 3. Chris Huffins (Cal) 25-10 3/4, 4. Derrick Baker (UCLA) 24-9 1/4, 5. Curtis Rogers (Cal) 24-9 1/4, 6. McArthur Anderson (UCLA) 24-9.

**TJ:** 1. Chris Huffins (Cal) 52-11 1/2, 2. Lenny McGill (ASU) 51-11 1/4, 3. McArthur Anderson (UCLA) 51-10, 4. Todd Bleakney (Ore) 50-4, 5. Joe Frank (Cal) 49-6 1/4, 6. Kali Roberts (WSU) 49-5 3/4.

**SP:** 1. Eric Bergreen (UCLA) 61-7 1/2, 2. Todd Wilson (Wash) 57-11, 3. Friday Enoye (WSU) 56-9 1/4, 4. Mark Lambert (Cal) 56-2 1/2, 5. Joe Bailey (UCLA) 55-11 3/4, 6. Rick Fuller (UCLA) 55-10 1/4.

**DT:** 1. Ramon Jimenez-Gaona (Cal) 200-

4, 2. Todd Wilson (Wash) 187-8, 3. John Wirtz (Cal) 177-4, 4. David Lavine (WSU) 174-7, 5. Doug Huff (Ariz) 173-5, 6. Rick Cox (Cal) 172-6.

**HT:** 1. Scott McGee (Ore) 214-7, 2. Eric Bergreen (UCLA) 204-6, 3. Roland Anderson (Cal) 193-7, 4. Nick Anastasiades (Ore) 192-11, 5. Claudio Garcia (Ariz) 192-0, 6. Sam Cavallaro (Ariz) 190-10.

**JT:** 1. David Bunevacz (UCLA) 234-1, 2. Tony Parsley (Wash) 232-10, 3. Art Skipper (Ore) 229-8, 4. Charlie Cohen (ASU) 225-9, 5. Erik Smith (UCLA) 219-7, 6. Chad McKinney (WSU) 214-10.

**Decathlon:** 1. Pedro daSilva (Ore) 7751, 2. Rodney Zuyderwyk (WSU) 7741, 3. Rene Schmidheiny (Ariz) 7712, 4. Muhammad Oliver (Ore) 7709, 5. James Prestridge (USC) 6268.

### Women's Results

**Team Scores:** 1. Oregon 130 1/2, 2. UCLA 112 1/2, 3. Arizona State 81, 4. Arizona and Stanford 54, 6. Washington 52, 7. Washing-



**MARC DAVIS**

*Photo by Kirby Lee*

ton State 39, 8. California 35, 9. USC 31.

**100:** 1. Chryste Gaines (Stan) 11.28, 2.

Janeen Vickers (UCLA) 11.56, 3. Rosie Williams (Ore) 11.86, 4. Caryl Smith (UCLA) 12.03, 5. Joanna Cox (Ariz) 12.08, 6. Tanya Smith (WSU) 12.14.

**200:** 1. Maical Malone (ASU) 23.02, 2. Chryste Gaines (Stan) 23.21, 3. Rosie Williams (Ore) 24.19, 4. LaTima Jones (USC) 24.25, 5. Caryl Smith (UCLA) 24.45, 6. Joslyn Mack (Cal) 24.76.

**400:** 1. Maical Malone (ASU) 52.02, 2. Camara Jones (Ore) 53.69, 3. Shanequa Campbell (ASU) 54.11, 4. Dana Jones (ASU) 55.02, 5. Rhonda Oliver (Stan) 55.41, 6. Andreen Alvarado (Cal) 56.33.

**800:** 1. Kim Toney (ASU) 2:07.05, 2. Erika Klein (Ore) 2:07.49, 3. Jennifer Carpenter (WSU) 2:09.06, 4. Heidi Downey (Wash) 2:09.18, 5. Laura Chapel (UCLA) 2:10.56, 6. Lisa Karnopp (Ore) N.T.

**1500:** 1. Bridget Smyth (Ariz) 4:24.13, 2. Carol Holmen (Ore) 4:28.90, 3. Rachel Brennan (Ariz) 4:26.90, 4. Karen Hecox (UCLA) 4:28.49, 5. Stacey Brown (WSU) 4:31.57, 6. Lisa Karnopp (Ore) 4:35.25.

**3000:** 1. Bridget Smyth (Ariz) 9:27.79, 2. Lucy Nusrala (Ore) 9:30.60, 3. Jennifer Smalley (Wash) 9:39.34, 4. Anne Howard (Wash) 9:42.46, 5. Lisa Karnopp (Ore) 9:50.02, 6. Kara Olsen (Cal) 9:50.74.

**5000:** 1. Stephanie Wessell (Ore) 16:46.88, 2. Sabrina Han (Cal) 16:52.71, 3. Lucy Nusrala (Ore) 16:58.66, 4. Jennifer Smalley (Wash) 17:05.12, 5. Ronda Mikeworth (Ariz) 17:16.25, 6. Nicole Woodward (Ore) 17:25.70.

**10,000:** 1. Stephanie Wessell (Ore) 34:57.27, 2. Kelly Cordell (ASU) 35:59.84, 3. Julia Saul (Ore) 36:29.38, 4. Lisa Christensen (Ariz) 37:28.45, 5. Stacie Hoiitink (Wash) 37:58.34, 6. Kathy Delgado (Ariz) 38:18.07.

**100 H:** 1. Janeene Vickers (UCLA) 13.39, 2. LaShawn Simmons (ASU) 13.51, 3. Tanya Sedwick (UCLA) 13.82, 4. Claudine Robinson (Wash) 13.83, 5. Tesra Bester (ASU) 13.85, 6. Felicia Lipscomb (USC) 13.96.

**400 H:** 1. Mari Bjone (Wash) 58.21, 2. Michelle DeCoux (USC) 59.20, 3. Roslyn Mack (Cal) 60.28, 4. Tracey Mullian (Wash) 60.98, 5. Keisha Marvin (UCLA) 61.17, 6. Sonja Forster (Wash) 62.04.

**4x100 Relay:** 1. ASU (Bester, Simmons, Campbell, Malone) 44.59, 2. USC 44.61, 3. UCLA 44.99, 4. Cal 45.77, 5. Stan 46.89, 6. Ariz 46.99.

**4x400 Relay:** 1. Oregon (Jones, Klein, Hutton, Williams) 3:39.15, 2. Cal 3:41.47, 3. Ariz 3:43.79, 4. WSU 3:47.57, 5. Wash 3:47.85, 6. Stan 3:48.47.

**HJ:** 1. Tanya Hughes (Ariz) 6-2 3/4, 2. Shelly Choppa (ASU) 5-8 3/4, 3. Jill Montgomery (WSU) 5-8 3/4, 4. Kelly Blair (Ore) 5-8 3/4, 5. Lisa Coleman (UCLA) 5-7, 6. Laurel Roberts (Ore) 5-7.



# RESULTS

LJ: 1. Tonya Sedwick (UCLA) 21-3 1/4, 2. Jackie Edwards (Stan) 21-0w, 3. Rosalyn Mitchell (Cal) 19-11, 4. LaShawn Simmons (ASU) 19-11, 5. Alycia Hubbard (Stan) 19-11, 6. Laurel Roberts (Ore) 19-10 1/4.

TJ: 1. Jackie Edwards (Stan) 41-8 1/2, 2. Kathy Mitchell (WSU) 40-3 1/2, 3. Celia Willis (Wash) 39-7 3/4, 4. Dana Weeks (Stan) 39-6w, 5. Kim Carlisle (Ore) 39-4 1/2w, 6. Tersa Bester (ASU) 39-1.

SP: 1. Dawn Dumble (UCLA) 56-7 1/2, 2. Tracie Millett (UCLA) 54-1, 3. Georgette Reed (WSU) 52-3 3/4, 4. Melissa Weis (UCLA) 52-1 3/4, 5. Julie Beck (Ore) 49-1 3/4, 6. Jenni Wehkel (UCLA) 48-9.

DT: 1. Dawn Dumble (UCLA) 174-2, 2. Melissa Weis (UCLA) 171-8, 3. Tracie Millett (UCLA) 168-11, 4. Georgette Reed (WSU) 164-3, 5. Julie Beck (Ore) 163-8, 6. Debbie Maluog (Stan) 161-0.

JT: 1. Paula Berry (Ore) 193-8, 2. Kim Hyatt (Ore) 178-1, 3. Ashley Selman (USC) 173-8, 4. Allison Franke (USC) 151-11, 5. Darlene McClure (WSU) 151-4, 6. Kristen Ronning (Wash) 148-10.

Heptathlon: 1. Tonya Sedwick (UCLA) 5548, 2. Kelly Blair (Ore) 5404, 3. Peggy Oditia (Stan) 5274, 4. Sonja Forster (Wash) 5115, 5. Kamala Kohlmeier (Orfe) 5100, 6. Noel Nixon (Ariz) 4770.

## TAC/Pacific

### June & Los Gatos High School Men's Results

100: (Open) 1. Aaron Thigpen 10.56, 2. Walter Cranford 10.66, 3. Rob Davis 11.14, (30-34) 1. Nick Hooker 11.94, 2. Ken Patterson 12.16, (35-39) 1. Ken Wun 12.18, 2. Frank Demby 12.52, 3. Rich Ulrich 12.59, (40-44) 1. Eddie Hart 10.89, 2. Norbert Dayton 11.24, 3. Warren Spikes 11.74, (45-49) 1. Bill Johnson 12.24, 2. Gary Patterson 12.30, 3. Jerry Baladad 12.39, (50-54) 1. Walter Butler 12.08, 2. Martyn Adamson 12.17, 3. Bill Knocke 12.52, (55-59) 1. Hugo Hartenstein 11.92, 2. Milton Newton 12.35, 3. Bruce Springbett 12.85, (60-64) 1. John Poppel 12.96, 2. Carl Orndoff 17.21, (70-74) 1. Payton Jordan 13.49, 2. Frank Toner 16.40.

200: (Open) 1. Aaron Thigpen 21.22, 2. Chris Taylor 21.36, 3. Mike Chambers 22.83, (30-34) 1. Johnny Wattenburg 23.50, 2. Tony Melody 24.40, (35-39) 1. Ramon Vasquez 24.78, 2. Ken Wun 25.32, 3. Frank Demby 25.33, (40-44) 1. Eddie Hart 22.62, 2. Earl Bryant 24.54, 3. J. Redding 24.73, (45-49) 1. John Aldridge 24.52, 2. Bill Johnson 24.89, 3. Jerry Baladad 25.30, (50-54) 1. Martyn Adamson 24.56, 2. Bill Knocke 24.88, 3. Walt Butler 25.16, (55-59) 1. Hugo Hartenstein 24.48, 2. Milton Newton 24.90, 3. Bruce Springbett 26.27, (60-64) 1. John Poppel 26.20, 2. Robert McGowan 27.90, 3. Bernard Stevens 28.20, (65-69) 1. Robert Watanabe 27.42, (70-74) 1. Payton Jordan 27.71, 2. Walter Dahlin 29.66, 3. Frank Toner 33.55.

400: (Open) 1. Kelvin Cephus 52.53, (30-34) 1. Johnny Wattenburg 50.52, 2. William Harry 51.09, 3. Dave Ducay 53.96, (35-39)

1. Ronald Fisher 53.42, 2. Ramon Vasquez 1:35.44, (40-44) 1. John Redding 53.91, 2. Wayne Morris 59.47, 3. Alvin Jackson 59.96, (45-49) 1. Dennis Duffy 54.59, 2. Gary Patterson 59.28, 3. Steve Gillman 61.20, (50-54) 1. Martyn Adamson 54.83, 2. Ross Irving 60.26, 3. Clive Matson 63.37, (60-64) 1. Robert McGowan 62.34, (65-69) 1. Robert Watanabe 62.34, (70-74) 1. Bob Hunt 81.19.

800: (Open) 1. Dave Strang 1:48.30, 2. Joe Carnegie 1:50.04, 3. Matt Giusto 1:51.15, (30-34) 1. Bart Williams 1:58.86, 2. Michael McRae 1:58.99, 3. William Harry 1:59.01, (35-39) 1. Randall Sturgeon 2:09.51, 2. Derrick Ruiz 2:09.51, 3. Ray Sibley 2:12.67, (40-44) 1. Daryl Katcher 2:04.45, 2. Desmond Knuckey 2:05.50, 3. Herv Paspre 2:05.69, (45-49) 1. George Mason 2:04.03, 2. Dennis Duffy 2:04.48, (50-54) 1. Bill McMillen 2:12.71, 2. Bob Loggins 2:37.21, (55-59) 1. Pete Richardson 2:24.01, (60-64) 1. David Stevenson 2:28.92, (70-74) 1. Jim Lyjren 3:26.24, 2. Pierre Delfausse 2:30.84.

1500: (Open) 1. Matt Giusto 3:45.0, 2. Ernie Freer 3:46.8, 3. Joe Carnegie 3:47.0, (30-34) 1. Mike Lawrence 4:05.3, 2. Jason Balkman 4:08.5, 3. Mike Geraman 4:13.9, (35-39) 1. Bruce Hamilton 4:05.4, 2. Randall Sturgeon 4:27.4, 3. Derrick Ruiz 4:31.4, (40-44) 1. David Amster 4:11.5, 2. Dennis Tracey 4:17.2, 3. Jim Gorman 4:17.6, (45-49) 1. Harvey Franklin 4:18.1, 2. Tom Laris 4:18.5, 3. Michael Acilley 4:24.5, (50-54) 1. Jim Bevins 4:58.9, (55-59) 1. Pete Richardson 5:03.8, (60-64) 1. David Stevenson 5:08.0, (65-69) 1. Walter Eugenio 5:43.7, 2. Carl Reiterman 8:06.4, (70-74) 1. Pierre Delfausse 7:23.6.

5000: (Open) 1. Carmelo Rios 14:25.7, 2. Gary Lewis 14:46.8, 3. Sealy Kenrick 15:03.7, (40-44) 1. Don Paul 15:38.4, 2. Charles Thompson 15:56.4, 3. Gregory Brock (45-49) 1. Doug Peterson 18:44.9, (50-54) 1. Jim Bevins 18:55.5, 2. Philip Hager 19:02.6, (55-59) 1. John Finch 18:22.5, (60-64) 1. Tom Walsh 23:13.7, 2. Carl Reiterman 31:59.7, (65-69) 1. Walter Eugenio 21:52.0, (70-74) 1. Pierre Delfausse 30:16.6.

80 Hurdles: (70-74) 1. Bob Hunt 17.29.  
100 Hurdles: (50-54) 1. Hugh Adams 14.35, 2. Walter Butler 14.46, 3. Bill Knocke 17.10, (60-64) 1. John Martel 17.95, 2. Will Robinson 17.66.

110 Hurdles: 1. Alex Skelton 15.81, (30-34) 1. Tony Amerson 15.75, (35-39) 1. Lewis Bartholomew 15.78, (40-44) 1. Michael Holzgang 19.83.

300 Hurdles: (60-64) 1. Robert Watanabe 49.9, 2. Will Robinson 50.6, (70-74) 1. Bob Hunt 62.2.

400 Hurdles: (30-34) 1. Leon Kennon 57.77, 2. Tony Melody 57.92, 3. Dave Ducay 60.11, (50-54) 1. Hugh Adams 61.94.

4x100 Relay: (Open) 1. Santa Cruz TC 44.22, (Masters) 1. River City TC 47.35, 2. SFTC 47.39, 3. WVTC 50.11.

5000 Racewalk: (Open) 1. David Marchese 22:37.54, (35-39) 1. Skip Bockoven 24:27.33, (40-44) 1. Bill Penner 26:47.29,

2. Mike Bennett 32:15.98, (45-49) 1. Robert Wilson 33:44.62, (50-54) 1. Paul Johnson 27:48.92, 2. Fred Seewerker 31:42.72, (55-59) 1. Dick Peruzzi 28:11.01, 2. Jim Fisher 31:53.55, 3. Ralph Wheeler 32:43.79, (60-64) 1. Karl Krueger 28:36.94, 2. William



## PATTISUE PLUMER

*Fine Flicks by Don Gosney*

Moremen 29:40.28, 3. John Borset 34:26.05, (65-69) 1. S. Sievensen 39:07.78, (70-74) 1. Troy Grove 33:27.77, (80-84) 1. Giulio de Petra 34:45.36.

Pole Vault: (Open) 1. Steve Keating 5.06, 2. Mark Hamilton 5.06, 3. John Besmer 4.86, (30-34) 1. Doug Bachmiller 15-1, (35-39) 1. Craig Boyak 14-9, 2. Jim Williams 14-9, (40-44) 1. Edward Seese 13-8, 2. Bert Serano 12-6, 3. Joseph Miyoshi 12-0, (60-64) 1. Al Brenda 9-6, (65-69) 1. Don Grosh 8-8 1/2, 2. Jim Johnson 7-0, (70-74) 1. Jim Vernon 7-6, 2. Walter Dahlin 9-6, (75-79) 1. Carol Johnston 8-0.

High Jump: (30-34) 1. Mark Hoenig 6-2, (35-39) 1. Fritz Moga 6-2, (40-44) 1. Ed Baskauskas 5-8, 2. Michael Holzgang 5-2, (45-49) 1. Donald Dvorak 4-10, (50-54) 1. Jim Brown 5-2, (55-59) 1. Milton Newton 5-0, 2. Don Rose 5-0, 3. Steve Richmon 4-4, (60-64) 1. Al Brenda 4-4, 2. Orndoff 3-10, (65-69) 1. Jerry Silsdorf 4-0, 2. Jim Johnson 3-10, (70-74) 1. Jim Vernon 3-8, (75-79) 1. Bob Boucke 3-8, 2. Carol Johnston 3-6.

Long Jump: (30-34) 1. Dave Quilantang 19-8, 2. Jim Scilney 12-8, (35-39) 1. Rich Ulrich 17-3, 2. R. Quilantang 17-2 1/2, (40-44) 1. Roger Trujillo 20-5, 2. Michael Holzgang 15-7 1/2, 3. Henry Freeman 15-7, (45-

49) 1. Donald Dvorak 17-5 1/4, (50-54) 1. O.E. Legend 14-1, (55-59) 1. Steve Richmond 15-5 3/4, (60-64) 1. Al Brenda 15-0 1/4, (65-69) 1. Jim Johnson 11-6.

Triple Jump: (30-34) 1. Jim Scilney 25-6 3/4, (35-39) 1. Dan Behrens 36-0 1/4, 2. Richard Ulrich 35-5 1/2, (40-44) 1. Roger Trujillo 41-6 1/2, 2. Michael Holzgang 31-4 1/2, (50-54) 1. O.E. Legend 21-0 1/4, (55-59) 1. Steve Richmond 31-3 3/4, 2. Gary Dawson 28-0 1/4, (60-64) 1. Al Brenda 33-4.

Hammer: (Junior 12) 1. Damon Felica 187-3, 2. Jeremy Robinson 178-9, 3. David Charlesworth 131-9, (Junior 16) 1. Jesse Saglio 202-1, 2. Kevin McMahon 195-2, (Open) 1. Dave Debus 187-5, 2. Dave Swan 181-9, 3. Nick White 168-10, (30-34) 1. Marty Martinez 114-3, 2. Michael Vanning 104-6, 3. Eric Hodgdon 103-10, (40-44) 1. Gary Kelmenson 135-3, (50-54) 1. James Hart 114-7, 2. Steven Biddinger 73-7, (55-59) 1. Gary Dawson 66-5, (65-69) 1. Jerry Silsdorf 60-3, (70-74) 1. Bob Stone 95-5, (75-79) 1. Bob Boucke 65-1.

Discus: (Open) 1. Mike Gravelle 65.46, 2. G. Taffalis 56.36, (30-34) 1. Jim Scilney 82-11, (35-39) 1. James Harness 124-11, (40-44) 1. Gary Kelmenson 110-1, 2. Michael Holzgang 100-8, (45-49) 1. David Nuttal 87-10, (50-54) 1. Joe Keshmiri 166-6, 2. Ron Kiddle 159-7, 3. John Ross 152-4, (55-59) 1. John Cauldwell 95-4, (60-64) 1. Michael Orlich 120-5, 2. Bob Feaster 104-6, (65-69) 1. Jerry Silsdorf 82-1, (70-74) 1. John Kibuck 109-4, 2. Bob Stone 102, 3. Al Cronkhitte 79-1, (75-79) 1. Ross Carter 115-7, 2. Bob Boucke 77-9, (80-84) 1. A.J. Puglizovich 46-5.

Javelin: (Open) 1. Mike Schmidt 70.42, 2. Jeff Elliott 61.84, 3. Tony Grant 53.20, (30-34) 1. Tom Silva 61.22, 2. Ralph Howe 61.00, (35-39) 1. Tony Grant 57.08, 2. Skip Butler 51.84, (40-44) 1. John Numala 57.82, 2. Drew Stevick 57.06, 3. Bob Powers 54.94, (45-49) 1. David Nuttal 36.04, (50-54) 1. Larry Stuart 57.28, 2. Karl Mayer 41.44, 3. Barton Gale 39.82, (55-59) 1. Phil Conley 50.84, 2. Don Rose 42.06, (60-64) 1. Gary Kelmenson 34.20, (65-69) 1. Jerry Silsdorf 16.74, (70-74) 1. John Kibuck 31.16, 2. Rick Hustack 25.86, 3. Bob Stone 24.78, (75-79) 1. Bob Boucke 16.60, (80-84) 1. A.J. Puglizovich 16.18.

Shot Put: (Open) 1. Ronald McKee 60-0, 2. Mike Gravelle 57-1 1/4, 3. John Cook 50-9 1/2, (30-34) 1. Greg Taffalis 63-9 1/4, 2. Eric Hodgdon 38-8 1/4, (35-39) 1. Rich Ulrich 32-5 1/4, (40-44) 1. Pat Lyman 43-3 3/4, 2. Gary Kelmenson 37-2 1/4, 3. Michael Holzgang 32-2 1/2, (50-54) 1. Joe Keshmiri 49-11 1/4, 2. James Hart 43-11 3/4, 3. Karl Mayer 43-4, (60-64) 1. Bob Feaster 41-6, 2. Michael Orlich 40-8, 3. Robert Howe 32-7, (65-69) 1. Jerry Silsdorf 27-7, (70-74) 1. A.H. Cronkhitte 35-6, 2. R. Hustace 31-10, 3. P. Delfausse 25-3, (75-79) 1. Ross Carter 37-11, 2. Bob Boucke 31-8, (80-84) 1. A.J. Puglizovich 22-8.

## Women's Results

100: (Open) 1. Julia Turing 11.99, 2. An-

# RESULTS

dralette Gill 12.09, 3. Trish Pachino 12.17. (30-34) 1. Donna Carley 12.58, 2. Valerie Scott 13.89, 3. Michelle Demby 14.45. (35-39) 1. Margaret Dixon 13.03, 2. Carmen Morrison 13.65, 3. Judy Ace 14.89. (50-54) 1. Kay Lyons 16.01. (55-59) 1. Fei-Mei Chou 17.39. (60-64) 1. Shirley Dietderich 18.18.

**200: (Open)** 1. Julia Turing 24.31, 2. Trish Pachino 24.47, 3. Pam Irby 24.63. (30-34) 1. Donna Carley 25.48, 2. Michelle Demby 28.85, 3. Valerie Scott 28.89. (35-39) 1. Margaret Dixon 26.77, 2. Carmen Morrison 27.75, 3. Judy Ace 30.50. (40-44) 1. Marti Behrens 26.66. (45-49) 1. Janie Duff 31.26. (55-59) 1. Fei-Mei Chou 36.56. (60-64) 1. Shirley Dietderich 39.64.

**400: (Open)** 1. Jacki Dent 55.42, 2. Gabby Johnson 1:02.56, 3. Kathryn Miles 1:08.79. (30-34) 1. Cynthia Ruiz 1:04.83, 2. Norma Lopez 1:06.74. (35-39) 1. Nancy Frost 1:05.26, 2. Judy Ace 1:07.1, 3. Bridget Slaughter 1:07.30. (40-44) 1. Deborah Gellerman 1:05.10, 2. Martie Behrens 1:06.05. (45-49) 1. Nadine O'Connor 1:09.6.

**800: (Open)** 1. PattiSue Plummer 2:03.47, 2. Sonja Cooper-Suherlen 2:04.13, 3. Ceci St. Geme 2:05.72. (35-39) 1. Brigitte Schlatter 2:30.38, 2. Joan Case 2:33.17. (40-44) 1. Linda Mantynen 2:31.06, 2. Irene Herman 2:45.9. (45-49) 1. Joan Coleman 2:31.86, 2. Nadine O'Connor 2:33.8, 3. Madelyn Moon 2:58.0.

**1500: (Open)** 1. Patti-Sue Plummer 4:26.2, 2. Ceci St. Geme 4:29.5, 3. Chris Boyd 4:39.2. (30-34) 1. Diana Nelson-Fitzpatrick 4:45.9, 2. Joan Case 5:25.3. (40-44) 1. Linda Mantynen 5:08.0, 2. Irene Herman 5:41.4. (45-49) 1. Madelyn Moon 6:02.4.

**5000: (30-34)** 1. Diana Nelson-Fitzpatrick 17:49.6. (35-39) 1. Kathleen Batty 21:23.2, 2. Catherine Bos 25:11.1. (45-49)

1. Joan Colman 18:34.7, 2. Laury Fisher 22:13.6.

**3000 Hurdles:** 1. Lynette Parker 53.7.

**4x100 Relay: (35-39)** 1. Carmen Morrison 52.99. (44-49) 1. Impala Track Club 59.35.

**5000 Race Walk: (Open)** 1. Stephanie Matthews 29:48.25. (30-34) 1. Kim Wilkin-

son 24:55.39, 2. Cindy March 26:00.10, 3. Lora Cribbins 28:17.15. (35-39) 1. Cindy Parfumi 26:01.54, 2. Lorrie Leiker 32:20.93. (40-44) 1. Sandy Womack 29:25.25, 2. Carolyn Nash 34:16.49, 3. Estalee Weill 36:26.50. (45-49) 1. JoAnn Nedelco 25:41.67. (50-54) 1. Lorraine Coppola 32:08.27, 2. Nancy Farley 37:09.38, 3. Ursula Lord 37:10.96. (55-59) 1. Margaret Seewerker 31:44.49, 2. Shirley Parlan 36:30.62, 3. Patricia Draves 37:51.89. (60-64) 1. Grace Moremen 37:45. (65-69) 1. Ruth Van Sandt N.T., 2. Jean Cotner 39:13.0, 3. Jody Barsaleau 47:12.29.

**High Jump:** 1. Tara Fairfield 5-8, 2. Chris Swan 4-10. (55-59) 1. Fei-Mei Chou 3-4.

**Long Jump: (Open)** 1. Christine Swan 19-0 1/2. (35-39) 1. Marian Terrell 13-10.

**Hammer: (Open)** 1. Pam Dukes 150-0.

**Discus: (Open)** 1. Pamela Dukes 192-8, 2. Mary Detinger 179-9, 3. Pipa Iacova 170-8. (Submaster) 1. Judy Gacuan 62-0. (50-54) 1. Lorraine Coppola 58-5, 2. Barbara Racine 63-9. (55-59) 1. Fei-Mei Chou 67-7. (60-64) 1. Shirley Dieterich 62-2.

**Javelin: (Open)** 1. Nicole Carroll 44.84, 2. Amy Bublak 41.56, 3. Suzy Powell 36.50. (35-39) 1. Marian Terrell 26.62. (40-44) 1. D. Woolf 25.36, 2. Jerry Galvan 21.80. (50-54) 1. Fran Conley 26.62.

**Shot Put: (Open)** 1. Pamela Dukes 55-1 3/4, 2. Christine Swan 40-6 3/4. (55-59) 1. Barbara Racine 22-5. (60-64) 1. Marjorie Howe 30-1.

## Northern California Seniors Track & Field Classic

June 15, U.C. Berkeley.

### Men's Results

**100: (30-34)** 1. Ben Rosales 12.01, 2. Vonell Hooker 12.17, 3. Wylie King 12.23. (35-39) 1. Adrian Rodgers 11.57, 2. Ramon Vasques 12.24, 3. Ken Cook 12.25, 4. Gary Thompson 12.89, 5. Frank Demby 14.11. (40-44) 1. Eddie Hart 11.26, 2. Norbert Payton 11.57, 3. Glenn Johnson 11.85, 4. Earl Bryant 12.30, 5. Thomas Allen 12.67, 5. Rudy Mason 13.27, 6. Mike Holzgang 13.41, 7. Ted Walton 13.55. (45-49) 1. Bill Probst 13.99, 2. Jerry Varty 14.07. (50-54) 1. Martyn Adamson 12.58, 2. Clive Matson 14.50. (55-59) 1. Marion Sanchez 13.08, 2. Richard Martin 13.27, 3. Ben Rivera 13.77, 4. Marvin Smoller 13.99, 5. Richard Young 14.14. (60-64) 1. John Poppell 13.13, 2. Vern Regier 13.89. (65-69) 1. Don Saunders 15.17, 2. Carl Reiterman 23.37. (70-74) 1. Frank Toner 15.66.

**200: (30-34)** 1. Elgin Henderson 24.63, 2. Vonell Hooker 25.77. (35-39) 1. Adrian Rodgers 22.73, 2. Ramon Vasques 24.86, 3. Frank Demby 25.56, 4. Charles Missouri 27.74. (40-44) 1. Glenn Johnson 24.06, 2. Earl Bryant 25.01, 3. Manuel Pan 26.93, 4. Mike Holzgang 27.73, 5. Ted Walton 28.89. (45-49) 1. Matt Puritt 24.55, 2. John Aldridge 25.29, 3. Steve Gillman 27.25. (50-54) 1. Martyn Adamson 24.73, 2. Clive Matson 28.78, 3. Bob Fuller 29.53. (55-59) 1. Marion Sanchez 26.96, 2. Marvin Smoller 28.40, 3. Ben Rivera 28.53, 4. Richard Young 29.32. (60-64) 1. John Poppell 27.14, 2. Alex Pappas 29.39. (65-69) 1. Carl Reiterman 47.90. (70-74) 1. Frank Toner 29.59.

**400: (30-34)** 1. Ben Rosales 52.13, 2. Da-

vid Hines 52.41, 3. Elgin Henderson 53.81. (35-39) 1. Charles Missouri 58.71, 2. George Acaya 60.35. (40-44) 1. Reggie Davis 60.69, 2. Ted Walton 63.63. (45-49) 1. John Aldridge 54.35, 2. George Mason 55.31. (50-54) 1. Martyn Adamson 54.99, 2. Clive Matson 63.60, 3. Robert Fuller 66.30, 4. Carl Reiterman 1:49.90. (55-59) 1. Marvin Smoller 65.10. (60-64) 1. Alex Pappas 67.05. (75-79) 1. Jerry Lopes 85.94.

**800: (30-34)** 1. Marty Kruger 2:09.30. (40-44) 1. Searcy Barnett 2:08.22, 2. Jim Beland 2:17.26, 3. Ted Walton 2:53.66. (50-54) 1. Jack Hill 2:29.97, 2. Harold Holder 2:45.97. (55-59) 1. Pete Richardson 2:19.56. (60-64) 1. Carl Ellsworth 2:34.36. (65-69) 1. Carl Reiterman 4:12.69.

**1500: (30-34)** 1. Michael Lawrence 4:07.2. (40-44) 1. Bill Hughey 4:30.5, 2. Conaire Chateaubriant 4:40.0, 3. Steve Sydney 4:45.1, 4. Chic Kirkpatrick 4:56.5. (45-49) 1. Harvey Franklin 4:20.2, 2. Michael Green 4:54.2. (60-64) 1. Boyce Jacques N.T., 2. Carl Ellsworth N.T. (65-69) 1. Joe King N.T., 2. Water Eugenio 5:52.8, 3. Carl Reiterman N.T.

**3000: (40-44)** 1. Teddy Walton 12:41.6. (45-49) 1. Michael Green 10:15.5. (50-54) 1. Bill Catanese 11:07.2. (60-64) 1. Carl Ellsworth 10:57.6, 2. Alan Bellon 11:45.2. (65-69) 1. Joe King 10:52.3, 2. Walter Eugenio 12:23.7, 3. Vic Crosetti 14:01.8, 4. Carl Reiterman 18:10.3. (70-74) 1. Norton Jacobs 13:55.9.

**110 HH: (35-39)** 1. Louis Bartholomew 16:05. (40-44) 1. Mike Holzgang 19.72. (45-49) 1. Fred Johnston 19.90. (50-54) 1. Carl Johnson 19.42. (70-74) (80m) 1. A.U. Ricciardi 17.58.

**400 IH: (35-39)** 1. John Kilpatrick 61.7. (50-54) 1. Harold Holder 1:19.2. (55-59) 1. Marion Sanchez 1:15.5.

**4x100 Relay: (30-40)** 1. Nor Cal Srs (Payton, Rodgers, Adamson, Hart) 43.9, 2. Pac. Tele. 45.6, 3. Oakland Fire Dept. 45.7.

**4x400:** 1. West Valley T.C. 3:38.3, 2. Oakland Fire Dept. 3:39.3.

**Hammer: (50-54)** 1. James Hart 125-0. (55-59) 1. Dennis Rietz 98-6. (60-64) 1. Mike Orlich 90-5. (65-69) 1. Jerry Silsdorf 61-2. (70-74) 1. A.U. Ricciardi 112-1, 2. Bob Stone 91-10. (75-79) 1. Bob Boucke 61-0.

**Shot Put: (30-34)** 1. Walter Mitchell 32-11 1/2. (35-39) 1. Jim Scileny 24-6 1/4. (40-44) 1. Mike Holzgang 32-3 1/4. (50-54) 1. Joe Keshmiri 48-7, 2. James Hart 43-10 1/4, 3. Karl Mayer 42-5 1/2, 4. John Ross 41-8. (55-59) 1. Dennis Rietz 37-10 1/4. (60-64) 1. Mike Orlich 40-9 1/4. (65-69) 1. Jerry Silsdorf 31-4 1/4. (70-74) 1. Hal Cronkhill 34-5, 2. Hy Booth 34-0, 3. A.U. Ricciardi 33-8, 4. Rick Hustace 31-5 1/2, 5. Bob Stone 27-9 1/2. (75-79) 1. Ross Carter 38-3 1/2, 2. Bob Boucke 28-9 1/4.

**Javelin: (30-34)** 1. Tom Silva 200-5, 2. Dimire Georgakopoulos 160-9. (35-39) 1. Skip Butler 150-5, 2. Alex Marchan 116-5, 3. Jim Scileny 114-10. (40-44) 1. Mike Holzgang 144-7, 2. Joe Miyoshi 117-6. (45-49) 1. Alan Feia 118-7. (50-54) 1. Karl Mayer 145-9, 2. Barton Gale 131-10. (55-59) 1.

A quick and easy way to subscribe to CTN...

## FAX IT!

Photocopy this form then **FAX IT** to (209) 255-4904 to begin your subscription. We will bill you later (\$18 for one year) or charge your VISA or Mastercard.

YES, please begin my one-year subscription to **California Track News**.

Name \_\_\_\_\_

Address \_\_\_\_\_

City/State/Zip \_\_\_\_\_

Visa/MC # & expiration date: \_\_\_\_\_

Signature: \_\_\_\_\_



# RESULTS

## Women's Results

100: (35) 1. Rosalyn Clark 12.68. (50) 1. Jean Carter 15.40.  
 200: (35) 1. Rosalyn Clark 25.27. (50) 1. Jean Carter 31.95.  
 400: (30) 1. J. Morgiewigs 1:01.46. (70) 1. D. Stotsberg 2:02.4.  
 800: (30) 1. J. Morgiewigs 2:20.24. 2. C. Boardman 3:17.44. (50) 1. Megan LaVigne 2:37.20. 2. Jean Hoagland 2:52.80. (70) 1. G. Davidson 3:24.89.  
 1500: (30) 1. C. Boardman 6:54.0. (40) 1. Joni Shirley 5:24.2. (45) 1. Kathy Looney 5:05.6.  
 5K: (35) 1. Kathy Kennedy 23:25.0. 2. Ruth Johnson 24:47.1. (40) 1. Kathy Lonny 17:55.2. (50) 1. Y. Lavigne 20:43.7.  
 Short Hurdles: (40) 1. Steekalenburg 14.44.  
 5K Race Walk: (55) 1. Joann Beers 34:22.4. 2. Jean Cotner 41:15.3.  
 JT: 1. Kathy Kennedy 33.62.  
 DT: (55) 1. Chris Miller 22.84. (60) 1. Shir Kinsey 19.14.  
 SP: (55) 1. Chris Miller 8.72. (60) 1. Shir Kinsey 6.99.  
 HJ: (40) 1. Steekalenburg 1.45.

## SCA/TAC Western Sectional

June 22, 23. Cerritos Community College, Norwalk.

### Men's Results

5K Racewalk: (40-44) 1. Andy Smith 25:05. 2. Bill Penner 27:25. 3. Ed Bouldin 27:45. (45-49) 1. Norman Frable 25:23. (50-54) 1. Bill Nader 26:41. (55-59) 1. Bob Meador 27:41. (65-69) 1. Bob Davidson 36:52.  
 800m Hurdles: (70-74) 1. Bob Hunt 15.36. (75-79) 1. Bert Morrow 16.85.  
 100m Hurdles: (50-54) 1. Walt Butler 13.71. 2. Alvin Henry 15.43. (55-59) 1. Dave Douglass 21.86. (60-64) 1. Will Robinson 18.40. (65-69) 1. Robert Watanabe 23.14.  
 110m Hurdles: (30-34) 1. Peter Grims 14.27. (35-39) 1. James McCraney 14.01. 2. Andrew Hacker 19.08. (45-49) 1. Theo Viltz 15.79. 2. Cornelius McCormick 18.96.  
 1500: (30-34) 1. Roger DePriest 4:02.61. 2. Paul Fragua 4:04.78. 3. Mark Cleary 4:38.99. (35-39) 1. Oscar Acquire 4:18.39. (40-44) 1. David Salazar 4:12.71. 2. Jim Gorman 4:24.77. (45-49) 1. Graeme Shirley 4:33.20. 2. Willie Clarke 4:49.96. 3. Ross Bogert 4:53.40. (50-54) 1. Neil Doherty 4:35.61. (55-59) 1. Tatsun Lin 5:06.58. 2. Ross Dunton 5:11.77. 3. Clarence Hunter 5:31.79. (60-64) 1. Gunnar Linde 5:18.69. 2. Jerry Withers 5:33.59. (65-69) 1. Avery Bryant 6:45.23. (80-84) 1. Chick Dahlsten 6:38.67.  
 100m: (Open) 1. Berry Kettrell 10.47. 2. Robert Love 10.69. 3. Londell Hall 11.43. (30-34) 1. Alberto Ross Jr. 10.88. 2. James Lofton 10.93. 3. Joseph Smith 11.12. (35-39) 1. Akin Lewis 11.0. 2. James Bonilla 11.4. 3. Peter Tateatsui 12.1. (40-44) 1. Eugene Driver 11.4. 2. Glenn Johnson 11.6. 3. Herman Castille 11.6. (45-49) 1. Stan Whitney 11.03. 2. Don Parker 11.88. 3.

Frank Little 11.89. (50-54) 1. Walt Butler 11.74. 2. Kenny Dennis 11.86. (55-59) 1. Nick Newion 12.0. 2. Roger Tsuda 12.4. 3. Tony Nasralla 13.3. (60-64) 1. Frank Kishi 13.7. 2. Barney Phillips 13.9. (65-69) 1. Robert Watanabe 13.1. 2. Tom Patslis 13.7. (70-74) 1. Payton Jordan 12.91. 2. Bob Hunt 15.4. 3. Harry Yu 18.2. (75-79) 1. Bert Morrow 15.91.

4x100 Relay: (40-49) 1. Team Patriots USA 45.41.

4x200 Relay: (30-39) 1. Team Patriots USA 1:38.81. (40-49) 1. Team Patriots USA 1:49.61. (60-69) 1. L.A. Valley AC 2:03.37.

5000: (30-34) 1. Marty Kbiloski 16:45.9. 2. Mark Cleary 17:49.8. (35-39) 1. Joe Steinman 19:44.0. (40-44) 1. David Amster 16:17.4. 2. Gary Skiles 17:38.5. (55-59) 1. Al Ray 21:12.4. 2. Ted Oviatt 22:24.3. (60-64) 1. Patrick Devine 19:56.8. (65-69) 1. Avery Bryant 24:45.4. (80-84) 1. Chick Dahlsten 25:38.4.

800: (30-34) 1. Bryan Henderson 1:58.1. 2. Paul Fraqua 1:58.0. 3. William Henry 2:00.1. (35-39) 1. Peter Mogg 1:57.8. 2. Oscar Acquire 2:04. 3. 3. Spencer Robinson 2:04.6. (40-44) 1. David Salazar 2:03.4. 2. Rex Hall 2:05.5. 3. Dennis Lichtenberger 2:08.3. (45-49) 1. Don Parker 2:02.5. 2. Dennis Duffy 2:06.8. 3. Lee Fitzgerald 2:09.2. (50-54) 1. Neil Doherty 2:14.0. 2. Robert McAlpine 2:19.1. 3. David Bennett 2:19.6. (55-59) 1. Jesse Carrington 2:22.83. 2. Ross Dunton 2:26.02. 3. Lloyd McGuire 2:58.43. (60-64) 1. Marsh Haraden 2:31.52. 2. Louis Beadle 2:34.90. 3. Gunnar Linde 2:35.94.

10,000: (40-44) 1. Herman Sanchez 36:01.56. (55-59) 1. John Finch 38:22.92. 2. Tatsun Lin 39:43.83. 3. Peter Faust 39:53.56. (60-64) 1. Patrick Devine 41:02.49. (80-84) 1. Chick Dahlstein 52:58.66.

300m Hurdles: (30-34) 1. Peter Grimes 37.55. 2. Stephen Charles 40.80. (35-39) 1. Jonathan Kilroy 44.36. 2. Andrew Hecker 45.66. (40-44) 1. Jorge Birbaum 49.93. (45-49) 1. Dennis Duffy 45.00. (55-59) 1. Al Sheahan 50.86. (60-64) 1. Will Robinson 49.45. (65-69) 1. Robert Watanabe 50.74. (70-74) 1. Bob Hunt 1:01.96. (75-79) 1. Bert Morrow 1:05.66.

400: (Open) 1. Danny Escobar 57.16. (30-34) 1. Peter Grimes 50.13. 2. Joseph Smith 51.09. 3. William Harry 51.79. (35-39) 1. Milton Qualls 51.65. 2. Spencer Robinson 54.68. 3. Jonathan Kilroy 55.37. (40-44) 1. Steven Hardison 51.19. 2. Eugene Driver 52.33. 3. Herman Castille 53.74. (45-49) 1. Stan Whitley 51.45. 2. Don Parker 54.15. 3. John Aldridge 56.87. (50-54) 1. Fred Niedermeyer 59.17. 2. Jon Lomax 1:00.22. 3. David Bennett 1:01.41. (55-59) 1. Jesse Carrington 1:00.67. 2. Ray Graves 1:01.84. 3. Anthony Nasralla 1:02.79. (60-64) 1. Louis Beadle 1:04.69. 2. Al Escobosa 1:07.83.

200: (Open) 1. Berry Kettrell 20.85. 2. Robert Love 21.22. (30-34) 1. James Lofton 21.69. 2. Joseph Smith 22.06. 3. Peter Grimes 22.30. (35-39) 1. Milton Qualls 22.98. 2. James Bonilla 22.99. 3. Peter Tateatsui 24.80. (40-44) 1. Eugene Driver

23.02. 2. Glenn Johnson 23.46. 3. Herman Castille 23.78. (45-49) 1. Don Parker 24.22. 2. Frank Little 24.38. 3. John Aldridge 24.56. (50-54) 1. Walt Butler 24.60. 2. Fred Niedermeyer 25.21. 3. Jon Lomax 26.11. (55-59) 1. Nick Newton 24.89. 2. Roger Tsuda 26.19. 3. Ray Graves 26.43. (60-64) 1. Frank Kishi 29.75. (65-69) 1. Robert Watanabe 27.73. (70-74) 1. Payton Jordan 28.39. 2. Bob Hunt 32.53. 3. Chas Mercurio 32.61. (75-79) 1. Bert Morrow 34.45.

3000 SC: (40-44) 1. James Press 10:15.18. 2. Mike Cour 10:41.15. (45-49) 1. Michael Green 11:29.88. 2. David Garcia 12:02.30. (50-54) 1. John Cosgrove 12:16.36. (65-69) 1. Avery Bryant 13:16.78.

4x400 Relay: (Combined Age Div.) 1. Western Sectional All Stars 3:28.58. (30-39) 1. Striders 3:40.08. (40-49) 1. West Valley T.C. 3:48.68.

Hammer: (35-39) 1. William Pendleton 33.30. (40-44) 1. Mike Diller 46.62. (50-54) 1. Abe Sheinker 29.16. (55-59) 1. Stewart Thomson 47.56. 2. Bob Humphreys 43.10. 3. Dave Douglass 31.24. (60-64) 1. Jerry Wojcik 31.66. (65-69) 1. Thomas DeVaughn 24.76. (75-79) 1. James York 25.28. 2. Arthur Vesco 21.60.

Triple Jump: (35-39) 1. Tom Stuthard 12.31. 2. Andrew Hecker 10.85. (40-44) 1. Milan Tift 14.59. 2. Joel Whitfield 11.68. 3. Dave Johnston 11.66. (50-54) 1. Alvin Henry 11.48. (55-59) 1. Dave Jackson 10.89. (65-69) 1. Tom Patsalis 9.85. (70-74) 1. Chas Mercurio 8.70. 2. Harry Yu 4.88.

Javelin: (30-34) 1. Vincent Ortega 53.05. (35-39) 1. Tony Cianelli 64.25. (40-44) 1. Joseph Greenberg 63.98. (45-49) 1. David Nuttal 34.97. (50-54) 1. Larry Stewart 57.53. (55-59) 1. Ed Martin 31.38. (60-64) 1. Del Pickarts 52.84. (80-84) 1. Ken Carline 25.38.

Discus: (35-39) 1. Glenn Klein 41.78. 2. Val Olotoa 41.54. 3. Russ Reabold 38.98. (40-44) 1. Mike Deller 41.72. (45-49) 1. Lloyd Higgins 46.20. 2. David Nuttal 26.46. (50-54) 1. Abe Sheinker 30.74. (55-59) 1. Stewart Thomson 46.26. 2. Bob Humphreys 43.96. 3. Dave Douglass 29.74. (60-64) 1. Murray Brown 37.36. 2. Jerry Wojcik 30.50. (65-69) 1. Bob Davidson 26.38. (70-74) 1. Wilbur Thompson 40.00. (75-79) 1. James York 26.72. 2. Arthur Vesco 17.24. (80-84) 1. Ken Carline 29.64.

Pole Vault: (30-34) 1. Greg Charles 13.0. (40-44) 1. Steven Hardison 15.6. (45-49) 1. Daniel Borrey 13.6. (65-69) 1. John Cleveland 8.9. 2. Thomas DeVaughn 7.6.

Long Jump: (30-34) 1. James Lofton 7.47. (35-39) 1. Andrew Hecker 5.40. 2. Robert Maseratti 4.91. (40-44) 1. Dave Johnston 6.27. 2. Douglass Tanabe 5.78. 3. Leroy Clippa 5.04. (55-59) 1. Roger Tsuda 5.27. 2. Ed Martin 4.28.

Shot Put: (35-39) 1. William Pendleton 14.01. 2. Val Olotoa 13.96. 3. Robert Maseratti 9.76. (40-44) 1. Mike Deller 12.99. (50-54) 1. Paul Vermillion 13.95. (55-59) 1. Stewart Thomson 13.23. 2. Bob Eldridge 9.37. 3. Walter DeRothe 6.38. (70-74) 1.

Wilbur Thompson 11.99.

High Jump: (35-39) 1. Mel Embree 6.4. (40-44) 1. Charles Rader 6.4. 2. Jorge Birbaum 5.0. (55-59) 1. Nick Newton 5.4. 2. Dave Douglass 4.6. (65-69) 1. Chuck McFate 4.0. 2. John Cleveland 4.0. (70-74) 1. Burl Gist 4.2.

## Women's Results

5K Racewalk: (45-49) 1. Kathleen Frabe 28:40. (50-54) 1. Lorraine Coppola 33:22. (65-69) 1. Jean Cotner 35:14. 2. Joyce Barsalean 39:52.

800m Hurdles: (55-59) 1. Christel Miller 17.92.

1500: (35-39) 1. Ruth Johnson 6:38.42. (40-44) 1. Jacqueline Hansen 4:57.82. 2. Joni Shirley 5:25.82. (50-54) 1. Yvette Lairgne 5:28.23. (70-74) 1. Gerry Davidson 7:07.90.

100: (30-34) 1. Michele Demby 13.5. 2. Dora Turchi 13.6. (35-39) 1. Kathleen Cook 14.3. (45-49) 1. Jane Duff 14.7. 2. Jan Catt 14.9. (50-54) 1. Jean Carter 14.9. (55-59) 1. Fei-Mei Lee 17.3.

4x100 Relay: (30-39) 1. San Francisco T.C. 53.35.

5000: (35-39) 1. Ruth Johnson 24:44.5. 800: (50-54) 1. Yvette Lairgne 2:43.8. 2. Jeanne Hoagland 2:54.4. (55-59) 1. Vicki Bigelow 2:48.0.

400: (Open) 1. Ann Tibbs 1:01.12. (30-34) 1. Norma Lopez 1:06.02. (45-49) 1. Jan Catt 1:14.03. (50-54) 1. Jeanne Hoagland 1:14.17.

200: (30-34) 1. Brenda Peterson 27.04. 2. Michele Demby 28.97. 3. Norma Lopez 29.16. (35-39) 1. Kathleen Cook 31.38. (45-49) 1. Jane Duff 31.11. 2. Jan Catt 31.42. (50-54) 1. Jeanne Carter 31.39. (55-59) 1. Fei-Mei Lee 36.59.

Javelin: (55-59) 1. Christel Miller 27.06. (60-64) 1. Shirley Dieterich 20.37.

Discus: (35-39) 1. Janet Wilson 44.68. (40-44) 1. Cheryl Kincaide 24.04. (50-54) 1. Lorraine Coppola 16.44. (55-59) 1. Christel Miller 23.00. 2. Fei-Mei Lee 19.78. (60-64) 1. Shirley Kinsey 20.06. 2. Shirley Dieterich 17.30.

Shot Put: (35-39) 1. Janet Wilson 10.54. (45-49) 1. Jan Catt 7.20. (55-59) 1. Christel Miller 8.59. (60-64) 1. Shirley Kinsey 7.04.

(40-44) 1. Annelies Steekalenburg 4-10. (55-59) 1. Christel Miller 4-0. 2. Fei-Mei Lee 3-6. (60-64) 1. Shirley Kinsey 3-6.

Subscribe to  
**California**  
*Track News*  
 ~  
**\$18.00 / 1 year**