

50c




# STARTING LINE


TRACK & FIELD FOR YOUNG ATHLETES

AUGUST / SEPTEMBER 1972 VOL.2 NO.16


P. O. BOX 878, RESEDA, CALIFORNIA 91335



1




2



3

U.S. Jr's Compete Internationally



4



5

# FORUM

## From the Mail Box

Editors:

I feel that Dr. Mirkin, at least in part, misunderstood what Fred Moore was saying in his earlier letter (see Forum, June and July, 1972, re special exemption for age-group athletes to compete in open classification). Mr. Moore has been a very successful coach for 8 or 9 years, working with hundreds of girls and boys of all ages, in all events and under all conditions. He would be the first to say that any girls' coach knows more about what is right and wrong for that girl (trackwise) than any other coach and that her coach along with her parents and herself should have the total say in what she does (as long as it is within the framework of rules governing her sport).

Carried to its logical conclusion, strange coaches and non-coaches, sitting in a meeting room in San Francisco or Lake Placid should have no say in how far a girl may run, how many events she may be allowed to enter in a meet, whether she can or cannot put a shot when she is 8 years old, whether she has to be chaperoned when away from home overnight, how old she has to be to compete in 100 meter hurdles or countless other things which rightfully should involve only her coach and the athlete. Obviously the majority of administrators, coaches and officials do not feel that only the coach should make these kind of decisions or else we wouldn't have many of these rules.

I think that Mr. Moore was not criticizing Mary Decker's coach and parents so much as he was asking why the National Age-Group Chairman felt it necessary to relax a very fundamental rule in her case. The fact that she wanted to prepare herself for upcoming National Championships and a possible Olympic Team berth is no better a reason for disregarding the rule in her case than for any reason that any other 13 year old girl might have. I wonder if he would have relaxed the rule for a 13 year-old 15 foot long jumper.


I must take exception to one of Dr. Mirkin's statements, where he says "it is none of his business". Anything and everything which happens in womens track and field reflects on everyone associated with the sport. The fact that a National Chairman allowed an athlete to compete under circumstances which other similar athletes would not have been allowed to do was discriminatory to those athletes who follow the rules. That makes it everybody's business.

Floyd Highfill  
Coach, Albuquerque Olympettes  
Albuquerque, New Mexico

-----  
The opinions expressed in this column are not necessarily those of the editors of STARTING LINE. It is hoped that the pertinence and timeliness of the subjects discussed will stimulate readers to re-examine their attitudes toward the sport of Track & Field. The editors invite comments on this and other topics.  
-----

Read **BookBeat** Read

## OLYMPIC POSTER SET



Set of 12 posters in full color

Size: 9x12  
**\$2.95**  
per set

Write for prices  
on quantity orders

Add 25¢ per set for postage and handling

Twelve exciting four-color reproductions of official posters for each Olympics, 1920 (Antwerp) through 1972 (Munich). 9x12". Highlights of Games on the back of each poster. Excellent wall and bulletin board display. A great gift for any athlete, fan or youngster.

## MOTIVATION AND COACHING PSYCHOLOGY

PART I — A Positive Approach for Athlete and Coach,  
PART II — Sixty Practical Pointers,

By Fred Wilt and Ken Bosen

64 pages 1971 Illustrated \$2.00

### Coaching Distance Runners

A look at distance coaches and their role—from both sides. Coaches discuss coaching and athletes discuss their coaches. The meat of the booklet is a 13-article section on coaches at the international, college, prep, club and women's levels.

52 pages—\$1.25

### All About Distance Running Shoes

The complete and indispensable buyer's/wearer's guide includes detailed descriptions of leading models of flats, spikes, walking shoes and new models, along with practical articles on caring for shoes and the runner's feet.

52 pages—\$1.50

### New Views of Speed Training

52 highly practical pages. \$1.25.

### The Gerry Lindgren Story

36 pages, a superb personality study.  
\$1.00.

ORDER from STARTING LINE,  
P. O. BOX 878, RESEDA, CALIFORNIA 91335

Add 25¢ per book for postage and handling.  
Calif. residents add 5% sales tax.



# STARTING LINE

P.O. BOX 878 - RESEDA, CALIFORNIA - 91335

(6402 Enfield Avenue, Reseda)  
213 937-8586

Publishers & Editors

Max Zucker & Bill Peck

## Major Contributors

### East

John Harwick  
Peter Kenney  
Dr. Gabe Mirkin  
Hugo Pruter  
Steven Sutton

### Midwest

Mark Becker  
Pete Jones  
Steve Price

### South

Elly Gagich  
Herman Goldberg  
Frank Lagotic

### West

Ken Karnes  
Dale Knox  
Lyle Knudson  
Porter Martin  
Bill Peterson  
Roger Simpson

### Art Direction

Gary Oliver

### Cartoons

Bill Proctor

## Special Contributors

Calvin Brown  
(Girls Statistics)  
Dr. Harmon Brown  
Jim Hanley  
(Race Walking)  
Casey Ide  
(Girls Feature)  
Brooks Johnson  
Mike Kennedy  
(Boys High School)  
Bob Lord  
(Boys Feature)  
Jack Sheppard  
(Boys)  
Roy Swett  
(Girls)  
Ken Wilkinson

## Photo Contributors

Calvin Brown  
Don Chadez  
Bill Foster  
Jeff Johnson  
Ray Kroker  
Paul Sutton  
Steven Sutton  
Doug Schwab

STARTING LINE is published monthly, except in February, May, September and November. Second class postage paid at Reseda, California 91335.

## SUBSCRIPTION RATES

One year (8 issues) regular mail - \$4.00  
Two years (16 issues) regular - \$7.00  
Add \$2.00 per year for first class mail and \$3.00 per year for air mail, within the United States. \$5.00 per year for regular mailed subscription to Canada; inquire for other rates.

## CHANGE OF ADDRESS

Make sure to keep us notified of any change of address. Include old and new zip code. Allow three weeks.

## SUBMIT MATERIAL

Everyone is encouraged to submit results, news and photos (black-and-white). For inclusion in next issue of STARTING LINE submit material at least two weeks prior to mailing date.

Next mailing date - October 23.

# On the Cover

PHOTO CREDITS #1, 2 and 5 by Don Chadez; #3 and 4 by Jeff Johnson

- (1) MARSHALL SMITH of Colorado won the discus on his last throw at USA vs USSR Junior Dual Meet in Sacramento.
- (2) CRAIG VIRGIN, 16, leads opponents in 5000 meter Run in dual with Soviets. Craig eventually finished third.
- (3) DEBORAH EDWARDS, from Houston, will be competing in Olympic Games at Munich in 400 meter Dash. She is sixteen.
- (4) LAVONNE NEAL (far right) leads hurdle field in National AAU Championships. The Philadelphia sixteen year-old capped a sensational season by being named an Olympic team alternate.
- (5) TOM WOODS, high jump winner in US/Soviet Junior Dual Meet.

## IN THIS ISSUE....

USA vs USSR Junior Dual Meet  
US National Youth Games  
National Special Olympics  
Arkansas Junior Olympics  
Indiana Girls Jr. Olympics  
Albuquerque Girls Classic  
CANUSA Games  
So Pacific Girls AAU Champ.  
Arizona AAU Girls Pentathlon

South Suburban Boys & Girls Meet  
Florida Gold Coast Boys A-G Ch.  
Inland Empire Boys Jr Olympics  
Metropolitan AAU Girls Champ.  
So Pacific AAU Girls A-G Champ.  
Florida Gold Coast Girls Jr.Oly.  
Southern Assn. Girls Jr. Olympic  
So Pacific Boys Junior Olympics  
Allegheny Mt AAU Girls A-G Cham.

## From the Editors

A very significant development in U.S. age group track & field circles is about to take place. The administration of the Junior Olympic and AAU Age Group Programs is going to be combined, at least in part. We have it on good authority, that the same person in each District Association will be put in charge of both local programs. We feel this will be a good move on at least two counts.

First of all, each program can make use of the others' resources and development. The Junior Olympics is probably the most universal youth track program in the country, from a geographical point of view. On the other hand, AAU Age Group Track and Cross-Country is much better developed in many areas in terms of year-around activity. A combination of forces should help avoid needless duplication of effort promote better coordinated track activities at the local level and beyond.


Secondly, the combination will necessitate more standardization of events and rules - especially rules pertaining to age grouping. The heart of the Junior Olympics involves a series of qualifying competitions leading to district, regional and national championships. We understand this concept will not only be continued, but may be expanded in some exciting new ways.

Such a series of qualifying meets necessitates a different system of age grouping than that currently used in the AAU program. In other words, the method of determining groups by birth date may have to be phased out. For many reasons, we hope so (see "From the Editors", April 1971). We believe January 1 would be the best "cut-off" date for determining an athletes age-group for the year.

Whatever details are decided upon, we applaud the efforts of those involved in both the Junior Olympics and AAU for taking these forward steps.

STARTING LINE is generally devoted to reporting track and field for boys and girls of high school age and younger, though no attempt is made to cover boys interscholastic track in depth.

# Soviets Outscore USA Juniors




SACRAMENTO, California - July 28-29

In the first meet of its kind, the Juniors from the Soviet Union defeated their counterparts from the United States by a score of 124 to 108. But in an encounter such as this, the off-the-field activities may be as important as the competition itself or the score.

What is the essence of the first dual meet between the best track athletes (under 20 years of age) from the two most powerful nations in the world? Is it the members of the opposing teams living and eating in the same dorms? Is it the athletes swapping souvenirs and parts of uniforms, by means of sign language?

Or is it a Soviet athlete stating (via translator) that he hopes Bobby Fischer beats Boris Spassky for the World Chess Championship and a U.S. athlete assuring him that many Americans are rooting for Spassky? Is it the weight men of both teams having a contest to see who can make the biggest splash diving into the dormitory pool? Is it the American coaches and athletes marveling at the technique of Soviet field eventers? Is it the visiting athletes going on a shopping spree to buy "jeans" and rubber alligators to take back home?



Runner-up ALEXANDER ZHURBA congratulates high jump winner TOM WOODS /Chadez photo/

It is all of these things, but there is competition too. In the usual international dual meet (a commonplace in Europe), there are two men representing each nation in an event. A first place finisher scores 5 points for his side, second place scores 3, third is worth 2, and fourth gets 1 point. A non-finishing or disqualified athlete does not score. Winning relay teams score 5 points while the second place team gets 2. This is one case where track & field truly is a team sport in which every member of the team is important to his side.

While the cool and talented U.S. sprinters easily scored the maximum points in the dashes and relays, the visitors held the edge in the field events and hurdles. The decisive factor, however, was the teamwork and greater maturity of the Soviet distance runners. In races of 1500 meters and longer (including the walk) U.S. forces scored less than the minimum points.

As a group, the visiting USSR team was well prepared by team leader Vladimir Klykov and no less than seven accompanying assistant coaches. Almost without exception their charges gave the appearance of being totally lean and strong. Obviously Soviet coaches take their tasks very seriously and pay attention to the most minute details. Distance coach Sergei Ichomchuk, for example, gave his runners 400 meter times for each lap of the 440 yard track, which necessitated him pre-marking and moving to 24 different and specific spots during the course of the 10000 meter run.

The crew of the USA under head coach Bob Covey and his three assistants labored under the disadvantage of a relatively short training period together. The difference between the two teams on this point was apparent, especially among the distance runners, many of whom are self coached. In addition, the American team was more youthful, averaging nearly a year younger than their foes. Their were three sixteen year-olds and the same number of seventeen year-olds on the US squad.

Co-sponsors Chevrolet and the Sacramento Jaycees, along with the AAU, did a good job of making this a relaxed but well-organized affair. Already plans are being made for next year's return match, which will take place in the Soviet Union. Event-by-event results and commentary begin on the next page:

# USA-USSR Junior Dual Meet

**100 meter Dash** To the surprise of no one, the U.S. got off to a fast start in the first completed event of the meet. HAROLD WILLIAMS, who would have been favored to win this race, was bothered by a slight muscle strain and decided to switch events with MARSHALL DILL, who was scheduled to run the 200. Dill, who had narrowly missed making the Olympic team by a few hundredths of a second, burst out of the blocks to lead an easy American sweep. The Soviet sprinters, who had been credited with times in the 10.4/10.5 range, were well off their best and weren't the only ones who complained of the "climate".

1--Marshall Dill (19, US) 10.2, 2--Steve Williams (18, US) 10.3, 3--Alexander Yevtyokhov (19, USSR) 10.7, 4--Sergei Izotov (18, USSR) 11.0 Score: US-8; USSR-3.

**110 meter Hurdles** The second track event was a key to the outcome of the team score. RANDY LIGHTFOOT was pitted against the third placer in the Soviet Men's Championships, EDUARD PEREVERZEV of Rostov. Lightfoot got off to a good start and held a narrow lead until he started clipping hurdles from the sixth barrier onward. He never regained his momentum and the steady Pereverzev edged past to win. The third and fourth placers, both 14.0 hurdlers, were never in the race for the top two spots. The disconsolate Lightfoot, a former high school record holder, said "If I run many more races like that I'm going to drop track and concentrate on my education". He's studying for a writing career at Texas University.

1--Eduard Pereverzev (19, USSR) 14.1, 2--Randy Lightfoot (19, US) 14.2, 3--McKinley Mosley (19, US) 14.5, 4--Alexander Bondarenko (18, USSR) 14.7 Score: US-13; USSR-9.

**Shot Put** The best put with the 16 pound orb came on the final try by the quiet, bearded high school graduate from Pittsburgh, RON SEMKIW (pronounced sem-kew). Ironically, Ron is of Ukrainian descent. He led from the very first round and improved his lead when challenged by second placer ANATOLIY YAROSH who edged Yank KENT PAGEL by a silly centimeter. If the official measurement had been taken in the outmoded feet and inches, Pagel would have actually been second.

1--Ron Semkiw (18, US) 18.14m/59-6½, 2--Anatoliy Yarosh (18, USSR) 17.80m/58-5, 3--Kent Pagel (19, US) 17.79m/58-5, 4--Alexander Nosenko (19, USSR) 57-0½ Score: US-20; USSR-13

**Hammer Throw** It was New England against the Soviet Union. Whereas only a few northeast states allow high schoolers and collegians to heave this sixteen pound ball-and-chain, Soviet youngsters are encouraged in the event. The results are apparent; the best American high schooler ever and one of the best collegians were absolutely no match for the hammer (and sickle) men from Europe. Winner SERGEI KOROBOV has never lifted weights and yet threw further than every Olympic champion thru 1960. In lieu of weight training, young Soviet throwers concentrate on gymnastic and body resistance work. ALVIN JACKSON was also impressed by superior Soviet flexibility.

1--Sergei Korobov (19, USSR) 67.96m/222-11, 2--Yevgeniy Korsak (19, USSR) 64.94m/213-0, 3--Andy Bessette (19, US) 58.16m/190-9, 4--Alvin Jackson (17, US) 57.30m/187-11 Score: US-23; USSR-21.

**10000 meter Run** Considering the 90°+ temperatures, the initial pace set by CHARLES MAGUIRE was even and reasonable (mile in 4:41.3, two mile in 9:49.4). The visitors, working as a team stayed right with the pace, but refused to take the lead until the last 5 laps. Maguire, who was suffering from a cold, dropped back just after three miles and was eventually lapped, leaving the pace setting duties to 16 year-old ROBBIE PERKINS (15:05.1 at three miles, 20:18.5 at four and 25:32.0 at five). This marathon trained youth tried several times to force his pursuers into the lead, by slowing the pace. But they took the lead only when ready, pulled away with ease in the last three laps and finished side-by-side for a Soviet sweep, a quarter lap ahead of the game, but inexperienced, Perkins.

1--tie between Leonid Moseyev (19, USSR) and Yuriy Kraynov (USSR) at 31:36.0, 3--Robert Perkins (16, US) 31:55.2, 4--Charles Maguire (19, US) 33:49.2 Score: US-26; USSR-29.

**Pole Vault** What shaped up as a closely contested event, turned into disaster for the U.S. cause as National Junior Champ MIKE WHITE, a 16-6 foot vaulter during the year, failed to clear the opening height (15-1) in three tries. He therefore did not receive credit for the fourth place point. All three remaining vaulters missed at the next height (15-9), but VALERIY BOYKO cleared on his second attempt and teammate VALERIY KRYLOV made it on the third try to wrap up the event almost before it got started. Boyko did not miss thereafter. Both Soviet vaulters were placers in the their Men's National Championships. Boyko tied his personal best mark here.

1--Valeriy Boyko (19, USSR) 5.10m/16-8¾, 2--Valeriy Krylov (18, USSR) 4.95m/16-3, 3--Larry Petree (19, US) 4.60m/15-1 Score: US-28; USSR-37.

**400 meter Dash** This was a "no contest" event. None of the places was in doubt. Consistent high school champ RON RAY, started more slowly than usual, accelerated down the back-straight, and won with room to spare. RICH EISENLAUER, worked hard all the way to record his personal best time.

1--Ron Ray (18, US) 46.5, 2--Richard Eisenlauer (19, US) 46.9, 3--Nikolai Korneushkin (18, USSR) 48.6, 4--Alexei Semonov (19, USSR) 49.4 Score: US-36; USSR-40.

**Javelin Throw** After the first round, no one improved except the winner VALENTIN RYKOV from Moscow. The Soviets swept for the second time in the weight events and American throwers admitted they had a lot to learn. All spear tossers were well off their bests, which might be attributed to the grass runway. Third placer BRUCE DOW was a last minute replacement.

1--Valentin Rykov (19, USSR) 75.85m/248-10, 2--Vladimir Borkin (19, USSR) 73.74m/241-11, 3--Bruce Dow (18, US) 71.65m/235-1, 4--Dan Martin (18, US) 70.23m/230-5 Score: US-39; USSR-46

**1500 meter Run** YURIY KORCHENKOV, the favorite with a best time of 3:43.6, set a fast enough pace (60.6, 2:04.5, 3:06.8) for three laps to take care of the American speed in the kick. He set up his younger teammate, ALEXEI NALETOV, for the win and then held second from fast closing high schooler RON ADDISON. A nearly perfect demonstration of teamwork.

1--Alexei Naletov (18, USSR) 3:48.4, 2--Yuriy Korchenkov (19, USSR) 3:49.4, 3--Ron Addison (17, US) 3:49.5, 4--Chuck Forsys (18, US) 3:54.0 Score: US-42; USSR-56.

**Long Jump** This was expected to be the best event of the meet and it was. U.S. Olympic team qualifier RANDY WILLIAMS (best mark of 26-8) was "pitted" against U.S.S.R. Olympic tear hopeful VALERIY PODLUZHNYI (25-10½). To add spice, local Sacramento high schooler, KEN DUNCAN, was a contender. The wind was blowing continually and with force (all jumps were wind assisted). The consistent Williams led off with a 26-4¾ and Podluzhnyi immediately followed with 26-1½. Randy leaped 26-9¾ (wind 6.04mph) on the second round and Valeriy countered with a 26-7¾ on the third. The NCAA champ from Fresno then ended the suspense by leaping 27-4½ (wind 12.30mph) on the fourth try, the longest jump in the world since Bob Beamon! According to head judge George Brown, a former NCAA champ himself, Williams was behind the board on all jumps. Meanwhile, Duncan got off two jumps of 25-6½ to narrowly edge 17 year-old Soviet high schooler VLADIMIR MATVEYEV. All in all, there were eight jumps of 26 feet or more and six more over 25 feet, which is not bad for juniors, even considering the wind. Podluzhnyi cinched an Olympic team berth with his performance.

1--Randy Williams (18, US) 8.35m/27-4½, 2--Valeriy Podluzhnyi (19, USSR) 8.10m/26-7¾, 3--Ken Duncan (18, US) 7.79m/25-6½, 4--Vladimir Matveyev (17, USSR) 7.75m/25-4¾ Score: US-49; USSR-60.

**4 X 100 meter Relay** In the last event completed on Friday, the U.S. speedsters had a runaway victory in an excellent 39.6. Not many senior teams in the world could better that. The only danger occurred on the second exchange, as diminutive CHARLIE WELLS started too soon for incoming HAROLD WILLIAMS. In response to outcries from his teammates and the crowd, Charlie quickly put on the brakes, received the blind pass just before the end of the zone and sped away with a remarkably smooth exchange. The Soviet team ended the day 8 points in the lead.

1--US (Johnny Williams, Harold Williams, Charlie Wells, Marshall Dill) 39.6, 2--USSR 41.2 Score: US-54; USSR-62.

**400 meter Hurdles** In another key event, U.S. hopes were diminished when the Junior winner, BOB PRIMEAUX, scratched and was replaced by talented, but less experienced HAROLD SCHWAB. All runners had step problems, but VIKTOR YUNKIN, who was an alternate member of the Soviet team tied his personal best to edge JIM GAILEY.

1--Viktor Yunkin (19, USSR) 52.5, 2--Jim Gailey (19, US) 52.7, 3--Yuriy Fyedorov (19, USSR) 53.2, 4--Harold Schwab (19, US) 54.2 Score: US-58; USSR-69.

**High Jump** It was the "Fosbury-Flop" versus the "Brumel Straddle". TOM WOODS, an undergrad at Dick Fosbury's alma mater, Oregon State, needed only four jumps to defeat two fine exponents of the style of the greatest high jumper of all-time. In contrast to the power jumping of the second and third placers, the slender Woods hardly seems to touch the ground on the familiar curved run-up and looks like a bird in his long arching flight to the back of the pit.

1--Tom Woods (19, US) 2.19m/7-2½, 2--Alexander Zhurba (19, USSR) 2.16m/7-1, 3--Vladimir Zhuravlev (19, USSR) 2.16m/7-1, 4--Charles Mackey (19, US) 2.10m/6-10¼ Score: US-64; USSR-74.

**200 meter Dash** This was another easy sweep for the U.S. streaks. This time it was Williams against the U.S.S.R. JOHNNY WILLIAMS of Talledega, Alabama ran a fine curve and held off HAROLD WILLIAMS (no relation) who coasted the curve, due to muscle injury. Harold took the place of world Junior record holder in this event, MARSHALL DILL. Johnny W. is adamant against ever running the 440, despite his slender build and long strides. Third placer Radul was fourth in the Soviet Men's Championships.

1--Johnny Williams (17, US) 20.8, 2--Harold Williams (18, US) 21.0, 3--Anatoliy Radul (19, USSR) 21.3, 4--Alexander Assinin (17, USSR) 21.8 Score: US-72; USSR-77

**10 kilometer Walk** The difference between the walkers from the two countries was apparent from the start. In the style of Olympic Champ Viktor Golubnichiy, the Soviet boys walked smoothly with very low arm carriage (the result of very good upper body development). In contrast, the U.S. heel-and-toe specialists are less strong, resulting in very high arm carriage and a more jerky walking style. But JIM BENTLEY put up a good fight for a quarter of the distance (even taking the lead at one point, before being disqualified after the halfway point) and HOWARD PALAMARCHUK stayed right with the Russ duo for over half the distance, before fading in the late stages. The winners walked all the way in tandem.

1--Anatoliy Solomin (19, USSR) 51:00.6, 2--Nikolai Strelchenko (18, USSR) 51:00.8, 3--Howard Palamarchuk (19, US) 55:51.6 Score: US-74; USSR-85.

**5000 meter Run** This was a "tactical" race. Sixteen year-old CRAIG VIRGIN did all the work, but his Russ opponents got the rewards. Virgin set a very nice pace, considering the heat; 4:35.7 at one mile, 9:19.2 at two. He led until the last lap, spicing the pace with occasional short bursts. No matter what happened, the Soviet pair stayed right on his heels. TONY SANDOVAL dropped of the pace just after two miles was reached and in the last lap the efficient tempo of the red-clad Russians swept past Virgin. Craig put up a tremendous fight but the pace-setting duties and his somewhat inefficient running style were a little too much to overcome. Nevertheless, Virgin ran the fastest time ever for his age at this distance, besting the previous top of sensational Bruce Kidd by over 15 seconds.

1--Vladimir Zatonsky (19, USSR) 14:13.6; 2--Andrei Ipatov (19, USSR) 14:13.8; 3--Craig Virgin (16, US) 14:14.6; 4--Anthony Sandoval (18, US) 15:01.2 Score: US-77; USSR-93.

**Discus Throw** The lead changed hands four times and the last throw by MARSHALL SMITH was enough to steal the victory. Smith has fouled three of his first four throws (stepping over the left side of the ring after throwing). This was partly due to his tremendous speed, which he managed to control on his last effort. Third placer ALEXANDER NAZHIMOV uses one-and-three-quarter turns (in contrast to the usual 1½ turns). This is a style which is becoming more popular with European throwers.

1--Marshall Smith (19, US) 53.94m/177-0, 2--Yuriy Fyedotov (19, USSR) 53.32m/174-11, 3--Alexander Nashimov (19, USSR) 52.90m/173-7, 4--Bruce Zabelski (19, US) 51.10m/167-7 Score: US-83; USSR-98.

**800 meter Run** Long striding BOB SMITH controlled the race from the start (54.7 at the 440, 1:22.5 for 660) and held on for a well deserved victory. DALE SCOTT, who beat Smith in the Junior Championships was obviously not at his best, but did manage to salvage second place ahead of fast closing VLADIMIR PONOMARYEV. All contestants had previous bests well under 1:49.

1--Bob Smith (18, US) 1:49.3; 2--Dale Scott (18, US) 1:49.4, 3--Vladimir Ponomaryev (19, USSR) 1:49.7; 4--Vladimir Zimin (19, USSR) Score: US-91; USSR-101.

**3000 meter Steeplechase** None of the four runners was willing to take the pace in the first lap, which was run in a funereal 80.5. So VLADIMIR FILINOV took the lead and gradually increased the tempo as his compatriot VLADIMIR ISAKOV periodically checked on the position of the trailing Yank runners. At the end of five laps the Russ tandem (both of whom had previously run 8:46 for the distance) moved away from an under-par LEONARD HILL (who had also recorded 8:46 earlier). Filinov fell clearing the water jump on the seventh lap and Isakov ran on to win easily.

1--Vladimir Isakov (18, USSR) 9:18.8; 2--Vladimir Filinov (19, USSR) 9:24.0; 3--Ron Elijah (19, US) 9:50.0; 4--Leonard Hill (19, US) 10:03.4 Score: US-94; USSR-109.

**Triple Jump** The top two jumpers achieved their personal bests. Unlike the long jump, the wind was allowable. MIKHAIL SYEGAL led throughout and had three jumps over 52-7 (previous best 52-0¼). KEN MCBRIDE, former high school champ, cleared 53 feet on his last effort, but fell short of the winner. His previous top was 52-3. National Junior Champion KEITH WITHERSPOON entertained the crowd with his own special dance in preparation for each jump, but didn't get his best effort until his last try.

1--Mikhail Syegal (19, USSR) 16.28m/53-5¼, 2--Ken McBride (19, US) 16.13m/53-0, 3--Anatoliy Piskulin (19, USSR) 15.91m/52-3¼, 4--Keith Witherspoon (19, US) 15.51m/50-11¼ Score: US-98; USSR-116.


**4 x 400 meter Relay** BEAUFORT BROWN pulled into a big lead on the opening leg and the U.S. squad increased the winning margin with every stride.

1--US (Beaufort Brown, Richard Eisenlauer, Tim Son, Ron Ray) 3:08.5; 2--USSR 3:17.8 Score: US-103; USSR-118.

**Decathlon** From previous best scores, the U.S. figured to get first and fourth places, with their Soviet rivals in between. But in this ten-event contest anything can happen, especially among younger decathletes. At the end of the first day the standings were pretty much as expected. VLADIMIR YOCHMENEV, a member of the Soviet army with a best score of 7219, had a narrow eleven point lead over RORY KOTINEK, a good second day man with a personal best of 7524. ALEXANDER YAKOVLEV (previous top of 7240) was holding third place over BRIAN MONDSCHHEIN, eighteen year-old son of a 1948 Olympian, whose high score was 7078. At the start of the second day's competition, Kotinek was running away with the 110 meter hurdles, probably heading for a time in the mid-14 second range, when he piled into the eighth hurdle, fell heavily, got up to finish in 17.8 and lost about 300 points. Yakovlev was a strong second going into the eighth event, the pole vault. He failed to clear his opening height and thereby lost about 500 points or more, assuring himself of a fourth place finish. Winner Yochmenov lost ground in the track events, but was clearly superior in the field to record his all-time personal best.

	100m	LJ	SP	HJ	400m	110H	DT	PV	JT	1500m
1--Vladimir Yochmenov (19, USSR)	7345									
	11.3	23-5	47-6	6-4	52.4	16.2	142-5	13-1½	188-8	4:45.8
2--Rory Kotinek (19, USA)	7014									
	11.4	24-3	40-2¼	6-9¼	53.1	17.8	108-4	12-2	221-10	4:49.3
3--Brian Mondschein (18, USA)	6862									
	10.9	21-5	37-8¼	5-10	49.7	15.6	105-6	13-5¼	153-4	4:38.1
4--Alexander Yokovlev (19, USSR)	6272									
	11.0	21-9½	44-9¼	6-2	52.0	15.8	114-10	-----	208-0	4:54.2

Final Score: US-108; USSR-124.



Long jump rivals RANDY WILLIAMS (left) and VALERIY PODLUZHNYI (r) pose with ROBERT T. LUND of Chevrolet, who presented their outstanding athlete awards.

# THE FINISH LINE

## A Summary of Results

This section includes nationwide results. In order to have good coverage from your area, **EVERYONE** is encouraged to submit results to STARTING LINE, P.O. Box 878, Reseda, Calif. 91335. For inclusion in next issue, please submit results at least two weeks prior to mailing date shown on page 3 of this magazine.

If possible, include the following:

- \*\* Date of Meet and meet Site (Place and City)
- \*\* Type of Facilities (all-weather, indoor, cinder, etc..)
- \*\* Meet Director and Sponsoring Organization
- \*\* First and Last names and marks of all timed or measured Competitors (including heats and qualifying rounds)
- \*\* Wind assistance information on Sprints, Hurdles & Jumps
- \*\* Weight of implements (Shot, Discus, Javelin, etc..)
- \*\* Ages of outstanding competitors
- \*\* Other pertinent or interesting information

### ALBUQUERQUE GIRLS TRACK CLASSIC

ALBUQUERQUE, New Mexico - May 7

The best young athletes of four states (Arizona, New Mexico, Colorado and Western Texas) clashed in this meet to produce outstanding marks in nearly every event.

Teenagers dominated the open (Women's) Division in no uncertain terms. The Denver All-Star duo of PAM GREEN (200 meters in 24.6) and PAT BENSON (100 meters in 11.9 - 11.7 in heat) took the sprints. CAROL HUDSON (2:08.1) bested WENDY KOENIG (2:08.4) in a battle of talented 800 meter runners. LINDA STECKER (2:17.6) was well back in third place. RUTH BENAVIDEZ, 14, copped the 3000 meter run in 11:00.6 - good time considering the altitude of her Albuquerque home. SPIDER BAKER ran 15.1 to win the 100m hurdles, and LINDA WRIGHT of Phoenix clipped the 200m hurdles in 29.6 for second. ALICE PFAFF, athlet for national honors, nabbed both jumps at 5-4 and 18-2 with no serious competition. KELLY FUIKS, 14, tossed the javelin 132-2 for another win for the "young folks".

Among the younger ages there were many fine performers and some were sensational. CYNTHIA RHODES won both sprints and bettered 14 feet in the long jump in the 9 & under group. Every event in that division produced top marks. CHRISTINE BROCKHOFF took the 10-11 laurels with three superb victories. Arizonan CAROL DURON won three weight events in the 12-13's, while Coloradan ANDREA WILSON and DIANE ROGOWSKI were also impressive. Andrea walloped a very good 100 field and Diane topped the pentathlon with a score of 3029 (new 1972 scoring tables), including a 7.6 for 50 yard hurdles.

As usual for this well developed girls track area, nearly all of the 605 competitors got their marks recorded. Under 14 results follow:

#### GIRLS 12-13

100 yard Dash (53 timed runners!)	
Andrea Wilson, Boulder Cind'bls	11.5
Pam Secchiari, Scottsdale TC	12.0
Connie Jackson, Mesa TC	12.0
Kathy Ward, Albuquerque OC(11.9h)	12.0
Carol Von Drehle, ColGold(11.9h)	12.1
Lisa St Pierre, Aurora TC	12.1
Nanette Wales, Alb OC (12.0wh)	
Terry Harrell, Mesa TC (12.0wh)	
220 yard Dash (56 timed in flights)	
Johanna McMillion, D C Dashers	26.6
Carol Von Drehle, Colorado Gold	27.0
Andrea Wilson, B Cinderbells	27.1
Brenda Coash	27.6
Marilyn Johnson, Denver A-Stars	27.8
Terri Harrell, Mesa TC	27.8
Ellen Hart	27.9
440 yard Dash (27 timed in flights)	
Jan Fox, The Colorado Gold	59.5
Cindy Frederickson, Arizona TC	60.8
Donna Argo, Albuquerque OC	61.0
Lisa Thomas, Colorado Pacers	62.8
Tena Miranda, Albuquerque OC	62.8
Ellen Hart	63.2
Chris Wyche, Duke City Dashers	63.9
880 yard Run (22 timed in flights)	
Stephanie McDade, D C Dashers	2:28.9
Joyce Wheelchel, Albuquerque OC	2:34.0
Pam Page, Duke City Dashers	2:34.1
Mary Barela, Colorado Pacers	2:35.3
Lisa Andrews, D C Dashers	2:35.9
Lori Christiansen, Gallup TC	2:36.0

#### One mile Run (18 timed runners)

Christhelle Speller, D C D	5:26.4
Amy Lucero, Duke City Dashers	5:30.6
Debbie Leeper, D C Dashers	5:35.0
Cynthia Lackey, D C Dashers	5:35.5
Jeanna West, Albuquerque OC	5:36.4
Doreen Villa, D C Dashers	5:39.6
Shelly Cooper, Colorado Gold	5:41.9
Virginia Middleton, Gallup TC	5:44.9

#### 50 yard Hurdles (30 inch)

Peggy Mallory, Duke City Dashers	8.0
Gail McKenzie, Moriarty HS	8.4
Kari Pew, Mesa TC	8.5

#### High Jump

Anne Gilliland, D C Dashers	4-11
Monique Donithan, Vly of Sun TC	4-10
Amy Odegaard, Phoenix TC	4-6
Debbie Cassidy, Vly of Sun TC	4-6
Stephanie Belt, Mesa TC	4-6
Mary Horton, Texas TC	4-6

#### Long Jump

Pam Secchiari, Scottsdale TC	15- 5 1/2
Sandy Tevis, Arizona TC	15- 1
Sada McCoy, Scottsdale TC	15- 1
Marie Davenport, Aurora TC	14-10 1/2

#### Shot Put (6 pound)

Carol Duron, Pear's Peaches	39- 0 1/2
Kelly Curran, Colorado Gold	38-11 1/2
Robin Madlock	31- 1

#### Discus Throw (1 kilogram)

Kelly Curran, Colorado Gold	95-2 1/2
Ellen Colleary, Mesa TC	66-3
Lisa St Pierre, Aurora TC	64-8 1/2

Javelin Throw (600 gram)	
Carol Duron, Pear's Peaches	104-10
Terry Blog, Albuquerque OC	98- 7
Robin Madlock	90- 3

#### Baseball Throw

Carol Duron, Pear's Peaches	252-0
Pam Young	196-2
Robin Madlock	192-7

#### Girls 10-11

##### 100 yard Dash (38 timed runners)

Donna Corley, D C Dashers	12.3
Toni Nelson, PearPeaches (12.2h)	12.3
Felicia Dupuch, DenFlyers(12.1h)	12.6
Kim Williams, Denver A-S (12.3h)	12.8
Laura Anderson, P Peaches(12.7h)	12.8
Tana Meadows, D C D (12.5hw)	12.8

##### 220 yard Dash (61 timed in flights!)

Christine Brockhoff, Heights TC	27.0
Toni Nelson, Pear's Peaches	27.5
Kim Williams, Denver All-Stars	28.8
Mitzi Stanton, The ColoradoGold	29.4

##### 440 yard Dash (28 timed in flights)

Christine Brockhoff, Heights TC	62.6
Clarice Lucas, Denver Flyers	65.4
Cathy Weiss, The Colorado Gold	66.9
Cheryl Symons, Arizona TC	67.0
Kim Williams, Denver All-Stars	68.3
Debbie Volk, Scottsdale TC	68.8

##### 880 yard Run (21 timed in flights)

Tracy Bear, Duke City Dashers	2:33.0
Lesa Gilliland, D C Dashers	2:37.4
Linda Rettinger, D C Dashers	2:42.4
Laurie Chapin, Gallup TC	2:44.0
Pat Lujan, Duke City Dashers	2:45.1

##### One mile Run

Cinda McDade, D C Dashers	5:39.9
Debbie Dimas, Gallup TC	5:49.9
Beth Day, Duke City Dashers	5:50.7
Cheryl Lopez, D C Dashers	5:53.2

##### High Jump

Debbie Griego, D C Dashers	4-3 1/2
Cynthia Cooper, D C Dashers	4-2 1/2
Vickie Diamond, Alvarado ES	4-2 1/2

##### Long Jump

Christine Brockhoff, HeightsTC	15-5
Laura Anderson, Pear'sPeaches	14-5 1/2
Cathy Weiss, The Colorado Gold	14-2 1/2
Debbie Griego, D C Dashers	14-1
Roxanne Keating, Phx Chaparral	14-0
Wendy Anderson, Phx Chaparrals	13-8 1/2

##### Baseball Throw

Lavon O'Banner, Mesa TC	177-2
Barbara Bell, Heights TC	158-9
Kris Kraemer, Heights TC	141-3

#### Triathlon (100m, 6#SP, HJ-1972 tables)

Vickie Murray, Vly of the SunTC	1230
(14.6, 17-5 1/2, 4-6 1/4)	
Sylvia Hardy, Boulder Cin'bls	1035
(14.7, 19-11 1/2, 3-11)	
Marena Chemlar, Vly of the SunTC	901
(14.0, 18-11 1/4, 3-6)	

#### Girls 9 & Under

##### 100 yard Dash (32 timed runners)

Cynthia Rhodes, Mesa TC (12.8h)	13.1
Colette Lucas, Dvr Flyers(13.5h)	13.7
Kelly Griffith, AuroraTC (13.5h)	14.0
Laura Manley, Arizona TC (13.6h)	14.1

##### 220 yard Dash (28 timed in flights)

Cynthia Rhodes, Mesa TC	30.4
Teddi White, Duke City Dashers	30.5
Olga Garcia, Pear's Peaches	32.9

##### 440 yard Dash

Teddi White, Duke City Dashers	70.2
Laura Tunnell, Arizona TC	72.4
Jan Bullock, Duke City Dashers	74.6
Nancy Rogowski, Boulder Cin'bls	75.7
Therese Van Lith, Scottsdale TC	76.9
Kelly Griffith, Aurora TC	77.4

##### 880 yard Run (21 timed runners)

Theresa Dorwart, D C Dashers	2:50.1
Lenora Hirvnaak, D C Dashers	2:53.0
Dawn Freeman, Vly of Sun TC	2:53.0
Nicole Earing, D C Dashers	2:56.8
Lisa Matthews, D C Dashers	2:58.1

##### High Jump

Dawn Freeman, Vly of Sun TC	4-1 1/4
Debra Taylor, Colorado Pacers	3-9
Jamie Harp, Alvarado ES	3-9
Patty Olson, Vly of the Sun TC	3-6
Therese Dorwart, D C Dashers	3-6
Nicole Earing, D C Dashers	3-6
Karen Russell, D C Dashers	tie 3-6

##### Long Jump

Cynthia Rhodes, Mesa TC	14-2
Linda Lindsey, Pear's Peaches	11-8 1/2
Jan Bullock, Duke City Dashers	11-6
Olga Garcia, Pear's Peaches	11-5
Kelly Griffith, Aurora TC	11-1 1/4
Debbie Gilbert, Heights TC	10-8

##### Baseball Throw

Debbie Edens, Vly of Sun TC	134- 7
Nicole Earing, D C Dashers	113- 0
Chris Lambert, Alvarado ES	112- 1
Kim Bickford, Mesa TC	109-11
Cindy Goodwin, D C Dashers	104-11

### FLORIDA GOLD COAST AAU BOYS AGE GROUP CHAMPIONSHIPS

MIAMI, Florida - June 24 - from ELI GAGICH

RICARDO MERRELL and MARK ETHRIDGE pushed each other to hyperfast 440 in the 12-13 division to highlight this championship, at the Miami Dade Junior College all-weather track. Both of their times rank within the top five in this event for their age division. Ricardo had excellent marks in both jumps as well, while Mark showed his versatility by placing in the shot put and 100 yard dash. Of interest was the improved performances in the distance runs and field events as compared to previous years. No one team dominated the proceedings. RESULTS:

**Bantam Boys (9 & Under)** 50-Darryl Brown (Northside Optimists) 7.0, Arthur Colebrook (NO) 7.1, Darryl Person (Boys Club of Miami) 7.4; 100-Dwight Drane (NO) 12.9, Donathon Chisholm (Miami Jets) 13.8; 220-Drane 30.7, Stanley Thompkins (Richmond-Perrine TC) 32.3; 440-Thompkins 73.0, Colebrook 73.9, Roland Dixon (MJ) 78.8; 660-Henry Warren (MJ) 2:09.4, Michael Sutton (RP) 2:09.9; LJ-Brown 13-0, Marcus Harrell (RP) 10-11, Michael Grant (MJ) 10-6.

**Midget Boys (10-11)** 50-Alvin Taylor (NO) 6.6, Freddie Harris (BC) 6.8; 100-Taylor 12.6, Leroy Sanford (BC) 12.7; 220-Andre Francis (NO) 28.4, Sanford 28.5; 440-Harris 65.0, Willie Davis (MJ) 67.6; 660-William Manley(BC) 1:51.3, Greg Anderson (NO) 2:00.2; 880-Timothy Battle (RP) 2:40.8, Jeff Rubiera (Miami Springs Optimists) 2:41.5, Cornelious Drane (NO) 2:46.9; Mile-Gregory Clarke (MSO) 5:45.2, Joe Evans (MSO) 6:02.8; HJ-Donald Stubbs (NO) 4-6, Gregory Ash (BC) 4-5, Curtis Bennett (Hialeah Optimists) tied with Rubiera at 4-2; LJ-Francis 14-7 1/2, Keith James (MJ) 14-0, Bennett 13-9 1/2; 6#SP-Willis Dean (BC) 33-11 1/2, Milton Collins (MJ) 27-5 1/2, James 26-2 1/2; 4x110R-Miami Jets 56.1

**Junior Boys (12-13)** 100-John Bell (BC) 10.6, Carlos Carson 11.0; 220-Harold Muse (BC) 25.0, Carson 25.1, Tim Smith (MJ) 25.5; 440-Ricardo Merrell (RP) 54.3, Mark Ethridge 54.6; 880-Roger Del Rio (MSO) 2:24.6, Tyrone Washington (BC) 2:28.4; Mile-Tommy Bryant 5:21.3, Matt Mihm (Kendall AC) 5:25.1; HJ-Merrell 5-4, Roy Corey 5-0; LJ-Merrell 18-11; 8#SP-Mark Ethridge 36-10 1/2, Allen Hart (RP) 35-0 1/2, Johnnie Shinhoster (RP) 34-1; 4x110R-Boys Club 49.1

**SOUTHERN CALIFORNIA CHEETAH GIRLS "INVITATIONAL"**  
CLAREMONT, California - May 20, 21 - from BILL PETERSON

Another of southern California's increasingly popular two-day extravaganzas featured some progressive innovations (metric runs and road walks for age groupers), and generally outstanding marks in all divisions. The scene was Pomona College and the sunny weather with temperatures in the 70's blessed the competition. Though the crushed brick/clay composition track is not the nation's fastest, the sprint times were tops - though sometimes aided by breezes.

In the open division (Women's) MABLE FERGERSON edged JACKIE THOMPSON for second place in the 100 meter final (wind 3.1 mps) with superb times of 11.4 and 11.5, respectively. Jackie and her Mickey's Missiles teammate MAUREEN ABARE ran legal 11.8's in the heats, but Mable F. sped to a legitimate 11.5 clocking. Thompson and Abare returned to record 24.3 and 25.0 in the 200 meters. DEBBIE HEALD of the La Mirada Meteors ran a 4:36.4 for 1500 meters, beating among others DEBRA JOHNSON of the Rialto Road Runners (4:37.9). KATHY BULBERT of the Lomita TC edged ESTHER MARQUES of Rialto in the 3,000 meter run (10:33.2 to 10:36.6). Esther doubled back for second place in the 5km Road Walk (28:48.2).

High jumpers DEANNE WILSON (5-6), Los Angeles TC's SANDY GOLDSBERRY (5-6) and La Jolla TC's CINDY GILBERT (5-4) continued their interminable battles, finishing in that order. Cindy's teammate KARIN SMITH tossed the javelin 158-3, while the Long Beach TC's DEBBIE BROWN spun the discus 130-3 and tossed the 4kg Shot 40-9 $\frac{1}{4}$ . In the latter event Debbie had to work for her medal, edging CATHY DEVINE (40-9) and MELODY ROSE (40-4  $\frac{3}{4}$ ). Age-group results follow:

<b>Girls 14-17</b>	<b>800 meter Run</b>	Virginia Oliver, IMM 4-10
	Patty Cape, LBC 2:17.1	Jan Pickets, SBC 4-10
	Joyce Anderson LAJ 2:18.8	
	Karen Hurlocker IM 2:21.8	
<b>100 meter Dash</b>	Shelley Lewis, LA 2:22.7	
Mary Buchanan, LJ 12.0	<b>1500 meter Run</b>	
Roberta Fore, LA 12.1	Kathy Jewell, LBC 4:47.5	
Cheryl Short, SCC 12.2	Sam Nielson, SBC 5:03.1	
Sabrina Strawder SCC 12.4	Te Tevis, SBC 5:03.7	
<b>200m (flts-max w 2.4mps)</b>	<b>5000 meter Road Walk</b>	
Vicki Raborn, LBC 25.5	Sue Brodlock, RRR 29:18.8	
Roberta Fore, LA 26.1	Sonia Gerth, RRR 30:10.6	
Yolanda Rich, LAJ tie 26.1	Valerie VerdunSC 32:01.2	
Clydine Crowder, IMM 26.2	<b>80 yd Hur (wind 0.4mps)</b>	
Taimi Crowell, LS 26.3	Janice Lester, 10.5hw 10.7	
Judy Johnson, LBC tie 26.3	Clydine Crowder, IMM 10.9	
Edna Drew, LJ tie 26.3	MaryLee Erickson, SC 11.2	
<b>400 meter Dash (flights)</b>	Kathy Fore, LA 11.2	
T. San Agustin, LBC 56.5	<b>High Jump</b>	
Yolanda Rich, LAJ 57.3	Jan Dill, LA 5-2	
Mary Stirewalt, OC 58.6	Jenny Walt, LBC 5-0	
Carol Burkland, IMM 59.2	J. Teteak, SBC 5-0	
Joyce Anderson, LAJ 59.4		

**Girls 12-13**

<b>100 yard Dash</b>	<b>880 yard Run</b>	Sharon Laughlin, RRR 4-10
Tina Roberson (11.2h) 11.3	Kathie Mintie IMM 2:27.1	Gail Pharris, Lomita 4-10
Jennifer Edmonds, Ox 11.8	Pam Penn, SCC 2:29.9	Bryn Mayne, LJ 4-8
Kia Savage, LJ 11.9	Ferri Barrett, LJ 2:31.0	
Regina Johnson, MVS 11.9	<b>One mile Run</b>	
V. Thompson (12.0h) 12.1	Becky Wolfinger 5:14.1	
Jill Wealand (11.9h)	Doreen Assumma RRR 5:17.3	
<b>220 yard Dash (flights)</b>	Ann Dandoy, Lomita 5:26.0	
Tina Roberson, LAJ 26.4	Julie Emley, SCC 5:31.4	
Jennifer Edmonds, Ox 26.5	Heather McNair, LJ 5:35.0	
Dianne Holder, LBC 26.6	Laurie Jewell, LBC 5:35.0	
Lori Hagerty, SCC 26.7	Marie Albert, RRR 5:35.9	
Melinda Peterson LBC 26.8	<b>50 yard Hurdles (30in)</b>	
Jill Wealand, SCC 27.0	Effie Jordan, RRR 7.3	
Nancy Pool, LJ 27.3	Cathy Clarke, LJ 7.3	
Diane Rodriguez, IMM 27.4	Melinda Peterson, LBC 7.5	
Carrie Long, IMM 27.4	Bryn Mayne, LJ 7.6	
<b>440 yard Dash (flights)</b>	<b>Two mile Road Walk</b>	
Dianne Holder, LBC 59.1	Dayna Gerth, RRR 18:30.0	
Carrie Long, IMM 60.4	Jaydee Folkens 19:30.2	
Julie Lake, LS 60.9	Tami Furgeson SCC 20:04.8	
Beth Howell, LJ 61.2	Sherril Emanuel 21:22.2	
Erin Daly, OC 61.9	Lynn Fox, ParPacer 22:00.0	
Effie Jordan, RRR 62.1	Callie Banning LBC 22:58.0	
Sharon Greenberg, OC 62.7	<b>High Jump</b>	
Kathy Thomas, MM 62.7	Signe Johnson, IMM 5-3	
Alice Gast, LBC 62.9	Cathy Clarke, LJ 5-2	
Michele Leonard, LAJ 63.0	Chris Remmling, LJ 5-0	
Teresa Caudillo, LBC 63.0		

**Girls 10-11**

<b>100 yard Dash</b>	<b>220 yard Dash (flights)</b>	<b>440 yard Dash (flights)</b>
Maret Burks, LBC 12.1	Cynthia Tyler, MM 27.4	Marsha Erickson, SCC 65.3
Carroll Young, LAJ 12.2	Carroll Young, LAJ 28.1	Ella Rich, LAJ 66.5
Jackie McMullan, SCC 12.6	Kelly Raborn, LBC 28.7	Marianna Pond, LBC 68.3
Vicki Almeida, IMM 12.7	Dale Keough, OC 28.8	Jody Bowen, LS 69.4
Sherrie Robertson 12.8	Marsha Erickson, SCC 29.1	Wendy Nelson, LS 69.5

<b>660 yard Run (flights)</b>	Laura Katzer, LBC 5:41.2	Teri Beamish, IMM 14-2
Kati Ross, ParPac 1:51.6	Michele Waters, SC 5:44.0	
Josephine Riley RRR 1:52.1	Jill Linebarger, SC 5:45.2	<b>Shot Put (6 pound)</b>
Paulette Verdun SC 1:53.0	Charm Bishop, SCC 5:49.9	Lori Thomas, CCS 27-10 $\frac{1}{2}$
Corrine Nunez, RRR 1:53.5	<b>High Jump</b>	J. McCardell, Oxn 27-5
Julie Draise, LJ 1:55.2	Juanita Barnett, RRR 4-10	Vickie Baker, SCC 26-9 $\frac{1}{2}$
<b>880 yard Run (flights)</b>	Molly Kellogg, SBC 4-4	Margie Smith, MM 24-5
Dale Keough, OC 2:27.9	Terri Smith, LBC 4-0	Vickie Jones, SCC 24-2 $\frac{1}{2}$
Chris Stoiloff, LA 2:27.9	Charm Bishop, SCC tie 4-0	Juanita Barnett 24-1
Maggie Knickrehm 2:33.9	Kelly Hoban, Lom tie 4-0	<b>Baseball Throw</b>
Penny Bridges, RRR 2:36.9	<b>Long Jump</b>	Marianna Pond, LBC 173-3
Sheri Webster, SCC 2:37.4	Chris Tomasic, LBC 14-11 $\frac{1}{2}$	J. McCardell, Oxn 166-2
<b>One mile Run (flights)</b>	Tracy Prince, LS 14-10 $\frac{1}{2}$	Charm Bishop, SCC 165-5
LaDonna Phillips 5:28.1	Vicki Almeida, IMM 14-10 $\frac{1}{2}$	Vicki Baker, SCC 160-3
Donna Sanchez, RRR 5:36.4	Pam Fowler, Lom 14-3 $\frac{1}{2}$	Laurie Koustik, SC 147-0
		Becky Howell, LJ 145-9

**Girls 9 & Under**

<b>100 yard Dash</b>	<b>440 yard Dash (flights)</b>	<b>High Jump</b>
Patricia McFall, OC 12.7	Tracy Hughes, OC 72.6	Lisa Peters, SCC 4-1
Joyce Bowie, SBC 13.0	Lisa Peters, SCC 72.6	Rena Wright, Lomita 3-8
Tracy Hanlon, LBC 13.5	Melba Norris, MM 73.1	Sandy Stime, SCC 3-6
R. Williams, (13.3h) 13.6	Patricia McFall, OC 73.1	Nomi Bradbury, RRR tie 3-3
M. Rosemond (13.6h) 13.7	Nomi Bradbury, RRR 75.2	Doris Weber, SBC tie 3-3
Susie Ray, OC (13.6h) 14.0	Tanya Dawkins, LAJ 75.5	<b>Long Jump</b>
Sheila Baker, SC (13.6h)		Joyce Bowie, SBC 13-5 $\frac{1}{2}$
Tanya Dawkins (13.8h)		Tracy Hanlon, LBC 11-9 $\frac{1}{2}$
<b>220 yard Dash (flights)</b>		Danielle Mojica, SC 2:00.0
Pat McFall, OC 30.5		Raeni Keough, OC 2:01.2
Tina Scott, SCC 31.4	<b>880 yard Run</b>	
Susie Ray, OC 31.8	Mari Gibbs, LS 2:35.8	
Tracy Hughes, OC 32.5	Heidi Kuykendall 2:46.9	
Miriam Rosemond, Ox 32.5	Tami Darr 2:54.3	
Tanya Dawkins, LAJ 32.6	Kristy Wilson, LBC 2:56.9	
	Carla Flemming, LJ 2:57.7	

**NEW MEXICO AAU GIRLS AGE GROUP CHAMPIONSHIPS**  
ALBUQUERQUE, New Mexico - June 3

The cinders of Milne Stadium didn't yield many fast sprint times on this windless, 94° day, but field event and distance marks were generally good. Closest race of the day was the girls 9-under 880 yard run. Most interesting individual performances were the javelin toss of TERRY BLOG in the 12-13 division and the 2:32.5 half-mile by 10 year-old LISA GILLILAND. CINDY ASHBY and LUCILLE JONES had good high altitude times in the 14-17 half-mile and mile, respectively. Top results:

**Girls 9 & Under** 100-Jeanette Thornton 14.3, Carol Neld 14.5; 220-Teddi White (Duke City Dashers) 31.7, Thornton 32.9; 440-White 71.3, Becky Smetana (DCD) 75.0, Brenda Averill (DCD) 76.2; 880-Lisa Matthews (DCD) 2:50, Therese Dorwart (DCD) 2:52.5, Lenora Hrivnak (DCD) 2:52.5, Nicole Earing 2:52.6; **HJ**-Earing 3-11, Smetana 3-9, Neld 3-7, Dorwart 3-7, Averill 3-6, La Donna O'Mori; **LJ**-Loretta Brockhoff 10-8 $\frac{1}{2}$ ; **BBT**-Cindy Goodwin 109-5.

**Girls 10-11** 100-Tana Meadows (DCD) 12.8, Rhonda Adams 13.2; 220-Meadows 28.3, Debbie Griego (DCD) 29.9; 440-Vicki Secrest (Albuquerque OC) 68.6, Tracy Brown (AOC) 70.0; 880-Lisa Gilliland, age 10 (DCD) 2:32.5, Tracy Bear (DCD) 2:35.2, Linda Rettinger 2:37.5, Diana Schneider (DCD) 2:38.4; **Mile**-Cheryl Lopez (DCD) 5:51.4, Beth Day (DCD) 5:55.6; **HJ**-Cynthia Cooper (DCD) 4-5, Griego 4-2; **LJ**-Griego 14-2 $\frac{1}{2}$ ; **#SP**-Jal Washington 22-0; **BBT**-Gretta Nunley 137-8.

**Girls 12-13** 100-Kathy Ward (AOC) 12.1 & 12.0h, Debbie Haycraft 12.2, Denise Bailey 12.3 & 12.2h; 220-Ward 26.8, Christine Brockhoff 27.3, Donna Argo 27.6; 440-Donna Argo (AOC) 61.3, Joyce Whelchel (AOC) 63.3, Stephanie McDade (DCD) 64.0; 880-Tena Miranda (AOC) 2:24.2, Amy Lucero (DCD) 2:24.4; **Mile**-Jeane West (AOC) 5:29.3, Kathy Slattery (AOC) 5:38.8, Cynthia Lackey (DCD) 5:39.6; **50H**(30 in)-Carrie Hudiburgh (DCD) 8.2; **HJ**-Anne Gilliland (DCD) 4-5; **LJ**-Nanette Wales (AOC) 15-6 $\frac{1}{2}$ , Christine Brockhoff 14-10; **#SP**-Robin Madlock 32-1 $\frac{1}{2}$ ; **1kgDT**-Terry Blog (AOC) 62-4; **JT**-Blog 104-9, Debbie Leeper (DCD) 83-5, Madlock 78-1.

**Girls 14-17** 100-Alice Watson (DCD) 11.6, Spider Baker (AOC) 11.6; 220-Susan Vigil (DCD) 26.1 & 25.9h; 440-Linda Stecker (DCD) 58.4, Becky Hall (AOC) 61.8; 880-Cindy Ashby (AOC) 2:18.9, Sally Balderston (DCD) 2:25.7; **Mile**-Lucille Jones (AOC) 5:14.5; **80H**(30in)-Spider Baker 10.9; **HJ**-Kathy Hart (DCD) 5-0, Katie Solon (AOC) 4-10; **LJ**-Karen Boardman (AOC) 16-8 $\frac{1}{2}$ , Dinie Norero (DCD) 16-5, Lisa Gibbs (AOC) 16-3 $\frac{1}{2}$ ; **4kgSP**-Nora Carter (AOC) 33-11, Laurie Gilliland (DCD) 33-11, Tammy Cordes, age 14 (AOC) 33-6; **1kgDT**-Cordes 99-9; **JT**-Celeste Wilkinson 106-6

**OHIO AAU DECATHLON & PENTATHLON CHAMPIONSHIPS**

DAYTON, Ohio - June 24-25 - from STEVE PRICE

Two high schoolers, both members of the Kettering Striders, exceeded 5000 points in this state meet. TOM SHISLER recorded a score of 5385, while teammate MIKE FIELDS totaled 5179. They finished sixth and eighth, respectively, in open (Men's) competition. Among the top girls pentathlon scores were:

Brenda Meese, age 18 (Beavercreek Pacers) 3733, Teri Seippel, age 14 (Kettering Striders) 3481, Marie Henry, age 16 (KS) 3438, Kathy Tripp, age 16 (BP) 3249.



**ALLEGHENY MOUNTAIN AAU GIRLS AGE GROUP CHAMPIONSHIPS**  
DORMONT, Pennsylvania - June 10 - from JOHN HARWICK

Mount Lebanon Track Club, which has been dominant in this area for the last few years, got unexpected opposition from the girls of the host Dormont Boosters Track Club and several other teams in this District Championship meet.

The best performances occurred in the 10-11 division, especially in the sprints and high jump. TOP RESULTS:

Girls 9 & Under 50-Parrish (Y-Spikettes) 7.3, Clark(Latrobe) 7.6; 100-Parrish 14.4; 220-Parrish 33.6; 440-Gilkeson (Dormont Booster TC) 80.9; 660-Wallace (Mt Lebanon TC) 2:11; HJ/LJ-Currie (Lat) 3-7/11-11; BBT-Hall (Lat) 91-9.

Girls 10-11 50-Mobley (Bidwell) 6.6; 100-Kovalik (Greensburg) 12.6; 220-Harvey (YS) 30.5; 440-Kovalik 65.5, Wallace (ML) 68.9; 660-Tate (ML) 1:53.3, Brajdic (DB) 1:54.9; 880-Neurohr (Gr) 2:47.6; HJ-Bloomfield (ML) 4-6, Dvorak (Burgettstown TC) 3-11, Jones (Pa Striders) 3-11; LJ-Feeney (DB) 13-0; 6#SP-Trumick (PS) 23-3½, Torrero (Lat) 21-3½; BBT-Crapis(ML) 171-10, Trumick 152-2

Girls 12-13 50-Miller (YS) 6.8; 100/220-Morris (PS) 12.4/28.7; 440-Loftis (ML) 67.0; 880-Todd (Tri-State TC) 2:34.3; Mile-Gough (ML) 5:42.5; 50H-Palmer (TS) 7.8, Felton (Gr) 8.3; HJ-McNicoll (TS) 4-4; LJ-Williams (TS) 15-0 6#SP-Cobbet (DB) 26-2½; 1kgDT-Thomas (DB) 72-3; BBT-Truscheil (CATC) 178-10.

**ARIZONA AAU GIRLS PENTATHLON & TRIATHLON CHAMPIONSHIPS**  
PHOENIX, Arizona - June 8 - from SUE HUMPHREY

A total of 76 competitors completed the all-around test of versatility. Cool breezes and the fast all-weather facilities of Phoenix College enabled the age group girls to turn in some fine total scores (using 1972 scoring tables), and even more impressive single performances.

DAWN FREEMAN capped a solid season of high jumping in the 9-under Division by bounding 4-5½ in her favorite pit. No one, girl or boy, has a higher recorded jump at such an early age. Teammate VICKI MURRAY also used outstanding high jumping to best the opposition in the 10-11 group. PAM SECCHIARI came from behind in the last two events to cop the 12-13 division, in which there was an abundance of excellent hurdling. RESULTS and SCORE:

Girls 9 & Under Triathlon	HJ	BBT	100m	Score
Dawn Freeman (Valley of the Sun TC) ....	4-5½	96-7½	15.1	1081
Debra Ebens (Valley of the Sun TC) ....	3-4½	135-4	15.9	719
Debbie Belleavoine (Pear's Peaches) ....	3-6½	71-0	14.9	697
Olga Garcia (Pear's Peaches) .....	3-6½	81-5	15.5	663
Laura Nida (Valley of the Sun TC) .....	3-4½	88-4	15.5	604

Girls 10-11 Triathlon	HJ	6#SP	100m	Score
Vicki Murray (Valley of the Sun TC) ....	4-9½	22-11½	14.2	1459
Roxanne Keating (Phoenix Chaparrals) ....	4-3½	22-3½	14.2	1334
Leslie King (Phoenix Chaparrals) .....	3-11½	21-4½	13.9	1201
Wendi Anderson (Phoenix Chaparrals) ....	3-11½	18-6½	13.9	1125
Cynthia Cooke (Creighton TC) .....	4-3½	17-11½	14.8	1116
Kim Cloute (Scottsdale TC) .....	3-11½	19-0½	14.4	1068
Kim Crookston (Scottsdale TC) .....	3-11½	22-2	15.1	1051

Girls 12-13 Pentathlon	50H	6#SP	HJ	LJ	200m	Score
Pam Secchiari (Scot TC) .....	8.1	28-0½	4-0½	15-9½	27.5	2883
Jeannie Custer (CF TC) .....	7.9	23-4½	4-2½	14-11½	28.6	2744
Nina Keating (Phx Chap) .....	7.8	25-9½	4-4½	13-11	29.8	2732
Becky Reidy .....	9.1	29-6	4-2½	14-6	27.5	2704
Renee Van Natta (Phx Chap) ..	7.8	24-2½	4-0½	14-9	29.5	2643
Monique Donithan (VOS TC) ...	9.0	19-8	4-10½	14-4½	29.5	2617
Phyllis Trim (Pear's Pch) ....	8.5	26-0	3-10½	15-6½	29.0	2572
Christy Seohurn (Scot TC) ...	8.8	21-9	4-2½	15-2	29.0	2530
Diane Elston (Scot TC) .....	8.0	27-7	4-0½	12-10	29.7	2514

**SPECIAL AGE GROUP EVENTS - AAU WOMENS "JUNIOR" CHAMPIONSHIPS**  
POPLAR BLUFF, Missouri - June 24 - from SAM GIAMBELLUCA

Some top fields produced fine girls competition in the younger age divisions. JEAN and JOAN SULLIVAN were particularly impressive in the 10-11 group, each turning in excellent marks in the events they participated. SUSAN HACKETT's 5-2 high jump led the 12-13 events, but two Detroit Strider sprinters, ISABELLE HARDFORD and BERNADINE GIVENS, won hard fought races in very good times. RESULTS:

Girls 10-11 100 (-3.89mph wind)-Jean Sullivan (Colorado Pacers) 12.4, Sheryl Schmal (Palos Hills TC) 12.7, Kippi Austin (Delaplaine TC) 12.8; 440-Joan Sullivan (CP) 64.6; 880-Vicki Murray (Valley of the Sun TC) 2:36.3, C.Schmal (PH) 2:46.9, Alberta Ancrum, age 10 (Forest Houses GTC) 2:48.8; LJ-Jean Sullivan 15-5½, Joan Sullivan 14-6, Murray 14-3½.

Girls 12-13 100 (+1.87mph wind)-Isabelle Hardford (Detroit Striders) 11.8, Bernadine Givens (DS) 11.8, Liz Wilmoth (Toledo RR) 12.3; 440-Givens 60.0, Susan Hackett (LF) 60.1, Lisa Thomas (CP) 61.5; 880-Dena Modica (PH) 2:27.3, Mary Barela (CP) 2:27.7, Cinda Morrow (Ozark TC) 2:29.4; 50H (-6.07mph wind)-Wilmoth 7.9, Debra Schuette (SEMO TC) 8.1, Barela 8.5; HJ-Hackett 5-2, Monique Donithan (VOS) 4-8, Thomas 4-4.

Boys 10-11 100 (+0.54mph wind)-Trent Trumbo (Fayetteville) 13.0, Kurt DiCiro (SEMO) 13.2, Gary Davis (Little Rock) 13.4; 440-Mark Ross (LR) 68.0, Davis 70.0 880-Jay Adams (LR) 2:47.8, David Ream (Fol) 2:51.9; LJ-John Roberts (SEMO) 13-4½, Ream 13-2½, Randy Persons (SEMO) 13-1½.

**SOUTHERN PACIFIC AAU BOYS AGE GROUP MEET**

HUNTINGTON BEACH, California - July 8 - from JOANNA GORNER

Visitors from the Denver All-Stars and young DAVID RODIGO of the San Juan Sriders (Sacramento, California) enlivened the 9-under proceedings but the outstanding marks were turned in by DARYL BROWN, 14, of the local Las Virgenes Track Club. Brown streaked to a 10.0/22.6 in two of many outstanding sprint marks during the day.

Besides Rodigo, the All-Star duo of VINCENT MILLER and ARNEL LEWIS had the top marks in the youngest division; ADRIAN JONES of the Lancers TC outdueled ALAN AIKEN in the 10-11 dashes, as CARL JONES nosed out MICHAEL O'NEAL in the 440 of the same division; DERRICK FORD and STEVE RIGGINS battled to a narrow - and fast - finish in the 14-15 quarter. Unfortunately, the lack of wind information makes many of these marks suspect. Additional highlights were provided by the hurdling/long jumping of RANDY McFALL and the middle distance running of ROBERT ANGEL of the host Huntington Beach Boys Club. TOP RESULTS:

Boys 9 & Under	440 yard Dash	High Jump
100 yard Dash	Arnel Lewis, DAS 69.0	Craig Echevarrieta, VV 4-1½
Vincent Miller, DAS 13.0	Bryan White, DAS 71.7	Joseph Lileikis 4-1½
Eric Williams, WP 13.2	Michael Hobbs 74.0	Andrew Pickers 3-3
David Rodigo, SJS 13.3	Vincent Miller, DAS 74.1	Mark Shepard 3-3
Bryan White, DAS tie 13.3	880 yard Run	Long Jump
220 yard Dash	Michael Hobbs 2:44.8	David Rodigo, SJS 12-8½
Arnel Lewis, DAS 30.7	Raymond Cook, WVP 2:50.0	Joseph Lileikis 12-6½
Vincent Miller, DAS 30.7	Joseph Lileikis 2:51.1	Brett Henry, JrS 12-2
David Rodigo, SJS 31.0	Mark Shepard, VV 2:51.2	John Verdun, VV 11-1½
Eric Williams, WP 31.2		

Boys 10-11	440 yard Dash	High Jump
100 yard Dash	Michael O'Neal, DAS 62.7	Chris McPherson, HB 4-1
Adrian Jones, Lan 11.7	Chris Turner, DAS 66.9	Chris Rietveld 4-1
Alan Aiken, LAJ 11.7	880 yard Run	Long Jump
Brian Edrington, WVP 12.0	Mike O'Neal, DAS 2:32.9	John Garner 13-11½
Daryl Lawler, LAJ tie 12.6	Glenn Potts 2:32.9	David Oliva 13-10½
Bryan Boos, VV tie 12.6	Chris Turner, DAS 2:34.2	Chris Rietveld 13-9½
220 yard Dash	Roger Phillips, VV 2:36.2	Adrian Jones, Lan 13-8½
Adrian Jones, Lan 26.9	One mile Run	Shot Put (6 pound)
Alan Aiken, LAJ 27.0	Kevin O'Brien 5:49.9	John Garner 28-6½
Brian Edrington, WVP 28.8	David Daly 5:53.7	Pat Downey, HB 28-4½
Carl Jones, LAJ 28.8	Doug Murphy, VV 6:06.0	Mike Kennedy, Lan 27-1
440 yard Dash	High Jump	Bryan Boos, VV 26-9½
Carl Jones, LAJ 62.7	Glenn Potts 4-7	

Boys 12-13	440 yard Dash	High Jump
100 yard Dash	James Walker, DAS 60.4	70 yd Hurdles (30 inch)
Ozzie Blackwell, VV 11.0	Manual Gonzales tie 60.4	Randy McFall, HB 10.2
Dave Thorson, VV 11.3	Ken Shields, DAS 60.7	Pat Michael 10.6
Leon Smith, Aur 11.7	880 yard Run	Willie Curran 10.7
220 yard Dash	Bill Hobbs, HB 2:16.8	Long Jump
Ozzie Blackwell, VV 24.9	James Walker, DAS 2:18.5	Randy McFall, HB 17-11½
Kenneth Lawler, LAJ 25.7	Manuel Gonzales 2:18.5	Ken Shields, DAS 17-6
David Thorson, VV 25.7	Mike Gifford, HB 2:27.2	Dave Thorson, VV 17-5½
440 yard Dash	Two mile Run	Shot Put (8 pound)
Brian Martin, DAS 59.2	Doug Moore, VV 11:28.2	John Harper 48-5½
Kenneth Lawler, LAJ 59.4	Matthew Rauch 11:31.0	Larry Hall, HB 42-2
500 yard Dash	John Sullivan, VV 11:34.0	Mike Aguilar, VV 40-6

Mile-Forrest Metcalf (Huntington Beach BC) 5:04.3, Brian Stephenson (Valley Vikings) 5:11.9, John Arrusco 5:26.3, Craig LaCroix 5:29.5; HJ-Larry Hall(HB) 5-1

Boys 14-15	220 yard Dash	880 yard Run
100 yard Dash	Darryl Brown, LV 22.6	Gerald Zuniga, DAS 55.1
Darryl Brown, LV 10.0	Clarence Pasley 23.3	Mike Granville, WP 55.8
Gerald Zuniga, DAS 10.2	Derrick Ford, LAJ 23.7	880 yard Run
James Perry 10.4	440 yard Dash	Robert Angel, HB 2:07.1
Derrick Ford, LAJ 10.4	Derrick Ford, LAJ 52.4	Barry Jernigan 2:07.2
	Steve Riggins 52.5	Fred Springe, Cal 2:08.9
		Dan Repasky 2:08.9

Mile-Howard Keeley 4:52.5, Jon Van Sluyters (WVP) 4:58.0; 2 Mile-Robert Angel 9:50.2; 120H-Craig Feola 16.6, Alonzo Blackwell (VV) 16.6; 180H-Marvin Adams 21.9, Blackwell 21.9; HJ-Feola 5-8; LJ-Ken McClinton (Denver All-Stars) 21-10½; FV-Tim Vahlstrom (California TC) 12-0, Lance Weinrich 11-6, Keith Adams 11-0, Jeff Horwith 11-0; 10#SP-Curtis Yarbrough 51-3.

Boys 16-17 120HH-David Powell 14.8; HJ/PV-Hubert Black 6-2/14-6.

**METROPOLITAN ASSOCIATION AAU GIRLS DEVELOPMENT MEET**

QUEENS, New York - from HUGO PRUTER

Girls from seven teams turned out to Victory Field in fair and windless weather. Unfortunately, the performances were limited by the relatively slow cinder track. A notable experiment was the running of 80 yard hurdles for girls 12-13.

The top performance may have been the good half-mile by 10 year-old ALBERTA ANCRUM. The efforts of two fifteen year-olds led the way in the open division: DENISE HAMPTON (New York PAL) won two sprints at 11.8 and 26.6 and CRYSTAL BAYNE was also a double winner, including the long jump at 15-7½. RESULTS:

Girls 9 & Under	100-Chevelle Hartridge (Mercury Striders) 14.8; 220-Melva Horsey (MS) 34.5; LJ-Toya Williams, age 8 (New York PAL) 10-11½.
Girls 10-11 100-Nnendi Aroh (Atoms TC) 13.6 & 13.2h; 220-Aroh 29.6; 440-Theresa Capers (Forest Houses GTC) 72.6; 880-Alberta Ancrum, age 10 (FH) 2:46.0 LJ-Darlene Moultrie, age 10 (PAL) 13-1.	
Girls 12-13 100-Kim Moore, age 12 (PAL) 12.5; 220-Theresa Clayton, age 12 (PAL) 29.6; 440-Moore 68.3; 80yH (30in)-Febe Aroh, age 12 (PAL) 13.1, Audrey Edwards age 12 (PAL) 14.3; LJ-Robin Sutter, age 12 (PAL) 13-5½, Edwards 13-5.	

SOUTHERN PACIFIC BOYS JUNIOR OLYMPIC CHAMPIONSHIPS

WALNUT, California - July 15 - from DAVE CASPER

The Junior Olympics has been poorly developed in southern California until recently. Without a doubt, this meet was the most competitive of its kind ever held in the area. Nearly every event was closely contested to four, five or even six places. Top race was probably the 14-15 hundred yard dash. GEORGE SMITH of the Los Angeles Jets, edged DARRYL BROWN (age 14) of Las Virgenes TC and MIKE SMITH of Wilson Park TC in Compton. The latter's 10.1 was good for only third place on this renowned Mt San Antonio College track. Smith returned with an excellent quarter, while Brown scorched a 22.3 half-lap, one of the top times ever for such an age.

ADRIAN JONES of the Lancers TC sped to top ranking 10-11 sprint marks, besting strong fields in both short dashes. KENNY ROBERTS blazed a fast 440 in the 12-13 class. Contenders for regional and national JO honors in the older divisions include CURTIS BECK in the middle distances, EUGENE BERNARD in the high jump and HUBERT BLACK in the pole vault. Results:

<u>Boys 9 &amp; Under</u>	<u>440 yard Dash</u>	Steve Justice, HB 73.4	Mark Shepard, VV 75.4	John Verdum, VV 75.4	Doug Murphy, VV 75.9	Eric Barnes, GK 78.0
<u>100 yard Dash</u>	Eric Williams, WP 13.1	Curt Spraggins, WP 13.4	Adam Laine, VV 13.6			
<u>220 yard Dash</u>	Eric Williams, WP 30.0	Troy McGraw, VV 31.6	Tim Jackson, WP 31.7			

<u>Boys 10-11</u>	<u>880 yard Run</u>	Craig LaCroix, VV 2:28.8	Glenn Potts 2:30.1	Kirk Springe 2:40.0	Dan Bauer, HB 2:40.7	Danny O'Brien, WVP 2:43.0
<u>100 yard Dash</u>	Adrian Jones, Lan 11.6	Alan Aiken, LAJ 12.1	Brian Edrington, WVP 12.3			
<u>220 yard Dash</u>	Adrian Jones, Lan 26.7	Alan Aiken, LAJ 27.3	Brian Edrington, WVP 27.3	Carl Jones, LAJ 27.4	Jack DeMello 27.6	
<u>440 yard Dash</u>	Alan Aiken, LAJ 63.3	Carl Jones, LAJ 64.2	Mark Benson, Aur 65.8	Glen Potts 66.4		

<u>Boys 12-13</u>	<u>880 yard Run</u>	Kenny Roberts, HB 2:10.9	Steve Berry, VV 2:11.7	Bill Hobbs, HB 2:12.9	Man. Gonzalez, LAJ 2:18.1	Tim Ball, WVP 2:18.4	Kevin Hall 2:20.5
<u>100 yard Dash</u>	Ozzie Blackwell, VV 11.1	Ken Lawler, LAJ 11.3	David Thorsen, VV 11.4	Leon Smith, Aur 11.5			
<u>220 yard Dash</u>	Ozzie Blackwell, VV 24.5	Ken Lawler, LAJ 25.0	Leon Smith, Aur 25.6	Willie Blanton, Aur 26.0	Michael Tracy 26.1		
<u>440 yard Dash</u>	Kenny Roberts, HB 56.4	Bill Hobbs, HB 59.2	Craig Cunningham 60.5				

<u>Boys 14-15</u>	Derrick Ford, LAJ 23.0	Mike Smith, WP 23.0	Clarence Pasley, LAJ 23.1	James Perry, LAJ 23.5
<u>100 yard Dash</u>	George Smith, LAJ 10.0	Darryl Brown, LV 10.1	Mike Smith, WP 10.1	
<u>220 yard Dash</u>	Darryl Brown, LV 22.3			

2 Mile-Robert Angel (HB) 10:00.2, David Bernstein 10:11.0; 1200H(39in)-Craig Feola 16.1, Alonzo Blackwell (VV) 16.8; 180LH(30in)-Marvin Adams (Ian) 22.0; HJ-Ken Connor 6-2, Feola 5-10, Don Cavanaugh (VV) 5-8; LJ-Alan Smith (Redlands) 19-6½; 12SP-J.Dimwiddle (VV) 48-1½.

Boys 16-17 100/220-Wendell Tyler 10.0/22.7; 880-Curtis Beck 1:57.8; Mile-Beck 4:19.1, Dave Hernandez 4:19.3; 2 Mile-Bob Kryczko (VV) 9:32.9; HJ-Eugene Bernard (VV) 6-7, Steve LaRusch (Glendale Kiwanis) 6-4; 1200H/180LH-Willie Shellmire (LAJ) 14.8/19.9; PV-Hubert Black (LAJ) 15-0.

METROPOLITAN AAU GIRLS AGE GROUP CHAMPIONSHIPS

QUEENS, New York - July 23 - from HUGO PRUTER

New York Police Athletic League girls dominated this Championship meet for the third straight year, but got some good competition from eight other teams. Suffolk Athletic Club and the Long Island Golden Spikes (formerly Valley Stream Comets) provided the major opposition. Since the weather was very hot and only slight breezes added relief, marks were, for the most part, undistinguished. However, the relatively slow Victory Field cinders did yield outstanding marks to 12 year-olds KIM MOORE in the 100 and FEBE AROH in the 50 yard low hurdles as well as to 11 year-olds SUSAN SHUR in the sprints and JUANITA WILLIAMS in the long jump.

Under the direction of RAMONA MASSEY, the Metropolitan Association offered age-group girls competition in the one mile walk, 10-11 mile run and 12-13 shot put for the first time. Leading results:

Girls 9 & Under 50-Toya Williams (New York PAL) 7.4, Melva Horsey (Mercury Striders) 7.9, Karen Jefferson (PAL) 7.2h; 100m(!)-Jefferson 14.6, Chevelle Hartridge (MS) 15.7; 200m-Jefferson 32.8, Hartridge 35.4; 440-Diane Demelly (Suffolk AC) 82.6; LJ-Demnelly 10-10½, Williams 10-7, Raenette Fields (Philadelphia Clippers) 10-4; SBT-Ramona Massey (PAL) 74-11½; 4x110Re-PAL 70.3

Girls 10-11 50-Valerie Watson (PC) 6.5, Nnemdi Aroh (Atoms TC) 6.6, Gloria Glover (PAL) 6.9 & 6.7h, Shela Buggs (PAL) 6.9; 100y-Susan Shur (Long Island Golden Spikes, formerly Valley Stream Comets) 11.9, Aroh 12.2; 220y-Watson 28.9, Shur 29.3; 440-Juanita Williams (PAL) 68.7, Theresa Capers (Forest Houses GTC) 70.7; 880-Alberta Ancrum (FH) 3:02.0; Mile-Maureen Dunn (LIGS) 6:10.0, Linda Kizale (SAC) 6:17.1; Mile Walk-Karen Spear (SAC) 11:58.1; LJ-Williams 15-0, Darlene Moultrie (PAL) 13-0½, Joy Roenbuck (SAC) 13-0; SBT-Nancy McSherry (SAC) 74-11½; 4x110Re-PAL 62.2

Girls 12-13 50-Beverly Hill (PAL) 6.4, Estelle Perry (PAL) 6.6; 100y-Kim Moore (PAL) 11.6 & 11.5h, Kathy Bohn (Long Island Spartans) 11.8, Pat McQueen (LIGS) 12.1, Hill 12.0h, Karen Bond (PAL) 12.2h; 220y-Moore 27.1 (rolling start), Perry 28.6 (rs); 440-Ruth Merrick (PAL) 65.7; 880-Donna Roenbuck (SAC) 2:56.6; Mile-Rhonda Ross (SAC) 5:51.2; Mile Walk-Liz Soper (SAC) 10:42.2 50H(30in)-Febe Aroh (PAL) 8.0; HJ-Ruth Merrick (PAL) 4-1; IJ-Bohn 14-0½; 8SP-Linda Davis (LIS) 23-7; 4x110Re-PAL 56.0

ARKANSAS BOYS & GIRLS JUNIOR OLYMPICS

CONWAY, Arkansas - July 1 - from JIM AUSTIN

Athletes from Glenview took the most awards, but ANTHONY WRIGHT of Sherman Park was the individual standout in the state JO meet at Arkansas State University. Anthony sped to three nice sprint wins in the Boys 9 & Under Division. WAYNE LOVING, showed his versatility in the 12-13 group with a fine triple in the 100, 880 and long jump, including an outstanding mark in the latter event. Other good jumpers included WAYNE HARSHAW in the Boys 16-17 and KIPPI AUSTIN in the Girls 10-11 Divisions. Other top results included:

Boys 9 & Under 50-Anthony Wright (Sherman Park) 7.1, Randy Hindman (Sylvan Hills) 7.4; 75-Wright 9.2; 100-Wright 12.7; 220-Greg Clay (SP) 33.1; 440-Clay 84.4; 660-Bill Conway (No Little Rock) 2:06.0; HJ-Mike Roberts (Jonesboro) 3-2; LJ-Kurt Peters (NLR) 12-7, Conway 11-3½, Rodney Hansen (Jo) 10-10½; TJ-Conway 17-1½, Hansen 16-6½; BBT-Tim Fielder (Hoxie) 111-9.

Boys 10-11 50-Victor Bonds (Glenview) 6.9; 75-Grant (SP) 9.5; 100-Wayne Stewart (GI) 13.4; 220-Stewart 28.8, Grant 29.0; 440-Mark Ross (Little Rock YMCA) 66.6, Brad Cook (LRY) 67.0, Jay Trumbo (Payetteville) 67.4; 660-Jay Adams (LRY) 1:50.2, Ross 1:50.7; HJ-Willie Harris (GI) 4-4, Jody Joplin (Jo) 4-2; LJ-Bonds 14-4½, Bernardi Johnson (GI) 14-3½, Scott Smith (Hox) 13-11½; TJ-Jeff Fielder (Hox) 29-0½, Wayne Prater (Hox) 27-1; BBT-Harris 163-6, Smith 162-6.

Boys 12-13 100-Wayne Loving (Des Arc) 12.0; 220-Anthony Worthon (GI) 27.1; 440-Worthington (GI) 61.7, Rodney Belknap (LRY) 62.7, Curtis Clay (SP) 62.8; 880-Loving 2:16.1; 10LH-Robert McCollum (Russellville) 9.4, Terry Wicker (Hox) 10.4; HJ-Wicker 5-2; LJ-Loving 19-3½; PV-Dennis Sisson (DA) 7-4; TJ-Ricky Stewart (DA) 30-0½; SP-George Adkins (LRY) 32-8½; BBT-Jackie Stewart (DA) 244-11.

Boys 14-15 100-John Bunch (Elkins) 11.2; 220-Bunch 24.6; Mile-Fred Mullen (Ozark) 5:08.1; LJ-Mike Thrower (M'boro) 20-2½; TJ-Thrower 40-5½; HJ-Gerald Fielder (Hox) 5-4, Randy Adams (Hox) 5-4; PV-Terry Prim (Jo) 10-8, Terry McMidon (DA) 10-8; SP-Jerry Davis (M'boro) 43-6½; DT-Davis 123-2.

Boys 16-17 HJ-Wayne Harshaw (DA) 6-4½, Frank McClure (Malvern) 6-4½; LJ-Harshaw 22-2; SP-T.J.Humphreys (Pine Bluff) 53-4½.

Girls 9 & Under 50-Jerelyn Magnes (GI) 7.6; 100-Tina Sisk (GI) 15.0; 220-Grant (GI) 34.4; 440-Linda Graddy (Hox) 79.5; 660-Graddy 2:14.4; HJ-Gaye Ragsdell (Delaplaine) 3-2; BBT-Dorby Stalnaker (Sylvan Hills) 107-11.

Girls 10-11 50-Idda Lary (GI) 7.0; 100-Kippi Austin (Del) 12.4; 220-Karen Sisk (GI) 28.3; 440-Urain Mangrum (Del) 69.8; 660-Lisa Mensie (GI) 1:58.0; LJ-Austin 14-7½; HJ-Belinda Ragsdell (Del) 3-10; BBT-Lisa Hindman (SH) 107-0.

Girls 12-13 50-Rose Adkinson (Hox) 6.6; 220-Dickson (SP) 28.7; 50H(30in)-Adkinson 9.0; HJ-Jeanette Johnson (Maynard) 4-3; LJ-Johnson 13-6½.

Girls 14-15 80LH/HJ/LJ-Diana Kay Jones (Mal) 12.5/4-6/16-6½.

Girls 16-17 100/220/80LH-Beth Haizlip (Parkin) 11.8/26.3/12.8; 440-Barbara Schaffer (Stuttgart) 60.6

SOUTH SUBURBAN BOYS & GIRLS AGE GROUP "INVITATIONAL"

LITTLETON, Colorado

For the boys 11 years and younger it was one of the best age group meets ever held in the Rockies. Six high jumpers over 4-4 and five sprinters at 12.3 or better in the 100 for boys 10-11, shows the improving quality among the boys of Colorado, Wyoming and New Mexico who participated. The large turnout from ten teams congregated for the full program at the cinders of Sheridan High School in Littleton.

Showing outstanding individual versatility were SCOTT HOWE of Colorado Springs in the 14-15 jumps and hurdles; T.WELTON of the Jeffco Jets in the girls 10-11 sprints and high jumps; and P. DAVIS in the girls 9 & under division. The latter, representing the host South Suburban Track Club, recorded one of the longest baseball throws in the history of her division. Top results included:

<u>Bantam Boys (9 &amp; Under)</u>	<u>220 yard Dash</u>	B.Bruce, DenFlyers 2:45.0
	A.Lewis, DAS 29.9	J.Smith, SoSub TC 2:45.4
	B.White, DAS 30.0	<u>High Jump</u>
<u>50 yard Dash</u>	V.Miller, DAS 31.4	P.Loundagin, P S 3-4
B.White, Denver A-S 7.0	R.Burton, P S 31.9	C.Frazier, CheyenneTC 3-3
K.Huston, D All-Star 7.0	A.Brousky, JeffcoTC 32.9	D.Smith, Albuquerque 3-2
J.Compton, Poison Sp 7.0	<u>880 yard Run</u>	D.Kobs, Cent Colts 3-2
M.Stockham, CenColts 7.1	K.Baber, Chey'neTC 2:56.3	J.Perry, DenFlyers 3-2
R.Burton, P Spiders 7.1	T.Shaffer, Jeffco 3:00.6	<u>Long Jump</u>
<u>75 yard Dash</u>	S.Kannenber, Jef 3:04.9	J.Maki, So Sub TC 12-10
B.White, DAS 10.1	S.Blakeman, SoSub 3:05.9	P.Loundagin, P S 12- 4½
M.Stockham, C C 10.2	<u>440 yard Walk</u>	S.Brouse, Jeffco 12- 2½
V.Miller, DAS 10.2	D.Smith, Alb'que 2:30.0	R.Burton, P S 11-10½
K.Huston, DAS 10.2	L.Jackson, D Flyer 2:41.0	J.Banich, Jeffco 11-10
A.Lewis, DAS 10.2		

<u>Midget Boys (10-11)</u>	V.White, D F 29.5	D.Vanceylon, C C 2:29.0
	C.McDaniels, D F 29.5	T.Luchau, Jeffco 2:29.5
<u>75 yard Dash</u>	<u>440 yard Dash</u>	<u>High Jump</u>
K.Busmire, So Sub TC 9.7	M.O'Neal, DAS 65.8	J.Mullen, So Sub TC 4-6
A.Campbell, DAS 9.7	D.Wedde, Alb'que 67.2	D.White, D Flyers tie 4-5
E.Dudley, Cent Colts 9.7	D.Christensen, DAS 67.3	T.Linton, Jeffco tie 4-5
V.White, DAS 9.8	N.Tarleton, D F 68.3	C.Lawrence, D F tie 4-4
<u>100 yard Dash</u>	D.Acker, Jeffco TC 68.5	T.Stoner, P Spiders tie 4-4
D.Thornton 11.9	<u>880 yard Run</u>	B.Dillon, So Sub TC tie 4-4
E.Dudley, CentColts 12.2	D.Wedde, Alb'que 2:30.0	<u>Long Jump</u>
A.Campbell, DAS 12.3	M.O'Neal, DAS 2:32.8	J.Mullen, So SubTC 14-3½
V.White, DAS 12.3	S.Kinney, Jeffco 2:40.5	T.Godwin, So SubTC 13-3½
C.McDaniels, D F 12.3	B.Dillon, So Sub 2:46.3	T.Linton, JeffcoTC 13-2½

<u>Junior Boys (12-13)</u>	100-K.Hall (Denver Flyers) 11.3;	220-Hall 26.1, B.Morton (Denver All-Stars) 26.5, R.Easterly (Albuquerque) 26.6, B.Bonner (DF) 26.8; 440-K.Shields (DAS) 59.0, Morton 59.6; 880-B.Lowe (DF) 2:16.3, S.Shepard 2:18.0, J.Walker (DAS) 2:20.6, J.Avila (Alb) 2:24.9, B.Cheney (Poison Spiders) 2:25.1; Mile-S.Sinclair (Cheyenne TC) 5:34.8, J.Smoot (Jefferson County TC) 5:35.4; 70H (30in)-S.Haggerty (JfcoTC) 11.3, M.Schildknecht (JfcoTC) 11.4; Mile Walk-S.Penland 9:43; HJ-T.Treece (DF) 5-5, V.Bailey (Alb) 5-5; LJ-K.Cerise (Chey) 18-3½; TJ-Shields 34-11½, B.Lowe (DF) 32-10, K.Baker (DF) 32-1½; PV-J.Nelson (Jeffco Jets) 7-6; 8#SP-D.Boomhower (Chey) 37-1, Avila 33-10, Bailey 33-7.
----------------------------	----------------------------------	---

Intermediate Boys (14-15) 100-M.Williams (Alb) 10.7; 220-K.McClendon (DAS) 23.3; 440-G.Zuniga (DAS) 54.2, G.Dupuch (DF) 55.2; 880-W.Russell (So Suburban TC) 2:15.1; Mile-J.Sinclair (JfcoTC) 5:01.8, E.Bundy (Chey) 5:05.6; 2Mile-R.Garcia (Alb) 11:21.9; 120HH (39in)-S.Hove (Cheyenne Mountain TC) 16.8; MileWalk 9:57.2; HJ-R.Spataro (CM) 5-9; PV-Howe 11-0; LJ-Howe 20-8, McClendon 20-6½; TJ-McClendon 42-4½, K.Rogers 39-0½, G.Howard (Centennial Colts) 38-5½, M.Fleming (DF) 38-4½; 12#SP-J.Peterson (JfcoTC) 39-3; DT-M.Webb (SS) 122-0, M.Cerise 116-3

Bantam Girls (9 & Under) 100-D.Jones (DF) 13.9, D.Claunch (PS) 14.2; 220-Jones 32.3; 440-C.Jones (DF) 78.0; HJ-A.Ault (JfcoTC) 3-10; LJ-P.Davis (SS) 12-2, Claunch 11-11½; BBT-Davis 152-6, C.Ault 131-2, Claunch 123-4.

Midget Girls (10-11) 100-T.Welton (JJ) 12.6; 220-A.Wright (DF) 30.6; 440-Welton (JJ) 65.8; 880-J.Lammers (PS) 2:56.1; HJ-Welton 4-4, K.Kobs (CC) tied with J.Fleming at 4-2; LJ-J.Miller (DF) 13-0½.

Junior Girls (12-13) 100-M.Johnson (DAS) 11.4, C.Sunderland (CM) 11.6, D.Shields (DAS) 11.7, L.Engdahl (JJ) 11.9; 220-M.Joson (DAS) 26.5, Engdahl 27.0, Shields 27.2; 440-Johnson 65.4; 880-McFarland 2:41.0; Mile-P.Young 5:56.4; HJ-H.Cerise (CM) 5-0, D.Watson (DF) 4-8; LJ-J.Cerise (CM) 16-7; 6#SP-P.Young 29-1½; lkgDT-B.Lough (SS) 87-8, Young 74-8½.

Intermediate Girls (14-17) 100-D.Green (JJ) 11.7; 220-D.Baker (CM) 26.6; 440-C.Jacobs (JJ) 65.1; Mile-J.Frommer (JJ) 5:33.4; HJ-C.Hancock (JJ) 4-10; 8#SP-J.Wright (DAS) 35-10½, R.Burkholder (JJ) 34-8½; lkgDT-Wright 104-3.

RANDALLSTOWN JAYCEES BOYS & GIRLS MEET

RANDALLSTOWN, Maryland

Good jump marks highlighted a boys and girls age-group meet hosted by the new Randallstown Optimist track team. While the Optimists dominated the boys' divisions, the Gazelles and Edge combe Circle Track Club took the majority of the girls events. But Edward C. Waters scored the best overall. Top mark was the 6-1 high jump of G. BABYLON from the S & H Track Club in the 14-15 Division, while KEITH BROWN of Waters had a nice triple in the 12-13 group, sprinting 11.2/24.4 and long jumping 16-7. JOHN SELLMAN of the hosts long jumped 19-7½ in the 14-15 class.

NORTH COLLEGE HILL vs MOUND TRACK CLUB BOYS & GIRLS DUAL MEET

MIAMISBURG, Ohio - June 18 - from MARK BECKER

If you can't find a meet some weekend, organize your own. That is what the age-group teams in south-central Ohio do, with interesting results. In this meet, North College Hill TC took the girls 9-under and 12-13 divisions, but Mound TC dominated the rest. Outstanding individual performance was by CRAIG RUHKAMP in the 10-11 shot put, but there were many other good field event marks as well. Best results:

<u>Boys 9 &amp; Under</u>	100m/220-E.Clawson (M) 15.5/34.5; 660-M.McCraken (NCH) 2:04.0
<u>Boys 10-11</u>	100m/220/HJ-R.Snodgrass (M) 13.7/31.5/4-2; 440/LJ-D.Loy (M) 72.1/12-1; 880-D.Huxel (NCH) 2:52.4; 6#SP-C.Ruhkamp (M) 31-11, J.Weekley (M) 25-10
<u>Boys 12-13</u>	220/8#SP-J.Householder (M) 26.9/34-6; lkgDT-R.McCrossen (M) 72-6.
<u>Boys 14-15</u>	100m/220-J.Dugan (M) 12.0/26.2; 880/Mile-C.Brock (NCH) 2:19.9/5:07.3; 8#SP-P.Weaver (M) 53-1½, S.Ramsey 47-9; 1.6kgtDT-Ramsey 126-0.
<u>Girls 9 &amp; Under</u>	100m/LJ-J.Chance (M) 15.2/11-4; 660/LJ-J.Wood (NCH) 2:07.7/11-0
<u>Girls 12-13</u>	100m/220/440-S.Huxel (NCH) 13.8/30.3/67.2; lkgDT-L.Wilson (M) 82-8
<u>Girls 14-17</u>	100m-Donna Izor (M) 12.8; HJ-L.Maurer (M) 4-10; LJ-B.Bolden (M) 15-2½

ALLEGHENY MOUNTAIN JUNIOR OLYMPIC RACE WALKS

MT LEBANON, Pennsylvania - June 25, July 2, 9

This series saw one individual dominate each age division in good times at Mellon Junior HS track. BARRY HARWICK was especially in the swing in the 16-17 Division, walking 7:34.8 (mile), 24:51.8 (3-mile) and 53:13.0 (6-mile). Barry's Mt Lebanon TC teammate GEOFF RHODES led the 14-15 class with 8:34.0 for a mile and 17:11.6 for two, but DON GANASSI took the 3-mile in 28:44.8. Burgettstown TC walkers dominated the other divisions as TIM HAVELKA won three events in the 12-13 class, MIKE RENCHEK took three in the 10-11 group (including a 9:38 mile) and MARK MARSHALL took two in the 9 & under (10:31.0 mile).

INDIANA GIRLS JUNIOR OLYMPICS

FORT WAYNE, Indiana - July 15 - from PETE JONES

Though the competition was thin in spots and rain hampered the athletes, some good performances were turned in by the girls in this Association JO meet. Best race, from a competitive standpoint was the 12-13 hurdles, which was won by JANICE TATUM (who had earlier in the year clocked a 7.2). Otherwise, top class high jumpers JEAN BALTZ and CONNIE DORSEY turned in good marks in their specialty (Connie was recovered from a recent injury) and MONIQUE OPIOLA turned in her best half-mile time of the year. Top results:

<u>Girls 9 &amp; Under</u>	50/100-Linda Elder (Warrick TC) 7.2/13.7; 220/LJ-Renee Spade, age 5 (Ft Wayne PAL) 34.1/8-1½.
<u>Girls 10-11</u>	50-Susie Holston (Terre Haute TC) 6.7, D.Chambliss (South Bond TC) 7.1; 100-Holston 12.7, J.Jarrett 13.0; 220-Holston 29.5; 440-E.Dixon (TH) 70.6; 6#SP-P.Jones 18-6½; LJ-M.Jarrett 12-3½.
<u>Girls 12-13</u>	100-T.Walker (Mayor Hatcher YF) 11.9, C.Price (Elkhart TC) 12.1, N.Crockett (MH) 12.3; 220-Walker 26.9, Price 27.3, Crockett 27.7; 440-L.Shaffer (FW) 65.6, L.Brimm 66.4; 880-F.Baker (Lawrence TC) 2:32.5, J.Torrey 2:33.8; 50LH-J.Tatum (Law) 7.9, L.Baker (Law) 8:10; HJ-S.Miller 4-6; LJ-C.Buanno (FW) 12-8½; lkgDT-L.Foss 53-5.
<u>Girls 14-15</u>	100-F.Cherry (MH) 11.4, B.Piotrkowski (Law) 11.7; 220-C.Cherry (MH) 25.6, Piotrkowski 25.8, Cherri DeHaven (FW) 25.9, C.Hubbard (TH) 26.0; 440-DeHaven 57.2, B.Amstutz 61.1; 880-C.Brown (FW) 2:25.2, T.Hoover 2:27.7; 80LH-Cathy Gibbs (Law) 11.0; HJ-Jean Baltz 5-2, C.Eastridge (Elk) 4-10; LJ-Baistridge 15-5; lkgDT-A.Luther (FW) 72-1.
<u>Girls 16-17</u>	100-Debbie Clay (MH) 11.3; 220-Veronica Williams (MH) 25.4; 880-Monique Opiola (TH) 2:16.6; HJ-Connie Dorsey (TH) 5-4; LJ-A.Egenolf (TH) 17-7

**SOUTHERN PACIFIC AAU BOYS AGE GROUP CHAMPIONSHIPS**

WALNUT, California - July 29 - from JOANNA GORNER

On a windless afternoon at the famed composition track of Mt San Antonio College, fourteen year-old DARYL BROWN ran the second fastest sprint double on record for one of his age. The Las Virgenes Track Club speedster equalled the fastest on record for 100 yards (9.9) and returned to record a 22.1 furlong around a curve. He was pushed to these marks by DERRICK FORD of the LA Jets, who also ran a fine quarter. Otherwise, the pole vaulting of TIM VAHLSTROM and HUBERT BLACK was tops, as well as a fine mile by HOWARD KEELEY in the 14-15,s. Results:

<b>Boys 9 &amp; Under</b>		<b>440 yard Dash</b>		
100 yard Dash	Drew Stevens, 74.5	Drew Stevens	3-11	
Curt Spragins, WP 13.5	John Verdun, VV 74.9	Kyle Hall	3- 6	
Arnell Mitchell, Aur 13.9	Mark Shepard, VV 78.4	A. Vickers	3- 4	
John Primmer, Aur 14.2		Mike Water, VV	tie 3- 4	
<b>220 yard Dash</b>		<b>880 yard Run</b>		
Eric Williams, WP 29.9	Mike Assumma, RRR 2:45.7	Long Jump		
Tim Jackson, WP 31.2	Ray Cook, WVP 2:51.8	Brett Henry, JrS 12- 8½		
Curt Spragins, WP 31.5	Mark Shepard, VV 2:53.4	John Verdun, VV 11-10		
Al Williams, Aur 31.6		Arnell Mitchell 11- 9½		
	<b>High Jump</b>	Todd Henry, JrS 11- 8		
	Craig Etchevarieta 4- 0			
		Frank Assumma, RRR 5:31.4		
<b>Boys 10-11</b>	<b>440 yard Dash</b>	Craig Lutz, Glen 6:00.0		
100 yard Dash	Carl Jones, LAJ 64.5	<b>High Jump</b>		
Brian Edrington, WVP 11.8	Mark Benson, Aur 66.9	J. Jacoby, VC 4-6		
Daryl Lawler, LAJ 12.2	Chris Ritvelt, Gl 67.0	Goober Yates 4-3		
John Garner, VV 12.6		Ray Mueller, VV 4-3		
	<b>880 yard Run</b>	<b>Shot Put (6 pound)</b>		
220 yard Dash	Dennis Banks, WP 2:37.5	David Erue, VC 35- 2		
Carl Jones, LAJ 27.1	Roger Phillips, VV 2:38.5	John Garner, VV 31- 1		
O.J. Waddell, JrS 27.2	Dan Bauer, HB 2:45.0	Bryan Boos, VV 30- 1½		
Brian Edrington, WVP 27.3		Pat Downey, HB 26-11½		
	<b>One mile Run</b>			
	Chuck Assumma, RRR 5:18.1			

<b>Boys 12-13</b>		<b>440 yard Dash</b>		
100 yard Dash	Ken Lawler, LAJ 10.9	Fred Markle, PP 60.2	Paul Vickers, NVB 10.6	
Leon Smith, Aur 11.2	Mike Aguilar, VV 60.6	Mike Aguilar, VV 60.6	Bob Etchevarieta VV 10.7	
Kelvin Shelton, LAJ 11.6	Mathew Jones 60.6	Mathew Jones 60.6		
	Ron Jordan, LAJ 60.8	Ron Jordan, LAJ 60.8		
220 yard Dash	Ken Lawler, LAJ 25.4	<b>70 yd Hurdles (30 inch)</b>	<b>Shot Put (8 pound)</b>	
Leon Smith, Aur 26.3	Randy McFall, HB 10.3	Randy McFall, HB 10.3	John Harper 45-10	
Jerry Bennett, Aur 27.0	Vincent Brock, Red 10.5	Vincent Brock, Red 10.5	Mike Aguilar, VV 42- 4½	
			Larry Hall, HB 42- 3	
880-Steve Berry (Valley Vikings) 2:17.9, Ron Jordan (Los Angeles Jets) 2:28.2; Mile-Berry 5:09.9, Craig LaCroix (VV) 5:35.4; 2 Mile-Brian Stephenson (VV) 10:54.9, John Sullivan (VV) 11:53.9; HJ-Brock (Redlands) 5-5, Hall (Huntington Beach BC) 5-1; LJ-Brock 18-5, McFall 17-8½; JT(600gr)-Mike Aguilar, age 12, 126-6, Craig Anderson (VV) 89-5½; PV-Mike Earnest (VV) 9-6.				

<b>Boys 14-15</b>		<b>220 yard Dash</b>		
100 yard Dash	Daryl Brown, LV 22.1	Daryl Brown, LV 22.1	Vernon Fergerson WJ 54.6	
Daryl Brown (LA), LV 9.9	Derrick Ford, LAJ 23.0	Derrick Ford, LAJ 23.0	Vernell Fergerson WJ 55.0	
Derrick Ford, LAJ 10.1	Ozzie Blackwell, VV 24.0	Ozzie Blackwell, VV 24.0	<b>Pole Vault</b>	
Brian Theriot 10.3			Jim Vahlstrom, Cal 13-0	
Ozzie Blackwell, VV 10.5	<b>440 yard Dash</b>	Keith Adams, LAJ 12-6	Greg Armstead, LAJ 11-6	
	Derrick Ford, LAJ 52.4	Greg Armstead, LAJ 11-6		
880-Fred Springe (California TC) 2:15.6; Mile-Howard Keeley 4:25.6; 120HH (39in)-Craig Feola 16.3, Al Blackwell (VV) 16.4; 180LH(30in)-Feola 22.1; HJ-Feola 5-10; LJ-Bob Spitzwarners (VV) 20-1½; 12#SP-Jeff Dill (Red) 45-11½.				

Boys 16-17 100/220-Wendell Tyler (LAJ) 10.1/22.8; Mile-Terry Dunn (VV) 4:18.4 180LH-Kevin Steinshover (Glendale) 19.7; HJ-Eugene Bernard (VV) 6-2; LJ-Jeff McCool (VV) 21-9½; 12#SP-Bruce Brooks (Aurora C) 55-2; PV-Hubert Black (LAJ) 14-6, Al Sandoval 13-4, Matt Wagner (VV) 13-4, Tim Elus (VV) 13-0.

**CANUSA GAMES**

BREWER, Maine - July 29 - from PETER KENNEY

No, a CANUSA is not a new form of wild animal. These annual Games are sponsored by the Recreation Departments of Coverdale, New Brunswick, Canada and Brewer, USA, which is just across the border. Close to 300 youngsters and adults participated in the three day series of events, which includes not only track & field, but also volleyball, softball and frisbee throwing (!) for men and women, boys and girls. Also included are a parade of athletes, the CANUSA Ball and a culminating awards ceremony. This year Brewer got revenge for last year's defeat in overall scores. Some track results:

Boys 6-7	50-Chris Petty(C) 9.0; HJ-Byron Scott(U) 2-10; LJ-Tod LaPointe(U) 8-½
Boys 8-9	50/LJ/HJ-Tom Glaster (U) 7.9/3-4/11-4
Boys 10-11	100/HJ-Doug Farnham (U) 14.2/4-0; SBT-Dan Smith (U) 149-0.
Boys 12-13	50/220/HJ/LJ-Eric Graham (C) 6.9/28.0/4-7/13-3
Boys 14-15	100/220/440-John Leeming (U) 11.2/25.9/60.0; LJ-Bill Horr (M) 17-8
Boys 16-18	100/220-Jack Ross (US) 10.6/24.0; 440/880-Ted Duffy(U) 55.6/2:17.5
Girls 6-7	50/LJ-Sharon Mills (C) 9.0/7-1.
Girls 8-9	50-Mary Jo Murphy (U) 8.2; LJ-Susan Collings (C) 10-0.
Girls 10-11	50-Lynn Dainard(C) 7.2; HJ-Kim Tennant (C) 3-10.
Girls 12-13	50-Cindy Hyslop(C) 7.3; HJ-Peggy VanPuersem (U) 4-0.
Girls 14-15	50LH-Tammy Steeves (C) 9.6; LJ-Bonnie Robichaud (U) 14-0.
Girls 16-18	50/100/220/50LH/LJ-Jo Ann Stewart (C) 6.6/12.0/28.3/7.4/15-5.

**INLAND EMPIRE BOYS JUNIOR OLYMPICS**

SPOKANE, Washington - June 10 - from NATHAN BUNDY

Despite intermittent rains, numerous outstanding marks were recorded in this championship meet. The lack of strong winds, reasonable 60° temperatures, and the all-weather track at Spokane Falls Community College helped middle distance runners especially. In the Bantam Division, one-tenth of a second separated the first four places, but DOUG STARKEY recorded a fine time in a runaway half-mile win. KELLY WALTERS led the Midget (10-11) Division with two wins, the one mile run and one mile walk. His walk time was superb. In the Intermediate (14-15) group, MIKE ALLEN turned a nice quarter (and also won the high jump over a very strong field) while LYNN WEITZ broke the ten-minute "barrier" in the two-mile.

Some very good field event marks were recorded, in addition to Allen's mark. JIM NEWTON uncorked a 38-10 effort with the six pound shot in the 10-11 division. KYLE JONES had a fine triple in the 12-13,s. It is doubtful that any area in the U.S. runs a more complete program for its age-groupers than the Inland Empire area of western Washington and northern Idaho. Such events as the walks, pole vault, triple jump and hurdles have more depth here than almost anywhere. Results:

**Bantam Boys (9 & Under)** 50-Jeff Whitmyre (Tri Cities) 6.9, Greg Pangborn (Spokane) 7.1, Kirk Moore (TC) 7.3; 75-Whitmyre (TC) 10.2, Steve Pelleur (Spo) 10.3; 100-Pelleur 13.8, David Klock (Wenatchee) 13.9, Whitmyre 13.9; 220-Pangborn 30.8, Klock 31.1, Roy Ziegler (TC) 31.8; 440-James Klarich (Granger) 74.5, Tim McGinnis (TC) 74.5, Jeff Wisley (Wen) 74.6, Russ Hafner (TC) 74.6; 660-Todd Schader (Pasco) 2:11.2; 880-Doug Starkey (Spo) 2:41.5, Ziegler 3:04.6; 440Walk-Mike Mataya (Wen) 2:59.2, Mark Donais(Spo) 2:59.3, John Schutz 2:59.4; MileWalk-David Kester(Spo) 11:50.8, Tom Walsh (Spo) 11:51.1; HJ-Jack Schnellbach (Toppenish) 3-10½, Jimmy Parker (Top) 3-7, Scott Schroeder(Wen) 3-4 LJ-Doug Starkey (Spo) 12-0, Hafner 11-3; STLJ-Fred Hernandez (Granger) 6-½; BBT-Jeff Wright (Yakima) 162-7, Jeff Speer (Yak) 159-5, Willsey 148-10.

**Midget Boys (10-11)** 50-Randy Spacek (Cheney) 6.9, Ron Washut (Wen) 6.9, Ron Forgye (Top) 6.9; 75-Spacek 10.0, Washut 10.0; 100-Forgye 13.0, Vic Wallace (Spo) 13.0; 220-Spacek 29.2, Frank Mataya (Wen) 29.7; 440-Gerry Holman (Yak) 66.2, Bob Tovar (Wapato) 66.6, Rick Bates (Ch) 67.5; 660-Bob Simons (TC) 1:50.8, Ricky Marshall (Yak) 1:50.8; 880-Rick Bently (TC) 2:34.8, Doug Benge (Spo) 2:40.9, Jeff Farnell (Colville) 2:41.0; Mile-Kelly Walters (Spo) 5:26.5, Jay Schreiber (TC) 5:43.3, Walt Meyers (Post Falls, Ida) 5:45.2; 440Walk-Jeff Fisher (Spo) 2:22.0; 880Walk-Greg Hack (Spo) 4:33.4; MileWalk-Walters 8:45.4; HJ-Neal Brown (Bickleton) 4-6, Don Sandberg (Yak) 4-5, Mataya 4-4; LJ-Potter 13-2½; STLJ-David Swartout (Ephrata) 7-6; TJ-Brown 30-1½, Potter 29-5, John Derington (Spo) 28-3½, Joe Langford (TC) 27-6; 6#SP-Jim Newton (TC) 38-10, Bob Tovar (Wap) 33-9½, Richard Attridge (Okanagan) 31-1; BBT-Ron Clawson 202-2

**Junior Boys (12-13)** 75-Eric Timm (Harrington) 9.0, Greg Hansen (TC) 9.1; 100-Tim Gamache (Moxee) 11.2, Craig Adams (Spo) 11.2, Rick Stetner (Quincy) 11.3; 220-Stetner 25.7, Gamache 25.8, Tim McNamee (Elk) 26.6; 440-Steve Johnson(Spo) 57.2, Brian Young (PF) 58.2, Conrad (Yak) 58.3; 660-Bob Bundy (Spo) 1:35.8, Scott Andrews (Ch) 1:36.2, Jeff Kold (TC) 1:37.5; 880-Joe DeLeon (Mox) 2:18.1, Pete Tormey (Spo) 2:19.2, Doug Moomaw (Omak) 2:21.6; Mile-Bob Snoich(Ok) 5:06.3 Jay Bendewald (Mead) 5:08.2, Ivory (Granger) 5:11.4; 70LH-Adams 10.0, Mike Erland (Yak) 10.1, Eric Corbin (Ok) 10.4; 880Walk-Bill Jefferson (Spo) 5:10.4; MileWalk-Phil Ragland (Spo) 8:43.0, Pat Dhaenens (Spo) 9:28.5; 2MileWalk-Keith Ferguson (Spo) 22:51.0; HJ-McNamee 5-2, Terry Ellis (Twisp) 5-1; LJ-Randy Bolog (Wap) 17-10½, Kyle Jones (Spo) 17-9; TJ-Jones 38-10½, Conrad 35-10; PV-Brad Ness (Sunnyside) 10-3, Gavin Hagen (Grangeville, Ida) 8-6, Russ Redinger (Col) 8-6, John Larrinaga (Orofino, Ida) 8-6; 8#SP-Jones 44-2½, Nolan Defiesta (Wap) 44-1, Gary Humphrey (Spo) 44-0½, Rick Johnson (PF) 40-7, Moomaw 39-11.

**Intermediate Boys (14-15)** 100-Larry Hunt (Spo) 10.3; 220-Hunt 23.8, John Wunderlich (Spo) 23.8; 440-Mike Allen (Wen) 51.5, Martin Midland (Grvle) 52.3, Craig Faire (Freeman) 54.3; 880-Arne Seim (Spo) 2:05.4, Kurt Snyder (Ch) 2:05.6 Frank Dick (Northport) 2:05.6; Mile-Tim Riley (Spo) 4:33.1, David Sanderson (Yak) 4:34.4, Kurt Snyder (Ch) 4:45.0; TwoMile-Lynn Weitz (Spo) 9:59.6, Jerry Greenman (Col) 10:22.3; 120HH-Rick Linehan (Su) 17.4; 120LH-Mark McCary (TC) 14.5; MileW/2MileW-Ted Staples (Spo) 8:48.6/19:42.8; HJ-Allen 6-0, Ed Mann (Spo) 5-10, Mike McNeal (Ch) 5-9; PV-Harold Kelly (Yak) 11-6, Randy Gaston (Spo) 11-0, Randy Heidenrach (LaCrosse) 11-0, Jeff Wilson (TC) 11-0; LJ-Tom McCullough (Yak) 20-3; TJ-Jon Lehman (Spo) 39-10½, Hunt 39-8, Dennis Davenport (Col) 39-2½, McCullough 38-10½; 12#SP-Bill Smith (Spo) 46-1½, Guy Nasato (Spo) 43-5½; DT-Randy Olson (Cl) 130-6, Dave Stenzel (Pullman) 128-3.

**Senior Boys (16-17)** LJ-Del Speear (Ch) 22-6; PV-Kurt Steinheiser (Spo) 13-0; DT-Steve Hauenstein (Rearden) 159-9; JT-Don Tulin (Colfax) 191-3.

**SOUTHERN PACIFIC AAU GIRLS AGE GROUP CHAMPIONSHIPS**  
 IRVINE, California - June 4 - from BOB SEAMAN

In former years, the 12-13 division has usually been the strongest in this most competitive of age-group track areas. But lately the 9 & youngers have been taking the play away from the "veterans". When a 440 in 75.3 or a baseball throw of 117-8 will only get a sixth place in a district meet, you know things are getting tough amongst the "tykes". The long jumping of JOYCE BOWIE and half-miling MARI GIBBS was unparalleled, but the versatility of LISA PETERS, JUNE WINTERMUTE or SUSIE RAY would have stolen the show anywhere else. In the 10-11 division, the sprinting of RHONDA JORDAN and some fine duels in the distance runs were highlights. 2:35 and 5:35 would have gotten you sixth place in the 880 and mile, while winners CHRIS STOILOFF and LaDONNA PHILLIPS were forced to top-flight performances.

Twelve-thirteen competition was graced by the all-around efforts of EFFIE JORDAN, the sprinting of TINA ROBERSON and JENNIFER EDMONDS, the fine mile walk of DAYNA GERTH and the weight double of ALEXIS LETTINGTON. From a team standpoint, such old-time "powerhouses" as the Long Beach Comets, Southern California Cheetahs, Lakewood Spartans, Rialto Roadrunners and La Mirada Meteors are being challenged (and in some cases already surpassed) by such growing outfits as the Orange Coast Girls TC, Santa Barbara County Girls TC, Valley Conference Track-for-Youth as well as the Los Angeles and West Vernon Jets. This district meet took place at the University of California all-weather track under sunny skies, with occasional mild to strong breezes. Final results:

**Girls 9 & Under**

**100 yard Dash**  
 Joyce Bowie, SBC 12.7  
 Tracy Hanlon, LBC 13.0  
 Susie Ray, OC 13.0  
 Elaine McKenna, VC 13.4  
 Tanya Dawkins, LAJ 13.4

**220 yard Dash**  
 Jennie Townsend, VC 30.3  
 Susie Ray, OC 30.5  
 Tanya Dawkins, LAJ 30.9  
 Tracy Hanlon, LBC 30.9  
 Tina Scott, SCC 31.3

**440 yard Dash**  
 Lisa Peters, SCC 68.9  
 Jennie Townsend, VC 71.2

**Girls 10-11**

**100 yard Dash**  
 Rhonda Jordan, VWJ 12.0  
 Maret Burks, LBC 12.0  
 Carroll Young, LAJ 12.2  
 J. Hill, VWJ 12.3  
 Mildred Burge, VWJ 12.4  
 Y. Brown, VWJ 12.6

**220 yard Dash**  
 Rhonda Jordan, VWJ 27.2  
 Carroll Young, LAJ 28.1  
 Maret Burks, LBC 28.1  
 Sharon Dill, LS 28.7  
 Cynthia Johnson, VWJ 28.7  
 Sharon Kennedy, OC 28.8

**440 yard Dash**  
 Ella Rich, LAJ 65.7  
 Kelly Raborn, LBC 66.1  
 Cynthia Huback, VC 66.1  
 LaJoy Hibbert, VWJ 66.9  
 Regis Waters, SCC 67.3

**Girls 12-13**

**100 yard Dash**  
 Tina Roberson, LAJ 11.2  
 Jennifer Edmonds, Ox 11.5  
 Jill Weeland, SCC 11.7  
 Chris Smallwood, Int 11.8  
 T. Hopkins, LAJ 11.8  
 Linda McQuarrie, LBC 11.8

**220 yard Dash**  
 Jennifer Edmonds, Ox 26.5  
 Mary Decker 26.8  
 Jill Weeland, SCC 26.9  
 Karen Stone, SCC 27.2  
 Tina Roberson, LAJ 27.3  
 Effie Jordan, RRR 27.3

**440 yard Dash**  
 Julie Lake, LS 60.7  
 Carrie Long, IMM 61.1  
 Effie Jordan, RRR 61.7  
 Teresa Caudillo, LBC 62.3  
 Veronica Allen, Ojai 62.4  
 Susan Moreno, LS 62.6

**880 yard Run**  
 Lynn Hollins, RRR 2:23.6  
 Dale Keough, OC 2:27.1

Tracey Hughes, OC 71.6  
 Tanya Dawkins, LAJ 73.6  
 Andrea Kosick, LBC 74.0

**660 yard Run**  
 June Wintermute, SC 1:59.1  
 Tami Darr 2:01.1  
 Danielle Mojica, SC 2:01.8  
 Toddra Mattier, RRR 2:02.7  
 Raeni Keough, OC 2:03.5

**880 yard Run**  
 Mari Gibbs, LS 2:34.5  
 Heidi Kuykendall 2:41.1  
 Kristy Wilson, LBC 2:47.8  
 Shelly Kaplan, VC 2:48.3  
 Tracy Waterbury, OC 2:53.2

**High Jump**  
 Lisa Peters, SCC 4-1 1/2

**Girls 10-11**

Mariena Pond, LBC 68.0

**880 yard Run**  
 Chris Stoiloff, LA 2:25.1  
 Maggie Knickrehm 2:28.0  
 Penny Bridges, RRR 2:32.1  
 Sharon Dill, LS 2:33.4  
 Sheri Webster, SCC 2:35.5

**One mile Run**  
 LaDonna Phillips 5:23.9  
 Susie Sanchez, RRR 5:25.7  
 Julie Franks, SCC 5:28.6  
 Michele Waters, SCC 5:30.8  
 Donna Sanchez, RRR 5:31.2  
 Corrine Sanchez, RRR 5:35.3

**High Jump**  
 Molly Kellogg, SBC 4-4  
 Rhonda Jackson, Ox 4-2  
 Kelly Hogan, Lomita 4-2  
 Karen Galardi, Lom 4-0  
 Charm Bishop, SCC 4-0

**Girls 12-13**

Perri Barrett, Lom 2:31.4  
 Lauri Littenberg 2:31.9

**One mile Run**  
 Mary Decker 5:08.2  
 Kathy Mintie, IMM 5:20.1  
 Anne Dandoy, Lom 5:22.4  
 Pam Penn, SCC 5:26.8  
 Julie Emley, SCC 5:28.1  
 Marsha Pierce, IMM 5:32.8

**One mile Walk**  
 Dayna Gerth, RRR 8:29.6  
 Jaydee Folkins 9:15.3  
 Tami Ferguson, SCC 9:25.4  
 Shari Emanuelson 9:42.4  
 Becky Gomez, RRR 9:57.2

**50 yard Hurdles**  
 Effie Jordan, RRR 7.5  
 Claire Toomay, SCC 7.9  
 Anita Shoemaker, SCC 8.0

**High Jump**  
 Signe Johnson, IMM 5-0  
 Sharon Laughlin, RRR 4-10  
 Gail Pharris, Lom 4-10  
 Juanita Barnett, RRR 4-10  
 Laurie Carman, SBC 4-8

Rena Wright, Lomita 3-6  
 Nomi Bradbury, RRR 3-6  
 Laurie Stevens, VC 3-4

**Long Jump**  
 Joyce Bowie, SBC 15- 1 1/2  
 Sandy Stime, SCC 13- 4 1/2  
 Tracy Hanlon, LBC 12-10 1/2  
 Mari Gibbs, LS 12- 2 1/2  
 Shelly Kaplan, VC 11- 9 1/2

**Baseball Throw**  
 Susie Ray, OC 143-4  
 Christy Wilson, IMM 139-8  
 Diana Wyatt, VC 127-1  
 June Wintermute, SC 119-3  
 Darleen Branigan, VC 118-4  
 Nomi Bradbury, RRR 117-8

**Girls 10-11**

**Long Jump**  
 Chris Tomasic, LBC 15- 9 1/2  
 Arnetta Robinson 15- 9 1/2  
 Vicki Almeida, IMM 14-10 1/2  
 Tracy Prince, LS 14- 6 1/2  
 Barbara Ramsey 14- 6 1/2

**Shot Put (6 pound)**  
 Br. Henderson, VWJ 32-11 1/4  
 Cynthia Johnson, VWJ 30-8 1/2  
 Sue Brown, SBC 30- 4 1/2  
 Jody Macardle, Ojai 28-10 1/2  
 Vanessa Daniels, VWJ 28-5 1/2  
 Vanessa Miles, VWJ 28-4 1/2

**Baseball Throw**  
 Jody Macardle, Ojai 168-5  
 Janet Howell, SCC 165-10  
 Charm Bishop, SCC 164-6  
 Mariena Pond, LBC 156-6  
 Bridgette Henderson 156-4  
 Sue Brown, SBC 153-7

**Girls 12-13**

**Long Jump**  
 Linda McQuarrie, LBC 16-6 1/2  
 Penny Johnson, WV 16-4 1/2  
 Dianne Rodriguez, IM 16- 1 1/2  
 Laura Scollin, SBC 15-8 1/2  
 Jenny Morner, OC 15-8 1/2  
 Martha Williams, Ox 15-8 1/2

**Shot Put (8 pound)**  
 Alexis Lettington, SB 37-1 1/4  
 Bridget Cross, VC 35-6  
 Sharon Laughlin, RR 35-4 1/2

**Discus Throw (1 kg)**  
 Alexis Lettington 85-6  
 Sharon Laughlin 80-10  
 Sue Carney, Lomita 76-8  
 Cindy Vest, Oxnard 76-4  
 Beth Miller, Lom 71-2

**Javelin Throw (600 gr)**  
 Connie Gassen, CCS 110-4  
 Beth Miller, Lom 98-10  
 Kelly Robertson, SCC 98-4  
 Barb Beltner, Lom 92-6  
 Sue Carney, Lomita 88-4  
 Toni Bridges, SCC 82-5

**SOUTHERN PACIFIC AAU GIRLS & WOMEN CHAMPIONSHIPS**  
 IRVINE, California - June 3 - from BOB SEAMAN

CINDY GILBERT chose this day to put in a reservation for a seat on the plane to Munich, by clearing the Olympic qualifying height of 1.76 meters or 5-9 1/4. This came in Open (Women's) competition with SANDY GOLDSBERRY (5-8), Commonwealth pentathlon champ Mary Peters (5-8) and DEANNE WILSON (5-6). Teenagers Sandy and Deanne are also contenders for Olympic berths, but 14 year-old Cindy is the first in the nation to clear the OG standard. MABLE FERGERSON bettered the standard in the 100 meters, recording an 11.5 (with the aid of a barely allowable 1.9mps wind) and sped 23.8 (200m) as well.

Other top open division marks were recorded by guest KAREN SCHWANTJE (144-1, javelin), SUE BRODOCK (8:05.8, mile walk), and 800 meter runners SUE PARKS (2:10.3), ANNE GALLAHER (2:10.9) & BECKY DENNIS (2:15.8). In the 3000 meter run, a quartet of young Rialto Roadrunners finished second thru fifth; DEBBIE JOHNSON (10:13.8), SONIA GERTH (10:15.8), ESTHER MARQUEZ (10:27.2) and DOREEN ASSUMMA (10:28.2). For the girls 14-17 competition, shot putter MELODY ROSE recorded the top mark in the results which follow:

**100 yard Dash**  
 Gilda Thompson, LAJ 11.0  
 Roberta Fore, LATC 11.2  
 Sabrina Strawder, SC 11.2  
 Janice Lester, LBC 11.4  
 Jemette Steward, SC 11.4  
 Pam Curran 11.4

**220 yard Dash**  
 Vicki Raborn, LBC 25.5  
 Jan Stirewalt, OC 25.6  
 Yolanda Rich, LAJ 25.7  
 Susie DeAngelis, LBC 25.9  
 Carol Burkland, IMM 25.9  
 Andee Garcia, LBC 26.0

**440 yard Dash**  
 Therese San Agustin 57.6  
 Yolanda Rich, LAJ 57.8  
 Carol Burkland, IMM 58.6  
 Alice Tolbert, LBC 59.0  
 Clydine Crowder, IMM 59.1  
 Donna Schellhaus, OC 59.2

**880 yard Run**  
 Patty Cape, LBC 2:13.5

Joyce Anderson, LAJ 2:13.8  
 Ruth Kleinsasser 2:15.8  
 Vicki Mills, LBC 2:19.4  
 Karen Hurlocker, IM 2:21.6  
 Jani Rouda, SBC 2:22.9

**One mile Run**  
 Debbie Heald, 5:12.7  
 Kathy Jewell, LBC 5:13.3  
 Liz McDonald 5:24.3  
 Linda Green 5:30.6

**80 yard Hurdles (30 in)**  
 Janice Lester, LBC 10.5  
 Roberta Fore, LATC 10.8  
 Clydine Crowder, IMM 10.9  
 MaryLee Erickson, SC 11.0  
 Pam Morgan, SBC 11.5  
 Linda Miles 11.6

**High Jump**  
 Joann Teatek, SBC 5- 2 1/2  
 Goldie Kraft, Phx 5- 0  
 Jenny Walt, LBC 4-11  
 Virginia Oliver, IM 4-10

**Long Jump**  
 Chris O'Brien, VC 17-7  
 Andee Garcia, LBC 17-6 1/2  
 Cheryl Short, SCC 17-6 1/2  
 Lynn Wood 17-3  
 Jemette Steward, SC 17-1 1/2

**Shot Put (8 pound)**  
 Melody Rose, LATC 45-2 1/2  
 Debbie Brown, LBTC 43-8 1/2  
 Debbie Rivera, LBTC 42-0  
 Emily Dole, IMM 41-0  
 Sandy Burrell, SBC 38-9 1/2  
 Heidi Kauti, CCS 38-0 1/2

**Discus Throw (1 kg)**  
 Debbie Rivera, LBTC 139-4  
 Terri Sabol, LBTC 127-4  
 Debbie Brown, LBTC 122-9  
 Debbie Langevain, LB114-3  
 Heidi Kauti, CCS 111-5

**Javelin Throw (600 gr)**  
 Debbie Langevain, LBTC 138-6  
 Denise Sherrill, LA 129-11  
 Val Richie, Ojai 105-8

**SOUTHERN ASSOCIATION GIRLS JUNIOR OLYMPICS**  
 MERIDIAN, Mississippi - July 15

This year the Southern AAU had its' largest Junior Olympic meet with 25 teams entering contestants. With Morris McCara serving as meet director for the sponsoring Meridian Recreation Department, thirteen meet records were broken on this hot windless day. Leading the way was SUSAN HACKETT, who scaled 5-3 in the 12-13 high jump, one of the top marks ever in this age group. She took the long jump too. In the same division ISABELLE HARTFORD tied the listed national JO record in the 220, turning a 25.7 and she also used the rubberized asphalt to clock a fast 50 yard dash as well. Hardly less impressive was Isabelle's teammate, BERNADINE GIVENS, with a brilliant 11.4/60.5 sprint double. The sprinting of STACY ALLEN highlighted the 10-11 group, while 9 & under laurels were taken by the versatile efforts of KIM ALLEN and LORI DAIGLE. Leading results:

**Girls 9 & Under** 50-Kim Allen (Little Farms) 7.5, Aminta Gutierrez (Avondale) 7.7; 100-Beverly White (Dryades Y) 14.0, Penny Dubreuil (PAR) 14.5, Lori Daigle (Terrytown) 14.6; 220-White 32.2; 440-Daigle 79.5, Brenda Owens (Forest Hill) 79.5; HJ-Greta Prestenback (PAR) 3-10, Lori Burckel (IF) 3-8; Sonia-Ray Kelly (Av) 3-6; LJ-Stephanie Cook (Gretna) 11-0, Gutierrez 10-7; BBT-Allen 140-0, Daigle 131-7; 4x110 Re-Dryades 66.4, New Iberia TC 67.8

**Girls 10-11** 50-Stacy Allen (LF) 6.6, Leah White (NI) 7.1, Sabrina Jarvis (Woodville) 7.2; 100-Allen 12.7, Melinda Adams (Dr) 13.2, White 13.2; 220-White 29.7, Tammy Kennedy (Baton Rouge) 29.8; 440-Dorothy Hicks (WV) 72.3; Karden Kimble (Nugent) 72.9; 880-Carol Quartorio (Shreveport) 2:57.9, Terry Chigazola (Av) 2:59.3; HJ-Denise Nebel (LF) 4-5, Kimble 4-5, Lynn Hackett (Dr) 4-1; LJ-Aline Whittaker (LF) 13-1; BBT-Vera May Winfrey (Nu) 178-4, Michelle Gaspard (Crescent City) 149-2; 4x110 Re-Dryades 59.0, Woodville 59.5

**Girls 12-13** 50-Isabelle Hartford (Dr) 6.1, Wanda Nicholson (Dr) 6.4, Monica Taylor (Vicksburg) 6.5; 100-Bernadine Givens (Dr) 11.4, Taylor 12.2, Nicholson 12.3; 220-Hartford 25.7, Debbie Jacobson (Crescent City) 27.0, Dayna Steward (CC) 27.9; 440-Givens 60.5, Maria Ward (CC) 63.0, Joy Greene (NI) 65.5; HJ-Susan Hackett 5-3, Susan Gauthier (Ter) 4-6; LJ-Hackett 16-2 1/2, Ward 15-1, Ger-a-lyn Bonomolo (LF) 15-0 1/2; 880-Darlene Steward (Dr) 32-10 1/2, Patricia Taylor (Nu) 31-4 1/2, Barbara Davis (Nu) 31-3; HJGT-Michelle Troxelle (Baton Rouge) 72-4 1/2, Paula Ulbright (BR) 69-0, Gwen Collette (Dr) 63-9 1/2; BBT-Jo Ann Taylor (Nu) 180-1; 4x110 Re-Dryades 52.0; 50H-Jacobson (CC) 7.7, Kitty Nethery (CC) 8.4, Dayna Sukh (Te) 8.5

**UNITED STATES NATIONAL YOUTH GAMES**

DETROIT, Michigan - August 11-12 - from HUGO PRUTER

Over 700 athletes from ten cities converged for this annual competition, hosted this year by the Detroit Department of Recreation & Parks. The track & field portion (other sports are bowling and basketball) was held at Wayne State University. Heats were held on Friday under threatening skies with a chilly, lateral wind blowing. For Saturday's finals the weather was humid but fair, with little wind. Despite the unpredictable weather and the slow cinder & dirt track, there were some excellent performances.

High jumpers had field day. For the boys, BILL WIMBERLY of Fort Worth leaped 6-2½, but was only one inch better than MARK JACKSON and KENNETH ROBBINS, his 14-15 opponents. Boston's top athlete, DREW SANTIN, easily won the 12-13 event with a leap of 5-8. Not to be outdone, TONI JONES and ANEYEUUS ROBINSON, both of Washington (DC), cleared 5-7 and 5-1 respectively, to win close battles in their divisions. Toni narrowly defeated ANITA LEE, a veteran of these games, while Aneyeuus was just ahead of SANDRA MURRAY, who had one of the top age-group marks ever reported by an Alabama athlete.

The toughest competition involved the boys 14-15 440 yard dash, in which "veteran" HUGH MIGHTY had to run for his life to best a field which included no less than seven runners at 52.0 or better. Former YG champs who repeated included ARMANDO RIOS of New York plus CLENITHA RAY and KAREN McDANIEL from Washington. Karen has a long string of YG victories. Her D.C. squad led all cities in team scores, followed by Detroit, New York, Birmingham and St Louis in that order. Results:

**Boys 9-11**

<b>75 yard Dash</b>	
Alvin Humpherd, Birmingham	9.3
Nathan Williams, Washington	9.4
John Beard, New York (9.4wh)	9.6
John Lucks, New York (9.4wh)	9.8
Marcel Siemons, Baltimore	9.8
Rodney Reid, Baltimore (9.8wh)	9.9
John Holloway, Detroit (9.6wh)	
Gerald Bohner, St Louis (9.7wh)	
Reggie Ashley, Detroit (9.8wh)	
Eric Robinson, Washington (9.9wh)	

<b>100 yard Dash</b>	
Anthony Fields, Washington	11.6
Carl Graham, Boston	12.0
Nathaniel Walker, Birm (11.8wh)	12.1
Weldon Weeks, Ft Worth (12.3wh)	12.6
George Miller, Detroit (12.4wh)	12.7
Jeffery Ellerbe, Wash (12.5wh)	12.7
Anthony Colon, New York (12.6wh)	
Jeffery Hutchins, Newark (12.8wh)	

<b>Long Jump</b>	
Bruce Hawkins, Ft Worth	14-10½
Dexter Nichols, New York	14- 3½
Brian Harris, Baltimore	14- 2
Michael Bell, Washington	13- 7½
Kevin Perry, Boston	13- 4½

<b>4 x 110 yard Relay</b>	
Washington, D C	52.2
Birmingham, Alabama	53.6
Baltimore, Maryland	53.9
New York, NY	54.3
Detroit, Michigan	54.4
Boston, Massachusetts	54.5

**Boys 12-13**

<b>100 yard Dash</b>	
Armando Rios, New York	11.0
David Warner, Washington (11.0wh)	11.1
Calvin Carter, Detroit	11.4
Nathaniel Avery, Birm (11.5wh)	11.6
Norris Donnell, Ft Worth (11.5wh)	11.7
Duquina Moore, St Louis (11.4wh)	11.8
Leon Thompson, Patterson (11.3wh)	
Douglas Albert, Ft Worth (11.7wh)	

<b>220 yard Dash</b>	
Keith Brown, Baltimore (23.6wh)	23.7
Kenneth Mitchell, Ft Worth	25.1
Tony Herndon, Washington	25.2
Lane Billingsley, Birmingham	25.6
Perry Favazza, St Louis (25.6wh)	25.7
Brian Leverett, Detroit	25.8
Kurt Weidle, Detroit (26.3wh)	
Lionel Fleming, New York (26.3wh)	

<b>High Jump</b>	
Drew Santin, Boston	5-8
James Nichols, Washington	5-2
Tom Sundrila, Detroit	5-0
Claude Williams, New York	4-8
Walter Cunningham, Birmingham	4-8

**Long Jump**

Bruce Moore, Birmingham	18-11¼
David Fitzgerald, Newark	18- 3½
Charles Ryan, Baltimore	17- 9
Berry Davis, St Louis	17- 5
Tino Monaldo, Washington	17- 0
Mark Cooks, Detroit	15- 9

<b>4 x 110 yard Relay</b>	
St Louis, Missouri	48.6
Ft Worth, Texas (48.7h)	48.9
Detroit, Michigan	49.0
New York, NY (49.3h)	
Washington, D C (48.6h)	48.2dq
Baltimore, Md (48.8h)	48.5dq

**Boys 14-15**

<b>100 yard Dash</b>	
Jerome Morgan, Newark (10.2wh)	10.4
Marion Wingo, Newark	10.4
Harlan Huckleby, Detroit (10.3wh)	10.5
Michael Williams, New York	10.6
Leonard Smith, St Louis (10.4wh)	10.7
Kenrie Higgins, Wash (10.5wh)	10.7
David Hines, Boston (10.6wh)	
Desi Franklin, Baltimore (10.7wh)	
Andre Alexander, Wash (10.7wh)	
Melvin Johnson, Ft Worth (10.7wh)	

<b>220 yard Dash</b>	
Fred Dugard, New York	22.8
Kevin Moore, St Louis	23.2
Henry Thurman, St Louis	23.4
Louis Williams, New York	23.7
Vernon Keene, Washington	23.8
Clarence Franklin, Wash (23.7wh)	23.9
Marvin Reid, Baltimore (23.8wh)	
Charles Fielder, Boston (23.8wh)	

<b>440 yard Dash</b>	
Hugh Mighty, New York (50.5h)	50.6
Edward Commerford, Washington	50.7
Eddie Shaw, Ft Worth	50.9
Ricky Baskin, Birmingham	51.0
Oscar Harvey, St Louis	51.2
Andre Cooper, New York	52.0
Timothy Harris, Detroit (51.2h)	
Sam White, Detroit (53.0h)	
Tyrone Guiden, Patterson (53.6h)	

<b>High Jump</b>	
Bill Wimberly, Ft Worth	6- 2½
Mark Jackson, St Louis	6- 1½
Kenneth Robbins, Birmingham	6- 1½
Dan Sullivan, Boston	5-10
Anthony Freeman, Newark	5-10
Casper Littlejohn, Detroit	5- 8

<b>Long Jump</b>	
David Blutchter, Birmingham	20-9
Jeffery Gordon, New York	20-2½
Michael Gross, Washington	19-9¼
Stanley Benefield, Detroit	19-9½

<b>Shot Put (8 pound)</b>	
Fred Robinson, Birmingham	57-11½
Virgel Webb, Detroit	55- 4
Don Morely, Baltimore	53- 8½
James Germain, St Louis	52- 9½
James Casson, Patterson	51-1½

<b>880 yard Medley Relay</b>	
New York, NY	1:35.1
Newark, New Jersey	1:35.4
Washington, D C	1:35.5
Detroit, Michigan	1:36.0
St Louis, Missouri	1:36.3

**Girls 9-11**

<b>75 yard Dash</b>	
Nnemi Aroh, New York (9.4wh)	9.5
Debra Henderson, Washngtn (9.5wh)	9.6
Denise Morrow, Detroit (9.5wh)	9.7
Michelle Morgan, Newark	9.8
Donna Point, Washington (9.5wh)	9.8
Leslie Cordy, New York (9.6wh)	10.0
Leigh McCullough, St Louis (9.6wh)	

<b>100 yard Dash</b>	
Juanita Williams, New York	12.3
Schydona Rudisill, Washington	12.3
Alberta Bateman, Baltimore	12.8
Tancy Howard, Detroit (12.8wh)	12.9
Charlotte Wynn, Detroit	13.0
Melissa Hill, Washington (12.9wh)	13.0

<b>Long Jump</b>	
Cynthia Banks, Detroit	14-8½
Jacqueline Rootas, Washington	14-4½
Yvette Bradley, St Louis	13-9½
Barbara Drain, Ft Worth	13-6¼

<b>4 x 110 yard Relay</b>	
Washington, D C	52.6
Detroit, Michigan	53.9
Birmingham, Alabama	56.7
New York, NY (53.2h)	54.0dq

**Girls 12-13**

<b>100 yard Dash</b>	
Clenitha Ray, Washington	11.7
Beverly Hill, New York	11.8
Constance Fletcher, Pat (11.9wh)	12.0
Angela Johnson, Detroit (12.0wh)	12.2
Linda Hollie, Detroit	12.3
Rosiland Love, St Louis (12.0wh)	12.4
Kim Clark, Baltimore (12.2wh)	

<b>220 yard Dash</b>	
Robin Campbell, Washington	26.4
Jackie DeVose, Detroit (26.0wh)	26.4
Gloria Gooden, Newark	26.6
Kim Moore, New York	27.5
Melinda Alcala, Ft Worth	27.6
Josephine Hobbs, Detroit	27.6
Kathryn Tyksinski, Wash (27.5wh)	
Kim Miller, New York (27.6wh)	
Andre Mahone, St Louis (27.7wh)	

**High Jump**

Aneyeuus Robinson, Washington	5-1
Sandra Murray, Birmingham	5-0
Carol Miserlian, Detroit	4-8
Mary Griffin, Newark	4-8
Lerline George, New York	4-6

<b>Long Jump</b>	
Mary Randolph, Washington	16-9½
Cassandra Van Horn, Birmingham	16-2
Patricia Thomas, New York	14-7½
Regina Higgins, Baltimore	14-4¼
Shawn Swofford, St Louis	14-3

<b>4 x 110 yard Relay</b>	
Detroit, Michigan	49.8
Washington, D C (50.2h)	50.3
St Louis, Missouri	51.3
New York, NY	51.8

**Girls 14-15**

<b>100 yard Dash</b>	
Karen McDaniel, Washington	11.3
Linda Blakeley, Detroit (11.3wh)	11.4
Marlene Griffin, St Louis	11.5
Adrienne Ephone, Birmingham	11.6
Dianne Henderson, Washington	11.6

<b>220 yard Dash</b>	
Jacquelyn Randolph, Washington	25.7
Diedre Wilson, New York (25.7wh)	26.3
Doretha Brown, New York	26.8
Marsha Atkins, Wash (26.9wh)	27.1
Donna Weaver, Detroit (26.5wh)	27.4

<b>440 yard Dash</b>	
Ella Willis, Detroit	57.5
Sharon James, Washington	58.5
Camilla Jones, St Louis	58.6
Annette Moore, Washington	59.2
Jeanne Speedling, Baltimore	60.0
Cynthia Blake, Newark	60.1
Constance Simpson, New York (59.7h)	
Marcia Fitzgerald, New York (60.5h)	
Sharon Little, Ft Worth (60.6h)	

**High Jump**

Toni Jones, Washington	5- 7
Anita Lee, Detroit	5- 5½
Gina Gooden, Newark	4-10
June Deweever, Patterson	4- 8
Terrri Hall, Ft Worth	4- 8

**Long Jump**

Ina Wisdom, Washington	17- 4½
Diane Neal, Detroit	17- 1½
Linda Cornelius, Ft Worth	16-11½
Phyllis Hall, Baltimore	16- 6¼

**Shot Put (8 pound)**

Jacquelyn Gordon, Washington	37- 6¼
Patricia Dunlap, St Louis	34- 7¼
Marcia Voale, Boston	33- 1½
Charlotte Burrell, Baltimore	32-10
Denise Malos, Detroit	31-11½

<b>880 yard Medley Relay</b>	
Detroit, Michigan	1:46.5
Washington, D C	1:46.5
New York, NY	1:49.5
St Louis, Missouri	1:50.7

**FLORIDA GOLD COAST GIRLS JUNIOR OLYMPIC CHAMPIONSHIPS**

MIAMI, Florida - June 24 - from ELI GAGICH

DIANE PARKER, FARAH BROWN and TERESA BARR continued their blazing sprinting, while the Community Youth Club, Miami Jets and Northside Optimist girls copped the majority of the awards in this association championships. Though both of Farah's 9 & under wins were district records, she was able to win only by the narrowest of margins. The double victories of Teresa and Diane came a little bit easier on the Miami Dade Junior College (North) all-weather oval. Top results:

**Bantam Girls (9 & Under)** 50-Farah Brown (Richmond-Perrine TC) 7.0, Victoria Stripling (Miami Jets) 7.0, Lillian Griffin (Community YC) 7.4; 100-Teresa Barr (CYC) 13.2, Adriane Arinah (MJ) 14.0, Stripling 14.0; 220-Brown 29.5, Barr 29.5 Blanche Reed (MJ) 31.6; 440-Pam Daniels (Northside Optimists) 70.4, Kim Mickens (RP) 71.7, Reed 73.8; 660-Barr 1:58.0; LJ-Stripling 12-0¼, Pam Daniels (NO) 11-6¼, Arinah 11-6; 4x110Rc-Miami Jets 61.4, Richmond-Perrine TC 71.5

**Midget Girls (10-11)** 50-Jean Mikes (CYC) 6.5, Oliveria Johnson (CYC) 6.8, Edna Griffin (CYC) 6.8; 100-Diane Parker (NO) 12.1, Brigitte Boyd (RP) 12.3, Brigitte Williams (MJ) 12.4; 220-Parker 27.6, Boyd 29.3; 440-Williams 68.3; 660-Shir-lene Jackson (CYC) 2:03.3; 880-Alisa Griffin (MJ) 2:47.0, Crystal Manners (Eagle AC) 2:47.6; HJ-Laura Rudd (Miami Run-for-Fun) tied with Deborah Prophet (NO) at 3-10, Connie Fuller (RP) 3-10; LJ-Cornelia Jackson (MJ) 13-6, Kimmie Flowers (RP) 13-4; 6#SP-Velmadyne Sheppard (NO) 18-6¼; 4x110Rc-Community YC 55.0

**Junior Girls (12-13)** 100-Vickey Godfrey (CYC) 12.0, Vivian Whitehead (CYC) 12.0; 220-Annette Allen (CYC) 27.5, Godfrey 27.8; 440-Mae Atkins (NO) 68.0; 880-Yolanda Hamm (NO) 2:47.2; Mile-Mary McPadden (EAC) 7:01.5; LJ-Sophie James (MJ) 15-7¼; HJ-Sophie James 4-4, Sonia James 4-4; 6#SP-Sonia James 30-10¼.

**NATIONAL SPECIAL OLYMPICS**

WESTWOOD, California - August 15-16



UCLA's ultra-modern facilities were the scene of the track & field portion of the 1972 National Special Olympic Games for the mentally retarded. It is questionable if the John Smith's and Olga Connolly's, who have set records here, accomplished more than the young boys and girls (and adults too) who competed in this meet. Over 2700 athletes from every one of the 50 states, the District of Columbia, Puerto Rico and France gathered for the five days of activity, which included swimming and basketball competition as well as "seeing the sights" and social activities.

In the summer of 1968, the first Special Olympic Games was held at Soldiers Field in Chicago. The Games were the product of extensive research, which clearly established that the lack of physical proficiency among the mentally retarded was caused mainly by the lack of opportunity for physical activity. The shocking fact was that 45% of all retarded children received no physical education at all. Other research had established that many retarded children could equal or surpass the performance levels of normal children if given the chance to develop their skills.

The Joseph P. Kennedy Foundation, working in cooperation with many local public and private groups, has created a two day athletic competition, social experience and gala celebration - involving and challenging mentally retarded children.

Most of these children had never been away from home, never competed in an athletic event, never attended a banquet or a dance, never won a medal or lost a close finish. Many experts maintained they never would.

But it became clear the "experts" were wrong when over 200,000 mentally retarded youngsters - some of whom were also blind or walked only with the aid of crutches - competed in local, state and regional competitions. In 1970, fifteen year-old JULIUS SHACKLEFORD of East Stroudsburg, Pennsylvania fooled the "experts" by high jumping 5-10 in the National Special Olympics. The results below show that talent and the fruits of hard work need not be limited by the judgement of "experts".

This year's track meet was divided into three age-groups, plus adults, with six ability levels within each age group. Needless to say, every one was a winner, including those who watched. Top results:

**Girls 10-12**

<b>50 yard Dash</b>	
Arlene Hammonds, Aka	7.0
Andrea Santos, Mass	7.1
Myra Coleman, Tex	7.1
Dorothy Bryson, SC	7.2
Robbie Braker, Ariz	7.3
Sandra Thomas, Tex	7.3
Alice Mothershead, Ia	7.3

**Girls 13-15**

<b>50 yard Dash</b>	
Deborah Dixon, Alab	6.6
Cynthia Reynolds, Mich	6.7
Annie Thourmand, Ind	6.8
Ella Dinby, Okla	6.8
Margret Hatcher, Ga	6.9
<b>300 yard Run</b>	
Ella Dindy, Okla	40.0
Shirley Williams, Ga	40.6
Cynthia Reynolds, Mich	40.8

**Girls 16-18**

<b>50 yard Dash</b>	
Deborah Dallas, Ga	6.3
Jennifer Green, NY	6.5
Bobby Joe Austin, SC	6.6
Margaret Alexander, Tx	6.7
<b>300 yard Run</b>	
Bobbie Simpson, Fla	41.1
Yenita Cherry, NC	41.7
Brenda Dailey, Okla	43.5
Juanita Blackman, Alb	43.7
Linda Zuck, Iowa	43.8

**300 yard Run**

Myra Coleman, Tex	41.9
Loretta Green, Minn	43.0
Antonnette Martin, Ill	43.0
Eulonda Martin, Wis	45.2
Arlene Hammonds, Aka	46.5
<b>Standing Long Jump</b>	
Theresa Hampton, Alb	7-5½
Viola Dixon, Pa	7-0½

**High Jump**

Annie Thourmand, Ind	41.0
Mary Ceaser, Tex	41.6
<b>High Jump</b>	
Brenda Rhinehart, Pa	4-3
Vivian Blue, Va	4-0
Patty Hill, Alab	4-0
<b>Standing Long Jump</b>	
Shirley Williams, Ga	7-5½
Brenda Michie, Va	7-4½
Sheila Servick, La	7-3½
Katrina Wright, Mo	7-2½

**High Jump**

Teresa Shafer, Cal	4-0
Brenda Dailey, Okla	4-0
Diana Throw, Ill	4-0
<b>Standing Long Jump</b>	
Bertamay Thompson, Tx	7-6
Jennifer Green, NY	7-3
Evelyn Long, Okla	7-2½
Paulette Simon, Md	7-1
Margaret Perkins, Fl	7-1
<b>Softball Throw</b>	
Cathy Crutcher, Ky	191-2

Pamela Knapp, NY	6-11½
Wanda Baker, Fla	6-10
Bulonda Martin, Wis	6-8
<b>Softball Throw</b>	
Eliz. Galindez, PR	158-0
Theresa Hampton, Alb	134-5
Theresa Fink, NY	134-0
Carolyn Cotton, Ill	114-9
Pearlie Hampton, Fl	111-8

Lila Haskin, DC	7-2
Diana Basey, Tex	7-1
<b>Softball Throw</b>	
Sharon Berryhill, AL	179-0
Bertha Allison, Ala	172-4
Willie Landry, Tex	158-10
Joyce Watson, Neb	145-11
Candy Tatum, Ariz	143-3
<b>Pentathlon</b>	
Esther Shaw, Tex	
Ardith Perrin, Kans	

Bobby Joe Austin, SC	182-7
Tonette Perkins, Fl	161-5
Ruth Varner, Alab	158-1
Sharon Tramell, Mo	145-2
<b>Pentathlon</b>	
Joann Coleman, DC	
Viv Flemette, Utah	
Cheryl Bryant, Ind	
<b>4 x 110 yard Relay</b>	
Texas	54.0
Florida	57.3
Mississippi	58.5

**Boys 10-12**

<b>50 yard Dash</b>	
Hamana Leong, Haw	6.5
Andre Lawson, NJ	6.5
Gerald Rice, Miss	6.6
Charles Johnson, Miss	6.6
Kevin McKenzie, La	6.6
<b>300 yard Run</b>	
Corley Coleman, Ga	39.5

**Boys 13-15**

<b>50 yard Dash</b>	
Robert Thredgill, NJ	5.7
Kenneth White, Ga	6.0
Matthew Marchand, La	6.2
John Jones, Tenn	6.3
Herman Roberson, Tex	6.3
<b>300 yard Run</b>	
Robert Thredgill, NJ	35.5
William Williams, DL	35.6
George Wright, NY	35.7

**Boys 16-18**

<b>50 yard Dash</b>	
Randy Bell, Tex	5.8
Nathaniel White, La	5.8
William Wheeler, Va	6.0
Tommie Flournoy, Fla	6.1
<b>300 yard Run</b>	
Ray Branch, Tex	34.2
Ray Lewarton, Cal	34.6
William Wheeler, Va	34.6
Rick Stinson, NY	35.1
<b>One mile Run</b>	
Elree Bivens, Ark	4:48.2
Ken Stephenson, Kans	4:48.5
Adonis Brown, Md	5:02.4
James Cole, Va	5:02.6

**4 x 110 yard Relay**

Louisiana	47.0
Dist of Columbia	47.2
Mississippi	48.2

**High Jump**

DeNaul Dickerson, NY	5-2
Douglas Lysor, Pa	5-2
Charles Darnell, Tex	5-1
George Jackson, Fla	5-1

Andre Lawson, NJ	40.7
Kevin McKenzie, La	41.2
Charles Johnson, Miss	41.3
Dave Reed, Wis	41.5
Nick Yeast, Ky	41.6
<b>Standing Long Jump</b>	
Floyd Hamm, Ark	7-0
Ernest Welch, La	6-11½

**High Jump**

Michael Bonner, Ga	5-1
William Henderson, Alb	5-3
George Wright, NY	5-2
<b>Standing Long Jump</b>	
Kevin Wright, Va	9-0½
Ernest Gardner, SC	8-6
Charles Woolfolk, Ark	8-6
David Merritt, Ga	8-6
Alfred Williams, Fla	8-5

**Standing Long Jump**

Charles Darnell, Tx	9-5½
Nathaniel White, La	9-5
Dwight Booker, Ariz	9-3
Isiah Carroll, Pa	9-0

**Softball Throw**

Plummer Bullock, Va	289-7
---------------------	-------

Willie Norman, Oh	6-11
Dick Garrett, Ind	6-10
Brian Baumgartner, Minn	6-9
<b>Softball Throw</b>	
Ted Moss, Wis	185-0
Hamana Leong, Haw	183-0
Leroy Fischer, ND	178-6
Bobby Brewer, Ark	175-6

**Softball Throw**

Ernest Ortega, Tx	229-0
Richard Hoffman, Wis	228-6
Johnny Pruitt, Miss	224-0
Michael Barnard, NC	222-6
Gary Johnson, Fla	217-8
Nathaniel Brown, La	216-0

**Pentathlon**

Timothy Morris, Ind	
Eddie Barron, Ark	
Bob Brown, Ill	

Floyd James, W Va	251-8
Stephen Grooms, Me	248-0
Neil Hahn, Wis	243-0

**Pentathlon**

Monroe Tumblyn, La	
Bolton Dydell, Mo	
Jordan Kirkwood, Ill	



Start of "Special Olympics" Mile. Winner ELREE BIVENS (4:48.2) is third from right with runner-up KEN STEPHENSON (4:48.5) seen over Bivens shoulder /photo Schwab/

**MORTY ARKIN MEMORIAL TRACK MEET**

BROOKLYN, New York - May 13 - from HUGO PRUTER

In a meet sponsored by the New York City Department of Recreation, Brooklyn boys and girls got a chance to show their abilities under sunny skies on the cinder track at Morty Arkin Park. Long jumpers JUANITA and MICHAEL WILLIAMS, as well as CHARLES DURANT, got in top efforts. Mike also had good marks in the 14-15 sprints. Other results:

<b>Boys 9-11</b>	75-John Beard (73rd precinct) 9.9; 100-Anthony Colon 12.9, Beard 13.0, Dennis Graham (90th precinct) 13.1 & 13.0h; LJ-Ralph Moore (73) 13-11.
<b>Boys 12-13</b>	100-Scott Kizner 11.7 & 11.6h, Peter Williams (90) 11.7 & 11.4h, Brian Shipley (90) 11.8 & 11.4h; 220-Williams 26.8, Jeffery Harris (73) 26.9 & 26.4h; HJ-Carlton Smith (90) 4-10; LJ-Isaac Fortune (West Side "Y") 15-0½.
<b>Boys 14-15</b>	100-Michael Williams 10.5; 220-Louis Williams 24.1; 440-M. Williams 54.2; HJ-Paul Daniels 4-11; LJ-Charles Durant (WSY) 19-2½, M. Williams 19-1½.
<b>Girls 9-11</b>	75-Juanita Williams (New York PAL) 9.6, Nnemi Aroh (Atoms TC) 9.6, Leslie Cordy (A) 9.7; 100-Aroh 12.1, Williams 12.2, Cordy 12.3; LJ-Williams 13-11, Cordy 11-9; Aroh 11-6, Toya Williams (PAL) 10-9½.
<b>Girls 12-13</b>	100-Kim Miller (A) 12.0, Esther Perry (PAL) 12.4 & 12.0h, Beverly Hill (PAL) 12.4 & 12.0, Karen Bond (PAL) 12.6 & 12.1h; 220-Miller 28.0, Ruth Merrick (PAL) 28.4 & 28.0h; HJ-Merrick 4-3; LJ-Pat Thomas (A) 11-11½.
<b>Girls 14-15</b>	100/220-Denise Hampton (PAL) 12.0/27.5; 440-N. Fitzgerald (A) 66.1

**KETTERING STRIDERS vs MOUND TRACK CLUB BOYS DUAL MEET**

MIAMISBURG, Ohio - June 24 - from MARK BECKER

It was a beautiful June day at the Harmon Field cinders; cold (44°) and threatening rain. In this perfect track weather Kettering dominated the 9 & under group, but Mound topped the other two age-groups. Individual all-around efforts by SCOTT DAHM, RICH SNOODGRASS and JAY HOUSEHOLDER featured the proceedings. Top marks:

<b>Boys 9 &amp; Under</b>	100/LJ-Darryl Bernard (KS) 15.6/10-11½; 220/660-Scott Foreman (KS) 35.5/2:09.1; HJ-Doug Vincent (M) 3-4, Rod King (M) 3-4; BBT-King 122-5.
<b>Boys 10-11</b>	100/HJ-Rich Snodgrass (M) 13.5/4-4; 220/440/880-Scott Dahm (KS) 30.3/65.9/2:47.4; HJ/LJ-Jay Sanner (M) 4-3/12-10; 660/SP-Craig Ruhkamp (M) 29-9
<b>Boys 12-13</b>	100/220/860/SP-Jay Householder (M) 12.2/27.0/42-5.

# STARTING LINE CALENDAR

On this page STARTING LINE presents the Calendar of forthcoming track & field, long distance running, race walking and other related events of any organization catering to athletes 17 years and younger. While this is by no means a complete listing, it is intended to provide data for coaches, parents and schedule planners.

STARTING LINE is not responsible for late changes, of which the editors have not been notified. Send additional information and corrections to STARTING LINE, P. O. Box 878, Reseda, California 91335. Include name and address of meet director or other source of info.

This Calendar is a good way to publicize the activities sponsored by your group. When submitting information, please include complete details, along the lines of the material presented on this page. Groups wishing more space may inquire about special low rates for advertising track meets or other activities in STARTING LINE.

## SEPTEMBER

- 16 EASTERN GIRLS TRACK LEAGUE CROSS-COUNTRY, Chesapeake & Ohio Canal, Washington, DC (B & G, 9-under & up) Brooks Johnson, 3318 Reservoir Rd NW, Washington, DC
- 16 VETERANS PARK CROSS COUNTRY MEET, Ann Arbor, Michigan....Richard Beyst, 2095 Paris, Lincoln Park, Michigan 48146
- 16 LONG BEACH COMETS BEACH RUN, Long Beach, California (Girls, 9-under & up, Long Distance Runs) Ken Karnes, 7911 Ring St, Long Beach, California 90808
- 17 NEW YORK RRC AGE GROUP RUNS, Glen Cove (New York) High School (Boys & Girls, 5-under & up, Cross country, 1:00pm) Aldo Scandurra (516) 271-8963
- 17 WALNUT FESTIVAL RUNS, Walnut Creek, California (Girls, 9-under & up, Road Runs, 9:00am) Dick Casper, 1427 Lassen Ave, Salinas, California 93901
- 23 NEW YORK RRC AGE GROUP RUNS, Alley Pond Park, Queens, NY (Boys & Girls, 5-under & up, Cross country, 11:00am) Nat Cirulnick (212) 276-7451
- 23 CURRIE CREEK RUN, Midland, Michigan....Richard Beyst, 2095 Paris, Lincoln Park, Michigan 48146
- 23 REDWOOD CITY (California) CROSS COUNTRY RUN. (Girls, 9-under & up, 11:00am) Mike Ipsen, PO Box 868, Redwood City, California 94061
- 23 BLUE ANGEL "INVITATIONAL" RUNS, Huntington Beach, California (Girls, 9-under & up, Long Distance Runs, 1:30pm) Don DeNoon (213) 433-0795
- 24 DISTRICT OF COLUMBIA RRC RUNS, Allen's Pond, Bowie, Maryland (B & G, 9-under & up, LD Runs, 1:00pm) Gabe Mirkin, 9900 Georgia Ave, Silver Spring, Md 20902
- 24 NEW YORK RRC AGE GROUP RUNS, Valley Stream (New York) High School (Boys & Girls, 5-under & up, Track runs, 11:00am) Don McIntyre (516) 599-8611
- 24 KIRKWOOD COLORART CROSS COUNTRY RUNS, Forest Park, St Louis, Missouri (Girls) Bob Hyten 1033 Randle Street, Edwardsville, Illinois 62025
- 24 ALBUQUERQUE (New Mexico) OLYMPETTES CLUB CROSS COUNTRY "INVITATIONAL" (Girls, 9-under & up) Floyd Highfill, 3409 Calle Del Sol, Albuquerque, N Mex 87106
- 24 NEW YORK RRC AGE GROUP RUNS, Clove Lake Park, Staten Island, NY (Boys & Girls, 5-under & up, Long Distance Runs, 1:00pm) Dan Dougherty (212) 981-2532
- 30 WOLVERINE CLASSIC, Lansing, Michigan (Boys & Girls, Long Distance Runs) Richard Beyst, 2095 Paris, Lincoln Park, Michigan 48146
- 30 OZARK AAU CROSS COUNTRY CHAMPIONSHIPS (Boys & Girls) Bob Hyten, 1033 Randle Street, Edwardsville, Illinois 62025
- 30 ALBUQUERQUE (New Mexico) TRACK CLUB CROSS-COUNTRY RUN (Girls & Boys, 9-under & up) Jim Ciccarello, 319 Princeton NE, Albuquerque, N Mex (505) 266-5367
- 30 MILLBRAE (California) MELLON FESTIVAL BEACH RUN (Girls, 9-under & up, 11:00am) Dick Casper, 1427 Lassen Ave, Salinas, California 93901
- 30 LOMITA (California) ROAD RUN (Girls, 9-under & up) Paul LeSage, 24428 Eshelman, Lomita, California 91727

## OCTOBER

- 1 NEW YORK RRC AGE GROUP RUNS, Van Cortlandt Park, Bronx, NY (Boys & Girls, 5-under & up, Cross Country, 12:00m) Barry Geisler (212) 536-3303
- 1 DISTRICT OF COLUMBIA RRC RUNS, Falls Church (Virginia) HS (B & G, 9-under & up, LD Runs, 1:00pm) Gabe Mirkin, 9900 Georgia Ave, Silver Spring, Md 20902
- 7 KETTERING "INVITATIONAL", Bellbrook, Ohio (Girls & Boys, 9-under & up, Cross country & Walks) Steve Price, 1117 Pursell, Dayton, Ohio 45420
- 7 NATIONAL JOGGERS DAY RUNS, Ellipse/Washington Monument, Washington, DC (Boys, 9-u & up, LDR, 9:00am) Gabe Mirkin, 9900 Georgia Ave, Silver Spring, Md 20902
- 7 NEW YORK RRC AGE GROUP RUNS, Alley Pond Park, Queens, NY (Boys & Girls, 5-under & up, Cross country, 1:00pm) Nat Cirulnick (212) 276-7451
- 7 PORTLAND (Oregon) CROSS COUNTRY MEET, Gabriel Park (Boys & Girls, 9-under & up, 11:00am) Porter Martin, 5541 SW Beaverton Highway, Portland, Oregon 97221
- 7 SACRAMENTO (California) CROSS COUNTRY MEET (Girls, 11-under & up) Dick Casper, 1427 Lassen Ave, Salinas, California 93901
- 7 RIALTO (California) DISTANCE CARNIVAL (Girls & Boys, 9-under & up, Long Distance Runs, 2:30pm) Dave Japs, 835 Oakdale, Rialto, California 92376
- 7 ALL COMERS CROSS COUNTRY SERIES, Hazard Park, Los Angeles, Calif (B & G, 9-under & up, 10:00am) Bill Peck, 1140 N Alexandria Ave, Los Angeles, Calif 90029
- 8 NEW YORK RRC AGE GROUP RUNS, Clove Lake Park, Staten Island, NY (Boys & Girls, 5-under & up, Long Distance Runs, 1:00pm) Dan Dougherty (212) 981-2532
- 8 SALINAS (California) CROSS COUNTRY RUNS....Dick Casper, 1427 Lassen Ave, Salinas, California 93901
- 14 NAVAL ACADEMY CROSS COUNTRY RUN, US Naval Academy, Annapolis, Md (Boys, 9-u to 12-13, 1:00pm) Gabe Mirkin, 9900 Georgia Ave, Silver Spring, Maryland 20902
- 14 PALMA PARK RACES, Detroit, Michigan (Boys & Girls, Long Distance Runs) Richard Beyst, 2095 Paris, Lincoln Park, Michigan 48146
- 14 CARTHAGE (Missouri) CROSS COUNTRY "INVITATIONAL" (Girls) Bob Hyten, 1033 Randle Street, Edwardsville, Illinois 62025
- 14 PORTLAND (Oregon) CROSS COUNTRY MEET, Gabriel Park (Boys & Girls, 9-under & up, 11:00am) Porter Martin, 5541 SW Beaverton Highway, Portland, Oregon 97221
- 14 REEDLEY (California) ROAD RACES (Boys & Girls, 9-under & up, Long Distance Runs, 9:00am) Jeanne Snyder, 2010 Fourth Street, Sanger, California 98657
- 14 ORINDA (California) CROSS COUNTRY MEET, Colwell Park (Girls, 11:00am) Dick Casper, 1427 Lassen Ave, Salinas, California 93901
- 15 NEW YORK RRC AGE GROUP RUNS, Marine Park, Brooklyn, NY (Boys & Girls, 5-under & up, Road Runs, 1:00pm) Bill Moran (212) 339-6100
- 21 MICHIGAN STATE CROSS COUNTRY MEET, Central Michigan Univ, Mt Pleasant (Girls & Boys) Richard Beyst, 2095 Paris, Lincoln Park, Michigan 48146
- 21 EASTERN GIRLS TRACK LEAGUE CROSS-COUNTRY, New Jersey Turnpike (Girls & Boys, 9-under & up, 1:00pm) Dave Romansky, 51 Quaker Road, Pennsville, N Jersey 08070
- 21 OHIO AAU AGE GROUP CROSS COUNTRY MEET, Cincinnati (Boys & Girls, 9-under & up) Ron Harmon, 6808 Marvin Ave, Cincinnati, Ohio
- 21 PORTLAND (Oregon) CROSS COUNTRY MEET, Gabriel Park (Boys & Girls, 9-under & up, 11:00am) Porter Martin, 5541 SW Beaverton Highway, Portland, Oregon 97221
- 21 ALL-COMERS CROSS COUNTRY SERIES, Belvedere Park, East Los Angeles, Calif (B & G, 9-u & up, 10:00am) Bill Peck, 1140 N Alexandria Ave, Los Angeles, Cal 90029
- 22 NEW YORK RRC AGE GROUP RUNS, C W Post College, Long Island, NY (Boys & Girls, 9-under & up, LD Runs, 1:00pm) Don McIntyre (516) 599-8616
- 22 SO CALIFORNIA CHEETAHS CROSS COUNTRY RUNS, Mt San Antonio Coll, Walnut, Cal (Girls, 9-u & up, 2:00pm) Bill Peterson, 1840 Hawkbrook Dr, San Dimas, Cal 91773
- 28 EASTERN GIRLS TRACK LEAGUE CROSS-COUNTRY, Druid Hill Park, Baltimore, Md (G & B, 9-under & up, 1:00pm) C.C. Jackson, 2326 N Longwood St, Baltimore, Md 21216
- 28 MOUND CROSS COUNTRY "INVITATIONAL", Miamisburg, Ohio (Boys & Girls, 9-under & up) Mark Becker, 708 North 12th Street, Miamisburg, Ohio 45342
- 28 CAMERON TRACK CLUB CROSS COUNTRY MEET, Houston, Texas....Nancy Laird, 3131 Southeast Freeway, #2, Houston, Texas 77006
- 28 DUKE CITY DASHER CROSS COUNTRY "INVITATIONAL", Albuquerque, New Mexico (Girls, 9-under & up) Tony Sandoval, 1212 Jackson SE, Albuquerque, N Mexico 87106
- 28 PORTLAND (Oregon) CROSS COUNTRY MEET, Gabriel Park (Boys & Girls, 9-under & up, 11:00am) Porter Martin, 5541 SW Beaverton Highway, Portland, Oregon 97221
- 28 UNITED SAN JUAN CROSS COUNTRY MEET, Sacramento, California (Girls, 11:00am) Dick Casper, 1427 Lassen Ave, Salinas, California 93901
- 28 LA MIRADA (California) CROSS COUNTRY, La Mirada Regional Park (Girls, 9-under & up) Roy Swett, 14514 Gardenhill, La Mirada, California 90638
- 29 NEW YORK RRC AGE GROUP RUNS, Van Cortlandt Park, Bronx (Girls, 5-under & up, Cross Country) John McCarthy (914) 968-4034

## NOVEMBER

- 4 HALL OF FAME "INVITATIONAL", Canton, Ohio (Girls, Long Distance Runs) Bruce Shelley, 1705 Minerva Court NW, Canton, Ohio 44703
- 4 ROUGE PARK RACES, Detroit, Michigan (Boys & Girls) Richard Beyst, 2095 Paris, Lincoln Park, Michigan 48146
- 4 CENTRAL UNITED STATES CROSS COUNTRY CHAMPIONSHIPS, Forest Park, St Louis, Missouri (Boys & Girls) Bob Hyten, 1033 Randle St, Edwardsville, Illinois 62025
- 4 OREGON AAU CROSS COUNTRY CHAMPIONSHIPS, Gabriel Park, Portland (Girls & Boys, 9-under & up, 11:00am) Porter Martin, 5541 SW Beaverton Hwy, Portland 97221
- 4 ALL-COMERS CROSS COUNTRY SERIES, Elysian Park, Los Angeles, Calif (Boys & Girls, 9-u & up, 10:00am) Bill Peck, 1140 N Alexandria Ave, Los Angeles, Cal 90029
- 5 RECA "NATIONAL" CROSS COUNTRY CHAMPIONSHIPS, Van Cortlandt Park, Bronx, NY (B & G, 6-7 & up, 12:00) Barry Geisler, 1134 Findlay Ave, Bronx, NY 10456
- 5 JOHN F. KENNEDY MEMORIAL 3-MILE RUN, Schenley Park, Pittsburgh, Pa (Boys & Girls, 13-under & up, 10:00am) John Harwick, 467 Beverly Rd, Mt Lebanon, Pa 15216
- 5 PACIFIC AAU GIRLS CROSS COUNTRY CHAMPIONSHIPS, Gibson Ranch, California (9-under & up, 1:00pm) Dick Casper, 1427 Lassen Ave, Salinas, California 93901
- 5 SOUTHERN PACIFIC AAU GIRLS CROSS COUNTRY CHAMPIONSHIPS, Lomita, California (9-under & up, 12:00) Paul LeSage, 24428 Eshelman, Lomita, California 90717
- 11 AAU GIRLS "JUNIOR" NATIONAL CROSS COUNTRY CHAMPIONSHIPS, Bellbrook, Ohio....Steve Price, 1117 Pursell, Dayton, Ohio 45420
- 11 NEW MEXICO AAU AGE GROUP CROSS COUNTRY CHAMPIONSHIPS, Albuquerque (9-under to 12-13) Tony Sandoval, 1212 Jackson SE, Albuquerque, New Mexico 87106
- 12 NEW YORK RRC AGE GROUP RUNS, Van Cortlandt Park, Bronx, NY (Boys & Girls, 5-under & up, Cross country, 12:00) John McCarthy (914) 968-4094
- 12 WILLOW CREEK RUN, Flat Rock, Michigan (Girls & Boys) Richard Beyst, 2095 Paris, Lincoln Park, Michigan 48146
- 12 CALIFORNIA STATE AAU GIRLS CROSS COUNTRY CHAMPIONSHIPS, San Luis Obispo (9-under & up, 12:00) Larry Bridges, 428 N Chorro St, Apt E, San Luis Obispo 93401
- 18 OHIO TRACK CLUB DISTANCE CARNIVAL, Worthington, Ohio (Boys & Girls, all ages, LD Runs & Walks) Harry McKnight, 1795 Brinewood, Columbus, Ohio 43227
- 18 MID AMERICA CLASSIC, Peoria, Illinois (Girls, Cross country) Bob Hyten, 1033 Randle Street, Edwardsville, Illinois 62025
- 18 LOS ANGELES TRACK CLUB CROSS-COUNTRY, College of the Canyons, Valencia, Calif (Girls, 9-under & up) Chuck Debus, 18100 Pacific Coast Hwy, Malibu, Cal 90265
- 18 ALL COMERS CROSS COUNTRY SERIES, Hazard Park, Los Angeles, Calif (Boys & Girls, 9-u & up, 10:00am) Bill Peck, 1140 N Alexandria Ave, Los Angeles, Cal 90029
- 19 NEW YORK RRC AGE GROUP RUNS, C W Post College, Long Island, NY (Boys & Girls, 5-under & up, Cross country, 12:00) Don McIntyre (516) 599-8616
- 25 NEW YORK RRC AGE GROUP RUNS, Van Cortlandt Park, Bronx, NY (Boys & Girls, 5-under & up, Long Distance Runs, 12:00) Barry Geisler (212) 536-3303
- 26 AAU GIRLS NATIONAL CROSS COUNTRY CHAMPIONSHIPS, Long Beach, California (9-under & up, 12:00) Ken Karnes, 7911 Ring Street, Long Beach, California 90808



## DISTANCE DEMONS by Mike Ipsen

With this issue we are starting a Long Distance Running Column, authored by MIKE IPSEN. This is an area in which Starting Line hopes to provide better coverage and we hope our readers will assist. Without further ado, let Mike introduce himself and his column.....

I am the coach of the Redwood City Striders Track Club for boys and girls and I will be writing a column directed toward the road running and ultra-distance races that involve girls and boys under the age of 18. Our aim in this column will be to try and bring to the attention of our readers just what many of our kids are doing, aside from the usual track and cross-country programs.

In order to make this column a success we must have the co-operation of all you readers in sending us the results, meet information, exceptional performances and anything else that you think is pertinent to long distance running. We are hoping that we will be able to give each section of the country equal attention. This can only be accomplished by receiving your area's results and news.

Most of the attention in age group running goes to the kids who are strictly involved in the programs provided for them by the local AAU. There are many young boys and girls, who never really make it big in the shorter races, but are turning in some fantastic efforts at distances from 5 miles all the way up to 50 miles. These are the kids that we want to expose to you.

Some of the better known boys who are making it on the roads with great success are: TIM RILEY (Washington), RICK BUCKSTAD (New Jersey), HOWARD KEELEY (southern California), MITCH KINGERY & DAVID CORTEZ (both from northern California). These are just a few of the many who are giving the U.S. the distance power of the future.

Mike

Editors: Mike will receive news directly at P.O. Box 868, Redwood City, Calif. 94064 or in care of Starting Line (PO Box 878, Reseda, Calif. 91335).

## TEAM NEWS

Below are some changes and additions to the Directory of boys and girls track teams, which appears in the 1972 edition of the STARTING LINE HANDBOOK. Notification of other such changes, which will be printed regularly on this page, are welcomed.

ADD: to Arizona, HORNETS TC, Boys & Girls, Richard Thompson (Coach), 2144 W. Hidalgo, Phoenix 85041

to Illinois, BELVIDERE YMCA, Boys & Girls, John Hamer, 521 E. 8th, Belvidere 61008

to New York, ALBERT LEONARD JUNIOR HIGH, Boys, Joe Merola & Al Rende (coaches), Leonard JHS, Gerada Lane, New Rochelle, NY

CHANGE: in New York, name of Valley Stream Comets to LONG ISLAND GOLDEN SPIKES

On page 15, Starting Line reports the results and background of a very important event, the National Special Olympics. If any of our readers is interested in finding out more about this truly "special" program, additional information may be obtained by writing:

Mrs. Eunice Kennedy Shriver, President  
Special Olympics, Inc.  
Joseph P. Kennedy, Jr. Foundation  
1701 K Street, N.W.  
Washington, D.C. 20006


The United States Women's Track Coaches Assn. has recommended the following additions and changes to hurdle events for girls:

- 10-11...add 50 yd Hurdles (same as 12-13 now).
- 12-13...change to 80 meter Low Hurdles (same as old Women's Hurdles) and add 200 meter Low Hurdles (spacing like Men's 400m Hurdles).
- 14-17...change to Women's 100 meter Hurdles and add 400 meter Low Hurdles (same spacing as Men's 400 meter Intermediates).

## CORRECTING SOME ERRORS:

In the May/June issue, the Eastern Section of the RRCA Postal Mile listed a "Boys 7 & Under" Division. This should have read, Boys & Girls 7 & Under. Fifth placer overall was SHERRI GRAHAM of the Roanoke Valley Rascals TC, who was the first girl to finish.

CAROL HUDSON did not scratch from the final of the Girls AAU Nationals 440, as reported in our July issue. She ran the final, finishing next to last. LAVONNE NEAL's 9.9 in a 80 yard hurdle heat, was not the first official sub-10 time as stated, but it was the first the National AAU Girls Championships.



Broderick has perfected the concept of comfortable, carefree, two-way stretch team wear. Our colorful outfits have been selected by various International, National, AAU, and Pan American Teams, plus schools, teams, and clubs all over the world. We invite your inquiries. Please write Dept. T.

**Broderick U.S.A.**


P.O. Box 6096, Glendale, California 91205 • Telephone: (213) 246-2446



**1972**  
STARTING LINE HANDBOOK  
A TRACK & FIELD ANNUAL  
FOR JUNIOR AGE-GROUP  
GIRLS AND BOYS

- \* Major meets of the '71 season
- \* Boys and girls all-time lists
- \* Boys and girls Age lists
- \* Directory of clubs
- \* Regional and Nat. highlights
- \* Pages of Photos... More...

PRICE: \$1.50 Add 25¢ for postage  
and handling



**ENCYCLOPEDIA  
OF  
ATHLETIC  
MEDICINE**

The emphasis is on PREVENTION—stopping injuries and illnesses at the source, before they get a chance to stop the runner.

Structural problems—those affecting the feet and lower legs—are the most common and frustrating among runners.

Internal problems—respiratory, digestive and circulatory disorders—are the subject of the third chapter.

It can get you out of painful situations.  
Order yours now. 100 pages. \$1.95.

-----  
ENCYCLOPEDIA OF ATHLETIC MEDICINE  
Please send me \_\_\_\_\_ copy(s) of ENCYCLOPEDIA OF  
ATHLETIC MEDICINE. \$1.95 per copy.

Name \_\_\_\_\_  
Address \_\_\_\_\_  
City/State/Zip \_\_\_\_\_

Calif. residents: add 5% sales tax.

**PERIODICALS**

NEW YORK STATE  
**SCHOLASTIC TRACK**  
YEARBOOK THE 1973 Edition

- \*Local, Nat'l Records; Class Records
- \*Yearly & All-Time Lists
- \*36 Action Photos; Special Features
- \*X-C & Indoor Too; 68pp. and MORE!

Marc Bloom, 2411 E 3d St, Bkln, NY, 11223  
\$1.50 postpaid. 1st-Class Mail.

Interested in New Mexico Age Group Track ?  
Then SUBSCRIBE NOW to the



P.O. BOX 14114 ALBUQUERQUE, NEW MEXICO 87111  
\$5.00 per year ( 12 issues )  
Published by the DUKE CITY DASHERS

**JIM RYUN STORY**, Corder Nelson. A detailed description of the life and times of America's number one track hero. Brilliantly illustrated with nearly 200 photos by Rich Clarkson. 1967. Hardback, 272pp. \$5.95.

**KIPCHOGE OF KENYA**, Francis Noronha. Keino—the greatest athlete in the history of African track. We know that he is a world record holder, an Olympic champion. But what of the man? This book answers these questions. Paperback, 160pp., illustrated. \$2.95.


**RANDY MATSON STORY**, Carlton Stowers. Randy Matson is the greatest shot putter in history and this is his story. Well illustrated with about 40 photos. Statistical appendix. 1971. Hardback, 200pp., illustrated. \$5.95.

**MENTOR SIXTY  
SPECIAL**

Easy to read 60 second face.  
It's rugged  
Durable CYCOLAC BASE  
Times in fifths as required for distances over a mile  
7 jewels Swiss movement  
Our Price: \$13.95



One year manufacturer guaranteed



**FINAL  
ALL-PURPOSE**  
Very popular  
It's dependable and accurate  
Swiss 7 jewels  
1/10 second  
It's sturdy and economical

Our Price: \$13.95

**AVAILABLE NOW**

# TECHNIQUE & TRAINING

GIRLS vs. BOYS?

by Bob Lafferty

The author is track & field coach at the College of Wooster (Ohio) where he has tutored both male and female athletes.

At Mexico City in 1968, Viorica Viscopoleanu won the long jump at 22-4½. How many normal males could hope to beat her leap? Although men are physically more proficient generally, women athletes are certainly more proficient than countless men. Regardless, women will never equal the records of men in athletics. WHY???

Women have a lighter and weaker build than men. On the average, their bodies have a smaller percentage weight of muscle and more fat. Their legs are shorter and less muscular. Their bones are lighter and smaller. Their total strength and individual muscle strength is less. Their shoulders are narrower and they have a lower center of gravity, great for the shot put, but poor for jumping.

They have a lower general metabolism, with the male-female ratio 140 to 100. They have a smaller heart in proportion to body size and smaller lungs. Now that we have this information what do we do with it? We have to train our female athletes for muscular strength as well as cardiovascular strength and we must start them at a younger age than we are now.

Why a younger age??

In the classic research of Astrand, he has shown that girls reach a high point in their maximum oxygen consumption per unit weight between 8 and 9 years of age. This figure declines slowly to about age 15, after which it remains constant through young adulthood. Boys, which their peak later, at about age 15-16 and generally remain constant through adulthood.

Studies of cardiac cost, which indicates a measure of a given workload on the heart, show that the most advantageous age for girls is about 12-13 and there seems to be little improvement with increasing age.

To improve cardiovascular strength, we must have strong legs and arms to go with will power and constitution. Strength, of the muscular variety, doesn't come easy but women will never have it if they don't start early and correctly. Competitors and parents will have to be convinced that there is nothing distasteful about weight training for girls.

A reasonable concern to young girls contemplating athletic participation is that of becoming less feminine in appearance because of larger or more bunched muscles. Klaus and Noack, two of the foremost experts on the effects of athletics and exercise upon the female, feel that the available evidence suggest that properly designed exercise programs improve rather than hinder femininity. The observation that some girl athletes are very muscular is undoubtedly due to the fact that muscular girls are more apt to be successful in such sports as track & field, and therefore they are more likely to participate in such competition.

A stronger muscle will not only perform better and will endure longer, but it is less susceptible to injury. On the average, bones, muscles, tendons and ligaments are more delicately constructed, although body weight is not decreased proportionately because of the greater percentage of fatty tissue in the female.

Although there is proportionately more muscle in the male and the chemistry of the female muscle tends to have less creatine (23% more sulphur) and more fat, this is no indication that the integrity of the muscle in the female is affected in anyway because of her sex. But studies involving comparable groups of males and females indicate that the overall incidence of injuries in females is almost double that of males. In addition the incidence of injuries involving overstrain, such as tendonitis, shin splints, foot deficiencies, bursae, etc. was almost four times more common in women.

So training of girls must be done on a relative basis, as you would a male, but always keeping in mind that they are girls first and athletes second.

## What's up Doc!

by DR. GABE MIRKIN

**QUESTION:** Whenever I run very fast, I get a pain in the upper right part of my stomach. What can I do to get rid of it?

**ANSWER:** For years we thought that hard exercise stretches the liver full of blood and the pain is caused by the distended liver capsule. We now have different ideas.

Most right upper abdominal pain coming with exercise is due to swelling of the last part of the intestinal tract (transverse colon). Gas is formed throughout the entire intestinal tract and is pushed by muscular contraction (peristalsis) towards the last part of the intestinal tract, an upside-down-U-shaped part, called the colon. Gas rises to the highest part of the colon which is in the right upper side (hepatic Flexure).

Treatment should be aimed at softening the waste products from the food you eat. A diet high in starch yields hard waste products, while a diet high in fruits and vegetables yields a soft waste product.

Thus, a runner who gets frequent right belly pain should eat more fruits and vegetables and less starch (potatoes, bread, spaghetti, macaroni). Of course, one must remember to switch back to a starch diet three days before your most important race as starch is beneficial to endurance.

If you get the pain in a race, bend forward as far as you can and squeeze the site of the pain as deeply as you can. This will push the gas along and ease the pain.

Have you been plagued by injury and would like to do something about it? Have you been wondering about proper diet for athletes? Have you been ill and would like to go back on the swing? Get Your answers by writing to STARTING LINE, c/o Dr. Mirkin and do yourself a favor.




# CLOSE-UP

## ATHLETES IN ACTION

STARTING LINE  
P.O. Box 878  
Reseda, Calif. 91335

RETURN POSTAGE GUARANTEED

18-1  
Richard Ede  
146½ E. 7th St.  
Claremont, Calif. 91711



Highlights of USA vs USSR Dual

World class long jump battle featured RANDY WILLIAMS (top left) and VALERIY PODLUZHNYI. Decisive events: 110 meter Hurdles (upper right) shows RANDY LIGHTFOOT losing balance and lead to EDUARD PERVERZEV, the eventual winner. RORY KOTINEK is on ground after hitting hurdle in Decathlon (above), BRIAN MONDSCHHEIN is in lead at left of picture /photos by Chadez/.



Distance Runs at Girls National AAU. Early in Mile (lower left) with winner TENA ANEX, third from left, following second placer DEBBIE JOHNSON. ANNE GALLAHER leads LINDA STECKER and SUE PARKS in 880 (bottom right)/Johnson photos/