

100



# STARTING LINE<sup>TM</sup>

## TRACK & FIELD FOR YOUNG ATHLETES

AUGUST - SEPTEMBER 1977 VOL. 7 NO. 48 P.O. BOX 878, RESEDA, CALIFORNIA 91335

SUMMER EDITION



## NATIONAL CHAMPIONSHIP ISSUE

- JUNIOR MEN & WOMEN
- BOYS AGE GROUP
- AAU DECATHLON & PENTATHLON
- USA-USSR JUNIOR TRACK & FIELD MEET

# FORUM

## THERE IS MORE TO COACHING THEN MEETS THE EYE

*This article was submitted by  
MELVIN DOUGLASS, coach of the Jama-  
ica Track Club in New York.*

*Mr. Douglass, a Doctorate of Edu-  
cation candidate in Curriculum and  
Teaching at Columbia University, dis-  
cusses the important aspects of the  
psychological, sociological and aca-  
demic development of young athletes.*

As an educator I felt a particular need to take issue with a subject that is very dear to me, young people.

I feel it is important that coaches of young athletes have certain concerns that take precedence over all others, and that is the athlete's personal development. The areas we must concern ourselves with, in regard to the young athlete, are: the psychological development of the athlete, the sociological development of the athlete, the academic development of the athlete, and the athletic development of the athlete.

The psychological development of the athlete is most important. A coach should be aware of the athlete's state of mind, before a practice session and before a meet.

It can be said that positive thinking has aided the body to accomplish almost superhuman feats; therefore, what the athlete thinks about himself and his opponents, may be the factor needed to determine the outcome of the competition.

The psychological importance of bringing the athlete through the ranks and files of competition, and not trying to produce a superstar overnight, will prove to be a step in the right direction towards building the athlete's feeling of self-confidence.

The sociological development of the athlete may be attained by the practicing of the familiar trite - It's not important whether you win or lose, It's how you play the game.

If coaches would change the emphasis from winning to personal achievement, the athlete would have no difficulty with upholding the ethics of amateur sports. To often, because of the lack of tutelage by the coaches, the young athlete experiences a high degree of unnecessary frustration and anxiety.

The coaches must remember that amateur sports should be a healthy learning experience for the young athlete, and not something to make him or her apprehensive, fearful or uneasy.

The athlete must be free from agitation and excitement, so that he may enjoy the sport he is participating in. This free state of mind will enable the athlete to approach his fellow athletes with a sportsmanship manner.

The academic development of the athlete should be paramount on the list of priorities by the coaches.

A well known track coach on the East coast said: "I get elated over the girls excellent grades more than I do when the girls break a record or win a race. I feel running in competition will last only for a short time, and the athlete must look forward to future plans."

If coaches permit the athlete to place athletics in front of scholarship, they (the coaches) are serving as an accomplice to a crime, and that crime being the possible ruin of that individual's life.

The last, but not the least, concern of coaches ought to be the athletic development of the athlete. I have seen, as many of you have seen, young athletes who have not been taught the basic skills of their events.

It is crucial that running is taught correctly, since it is the basic skill needed for hurdling, long jumping, high jumping, etc... The athlete can bring injury to himself and to others if his legs are sagging and if the runner's arms are flinging wildly in the air.

These actions will soon give the impression to observers that little time and effort, on the part of the athlete and the coach, has been spent in preparation for the participant's event. We, as coaches, must remember that serious body injury can occur when an athlete has not developed basic skills.

In conclusion, I would like to state that coaches are educators, and being educators we must concern ourselves with the total development of the athlete.

The areas of concern, that I mentioned, in which coaches can better aid the athlete, is by no way in itself conclusive, but I believe it is a step in a positive direction for the coaches and the athlete.

Opinions expressed in this column are not necessarily those of the editors of STARTING LINE. It is hoped that the pertinence and timeliness of the subjects discussed will stimulate our readers to re-examine their attitudes toward the sport of Track & Field. The editors invite comments on these and other topics.

6th Edition

1977

## Starting Line BOYS HANDBOOK

The Track & Field Annual  
for Junior Age Group Boys

- In-depth listings of  
1976 Age Lists

## Starting Line GIRLS HANDBOOK

The Track & Field Annual  
for Junior Age Group Girls

- All Standard Events  
from Age 8 thru Age 17

ORDER NOW

ORDER FORM

S.L. BOYS Annual: .. \$1.75

S.L. GIRLS Annual: .. \$1.75

Please add 30¢ for Postage & Handling  
Calif. residents add 6% State Tax

NAME \_\_\_\_\_

ADDRESS \_\_\_\_\_

CITY \_\_\_\_\_

STATE \_\_\_\_\_ ZIP \_\_\_\_\_

MAIL CHECK or MONEY ORDER TO:  
STARTING LINE Magazine,  
P.O. BOX 878, RESEDA, CA 91335



SEPTEMBER 1977  
VOL. 7 NO. 48

# STARTING LINE

P.O. BOX 878, RESEDA, CALIFORNIA 91335  
(6402 Enfield Avenue, Reseda)

Published and Edited  
by  
**MAX ZUCKER**

Advertising & Promotion **MAGGIE PENTURFF**  
Graphics ..... **JOHN ROBB**

STARTING LINE depends on contributions of results, news, opinions and photos from all of our readers (athletes, coaches, officials, parents, and general followers of junior and age group track and field).

It is more likely that your contributions will appear in the pages of STARTING LINE if you adhere to the following guidelines when submitting material:

### Results

Include first and last name of at least the first three competitors in each event, along with hometown or team affiliation, time or distance of each competitor listed, type of track (dirt or all-weather), wind conditions (the more specific the better), height of hurdles, weight of implements (shot, discus, etc.). Also include heat or qualifying round marks (if better than final mark) and birthdates on top athletes would be helpful for best performance lists.

### News

General interest items (in contrast to news merely of your team or of one individual) are more useful. We want material on both **boys and girls** (such as schedules of upcoming events, new teams or programs, background info on area, athletes, etc.), especially from areas which haven't gotten much space before.

STARTING LINE Magazine is published four times a year, August, November, February and May.

Second class postage paid at Reseda, California 91335

### SUBSCRIPTION RATES Regular Mail

One Year (4 issues).....\$5.00  
Two Years (8 issues).....\$9.00  
Three Years (12 issues) .....\$12.00

### CHANGE OF ADDRESS

If you're moving, please let us know three weeks before changing your address.

## On the Cover PHOTO CREDIT

(Photo top left) FRED CARLEY of Niceville, Florida, is having a fantastic season. He was already the best in this division last year, when, as a 12 year old, he won the 2-mile at the Boys Nationals and taking just about every major X-Country Championship. At this year's Nationals, he not only repeated his win in the 2-mile, but took the 880 and the mile titles as well. We'll hear more of Fred with the approaching X-C season. Photo/BEN LOWE & JOE MIRABEL

(Top right) Two of the finest distance prospects in Age Group track, D.C. CYO's ERIC ANDERSON (R) the 10-11 half-mile champion in record time and WAYNE WILLIAMS the standout distance ace, winner of the mile at Albuquerque. Photo/BEN LOWE & JOE MIRABEL

(Bottom left) Good action shot of the 880 race of the 10-11 group at the Girls Age Group classic at UCLA. (From Right to Left): MARCY ANDERSON, SONIA COOPER, DAVIDA JACKSON (eventual winner), JENNY CERVANTES, LESLIE PRATT and TERRI MULLIN. Photo/DON CHADEZ

(Bottom right) We rarely use the term of Olympic Games prospect when describing a 15 year-old athlete. But it applies to remarkable JENNIE GORHAM of Kansas City, MO. Not content to win a triple crown at the Age Group Classic (14-15 division), she surprised most on-lookers by taking the 440 at the Junior meet. She went on to pick up two more titles at the USTFF meet in Ohio. Photo/DON CHADEZ

## From the Publisher

Some weeks ago we mailed a letter to all our subscribers, in which we brought to their attention our new frequency of issues, as well as the details of their content. It was a very time consuming and expensive action (which we can ill afford), but we felt that we had an obligation to our readers and did not want to wait to announce it in the magazine instead.

Since then we have registered many new subscribers, and therefore, for their benefit as well as reminder to our regular followers, we are going to state objectives once more.

We will publish the magazine four times a year. The months of publication will be February, May, August/September (depending on date of reception of National Meet results) and November.

This change of frequency has been made necessary by the very specific and complex material presented in STARTING LINE Magazine. The cost was also a factor, if you consider that our subscription rates have remained unchanged since October 1972 (!), although you are all aware of the staggering rise in cost of material and workmanship, as well as postal rates, in the past five years.

On a four-time-a-year basis, our minimal staff would be given the opportunity to publish larger and more comprehensive issues, with greater in-depth coverage and analysis of the news, as well as provide a more pertinent and efficient service to our readers.

The vast sum of the material we publish is critically needed at specific times of the year and below you will find an outline of the contents of each of these issues:

SUMMER EDITION (August/September) National Meets issue  
Girls Age Group Classics (Los Angeles and Ohio) - Age Group Boys Nationals - Junior Men & Women Championships - Junior International Meets, plus all the Invitationals, Junior Olympics and AAU results...

FALL EDITION (November) Statistical Issue

In-depth Age Group Lists in every division Boys and Girls - National Junior Olympics - Postal Meet of Miles - East Coast Age Group Classic, plus late track & field results...

WINTER EDITION (February) Year-in-Review Issue

Cross Country season, including all the National X-C meets  
Extensive Year-in-Review, with all the Age Group and Junior Rankings - Calendar of upcoming National Meets and important news regarding Track season...

SPRING EDITION (May) National News Issue

All indoor results and highlights - Year's qualifying Standards for all National Meets and important events - complete Calendar of events of the upcoming season, plus feature articles...

As You can see every issue has a meaning of its own, and we believe that each one will satisfy all your demands.

# NATIONAL AAU BOYS AGE GROUP TRACK & FIELD CHAMPIONSHIPS

Submitted by WILLIE GOLDSMITH  
Photography by BEN LOWE & JOE MIRABEL

ALBUQUERQUE, NM - July 15-17, 1977

This year's Boys Age Group National Championships was certainly most successful in terms of attendance and performances.

A record number of 1200 athletes representing 135 clubs from 26 States were present at the University of New Mexico at Albuquerque.

The competition was intense in most events as 42 new meet records were established in the four divisions.

Among the multiple event winners were OKEY EGU (short sprints and jump) and CRAIG HOOKER (distance races), both boys from California in the Bantam division; Florida's FRED CARLEY (all distance events), WAYNE NICHOLS from Louisiana (short sprint and vault) and JIM BANICH of Colorado (master of the weight events) in the Junior division;

MARCUS ALLEN of Louisiana (untouchable in the hurdles) and Colorado's J. R. KLIPPERT (great jumping double) in the Intermediate division; DEON HOGAN of Michigan (2 meet records in the long sprints) and PHILLIP JOHNSON of California (short sprint and Hurdles) in the Senior division.

For future National Championships, including the one coming up in 1978, it has been suggested that it was time to follow a more normal and official procedure of selecting a site for such a meet.

Instead of awarding the championship to an individual club (which makes it very tough on the club), it should be awarded to an AAU Association. The responsibility to stage the meet would then be shared by the Age Group clubs of that Association.

We are completely in accord with this motion and hope that this procedure of awarding a National meet will be in effect at the upcoming AAU convention.

This meet was the swan song of meet Director WILLIE GOLDSMITH, who after many years of active participation in Age Group Track, will be devoting more of his time to coaching football and will no longer be able to continue his track & field commitments. We would like to thank him for all his assistance these many years and wish him the best of luck in his new endeavor.

## BANTAM DIVISION

(Born in 1967 & later)

\* Indicates Meet Record

### 100 yard Dash

OKEY EGU, E.Shore Hustlers, CA 11.76  
GUSTAVO ENVELA, Salem TC, OR 12.06  
LATIN BERRY, W Vernon Jets, CA 12.23  
LEON WOODS, Long Bch Lancers, CA 12.29  
TIM McCOY, S Lincoln TC, NE 12.49  
ABRID DAVIS, Herbert Hoover, CA 12.55  
Prelims: Egu (11.68sf), Woods (12.16 sf), Davis (12.44sf);

### 220 yard Dash

OKEY EGU, E Shore Hustlers, CA 27.16  
GUSTAVO ENVELA, Salem TC, OR 27.64  
TROY COLLIER, L Bch Lancers, CA 27.82  
MIKE EVANS, Independence TC, MO 28.37  
ABRID DAVIS, Herbert Hoover, CA 28.90  
TIM McCOY, S. Lincoln TC, NE 29.05  
Prelims: Egu (26.97sf);

### 440 yard Dash

GUSTAVO ENVELA, Salem TC, OR 64.00  
SCOTT GEYER, Phoenix B&G, AZ 65.49  
TOM CASIAS, Supremes TC, NM 65.75  
JOHN BARTEL, Spokane Kiwanis, WA 66.35  
ABRID DAVIS, Herbert Hoover, CA 66.79  
ROGAS JOHNSON, E.St Louis, IL 67.01  
Prelims: Casias (65.46), Davis (66.14)

### 880 yard Run

CRAIG HOOKER, Rialto RR, CA 2:26.99  
VORTEX KUPCZYK, Atlantic In, NC 2:29.92  
ROBERT LATPING, Diablo Val, CA 2:31.50  
TOM CASIAS, Supremes TC, NM 2:33.29  
GREG WHITLEY, Mission Viejo, CA 2:35.95  
GREG SCATTINI, Salinas Val, CA 2:36.57  
Prelims: Scattini (2:35.49);

### One Mile Run

CRAIG HOOKER, Rialto RR, CA 5:27.4  
GREG WHITLEY, Mission Viejo, CA 5:34.1  
GREG SCATTINI, Salinas Val, CA 5:34.6  
GLEN MORGAN, Duke City Dash, NM 5:39.2  
MARO WELLS, N Memphis, TN 5:40.6  
DAVID GILMORE, Rollo Eagles, IL 5:40.9  
Prelims: Gilmore (5:38.0);

### One Mile Race Walk

KELLY MULLIGAN, Jeffco TC, CO 9:06.3  
JOHN SPAHLER, Duke City Dash, NM 9:13.8  
BRIAN WEST, Cupertino Ygs, CA 9:28.2  
MIKE AUGUSTUS, Napa TC, CA 9:28.6  
PHILLIP SMITH, Duke City Dash, 9:32.7  
JEFF DODD, Supremes TC, NM 9:36.6

### High Jump

JEFF AKESON, Gresham TC, OR 4-11\*  
DAVID MOSLEY, Arrow TC, CA 4-11\*  
JACK McDADE, Phoenix B&G, AZ 4-7  
JOE GREENE, Kettering Str., OH 4-4  
JIM CANADAY, Ft. Collins TC, CO 4-4  
JEFF RHODES, Phoenix B&G, AZ 4-2



(L to R) LATIN BERRY, TIM McCOY, MIKE EVANS, OKEY EGU (winner) ABRID DAVIS, MALCOLM FOX, and GUSTAVO ENVELA

### Long Jump (wind aided)

OKEY EGU, E.shore Hustlers, CA 16-6½  
LATIN BERRY, W Vernon Jets, CA 16-0½  
JOHN BARTEL, Spokane Kiwanis, WA 15-6  
CALVIN ANDERSON, E'shore Hus, CA 14-1  
GLENN BECKNELL, Kenner TC, LA 14-1  
JOHN WORLEY, Gresham TC, OR 13-6½

### Shot Put (6 pound)

LIEF DODSON, Napa TC, CA 32-3½\*  
SEAN SMITH, Denver PAL, CO 28-5½  
JACK McDADE, Phoenix B&G, AZ 27-0  
JIM GASH, Sanoma Valley TC, CA 26-2  
JOHN RECKARD, Rebel Striders, CO 26-0½  
BRUCE WOLLEN, Pullman Comets, WA 24-8

### 4 x 110 yard Relay

Long Beach Lancers, CA 55.27  
East St. Louis Railers, IL 56.21  
Kettering Striders, OH 57.28  
North Memphis Tc, TN 57.48  
South Lincoln TC, NE 57.93  
Alief Track Club, TX 58.22

### 880 Medley Relay

East St. Louis Railers, IL 2:05.07  
Supremes Track Club, NM 2:06.06  
Phoenix B & G Track Club, AZ 2:11.35  
Roswell Striders, NM 2:11.64  
Kettering Striders, OH 2:12.09  
Duke City Dashers, NM 2:12.12

### 4 x 440 yard Relay

Valley Vikings, CA 4:39.02  
Sterling Track Club, IL 4:43.37  
Supremes Track Club "B", NM 4:53.92  
Northwest Boys Club, FL 4:55.94  
Supremes TC "A", NM 4:56.52  
Duke City Dashers, NM 5:05.76

## MIDGET DIVISION

(Boys born in 1965-66)

\* Indicates Meet Record

### 100 yard Dash

WILLARD MORRIS, W Vernon Jets, CA 10.95\*  
CARL MARSHALL, SW Athletic, AZ 10.97  
ROBERT DUNCAN, Morris Estates, PA 11.21  
DENNIS PRICE, L Bch Lancers, CA 11.35  
RICHARD ROSENSTENGEL, Thunderb, KS 11.40  
BRYON GOODWIN, L Bch Lancers, CA 11.44  
Prelims: Duncan (11.12h);

### 220 yard Dash

CARL MARSHALL, SW Athletic, AZ 25.11  
WILLARD MORRIS, W Vernon Jets, CA 25.22  
ANTONIO MANNING, W Vernon J, CA 25.33  
ROBERT DUNCAN, Morris Estates, PA 25.85  
RICHARD ROSENSTENGEL, Topeka, KS 26.77  
DONALD PIPER, Denver PAL, CO 26.83

Prelims: Marshall (24.91h)\* Morris (24.97h), Manning (25.31sf), Duncan (25.59sf), Piper (26.42sf);

### 440 yard Dash

TOBY TRIBBLE, Morris Estates, PA 57.71  
TODD PAGE, S Suburban TC, CO 57.98  
SAMMY YARBROUGH, E St. Louis, IL 59.25  
GEORGE MOODY, Morris Estates, PA 59.76  
PAT CARROLL, Supremes TC, NM 59.98  
DOUG KINGSLEY, Independence TC, MO 59.99

### 880 yard Run

ERIC ANDERSON, Wash.D.C., CYO 2:16.01\*  
WAYNE WILLIAMS, Wash.D.C., CYO 2:16.63  
DOUG KINGSLEY, Independence, MO 2:18.29  
JAMES SMITH, Portland TC, OR 2:21.90  
RICKY ROMERO, Supremes TC, NM 2:22.03  
SAMUEL YARBROUGH, E Val Trojans 2:22.03

## One Mile Run

WAYNE WILLIAMS, Wash. D.C., CYO 5:02.3  
JUSTIN RAEF, Duke City Dash, NM 5:03.9  
ERIC ANDERSON, Wash D.C., CYO 5:08.5  
GEORGE NAUGLES, Supremes, NM 5:11.9  
KEITH TANIN, Woodland Hills, CA 5:14.8  
ERIC VANDENDRIES, CYO, Wash, DC 5:15.1  
Prelims: Vandendries (5:13.7);

## 70 yard Low Hurdles (30")

ANTONIO BAKER, E St. Louis, IL 9.78\*  
JOHN GASH, Sonoma Valley, CA 9.89  
KENNETH JONES, Herbert Hoover, CA 10.03  
JUAN BROOKS, S St. Louis, IL 10.19  
MELVIN BRATTON, NW Boys Club, FL 10.22  
CHRIS HALE, Valley Vikings, CA 10.82  
Prelims: Brooks (10.12), Hale (10.35)

## One Mile Race Walk

PAUL WADE, Cupertino Ylgs, CA 8:44.2  
ROBERT REYNAL, Supremes TC, NM 9:00.4  
MIKE IBRAHIM, Arrow TC, CA 9:08.5  
GREGORY DIAL, Arrow TC, CA 9:22.4  
BOBBY RIEDEN, Supremes TC, NM 9:28.9  
BENNY MAZON, Duke City Dash, NM 9:30.0

## High Jump

JOHN ABRAMSON, Phoenix B&G, AZ 5- 6\*  
SCOTT STRINE, Ft Collins TC, CO 5- 3  
RICKY ROMERO, Supremes TC, NM 5- 3  
MIKE BROUSSARD, Mardi Gras TC, LA 5- 1  
JAMIE FITZGERALD, Spokane, WA 4-10  
SCOTT HUNT, S Suburban TC, CO 4-10  
WESS WARD, N Jeffco TC, CO 4-10

## Long Jump (wind aided)

JEFF ROSSMAN, Arrow TC, CA 17-11½  
JONATHAN HENDRICKS, Virginia C 17-11  
ANTHONY TUCKER, Quad Cities, CA 17- 6  
CHRIS HALE, Val Vikings, CA 17- 2  
VINCENT COLLINS, Denver PAL, CO 17- 2  
GREG WILDER, Lakewood TC, CO 16- 9



CRAIG HOOKER



JOHN ABRAMSON



TOBY TRIBBLE (L)  
and TODD PAGE

**Shot Put (6 pound)**

JAMES DARON, Red Shield, LA	43- 5½
MIKE FOTTRELL, Diablo Valley, CA	40- 4½
KANE KROPP, Duke City Dashers, 32- 5½	
VICTOR JOHNSON, E St. Louis, IL	31- 8½
STEVE ROTH, Cornhuskers, NE	31- 0½
JOE WESTON, Supremes TC, NM	27-10½

**4 x 110 yard Relay**

Long Beach Lancers, CA	49.69*
Northwest Boys Club, FL	52.0
Herbert Hoover Memorial Club, CA	52.38
Denver PAL, CO	52.62
Mardi Gras Track Club, LA	54.20

**880 Medley Relay**

Long Beach Lancers, CA	1:52.65*
Northwest Boys Club, FL	1:53.40
Herbert Hoover Memorial Club	1:54.22
East St. Louis Railers, IL	1:54.54
Virginia Comets, VA	1:54.63
Mardi Gras Track Club, LA	1:56.87

**4 x 440 yard Relay**

East St. Louis Railers, IL	4:13.91*
Arrow Track Club, CA	4:15.23
Supremes Track Club "A", NM	4:17.56
Cornhusker Flyers, NE	4:20.23
Long Beach Lancers, CA	4:20.43
Supremes Track Club "B", NM	4:24.43

**4 x 880 yard Relay**

Washington D.C., CYO	9:42.0*
Supremes Track Club "A", NM	9:45.0
Diablo Valley TC, CA	9:45.9
Valley Vikings Track Club, CA	9:53.4
Supremes Track Club, "B", NM	10:48.7
Duke City Dashers, NM	11:17.4

**YOUTH DIVISION**

(Boys born in 1963-64)

\* Indicates Meet record

**100 yard Dash**

WAYNE NICHOLS, Red Shield, LA	10.11
TERRY ALEXANDER, Memphis, TN	10.18
JIM CRITTENDEN, W Vernon Jets, CA	10.33
LARRY ORIEE, L Bch Lancers, CA	10.43
DEWAYNE DALE, Model Cities, MD	10.44
RICHARD KRAUSS, Alief TC, TX	10.47
Prelims: Krauss (10.39h);	

**220 yard Dash**

TERRY ALEXANDER, Memphis, TN	23.38
JIM CRITTENDEN, W Vernon Jets	23.39
CRAIG BRIGHT, W Vernon Jets, CA	23.71
ELLIS CATHALOUGNE, Mardi Gras, LA	24.01
SCOTT CARREATHERS, Supremes, NM	24.18
STEVE MASAR, Moraga, CA	24.45
Prelims: Crittenden (23.24sf), Bright (23.50sf), Cathalougne (23.66sf), Carreathers (23.86sf), Masar (24.14);	

**440 yard Dash**

VICTOR TOWNSEND, L Bch Lancers	52.50
JAY SCHEIB, Mardi Gras TC, LA	52.94
ERIC WALKINGBURY, W Phoenix, AZ	53.39
NORMAN ALLEN, W Vernon Jets, CA	53.65
ROBERT PIMENTEL, W Phoenix, AZ	53.66
JOHN CUMMINGS, Duke City Dash, NM	53.70

**880 yard Run**

FRED CARLEY, Niceville, FL	2:06.54
EFREM MOORE, North Memphis, TN	2:07.11
BRIAN WOOTEN, N Memphis, TN	2:08.94
TY ZEIGLER, Colo Olympians, CO	2:09.09
MAURICE SMITH, Denver PAL, CO	2:10.33
ERLEND OLSEN, Supremes TC, NM	2:10.43

**One Mile Run**

FRED CARLEY, Niceville TC, FL	4:38.3
TOM ANSBERRY, Tuscon, AZ	4:39.3
JAMES GARDNER, New Hyde Park, NY	4:43.1
ROBERT PLANTA, Orange Co BA, CA	4:44.6
DONALD AVILES, Redwood City, CA	4:44.6
TOMMY HERNANDEZ, Moraine TC, IL	4:46.4

**Two Mile Run**

FRED CARLEY, Niceville TC, FL	10:04.3
TOMMY ANSBERRY, Tuscon, AZ	10:08.0
DONALD AVILES, Redwood City, CA	10:22.8
FRANK JEWETT, Rialto RR, CA	10:25.2
JAMES GARDNER, New Hyde PK, NY	10:30.2
DANNY INTILE, CYO, Wash, DC	10:34.2

**70 yard Low Hurdles (30")**

CLINT FLOYD, W Vernon Jets, CA	8.49*
JAY SCHEIB, Mardi Gras TC, LA	8.60
ERIC TOKSTAD, Pinalo YMCA, CA	8.80
MIKE MIGUES, Alief TC, TX	8.87
SCOTT LEMER, Colo Olympians, CO	9.0
JEFF KING, Pasco Kiwanis, WA	9.0
Prelims: Scheib (8.54sf), Tokstad (8.70);	



(top) WAYNE NICHOLS (L)  
& JIM CRITTENDEN



(Right) VICTOR TOWNSEND  
and JAY SCHEIB (L)

**One Mile Race Walk**

GARY THOMAS, Niceville TC, FL	7:59.91*
JEFF BAKER, Kettering Str, OH	8:07.4
TONY CHAVEZ, Duke City Dash, NM	8:24.3
BILLY REYNA, Supremes TC, NM	8:30.5
MARC CONDOS, Maturango, CA	8:37.0
DAVID OSSE, Jeffco TC, CO	8:38.7

**High Jump**

MICHAEL THOMPSON, S Lincoln, NE	6- 1*
CHRIS VANDERGEEST, Woodl Hills, CA	6-0
WILBUR MOTLEY, Alief TC, TX	5-10
KARL MCELHANEY, San Juan AC, NM	5-10
JEFF KING, Pasco Kiwanis, WA	5-10
GARY BRAVENDER, Red Devils, CA	5-10

**Long Jump**

ANTHONY JACKSON, Pomona, CA	20- 3½
STEVE MASAR, Moraga, CA	19-10½
KEVIN CRAWFORD, Westwood TC, CA	19- 0
ERIC BROWN, Track City TC, OR	18- 8½
KEN PRIMUS, Pasco Kiwanis, WA	18- 7½
JIM GIER, Pasco Kiwanis, WA	18- 7½

**TRIPLE JUMP**

CHRIS BATES, Spartan TC, OR	41- 7½*
RICHARD WILLIAMS, L Bch Lancers	41- 4
RICHARD HANSON, Val Vikings, CA	40- 6½
CARLOS LOGWOOD, W Vernon Jets	39- 4½
KEVIN CRAWFORD, Westwood TC, CA	39- 0½
TOBIN PETTY, Laramie TC, WY	38- 6½

**Pole Vault**

WAYNE NICHOLS, Red Shield, LA	12- 0½*
LOYD SPENCE, Alief TC, TX	12- 0½*
JAY TIMM, Durango, CO	10- 0
LEWIS BUCHKOTZ, Rebel Str, CO	8- 6
DEAN COFFMAN, Poison Spiders, WY	8- 6

**Shot Put (8 pound)**

JIM BANISH, Jeffco TC, CO	57- 9½
SCOTT LUNDY, Husky TC, ID	55- 6
CRAIG BRIGHT, W Vernon Jets, CA	49-11½
CARL GUNN, Herbert Hoover, CA	49-10½
TIM FLINN, North Memphis, TN	48-10½
JOEL KROWN, Las Virgenes, CA	48- 0

**Discus Throw (1.0 kilogram)**

JIM BANISH, Jeffco TC, CO	178- 6*
JIM DEWERH, Arrow TC, CA	171- 5
ELTON MASK, Toutle Lake, WA	150-11
CARL GUNN, Herbert Hoover, CA	142- 8
SCOTT LUNDY, Husky TC, ID	130-11
SCOTT BURNS, Farmington TC, NM	124- 6

**JAVELIN THROW (600 grams)**

JIM GIER, Pasco Kiwanis, WA	139- 0*
PAUL FARRELL, Spokane Kiwanis	134- 2
JERRY CROXDALL, Napa TC, CA	124- 0
GREG LEONI, Morris Estates, PA	111- 7
RICK WHITE, S Lincoln TC, NE	90- 1

**4 x 110 yard Relay**

West Vernon Jets, CA	45.56
South Lincoln TC, NE	45.63
Long Beach Lancers, CA	46.35
Alief Track Club, TX	47.18
West Phoenix Track Club, AZ	47.76
East St. Louis Railers, IL	47.97
Prelims: W Vernon Jets (45.17)*;	

**880 Medley Relay**

Mardi Gras Track Club, LA	1:38.72*
West Vernon Jets, CA	1:40.42
Supremes Track Club, NM	1:41.93
West Phoenix Track Club, AZ	1:42.29
Long Beach Lancers, CA	1:42.43
Alief Track Club, TX	1:44.39

**4 x 440 yard Relay**

Long Beach Lancers, CA	3:40.26*
Supremes Track Club, NM	3:41.33
North Memphis Track Club, TN	3:44.07
Virginia Comets, VA	3:46.56
Kenner Track Club, LA	3:47.09
Colorado Olympians, CO	3:49.90

**4 x 880 yard Relay**

Duke City Dashers "A", NM	9:10.3*
Washington, D.C., CYO	9:14.4
Westwood Track Club, CA	9:19.7
Virginia Comets, VA	9:42.4
Rialto Roadrunners, CA	9:43.4
Duke City Dashers, NM	10:12.7

**INTERMEDIATE DIVISION**

(Boys born in 1961-62)

\* Indicates Meet record

**100 yard Dash**

HERKIE WALLS, Garland TC, TX	9.53
MORRIS COLE, LA Faith Str., CA	9.54
ANTHONY GIBSON, LA Faith Str, CA	9.72
RUSSELL STIRGENS, Denver PAL, CO	9.78
BILL GREEN, Herbert Hoover, CA	9.85
DON PHILLIPS, N. Memphis, TN	9.87
Prelims: Cole (9.51sf)*, Walls (9.52)	

**220 yard Dash**

MORRIS COLE, LA Faith Str., CA	21.49*
HERKIE WALLS, Garland TC, TX	21.58
BILL GREEN, Herbert Hoover, CA	22.33
ANTHONY GIBSON, LA Faith Str, CA	22.33
BERNIE JACKSON, Phoenix B&G, AZ	22.75
MIKE ROLLINS, Phoenix B&G, AZ	23.12
Prelims: Green (21.55sf), Jackson (22.02sf), Gibson (22.13h), Rollins (22.39sf);	

440 yard Dash

Table listing 440 yard Dash results with names like BILL GREEN, KEVIN KRAMER, DEWAYNE BLACKMAN, etc.

880 yard Run

Table listing 880 yard Run results with names like RAYMOND BROWN, KEVIN KEITH, PETE SERNA, etc.

One Mile Run

Table listing One Mile Run results with names like FRANK ASSUMMA, CHARLES ASSUMMA, RODGER BARKER, etc.

Two Mile Run

Table listing Two Mile Run results with names like CHARLES ASSUMMA, RODGER BARKER, FAREN FIELDS, etc.

120 yard High Hurdles (39")

Table listing 120 yard High Hurdles results with names like MARCUS ALLEN, JOHN LENSTROHN, PAUL LAGARDE, etc.

180 yard Low Hurdles (30")

Table listing 180 yard Low Hurdles results with names like MARCUS ALLEN, PAUL LAGARDE, JOHN LENSTROHN, etc.

One Mile Race Walk

Table listing One Mile Race Walk results with names like CHRIS MAES, BENNY BODO, MARK STEIN, etc.

High Jump

Table listing High Jump results with names like BILL MULLINAX, TODD HEINER, DENNIS TURNER, etc.

Long Jump

Table listing Long Jump results with names like J.R. KLIPPERT, CARLOS CLAYTON, ALFRED STEWART, etc.

Triple Jump

Table listing Triple Jump results with names like J.R. KLIPPERT, ROSCO JOHNSON, MIKE WALLACE, etc.

Pole Vault

Table listing Pole Vault results with names like MARK ROSE, GREG DUPLANTIS, RUSTY HARMAN, etc.

Shot Put (12 pound)

Table listing Shot Put results with names like MIKE SHILL, MIKE RAINES, ALEC MEINKE, etc.



(Top L to R) FRANK ASSUMMA, RAYMOND BROWN, PHILLIP JOHNSON; (Bottom L to R) CUS ALLEN, CHUCK ASSUMMA, RON CORNELL & TIM TAYES.

SENIOR DIVISION

(Boys born in 1959-60)

\* Indicates Meet Record

100 yard Dash

Table listing 100 yard Dash results with names like PHILLIP JOHNSON, JERRY KNOWLTON, WILLIE TURNER, etc.

220 yard Dash

Table listing 220 yard Dash results with names like DEON HOGAN, VIRGIL TORRANCE, LANORIS MARSHALL, etc.

440 yard Dash

Table listing 440 yard Dash results with names like DEON HOGAN, ROBERT MAIOCCO, DENNIS BROWN, etc.

880 yard Run

Table listing 880 yard Run results with names like CHUCK ARAGON, ROBERT WILLIAMS, KWABENA GYASI-TWUM, etc.

One Mile Run

Table listing One Mile Run results with names like MANUEL MIRANDA, TIM TAYES, RON CORNELL, etc.

Two Mile Run

Table listing Two Mile Run results with names like TIM TAYES, RON CORNELL, DAN KING, etc.

120 yard High Hurdles (39")

Table listing 120 yard High Hurdles results with names like PHILLIP JOHNSON, CORNEAL MILLOY, WALT CORLEY, etc.

180 yard Low Hurdles (30")

Table listing 180 yard Low Hurdles results with names like RICHARD HOHMAN, CORNEAL MILLOY, TIMOTHY CHAMBERS, etc.

One Mile Race Walk

Table listing One Mile Race Walk results with names like TRACY TEEGARDEN, JOE SANDER, MONTY MATHEWS, etc.

High Jump

Table listing High Jump results with names like ROB OLSON, VINCENT FITZGERALD, HARLEN FORD, etc.

Long Jump (wind aided)

Table listing Long Jump results with names like LAMONT KING, ANTHONY PITTS, VJC WALLACE, etc.

Triple Jump

Table listing Triple Jump results with names like CHIP BENSON, MIKE LEWIS, GREG JOHNSON, etc.

Pole Vault

Table listing Pole Vault results with names like JEFF BUCKINGHAM, BILL THILKEN, TROY SULLIVAN, etc.

Shot Put (12 pound)

Table listing Shot Put results with names like DAN GUSHARD, BRIAN PAUL, BENO BOONE, etc.

Discus Throw (1.6 kilogram)

Table listing Discus Throw results with names like DOUG WOLLEN, DAN GUSHARD, RON SANTOS, etc.

Javelin Throw (800 gram)

Table listing Javelin Throw results with names like ERIC RAMEY, KEITH ADLE, BOB BARBER, etc.

4 x 110 yard Relay

Table listing 4 x 110 yard Relay results with names like Los Angeles Express, Long Beach Lancers, etc.

880 yard Medley Relay

Table listing 880 yard Medley Relay results with names like La Faith Streakers, Colorado Springs All Stars, etc.

4 x 440 yard Relay

Table listing 4 x 440 yard Relay results with names like LA Express, Long Beach Lancers, etc.

4 x 880 yard Relay

Table listing 4 x 880 yard Relay results with names like LA Express "A", LA Express "B", etc.

# NATIONAL AAU JUNIOR MEN CHAMPIONSHIPS

KNOXVILLE, TN - June 17-18

COMMENTARIES by ROLAND JULIAN  
Knoxville News-Sentinel

Field events, not the sprints for a change, stole the show at the AAU sixth annual National Junior Men's Track & Field Championships, at the University of Tennessee.

When PAUL PILLA of Meramec Community College (St. Louis), cleared the bar at 16-9, down came Earl Bell's meet record of 16-8. It was one of five National AAU Junior marks to topple. Three others also came in the field.

LARRY DOUBLEY, NCAA long jump champion from southern Cal, won his specialty a second straight year. He jumped 25-10 with a sore leg. Larry won with a 25-7 3/4 in 1976, but it was wind-aided...costing him a record then.

"I should've skipped this meet," said Doubley. "I've got a bad ankle. That jump sounds very ordinary, but it may be the best one-legged jump of the year."

Another jumper etched his name in to the meet record book. Georgia Tech LARRY ROWE triple jumped 52-6 3/4 to erase the mark that belonged to another Georgian, Jerome Hutchins in 1975.

Only one track event was to be run in record time. PAUL LANKFORD (L.I. A.C., NY) ran a blistering 50.87 in winning the 400m Hurdles, breaking the meet record and establishing a new best Prep mark.

Although he erased no records, Oregon's ALBERTO SALAZAR provided plenty of excitement. He was more than a minute off the 10,000m run standard of 29:11.2, yet he had a 14 seconds margin over Wisconsin's JIM STINZI. The following night, Alberto cruised to victory in the 5,000m run.

University of Tennessee freshman SAM JAMES created his own form of excitement. He crossed the finish line with his right arm raised in victory fashion in the 1500 run. He was unaware that UCLA BRIAN RUSSELL was sprinting to the tape. James won by 100th of a second.

Although the high jump produced no record, competition was extremely keen. THURLIS GIBBS (San Jose, CA) winning at 6-10, same height as runner-up RICHARD CAREY of New York. There was three-way tie for third at 6-8.

And who said it takes a big man to throw his weight around? Harvard's TOM LENZ, by far the smallest in the hammer throw, was by far one of the easiest winners, almost 13 feet ahead of challenger TIM BRUNO (NYAC).


At least one youngster made up for a 1976 disappointment. MICHAEL MORRIS of Poughkeepsie, NY, had failed to score a year ago. He made up for it with a win in the 10,000 meter Race Walk.

National high school decathlon champ VINCE REILLY of Metuchen, NJ, prevailed as expected. He scored 7070 points, winning by 220 over DENNIS MORLEY.

Reilly had been hit by a javelin in April and had missed a month of training.

The top two qualifiers in each event were to represent the United States in international competition.

Photo/BRUCE WODDER



VINCE REILLY, great decathlon prospect

## 100 meter Dash

Randy Smith, Mich St U (10.54h)10.69  
Stanley Young, Detroit,M(10.74h)10.80  
Steve Sly, East HS,KC,MO(10.73h)10.88  
Gordon Banks, Maccabi,CA(10.76h)10.85  
Jason Grimes, Phil Pioneers,PA 10.91  
Ricky Flowers, Mich St U(10.86h)10.94  
Brad McDonald, EWTC,MD (10.82h)10.97  
Elden Walker, Laney College,CA 10.99  
LaNorris Marshall, Phx,A(10.83h)11.09

## 200 meter Dash

Derrek Harbour, Villanova U,PA 21.27  
Brad McDonald, E Waters TC,MD 21.32  
Keith Taylor, U of Calif, Berk 21.36  
Randy Smith, Michigan St U 21.38  
Eugene Rachel, San Jose CC,CA 21.39  
Keith Brown, Villanova (21.37h)21.46  
Ricky Flowers, Mich St (21.62h)21.62  
William Breeding, GA (21.64h)21.73  
Ernest Lewis, DiabloC,CA(21.75h)21.82  
Elden Walker, Laney Coll (21.62h)  
Stanley Young, Deporres HS,M(21.70h)  
Gordon Banks, Maccabi TC (21.76h)

## 400 meter Dash

Tony Tuffariello, Long Is AC,NY 46.09  
Keith Brown, Villanova U 46.32  
Walter McCoy, C Fla YMCA(46.52h)46.57  
Dwight Jones, Maryvale HS,AZ 46.62  
Derrek Harbour, Villanova U 46.83  
Lillo Thomas, LeMans TC,NY 47.29  
Stan Curry, Donegal HS,PA 47.50  
John Walker, Fla St U (47.43h)47.72

## 800 meter Run

Sam Summerville, New York AC 1:47.62  
Scott Clark, Missouri 1:48.23  
Scott Poehling, Nebraska 1:48.53  
Dave Ayoub, Cent HS, Peoria,I 1:49.68  
Roger Jones, Ramsey HS,NJ 1:50.27  
Ken Staggs, Oklahoma St U 1:51.20  
Chuck Aragon, HS,NM (1:49.81h)1:51.77  
John Anich, Bowl Gr (1:49.44h)1:51.88  
Ron Brown, AIA,VA (1:51.89h)

## 1500 meter Run

Sam James, Tennessee 3:47.77  
Brian Russell, UCLA 3:47.78  
Kevin Byrne, Paramus Cath HS,NJ 48.01  
Theo Abston, Auburn (3:48.59h)3:51.69  
David Pelice, PennSt(3:48.64h)3:52.62  
Mark Fricker, HS,CA (3:49.44h)3:53.76  
Steve Francis, HS,NY(3:48.59h)3:56.93  
John Stubbs, Miss St U (3:48.74h)  
Rich Hanson, Arlington,NY (3:49.82h)

## 3000 meter Steeplechase

Michael Friton, Oregon TC 8:55.37  
Ron Craker, Indiana TC 8:57.70  
Harold Schulz, W Valley TC,CA 9:02.00  
Randy Jackson, Wisconsin 9:06.80  
Yukon Tomisato, U Tex-El Paso 9:07.47  
Kirk Spangler, Washington 9:18.25  
Steve Watkins, Mont Pen C,CA 9:22.78

## 5000 meter Run

Alberto Salazar, Oregon U 14:16.18  
Chris Fox, Charlotteville TC,VA 21.93  
Alan Scharsu, Arrow TC,OH 14:26.78  
Thom Hunt, Arizona U 14:26.90  
David Pelice, Penn State U 14:38.17  
Larry Cuzzort, McNeese St U 14:39.19  
Tom Grimes, Long Island AC 14:51.51

## 10000 meter Run

Alberto Salazar, Oregon U 30:17.94  
Jim Stinzi, Wisconsin 30:51.51  
Chris Fox, Charlotteville TC 30:32.42  
Mark Anderson, Highline C,Wa 31:15.19  
Geoff Mearns, Shaker Hts HS,OH :51.60  
John Gregorek, St Anth HS,OH 31:53.54

## 110 meter Hurdles (42 inch)

Renaldo Nehemiah, Panwood HS,NJ 13.89  
Dan Lavitt, Missouri 14.29  
Dannie Jackson, Ariz St (14.27h)14.36  
Rod Chesley, Maryland 14.52  
Albert Sanford, Maccabi (14.61h)14.83  
Andrew Walker, NE HS, St Pete,F 14.92  
Gary Ramsey, E Michigan U 14.95

## 400 meter Hurdles

Paul Lankford, Long Island AC 50.87  
Karl Williams, Virginia 51.02  
Dennis Duckworth, Illinois St 52.86  
Bill Galbraith, Virginia(52.63h)52.88  
Alvin Jackson, JacksonSt(53.38h)53.68  
Brett Ferrari, HS,Reno,N(53.74h)54.18  
Lou Mastro, Drexel (53.78h)54.21  
Patrick Mastro, Par C HS(53.46h)55.0

## 10000 meter Walk

Michael Morris, Po'keepsie,NY 53:21.2  
Cliff Mimm, Shore AC,NJ 53:32  
John McKeegan, Magnus HS,NY 54:05.5  
Timothy Good, Potomac V Walk 54:11.7  
Michael Fein, Columbia TC,KS 55:27  
Phillip Millard, Club NW,WA 56:26

## High Jump

Thurlis Gibbs, San Jose CC 6-10  
Richard Carey, Nanuet HS,NY 6-10  
Larry Clapp, Gibbs HS,Knoxville, 6-8  
Bob Neely, Fork Union Acad,PA 6-8  
Mike White, Philadelphia Pioneer 6-8  
Bret Bell, Sanger HS,CA 6-8

## Pole Vault

Paul Pilla, Meremec CC,MO 16-9  
Bill Olson, Abilene Chr Coll,TX 16-9  
Tom Hintnaus, Oregon U 16-6  
Jerry Mulligan, W Valley Coll 16-0  
Jeff Buckingham, Gardner,KS 16-0  
Bill Pierce, Sanger HS,CA 15-6

## Long Jump

Larry Doubley, Maccabi TC 25-10  
Dannie Jackson, Arizona St U 25-6 1/2  
Lamonte King, Phoenix TC 25-5 1/2  
Greg Artis, Pike HS, Wilson,NC 24-5  
Donnie Butler, L Angeles TC,CA 24-2 1/2  
Fred Bowen, DC Striders 24-2 1/2

## Triple Jump

Larry Lowe, Georgia Tech 52-6 1/2  
Robert Cannon, Indiana TC 52-6 1/2  
Greg Artis, Pike HS, Wilson,NC 50-11 1/2  
Dokie Williams, Oceanside,CA 50-6 1/2  
Kevin Cranford, Central Col,CT 49-9 1/2  
Brian Stoddard, Wisconsin 49-7

## Shot Put (16 pound)

Jeff Stover, Oregon TC 57-1 1/2  
John McKenzie, U of S Calif 56-3  
Carlos Tandron, Georgia Tech 55-4 1/2  
Ken Lanier, Capitol C Comets,OH 54-2  
Joseph Maciejczyk, Bethel Pk,PA 54-2  
John Sinnott, Bruin Spike Sh,MA 53-4 1/2

## Discus Throw (2.0 kilogram)

Scott Endler, Fresno St U,CA 175-0  
Greg Martin, Alabama 173-10  
Jared Finley, Wyandotte HS,KS 171-6  
Phil Vincenzes, Virginia 169-2  
Matt Friedman, Great Bend HS,KS 163-6  
Ken Manahan, Drexel 163-6

## Hammer Throw (16 pound)

Tom Lenz, Harvard U,MA 190-0  
Tim Bruno, New York AC 177-3  
Earl Minot, Rhode Is Coll TC 154-11  
Denis Padla, N Jersey AA 150-10  
Jeff Stover, Oregon TC 148-8  
Phil Vincenzes, Virginia 146-4

## Javelin Throw

Tom Petranoff, Maccabi 247-9  
Steve Kreider, US Military Ac 227-9  
Dennis Morley, Fresno State U 209-7  
Tom Jadwin, Bakersfield C,CA 203-11  
Doug Cooper, U Calif,Berkeley 203-0  
John Rogalo, N Jersey AA 196-0

## Decathlon: 100m, LJ, 16#SP, HJ, 400m/ 100mH(42"), DT(2.0k), PV, JT, 1500m/

Vince Reilly, StJ HS, Metuchen, NJ 7070  
/11.75, 20-8 1/2, 40-5, 6-3 1/2, 52.06,  
16.46, 125-6, 15-1 1/2, 184-4, 4:29/

Dennis Morley, Fresno State U 6580  
/11.98, 21-4, 41-6, 6-2 1/2, 53.34,  
18.25, 118-7, 12-5 1/2, 196-0, 4:40.9/

Karl Burroughs, Alabama 6487  
/11.64, 22-5, 31-11, 6-2 1/2, 51.45,  
16.05, 103-1, 12-11 1/2, 162-9, 4:50/

Floyd Scholz, Cent Connecticut 6374  
Gary Bruner, Desert Dusters,CA 6334  
John Harris, Southwest Coll 6133

# SPAAU GIRLS AGE GROUP CLASSIC

WESTWOOD, CA - June 12, 1977

Photography by  
DON CHADEZ

## BANTAM GIRLS (born 1967 & later)

**100 yard Dash (final wind +2.2mps)**  
Raynece Watkins, LBCOM (12.87h)12.62  
Jackie Johnson, Atoms, NY (13.09h)12.64  
Shelly Brown, SC Cheetah (13.27h)12.69  
Roxanne Gross, Pas Rose (12.77h)12.75  
Robin Carson, E'shore H (12.99h)12.99  
Erin Jamison, Jeffco Jet (13.38h)13.19  
Kelly Elston, Poison Sp (13.45h)13.28  
Diane Carroll, E'shore (13.17h)13.29  
Shari O'Leary, So Coast TC (12.99h)  
Denesia Boner, 1980 TC (13.29h)  
Tonya Taylor, Vly of Sun TC (13.46h)  
Paula Thompson, Vly of Sun (13.56h)  
Loretta Acquistapace, SRosa (13.61h)  
Tasa Blincow, W Phoenix Str (13.64h)

**220 yard Dash (final wind -2.0mps)**  
Donna Sprolling, Mi High (29.44h)29.55  
Jackie Johnson, Atoms (29.56h)29.60  
Shari O'Leary, So Coast (29.69h)30.28  
Michele Taylor, SC Cheet (29.75h)30.56  
Robin Carson, E'shore H (29.50h)30.59  
Diane Carroll, E'shore (30.35h)30.63  
Erin Jamison, Jeffco Jet (30.55h)31.42  
Raynece Watkins, LB Comets (29.74h)  
Lynetter Johnson, Pas Rose (30.39h)  
Shelly Brown, S Cal Cheetahs (31.02h)  
Kim Walulik, Blue Angels (31.29h)  
Tasa Blincow, W Phoenix Str (31.67h)  
Teresa Moag, Monterey Pen (31.82h)

**440 yard Dash (flights 1 and 2)**  
Jackie Johnson, Atoms TC 65.85  
Michele Taylor, S Cal Cheetahs 67.46  
Shauna Richards, Boca Gr (flt 2)69.09  
Kim Becker, Salinas Valley TC (2)70.41  
Londa Sprolling, Mi High Denver 70.66  
Kristy Spikerman, Track City (2)71.25  
Diane Carroll, E'shore Hustlers 71.59  
Robin Carson, E'shore Hustlers 72.87

**880 yard Run (flights 1 and 2)**  
Dyana Crabtree, Blue Angels 2:31.9  
Toni Everts, Rialto Rd Runners 2:34.1  
Nanette Garcia, Cupertino Y (2)2:36.7  
Lori Charrett, Blue Angels 2:37.2  
Sara Standley, Blue Angels 2:41.6  
Shauna Richards, Boca Grande (2)2:41.9  
Ronda Sprolling, Mi High Denver 2:43.5  
Amy Wulging, 1980 TC (2)2:44.3  
Liz Williams, Vly of the Sun 2:44.5  
Kristy Spikerman, Track C (2)2:44.7  
Daylene Yepa, Abq Olympette (2)2:46.8  
Kim Jacobson, Blue Angels (2)2:47.5

**One mile Walk**  
Toni Everts, Rialto Rd Runners 4:04.0  
Lori Charrett, Blue Angels 4:12.9  
Leslie Wilson, Maturango Miler 4:15.6  
Jessica Alstatt, Arrow TC, CA 4:15.6  
Kerry Bratton, Cupertino Yrlng 4:15.6  
Kay Schultz, Arrow TC 4:15.7  
Donna Oetzel, Arrow TC 4:26.9  
Trina Sanchez, Colorado Flyers 4:27.8  
Holly Stevens, Scottsdale TC 4:32.4  
Laurel Lee, Cupertino Y'rlings 4:32.5

**High Jump**  
Liz Williams, Vly of the Sun TC 4-4  
Trina Cogdill, Gresham TC, OR 4-2  
Felisia Thidodeaux, 1980 TC 4-2  
Angela Stellato, Gresham TC 4-0  
Isaline Mashburn, Ojai Vly TC 3-10  
Kim Walulik, Blue Angels 3-10  
Dawn Aldridge, Arizona TC 3-10  
Mindy Smith, Cupertino Yearlings 3-10  
Christine Nelson, S Barbara S'rs 3-10  
Tammy Polly, S Rosa Starlights 3-8  
Lynn Musselman, Vly of the Sun 3-8

**Long Jump (wind +0.2 to +3.7mps)**  
Shari O'Leary, So Coast TC 13-9 1/2  
Kim Walulik, Blue Angels 13-6  
Alicia Paluch, Scottsdale TC 13-0 1/2  
Tonya Taylor, Vly of the Sun 12-10 1/2  
Dee Ann Coffield, Duke C Dash 12-10 1/2  
Tasa Blincow, W Phoenix Strid 12-8 1/2  
Loretta Acquistapace, S Rosa S 12-6 1/2  
K.C. Goodwin, Abq Olympette 12-5W  
Karen Murray, Jeffco Jets 12-4 1/2  
Michele Chadeayne, Quad Cities 12-4 1/2

**Baseball Throw**  
Karyn Bolger, So Bay Striders 137-2  
Deacquanta McCartney, S'westAF 126-0  
Shannon Clements, Pasadena Ros 121-2  
Angela Mumford, S Cal Cheetahs 119-3  
Jill Whinnery, S Barbara S'pers 110-5

**4 x 110 yard Relay**  
Mi High...57.77 S Barbara...60.97  
Pasadena R...58.37 Salinas V...61.10  
Poison Spid...58.79 1980 TC...61.49  
Jeffco Jets...60.45 S Diego Cou...62.46

## MIDGET GIRLS (born 1965-66)

**100 yard Dash (final wind +2.0mps)**  
Cheryl Lucas, Colorado Flyers 11.56  
Zena Hill, Hilltop TC 11.71  
Stacey Granger, West Coast Jets 11.79  
Kysa Paul, Long Beach Comets 11.83  
Pat Carpenter, Hilltop (11.94h)12.07  
Eartha Bradford, E'shore Hustlers .19  
Lanette Watts, S'west (12.20h)12.29  
Tammy Potter, S'west AF (12.37h)12.39  
Diane Pullins, Pas Rosebuds (12.22h)  
Jenny Runk, Track City TC (12.39h)  
Kris Mainer, Track City TC (12.46h)  
Kathy Lavering, Anaheim Atm (12.49h)  
Erica Peterson, LB Comets (12.50h)  
Jackie Sullivan, S'west AF (12.58h)  
Lisa Roberts, Southwest AF (12.65h)  
Tracy Ridgell, E'shore Hus (12.74h)

**220 yard Dash**  
Cheryl Lucas, Colorado Flyers 26.51  
Diane Thomas, Frederick R&PC, 26.97  
Stacey Granger, West Coast Jets 27.03  
Zena Hill, Hilltop TC (27.01Wh)27.08  
Diane Pullins, Pas Ros (27.33h)27.69  
Kysa Paul, LB Comets (26.85Wh)27.75  
Lanette Watts, S'west (27.36h)27.80  
Andrea Rolfe, LB Comets (28.23h)28.60  
Kathy Lavering, Anaheim Atm (27.74h)  
Stephanie McGeency, Berkeley (27.81h)  
Tammy Potter, S'west AF (27.96h)  
Vanessa Boyd, Colo Flyers (28.07h)  
Eartha Bradford, E'shore H (28.19Wh)  
Marvice Lindsey, LB Comets (28.57h)  
Kris Mainer, Track City TC (28.66Wh)  
Reater Goldston, M&X Flyer (28.74Wh)  
Delores Smith, Atoms TC (28.76h)

**440 yard Dash (flights 1, 2 and 3)**  
Andrea Rolfe, Long Beach Comets 61.26  
Kenya Green, Irvine Spr (flt 2)61.69  
Diane Pullins, Pas'na Rosebuds 61.86  
Delores Smith, Atoms TC 62.10  
Lynn Hitesman, Las Virgenes TC 62.18  
Beth Landy, Las Virgenes TC (2)62.23  
Laura Carney, Cupertino Yrlg (2)62.56  
Karen Sanders, Boca Grande (2)62.68  
Tracey Ridgell, E'shore Hust (3)62.98  
Kim Scott, Rialto Rd Runners (2)62.98  
Leslie Pratt, Patriots-USA 63.12  
Carol Droust, Track City TC (2)63.33  
Vanessa Boyd, Colorad Flyers 63.71  
Sheri Johnson, S Diego Cougars 63.79  
Stephanie McGeency, Berk EB (2)64.40  
Florence Evans, S Diego Cougars 64.4  
Denise Rodall, SC Cheetahs (2)64.7

**880 yard Run (flights 1 and 2)**  
Davida Jackson, DC CYO 2:17.2  
Jenny Cervantes, Rialto RR 2:18.0  
Marcy Anderson, Rialto RR 2:20.7  
Rosanna Salcido, S Gabriel Vly 2:24.8  
Leslie Pratt, Patriots-USA 2:24.8  
Bobbi Gallegos, Alb'que TC (2)2:25.4  
Linda Burianek, Duke C Dash (2)2:25.5  
Teri Mullin, Spartan TC, OR 2:25.6  
Michelle Miller, Cupertino Yrl 2:27.1  
Kenya Green, Irvine Sprints (2)2:27.8  
Sonia Cooper, Rialto Rd Runner 2:27.8  
Becky Engleman, Blue Angels 2:28.0  
Suzanne Muschitz, Rialto RR 2:28.6  
Sharon Yaninek, S Jose Cin (2)2:28.9  
Christine Standley, Bl Angel (2)2:30.4

**One mile Run**  
Davida Jackson, DC CYO 5:00.1  
Jenny Cervantes, Rialto RR 5:02.6  
Kathy Kiernan, Blue Angels 5:10.4  
Marcy Anderson, Rialto RR 5:11.7  
Teri Mullin, Spartan TC 5:19.6  
Linda Burianek, Duke C Dashers 5:21.5  
Tanya Fischer, Rialto RR 5:23.6  
Julie Mullin, Spartan TC 5:26.9  
Sonia Cooper, Rialto RR 5:30.3  
Suzanne Muschitz, Rialto RR 5:32.4  
Rosalind Martinez, S Gabriel V 5:33.8  
Andrea Heimbecker, S Jose Cin 5:34.6  
Sharon O'Brien, Imperial Vly S 5:40.9  
Rosanna Carrillo, Imperial Vly 5:41.0

**50 yard Low Hurdles (flights 1 & 2W)**  
Diane Thomas, Frederick R&PC 7.54  
Kathy Lavering, Anaheim Atoms 7.78  
Irene Schwartz, S Barbara Sandp 7.86

Charrice Morris, 1980 TC 7.92  
Laura Carney, Cupertino Yrlng 8.05  
Jean Faust, S Barbara S (flt 2)8.28W  
Renay Schoenlein, Cupertino Yrl 8.30  
Dawn Buck, Vly of the Sun (2)8.32W  
Lisa Jacobs, Gresham TC 8.38  
Katie Spring, Gresham TC (2)8.57W  
Shannon Ryan, Duke C Dashers (2)8.67W  
Hilary Bray, Arrow TC (2)8.97W

**One mile Walk**  
Kathy Kiernan, Blue Angels 8:14.7  
Kim Salinas, Cupertino Yrlngs 8:30.4  
Trisha Ramirez, So Bay Strider 8:35.3  
Shori Rivera, So Bay Striders 8:44.9  
Samantha Rodella, Rialto RR 8:44.9  
Dana Crawford, Rialto RR 8:56.4  
Pauline Vasquez, Cupertino Yr 8:57.6  
Andrea Lepley, Cupertino Yrlng 8:57.6  
Andrea Wilson, Colorado Flyers 9:06.7  
Suzanne Bottlik, Rialto RR 9:08.0  
Kim Stone, Blue Angels 9:14.3

**High Jump**  
Jean Faust, S Barbara Sandpipers 5-0  
Kim Tanabe, Blue Angels 4-10  
Laura Carney, Cupertino Yrlngs 4-10  
Heidi Ried, Las Virgenes TC 4-10  
Lori Berecek, Gresham TC 4-8  
Rhonda Weddle, Creighton TC 4-8  
Katie Spring, Gresham TC 4-8  
Lisa Jacobs, Gresham TC 4-8  
Renay Schoenlein, Cupertino Yrlg 4-8  
Lynn Hitesman, Las Virgenes TC 4-8  
Beth Landy, Las Virgenes TC 4-8  
Karen Sanders, Boca Grande TC 4-6  
Nora Brown, Duke City Dashers 4-4  
Julie Nichols, Duke City Dashers 4-4  
Kelly Brogan, Arrow TC 4-4

**Long Jump (wind 0.0 to +2.1mps)**  
Karen Sanders, BocaGr (15-3 1/4 wok)15-7 1/2  
Cheryl Lindberg, S Barbara S 14-10 1/2  
Tracy Keverline, Rialto RR 14-10 1/2  
Kim Watley, Track City TC 14-6  
Lisa Sypherd, Arizona TC 14-3  
Carla Grayson, W Phoenix Str 14-1 1/2  
Shannon McGinnis, PCP (13-8 wok)13-10W  
Renay Schoenlein, Cupertino Yr 13-10

**Shot Put (6 pound)**  
Kara Kosinski, W Phoenix Str 36-2  
Carolyn Coulter, W Phoenix Str 32-6  
Teresa Moreland, Spartan TC 28-9 1/2  
Eartha Bradford, E'shore Hust 28-2 1/2  
Tina Currie, S Barbara Sandp'r 26-10  
Kim Tanabe, Blue Angels 26-1 1/2  
Kathy Evans, S Barbara Sandp'r 25-5 1/2  
Regina Calloway, 1980 TC 25-0

**Baseball Throw**  
Suzi Fiske, S Barbara Sandp'rs 196-10  
Anga Washington, S Cal Cheetah 196-4  
Rhonda Weddle, Creighton TC 176-2  
Carolyn Coulter, W Phoenix Str 174-6  
Marcy Parks, Ojai Valley TC 171-2  
Rosanna Salcido, S Gabriel Vly 167-2  
Sheri Johnson, S Diego Cougars 166-8  
Kara Kosinski, W Phx Striders 164-0  
Sherry Oliver, Lng Beach Comet 163-10  
Laura Merovick, S Barbara S'pr 163-4  
Dianne Leslie, S Barbara S'prs 160-7

**4 x 110 yard Relay**  
S'west AF...52.23 1980 TC...54.79  
Track City...53.64 Cupertino...56.07  
S Barb S'p...54.19 SC Cheetah...56.09

**880 yard Medley Relay**  
Co Flyers...1:57.4 Rialto RR...2:00.8  
LB Comets...1:57.8 SJ Cin...2:01.2  
L Virgenes...2:00.0 Cupertino...2:03.4

## YOUTH GIRLS (born 1963-64)

**100 yard Dash (final wind +2.2mps)**  
Sharon Ware, Berkeley EB (11.11h)10.8  
Michelle Glover, Wil'boro (11.02h)10.9  
Kim Turner, LA Naturite (11.49h)11.3  
Debra James, LB Comets (11.52h)11.4  
Teresa Stemmons, S'west (11.75h)11.5  
Kati Peterson, Bl Angels (11.81h)11.6  
Michelle Gilmore, LBC (11.90h)11.6  
Kimberly Heard, S'west (11.60h)11.7  
Lonnie Clark, Mi High Denver (11.81h)

**220 yard Dash**  
Michelle Glover, Willingboro TC 24.95  
Sharon Ware, Berkeley East Bay 25.46  
Latanya Dawkins, LBC (25.68h)26.01  
Dawnella Jones, Colo Flyers 26.01  
Toni Rucker, Pioneer, DC (25.94h)26.69  
Debra James, LB Comets (25.75h)26.74  
Rita Hairston, SD Coug (26.34h)27.05  
Pam Harper, Vly of Sun (26.5h)27.13  
Michelle Gilmore, LBC (26.43h)27.16  
Monica Bednar, Las Virgenes (26.48h)  
Kati Peterson, Blue Angels (26.56h)  
Teresa Stemmons, S'west AF (26.59h)



DYANA CRABTREE



CHERYL LUCAS



SHARON WARE





DONNA SPROLING (winner), SHARI O'LEARY, JACKIE JOHNSON and ROBIN CARSON.



KATHI DENZ



MARLENE HARMON (L) & KERRY ZWART



JILL HAWORTH (L) and DARLENE BECKFORD

**440 yard Dash (flights 1 & 2)**

Latanya Dawkins, L Beach Comets	58.02
Dawnella Jones, Colorado Flyers	58.41
Sherrill Miller, Cupertino Yrlg	58.86
Lana Norris, S Diego Cougars	58.91
Melanie Johnson, S Cal Cheetahs	60.09
Sharon Cumming, S Bay Str(flt 2)	60.21
Tom Rucker, Pioneer AC	60.28
Monica Bednar, Las Virgenes	(2)60.53
Sharon Alston, S Diego Coug	(2)61.26
Jennie Stevens, Scottsdale	(2)61.87

**880 yard Run (flights 1 & 2)**

Kathi Denz, Patriots-USA	2:13.6
Sloan Burton, Memphis-Shelby	2:14.8
Regina Jacobs, LA Naturite TC	2:17.9
Tracy Weber, S Jose Cindergals	2:18.4
Cathy Demmelmaier, SJ Cind	(2)2:19.3
Stacey Martin, Jets TC, PA	(2)2:19.5
Karen Haller, Ventura Girls TC	2:19.7
Pam Vasey, Spartan TC	2:21.3
Andrea Stone, Blue Angels	(2)2:21.4
Kelly Cerda, CA	(2)2:22.2
Kimmie Kelly, Pioneer AC	2:22.7
Andrea Kirkorn, Rialto RR	2:24.3
Doreen Stoiloff, LA Naturite	(2)2:24.4
Brenda Bushnell, Track City	(2)2:24.6
Debbie Gonzales, Blue Angels	2:24.7

**One mile Run (flights 1 & 2)**

Kathi Denz, Patriots-USA	4:48.8
Vicki Cook, Rialto Rd Runners	4:57.7
Kiki Lantry, LA Naturite TC	4:57.8
Chris Manning, Orinda TC	5:02.6
Michelle Mason, Ventura GTC	5:03.0
Theresa Smith, Vly of the Sun	5:03.9
Kimmie Kelly, Pioneer AC	(2)5:11.9
Stacy Hartsfield, Scottsdale	5:12.5
Lisa Van Buskirk, Orinda TC	(2)5:14.9
Chris Meeks, Patriots-USA	(2)5:15.2
Melanie Woodworth, Teamwest	(2)5:15.2
Stacie Denison, Club North	5:18.5
Jeani Fuller, Club North	(2)5:18.7

**80 meter Low Hurdles (flights 1,2,3)**

Pam Miller, Long Beach Comets	12.11
Mila Amerine, Marinettes TC	12.14
Sherifa Sanders, 1980 TC	12.32
Cari Venable, Cupertino Yrlings	12.44
Barbara Jarrott, Gresham TC	(2)12.86
Lisa Stary, Long Beach Comets	(2)12.86
Judy Anderson, Scottsdale TC	(2)13.10
Cindy Newton, Pas Rosebuds	(2)13.19
Brenda Bushnell, Track City	(2)13.29
Nicki Granger, W Coast Jets	(3)13.33
Kristel Delph, Mi High Denver	(3)13.44

**200m Low Hurdles (flt 1 & 2) (vs wind)**

Pam Miller, Long Beach Comets	29.4
Laurie Gray, Valley of the Sun	29.7
Cari Venable, Cupertino Yearling	30.0
Amy Lewis, Arrow TC	30.4
Judy Anderson, Scottsdale TC	30.6
Holli Haskew, Alb'que Olympette	30.9
Nicki Granger, West Coast Jets	31.2
Geri Golden, Long Beach Comets	31.2
Kristel Delph, Mile High Denver	31.3

**One mile Walk**

Chris Ramirez, So Bay Striders	7:55.0
Lynn Holmbeck, Patriots-USA	7:59.5
Shelly Quintana, Blue Angels	8:08.9
Andrea Johnson, Rialto RR	8:14.9
Sue Dittman, Arrow TC	8:27.8
Jane Wintermute, S Cal Cheetah	8:42.7

**High Jump**

Katrena Johnson, Pas Rosebuds	5- 8
Rena Wright, LA Naturite TC	5- 5
Melanie Fox, Cheetah TC, WA	5- 2
Stacy Neumann, Las Virgenes TC	5- 2
Diane Jolivet, Cheetah TC	5- 2
Christie Best, Alb'que Olympette	5- 0
Lori Mazingo, Jeffco Jets	5- 0
Tracey Brewer, Alvarado TC, NM	5- 0
Lisa Stary, Long Beach Comets	4-10

**Long Jump**

Robin Jackson, Staten Is Jets	18-8
Sherifa Sanders, 1980 TC	18-0
Wynde Grey, Pasadena Rosebuds	17-7½
Katrena Johnson, Pas Rosebuds	17-1½
Brenda Bushnell, Track City TC	16-8½
Pat Brockwell, Duke City Dasher	16-6½
Lisa Filkowski, Cupertino Yrlg	16-6½
Crystal Caldwell, Cupertino Yrl	16-6½
Geri Golden, Long Beach Comets	16-5½
Sherry Gallegos	16-4

**Shot Put (6 pound)**

Barrie Greer, S Calif Cheetahs	44- 8½
Gayle Kirby, Valley of the Sun	39- 6
DeAnn Phillips, Club North	39- 5
Alissa Weakley, Cupertino Yrlg	37- 7½
Gillian Delear, Arrow TC	37- 6
Kathy Martin, S Rosa Starlight	37- 2
Tami Frazer, S Rosa Starlights	37- 1

Linda Wayman, Arizona TC	36-10½
Francis McDonald, Track City	34-11
Shelly Hill, Jeffco Jets	34- 7½
Angie Darnell, Scottsdale TC	34- 0

**Discus Throw (1.0 kilogram)**

Barrie Greer, S Calif Cheetahs	121-8
Gayle Kirby, Valley of the Sun	107-8
Gillian Delear, Arrow TC	107-8
Alissa Weakley, Cupertino Yrlg	94-0
Michele Hager, Quad Cities Cobra	89-8
Stacey Wallis, Monterey Penin'la	88-2
Shelly Hill, Jeffco Jets	85-4
Francis McDonald, Track City TC	76-6
Tara Kloida, Track City TC	74-5

**Javelin Throw (600 gram)**

Melanie Johnson, SC Cheetahs	144- 8
Bonnie Lund, Spartan TC	130- 4
Deena Bernstein, Blue Angels	127- 8
Lisa Filkowski, Cupertino Yrl	122- 0
Jackie Vanderpoel, LA Naturite	115- 0
Gillian Delear, Arrow TC	101-11
Tami Frazer, S Rosa Starlights	96- 0
Susie Mohar, New Mexico Flyers	95- 0
Michele Hager, Quad Cit Cobras	93- 0

**880 yard Medley Relay**

Cupertino..1:50.1	Pas Rose..1:54.4
SD Cougars.1:53.5	SC Cheetah.1:55.5
BI Angels..1:54.2	

**4 x 110 yard Relay**

LB Comets..48.86	Pasadena R..50.26
Cupertino Y..49.47	Colo Flyers.50.84
S'west AF..49.79	Quad Cities.51.71
Berkeley BB.49.93	SC Cheetahs.52.78

**4 x 440 yard Relay**

Orinda TC..3:59.3	SJ Cin'gal.4:07.6
Pas Rose..4:04.9	SC Cheetah.4:07.7
Co Flyers..4:05.0	Patriots...4:07.7
SD Cougars.4:06.1	

**INTERMEDIATE GIRLS (born 1961-62)**

**100 yard Dash (final wind +2.0mps)**

Jennie Gorham, KC North Stars	11.26
Janice Smith, Long Beach Comets	11.27
Judy Young, Berkeley East Bay	11.30
Kim Young, LA Naturite TC	11.38
Roxanne Banks, Teamwest	11.51
Lyndell Downs, S Cal Cheetahs	11.55
Rhonda Clay, Mayor Hatcher YF	11.56

**220 yard Dash (final negative wind)**

Jennie Gorham, KC North Stars	24.87
Sandra Farmer, Flashette TC, NY	25.22
Janet Ballard, S Cal Cheetahs	25.70
Rhonda Clay, Mayor Hatcher YF	25.79
Sonya Henderson, Flashette TC	25.85
Melva Norris, S Diego Cougars	25.96
Janice Smith, L Beach Comets(25.36h)	
Debbie Wilson, LB Comets	(25.90h)

**440 yard Dash (flights 1, 2 and 3)**

Jennie Gorham, KC North Stars	54.43
Sandra Farmer, Flashette TC	55.32
Marquita Belk, S Jose Cindergal	55.69
Kim Whitehead, Dynamite TC, NY	55.95
Cheryl Griffin, Will's Sp(flt 2)	56.88
Melva Norris, S Diego Cougars	57.37
Barney Sue Carral, SC Cheetahs	57.58
Sonya Henderson, Flashette	(2)57.36
Debbie Wilson, LB Comets	58.3

**880 yard Run (flights 1 and 2)**

Ann Regan, San Jose Cindergals	2:12.8
Jill Haworth, DC CYO	2:12.8
Michelle Bush, Blue Angels	2:14.3
Sandy Beach, Albuquerque TC	2:14.6
Marchi Wierson, Portland TC	2:15.5
Diane Figliomeni, SJ Cind'gals	2:17.1
Kim Maclay, Cupertino Yrlg(2)	2:18.6
Sandra Anderson, LA Naturite	2:18.6
Diane Harrell, L Beach Comets	2:19.1
Angela Sapp, S Diego Cougar	(2)2:19.5

**One mile Run**

Jill Haworth, DC CYO	4:51.1
Darlene Beckford, Liberty AC	4:51.2
Vicky Bray, S Jose Cindergals	4:57.0
Heike Skaden, Will's Spikettes	5:02.4
Paula Rose, Blue Angels	5:05.4
Mari Gibbs, Lakeswood Int'l	5:05.5
Laurie Sawyer, Phoenix TC	5:09.3
Kerry Brogan, Arrow TC	5:10.2

**Two mile Run**

Roxanne Bier, SJ Cindergals	10:47.5
Lauri Shansby, Cheetah TC	10:52.3
Kerry Brogan, Arrow TC	11:08.9
Alicia Kirkorn, Rialto RR	11:09.7
Tami Darr, Blue Angels	11:17.5
Laurie Sawyer, Phoenix TC	11:28.6
Linda Bottlik, Rialto RR	11:45.9



SONYA HENDERSON

<b>100 meter Low Hurdles (flights 1,2,3)</b>	
Marlene Harmon, LA Naturite TC	14.43
Sandra Farmer, Flashette TC	14.54
Kerry Zwart, LA Naturite TC	14.58
Tricia Lenning, Anaheim Atoms	14.62
Susie Ray, Blue Angels (flt 2)	14.76
Kristin Sorrenson, SAL TC	(2)14.92
Dulce Reade, CA	14.93
Laurie Carroll, S Barbara S	(2)14.97
Mary Goodwin, Abq Olympette	(2)14.98
Kathy Bower, So Bay Striders	(3)14.99W
Erin Pike, LA Naturite TC	15.01
Joy Upshaw, Berkeley East Bay	15.08
Brenda Allwine, Cheetah TC	(2)15.09
<b>300 meter Low Hurdles (flights 1 &amp; 2)</b>	
Sonya Henderson, Flashette TC	43.9
Kathy Bower, South Bay Striders	45.4
Tricia Lenning, Anaheim Atoms	45.4
Susie Ray, Blue Angels	45.5
Tracie McMurray, S Cal Cheetahs	46.1
Marlene Harmon, LA Naturite TC	46.1
Laurie Carroll, S Barbara S'pers	46.4
Mary Sedall, Albuquerque TC	(2)47.0
Linda Elkins, Redwood C Flyer	(2)47.2
Dawn Craven, Duke City Dashers	47.8
<b>One mile Walk</b>	
Tracy Trisco, Blue Angels	7:43.4
Jessica Waskow, Rialto RR	7:54.9
Sharlene McGinley, S Bay Strid	8:02.5
Linda Bottlik, Rialto RR	8:04.1
Laura Spencer, Cupertino Yrlng	n.t.
Sandy Pollock, Scottsdale TC	8:13.7
Joyce Brodock, Rialto RR	8:22.9
Paula Schurwonn, Jeffco Jets	8:28.6

<b>High Jump</b>	
Sally Layman, NW Kiwanis, WA	5-8
Lisa Peters, LA Naturite TC	5-4
Peggy Stewart, Liberty AC	5-4
Gigi Hurley, Millbrae Lions TC	5-4
Ellen Fargo, Rialto Rd Runners	5-2
Dawn Freeman, Valley of the Sun	5-2
Kristin Sorrenson, SAL TC	5-2
<b>Long Jump</b>	
Veronica Bell, S Cal Cheetahs	19- 2 $\frac{1}{2}$
Jennie Gorham, KCNS (18-2 $\frac{1}{2}$ wok)	18-11 $\frac{1}{2}$ W
Gigi Hurley, ML (18-5 $\frac{1}{2}$ wok)	18-10 W
Tracie McMurray, SCC (17-8wok)	18- 8 W
Erin Pike, LA Nat (17-8wok)	18- 1 $\frac{1}{2}$ W
Brenda Allwine, Cheetah TC	18- 1 $\frac{1}{2}$
Ann Van, Valley of the Sun	17-10 $\frac{1}{2}$
Dawn Peters, LA Naturite TC	17- 9 $\frac{1}{2}$
Toni Scott, Pasadena Rosebuds	17- 4 $\frac{1}{2}$
Kristin Sorrenson, SAL TC	17- 3 $\frac{1}{2}$
Linda Ransom, Lakewood Int'l	17- 2
Kerry Zwart, LA Naturite TC	17- 1 $\frac{1}{2}$
<b>Shot Put (8 pound)</b>	
Susie Ray, Blue Angels	48- 8
Kerry Zwart, LA Naturite TC	46- 3
Jackie Henry, Cheetah TC	45- 8 $\frac{1}{2}$
Debra Pryor, Berkeley E Bay	42- 2 $\frac{1}{2}$
Susan Springer, Salinas Vly TC	41- 8
Christy Ault, Jeffco Jets	41- 7
Rosario Ramos, Anaheim Atoms	40-10
Vicki Powell, Boulder Cind'bls	40- 7 $\frac{1}{2}$
Julie Green, Blue Angels	38- 4 $\frac{1}{2}$
Paula Weishoff, Blue Angels	36-10
Roseanne Gehres, Ojai Vly TC	34- 8
Jamie Anderson, S Cal Cheetahs	34- 0 $\frac{1}{2}$

<b>Discus Throw (1.0 kilogram)</b>	
Susan Springer, Salinas Vly	141- 3
Pia Iacovo, CT	139- 7
Vicki Powell, Boulder Cind'bls	124- 8
Jackie Henry, Cheetah TC	119- 5
Debra Pryor, Berkeley East Bay	117- 8
Roseanne Gehres, Ojai Vly TC	111-10
Charm Bishop, S Calif Cheetahs	111- 3
Cindy Cummings, L Boh Comets	108- 8
Christy Ault, Jeffco Jets	107-10
Donna Hollingsworth, Quad Cit	103- 4
<b>Javelin Throw (600 gram)</b>	
Debbie Dibb, Teamwest	140- 6
Charm Bishop, So Cal Cheetahs	139- 5
Jackie Nelson, Blue Angels	138-10
Xena Kistler, Ventura GTC	125- 8
Kim Cox, Redwood City Flyers	120- 2
Donna Hollingsworth, Quad Cit	119- 0
Christy Ault, Jeffco Jets	117- 6
Wendy Ashton, Redwood C Flyers	107- 7
<b>4 x 110 yard Relay</b>	
LB Comets...48.2	LA Naturite...49.0
SC Cheetahs.48.6	Vly of Sun...49.7
<b>880 yard Medley Relay</b>	
SC Cheetah.1:47.6	Vly of Sun..1:49.8
<b>4 x 440 yard Relay</b>	
SJ Cin'gal.3:49.6	Berkeley EB.3:56.0
SC Cheetah.3:52.4	M Hatcher...3:58.9
Blue Angel.3:55.6	Vly of Sun..4:03.6
<b>4 x 880 yard Relay</b>	
SJ Cin'gal.9:22.7	Rialto RR...9:43.4
Blue Ang...9:33.8	

# NATIONAL USTFF GIRLS AGE GROUP CHAMPIONSHIPS

WILBERFORCE, OH - June 24-26, 1977  
 From NORM SAETTEL, DONALD DAHM and TIM HICKEY

/Central State University (all weather track); No wind-aided events; semi-automatic hand timing/

## Girls 9-Under

<b>100 meter Dash</b>	
Kim Edmonds, Flashettes,NY	14.3
Laura Kirkham, Kettering Strider	14.3
Janet Purdy, Lake Erie Comets	14.5
Lisa Dubenion, Cardinal TC	14.7
Terry Harris, Klub Keystone,PA	14.8
Madelyn Clark, MG Pacers,MI	14.8
<b>200 meter Dash</b>	
Kim Edmonds, Flashettes	29.3
Mavin Fletcher, So Lincoln TC,NE	29.4
Laura Kirkham, Kettering Strider	29.5
Janet Purdy, Lake Erie Comets	30.0
Lisa Dubenion, Cardinal TC	30.5
Tya Mae Julien, Ambler OC,PA	31.1
Michelle Miller, First Dayton	31.2
<b>400 meter Dash</b>	
Monica Roy, DC CYO	66.2
Kim Edmonds, Flashettes	66.4
Joanne Wozniak, Ambler OC	67.4
Donna Thompson, Klub Keystone	68.8
Melva Moore, K-Y TC, LA	69.0
Cindy Slader, Ambler OC	69.7
Sara Summer, Ohio TC	70.4
Kelly Rooney	70.8
<b>800 meter Run</b>	
Monica Roy, DC CYO	2:34.2
Joanne Wozniak, Ambler OC	2:36.9
Sara Summer, Ohio TC	2:37.0
Jenny Marks, Cavalettes,MD	2:39.2
Kim McCune, Greensburg TC,PA	2:39.8
Teri Wilson, DC CYO	2:40.6
Candy Sladek, Ambler OC	2:43.2
Kathy Welsh, Kettering Strider	2:43.4
<b>1500 meter Walk</b>	
Ericka Benson, Kettering Strid	9:29.9
Melisa Snyder, Mt Lebanon AA,PA	:32.5
Colleen Mara, Fleet Feet,MI	9:45.2
Margo Tamer, Kettering Strider	:53.2
Karen Somsel, Fleet Feet	9:56.2
Timra Stump, Cardinal TC	9:58.3
<b>High Jump</b>	
Madelyn Clark, MG Pacers	3-10
Laurie Clark, Mound TC	3-10
Laura Piper, Fleet Feet	3-10
Priscilla Rayford, Memphis-Shelby	3-8
Sheila Weddle, Creighton TC,AZ	3- 8
Annette Bellisari, Scioto TC	3- 6

<b>Long Jump</b>	
Laura Kirkham, Kettering Strid	14-0 $\frac{1}{2}$
Mavis Fletcher, So Lincoln TC	13-9 $\frac{1}{2}$
Sarah McDade, Peoria Pacettes,I	13-3 $\frac{1}{2}$
Laurie Craft, Mound TC	12-8 $\frac{1}{2}$
Mary Zietlow, So Lincoln TC	12-6 $\frac{1}{2}$
Janet Purdy, Lake Erie Comets	12-1
<b>Baseball Throw</b>	
Sara Summer, Ohio TC	133-9
Sally Rogan, Mad River TC,MI	133-6
Kathleen Mara, Fleet Feet	131-6
Sheila Weddle, Creighton TC	128-9
K.T. Weiss, Kettering Striders	115-5
<b>4 x 100 meter Relay</b>	
K-Y TC.....59.3	Cardinal TC...61.9
S Lincoln...60.1	MG Pacers....62.0
Memphis-Sh..61.0	Kettering Str.62.8
<b>Girls 10-11</b>	
<b>100 meter Dash</b>	
Kathy Harris, Omaha Girls TC,NE	13.0
Angela Williams, Flashettes	13.2
Janet Davis, Indianola TC,MS	13.5
Debra Whaley, Jamaica TC,NI	13.7
Diana Cox, Buffalo Belles,NY	13.7
Alicia Barber, Topeka TC,KS	13.8
<b>200 meter Dash</b>	
Angela Williams, Flashettes	26.6
Janet Davis, Indianola TC	26.6
Diane Thomas, Frederick T&FC,MD	26.7
Kathy Harris, Omaha TC	27.2
Debra Whaley, Jamaica TC	27.2
Janice Conrad, Indianola TC	28.0
Kendrah Smartt, Detroit Striders	28.3
<b>400 meter Dash</b>	
Pam Collins, Prairie State Str,I	61.3
Terkeler Shegog, Memphis-Shelby	62.6
Kendrah Smartt, Detroit Striders	62.7
Gloria Wise, MG Pacers	63.2
Kim Scott, Rialto Rd Runners,CA	63.2
Michelle Collins, Fleet Feet	63.4
Jenelle Sissel, Peoria Pacettes	63.7
Sheila Sheppard, K-Y TC	63.8
<b>800 meter Run</b>	
Jenny Cervantes, Rialto RR	2:21.2
David Jackson, DC CYO	2:21.4
Marcy Anderson, Rialto RR	2:21.8
Debbie Grain, Rochester TC,NY	2:23.3
Sonja Cooper, Rialto RR	2:24.8

Janice Davis, Indianola TC	2:24.8
Rita Kalinowski, Greensburg TC	2:28.4
Samantha Rodella, Rialto RR	2:30.7
<b>1500 meter Run</b>	
David Jackson, DC CYO	4:41.0
Marcy Anderson, Rialto RR	4:41.4
Jenny Cervantes, Rialto RR	4:43.1
Debbie Grain, Rochester TC	4:45.9
Sonja Cooper, Rialto RR	4:50.0
Amy Adams, Churchill TC,PA	4:50.1
Ann Schweitzer, Crescent City,LA	57.9
Marisa Wisniewski, DC CYO	5:08.4
<b>50 yard Low Hurdles (30 inch)</b>	
Sherry Fout, Frederick T&FC	8.1
Diane Thomas, Frederick T&FC	8.2
Leigh Mann	8.3
Kelly Marder, Lake Erie Comets	8.8
Kim MacAfee, Oakwood TC	9.0
Sandy Abbott, Kettering Striders	9.1
Michelle Collins, Fleet Feet	9.2
S. MacIlwaine, Oakwood	9.3
<b>1500 meter Walk</b>	
Samantha Rodella, Rialto RR	8:22.0
Vera Newman, Thunderbolt TC	8:24.4
Winifred Mangan, Mt Lebanon AA	8:38.6
Erin Murphy, Pacers,PA	8:41.8
Margaret Mangan, Mt Lebanon AA	8:54.9

<b>High Jump</b>	
Susan Blowers, Oakville	4-10
Rhonda Weddle, Creighton TC	4- 8
Sherry Fout, Frederick T&FC	4- 8
Kathy Kulpa, Moraine TC,IL	4- 8
Kathy Hartle, Sterling TC,IL	4- 4
Michele Collins, Fleet Feet	ti 4- 4
<b>Long Jump</b>	
Diane Cox, Buffalo Belles	15-8
Tracey Keverline, Rialto RR	15-4 $\frac{1}{2}$
Lisa Schmalz, Chicago Blazers	15-3 $\frac{1}{2}$
Leigh Mann	14-7 $\frac{1}{2}$
Tina Johnson, Detroit Striders	14-3
<b>Shot Put (6 pound)</b>	
Christy Eager, Sterling TC	29-3
Daphne Ballard, Memphis-Shelby	29-2 $\frac{1}{2}$
Laura Sparks, Arete	26-9 $\frac{1}{2}$
Susa Summer, Ohio TC	25-1 $\frac{1}{2}$
Amy Marquardt, Kettering Strid	24-2 $\frac{1}{2}$
<b>4 x 100 meter Relay</b>	
S'west AF,AZ.52.0	Flashettes...52.1
<b>4 x 200 meter Relay</b>	
S'west AP..1:48.5	K-Y TC.....1:52.4
Indianola..1:50.1	Flashettes.1:53.6
Keystone...1:50.5	Rialto RR..1:54.3



(Lto R) JENNY CERVANTES, MARCY ANDERSON and DAVIDA JACKSON (winner)

### Girls 12-13

100 meter Dash	
Michelle Glover, Willingboro, NJ	12.0
Robin Jackson, Staten Is Jets, NY	12.9
Tracy Robinson, Metroplex, TX	13.0
Dawn Ross, Cavalettes	13.1
Monetha Clark, Memphis-Shelby	13.1
Vicky Davis, Youngstown TC, OH	13.2

### 200 meter Dash

Michelle Glover, Willingboro TC	24.9
Robin Jackson, Staten Is Jets	25.9
Wanda Jones, Indianola TC	26.1
Vicky Davis, Youngstown TC	26.2
Shellyn Robinson, Springfield Com	.5
Monetha Clark, Memphis-Shelby	26.5

### 400 meter Dash

Laurie Call, Fleet Feet	57.9
Lisa Pinkney, Miami Run-for-Run	58.1
Pamela Carter, DC CYO	58.8
Patricia Avery, Memphis-Shelby	59.1
Regina Fields, Jamaica TC	59.6
Bonnie Smith, Northside TC, GA	59.7
Andrea Williams, K-Y TC	59.7
Keleigh Baldwin, Ambler OC	59.7

### 800 meter Run

Laurie Call, Fleet Feet	2:14.7
Kim Gallagher, Ambler OC	2:15.9
Sloan Burton, Memphis-Shelby	2:16.0
Yolanda Wilson, Flashettes	2:17.3
Tara Arnold, Crescent City TC	2:18.2
Jenifer Phifer, Flashettes	2:20.5
Ann Henry, Flashettes	2:20.9
Lori Bennett, Livonia Hawks, MI	2:21.3

### 1500 meter Run

Laura Craven, Scioto TC	4:32.8
Kim Gallagher, Ambler OC	4:40.1
Tara Arnold, Crescent City TC	4:42.6
Ann Miles, Northside TC	4:50.9
Lori Bennett, Livonia Hawks	4:51.5
Tracy Grant, DC CYO	4:53.2
Chris Ridenour, Kirkwood TC, MO	4:56.4
Andrea Collins, Prairie State	4:58.9

### 80 meter Hurdles (30 inch)

Debbie Johnson, Flashettes	12.1
Judy Ketchum, Crescent City TC	12.3
F. Anderson, Flashettes	12.8
Carol Lewis, Willingboro TC	12.9
Linda Miller, Panthers	12.9
Sharon Cooper, Memphis-Shelby YF	13.0
Chris Hunt, Arete	13.1
Nadine Dahm, Kettering Striders	13.2

### 1500 meter Walk

Susan Ruiz, Kettering Striders	7:40.3
Jamie Bair, Kettering Striders	8:01.3
Denise Romansky, Shore AC, NJ	8:11.6
Diana Nayer, Arete	8:11.6

### High Jump

Lori Alessi, Crescent City TC	5-8
Jenny Barton, Indian TC	5-4
Nancy Gaebel, Klub Keystone	5-4
Nadine Dahm, Kettering Striders	5-2
Shawn Smith, Peoria Pacettes	5-0
Jackie House, Memphis-Shelby YF	5-0

### Long Jump

Robin Jackson, Staten Is Jets	18- 2
Carol Lewis, Willingboro TC	17- 5
Janet Baughman, Lake Erie Com	17- 3½
S. Williams, Memphis-Shelby	17- 3
Lisa Gabel, Klub Keystone	16-10
Kim Jones, Memphis-Shelby	16-10
Chris Hunt, Arete	16- 1

### Shot Put (6 pound)

Tonee Buntin, MG Pacers	43- 6½
Kathy Travers, West Penn TC	41- 3½
Lori Mercer, Cheyenne	40-10½
Michele Johnson, Peoria Pac	33-10½
Caroline Hohl, Kettering Strid	33- 9
Karen Lloyd, Oakwood	33- 0½

### Discus Throw (1.0 kg)

Sue Fitzgerald, Lake Erie Com	100-10
Kathy Travers, West Penn TC	97- 1
Lori Mercer, Cheyenne	88- 4
Doris Booser, MG Pacers	85- 9
Frankie Baker, Indianola TC	72- 5

### Javelin Throw (600 gram)

Phyllis White, West Penn TC	116-11
Colleen Dean, Fleet Feet	89- 9
Caroline Hohl, Kettering Strid	86- 7
Brenda Harris, K-Y TC	81- 3

### Girls 14-15

100 meter Dash	
Lawanda Waters, Kirkwood WTC	12.4
Jennie Gorham, Kans City N Stars	12.5

### 200 meter Dash

Jennie Gorham, KC North Stars	24.7
L. Zimmerman, Crescent City TC	24.7
Debbie Lewis, Klub Keystone	24.8
Sheryl Pernel, Memphis-Shelby	25.3
Jocelyn Bentley, Topeka TC	25.4
Theodora Morris, Flashettes	25.7

### 400 meter Dash

Jennie Gorham, KC North Stars	54.6
Sandra Farmer, Flashettes	55.8
Cynthia Colquitt, Klub Keystone	56.1
Donna Reeves, Shore AC	56.1
Cecile Carter, Klub Keystone	56.9
Francine Gilmore, Crescent City	57.2
Sheryl Pernel, Memphis-Shelby	57.4
Cheryl Innis, Flashettes	58.4

### 800 meter Run

Jill Haworth, DC CYO	2:11.2
Tania Wells, Memphis-Shelby YF	2:11.4
Joetta Clark, Central Jersey	2:11.7
Lori Benson, Track America, MN	2:12.2
Tawanna Thomson, K-Y TC	2:12.3
Glenda Valley, Memphis-Shelby	2:12.8
Pat Collins, Prairie State	2:14.4
Cynthia Colquitt, Keystone	2:15.9

### 1500 meter Run

Tania Wells, Memphis-Shelby	4:30.6
Aileen O'Connor, DC CYO	4:32.8
Pat Malishevski, Keystone	4:39.0
Jill Haworth, DC CYO	4:39.1
Marisa Schmitt, Ambler OC	4:43.2
P. Fitzgerald	4:43.6

### 3000 meter Run

Aileen O'Connor, DC CYO	9:49
Phyllis Hines, Memphis-Shelby	10:01.6
Tita Lewis, DC CYO	10:16.8
Pat Malishevski, Keystone	10:16.9
Marissa Schmitt, Ambler OC	10:24.6
Leigh Kincaid, Greensburg	10:34.0
Jill Cotton, Miami Run-for-Run	:36.0
Colleen Desmond, Frederick	10:39.4

### 100 meter Hurdles (33 inch)

Kim Turner, Motor City, MI	14.7
Sandra Farmer, Flashettes	14.9
Juanita Alston, Cavalettes	15.2
Karen Winston, MG Pacers	15.3
Barbara Davis, Frederick T&FC	15.3
Lois Davis, Klub Keystone	15.7
Shelli Smith, Peoria Pacettes	16.1
Diane Powell, Kirkwood WTC	16.2

### 400 meter Hurdles (30 inch)

Sonya Henderson, Flashettes	62.1
Lois Davis, Klub Keystone	62.5
Cindy Conway, West Suburban TC	64.3
Janet Gray, Frederick T&FC	64.4
Debbie Krawczyk, Prairie State	65.1
C. Mannion	65.4
Julie Gorham, Kans City N Stars	68.0

### 3000 meter Walk

Shannon Mara, Fleet Feet	18:07.5
Judy Cychol, Peoria Pacettes	18:26.3
Jill Salva, Mt Lebanon AA	18:46.0

### High Jump

Beth Jones, Sterling TC	5-7
Sheila Smith, Peoria Pacettes	5-4
Holly Johnson, Prairie State	5-4
Juanita Alston, Cavalettes	5-4
Trish Eiting, Minster	5-2
Janet Gray, Frederick T&FC	5-2

### Long Jump

Juanita Alston, Cavalettes	18- 5
Angela Williams, Gazelles	18- 3½
Lawanda Water, Kirkwood WTC	17- 6
Sheri Swanson, So Lincoln TC	17- 4
Felicia Brown, MG Pacers	17- 1
Lana Zimmerman, Crescent City	16-11½

### Shot Put (4 kilogram)

Wendy Whitley, Klub Keystone	40- 0½
Elaine Sobanski, West Penn TC	38-11½
Mary Maciejczyk	36- 6½
Linda Dill, Kirkwood WTC	36- 2½
Beth Bittel, Shore AC	36- 0½
Dana Beckelman, Metroplex	35-11
Kelly Reid, Youngstown	34- 5½

### Discus Throw (1.0 kilogram)

Kelly Reid, Youngstown	116- 1
Wendy Whitley, Klub Keystone	112- 3
Mary Maciejczyk	110- 6
Dana Beckelman, Metroplex	110- 3
Beth Bittel, Shore AC	110- 1
Elaine Sobanski, West Penn TC	107-10

### Javelin Throw (600 gram)

Paula Sampson, Kirkwood WTC	111-10
Charise Henry, K-Y TC	107- 8
Juanita Vetter, Blue Ribbon TC	104- 7

### 4 x 100 meter Relay

Flashettes...49.1	Peoria Pac...49.4
K-Y TC...49.2	Club East...49.5
Memphis-Sh...49.4	Keystone...50.4

### 4 x 440 yard Relay

Flashettes.3:50.2	K-Y TC....4:01.8
Keystone...3:55.0	Prairie St.4:04.9
Club East...3:56.2	KC N Stars.4:05.2

### 4 x 880 yard Relay

Keystone...9:10.5	Flashettes.9:50.3
DC CYO....9:19.6	K-Y TC....9:56.1
Memphis-Sh.9:36.1	W Penn TC.10:02.0

### Girls 16-17

100 meter Dash	
Wanda Hooker, Memphis-Shelby	12.3
Lori Green, Topeka TC	12.4

### 200 meter Dash

Lori Lewis, South Jersey TC	24.5
Lori Green, Topeka TC	24.6
Molly Brennan, Motor City	24.9
A. Bowles, Motor City	24.9

### 400 meter Dash

Edna Brown, Klub Keystone	54.5
Sandra Parks, Memphis-Shelby	55.6
Laura Carroll, Klub Keystone	56.4
Melissa Hill, Cavalettes	56.4
Rosemarie Giampalmo, Staten Is J	56.8
Allison Ware, Motor City	57.0
Karen Alexander, Flashettes	57.4

### 800 meter Run

Tami Essington, Peoria Pac	2:10.9
Rochelle Collins, Motor City	2:11.4
Rosemarie Giampalmo, SI Jets	2:14.4

### 1500 meter Run

Ann Henderson, Blue Ribbon TC	4:37.0
Nancy Billingsley, Peoria Pac	4:37.1
Nancy Seagar, Central Jersey	4:41.6
Betsy Oberle, Peoria Pacettes	4:43.0
Nancy Frank, Long Is Golden Sp	4:46.9
Kris Erickson, Minnesota Strid	4:47.2
Dorian McDermott, Shore AC	4:48.3

### 3000 meter Run

Nancy Seegar, Central Jersey	10:14.5
Sandra Alexander, C Jersey	10:24.2
Nancy Frank, Long Is Gold Sp	10:30.3
Nancy Fitzgerald, Shore AC	10:36.7
Kris Erickson, Minn Striders	10:37.3
Ann Johnston, Minn Striders	10:37.3

### 100 meter Hurdles (33 inch)

Julie Smithers, Shore AC	14.3
Stacy Allen, Crescent City TC	14.7
Edna Brown, Klub Keystone	14.8
Denisa Taylor, Shore AC	15.0
Teri Ellis, West Laurel	15.1
Cynthia Mellar, Motor City	15.2

### 400 meter Hurdles (30 inch)

Edna Brown, Klub Keystone	61.2
Penny Pales, Central Jersey TC	62.0
Dawn Woodruff, Lake Erie Comets	63.4
Sylvia Floyd, Klub Keystone	63.4
Stacy Allen, Crescent City TC	63.7
Teri Ellis, West Laurel	63.7

### High Jump

Judy Pollion, Memphis-Shelby	5-8
Julie Smithers, Shore AC	5-8
Inga Christenson, Greensburg TC	5-6
Robin Shaw, Utopia AC	5-6
Fam Justus, Prairie St Striders	5-4
Kim Preston, Lake Erie Comets	ti-4
Isabelle Bayer, Lake Erie Comets	5-4

### Long Jump

Julie Smithers, Shore AC	18-11½
Judy Pollion, Memphis-Shelby	18- 7½
Teri Ellis, West Laurel	18- 4½
Laura Carroll, Klub Keystone	17- 7½
Cynthia Mellas, Motor City	17- 6

### Shot Put (4 kilogram)

Sharon Redvict, Shore AC	40- 8
Gina Piatt, West Penn TC	39-11½
Jill Kuenne, So Illinois TC	38- 7½
Monica Walker, Memphis-Shelby	37- 0½
Sue Waldecker, Lk Erie Comets	37- 0½

### Discus Throw (1.0 kilogram)

Gina Piatt, West Penn TC	130-3
Debbie Williams, Lk Erie Comets	119-6
Eileen Johnson, Shore AC	119-6
Danielle Harvey, Kettering Str	118-7

### Javelin Throw (600 gram)

Debbie Williams, Lk Erie Comet	133- 6
Karen Thiebault, Shore AC	116-11
Cynthia Bukauskas, W Penn TC	112- 1

### 4 x 100 meter Relay

S Jersey....47.2	K-Y TC.....48.6
Motor City....47.3	C Jersey....48.6
Keystone....48.5	Memphis-Sh...48.6

### 4 x 440 yard Relay

Motor City.3:44.7	Memphis-Sh.3:51.2
Keystone...3:44.7	S Jersey...3:53.1

Photo by DON CHADEZ



MICHELLE GLOVER

Photo submitted by JOEL EISENBERG



ROBIN JACKSON

# NATIONAL AAU JUNIOR WOMEN CHAMPIONSHIPS

COMMENTARIES by  
ROBERT MARTIN/AAU News

UCLA - Drake Stadium  
WESTWOOD, CA - June 14, 1977

Taking advantage of unusually moderate weather (75°) and ignoring the dearth of spectators, US Junior Women once again raised their standards in most events.

Particularly outstanding were the distance races, where high school phenoms were forced to world class Junior times by strong overall fields. High School developed athletes won six of the fourteen individual titles.

KIM ROBINSON's double in the sprints and six record breaking performances highlighted this meet.

Robinson, who competes for the Los Angeles Mercuresses, won the 100 in 11.50, an electronically-timed meet record that bettered the 11.4 hand-timed mark registered by Chandra Cheeseborough in 1975. Fifty minutes later, Robinson came back to capture the 200, becoming the meet's only double winner. Her team, the Mercuresses, took team honors.

HELENE CONNELL of Jackson, NJ, competing for the Atlantic Coast Club, set a meet record in the discus for the second day in a row in the finals, with a winning toss of 159-4. In the previous day's qualifying rounds, the 17-year old had broken Teri Sabol's 1974 meet standard with a 155-7 effort.

Connell was coming off an even stronger performance in the AAU Senior Nationals, where she recorded a 165-5 (a national HS record).

LINDA GOEN, from North High School, in Bakersfield, CA, moved from 4th to 1st on the rail with less than 100 meters left to capture the 800 meter event in meet record breaking time.

JENNIE GORHAM of the Kansas City North Stars, won the 400 in a new meet record time of 52.73, an effort that would have placed her third in the Senior Nationals. Jennie had just come off a fantastic triple win in the 100, 220 and 440 at the Age Group Classic

LYNN JENNINGS (Liberty AC) broke the meet record in the 1500 meter run, snapping Debbie Quatier's '76 standard by more than four seconds.

SUSAN SCHAEFFER (Williamsville, NY) shattered the 3,000 meter record (9:28.77), eclipsing Lynn Bjorklund's old mark of 9:29.4 set in '75.

Though the meet was used to select members of the U.S Junior Team, several highly placed athletes were not eligible for the international competition, notably the winners of the high jump, shot put and javelin.



HELENE  
CONNELL

Discus  
record  
holder

## 100 meter Dash Final (wind +0.4mps)

Kim Robinson, LA Mercuresses, CA 11.50  
Val Boyer, Albuquerque TC 11.56  
Rhonda Brady, Mayor Hatcher YF 11.63  
Brenda Winston, Rialto RR 11.64  
Robbin Coleman, Beaumont TC, TX 11.74  
Jeanette Bolden, LA Mercuresses 11.80  
Deandra Carney, LA Mercuresses 11.89  
Gwen Smith, Texas Southern U 12.19

Heat #1 (wind-aided +2.2mps)-Robinson 11.66, Elaine Parker (Millbrae Lions) 11.83, Lynn Maxwell (Kentucky Blue Diamond) 11.88, Lisa Thompson (Valley of the Sun TC) 11.92, Sondra Childs (Metroplex Striders, TX) 12.01, Laurie Blanchard (West Suburban TC, IL) 12.05  
Faulette Hackett (So Jersey TC) 12.23

Heat #2 (wa +2.2mps)-Boyer 11.72, Lorene Spearman (Indy Chevetttes) 11.96, Desiree Pritchett (Chicago Zephyrs) 11.97, Rene Rochester (CT) 12.07, Vanessa Demison (Patriots-USA) 12.11  
Felicia Dupich (Colorado Flyers) 12.14

Heat #3 (w +1.2mps)-Coleman 11.63, Carney 11.67, G. Smith 11.87, Deann Gutowski (WSub) 11.89, Patricia Frost (New York PAL) 11.95, Vicky Belser 12.24; Heat #1 (w +0.7mps)-Winston 11.58, Bolden 11.68, Brady 11.71, Kathy Crawford (Central Jersey TC) 11.75  
Alice Brown (LA Mercuresses) 11.86, Phyllis Elmore (Compton CC) 11.99... first 4 in each heat advance to semis

Semi-final #1 (w +0.4mps)-Winston 11.60, Boyer 11.65, Bolden 11.68, Brady 11.78, Pritchett 11.85, Parker 11.89, Thompson 12.16; SF #2 (wa +2.2mps)-Robinson 11.58, Coleman 11.67, G. Smith 11.73, Carney 11.77, Spearman 11.94, Maxwell 12.11, Rochester 12.12... first 4 qualify to final

## 200 meter Dash Final (wind +0.9mps)

Kim Robinson, LA Mercuresses 24.21  
Gwen Loud, LA Mercuresses 24.33  
Deann Gutowski, W Suburban TC 24.50  
Val Boyer, Albuquerque TC 24.61  
Rhonda Winston, Rialto RR 24.68  
Robbin Coleman, Beaumont TC 24.93  
Kelia Bolton, Millbrae Lions, CA 25.04

Heat #1 (w -1.0mps)-Winston 24.32, Robinson 24.92, Pamela Layne (NYPAL) 25.36, Sheila Polk (Mile High Denver TC) 25.55, Childs 25.58; Heat #2 (w -2.0mps)-Coleman 24.33, Boyer 24.47, Wanda Hooker (Memphis-Shelby TP) 24.60, Belser 24.97, Denniston 25.36, Jill Pilgrim (Atoms TC, NY) 25.50;

H #3 (w +1.8mps)-Loud 24.18, Gutowski 24.50, E. Parker 24.67, Sharon Acker (MHD) 25.17, Maxwell 25.42, Rhonda Clay (MHY) 25.75; H #1 (w +1.0mps)-G. Smith 24.03, Bolton 24.66, L. Thompson 24.93, Frost 24.94, Arlise Emerson (Pat) 25.39, Blanchard 25.59, Hazel Lucas (CJ) 25.62...4 to semis

Semi-final #1 (w -0.1mps)-Robinson 23.94, G. Smith 24.06, Coleman 24.21, Bolton 24.84, Belser 24.93, Layne 25.30; SF #2 (w -1.0mps)-Loud 24.05, Winston 24.25, Boyer 24.27, Gutowski 24.41, Parker 24.54, Frost 24.84, Thompson 25.50... first 4 to final

## 400 meter Dash Final

Jennie Gorham, KC North Stars, M 52.73  
Edna Brown, Klub Keystone, PA 52.76  
Robin Campbell, Florida TC 53.45  
Marian Franklin, Millbrae Lions 53.73  
Avis Nailey, Mayor Hatcher YF 54.17  
Valerie Brisco, LA Mercuresses 54.19  
Sharon Acker, Mile High Denver 54.56  
Kim Whitehead, Dynamite TC, NY 55.42  
Arlise Emerson, Patriots-USA 56.65

Semi-final #1-Campbell 53.04, Nailey 54.09, Emerson 54.77, Gwen Gardner (LAN) 54.86, Sandy Miller (CJ) 55.79, Polk 56.18, Andrea Andrews (Atm) 56.26

SF #2-Gorham 54.02, Brisco 54.81, Whitehead 55.26, Margaret Metcalf (AbqTC) 55.98, Marquita Belk (San Jose Cindergals) 57.12, Barbara Wells (CF) 57.76; SF #3-Franklin 53.85, E. Brown 53.93, Acker 54.97, Sandra Farmer (Flashette TC, NY) 56.49, Carolyn Cole (Tucson Striders) 57.01, Geneva Stark (New Orleans Superdames) 57.42, Bev Johnson (LAM) 57.5... first 3 in each heat qualify for final

## 800 meter Run Final

Linda Goen, CA 2:05.43  
Karel Jones, Atoms TC, NY 2:06.47  
Ann Regan, S Jose Cindergals 2:06.40  
Johanna Porman, Falmouth TC 2:07.19  
Robin Blaine, Atoms TC 2:08.43  
Cindy Ashby, U of New Mexico 2:09.81  
Rose Giampalmo, Staten Is Jet 2:13.94  
Regina Felix, Atoms TC 2:16.24

Semi-final #1-Porman 2:08.30, Regan 2:08.87, Felix 2:10.34, Sandy Beach (AbqTC) 2:12.35, Patti Douglas (Liberty AC, MA) 2:14.35, Donna Promme (U of Redlands, CA) 2:15.23, Lauri Mullins (Los Angeles Naturite TC) 2:15.7, Sharon Hulise (Pat) 2:16.9;

SF #2-K. Jones 2:08.35, Blaine 2:09.34, Ashby 2:10.03, Dana Arnm (WA) 2:10.15  
Glenda Valley (MSH) 2:13.48, Cynthia Warner (LAN) 2:13.66, Susie Meek (Blue Angels) 2:14.3, Theresa Caudillo (Long Beach Comets) 2:17.5; SF #3-Campbell 2:09.53, Goen 2:08.95, Giampalmo 2:09.03, Jill Haworth (CYO TC, DC) 2:09.58, Michelle Bush (BA) 2:12.59, Roma Antoniewicz (LAN) 2:13.47, Martha Ningués (Atm) 2:16.4...4 to final

## 1500 meter Run Final

Lynn Jennings, Liberty AC 4:18.06  
Margaret Groos, Nashv'l Whippet 18.55  
Tania Wells, Memphis-Shelby 4:22.1  
Lynn Lashley, Memphis-Shelby 4:23.80  
Anne Henderson, Blue Ribbon 4:28.18  
Aileen O'Connor, CYO TC, DC 4:28.81  
Stacy Crystal, Colorado Gold 4:28.82  
Linda Broderick, Maccabi TC 4:31.42

## 3000 meter Run Final (flights 1 & 2)

Susan Schaeffer, NY 9:28.77  
Aileen O'Connor, CYO TC, DC 9:29.08  
Lynn Lashley, Memphis-Shelby 9:30.23  
Vicky Bray, S Jose Cindergals 9:43.33  
Kate Conant, Axeman TC, OR 9:44.68  
Margaret Groos, Nashv'l Whippet 46.09  
Karen Bridges, Texas TC 9:47.44  
Phyllis Hines, Men-Sh (fl 2) 9:50.40  
Carrie Jo Craven, Ohio TC (2) 9:51.92  
Jan Oehm, Liberty AC (2) 9:58.63  
Roxanne Bier, SJ Cin'gals 10:01.08

Carol Keller, Jamul Toads (2) 10:02.1  
Kathy Adams, Club North, CA 10:02.8  
Lauri Shansby, Cheetah TC, WA 10:06.5  
Chris Troffer, LA Naturite 10:06.7  
Deloria Hobson, LA Na'rite (2) 10:08.17  
Kathy Robertson, Honolulu (2) 10:11.22  
Ann Trason, Monterey Pen (2) 10:12.99  
Kelly Wells, Rialto RR (2) 10:17.6  
Kerry Brogan, Arrow TC, CA (2) 10:17.6

## 100 meter Hurdles/33" Final (w +2.0m)

Rhonda Brady, Mayor Hatcher YF 13.69  
Lori Dinello, West Suburban TC 13.78  
Karen Wechsler, Indy Chevetttes 13.94  
Kris Costello, S Jose Cind'gals 14.17  
Debra Carson, Valley of the Sun 14.21  
Dolores Lee, Las Vegas Striders 14.22  
Patsy Walker, Falcon TC, WA 14.52  
Lisa Gouridine, Patriots-USA 14.78

Heat #1 (wind +0.1mps)-Dinello 13.79, Denise Pemberton (LAN) 14.82, Dana Collins (VOS) 14.84, Ann Crump (LVS) 15.23, Maggie Root (Kansas City North Stars) 15.53; H #2 (wind-aided +2.2mps)-Brady 14.00, Carson 14.18, Janet Beall (MSH) 15.03, Laura Kutska (WSub) 15.09, Candy Ross (Berkeley East Bay TC) 15.31, Jean Christenson (CG) 15.49

H #3 (wa +2.1mps)-Wechsler 14.10, Lee 14.29, Gouridine 14.54, Walker 14.61, Denise Cornell (Salinas Valley TC, CA) 15.16, Jeanelle Smalley (TexTC) 15.45  
H #4 (w +1.2mps)-Costello 14.51, Taryn Carnter (CJ) 14.69, Linda Bourn (Will's Spikettes) 14.89, Anna Gabriel (BEB) 15.00, Kim Burgess (BEB) 15.16, Sharri Shelton (Flathead Valley Timberettes, MT) 15.39... first 4 in each heat qualify for semis

Semi-final #1 (wa +2.3mps)-Dinello 13.69, Lee 14.08, Costello 14.11, Gouridine 14.40, Gabriel 14.68, Beall 14.99, Carter 15.05, Kutska 15.13; SF #2 (w +1.7mps)-Brady 13.68, Wechsler 13.84, Carson 14.16, Walker 14.42, Crump 14.90, Pemberton 14.98, Collins 15.09, Bourn 15.32... first 4 to final

400 meter Low Hurdles Final	
Sandra Farmer, Flashed TC, NY	58.90
Teri Wierson, Portland TC	59.95
Nancy Robinson, Palmouth TC, MA	59.97
Stephanie Vega, Atoms TC	60.87
Sonja Henderson, Flashed TC	61.25
Michelle Hawthorne, Berkeley EB	61.52
Debbie Halady, Palmouth TC	64.17
<b>Semi-final #1-Vega 60.58, Henderson 62.70, Candy Ross (BEB) 64.07, Halady 64.66, Alison Reed (LAC) 64.95, Bonita Gray (NIY) 66.05, Tracie McMurray (So California Cheetahs) 67.06; SF#2 -Farmer 59.53, Robinson 60.59, Wierson 61.02, Hawthorne 62.26, Debbie Cuevas (Arizona Pacers) 63.64, Cathy Hohmann (Cupertino Yearlings, CA) 64.94, Brenda Billiard (CO) 66.1 ...first four in each heat to finals</b>	

3000 meter Walk Final	
Susan Liers, Island TC, NY	14:50.97
Tracy Trisco, Blue Angels	15:04.13
Joyce Brodock, Rialto RR	15:19.53
Eileen Smith, New York PAL	15:28.43
Linda Bottlik, Rialto RR	15:39.28
Chris Sakelarios, Redwood C Fly	15:43.13
Jessica Waskow, Rialto RR	16:00.7
Laura Spencer, Cupertino Yrlng	:05.7

High Jump Final	
Maggie Garrison, Club Northwest	5-11
Anne Gilliland, Alb'que Olympette	5-10
Sally Layman, Spokane Kiwanis, WA	5-9
Sharon Burrill, Colorado Gold	5-9
Chris Remmling, Lakewood Int'l	5-9
Debra Williams, Ky Blue Diamond	5-9
Kathy Cook, Los Angeles Naturite	5-7
Patsy Walker, Falcon TC	5-7
Tanya Alston, Berkeley East Bay	5-7
Julie Cosgrove, Falcon TC	5-7
Sherri Felton, Club Northwest	5-7
Monique Donithan, Vly of the Sun	5-5
Tammy Collman, Oregon TC	5-5

Other qualifier (5-6 qualified): Margaret Metcalf (AbqTC) 5-6; Non-qualifiers (cleared 5-4): Judy Pollion (M-Sh), Kari Gosswiller (SAL TC, CA) (M-Sh), Tammy Thomas (MpxStr), Ross, Janet Weide (LVS), Lisa Peters (LAN)	
<b>Long Jump Final (wind +0.8 to 2.2mps)</b>	
Gwen Loud, LA Merc (18-10 <sup>1</sup> / <sub>2</sub> wok)	19-7 <sup>1</sup> / <sub>2</sub>
Karen Elmore, Millbrae Lions	19-7 <sup>1</sup> / <sub>2</sub>
Brenda Johnson, Las Vegas Str	19-7 <sup>1</sup> / <sub>2</sub>
Roxanne Keating, Vly of Sun	19-5 <sup>1</sup> / <sub>2</sub>
Patsi Walker, Falcon (18-10 <sup>1</sup> / <sub>2</sub> wok)	19-3 <sup>1</sup> / <sub>2</sub>
Pat Johnson, Chi Zeph (18-9wok)	19-2 <sup>1</sup> / <sub>2</sub>
Lisa Gouridine, Patriots-USA	19-0 <sup>1</sup> / <sub>2</sub>
Arnetta Robinson, LA Naturite	18-3 <sup>1</sup> / <sub>2</sub>
Debra Carson, Vly of the Sun	18-3 <sup>1</sup> / <sub>2</sub>
Kim Moran, LA Naturite	18-1 <sup>1</sup> / <sub>2</sub>
Veronica Bell, S Cal Cheetahs	17-9 <sup>1</sup> / <sub>2</sub>
Erin Pike, LA Naturite	17-3

Qualifying Round-Gouridine 19-5 <sup>1</sup> / <sub>2</sub> , Loud 19-5 <sup>1</sup> / <sub>2</sub> , Elmore 19-5, Carson 19-4, Keating 19-3 <sup>1</sup> / <sub>2</sub> , B.Johnson 19-2 <sup>1</sup> / <sub>2</sub> , P.Johnson 18-11 <sup>1</sup> / <sub>2</sub> , Walker 18-11 <sup>1</sup> / <sub>2</sub> , Bell 18-10	
Pike 18-5 <sup>1</sup> / <sub>2</sub> , Moran 18-4 <sup>1</sup> / <sub>2</sub> , Robinson 18-4; Non-Qualifiers: Sharri Shelton (FVT) 18-4W, Joni Clark 18-3 <sup>1</sup> / <sub>2</sub> , Dana Collins 18-3 <sup>1</sup> / <sub>2</sub> , Rebecca Rohrer (CA) 18-3, Judy Pollion 18-1, Amy Davis (U of Houston) 18-0 <sup>1</sup> / <sub>2</sub> , Cornell 17-11 <sup>1</sup> / <sub>2</sub> , Ann Van (VOS) 17-10, Kutska 17-5 <sup>1</sup> / <sub>2</sub> , Tomi Rucker (Pioneer AC, DC) 17-5	

Shot Put (4 kilogram) Final	
Deanna Patrick, Ky Bl Diamond	46-10 <sup>1</sup> / <sub>2</sub>
Caryl Van Pelt, Club Northwest	46-0
Susan Thornton, Memphis-Shelby	44-6
Susie Ray, Blue Angels	44-3 <sup>1</sup> / <sub>2</sub>
Kelly Curran, Colorado Gold	44-3 <sup>1</sup> / <sub>2</sub>
Kerry Zwart, LA Naturite	43-5 <sup>1</sup> / <sub>2</sub>
Dana Collins, Vly of the Sun	41-8 <sup>1</sup> / <sub>2</sub>
Gina Piatt, West Penn TC	41-1 <sup>1</sup> / <sub>2</sub>
Cynthia Young, CO	41-0 <sup>1</sup> / <sub>2</sub>
Peri Jude Radecic, W Penn TC	39-11 <sup>1</sup> / <sub>2</sub>

Qualifying Round-Patrick 46-0, Van Pelt 45-2 <sup>1</sup> / <sub>2</sub> , Zwart 45-2 <sup>1</sup> / <sub>2</sub> , Thornton 43-7 <sup>1</sup> / <sub>2</sub> , Curran 43-4 <sup>1</sup> / <sub>2</sub> , Ray 43-3 <sup>1</sup> / <sub>2</sub> , Collins 42-9 <sup>1</sup> / <sub>2</sub> , Radecic 42-5 <sup>1</sup> / <sub>2</sub> , Kay Warren (LAM) 41-10 <sup>1</sup> / <sub>2</sub> , Piatt 41-3 <sup>1</sup> / <sub>2</sub> , Young 41-1 <sup>1</sup> / <sub>2</sub> , Stampfli (Lassen TC, CA) 40-11 <sup>1</sup> / <sub>2</sub>	
<b>Non-Qualifiers-Kathy Kutchka (Salinas Vly) 40-5<sup>1</sup>/<sub>2</sub>, Jackie Henry (Cheetah TC) 40-1, Debbie Holliday (FVT) 40-0, Kim Johnson (Lib) 39-10<sup>1</sup>/<sub>2</sub>, Victoria McLendon (TX) 39-7<sup>1</sup>/<sub>2</sub>, Margaret Fox (CG) 39-6<sup>1</sup>/<sub>2</sub>, Brenda Denney (CG) 39-4<sup>1</sup>/<sub>2</sub>, Vickie Powell (Boulder Cinderbellies, CO) 39-4<sup>1</sup>/<sub>2</sub>, Heidi Kauti (Maccabi TC, CA) 39-3<sup>1</sup>/<sub>2</sub>, Christie Ault (Jeffco Jets, CO) 38-10<sup>1</sup>/<sub>2</sub>, Deedee Akeo (Hon) 38-1, Dana Olson (TX) 37-11<sup>1</sup>/<sub>2</sub>, Debra Pryor (BEB) 37-11<sup>1</sup>/<sub>2</sub>...top 12 advanced to final</b>	

Discus Throw (1.0 kilogram) Final	
Helene Connell, Atlantic Coast	159-4
Christi Pyle, LA Naturite TC	146-8
Mary Ann Stevenson, Oregon TC	144-4
Karen Stampfli, Lassen TC	143-0
Deanna Patrick, Ky Bl Diamond	140-7
Vickiee Cobern, TX	139-5
Gina Piatt, West Penn TC	138-0
Brenda Denny, Colorado Gold	137-10
Leslie Deniz, Peach Bowl Pacer	136-5
Pia Iacovo, CT	136-2
Margaret Fox, Colorado Gold	133-10
Cynthia Young, CO	123-3

Qualifying Round-Connell 155-7, Pyle 155-6, Stevenson 139-5, Deniz 138-11, Patrick 138-3, Fox 137-0, Piatt 135-2	
Denney 134-8, Cobert, 134-5, Iacovo 133-6, Stampfli 132-11, Young 130-8; Non-Qualifiers-Dana Olsen 129-5, Leslie Hoerner (Lkw Int'l, CA) 129-5, Radecic 129-3, Lisa Cravits (LAN) 127-7, Tehani Thomas (Hon) 124-1, Jill Ridenour (Peach Bowl Pacers, CA) 123-9, Powell 123-4...top 12 to final	

Javelin Throw (600 gram) Final	
Cathy Sulinski, Millbrae Lions	162-4
Keri Camarigg, Shore AC, NJ	156-11
Debbie Dibb, Team West, CA	141-9
Jackie Nelson, Blue Angels	141-6
Lisa Van Benthem, S Diego Coug	140-4
Lorelei Van Benthem, SD Coug	139-9
Raedean Rona, Patriots-USA	128-5
Peri Jude Radecic, W Penn TC	124-9

4 x 110 yard Relay Final	
LA Merc "A" 46.51 W Suburban...47.22	
Mem-Shelby...46.72 Indy Chev...47.23	
LA Merc "B" 46.84 LA Naturite...47.29	
Millbrae L...46.87	
<b>Semi-final #1-ML 46.27, LAM 46.74, W Sub 47.22, Indy 47.75, NYPAL 47.86, Berk EB 48.77, LA Nat 48.86; SF #2-LAM 46.28, M-Sh 46.99, LA Nat 47.47, CenJsy 48.06, Chi Zeph 48.31, S Cal Cheetahs 48.64...top 4 teams to final</b>	

880 yard Medley Relay Final	
LAM "A" ...1:43.20 LAM "B" ...1:45.02	
Mem-Shel...1:43.77 M Hatcher...1:45.81	
LA Nat...1:44.65 Metroplex...1:46.56	
Chi Zeph...1:44.98 Patriots...1:49.1	
<b>Semi-final #1-LAM 1:46.12, Pat 1:46.3 CZ 1:46.53, Mpx 1:47.15, M-Sh 1:48.12 SC Ch 1:48.15; SF #2-LAM 1:43.61, MH 1:44.80, LA Nat 1:45.08, M-Sh 1:45.19 Vly of Sun 1:48.60, Bl Angels 1:48.60</b>	

4 x 440 yard Relay Final	
Atoms TC...3:43.64 SC Cheetah...3:53.56	
LA Merc...3:47.08 Colo Gold...3:54.10	
Mem-Shel...3:48.97 Berk E Bay...3:54.33	
Superdames...3:59.19 M Hatcher...3:59.79	

4 x 880 yard Relay Final	
Liberty...8:52.8 Metroplex...9:00.42	
LA Nat...8:54.51 Palmouth...9:11.43	
SJ Cin'gals...55.99 Colo Gold...9:14.46	
Bl Angels...8:58.83 Atoms TC...9:30.6	

# DECATHLON & PENTATHLON NATIONAL CHAMPIONSHIPS

YAKIMA, WA - July 2-4, 1977

From BERNARD DARE, DON KAVADAS & PETE CAVA/AAU

Cashmere's (WA) KEITH COLLINS said afterwards that he never doubted that he would win it and his record point total of 7,178 in the Senior Boys division of the National Junior Olympics Decathlon and Pentathlon Championships reflected his overpowering confidence.

Collins was the class of a senior boys' decathlon at Yakima's Zaepfel Stadium that included a whopping 15 competitors over the magic 6,000 mark.

Keith finished ahead of TIM SIM of Halsey, OR, and Yakima's own SCOTT WELLS while defending champion TERRY SCOTT (Ocean Shores, WA), hobbled by a recurrent leg cramp, finished a distant 16th with 6,053 points.

"Oh yeah, I thought I would win," said Collins, who plans to play basketball as a frosh for Central Washington State this fall. "Things were a little shaky after the pole vault when Sim was coming close to catching me, and then he came a little closer in the javelin. But after that, I knew I'd be able to hold on."

In the Intermediate division, Walla Walla's KRAIG KLICKER smashed the national record of 5,642 set in 1975 by John Holloway by scoring 5722 points. Second was DAVID DAUGHTRY of Raleigh, NC, recording an excellent 5621.

BEVERLY FULLER from tiny Miltonvale, KS, easily won the Senior Pentathlon event with 3,564 while JACKIE JOYNER of East St. Louis, IL, earned high honors in the Intermediate (14-15) Pentathlon with 3,613 points.

When the 17-year old Fuller arrived with her father, they were well ahead of schedule. In fact, everything went perfectly - especially when she arrived at the Zaepfel Stadium track. You see, the track in Fuller's tiny Miltonvale, KS, (population 600) is an odd-shaped cinder course that is over 100 yards too short. And until her father pitched in, the school didn't own a hurdle. The rundown track and the equally unimpressive high school, built in 1919, probably blend right in with the rest of tiny Miltonvale.

No matter where Miss Fuller is from, she did very well. With just one event left, she led the Senior Pentathlon by over 70 points. Since she just turned 17, Beverly still has another year of Junior Olympics left.

## Intermediate Boys (born 1961-62)

Decathlon	
/100m; LJ, SP(12#), HJ, 400m, 100mH(39"), DT(1.6k), FV, Lj, 1500m	
Kraig Klicker, Walla Walla, WA...5722	
/11.8, 20-3, 47-1 <sup>1</sup> / <sub>2</sub> , 5-4 <sup>1</sup> / <sub>2</sub> , 56.0, 17.8, 114-0, 10-0 <sup>1</sup> / <sub>2</sub> , 146-11, 5:31.6/	
David Daughtry, Raleigh, NC...5621	
/12.0, 18-6 <sup>1</sup> / <sub>2</sub> , 32-11 <sup>1</sup> / <sub>2</sub> , 5-6 <sup>1</sup> / <sub>2</sub> , 54.5, 16.6, 92-1 <sup>1</sup> / <sub>2</sub> , 11-9 <sup>1</sup> / <sub>2</sub> , 140-10, 4:43.4/	
John Powers, Scotch Plains, NJ...5300	
/11.8, 19-11 <sup>1</sup> / <sub>2</sub> , 36-7, 5-8 <sup>1</sup> / <sub>2</sub> , 57.2, 18.8, 107-5, 9-6 <sup>1</sup> / <sub>2</sub> , 129-0, 5:14.8/	
Brian Cramer, Natchez, MS...5196	
/12.0, 17-5 <sup>1</sup> / <sub>2</sub> , 31-4, 5-2 <sup>1</sup> / <sub>2</sub> , 54.9, 17.5, 96-7 <sup>1</sup> / <sub>2</sub> , 10-5 <sup>1</sup> / <sub>2</sub> , 120-8, 4:35.8/	
Glen Benoit, Natchez, MS...5113	
/12.2, 19-1 <sup>1</sup> / <sub>2</sub> , 33-7 <sup>1</sup> / <sub>2</sub> , 5-6 <sup>1</sup> / <sub>2</sub> , 56.4, 16.4, 84-4 <sup>1</sup> / <sub>2</sub> , 9-6 <sup>1</sup> / <sub>2</sub> , 109-10, 4:55.0/	
Tim Johnson, Bloomfield, NE...5105	
/11.8, 18-3 <sup>1</sup> / <sub>2</sub> , 39-7 <sup>1</sup> / <sub>2</sub> , 5-4 <sup>1</sup> / <sub>2</sub> , 52.9, 20.0, 79-8 <sup>1</sup> / <sub>2</sub> , 8-0, 125-5, 4:33.9/	
Gregg Pewitt, Coalinga, CA...5098	
Charles Gaudette, Yakima, WA...5000	
Cliff Smelser, Yakima, WA...4976	

## Senior Boys (born 1959-60)

Decathlon - same events as Int.	
Keith Collins, Cashmere, WA...7178	
/11.1, 22-6, 44-0, 6-2, 50.5, 14.4, 130-2, 10-10, 184-8, 4:54.8/	
Tim Sim, Halsey, OR...6903	
/11.1, 20-10, 44-6, 5-10, 51.7, 14.7, 128-7, 12-3 <sup>1</sup> / <sub>2</sub> , 152-11, 4:49.2/	
Scott Wells, Yakima, WA...6643	
/11.3, 21-8 <sup>1</sup> / <sub>2</sub> , 39-8, 6-0, 49.6, 15.2, 109-2, 11-0 <sup>1</sup> / <sub>2</sub> , 147-4, 4:50.2/	
John Holloway, Sikeston, MO...6531	
/11.3, 20-7 <sup>1</sup> / <sub>2</sub> , 40-5 <sup>1</sup> / <sub>2</sub> , 6-4, 52.6, 16.3, 104-3, 10-4, 169-5, 4:34.9/	
Lane Maestretti, Seattle, WA...6483	
/11.6, 20-1, 43-9 <sup>1</sup> / <sub>2</sub> , 5-10, 53.5, 16.4, 124-8, 13-9 <sup>1</sup> / <sub>2</sub> , 142-9, 4:57.9/	
Doug Larson, Bellingham, WA...6437	
/11.7, 20-1 <sup>1</sup> / <sub>2</sub> , 37-5 <sup>1</sup> / <sub>2</sub> , 6-2, 54.2, 15.9, 109-6, 12-0 <sup>1</sup> / <sub>2</sub> , 162-5, 4:37.3/	
Bill Coleman, Horsham, PA...6402	
/11.7, 20-0 <sup>1</sup> / <sub>2</sub> , 40-8 <sup>1</sup> / <sub>2</sub> , 5-10, 54.5, 15.3, 123-9, 10-10, 184-8, 4:54.8/	

Richard Smith, Toms River, NJ...6322
/11.8, 19-5 <sup>1</sup> / <sub>2</sub> , 39-3 <sup>1</sup> / <sub>2</sub> , 6-2, 53.6, 16.2, 112-9, 13-9 <sup>1</sup> / <sub>2</sub> , 134-6, 4:53.7/
Mike Alford, Hattiesburg, MS...6237
Forest Crigler, Horsham, PA...6228
Kim Stephens, Conway, AK...6185
Dave Lorvick, Seattle, WA...6181
Chris Doble, Placencia, CA...6153
Brian Peters, Forest Grove, OR...6119
Bob Stebbins, Horsham, PA...6057
Terry Scott, Ocean Shores, WA...6053
Lee Rath, East Wenatchee, WA...5944
Ken Collins, Cashmere, WA...5915
Greg Hall, Connell, WA...5878
Hank Hodges, Natchez, MS...5811
Bill Eckenrode, West Plains, MO...5779

## Intermediate Girls (born 1961-62)

Pentathlon	
/100mH, SP(4kg), HJ, LJ, 800m/	
Jackie Joyner, E St Louis, IL...3613	
/14.7, 27-5 <sup>1</sup> / <sub>2</sub> , 5-0 <sup>1</sup> / <sub>2</sub> , 18-2 <sup>1</sup> / <sub>2</sub> , 2:19.7/	
Deborah Thurston, E St Louis, IL 3402	
/15.7, 25-5 <sup>1</sup> / <sub>2</sub> , 5-5 <sup>1</sup> / <sub>2</sub> , 17-6 <sup>1</sup> / <sub>2</sub> , 2:13.4/	
Dena Speir, Atlanta, GA...3384	
/14.8, 25-3 <sup>1</sup> / <sub>2</sub> , 5-2 <sup>1</sup> / <sub>2</sub> , 15-2 <sup>1</sup> / <sub>2</sub> , 2:20.6/	
Susan Burrus, Bellevue, WA...3352	
/14.9, 25-6 <sup>1</sup> / <sub>2</sub> , 5-2 <sup>1</sup> / <sub>2</sub> , 14-11 <sup>1</sup> / <sub>2</sub> , 2:12.2/	
Shelly Duran, Salim, KS...3308	
/15.0, 34-4 <sup>1</sup> / <sub>2</sub> , 4-8, 16-5, 2:34.2/	
Brenda Allwine, Pullman, WA...3244	
/15.0, 24-5, 4-8, 17-2 <sup>1</sup> / <sub>2</sub> , 2:25.5/	
Paula Kobliska, Bakersfield, CA...3158	
Wendy Limbaugh, Moscow, ID...3149	
Sarah McIntyre, Camano Is, WA...3129	

## Senior Girls (born 1959-60)

Pentathlon - same events as Int.	
Beverly Fuller, Miltonvale, KS...3564	
/15.5, 29-3 <sup>1</sup> / <sub>2</sub> , 5-6 <sup>1</sup> / <sub>2</sub> , 16-6, 2:23.6/	
Maggie Root, Gladstone, MO...3296	
/14.6, 28-10 <sup>1</sup> / <sub>2</sub> , 5-0 <sup>1</sup> / <sub>2</sub> , 16-8, 2:42.7/	
Judy Becker, Junction City, KS...3212	
/16.3, 36-0 <sup>1</sup> / <sub>2</sub> , 5-2 <sup>1</sup> / <sub>2</sub> , 15-8 <sup>1</sup> / <sub>2</sub> , 2:48.0/	
June Curley, Stanwood, WA...3099	

# USA-USSR JUNIOR TRACK & FIELD MEET

RICHMOND, CA - July 2-3, 1977  
From PETE CAVA/AAU

The United States - Soviet Junior Meet at the University of Richmond was the 6th Annual renewal of this event.

Although the Junior Men Team dominated their USSR counterparts by a substantial margin, the highlights of the meet was provided by VLADIMIR YASHENKO, an 18 year-old Ukrainian, who scaled the fantastic height of 7-7½ (2.33m) establishing a new world record.

After missing only once at 7-3, he began his memorable feat by improving on his world Junior record to 7-5½. With the bar raised at 7-7, he cleared that height on his first attempt, breaking the European standard. He needed only one jump to break the world record with room to spare!

On the American side, RONALDO NEHE-MIA proved to be the best hurdler in prep history, breaking by 0.2 the HS record for international hurdles.

PAUL LANKFORD of Farmingdale HS, brought his time down to 50.52 in the 400m hurdles, the best high school mark ever with automatic timing.

Metuchen's (NJ) VINCE REILLY improved his decathlon total to 7139 points, consolidating his position as 3rd best prep decathlete ever.

ALAN SCHARSU of Fitch HS in Ohio, replacing ALBERTO SALAZAR in the 5,000m, won this event decisively.

La Monte King jumped 25-9¾, becoming the 5th best high school performer in that event.

The American Junior Women went on to defeat the Russian team, helped by a sweep in the high jump.

17-year-old SHARON BURRILL of the Colorado Gold TC, managed a P.R. 6-0, only the 5th American to achieve that height.

ANNE GILLILAND (17) of the Albuquerque Olympettes, was right behind at 6-11 a personal best.

VAL BOYER shaved a tenth of Brenda Morehead's meet record in the 100m and ran an excellent leg on the victorious 400m Relay.

15 year-old ANN REGAN was a strong runner-up in the 800m, recording a PR of 2:04.37, while PATSI WALKER (17) and KERRY ZWART (16) went 1-2 in the Pentathlon competition.

/Pitt Field (all-weather track), University of Richmond; Junior Men (born in 1958 & later) Team score: USA 135 - USSR 96; Junior Women (born in 1959 & later) Team score: USA 79 - USSR 67; Combined score: USA 214 - USSR 163/

First Day

**JUNIOR MEN**

**100 meter Dash**

Randy Smith, USA (MI)	10.55
Stanley Young, USA (MI)	10.76
Vladimir Muravyev, USSR	10.87
Andrei Shylapnikov, USSR	10.93

**400 meter Dash**

Keith Brown, USA (MD)	46.6
Tony Tufariello, USA (NY)	46.9
Vyacheslav Dotsenko, USSR	47.2
Nikolai Chernetskiy, USSR	47.5

**1500 meter Run**

Pavel Yakovlev, USSR	3:47.44
Sam James, USA (MI)	3:47.86
Aleksei Litvinov, USSR	3:50.71
Brian Russell, USA (CA)	3:52.2

**5000 meter Dash**

Alan Scharsu, USA (OH)	14:20.13
Yevgeniy Pirkin, USSR	14:21.07
Chris Fox, USA (WV)	14:36.38
Alexander Kuznetsov, USSR	14:59.9

**110 meter Hurdles (42 inch)**

Renaldo Nehemiah, USA (NJ)	13.5
Dan Lavitt, USA (MO)	13.9
Yuriy Chervanov, USSR	14.3
Alexander Kharlov, USSR	14.3

**10000 meter Walk**

Nikolai Vinnichenko, USSR	50:17.49
Alexander Korol, USSR	50:17.60
Michael Morris, USA (NY)	51:16.99
Clifford Mimm, USA (NJ)	53:37.20

**Pole Vault**

Billy Olson, USA (TX)	4.88m/16-0¼
Alexander Dolgov, USSR	4.73m/15-6¼
Victor Spasov, USSR	no height
Paul Pilla, USA	no height

**Triple Jump**

Gennadiy Vayaukevich, SSR	16.27m/53-4¼
Robert Cannon, USA (OH)	15.99m/52-5¼
Alexander Lisichenok, SS	15.36m/50-4¼W
Larry Lowe, USA (GA)	15.34m/50-4

**Shot Put (16 pound)**

Alexander Stepankov, SSR	18.35m/60-2¼
Jeff Stover, USA (OH)	17.79m/58-4¼
John McKenzie, USA (CA)	17.66m/57-11¼
Yuriy Dumchev, USSR	16.37m/53-8¼

**Hammer Throw (16 pound)**

Sergei Litvinov, USSR	70.44m/231-1
Gennadiy Shalupenko, SSR	63.20m/207-4
Tom Lenz, USA (RI)	57.30m/188-7
Tim Bruno, USA (NJ)	55.42m/181-10

**Javelin Throw (800 gram)**

Tom Petranoff, USA (CA)	76.96m/253-6
Alexander Osipov, USSR	73.22m/240-3
Steve Kreider, USA (NJ)	71.00m/232-11
Igor Shumskikh, USSR	70.28m/230-7

**4 x 110 yard Relay**

USA-Nehemiah, Derrek Harbour, Randy Smith, Keith Taylor...39.91  
USSR.....49.50

Lyudmila Dobrylina, USSR	11.8
Irina Olkhovnikova, USSR	12.1

**400 meter Dash**

Edna Brown, USA (PA)	54.65
Marian Franklin, USA (CA)	54.91
Teresa Lordovskaya, USSR	55.98
Tatyana Savchenko, USSR	56.76

**1500 meter Run**

Rafiliya Agletdinova, USSR	4:18.7
Lynn Jennings, USA (MA)	4:18.9
Svetlana Guskova, USSR	4:19.9
Margaret Groos, USA (TX)	4:24.3

**Discus Throw (1.0 kilogram)**

Lyudmila Devitskaya, SSR	51.30m/168-4
Helene Connell, USA (NJ)	50.08m/164-4
Tatyana Ivanova, USSR	45.72m/150-0
Christi Pyle, USA (CA)	42.60m/139-9

**Javelin Throw (600 gram)**

Emiliya Priyama, USSR	55.48m/182-0
Nadezhda Tupitsina, SSR	47.50m/155-10
Jackie Nelson, USA (CA)	46.08m/151-2
Debbie Dibb, USA (CA)	42.32m/138-10

**4 x 110 yard Relay**

USA-Rhonda Brady, Boyer, Robinson, Brenda Winston....45.14  
USSR.....46.65

Second Day

**JUNIOR MEN**

**200 meter Dash**

Brad McDonald, USA (MD)	21.26
Derrek Harbour, USA (OH)	21.55
Vladimir Muravyev, USSR	21.97
Anatoliy, Litvinov, USSR	22.06

**800 meter Run**

Sam Summerville, USA (NJ)	1:48.13
Valeriy Liman, USSR	1:49.22
Scott Clark, USA (MN)	1:49.5
Valeriy Liskov, USSR	1:50.92

**3000 meter Steeplechase**

Ron Craker, USA (IL)	9:02.68
Michael Priton, USA (OR)	9:08.34
Victor Vinogradov, USSR	9:16.0
Leonid Veremayev, USSR	9:23.6

**10000 meter Run**

Alberto Salazar, USA (MA)	29:14.8
Jim Stontzi, USA (WI)	32:04.1
Vladimir Kotov, USSR	32:48.0
Alexander Shirinkin, USSR	34:42.1

**400 meter Hurdles (36 inch)**


Paul Lankford, USA (NY)	50.52
Karl Williams, USA (VA)	51.64
Mikhail Rastrygin, USSR	54.00
Dmitriy Mikhailenko, USSR	54.6

**High Jump**

Vladimir Yashchenko, USSR	2.33m/7-7¼
Thurlis Gibbs, USA (CA)	2.13m/7-0
Yuriy Ripikha, USSR	2.08m/6-10
Richard Carey, USA (NY)	2.08m/6-10

**Long Jump (W = wind-aided jump)**

LaMonte King, USA (AZ)	7.87m/25-9¼
Dannie Jackson, USA (CA)	7.80m/25-7
Alexander Kozlov, USSR	7.63m/25-0¼W
Gennadiy Vayukevich, SSR	7.41m/24-3¼W



PAUL LANKFORD

Photo/LARRY BENNETT

**Discus Throw (2.0 kilogram)**

Yuriy Dumchev, USSR	58.32m/191-4
Greg Martin, USA (MS)	54.94m/180-3
Scott Endler, USA (CA)	51.06m/167-6
Alexander Osipov, USSR	41.58m/136-5

**4 x 440 yard Relay**

USA-Keith Brown, Dwight Jones, Walter McCoy, Tony Tufariello....3:08.39  
USSR.....3:11.95

**Decathlon (first and second day)**

/100m, LJ, 16# Shot Put, HJ, 400m, 110mH(42"), DT(2.0k), PV, JT, 1500m/

Vince Reilly, USA (NJ)	7139 points
/11.66, 21-5, 39-0¼, 6-5¼, 51.48, 15.7, 107-4, 14-1, 179-9, 4:23.6/	
Vladimir Malykh, USSR	7091 points
/11.49, 21-2, 43-9¼, 6-6, 52.05 16.2, 128-3, 13-0, 187-9, 4:46.9/	
Dennis Morley, USA (CA)	6654 points
/12.18, 20-0, 40-9¼, 6-4, 53.49, 16.8, 127-7, 12-8, 199-3, 4:39.1/	
Ogor Kolvanov, USSR	6569 points
/11.69, 21-1¼, 36-1, 6-6, 53.51, 16.2, 117-1, 13-0, 153-3, 4:59.9/	

**Team Score - Men: USA 135 - USSR 96**

**JUNIOR WOMEN**

**200 meter Dash**

Kim Robinson, USA (CA)	24.25
Deann Gutowski, USA (IL)	24.75
Irina Olkhovnikova, USSR	25.15
Irina Yushchenko, USSR	25.31

**800 meter Run**

Olga Chichikina, USSR	2:03.85
Ann Regan, USA (CA)	2:04.37
Irina Podyalovskaya, USSR	2:05.28
Linda Goen, USA (CA)	2:06.3

**100 meter Hurdles (33 inch)**

Rhonda Brady, USA (IN)	13.69
Mariya Kernenchezhi, USSR	13.96
Lori Dinello, USA (IL)	14.19
Olga Bilous, USSR	15.33

**High Jump**

Sharon Burrill, USA (CO)	1.83m/6-0
Anne Gilliland, USA (NM)	1.80m/5-11
Svetlana Vanyushina, USSR	1.80m/5-11
Marina Serkova, USSR	1.73m/5-8¼

**Long Jump (W = wind-aided jump)**

Irina Apollonova, USSR	6.24m/20-5¼
Karen Elmoro, USA (CA)	6.14m/20-1¼
Lyudmila Davydova, USSR	5.96m/19-6¼
Gwen Loud, USA (CA)	5.93m/19-5¼

**Shot Put (4 kilogram)**

Lyudmila Devitskaya, SSR	16.49m/54-1¼
Tatyana Ivanova, USSR	15.61m/51-2¼
Helene Connell, USA (NJ)	13.33m/43-8¼
Kelly Curran, USA (CO)	13.28m/43-6¼

**4 x 440 yard Relay**

USA-Valerie Brisco, Gutowski, Franklin, Edna Brown.....3:39.59  
USSR.....3:46.82

**Pentathlon (first and second day)**

/100mH(33"), SP(4k), HJ, LJ, 800m/

Patsi Walker, USA (WA)	4005 points
/14.64, 36-5¼, 5-7¼, 18-1¼, 2:22.98/	
Kerry Zwart, USA (CA)	3852 points
/15.53, 43-7¼, 5-2¼, 18-6¼, 2:25.83/	
Tatyana Shipak, USSR	3828 points
/15.96, 37-4¼, 5-8¼, 17-4¼, 2:20.86/	
Olga Bilous, USSR	3817 points
/14.94, 40-2, 5-5¼, 17-9, 2:31.99/	

**Team Score - Women: USA 79 - USSR 67**

**Combined Score: USA 214 - USSR 163**

# GIRLS HIGH SCHOOL TRACK

By RICH EDE

It's state meet time for your reporter & the results are that national recordbooks are going to have to be rewritten all over the place. With three or four sets of national records in existence the claims are hot and heavy. We will try to identify best ever high school marks as we report them, but don't be surprised if your "national record" isn't even close.

One of the earliest, and fastest, state meets was the FLORIDA 4A and 3A championship on May 8, and the story was Chandra Cheeseborough of Jacksonville Ribault. The 1976 Olympian led her team to a tie with Clearwater as she blasted to 10.3 and 23.3 marks and won the long jump at 19'11". Chandra didn't have the spotlight to herself, however, as Laverne Palmer(Ft. Lauderdale Dillard) won the 110yH with a 13.8 clocking in the 3A division, and Cheryl Fisher(Satellite Beach) heaved the 8# shot 47'0½". Betty Jo Springs(Bradenton Bayshore) copped the 3A 880-mile-2Mile(2:14.5/5:04.9/11:17.8). Despite Palmer's efforts (she also ran on the winning 440 and 880 relay teams--48.0/1:40.5--and was third in the long jump), Rockledge edged Dillard by ½ point.

Other results: 4A- 100-2, Ernestine Davis(Tampa King) 10.6; 3. Jackson(Northwestern) 10.8; 220-2, Davis, 24.1; 440-Davis, 55.4; 2, Darden(Titusville) 56.2; 3, Annette Allen(Miami Central) 56.6; 880-Brown(N. Miami Bch) 2:16.0; Mile-Kathy Moore(Miami S.W.) 4:56.1; 2Mi-Moore 10:49.8; 110yH-Bernadette Grant(Homestead) 14.1w; DT-Fisher 135'10"; HJ-Pounds (St. Petersburg Lakewood) 5'6"; 440R-Miami Jackson 47.4; 880R-Miami Northwestern 1:40.4; 880Med-Deerfield Beach 1:46.6; MiR-Clearwater 3:59.3///3A--100-Brenda Robbins(Dillard) 10.9; 220-Burroughs(Dillard) 24.8; 440-Debbie Kemp (Bradenton Bayshore) 56.4; 880-2, Lydia Blakeley (Lake Howell) 2:14.5; 110yH-2, Tanya Brown (Bradenton Southeast) 14.0; SP-Bullock(Sebring) 40'8½"; LJ-Brown, 18'0¾"; HJ-Patry(Ft. Myers) 5'6"; DT-Lewis(Ocala Vanguard) 108'7"; 880Med Brad. Southeast, 1:49.3; MileR-Rockledge 4:02.6.

Another individual performance in the NORTH CAROLINA state meet on May 13 was the demolition of the high school mile marks by Cardinal Gibbons' Julie Shea. Julie blistered a 4:43.1 in the mile on the way to her middle distance double(completed with a 2:16.6 half mile win.

Other results: 100-Stanbeck(Pinecrest) 11.1; 220-Stanbeck 25.3; 440-Lisa Sherril(Durham Jordan) 57.9; 60yH-Johnson(West Charlotte) 7.9; 110yH-Johnson 14.2; SP-Jozette Lawrence(Lejeune) 41'7½"; HJ-Ray(W. Guilford) 5'5"; LJ-Belsma(Sanford) 18'10"; 440R-Dudley 49.3; 880R Reid Ross 1:43.0; MileR- Jordan 3:59.7.

One had to search the results of the WASHINGTON state meet(May 27) to find the real story there. Deep in the 1A meet was AAU Junior Pentathlon Champ Patsy Walker winning the title for Yelm. All Patsy managed to do was win the long jump(19'9¾"), high jump(5'8½") and 80yH(international spacing) at 10.6. Meanwhile, up in the 3A division, Debbie Adams of Roosevelt was having quite a meet. She won the 100(10.7), 220(24.9) and long jump(19'2¾") and Roosevelt took the 440 relay(48.3).

Other results: 3A--440-Lois Jensen(Sammamish) 55.8, 2. Monda(Newport) 56.2, 3. Debbie Carter (Tacoma Lincoln) 57.0; 880-Dana Arnin(Edmonds) 2:11.8; Mile-Pam Happy(Meadowdale) 5:03.7;

2Mile-Joanne Lahti(Battleground) 11:05.8, 2. Ann Goebel(Aberdeen) 11:07.2; 80yH-Tami Lincicum(Interlake) 10.2, Kay Garnett(Sea. Kennedy) 10.4, 3. Maueen Dunn(Sammamish) 10.5, 4. Chris Shoemaker(Meadowdale) 10.5; SP-Carrie Albano(Mdwdl.) 45'7½"; 2. Jackie Henry(Linwood) 45'3½"; DT-Sue Doucette(Curtis) 130-8; HJ-Julie Cosgrove(Sammamish) 5'8½"; 880R-Mercer Island 1:42.4; MiR- Lincoln(Tacoma) 3:55.8; 2. Sammamish, 3:58.6; Federal-Way, 3:59.9; 2A-DT-Laurie Dresser(N. Thurston) 135-5, 2. Norton(Othello) 130-4; A-B- JT-Cindy Brown-ing(White River) 133-11; 2Mile-Irene Griffith (Pt. Townsend) 10:44.6; Mile-Kathie Kinniberg (Mt. Baker) 5:05.0.

OREGON's state meet has traditionally been a powerful one, and this year's edition was no exception, as multiple winners abound. Carolyn Digby(Centennial) made news by losing in a state meet for the first time--she was second in the 100 in the AAA meet(11.40)--but she won the long jump(19-1), 220(24.93), and 440(56.21). Digby's 38 points were not enough to top Sunset High's Wierson sisters. Sophomore Teri took the 110yH in 14.70 and edged frosh sister Marchi in the 880, 2:13.43 to 2:13.79. Both girls also ran on Sunset's winning Mile Relay(3:59.74). One of the real stories in the AAA meet, however, was South Eugene's Kate Conant. Never before under five minutes in the mile, Kate outkicked Sunset's Eryn Forbes to "claim" a national record of 4:48.94 (see what I mean about those records folks?). Forbes, who was injured in the stretch duel, clocked 4:51.5. Conant came back to win the two mile in 10:43.4.

Other results: 3A--100-1. Jackie Johnson(Grant) 11.23; Mile-3. Mary Hanlon(Lincoln) 4:57.2, 4. Susan Arfman(Grant) 4:59.9; 2Mile-2. Molly Morton(Lincoln) 11:01.1; SP-Kathy Elliott(S. Eugene) 44'5", 2. Julie Bergstrom(Gresham) 44'4"; HJ-Luanne Morris(S. Eugene) 5'6"; DT-Anna Maria Lopez(St. Mary's) 133'11", 2. Pat Herrington(Sunset) 130'5"; JT-Kerry Servas (Centennial) 138-8, 2. Sally Harmon(Springfield) 135-9, 3. Linda Dienstal(Monroe) 133-7 4. Cindy Layton(Barlow) 132-4, 5. Tonya Reigle (Cleveland) 130-5; 440R-Corvallis 49.42; MileR-2. Ontario 3:59.82; 2A-- 880-Lisa Nickel (LaSalle) 2:15.1, 2. Diana Salyer(Rogue River) 2:17.8; Mile-Salyer 4:55.7, Nickel 4:57.0; DT-Jean Melson(Tillamook) 143'1"; JT-Kitsy Hall(Rogue River) 139-2.

KANSAS is another of those states which spreads its talent into so many divisions it is hard to know who really is best. Buhler's Mile Relay team clocked a 3:55.6 in the 3A meet while Garden City ran 3:56.3 in the 4A. Janice Stucky(Moundridge) took both SP and DT in the 2A (44'2"/138'6") and Viergever took the 1A 880 in 2:12.8.

Other results: 5A--440- Kelly(Washington) 56.8; Mile-Zoller(Shawnee Mission Northwest) 5:07.5; 880R-Wichita West 1:43.1; MileR-Hutch 3:59.7/// 4A--100-Green(Topeka West) 11.4; 220-Green 24.8(24.98h); 110yH- Walker(Ark City) 14.7/// 3A--SP/220-Daniels(Valley Center) 43'1½"/25.22h 2A--880- Neff(Oberlin) 2:16.0, 2. Randall(wakenney) 2:16.1; LJ-Sittenauer(Jefferson North) 19'2½"///1A--LJ-Myers(Little River) 19'5"; HJ-Jones(Pratt-Skyline) 5'8½"; (3A 440 hts-Davidson(Buhler) 56.91).

(CONTINUED)

CALIFORNIA's state meet(June 4) was marked by several surprises. Despite earlier record claims in the 880(although slower than the standing California half mile record), North Bakersfield sophomore Linda Goen had to settle for a Mile record(4:47.8) while finishing second to Cambden's(San Jose) Ann Regan who blasted a 2:08.0. Goen recorded 2:08.3. Roxanne Bier(Independence,San Jose)won the first ever state two mile in 10:39.7 to complete the outstanding distance marks. Not to be outdone, San Diego's Crawford High 440 relay team put on a show. Danita Young, Katie Gaston, Reed, and Jewell Lovelady ripped to a 46.14 clocking over a Jeannette Bolden anchored Centennial(Compton) in 46.42.

Other results: 100-1. Bolden 10.48w, 2. Kim Robinson(Westchester, Los Angeles) 10.56, 3. Deandra Carney(San Fernando) 10.77, 4. Gwen Loud(L.A. Lutheran-soph) 10.80, 5. Young(Crawford) 10.84, 6. Dillworth(Vallejo) nt, 7. Valerie Brisco(Locke, L.A.) 10.89, 8. Reed(Crawford) 10.97, 9. Carole Sanders(Centennial) 10.98; 220-1. Robinson 23.97, 2. Danita McKinley(Palisades/Pacific Palisades) 24.26, 3. Loud 24.44 4. Bolden 24.66, 5. Vicki Belser(Vista) 24.67;

440-Brisco 55.14, 2. Emerson(Westminster) 55.20 3. Gwen Gardner(Crenshaw, L.A.) 56.04, 4. Marquita Belk(Silver Creek, San Jose) 56.21, 5. Kim Law(Santa Ana Valley) 56.51, 6. Miller(Santa Barbara) 57.05; 880-3. Michelle Bush(Rolling Hills) 2:12.4, 4. Laurie Mullins(Chatsworth) 2:12.4, 5. Cynthia Warner(Beverly Hills) 2:12.5 6. Sandra Anderson(Bev. Hills) 2:15.0; Mile-2. Vicky Bray(Los Altos) 4:52.8, 3. Cheryl Flow-ers(Valhalla, San Diego, soph) 4:55.7, 4. Sarah Sweeney(Marin Catholic, Kentfield) 4:55.8;

2Mile- 2. Kathy Adams(San Juan, Citrus Heights) 10:42.0, 3. Carol Keller(Helix, La Mesa) 10:44.6, 4. Karen Nachbar(San Juan) 10:46.6, 5. Hobson(Canoga Park) 10:46.3, ...7. Kelly Wells(Quartz Hill, soph) 10:51.7, 8. Mari Gibbs(Marina) 10:59.4; 110yH(international spacing) 1. Kris Costello(Lymbrook, Sunnyvale) 13.97, 2. Lisa Gourdine(El Toro) 14.09, 3. Kim Costello(El Camino, S. San Francisco) 14.21;

HJ-Kari Gosswiller(Upland) 5'9", 2. Lisa Erpenbeck(Huntington Beach) 5'9"; SP-Debbie Thorntona(Sacramento) 43'9"; LJ-Gourdine 19-9 2. Gaffney(Lemoore) 19-2 $\frac{3}{4}$ , 3. Kathy Haynes(Madera) 19-1 $\frac{3}{4}$ (Loud, 19-6 qual); DT-Karen Stampfli(Lassen, Susanville) 137'8", 2. Susan Springer(Salinas) 133'11", 3. Gale Zaphiropoulas(Homestead, Cupertino) 131'8", Bonnie Dasse(Costa Mesa) 130-4(134-8q), (Carol Dolsby-Monte Vista, Danville, 133-1q); 440R-3. Morse(San Diego) 47.88; MileR-1. Locke 3:52.1(Brisco 55.3), 2. Crawford 3:53.6, 3. North(Bakersfield) 3:54.4, 4. Rolling Hills 3:55.0, 5. Santa Barbara 3:55.3, Dos Pueblos(Sta. Barbara) 3:55.3;

Diane Ousley was the high point scorer in the ARKANSAS state meet 3A division(May 9). She won the 440(58.0), placed second in the long jump, and ran on two of Blythville's relays.

Other results: 100-Felicia Sparks(McClellan) 11.3; 220-Sparks 24.9; 880-Sherry Scott(Russellville) 2:23.4; 110yH- Rhonda Carter(Blythville) 15.5; HJ-Susie Hutchinson(Benton) 5'1" DT-Teresa Healey(Sylvan Hills) 109-6; LJ-Pat Kemp(West Helena Central) 17'11 $\frac{1}{4}$ "; SP-Betsy Broyles(Fayetteville) 35'2 $\frac{1}{2}$ "; 440R-Sylvan Hills 49.4; 880R-Sylvan Hills 1:45.9; 880MedR-Mc-Cellan 1:52.2.

Margaret Groos(Harpeth Hall) once again dominated the middle distances in the TENNESSEE state meet(May 21), as she breezed to 2:12.3 and 4:46.9 clockings.

Other results: 100-Sheryl Parnell(Memphis So. Side) 10.8, 2. Deborah Wainwright(Mt. Juliet) 10.7?; 220-Wanda Hooker(Mamphis East) 24.2, 2. Parnell 24.3; 440-Sandra Parks(Memphis Southside) 55.4; 880-2. Tania Wells(Memphis Melrose) 2:14.2, 3. Sloan Burton(Harpeth Hall) 2:14.6, 4. Glenda Valley(Memphis Catholic) 2:14.9; Mile-2. Wells 4:50.9, 3. Phyllis Himes(Tulahoma) 4:55.9, 4. Valley 4:55.9; 80yH-Jeanne Arnold(Antioch) 10.2, 2. Priscilla Gary(Memphis Hamilton) 10.4, 3. Janet Beall(Germantown) 10.5; DT-Sonya Andrews(Rule) 125-8;

LJ-Judy Pollion(Memphis Kingsbury) 18'9 $\frac{3}{4}$ "; SP-Andrews 40'8"; HJ-Sandy Seith(Oak Ridge) 5'6"; 440R- Memphis Southside 48.7; 880R-Memphis Kingsbury 1:44.1; MileR-Maplewood 3:58.3.

NEW YORK's intersectional meet, although omitting New York City(a situation to be corrected in next year's meet) is unique in that the team scoring is by section, not school. Furthermore, the third place finishers in each section's 100, 220, 440, and 880 are formed into a medley relay(440-220-220-880) for the intersectional meet. Sprinter Patty Frost(Horseheads) and distance star Sue Shaefer(Clarrence) each recorded double wins, Frost taking the 100/220 (11.2/25.3) and Shaefer capturing the Mile/2Mile double(4:56.5/10:39.9).

Other results: 440-Sandy Miller(Niskayuna) 56.4; 880-Dorlane Lambelet(Onteora) 2:15.0; 2Mile-2. Kim Sharpe(N. Syracuse) 10:51.0, 3. E. Casey(Kingston) 10:52.5; 100mHH(33"? ) 1. Holly Foster(Sweethome) 14.6; 440R-Malverne 48.9; 880R-Rome Free Academy 1:44.0; MileR-Harborfields 4:04.0; SP-Kim Schneider(Oswego) 40'1 $\frac{3}{4}$ "; HJ- Susan Blake(New Paltz) 5'6"; DT-Pam Green(Millbrook) 128-4; LJ-Keitha Harris(Malverne) 18'6 $\frac{3}{4}$ ".

In PENNSYLVANIA's state meet, most of the good marks seemed to come from the 2A division. Peri Radecid(Brentwood) had a fine weight triple as she won the shot and discus(45'2 $\frac{1}{4}$ "/136'0") and placed second in the javelin(132'9"0 behind Marie Huff(Gen. McLane) with 136'0").

Other results: 3A--100-Blondie Jackson(Harrisburg) 10.9; 440-Laura Carroll(Central York) 56.0(Netta Young, 56.8h, did not place); 880-Cathy Byrnes(N. Allegheny) 2:14.9(Paula Froke, State College, 2:15.1h, did not place); Mile-Byrnes 5:04.6; 2Mile-Martha White(State College) 10:48.4; 110yH-Candy Young(Beaver Falls) 14.2, 2. Sherre Dorsett(Hopewell) 14.4; DT- Gina Piatt(Trinity) 131-10; SP-Wendy Whitley(Pennsburg) 44'11"; JT-Vicki Smith(Clearfield) 133-8, 2. Carol Miller(Hempfield) 130-8; HJ-Ingle Chrisensen(Norwin) 5'7 $\frac{3}{4}$ "; 440R- Wissahickon 48.2, 2. Harrisburg 48.3; MileR-State College 3:54.1, 2. North Hills 3:55.6, 3. Wissahickon 3:56.2///2A--2Mile-Donna McLain(Eastern) 11:05.7 110yH-Tammy Etienne(Portage) 14.4; JT-3. Helen Lathrop(Kane) 132-2.

While still in the state, we have the results of the Philadelphia team(May 24) and individual championships(June 2). June 2-- 100y/80yH-Janice Price(Overbrook) 11.0/10.3; 440-Edna Brown(Bartram) 56.4(2nd in hurdles, 10.7); 880-Cynthia Colquit(Penn) 2:16.3/// May 24--80yH/220-Price 10.7/25.5.



How would you like to throw the discus 131'9" and find you'd be only fifth in a dual meet? That's what Julie McEwen of Lincoln did in the NEBRASKA state meet(May 14), or at least it must have seemed that way. Robin Hruby(Lincoln) won the event at 146-4 with teammate Karen Wilson third at 134-1. Grand Island's entries, Paula Evans and LeeAnn Baker, threw 134-4 and 132-2 for 2nd and 4th, with McEwen in fifth. Nancy Kindig, with a 10.3 hurdle mark going into the meet, broke her leg in the heats of the 4x220 relay and did not contest the hurdles.

Other results:A--100-Cindy Tatum(N.Platt) 10.8w  
80yH-Jackie Washington(Omaha Central) 10.5;  
HJ-Evonna Myers(Bellvue) 5'8", 2. Deb Arter  
(Norfolk) 5'7"; LJ-Jane Brummer(Kearney) 18'11"  
MileR-Scotts Bluff 3:59.6///B--80yH-Cindy Warner(Minden) 10.6w; DT-Sue Kobza(Schuyler)143-5  
2. Jo Mahoney(Albion) 131-8; SP-Trudy John  
(Gering) 44'2 $\frac{1}{4}$ ///C--80yH-Julie Jasnoch(Oshkosh)10.8; HJ-Kim Hunt(Battle Creek)5'7".

Thomas Jefferson HS didn't win an event in the VIRGINIA state meet(May 21), but won the meet anyway. Linda Portasik(Ft. Hunt) won the 440 in 55.0, but placed third in the 220 despts setting a record in the trials (24.5).

Other results: 100-Judy Washington(Kempsville) 10.7, 2. Sheri Cook(Bethel) 10.7, 3. Krista Berryman(Richmond T. Jefferson) 10.8; 220- Sheri Cook 24.5; 440-2. Brenda Brown(T.Jeff.) 56.1, 3. Cassandra Jones(Warwick) 56.4; 880- Kim Dunlap(James Wood) 2:17.5; Mile-Sandy Mc Guire(Annandale) 5:00.0; 80yH-Michelle Kernard (Bethel) 10.3w, 2. Benita Fitzgerald(Woodbridge Gar-Field) 10.5, 3. Portasik 10.5; HJ-Ann Cale (Herndon) 5'8"; SP-Jeri Daniels(Robinson)43'11"  
440R- Warwick 48.3; MileR- W.T.Woodson 3:59.0, 2. Warwick 3:59.4, 3. Gar-Field 3:59.5; 880Med Warwick(Carey-Wiggins-Bryant-Hawkins) 1:45.4;

In TEXAS, Trimble Tech, of Ft. Worth, is once again demonstrating what relay running is all about as the all-underclass relay teams burned 46.7(46.3 in a district meet) and 3:50 .2 in the state meet(June 7). Sophomore Frances Punch provides some as she also copped the open 440 in 54.9.

Other results: 4A--100-Robbin Coleman(Beaumont Pollard) 10.5, 2. Cassandra Graham(Austin Jackson) 10.7, 3. Judy Ann Hill(Paris) 10.8; 220-Doris Hurd(Houston Forest Brook) 24.4; 440-2. Wilma Jean Harris(Worthing) 55.1, 3. Felicia Anderson(Spring Branch) 55.6, 4. Sondra Childs(Arlington Bowie) 56.8; 880- Kathy Vetter(Richardson Berkner) 2:10.9, 2. Disa Lewis (Hstn.Memorial) 2:12.8, 3. April Polk(Deer Park) 2:14.4; Mile(first time run)-Lisa McCorstin(S. Garland) 5:09.0; 80yH-Karen Holmes (Ft. Worth Wyatt) 10.2, 2. Darnette Alford (El Paso Burgess) 10.2, 3. Cheryl Sanderson (Burleson) 10.2; HJ-Gwen McCray(El Paso Parkland) 5'7"; SP-Ann Moon(Angleton) 45'3", 2. Natalie Polk(Denison) 45'0 $\frac{3}{4}$ ", 3. Debra Evans (Arlington Sam Houston) 44'0"; DT-Lisa Rawl (Hstn Memorial) 132-7, 2. Cindy Luna(El Paso Address) 132-0, 3. Tammi Hahn(Port Lavaca) 131-1; LJ-Holmes 19'1 $\frac{3}{4}$ ", 440R- 2.Ft. Worth Wyatt 47.2, 3. Beaumont Pollard 47.3; MileR-2. Richardson Pearce 3:54.1, 3. Amarillo 3: 54.8///3A--440-Merry Johnson(Canyon) 54.2, 2. Sherrie Golden(New Caney) 54.4; 440R-Canyon 47.8, 2. Beaumont Herbert 47.9; 880R-Vernon 1:42.1, 2. Canyon 1:42.6; DT-Diana Olson (Austin Westlake) 132-2, 2. Donna Albers(Gregory-Portland) 130-8; TJ-Michele Dunn(Stephenville) 39'9"///2A--100-Jackie Mays(Stamford) 10.8; 220-Jeanine Brown(Bellville)24.3; 880-Sandra Browns(Cotulla) 2:13.9; TJ-Mays 39'11 $\frac{1}{2}$ "

LJ-Mays 19'2 $\frac{3}{4}$ "; DT-Darlene Hawthorne(Buna) 131-3; SP-Nadine Horne(Waco Robinson) 44'2"; 440R-Marble Falls 47.9, 2. Hempstead 48.1; 880R-Bellville 1:41.7, 2. North Lamar Powderly 1:41.8, 3. Breckenridge 1:42.7; MileR-Bellville 3:53.8, 2. Powderly 3:58.4, 3. LaGrange 3:58.4, 4. Breckenridge 3:59.4///1A--80yH-Janelle Smalley(Albany) 10.5, 2. Sue Slutz (Vega) 10.6, 3. Mary Page(Queen City) 10.6; HJ- Smalley 5'7"; 880R-Paducah 1:42.8; MileR-Spring Hill Longview 3:59.1, 2. Bovina 3:59.2, 3. Iraan 4:00.0///B---100-Lucy Thixton(Forsan) 10.8; 440-Elisa Martinez(Marathon) 56.5; 80yH Lisa Muerer(Windthorst) 10.5; DT-Vickilee Cobern(Paint Rock) 146-10.

RHODE ISLAND, being a small state, got out only a small report: 100-Watkins(Mt. Pleasant) 10.7.

Only one result was reported from the NORTH DAKOTA state meet(May 21). Lori Rostad (Minot) with a best of 14.5, won the 110yH in 14.8.


We have partial results of the MAINE state meet(May 28). With Delaware, Maine has begun metrification and measured and reported all field event marks in meters.

Results: A--2Mile-Bancroft(Oxford Hills) 11:11.4  
DT-Pingree(Mt. Ararat-Mt. Blue) 126'5"(38.75)///B--Mile-Westphal(Mt. Desert Island) 5:10.1///C--SP-Adams(Fryeburg Academy) 13.19(43'3").

That's about all the space we have this month. Watch for Ohio, Minnesota, Colorado, Michigan, Indiana, Kentucky, Connecticut, New Jersey, Iowa, Illinois, Maryland, Massachusetts, Wisconsin, and other state meets in the next issue.

Send corrections, additions, information to Rich Ede, 1424 Lynoak Dr., Claremont, Calif. 91711

## GYM, SWIM, TEAM & LEISURE SPORTS CLOTHING



Send for literature,  
please indicate Gym  
and/or Team Sport.

U.S.A.

TOM BRODERICK COMPANY, INC.  
P.O. Box 6096, Glendale, Calif. 91205 ■ P.O. Box 997, Parsons, Kansas 67357

# POSTAL SIX-MINUTE RUN CONTEST

## Results of the 1976-77 Annual Competition

Muncie, Indiana's McKinley Middle School, successfully defended its title in the Boys Intermediate division of the fifth Annual Starting Line Six Minute Postal Contest.

The victors 23 laps total (for the five man team) has been bettered only by McKinley's 1976 team who totaled 23½ laps. CHARLES ARMSTRONG, the only returnee from last year's team, led the hoosiers well balanced quintet.

Runner-up Palma Junior High from the very active Salinas, CA, area fell just 1/4 lap short of the winners as they achieved the fifth best total ever. Just as impressive was a young team from Jenkintown, PA, high school, who weren't far behind with four sevend graders.

As usual the Intermediate Boys were the most competitive division in the competition.

Olle Middle school of Alief, Texas, recorded the all-time best girls total in the five year history of the contest. RHONDA and SUSAN ACKER, plus GAYLE ALEXANDER had helped record the previous best (20 laps) when they were attending Douglas Smith Elementary in Alief two years ago.

Two California schools, from Los Altos and Barstow, also recorded totals which ranks in the top six ever.

Once again, a foreign entry from Sussex Road School in England exceeded all USA entries in the Elementary totals. The britishers, led by STEPHEN McNAMEE and MICHAEL THORNE, entered two teams, both outscoring the winning domestic entry. They received special certificates for their effort.

The winning American entry, Augusta Raa Middle School of Tallahassee, Florida, is the only school which has submitted entries every year of the event.

Syracuse, New York, not only came up with the Elementary Boys runner-up team but won the Girls Elementary division as well; both teams are from the Charles Andrew Elem. School.

All five runners on each of the top three teams in each of the four divisions received STARTING LINE Certificates of Achievements.

## ELEMENTARY BOYS (Sixth Grade & Below)

# SUSSEX ROAD SCHOOL (Tunbridge Wells, ENGLAND) 4/4/77  
Stephen McNamee (11).....4¼ Andrew Hollens (9).....4  
Michael Thorne (11).....4¼ Daren Neale (10).....4  
Tim Dodd (11).....4 Team Total (laps).....20½

# SUSSEX ROAD SCHOOL - Team #2.....19

1. AUGUSTA RAA MIDDLE SCHOOL (Tallahassee, FL) 4/28/77  
John Jordan (11).....4 Tony Crump (11).....3½  
Vincent Bates (11).....3¾ Steve Ingram (11).....3½  
Andre Hill (11).....3¾ Team Total.....18½

2. CHAS. ANDREWS ELEMENTARY SCHOOL (Syracuse, NY) 10/18/76  
Billy Baxter (11).....3¾ Tim Gator (12, 5th).....3½  
Guy Henderson (12).....3¾ Benny Philpot (10, 5th).....3½  
Cliff Graham (11).....3½ Team Total.....18

3. PORTER ELEMENTARY SCHOOL (Syracuse, NY).....17½

4. GEORGE WASHINGTON ELEMENTARY SCHOOL (Syracuse, NY).....17¼

5. ROBERTS ELEMENTARY SCHOOL (Syracuse, NY).....17¼

6. FRANKLIN ELEMENTARY SCHOOL (Syracuse, NY).....17¼

# - Overseas entry (given special certificate awards)

## ELEMENTARY GIRLS (Sixth Grade & Below)

1. CHAS. ANDREWS ELEMENTARY SCHOOL (Syracuse, NY) 10/18/76  
Gretchen Hagenlocker (11).....3¾ Leola Brunson (12).....3½  
Sharon Barnes (12).....3¾ Lisa Ford (11).....3  
Yvonne Greene (10, 5th).....3½ Team Total (laps).....17¼

2. MASSACHUSETTS FIELD SCHOOL (Quincy, MA) on 5/7/77  
Sheila Barrett (11).....3½ Geraldine Murphy (10,4th).....3¼  
Suzanne Libby (13).....3¾ Linda Mahoney (12).....3  
Bernadette Murphy (11,5th).....3½ Team Total.....16½

3. SUMNER ELEMENTARY SCHOOL (Syracuse, NY) on 10/18/76  
Shirley Stinson (10,4th).....3¾ Nichelle Titus (10,4th).....3  
Melissa Heyward (8, 5th).....3¾ Stacy Burgin (11).....3  
Terry Balaam (11, 5th).....3¾ Team Total.....16

4. ROBERTS ELEMENTARY SCHOOL (Syracuse, NY).....16

5. AUGUSTA RAA MIDDLE SCHOOL (Tallahassee, FL).....16

6. GEORGE WASHINGTON ELEMENTARY SCHOOL (Syracuse, NY).....15½

The sixth Annual Six Minute Run Postal School Contest for the 1977/78 school year will begin when school commences in September.

Rules will remain the same, with the entry deadline May 1, 1978.

Special awards will go to schools who submit at least one team entry prior to December 31, 1977.

Specific rules are listed below:

## CONTEST RULES

1. SCHOOLS ELIGIBLE are any public or private school in the United States (graded or ungraded schools). Note: Foreign entries will be accepted and listed for comparison purposes. They will not, however, be counted in the official year-end tabulation.

2. RUNNERS ELIGIBLE for a team must be in current attendance at a single school (AAU registered runners are eligible). In Elementary Boys Division, runners must be in the sixth grade or below and must have been born after 1964. Runners in Intermediate Boys or Intermediate/Elementary Girls Divisions must be in the eight grade or below and must have been born after 1962.

3. A TEAM consists of any five runners at the school, who run as far as possible within a single timed six-minute period on any regulation quarter-mile (or 400m) or 220 yard track - indoor or outdoor.

4. TIMING (of the six minutes) may be done with any acceptable watch with a sweep second hand.

5. MEASUREMENT of the distance covered is figured to the furthest 110 yard segment for each runner. A runner must complete 110 yards before the six-minute period expires in order to get credit for covering that distance. In case of team ties, the team with the youngest total age will get the higher place.

6. SCORING is done by taking the total distance covered by the first five runners on the team in the 6-minute span.

7. COMPETITION may be intra-mural (one school only, running by themselves) or inter-scholastic (two or more schools competing against each other). Different divisions may run separately or combined into one race. A school may submit an entry for more than one team in a division, and may enter any and all divisions. Schools may enter the same team any number of times (have several different races at different times, e.g.). However, all members of a team submitted as an entry must have run at the same time.

8. ENTRIES must be received by STARTING LINE Magazine, PO Box 878, Reseda, CA 91335, no later than May 15, 1978. Write for entry blanks or submit the following information:

(a) name of school, with address, (b) site of competition - name of field and city, (c) date of competition, (d) first and last names of the scoring athletes, plus grade in school and birthdate of each runner, (e) distance covered by each runner, to the furthest quarter-lap...e.g. 4½ laps, 3¾ laps, 3 laps, etc..., (f) the name and position of two verifying adults (one of which should be an employee of the school).

INTERMEDIATE BOYS (Eighth Grade & Below)

1. MCKINLEY MIDDLE SCHOOL (Muncie, IN) on 5/10/77	
Charles Armstrong (14).....4 $\frac{3}{4}$	James Burress (13).....4 $\frac{1}{2}$
Tim Grimes (14).....4 $\frac{3}{4}$	John Linder (13).....4 $\frac{1}{2}$
John Rench (14).....4 $\frac{1}{2}$	Team Total (laps).....23
2. PALMA JUNIOR HIGH SCHOOL (Salinas, CA) on 5/12/77	
Jim Scattini (13).....4 $\frac{3}{4}$	Randy Meyenberg (14).....4 $\frac{1}{2}$
Greg Holewinski (14).....4 $\frac{3}{4}$	Roger Short (14).....4 $\frac{1}{2}$
Al Miller (14).....4 $\frac{3}{4}$	Team Total.....22 $\frac{3}{4}$
3. JENKINTOWN HIGH SCHOOL (Jenkintown, PA) on 11/24/76	
John Collins (13).....4 $\frac{3}{4}$	Jon Kuhl (12, 7th).....4 $\frac{1}{2}$
Chuck Lederer (12, 7th).....4 $\frac{3}{4}$	John Loesch (11, 7th).....4
Jim Lederer (12, 7th).....4 $\frac{1}{2}$	Team Total.....22 $\frac{1}{2}$
4. BARSTOW (CA) JUNIOR HIGH SCHOOL.....22 $\frac{1}{4}$	
5. AUGUSTA RAA MIDDLE SCHOOL (Tallahassee, FL).....20 $\frac{1}{2}$	
6. H.W. SMITH JUNIOR HIGH SCHOOL (Syracuse, NY).....20 $\frac{1}{2}$	
7. SHEA JUNIOR HIGH SCHOOL (Syracuse, NY).....20 $\frac{1}{4}$	
8. EGAN JUNIOR HIGH SCHOOL (Los Altos, CA).....20	
9. AUGUSTA RAA MIDDLE SCHOOL - Team #2.....19 $\frac{1}{2}$	
10. OLIVE VISTA JUNIOR HIGH SCHOOL (Sylmar, CA).....19	

INTERMEDIATE GIRLS (Eighth Grade & Below)

1. OLLE MIDDLE SCHOOL (Alief, TX) on 10/13/76	
Rhonda Acker (12, 7th).....4 $\frac{1}{2}$	Cheryl Davison (12, 7th).....3 $\frac{3}{4}$
Susan Acker (12, 7th).....4 $\frac{1}{2}$	Brenda Tumlinson (12, 7th).....3 $\frac{3}{4}$
Gayle Alexander (12, 7th).....4 $\frac{1}{2}$	Team Total (laps).....20 $\frac{3}{4}$
2. EGAN JUNIOR HIGH SCHOOL (Los Altos, CA) on 11/30/76	
Kerry Brogan (14).....4 $\frac{1}{4}$	Mary Schafer (13).....3 $\frac{3}{4}$
Jackie Marvin (13, 7th).....4	Sue Dittman (14).....3 $\frac{1}{4}$
Laura Heizman (12, 7th).....4	Team Total.....19 $\frac{1}{2}$
3. BARSTOW JUNIOR HIGH SCHOOL (Barstow, CA) on 5/12/77	
Debbie Juhrend (14).....4	Peggy Kalahar (13, 7th).....3 $\frac{3}{4}$
JoAnn Hernandez (14).....4	Anita Saiz (13, 7th).....3 $\frac{1}{2}$
Jill Belli (13).....3 $\frac{3}{4}$	Team Total.....19
4. SHEA JUNIOR HIGH SCHOOL (Syracuse, NY).....17	
5. AUGUSTA RAA MIDDLE SCHOOL (Tallahassee, FL).....16 $\frac{3}{4}$	
6. H.W. SMITH JUNIOR HIGH SCHOOL (Syracuse, NY).....16 $\frac{3}{4}$	

LAST MINUTE FLASH NEWS

We have just received from Ken Young, the statistician for the very popular RRCA Postal Meet of Miles, a list of the top runners in this event.

An in-depth listing of all the results (traditionally 40-50 deep in every division) will be published in the Fall Edition.

<u>Boys 7-Under</u>		<u>Boys 12-13</u>	
6:22 GREGORY HOLMES (7), MD	4:53 DAN INFIL (13) DC	6:25 CHARLES HANNA (7) MD	4:56 DANIEL MAZO (13)
6:32 JOE YOUNG (7) OR	4:58 PETE RITTEGER (13) MI		
<u>Boys 8-9</u>		<u>Boys 14-15</u>	
5:35 JOE NEWMAN (9) PA	4:32 DAN SHAMIYEH (15) MI	5:37 J.D. VETSCH (9) OR	4:33 JEFF JOHNSON (15)
5:38 WESLEY PAUL (8) MO	4:33 RAYMOND BROWN (15) DC		
<u>Boys 10-11</u>		<u>Boys 16-19</u>	
5:11 ERIC ANDERSON (11) DC	4:13 ROB CARNEY (16)	5:15 STEPHEN GILLAND (11) OR	4:23 five boys tied: DAVE PODSA-
5:19 GREG KASKO (11) NJ	DECKI (17), DAVE CHATELAINE (19), M. ALVAREZ (17), D.O'BRIAN (17) and TERRY DOHERTY (16)		
<u>Girls 7-Under</u>		<u>Girls 12-13</u>	
6:41 GLORIA VALDERRAMA (7) NY	5:13 LAURIE CALL (13) MI	6:42 ERICA HERB (7) PA	5:16 STACY HARTSFIELD (12) AZ
6:43 ANNE PALERMO (7) MD	5:23 LISA MULLIN (12) OR		
<u>Girls 8-9</u>		<u>Girls 14-15</u>	
6:04 BETH HANLON (8) MD	5:06 KELLY O'TOOLE (15) NY	6:09 STORMI GUNTSCHE (9) MI	5:09 NANCY FRANK (15) NY
6:15 HEIDI SCHARFENBERG (9) OR	5:11 JOAN SEIKKULA (14) MN	6:15 SHAWNEEN O'TOOLE (9) NY	5:11 DIANE KRUEGER (15) MN
<u>Girls 10-11</u>		<u>Girls 16-19</u>	
5:32 JOAN FENSTERMAKER (11) NY	5:06 EVA KRUEGER (18) MN	5:32 KIM VAN HELDEN (11) NY	5:07 DANA SLATER (17) NY
5:42 JODI WATERS (11) MI	5:10 MARY OPALEWSKI (17) MI		

OLYMPIC TRAINING FILMS

Outstanding films of the world's top men and women track & field athletes...nearly all medal winners at Montreal, plus many other selected U.S. and international stars.

Slow motion and normal speed studies in color and black & white...Starting Line thinks these are the best training films available at reasonable prices anywhere.

Choices include separate films on each event of men or women, events in categories (jumps, weights, sprints, distances, hurdles, e.g.) and individual loop films.

JUANTORENA, SANAYEV, SZEWINSKA, ACKERMANN, DRUT, LUSIS, BARISHNIKOV...and dozens of additional international standouts. Domestic athletes include WILKINS, FEUERBACH, HUNTLEY, MACMILLAN, DAVENPORT and many others in record and medal winning performances.

20% DISCOUNT TO STARTING LINE SUBSCRIBERS!

Write for free Film List and other info to:

FILM COACHING AIDS  
338 S. Reese Place  
Burbank, CA 91506



GETTING STARTED IN TRACK AND FIELD

A COACHING MANUAL by R.S. Parker

This book is designed as a guide to the coaching of age-group girls and boys, from their initial efforts in the sport to advanced competition. All events are covered, with explanations of rules, techniques and training, excellently illustrated.

It's a book that will become the bible for anyone, coach or parent, dealing with youngsters in track and field.

128pp. 25 sequence photo series, all revealing key elements of techniques of various events, plus 42 other photos and 16 drawings of implements, landing areas, etc. Paperbound. 1976.\$4.00

Add 50¢ per book for postage, handling. Calif. residents add 6% tax.  
STARTING LINE P. O. BOX 878, RESEDA, CALIFORNIA 91335

# THE FINISH LINE

## Regional News and Results

This section includes nationwide results. In order to have good coverage from your area, everyone is encouraged to submit results to **STARTING LINE**, P.O. Box 878, Reseda, CA 91335.

If possible, include the following information:

1. Date of meet and meet site (name of stadium & city)
2. Type of facility (all-weather, cinder, indoor, etc.)
3. Name of meet director and/or sponsoring group

4. First and last names of all timed or measured competitors, along with their marks (include heats and qualifying rounds)
5. Wind-assistance information (sprints, hurdles and long jump/triple jump)
6. Weight of implements (shot, discus, javelin, etc.)
7. Height of hurdles and distance of hurdle races
8. Hometown or team affiliation of listed athletes
9. Other pertinent or interesting information (number of competitors, weather, birthdate of outstanding competitors, etc.)

### EASTERN STATES

#### AREA CONTRIBUTORS

MELVIN DOUGLASS  
BARBARA EICHELSBACHER  
TIM HICKEY  
LARRY LARSON  
GEORGE MILLER  
ED QUINLAN  
KURT STEINER



Three national records fell at the RRCA two-mile Relay Championship at Oceanside MS on May 1.

Middle Island School produced the first with a relay of DAN FITZSIMMONS, ALAN MARTIN, GEORGE DAVIS and DON HEIN who combined for a time of 9:35.7 in the Boys 12-13 group.

The other two marks fell in the 10-11 Girls division, where New Hyde Park PBC fielded a relay of KIM VANHELDEN, JOAN FENSTERMAKER, KATHY FILSHIE and CATHY CRAWFORD racing to a 11:02.2 and in the 12-13 Girls age group, the Jamaica TC quartet of MARCIA BARTLETT, SHARON BROWN, PAT TAYLOR and REGINA FIELDS recorded a great 10:13.2.

Other results:

6-7 Boys-L.I.A.C. (Lehrer, Fierz, Carpenter, Melito) 13:06.0; 8-9 Boys-New Hyde Park PBC (Eardly, Coyne, Platis, Rodgers) 11:57.4; 10-11 Boys-New Hyde Park PBC (Barbieri, Vanderhoeff, Gore, MacDonald) 11:03.6; 14-15 Boys-East Coast AC (Jimenez, Harrison, Pearson, Ruiz) 10:39.4; 16-18 Boys-East Coast AC (Cedeno, Castiglione, Severino, Jimenez) 8:35.6;  
6-7 Girls-L.I.A.C. (Becker, Rodman, Kottmier, Balistreri) 14:40.6; 8-9 Girls-New Hyde Park PBC (Kaufner, Griffin, Campion, Aruta); 14-15 Girls-L.I. Golden Spikes (Kornberger, Waldman, Gardner, Wall) 10:39.4; 16-18 Girls-L.I. Golden Spikes (Frank, Anderson, Coiro, O'Toole) 10:06.4.

#### EASTERN GIRLS TRACK LEAGUE MEETS

WILLINGBORO, NJ - Apr 7  
FP WASHINGTON, PA - May 1  
(from Tim Hickey)

/Willingboro (all-weather track); Weather - 80°-65°, sprints into slight breeze/Fort Washington (all-weather track); Weather - 65°, variable slight crosswinds; Teams - 21/

Best marks from 2 meets:

Girls 9-Under  
100/220-Terry Harris (Keystone) 13.4/30.9;  
880-Val Anderson(DC CYO) 2:32.9, Monica Roy (DCY) 2:36.6, Tanya McCree (Staten Is Jets) 2:41.6, Cindy Slader (Ambler OC) 2:43.0; LJ-McCree 12-0 $\frac{3}{4}$ , Kim Roberts (Wil) 12-0 $\frac{1}{4}$ ; 880MedRe-Key 2:27.4

#### Girls 10-11

100-Kim Peterson (SIJ) 12.1, Lisa Brown (Bobcats, NY) 12.3, Angie Spann (Key) 12.4, Rene Gallman (Key) 12.4; 220-Brown 27.4, Diane Thomas (Frederick T&FC) 27.9, Tammy Scott(Greater Norristown AYC) 28.3, Peterson 28.4, Gale Burke (GN) 28.8, Spann 28.9;

440-Brown 63.8, Scott 65.0, Spann 65.4, Gordon 65.5, Burke 65.5; 880-Davida Jackson (DCY) 2:23.6, Gordon 2:27.6, Marissa Wisniewski(DCY) 2:33.1, Tonya Byrnes (SIJ) 2:35.2; Mi-Jackson 5:11.5, Wisniewski 5:32.9; LJ-Gordon 14-0 $\frac{1}{2}$ , 880MedRe-Bob 2:01.5

#### Girls 12-13

100-Robin Jackson (SIJ) 11.6, Michelle Glover (Wil) 11.7, Lisa Stith (Firebirds, PA) 11.8; 220-Crest Harris (Intercity Striders, PA) 26.3, Jackson 26.4, Charmayne Davis (IS) 26.5, Glover 26.5;

440-Patty Davenport (GN) 62.1; 880-Alberta Robinson (IS) 2:23.8, Stacy Martin (Jets, PA) 2:25.7, Keleigh Baldwin (Amb) 2:27.1; Mi-Gallagher (Amb) 5:14.3, Tracy Grant (DCY) 5:15.3  
800mLH-Nancy Isola (SIJ) 13.1, Sherrilynn Rudolph (Bob) 13.9; LJ-Jackson 17-7, Veronica Gallashaw (Key) 15-10, Darlene Menyweather (Key) 15-9, Rudolph 15-9; 880MedRe-Pire 1:55.5, IS 1:56.2

Junior Women (b.59-62)  
100/220-Rhonda Yancy (Key) 10.9/25.2; 440-Kim Thomas (NY PAL) 55.8  
880-Rosemarie Giampalmo (SIJ) 2:12.1, Lilly Rose Blake (Flashettes, NY) 2:12.5; Mi-Aileen O'Connor (DCY) 5:02.1; Mi-O'Connor 10:48.3, Tita Lewis (DCY) 11:16.9; 100mLH-Sandra Farmer(Fl) 14.9, Barbara Davis(Frd) 15.3

#### NEW JERSEY AAU AGE GROUP TRACK

CRANFORD, NJ - May 1 & 29  
(from George Miller)

/Best marks from two age group meets/

#### Boys 7-Under

Mi-Nike McConnell 6:45  
Bantam Boys (b.1967-68)  
220-Brian Rawlins 34.3;  
Mi-Gavin Sloane 5:49.3, Steve Jobin 6:22.2

#### Midget Boys (b.1965-66)

220-Vince Castellano 30.4; Mi-Greg Kasko 5:16.4, Joey O'Connor 5:16.4, Todd Gibbons 5:30.0, Mike Catalanello 5:33

Youth Boys (b.1963-64)  
220/Mi-Steve Ferrara 27.1/5:09.4

#### Girls 7-Under

Mi-Ann Catalanello 7:00.9

Bantam Girls (b.1967-68)  
Mi-Noel Winfough 6:50.7

Midget Girls (b.1965-66)  
220-Rivera O'Berry 31.1; Mi-Janet Smith 6:22

#### Youth Girls (b.1963-64)

220-Jean Maher 30.8; Mi-Margie D'Narrais 5:59.5

#### Midget Boys (b.1965-66)

Greg Kasko 5:18.6  
Joey O'Connor (10) :23.7  
Craig Barbieri (10) NY:32.0  
Todd Gibbons 5:39.5  
George Reilly 5:47.8  
Jeff Carrington (10) 55  
Brian Bambrick (10) :56  
Anthony Rella (10) 5:57  
(16 Finishers)

#### Youth Boys (b.1963-64)

James Gardiner, NY 4:46.4  
Chuck Lederer (12) P5:03.1  
Steve Ferrara 5:16.0  
Paul Cochrane 5:19.6  
(12 Finishers)

#### Intermediate Boys (61-2)

John Wavro 4:29.6  
Ritch McMurray 4:42.1  
Frank Mazza 4:42.4  
Mike Giaimo 4:44.0  
(15 Finishers)



Surrounding their coach MELVIN I. DOUGLASS, are the record setting quartet of the Jamaica Track Club of New York. (L to R) SHARON BROWN, MARSHA BARTLETT, PAT TAYLOR and REGINA FIELDS. /Photo by club/

**EASTERN GIRLS TRACK  
LEAGUE CHAMPIONSHIP MEET**

WASHINGTON, DC - May 30  
(from Tim Hickey)

/Coolidge High School  
(reslite track); Weather -  
no wind; Scoring  
Teams - 16; Meet Director -  
Adrian Dixon/

**Girls 9-Under**  
100y/200m-Harris (Key)  
13.2/29.3, Roberts (Wil)  
13.5, Edmonds (Fl) 29.5;  
400m-Edmonds 65.8, Roy  
(DCY) 67.0, A.Thomas (Fl)  
69.1, Johnson (Dynamite  
TC, NY) 71.3; 800m-Roy  
2:27.2, Anderson (DCY)  
2:34.3, Wilson (DCY)  
2:34.5, Thomas 2:39.0;  
1L-Loretta Johnson (Dym)  
13-4 $\frac{1}{2}$ , Roberts 12-5;  
4x110Re-Flashettes 62.2

**Girls 10-11**  
100m/200m-Williams (Fl)  
12.9/26.4, Thomas (Frd)  
26.5, Peterson (SIJ) 13.2  
/27.5, Harris (New Image  
TC) 13.2/27.7, Spann (Key)  
13.5/28.0, Toomer (Fl)  
27.9, Gallman (Key) 28.0  
Gordon (Fl) 28.1;

400m-Williams (NI) 61.6,  
Diggs (NI) 62.3, Toomer  
63.6, Jones (Fl) 64.1,  
Robertson (Fl) 65.2;  
800m-Jackson (DCY) 2:19.7  
Gordon (Bob) 2:20.5,  
Diggs 2:22.8, Walker  
(Dym) 2:26.3, Wisniewski  
(DCY) 2:29.7, Robertson  
(DCY) 2:29.7, Black (SIJ)  
2:30.6; 1500m-Jackson  
4:44.9, Wisniewski  
5:02.8, Conroy (DCY) 5:10

50LH-Cash (Dym) 7.4,  
Thomas 7.4, Fout (Frd)  
7.8, Shank (Frd) 8.6,  
Wilkes (Fl) 8.6, Bynes  
(SIJ) 9.2; HJ-Fout 4-6,  
Cash 4-4; LJ-Cash 15-4;  
4x110Re-Fl 53.2, Key  
54.0, NI 57.3

**Girls 12-13**  
100m/200m-Henderson (NI)  
12.2/25.5, Jackson (SIJ)  
12.2/25.2, Wormsley (NI)  
25.7, Muvatt (Gazelles,  
MD) 12.4/26.2, Toney (NI)  
12.7, Clay (Gaz) 26.5;  
Crockett (Fl) 26.6, Costello  
(Frd) 26.6, Benson  
(Dym) 26.6;

400m-Wormsley 57.4,  
Jackson 60.0, Toomer (Fl)  
60.0, Crockett 60.9,  
Hall (NI) 61.2; 800m-  
Wilson (Fl) 2:18.9, Mc-  
Call (Delaware SC)  
2:22.9, Liddell (Fl)  
2:24.3, Curry (SIJ)  
2:24.9, Williams (SIJ)  
2:25.1;

1500m-Jackie Kelly (Pio-  
neers, DC) 4:46.3, Webb  
(NI) 4:52.8, Grant (DCY)  
4:54.0, Davin (DCY)  
5:02.3; 80mLH-Anderson  
(Fl) 12.8, Hammond (Fl)  
13.0, Costello 13.1, Isola  
(SIJ) 13.2, Gregory  
(Dym) 13.3, Marsh (Pio)  
13.3; 200mLH-Costello  
30.6, Isola 31.2;

HJ-Brady (SIJ) 4-10,  
Fleming (Frd) 4-10; LJ-  
Manyweather (Key) 18-0 $\frac{1}{2}$ ,  
Rucker (Pio) 17-11, Gal-  
lshaw (Key) 16-1 $\frac{1}{2}$ ;  
4x110Re-NI 50.3, Fl 51.2,  
Atlas TC 51.4, Dym 51.6,  
Gaz 51.7, Frd 51.7; 880  
medRe-At 1:50.9

Junior Women (b.1958-62)  
100m/200m-Yancy (Key)  
12.1/24.6; 400m-Edna  
Brown (Key) 54.0, Kim  
Whitehead (Dym) 55.8,  
Andrews (Atoms TC) 55.8,  
Stephanie Vega (At) 56.1  
Sonya Henderson (Fl) 56.3  
Giampalmo (SIJ) 56.4;

800m-Haworth (DCY) 2:10.1  
Cynthia Colquitt (Key)  
2:10.4, Giampalmo 2:10.6  
Devereaux (NI) 2:11.0,  
Blake (Fl) 2:14.3; 1500m  
-O'Connor (DCY) 4:28.8,  
Felix (At) 4:34.5; 100m  
LH-Edna Brown 14.7 &  
14.5h, Farmer (Fl) 14.8  
& 14.7h, Davis 15.1 &  
14.8h; 400mLH-Brown  
59.8, Vega 60.1, Hender-  
son 60.6, Sylvia Floyd  
(Key) 63.8;

**GOLDEN SHOE MILE  
AGE GROUP CHAMPIONSHIP**

OCEANSIDE, NY - June 5  
(from Ed Quinlan and  
Kurt Steiner)

/Oceanside High School;  
Weather - strong wind;  
Total Runners - 432/  
**Boys 6-7**  
Joe Weiss, Edgem't 6:43.7  
James Peterson (6)Ph 48.8  
Quinn Downing (6)RC 52.8  
Mark Lehrer, LIAC 6:56.4  
Jason Pokorny, Edg 7:00  
Alfie Ford (6)NHP 7:05  
Steven Trainor, OystBy 05  
Ian Friedman (6)LI 7:06

**Boys 8-9**  
Paul Galiotti, CPT 5:53.9  
Peter Schwansnick, LI 58.8  
Tremaine McNeil, Ph6:01.2  
Greg Platis, NHP 6:05.2  
Patrick Coyne, NHP 6:05.3  
John Murcott, OystB 10  
Robert Thornton, OB :17  
Richard Drayton (7)Ph17.2

**Boys 10-11**  
Greg Kasko, NJ 5:30.2  
Craig Barbieri (10)N 40.7  
Michael Pine, Edg't :41  
Matthew Gregory, Ph :43  
Chris Vanderhoeff :45

**Boys 12-13**  
Carl Greishheimer 5:02.8  
Chuck Lederer, Jenk :03.1  
Steven San Antonio :21  
Ken Glah, Jenk'twn 5:22

**Boys 14-15**  
Mark Hinds (14)LI 4:45.5  
Glenn Wortmann 4:47.2  
James Gardiner (14) :54.8

**Girls 6-7**  
Gloria Valderrama 6:57.8  
Jean Sanchez, Mah 7:01  
Susan Rodman, LIAC 7:17

**Girls 8-9**  
Shawnee O'Toole 6:25.3  
Dezi Chavis (8)PBG 6:32  
Kris Kueffner, NHP 6:38

**Girls 10-11**  
Joan Fenstermaker 5:43.6  
Kim Van Helden 5:54.3

**Girls 12-13**  
Ann Kiely (12)LIGS 5:35.7  
Marsha Bartlett, Jam 38.2

**Girls 14-15**  
Sheila Wall, LIGS 5:43.8

**Girls 16-18**  
Kelly O'Toole, LIG 5:17.8  
Nancy Frank, LIGS 5:18

**NEW CARROLLTON  
BOYS & GIRLS INVITATIONAL**

NEW CARROLLTON, MD - Apr  
30 (from Larry Larson)

/Parkdale High School  
(all-weather track);  
Weather - clear, 85 $\frac{1}{2}$ ,  
wind less than 2mph;  
Sponsor - New Carrollton  
Boys & Girls Club; Scor-  
ing Teams - 12/  
**Boys 7-Under**

100-Charles Hanna (Olney)  
15.1; 440/SBT-Tom Mid-  
dleton (New Carrollton)  
80.1/77-0; 880-Jason  
Weller (Ol) 3:04.5; LJ-  
Scott West (Bowie) 9-11 $\frac{1}{2}$

**Bantam Boys (b.1967-68)**  
100-Rod Scott (Cavaliers)  
13.2; 220-Erik Williams  
(Ol) 28.6, Scott 30.1;  
440-Williams 68.9, Chris  
Baucia (Cav) 71.5; 880-  
Williams 2:40.0, Andy  
Grieg (Greenbelt) 2:44.2

Mi-Grieg 5:49.0, Luis  
Martinez (Adelphi) 5:58.0  
John Clay (Ol) 6:01.3;  
880W-Clint Bucco (NC)  
5:03.7; HJ/LJ-Prantz  
Kebreau (NC) 3-5/12-10 $\frac{1}{2}$ ;  
SBT-Chris Carper (NC)  
140-0; 4x110Re-NC 62.5

**Midget Boys (b.1965-66)**  
100/220-Roy Cromwell  
(Upper Montgomery Co)  
12.3/28.4; 440-Quentin  
Jackson (UMC) 67.0; 880  
-John Oleinik (Laurel)  
2:25.5; Mi-Joe Sheppard  
(Lau) 5:23.2;

880W-Paul Larson (NC)  
4:49.3; HJ/LJ-Brian  
Eskin (NC) 4-2/13-11 $\frac{1}{2}$ ;  
6#SP-Jim Sherrick (NC)  
28-7 $\frac{1}{2}$ ; 4x110Re-Glenard-  
en 56.0, NC 58.6

**Youth Boys (b.1963-64)**  
100-Dwayne Ross (Lau)  
11.4; 220-Ross 25.3,  
Jay Diamond (Bow) 25.6,  
Kevin Colbert (G1) 25.6;  
440-Diamond 59.2; 880-  
Robby Ryerson (Lau)  
2:21.6; Mi-Robert Rais-  
beck (Lau) 4:57.2;

880W-John Larson (NC)  
4:25.1; HJ-Colbert 4-11  
LJ-Colbert 17-9 $\frac{1}{2}$ ; Diam-  
ond 17-8 $\frac{1}{2}$ ; 8#SP-John  
Dierkin (UMC) 36-8 $\frac{1}{2}$ ; DT  
(1.0kg)-David Butler (NC)  
70-2; 4x110Re-Lau 54.3

**Intermediate Boys (61-2)**  
220-Terence Jackson (G1)  
23.6; 440-Keith Redmon  
(G1) 54.7; 880/LJ-Eddie  
Mose (NC) 2:10.5/18-8

**Girls 7-Under**  
100-Michelle Patterson  
(NC) 15.0; 440/880-Kathy  
Bradley (Ol) 83.3/3:18.5  
LJ/SBT-Jennifer Parsons  
(Bow) 8-1 $\frac{1}{2}$ /36-1

**Bantam Girls (b.1967-68)**  
100/220-Marie Turano (NC)  
13.8/31.6; 440-Anita  
Wallace (Cavalettes) 78.3  
880/Mi-Jenny Marks (Cav)  
2:53.0/6:29.0; HJ-Julie  
Sutton (Bow) 3-1; LJ-  
Annmarie Pisciotta (NC)  
10-2 $\frac{1}{2}$ ; SBT-Veritta Wal-  
lace (Cav) 84-0

**Midget Girls (b.1965-66)**  
440/LJ-Lisa Fox (Cav)  
69.0/13-6 $\frac{1}{2}$ ; 880/Mi/880W  
-Becky Nathan (Cav)  
2:46.3/6:01.9/5:31.0; HJ  
-Cindy Mongold (UMC) 3-10  
4x110Re-Glenarden 59.7

**Youth Girls (b.1963-64)**  
100-Karla Nathan (Cav)  
12.3; 220/440-Dawna Ross  
(Lau) 27.0/62.9; 880/Mi  
-Robin Mayo (G1) 2:44.6/  
5:42.9; 880W-Christine  
Purdum (NC) 4:47.0; LJ-  
Norma Fisher (Cav) 15-8;  
6#SP-Nina Brayton (Bow)  
26-6; DT(1.0kg)-Beth  
Sherrick (NC) 51-6

**ALLEGHENY MT COMMUNITY  
CONFERENCE CHAMPIONSHIPS**

BETHEL PARK, PA - May 7  
(Barbara Eichelsbacher)

/Bethel Park High School  
(cinder track); Teams -  
11/  
**Boys 7-Under**  
100-Beattie (Mt Lebanon  
AA) 16.0; 220-McRoberts  
(Bethel Pk TC) 36.8; 440-  
Miller (ML) 81.0; 880-  
Chean (Churchill TC)  
3:03.7, Shaffer (Latrobe  
TC) 3:07.0; Mi-Miller  
6:06.0, Chean 6:29.0; LJ  
-DeHaas (ML) 9-6; 4x110  
Re-BP 1:15.5, ML 1:16.5;  
880medRe-ML 2:42.6

**Boys 8-9**  
100/220-Donnellan (BP)  
13.3/31.9; 440/LJ-Cybak  
(Arrow TC, OH) 72.4/  
11-11 $\frac{1}{2}$ ; 880-Haire (A)  
2:42.2, Newman (Thunder-  
bolts) 2:44.0; Mi-Haire  
5:44.0, Dougherty (Dor-  
mont TC) 5:53.0; HJ-Tur-  
pak (ML) 4-1, Miller (L)  
3-11; 6#SP-Ashbaugh (L)  
19-2; 4x110Re-ML 64.2;  
880medRe-Arrow 2:19.8

**Boys 10-11**  
100/LJ-Waller (Pacers TC)  
12.4/14-10 $\frac{1}{2}$ ; 440/880-  
Russell 69.8/2:35.5; 6#  
SP-Gatz 29.3; 4x110Re-BP  
59.0; 880medRe-Pac 2:10

**Boys 12-13**  
100/220/440-Houston (New  
Image TC) 11.4/26.5/57.6  
880-Swintek (BP) 2:22.5;  
Mi-Swintek 4:57.8, Mar-  
tinielli (ML) 5:08.0; HJ  
-Yonish (BP) 4-6

**Girls 7-Under**  
100-Gore (BT Washington)  
15.5; 880/Mi-Herb (Ch)  
3:06.2/6:36.0; 4x110Re/  
880medRe-D 1:19.7/2:51.9

**Girls 8-9**  
100-Conlon (Ch) 14.1;  
220-Frengel (BP) 33.8;  
440-Felton (Greensburg  
TC) 73.5; 880/LJ-Russell  
(ML) 2:52.4/11-7 $\frac{1}{2}$ ; Mi-  
Russell 5:57.0, McMahon  
(ML) 6:23.0

**Girls 10-11**  
100-Williams (NI) 12.8;  
220-Harris (NI) 29.8;  
440-Jones (NI) 66.4; 880-  
Diggs (NI) 2:30.0, Kal-  
inowski (G) 2:32.0, Rec-  
tenwald (BP) 2:35.8; Mi-  
-Donnellan (BP) 5:43.0;

HJ-Huber (L) 4-4, Rosen-  
steel (G) 4-4, Branson  
(BTW) 4-2; 6#SP-Huber  
22-6 $\frac{1}{2}$ ; 4x110Re-G 61.0;  
880medRe-NI 2:01.4

**Girls 12-13**  
100-Henderson (NI) 11.6,  
Jaycox (BTW) 11.6; 220-  
Jaycox 28.4; 440-Worms-  
ley (NI) 62.0; 880-Mur-  
phy (P) 2:38.2; Mi-Dis-  
sen (D) 5:38.4; HJ-Watts  
4-8; LJ-Toney (NI) 14-10  
6#SP-Scabillon (D) 26-9  
4x110Re/880medRe-NI 52.3  
/1:54.4

**BRONX HISTORICAL  
MILE AGE GROUP RACES**

BRONX, NY - May 15  
(from Kurt Steiner and  
Ed Quinlan)

/Van Cortlandt Park Sta-  
dium; Weather - clear,  
sunny; Total Runners -  
461; Sponsor - New York  
Road Runners Club/  
**Boys 6-7**

Mark Lehrer, LIAC 4:59.9  
Joe Weis, Edgemont 5:01.5  
Jason Pokorny, Edg :03.2  
Steven Trainor, Oyst 10.5

**Boys 8-9**  
Peter Schwansnick, L 4:18  
John Murcott, Oys 4:18.2  
Kevin Eardley, NHP 4:19  
Paul Galiotti, CPT 4:20.6  
Patrick Coyne, NHP 4:20.7

**Boys 10-11**  
Greg Kasko, NJ 3:57  
Craig Barbieri, NH 4:09.4  
Mike Hartnett, Edg 4:11.4  
Victor Hoyas (10)CPT 13.7

**Boys 12-13**  
Carl Greishheimer 3:48.7  
Gavin Murphy, Queens 50.2  
Chuck Lederer, Jenk :52  
Alex Bellinghausen, Q 54  
Ken Glah, Jenk'twn 3:56  
Mike Downing, Q 3:57  
Eugene Monasterio, Q 58  
Tom Rinaldi (12)Eg 3:58.1

**Boys 14-15**  
Anthony Ruiz, NYC 3:18  
Andre Pearson (14)Bk 18.2  
Mark Hinds (14)LI 3:23.9  
Chris Heimbach, NJ 3:31  
Ronald Martin, Qns 3:32  
Tim Kiely, Bronx 3:34  
Michael Averko, LI 3:38  
James Gardner (14)NH 39

**Girls 6-7**  
Michele Becker, LI 5:13.8  
Gloria Valderrama, NH16.9  
Jean Sanchez, Mah'pc 24.6

**Girls 8-9**  
Shawnee O'Toole 4:43.8  
Kris Kueffner, NHP 4:46.3  
Eileen Griffin, NHP :53.3

**Girls 10-11**  
Joan Fenstermaker 4:09  
Kim Van Helden, NHP :09.2  
Valerie Paulk, Yonk :19.4  
Kim Wiley, Jenk'tn 4:27  
Kathy Crawford (10)NH 28  
Mary Lynn Nicholas :29  
Eileen Frank, LIGS 4:32

**Girls 12-13**  
Donna DiSanto, NHP 4:06.9  
Emma Leale, LIGS 4:08  
Rita Schrader, NDame 10  
Due Hilary, Mahopac :15  
Ann Kiely (12)LIG 4:17

**Girls 14-15**  
Val Fisher, Jenk 4:01.6  
Sheila Wall, LIGS 4:04.5  
Penny Mach, Brkln 4:15

**Girls 16-18**  
Connie Kilcommons 3:57.7  
Lisa Ludovici, Jen 4:00.5

**ALLEGHENY MOUNTAIN AAU  
BOYS A-G CHAMPIONSHIPS**

BETHEL PARK, PA - May 15  
(Barbara Eichelsbacher)

/Bethel Park High School  
(cinder track); Weather -  
hot, slight wind; Scor-  
ing Teams - 10/  
**Boys 7-Under**

100/Mi/LJ-P.Mangan (ML)  
15.5/6:29/11-3 $\frac{1}{2}$ ; 220/440  
/880-W.Miller (ML) 35.5/  
79.5/2:53.5; MiW-McAllis-  
tor (Pac) 11:57

Bantam Boys (b.1967-68)  
100/220/440-D.Donnellan  
(BP) 13.3/30.0/73.7; 880  
-J.Newman (Th) 2:42.7;  
Mi-Newman 5:44.5, B.J.  
Dougherty (D) 5:47.5;  
MiW-Newman 10:24, E.Hopf  
(Pac) 10:25; HJ-T.Miller  
(L) 3-6; LJ-J.Miller  
(Pac) 12-7; 6#SP-D.Raf-  
ferty (L) 20-8; 880med  
Re-Dormont 2:21.0

**Midget Boys (b.1965-66)**  
100/220/HJ-L.L.Waller (Pac)  
12.5/28.5/4-2; 440-R.  
Craddock (North Side)  
67.9; 880/2M-C.Russell  
2:33.1/11:36.1; Mi-P.  
Jaroszynski (D) 5:39;  
50LH-M.Trempus (Pac) 8.5  
T.States (Ch) 8.7, D.  
Thompson (BP) 8.9; MiW-  
Trempus 9:56; 6#SP-N.  
Gatz (St Alberts) 29-9,  
E.Evans (ML) 27-2; 880  
medRe-Ch 2:10.4

**Youth Boys (b.1963-64)**  
220/440-A.Thompson (BP)  
27.9/60.4; 880-R.Swintek  
(BP) 2:23.5; Mi-Swintek  
5:01.5, D.Martinelli (ML)  
5:03.6, M.Yonish (BP)  
5:15.4; 70LH/LJ-J.Mangan  
(ML) 10.7/14-10; 8#SP-  
P.Kalnas (BP) 35-1 $\frac{1}{2}$ ; 880  
medRe-BP 1:59.8

**ALLEGHENY MOUNTAIN AAU  
GIRLS A-G CHAMPIONSHIPS**

PITTSBURGH, PA - May 15  
(Barbara Eichelsbacher)

/Pitt Stadium (all weath-  
er track); Weather -  
85 $\frac{1}{2}$ , no wind; Scoring  
Clubs - 11/  
**Bantam Girls (b.1967-68)**

100m-E.Diggs (NI) 15.2;  
200m-M.Frengel (BP) 32.5  
400m-K.McCune (Gr) 72.2;  
800m/LJ-H.Russell (ML)  
2:49.4/13-7 $\frac{1}{2}$ ; 1500m-Rus-  
sell 5:35.5, R.Klein (ML)  
5:44, C.O'Connor (D)  
5:59.4; 4x100Re-BP 64.5

**Midget Girls (b.1965-66)**  
100m-R.Williams (NI) 13.6  
Oliver (Westinghouse)  
13.7; 200m-Harris (NI)  
27.6, B.Diggs (NI) 28.6;  
400m-L.Jones (NI) 63.5,  
Marlan (NI) 64.2, R.Kal-  
inowski (Gr) 65.4;

800m-Kalinowski 2:29, C.  
Recenwald (BP) 2:30.4,  
L.Donnellan (BP) 2:31,  
L.Jones (NI) 2:37; 1500m  
-B.Diggs (NI) 5:09; 50m  
LH-D.Kost (Ch) 8.8, W.  
Mangan (ML) 9.1, C.Ros-  
ensteel (Gr) 9-2; HJ-  
Rosensteel 4-6; LJ-D.  
Patrick (L) 13-10; 4x100  
/880medRe-NI 54.4/1:57

**Youth Girls (b.1963-64)**  
100m/200m-R.Henderson  
(NI) 12.3/25.8, A.Toney  
(NI) 26.5, Jaycox (BTW)  
12.6/26.5; 400m-J.Hall  
63.0; 800m-R.Wormsley  
(NI) 2:25.4; 1500m-P.  
Webb (NI) 5:00.8;

80mLH-K.Thompson (BP)  
14.8; HJ-A.Watts (Gr)  
4-8, L.Eichelsbacher (BP)  
4-6; LJ-L.Jones (NI)  
16-5; 6#SP-P.Boscia (SA)  
32-8 $\frac{1}{2}$ ; 4x100Re/880med  
Re-NI 54.4/1:51.2

# MOUNTAIN STATES

## AREA CONTRIBUTORS

WILLIE GOLDSMITH  
SUE HUMPHREY  
MEL PACE



### ARIZONA JUNIOR OLYMPICS

PHOENIX, AZ - May 22  
(from Sue Humphrey)

/Phoenix College (all-weather, curbless track)

Bantam Girls (b.1967-69)

100/220-Tasa Blincoe (W Phoenix Striders) 13.1/30.1, Paula Thompson (Valley of the Sun TC) 13.2/31.2 & 31.0h, Tonya Taylor (VOS) 13.3;

880-Liz Williams (VOS) 2:48.0; 880W-Holly Stevens (Scottsdale TC) 4:54.6; HJ-Williams 4-2 Lynn Musselman (VOS) 3-10 Dawn Aldridge (Arizona TC) 3-8; LJ-Alicia Paluch (Sc) 13-11 $\frac{1}{4}$ , Taylor 13-4 $\frac{1}{2}$ , Blincoe 13-2; BBT-Ramona Hurtado (VOS) 122-5, Shelly Beck (VOS) 121-8, Dee McCartney (Southwest AF) 119-5

Midget Girls (b.1965-66)

100-Lanette Watts (SW) 11.9, Jackie Sullivan (SW) 12.1, Trinya Davia (SW) 12.6; 220-Tammy Potter (SW) 27.1, Lisa Roberts (SW) 27.4 & 27.0h Sullivan 27.5 & 27.2h;

440-Lisa Knight (SW) 65.6 880-Shelby Rahilly (Sc) 2:40.2; Mi-Kristen Semke (Sc) 5:58.9; 50LH-Dawn Buck (VOS) 8.1, Tracy Taylor (VOS) 8.9, Jeri Jones (WPS) 9.0;

HJ-Rhonda Weddle (Creighton TC) 4-10; LJ-Carla Grayson (WPS) 15-0 $\frac{1}{4}$ , Lisa Sypherd (Arz) 14-9, Buck 14-8 $\frac{1}{4}$ , R.Clinkscale (SW) 13-8 $\frac{1}{4}$ , R.Churchill (Phoenix BG) 13-6 $\frac{1}{4}$ ; 6#SP/BBT-Kara Kosinski (WPS) 34-2/156-5, Carolyn Coulter (WPS) 32-10/187-8; 4x110Re/880MedRe-SW 52.8/1:58.0

Junior Girls (b.1963-64)

100-Theresa Stemmons (SW) 11.4, Karen Shaw 11.4; 220-Kim Heard (SW) 26.0; 440-Jennie Stevens (Sc) 60.0, Jane Morgan (Sc) 60.0; 880-Theresa Smith (VOS) 2:21.4, Bethany Semke (Sc) 2:21.6, Cathy Palmer (VOS) 2:21.7;

Mi-Theresa Smith 5:10.2, Stacy Hartsfield (Sc) 5:10.5, Semke 5:19.5; 800LH-Judy Anderson (Sc) 13.0, Wilma Pierce (PHG) 13.4, Kim White (VOS) 13.7; 2000LH-Lauri Gray (VOS) 29.6, Anderson 29.9; 4x110Re-SW 50.7;

HJ-Pat Olsen 4-10, Ellen Berthot (Sc) 4-8, Katie Gossman (VOS) 4-8, Tamarah Williams (Arizona Pace Setters) 4-8; LJ-Pam Harper (VOS) 18-2 $\frac{1}{2}$ , Shaw 17-6;

6#SP-Cindy Johnson 37-2 $\frac{1}{2}$  Angie Darnell (Sc) 35-2 $\frac{1}{2}$  Linda Wayman (Arz) 34-11 $\frac{1}{4}$  Debbie Negus (Arz) 33-6 $\frac{1}{2}$  JT-Johnson 99-1, Sandy Maynard (VOS) 83-3, Wayman 77-9, Negus 74-10; JT-Rayna Lackman (VOS) 94-2, Maynard 89-3, Donna Edens (VOS) 88-0

Intermediate Girls (61-2)

200m-Chapple (Tucson Striders) 25.0, Peggy Skiba tied Paula Goss (VOS) 25.1; 400m-Charlotte Reeves (VOS) 58.7; 800m-Rebecca Allen 2:20.9; 1500m/3000m-Laurie Sawyer (Phoenix TC) 4:58.4/10:43.4;

1000LH-Roxanne Keating (VOS) 14.4; 3000LH-Dawn Freeman (VOS) 48.0, Heidi Dobberstein (Sc) 48.6 LJ-Keating 19-5 $\frac{1}{2}$ , Monica Bailey (TS) 17-7, Chap-ple 17-5, Carla Bauman (SW) 17-3; HJ-Freeman 5-4, Lori Anderson (Sc) 5-4, Keating 5-2;

8#SP-Putman (WPS) 38-3 $\frac{1}{2}$ ; DT-Melody Jones 98-8, Pat Murphy 96-4; JT-Debbie Edens (VOS) 102-9 Tina Lask 100-0; 4x110 Re-SW 49.6, TS 49.8

Senior Girls (b.1959-60)

100/200m-Lisa Thompson (VOS) 11.4 & 11.0h/24.4, Sandy Crabtree 24.8; 400m-Carolyn Cole (TS) 56.8; 1000LH-Leslie Jolivet (TS) 14.7; HJ-Monique Donithan (VOS) 5-5; LJ-Crabtree 19-0; SP(4k)-Shirley Brill 37-6 $\frac{1}{2}$ ; DT/JT-Donna Yarbrough (Cr) 119-8/113-1

## Add to your Calendar of events:

November 6, 1977 - DCD Cross Country Classic, Albuquerque, NM - all Age Groups, Boys and Girls, Men and Women - write: Duke City Dashers, c/o Dave Sanchez, 8421 Montgomery NE, Albuquerque, NM 87111 - (505) 292-2411)

### SUPREMES ALL-COMERS MEET

ALBUQUERQUE, NM - Apr 17 (from Willie Goldsmith)

/University Stadium/

Bantam Boys (b.1967-69)  
100-Anthony Garcia (Duke City Dashers) 13.1, Willie Phillips (Supremes TC) 13.1; 220-Phillips 30.3, Tom Casias (Sup) 30.7, Marc Villella (Sup) 30.8; 440-Casias 69.0, Danny Alley (Roswell Striders) 69.2, Jeff Dodd (Sup) 71.2;

880-Alley 2:40.6; Mi-Glenn Morgan (DCD) 6:01.7 Matt Urrea (Sup) 6:09.7; HJ-Jonathan Hill (Sup) 3-9, Joey Kropp (DCD) 3-8, Chris Magnani (DCD) 3-8; LJ-A.Garcia 12-8 $\frac{1}{2}$ ; 6#SP-Tim Garcia (DCD) 20-1; 880MedRe-Su 2:08.9

Midget Boys (b.1965-66)

100-Eric Austin (Alvarado TC) 12.2, Fred Grace 12.4, Al Owens (Sup) 12.5 220-Doyle Shirley (Sup) 28.4, Grace 28.4; 440-Shirley 66.8; 880-Ricky Romero (Sup) 2:25.0, George Naugles (Sup) 2:26.7, Alfie Morgan (DCD) 2:28.5;

Mi-Justin Raef (DCD) 5:16.9, Naugles 5:18.1; HJ-Romero 5-0; LJ-Grace 14-0 $\frac{1}{2}$ ; 6#SP-Kane Kropp (DCD) 32-9, Sean Carrasco (DCD) 30-10 $\frac{1}{2}$ , Peter Rosandich (DCD) 28-9; 880MedRe-Alv 2:09.1; 4x440Re-Sup 4:33.9

Youth Boys (b.1963-64)

100/220-Scott Carreathers (Sup) 10.8/24.6, Carl McKnight (Sup) 11.0 /25.2, John Cummings (Sup) 11.1/25.2; 440-Murray Conarty (DCD) 58.4; 880-John Darling (DCD) 2:20.5; Mi-Chris Jaramillo (DCD) 5:17.2;

70LH-Willie Goldsmith, Jr (Sup) 10.3; MiW-Tony Chavez (DCD) 9:19.9; HJ-Robert Dennis (RS) 5-0; LJ-Vincent Baty (Sup) 15-8; 8#SP-Tim Romero (DCD) 42-2, John Medrano (RS) 38-1; DT(1.0kg)-Blair Hansen (Sup) 103-3 Romero 99-1; 880MedRe/4x440Re-Sup 1:47.2/4:09

### NEW MEXICO STATE JUNIOR OLYMPICS

ALBUQUERQUE, NM - July 3 (from Mel Pace)

/Wilson Stadium/

Bantam Boys (b.1967-68)

100-Marc Villella (Albuquerque) 13.2, Anthony Garcia (Alb) 13.4; 220-Tony Martin (Alb) 30.3, Villella 30.3; 440-Tom Casias (Alb) 67.0, Jonathan Hill (Alb) 71.3, Jeff Wolfley (Alb) 72.6;

880-Casias 2:44.9; HJ-Joey Kropp (Alb) 4-0, Mark Schwab (Farmington) 3-11, Hill 3-7 $\frac{1}{2}$ ; LJ-Martin 13-9 $\frac{1}{2}$ , Garcia 13-8 $\frac{1}{2}$ , Steven Ross (Springer) 12-5 $\frac{1}{2}$ ; 6#SP-Andrew Herrera (Pecos) 22-10 $\frac{1}{2}$ , Tim Garcia (Alb) 22-8 $\frac{1}{2}$ , Miguel Carrillo (Pec) 22-1, Dan Whisenat (Alb) 20-5 $\frac{1}{2}$  4x110Re-Duke City Dashers 58.1, Supremes 58.9

Midget Boys (b.1965-66)

100/220-Doyle Shirley (A) 12.3/27.2, Fred Grace (Alb) 12.8 & 12.6h/27.7; 440/Mi-George Naugles (Alb) 65.1/5:53.1; 880-Justin Raef (Alb) 2:21.9 Ricky Romero (Alb) 2:22.9 MiW-J.Hill (Alb) 10:21.7

50LH-Alex Shaskevich (Las Cruces) 8.9, Ronald Parker (Capitan) 9.0; HJ-Romero 5-1 $\frac{1}{2}$ ; LJ-Leland Harty (Las Cruces) 14-3 $\frac{1}{2}$  John Weyn (Tucumcari) 14-2 $\frac{1}{2}$ ; 6#SP-Kane Kropp (Alb) 32-10 $\frac{1}{2}$ , Wesley Wood (Cimarron) 30-1 $\frac{1}{2}$ ; 4x110Re/880MedRe-Sup 55.6/2:02.3

Junior Boys (b.1963-64)

100/220-Scott Carreathers (Alb) 11.1/24.1, Carl McKnight (Alb) 24.2 John Cummings (Alb) 24.5 Nick Powdrill (Alb) 25.0 440-Bobby Moncrieff (Alb) 55.0, E.Oleson (Alb) 55.6 R.Gonzales (Anthony) 58.1, G.Gonzales (Santa Fe) 58.2;

880-Oleson 2:11.8, W.McLaughlin (Far) 2:14.1; Mi-Frank Morgan (Alb) 5:04.8, Chris Jaramillo (Alb) 5:07.3, A.Garcia (SF) 5:13.1, T.Gallegos (Montezuma) 5:13.1; 70LH S.Burns (Far) 9.8 & 9.7h P.Lynch (Far) 10.0, Vince Lithgow (SF) 10.2, Scott McLeskey (LC) 10.1h, D. Lucero (Alb) 10.1h, G. Smith (LC) 10.3h;

MiW-Tony Chavez (Alb) 9:08.0; HJ-K.McElhany (Far) 5-6, R.Wallace (Far) 5-4, R.Evans (Los Alamos) 5-4, Moncrieff 5-2; LJ-McLeskey 17-7 $\frac{1}{2}$ , R.Ortega (An) 16-10 $\frac{1}{2}$ ; 8#SP/DT(1.0kg)-L.Marsh (LC) 42-6 $\frac{1}{2}$ /42-1, Mike Sentell (Roswell) 39-11 $\frac{1}{2}$ /110-9, Scott Burns (Far) 39-11 $\frac{1}{2}$ , Blair Hanson (Alb) 38-1/122-2; JT-John Cummings (Alb) 136-1; 4x110Re/880MedRe-Supremes 48.8/1:46.1

Int/Sr Boys (b.1959-62)

100-Phil Trent (Alb) 9.7 220-Chano Talavera (Lordsburg) 22.3, Art Mercer (Alb) 22.3; 880-Chuck Aragon (Los Lunas) 1:56.1; Mi/2Mi-Tim Tays (Alb) 4:35.9/9:54.7;

330H-John Timm (Durang) 38.7; MiW-Jerry Lucas (LA) 7:43.3; 12#SP/DT-R.Edens (Alb) 52-0 $\frac{1}{2}$ /139-7

Bantam Girls (b.1967-68)

100/220-Juanita Archie (Alb) 14.0 & 13.9h/31.4; 440/880-Shauna Richards (Ros) 71.0/2:52.3; HJ-Kim McCleddy (LC) 3-10 $\frac{1}{4}$ , Karen Darsey (Alb) 3-10 $\frac{1}{4}$ ;

Midget Girls (b.1965-66)

100-Jewel Baty (Alb) 13.1 & 12.9h; 220-Karen Sanders (Ros) 27.9, Baty 28.1, Valerie Bicknell (Alb) 28.5, D.Moore (Ros) 28.7; HJ-Sanders 5-0 $\frac{1}{2}$ ; LJ-Sanders 15-7, Beck-nell 13-10; 6#SP-M. Wright (LC) 24-8; 4x110 Re-Albuquerque TC 57.8

Junior Girls (1963-64)

100-Brenda Linton (Far) 11.7; 220-Dolores Archuleta (Alb) 26.6, Linton 26.7 & 26.3h; 440-Archuleta 63.4; 800LH-Archuleta 12.7, Pat Brockwell (Alb) 13.2, Holly Haskew (Alb) 13.3;

HJ-Tracey Brewer (Alb) 5-4 $\frac{1}{2}$ ; Melanie Jacobs (Far) 4-8; LJ-Brockwell 16-5 $\frac{1}{2}$ ; JT-Tracey Barnes (Alb) 71-10; JT-S.Mohar (Alb) 89-2

Int/Sr Girls (b.1959-62)

100/220-R.Romary (Ros) 11.8/26.1; 440/HJ-Margaret Metcalf (Alb) 58.2/5-2 $\frac{1}{2}$ ; 1000LH-J.Boley (Ros) 15.0; LJ-Liz Rose (LV) 16-10 $\frac{1}{2}$ ; 8#SP/DT-Peggy Laughlin (Española) 34-8/88-3

# MIDWESTERN STATES

## AREA CONTRIBUTORS

MARK BECKER  
SUZANNE HEARNES  
KIP McEWAN  
NORM SKELLY  
ROBERT STACEY



## Add to your Calendar of Events:

October 1, 1977 - SCIOTO Invitational X-Country, Columbus, OH - Boys and Girls 7-Under thru 12-13 and Women - write: Dick Sweeney, 10623 Johnstown Rd, New Albany, OH 43054 - 855-2168;

### MOUND "INVITATIONAL"

MIAMISBURG, OH - Apr 30 (from Mark Becker)

/Harmon Field (cinder, curbless track)/

Boys 9-Under

100-Day (First Dayton TC) 13.4; 220-Kramer (Kettering Striders) 31.1; 440/880-Haire (Arrow TC) 71.6/2:39.3; HJ-Green (KS) 4-2, Moore (KS) 4-0 Mitchell (Scioto TC) 3-10; LJ-Haire 13-9 $\frac{1}{2}$ , Green 12-5 $\frac{1}{2}$ ; BBT-Virts (Mad River) 129-10

Boys 10-11

100-Saine (FD) 12.5; 220-McCurdy (FD) 28.9; 440-Day (FD) 70.6; 880-Slaton (Mound City Dashers) 2:49.2; 1500m-Bernard (KS) 5:26.7; 50LH-Allen (MR) 8.6, Mason (KS) 8.7, Warwick (Sc) 8.7; HJ-Slaton 4-6; LJ-Cavalario (Sc) 13-5; 6#SP-Hoeflinger (KS) 30-9, West (MCD) 27-0 $\frac{1}{2}$ ;

Boys 12-13

100/220-Harris (FD) 11.4 /25.9; 70LH-Pack (KS) 10.4, Baker (KS) 10.6 & Howard (FD) 10.6; LJ-Williams (FD) 18-9, Brown (FD) 17-1; 8#SP-Rogan (MR) 118-10

Girls 9-Under

100-Kirkham (KS) 13.0; 220-Bonner (FD) 32.8; 440-Summer (Ohio TC) 76.2/2:50.3; HJ-Kirkham (KS) 3-10, Craft (MCD) 3-8; LJ-Kirkham 13-1 $\frac{1}{2}$ ; BBT-Rogan (MR) 118-8

Girls 10-11

50LH-Abbott (KS) 9.5; HJ-Batch (Sc) 4-2; 6#SP-Summer (Oh) 25-6 $\frac{1}{2}$ , Kilpatrick (MCD) 25-0

Girls 12-13

800LH/HJ-Dahn (KS) 13.9/4-10; LJ-McKee (FD) 15-4 $\frac{1}{2}$ ; Stephenson (MCD) 15-3 $\frac{1}{2}$ ; 6#SP-McKee (FD) 30-1

**KIRKWOOD "INVITATIONAL"**

KIRKWOOD, MO - May 15 - (from Suzanne Hearnese)  
/Florissant Valley Community College (all-weather track); Teams - 18 (from 3 states)/

**Bantam Boys (b.1967-69)**

100m Dash (wind -0.62mph)  
Mike Evans, In'dence 14.2  
Kevin Milliron, Ster 14.8  
Andre Hollman, (8)RK 14.9

**200m Dash (w -2.42mph)**

Mike Evans 30.1  
M.Fox, E St Louis 30.2  
Kevin Miller, RK 30.2  
Randall Sally, RK 30.7  
Kevin Milliron 31.1  
R. Johnson, ESL 31.3

**400 meter Dash**

Mike Evans 68.5  
Jeff Beer, (8)Ster 68.6  
David Knes, NW Co Y 70.2  
Mark Musselman, Ster 70.3  
R. Johnson, ESL 70.3  
Byron Wyatt, RK 71.3

**800 meter Run**

Rusty Powlas, KCNS 2:34.0  
Mark Musselman 2:42.1  
Alan Turner, (8)Foss 48.2  
Mike Cross, Ster 2:48.6

**1500 meter Run**

Rusty Powlas 4:59.5  
Paul Over, Sterling 5:16.9  
Mike Cross 5:34.3  
Alan Turner 5:37.5  
Joe Moore, RK 5:39.1  
Shawn Gearkink, Flor 43.5

**Long Jump (crosswind)**

David Knes 14-4 1/2  
John Tebbe, NWCY 13-5  
Jeff Beer 12-8

**Softball Throw**

Byron McNair, RK 124-3  
Scott Massa, Tri-Co 117-10  
Clarence Jackson, R 114-11

**880 medley Relay**

Sterling TC 4:53.8  
Royal Knights 5:08.9

**Midget Boys (b.1965-66)**

100m Dash (wind -1.28mph)  
C.Powell, ESL 13.2  
Kevin Holman, RK 13.3  
Rodney Payne, RK 13.4

**200m Dash (w -2.11mph)**

L.Smith, ESL 26.5  
C.Powell, ESL 26.6  
Kevin Holman, RK 27.1  
John Anderson, Blues 27.9  
A.Baker, ESL 28.0

**400 meter Dash**

S.Yarbrough, ESL 60.3  
L.Smith, ESL 60.4  
Doug Kingsley, Ind 61.8  
Eric Clark, Blues 63.2  
Gregory Heggs, Blues 64.3  
Scott Hoffman, Ind 64.9

**800 meter Run**

Doug Kingsley 2:18.9  
S.Yarbrough 2:22.2  
Jacque Mastin, Blues 32.6

**1500 meter Run**

Doug Kingsley 4:49.2  
Bruce Nie, (10)St 5:06.0  
Chris Holloway, RK 5:06.3  
Bobby Devine, Flor 5:06.4  
Scott Phelps, Ind 5:12.9

**1500 meter Walk**

David Langton, (10)I 9:32

**High Jump**

Jeff Porter, Ind 4-6  
Scott Hoffman, Ind 4-4  
Kam Stone, (10)Ster 4-4

**Long Jump (crosswind)**

Rommie Hawkins, RK 16-1  
Robinson, ESL 15-5 1/2  
Jamie Walker, Ind 15-5  
Gregory Heggs, BI 15-0 1/2  
Mitchum, ESL 14-6

**Softball Throw**

Charles Woods, RK 197-7  
880 medley Relay  
E St Louis Com TC 4:34.7  
Blues TC 4:35.5

**Youth Boys (born 1963-64)**

**100m Dash (w -1.32mph)**

Vincent Bingham, Jef 12.1

**200m Dash (w -3.35mph)**

Vincent Bingham 24.6  
Patrick Mallett, RK 24.9  
Matt Williams, KCNS 25.2  
Jerry Moore, Blues 25.5

**400 meter Dash**

Lawrence Gauss, BI 56.4  
John Sommers, KCNS 57.2  
Tony Hilliard 57.3  
Jessie Wilson, RK 58.0

**800 meter Run**

Jessie Wilson, RK 2:17.0  
Reynold Middleton, K 18.1  
Shannon Gordon, KC 2:20.5

**1500 meter Run**

Reynold Middleton 4:37.7  
Jim Jennings, Jef 4:41.1

**1500 meter Walk**

Rick Waggener, (10)I 9:06

**High Jump**

Chuck Downs, NWCY 5-4  
David Stuchler, (10)I 5-2  
Bill Brandenburger, N 5-0

**Long Jump (crosswind)**

Patrick Mallett 18-2  
Anthony Jackson, BI 17-9 1/2  
Bill Brandenburger 17-9

**Shot Put (8 pound)**

Chuck Downs, NWCY 38-3 1/2  
James Polk, Blues 37-1  
Brent Vaughn, Jeff 35-4 1/2  
Michael Hayden, RK 34-1 1/2

**4 x 110 Relay**

Blues TC 49.5

**880 medley Relay**

Kans City N Stars 4:15.5  
Blues TC 4:16.5

**70y Low Hurdles (w -0.7)**

Patrick Mallett 9.2  
Tony Clark, NWCY 10.1  
James Patterson, BI 10.4

**Bantam Girls (b.1967-69)**

**100m Dash (w -0.89mph)**

Rebecca Scott, Foss 14.8  
Sonya Mitchell, RK 14.9

**200m Dash (w -1.13mph)**

Jackie Randall, RK 31.0

**400 meter Dash**

Jackie Randall 71.9  
Latonia Long, RK 72.0  
Tracy Thomas, NWCY 73.6

**800 meter Run**

Sonya Mitchell 2:49.3  
Amy Clark, Kirkwood 5:25.5  
Latonia Long, RK 5:34.4

**1500 meter Run**

Amy Clark 5:39.0  
Enily Karst, Kwd 5:50.6  
Kim Beard, (8)Mor 6:22.1

**Long Jump (crosswind)**

Lisa Sorrentino, Magll-4 1/2

**Softball Throw**

Sharre Nash, RK 113-9

**880 medley Relay**

Kirkwood TC 5:26.9

**Midget Girls (b.1965-66)**

100m Dash (w -0.96mph)  
Deloris Pinner, RK 13.8  
Tamika Foster, RK 13.8  
Lora Davis, (10)RK 13.9

**200m Dash (w -1.56mph)**

Tamika Foster, RK 27.9  
Stephanie Cameron, B 28.2  
Sheila Williams, BI 28.6  
Lora Davis 29.3

**400 meter Dash**

Tamika Foster, RK 61.0  
Pam Collins, PSS 61.1  
Stephanie Cameron, B 63.4  
Janee Owens, RK 64.0  
Ravenda Johnson, MHY 66.0  
Loraine Lyon, Ster 66.0

**800 meter Run**

Pam Collins 2:34.5  
Lory Slusser, Ster 2:35.3  
Kaye Mertz, Kwd 2:35.6

**1500 meter Run**

Lory Slusser 5:21.3  
Tina Hartman, (10)NW 30.1  
Beth Doerr, Kwd 5:30.2

**1500 meter Walk**

Mary Locascio, Mor10:27.2

**High Jump**

Amette Antonello, I 4-8  
Kathy Kulpa, Moraine 4-8  
Kathy Hartle, Ster 4-4

**Long Jump (crosswind)**

Loraine Lyon, Ster 14-3 1/2  
Kathy Hartle, Ster 13-6 1/2  
Caryn Kuelzto, PSS 13-4

**Softball Throw**

Kathy Hartle 146-10

**880 medley Relay**

Mayor Hatcher YF 4:58.1  
Blues TC 5:01.3  
Royal Knights 5:05.1

**Youth Girls (b.1963-64)**

**100m Dash (w -0.62mph)**

Romona Riley, KCNS 12.6  
Sharon Lewis, MHY 12.9

**200m Dash (w -0.55mph)**

Romona Riley, KCNS 26.4  
Sharon Lewis, MHY 26.5  
Deborah Garrison, NW 26.8

**400 meter Dash**

Ann Henry, PeoriaPac 62.4  
Future Spence, Blues 62.5  
Madonna Redd, MHY 62.6

**800 meter Run**

Cyd Thomas, NWCY 2:27.5  
Ann Henry 2:29.7

**1500 meter Run**

Chris Ridenour, K 5:02  
Cathi Frank, Ster 5:04.1

**80m Low Hurdles (-0.5mph)**

Sandy Geier, Peoria 14.2

**High Jump**

Jenny Porter, Ind 4-8

**Long Jump**

Sandy Geier 16-2  
Jenny Porter 15-4

**Shot Put (6 pound)**

Penny Waggener, Ind 39-7 1/2  
Lisha Lumpkins, BI 32-2 1/2  
Annette Adams, RK 31-10 1/2

**4 x 110 yard Relay**

KC North Stars 51.7

**880 medley Relay**

Kirkwood TC 4:36.5

**Junior Women (b.1959-62)**

100m(w -1.16mph)-Rhonda Brady (MHY) 12.0, Lawanda Waters (Kwd) 12.2; 200m(w -1.55mph)-Rhonda Clay (14, MHY) 25.8;

400m-Robin Johnson (MHY) 56.8, Pat Collins (14, Prairie State Striders) 58.4, Edris Williams (15, MHY) 58.7; 1500m-Val Eaton (15, Moraine TC) 5:04.2

HJ-Julie Gorham (14, KC NS) 5-2; LJ-Ervette Moore (14, RK) 16-6

**RALSTON JAYCEE CORNHUSKER FLYER MEET**

RALSTON, NE - May 7 (from Kip McBwan)

**Bantam Boys**

100-Perry 12.9, J.Kight 13.1, T.McCoy 13.2; 440-S.Peterson 75.4; 880-T.VanCaster 2:51.6; HJ-S.Fangman 3-10, M.Hansen 3-10; LJ-Kirkgard 12-2 1/2; 4x110R-S Lincoln 61.2

**Midget Boys**

100-J.Kelly 12.3; 220-H.Johnson 28.2, D.Love 28.2; 440-R.Willms 66.3

880-R.Stark 2:41.1; HJ-L.Davis 5-0, M.Pangman 5-0; LJ-P.Harms 13-9 1/2; SP-James Carr 32-10 1/2; 4x110R-SE 55.0

**Junior Boys**

100/220-V.Breakfield 10.8/25.2, T.Noble 10.9; K.Hansen 25.2, J.Keith 25.2; 440-R.McLain 60.0

Mi-J.Hansen 5:23.1; HJ-C.Zach 5-4; LJ-Noble 17-9; SP-J.White 41-2 1/2; 4x110R-SL 49.3

**Bantam Girls**

100-L.Trauch 13.3, M.Fletcher 13.3; 220-Fletcher 30.0, C.Ricketts 31.6; 440-Trauch 72.5; 4x110R-SL 62.3

**Midget Girls**

100/220-J.Mayhue 12.3/28.1, L.Conyers 12.7/29.6, K.Harrison 12.9/29.7; 440-S.Crist 66.9; A.Sandstedt 67.2; 880-M.Watts 2:48.8; HJ-G.Schaecher 4-4, N.Conroe 4-4; LJ-M.Huey 15-2 1/2; 4x110R-Striders 57.6

**Junior Girls**

100/220-B.Kindig 11.8/26.0, C.Renn 11.9; 440-C.Lentz 63.2; HJ-D.Vanhergan 4-7; LJ-C.Wiater 15-8 1/2; SP-M.Rehling 32-1 1/2; 4x110R-SL 53.2

**MIDLAND "INVITATIONAL"**

MIDLAND, MI - June 18 (from Norm Skelly)

/Northwood Institute, Julliarat Stad (rubberized asphalt track with curb); Weather - overcast to sunny, 66-84°F, winds variable 0-10mph; Total competitors - 440; Meet Director - Tom Chamberlin/

**Bantam Girls (b.1967-69)**

100y Dash (wind +5.6mph) Janet Purdy, LE Co 12.8  
Lisa Dubenion, Card 12.9  
Pamela Hart, Det Str 13.3

220 yard Dash (w +8.3mph) Janet Purdy, LEC 30.1  
Peggy Odita, Ohio TC 31.7

**440 yard Dash**

Sara Sumner, Oh 71.1  
Tina Pelton, Gr'burg 71.6

**880 yard Run**

Kim McCune, Gr 2:48.3  
Peggy Odita 2:49.0  
A.Arsenault, Scioto :49.1

**High Jump**

Laura Piper, Ft Ft 4-4  
Sara Peapples, Mich 4-1 1/2  
Cindy Fretwell, Oh 3-10  
Madelyn Clark, MG Pac 8  
Coleen Lara, FP 3-8

**Long Jump**

Laura Piper 11-4

**Baseball Throw**

Kathy Mara, FP 144-10  
Sara Sumner 136-10

**4 x 110 yard Relay**

Mattie Glover Pacer-62.7  
Detroit Striders 63.6

**4 x 220 yard Relay**

Michiganmes 2:14.1  
Fleet Feet, ... 2:16.8

**Midget Girls (b.1965-66)**

100 yd Dash (w +5.6mph)  
Jacqueline Buford, D 11.7  
Diane Cox, Jun Belles .8  
Verna Harris, NImage 11.8  
Tina Johnson, DS 12.0  
Dawn Johnson, Gr 12.2  
Rita Williams, NI 12.4

**220 yd Dash (w +4.3mph)**

Verna Harris 27.4  
Kendrah Smartt, DS 28.3  
Marlanda Farley, NI 29.3  
Gloria Wise, MGP 29.4

**440 yard Dash**

Kendrah Smartt 62.1  
Rita Williams 62.6  
Marlanda Farley 63.5  
Michele Collins, FF 64.4  
Barnett Diggs, NI 66.5  
Jenny Naffziger, Oh 67.8

**880 yard Run**

Barnett Diggs 2:26.8  
Gloria Wise 2:28.0  
Rita Kalinowski, Gr :33.8  
Ann Smith, FF 2:34.3  
Jenny Naffziger 2:36.5

**One mile Run**

Lori Vogt, Oh 5:49.3

**50y Low Hurdles (+3.3mph)**

Angel Armstrong, Gr 8.2  
Michele Collins 8.4  
Amy Frey, Cardinal 9.0  
Jackie Solomon, Card 9.1  
Sue Rhodes, FF 9.2  
Melissa Burnham, OH 9.2

**High Jump**

Michele Collins 4-8  
M.Prelevicz, BB 4-7  
Beth Rosensteel, Gr 4-2  
Leslie Poy, FF 4-2

**Long Jump**

Tina Johnson 14- 8 1/2  
Diane Cox 13-10 1/2  
Dawn Johnson 13- 9

**Shot Put (6 pound)**

Susan Summer, Oh 26-8 1/2  
Jody Armbrust, Gr 24-5 1/2

**Baseball Throw**

Missy Wojta, Oh 171-1  
Karen Brown, Mot AC 152-6

**4 x 110 yard Relay**

Detroit Striders 55.7

**880 yard Medley Relay**

New Image TC 1:59.3

**Youth Girls (b.1963-64)**

100 yd Dash (w +1.9mph)  
Elaine Jones, Mot AC 11.2  
Renee Henderson, NI 11.3  
Angie Toney, NI 11.4  
Janet Baughman, LEC 11.7  
Karen Jefferson, LEC 11.8  
Patricia Pitman, DS 11.9

**220 yd Dash (w +3.2mph)**

Robin Wormsley, NI 25.8  
Renee Henderson, NI 26.0

**440 yard Dash**

Robin Wormsley 57.5  
Laurie Call, FF 59.2  
Jessica Hall, NI 62.7

**880 yard Run**

Marjorie Bessell 2:20.1  
Laurie Call 2:21.1  
A.Danduran, Scioto 2:26.8

**One mile Run**

Marjorie Bessell 5:1

120HH(39)-Mike Doran (NM) 16.5; LJ-Kelly Cantrell (Ash) 20-11 $\frac{1}{2}$ ; Jeff Jones (Clarksburg) 19-2 $\frac{1}{2}$ ; 12#SP/DT(1.6k)-Sham McWhorter (Hun) 47-8 $\frac{1}{2}$ /137-9

Senior Boys (b.1959-60) 880-Mike Baker (Ph) 2:01.1; Mi/2Mi-David Kiser (Ash) 4:46.8/9:58.4; 120HH(39)-15.0; LJ-Mike Dawson (NM) 21-11

Bantam Girls (b.1967-68) 50/100/LJ-Donah Huffstutler (Hun) 7.7/14.9/10-7 $\frac{1}{2}$ ; 220-Bobbie Horsley (Ash) 34.1/80.3

Midget Girls (b.1965-66) 440/880-Marlene Brown (Ash) 69.5/2:42.0; LJ-Brown 13-7 $\frac{1}{2}$ , Monique Johnson (Hun) 13-4 $\frac{1}{2}$

Junior Girls (b.1963-64) 100/220-Vicki Francis (Hun) 12.1/28.0; 80mLH-Stephanie Price (Hun) 14.2

Intermediate Girls(61-2) 440/880-Beth Parsons(NM) 61.5/2:28.8; Mi-Winnie Anderson (NM) 5:26.9; HJ-Francis Daniell (NM) 5-0; LJ-Debbie Scott (Ash) 17-0 $\frac{1}{2}$ ; DT-Leslie Bailey (Ash) 91-6

Senior Girls (b.1959-60) 100/220/LJ-Debbie Hill (Hun) 11.8/26.6/17-3; HJ-Kelley Barbour (Hun) 5-4; 8#SP-Christy Powers (Hun) 36-0 $\frac{1}{2}$

GULF AAU DECATHLON/  
PENTATHLON/TRIATHLON  
HOUSTON, TX - May 28-29 (from Jerry Montgomery)

/Alief Athletic Complex (all-weather track); Weather - 87-93°, humidity 70-75%, wind 4-15mph aiding hurdles, dashes and long jump/

Bantam Boys (b.1967-68) Triathlon (100m,HJ,6#SP) Charlie Sawaya,Alief 486 (14.3, 3-11, 21-7) Russell Knapp,Dad's 364 (14.8, 3-9, 23-7)

440-Harrell 51.0, Dan Harp (Car) 51.6, Ossie Stanley (Mem) 52.3, Mark Childers (Mem) 53.0; 880 /Mi-Adrian Morris (Car) 2:05.4/4:43.7, Seals (Lee) 2:06.6/4:47.7; Jeff Muth (age 13, Union Park) 2:06.6/4:43.9, Junco (Cherokee) 4:44.5; 70LH(36")-Davis (Apopka) 8.9, Reggie Rucker (Car) 9.2, Ronnie Pridgeon (Cher) 9.2; 330LH-Jerome Kelly (Robinswood) 40.8, Rucker 41.2, Davis 41.4, Harris (Lee) 41.6;

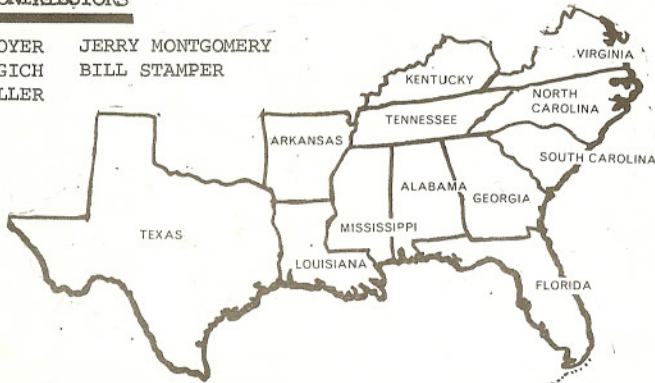
Smajstrla 16-8; 6#SP-Maudeen Thomas (Sup) 33-5 $\frac{1}{2}$ , Alessi 32-3; 4x110Re-Al 53.3; 4x440 880MedRe-Sup 4:18/1:56.5

Junior Women (b.1958-62) 100/220-Lana Zimmerman (CC) 11.2/25.1; 440/880 -Geneva Stark (Sup) 58.0 /2:24.5, Francine Gilmore (CC) 58.7; 100H-Stacy Allen (CC) 15.2; LJ-Zimmerman 18-0; SP-Kim Allen (CC) 37-9 $\frac{1}{2}$ ; DT-Janelle Wattigny (CC) 100-4;

## SOUTHERN STATES

### AREA CONTRIBUTORS

JOHN BOYER JERRY MONTGOMERY  
ELI GAGICH BILL STAMPER  
BOB MILLER



### SOUTHWEST TRACK CLUB GIRLS "INVITATIONAL"

MIAMI, FL - May 14 (from Bob Miller)

/Miami-Dade CC, South (all-weather curbless track); Weather - wind negligible, sunny, warm; Teams - 13/

Bantam Girls (b.1967-68) 440/800m-Tina Miller(SW) 74.8/2:59.8; LJ-Sonya Blades (Fort Lauderdale TC) 11-1 $\frac{1}{2}$

Midget Girls (b.1965-66) 100-Vernita Miley (Richmond-Perrine TC) 12.9; 220/LJ-Sharon Wrinkle (SW) 29.1/13-2 $\frac{1}{2}$ ; 440-Christine Carbone (SW) 68.2; 800m/Mi-Beth Mitchell (SW) 2:37.5/6:01.4; 6#SP-Peggy Greco (SW) 24-2; 4x110Re-SW 58.5

Youth Girls (b.1963-64) 100-Callie Thurman (Fort Myers YMCA) 11.8; 220-Lisa Pinkney (Miami Run-for-Fun) 25.6, Thurman 26.7, Denise Miller (Miami Dade CC) 26.7; 800m Pinkney 2:27.9, Marly Adams (SW) 2:29.9;

Mi-Adams 5:30.2; HJ-Sharon Thompson (RP) 4-6; LJ-Lori Webb (SW) 15-9; 6#SP-Debra Taylor (FL) 30-6; 4x110Re-FL 54.5

### Intermediate Girls(61-2)

100/220-Eunice Ashford (SW) 11.2/25.5; 440-Rena Wilkerson (W Palm Beach) 59.2; 800m-Lisa Jones (MRFF) 2:19.5, Abby Ward (SW) 2:20.4; Mi-Linda Robertson (MRFF) 5:22.6; 8#SP-Cindy Rixie (Coral Springs TC) 32-4; DT-Rosa Wilkerson (WPB) 97-10

### FLORIDA GOLD COAST AAU CHAMPIONSHIPS

MIAMI, FL - May 28 (from Eli Gagich)

/Miami-Dade CC South (all-weather curbless track); Weather - sunny to short rain to sunny, wind 0-1mph; Teams - 18/

Intermediate Boys (61-2) 100m/200m-Fabian Whymms (Nassau) 11.3/22.2, Jose Vasquez (Miami Run-for-Fun) 11.7/23.3; 400m-Eugene Amador 53.5; 800m-John Cone (Fort Lauderdale TC) 2:07.5;

120HH(39)-Gerald Bowe (FL) 16.3; HJ-Bruce Bush (FL) 6-2, Jeff Livengood (Treasure Coast) 6-0; LJ-Eddie Lockhart (Nas) 20-11 $\frac{1}{2}$ ; 12#SP/DT (1.6k)-Paul Martin (So Florida TC) 48-10 $\frac{1}{2}$ /139-1 PV-Mike Schwartz 12-6

### Bantam Girls (b.1967-68)

100m/200m-Glenda Redding (Community YC) 15.1/31.0 800m/1500m-Tina Miller (SW) 3:06.4/6:43.0; LJ-Kimberly Brown (CYC) 10-11

### Midget Girls (b.1965-66)

100m-Twainilla Jones(CYC) 13.4; 200m-Twillis Jones (CYC) 27.8, Lawania Anthony (CYC) 29.0; 400m-Christine Carbone (SW) 68.0; 800m/1500m-Beth Mitchell (SW) 2:39.5/5:14.6; 4x110Re-CYC 55.9 NW Boys Club 56.2

### Youth Girls (b.1963-64)

100m-Katherine Wallace (CYC) 12.5; 200m-Monique Miller (Nas) 25.5, Brenda Phillips (CYC) 25.7, Denise Miller (MDC) 26.4 400m-Lisa Pinkney (RFF) 56.8, M.Miller(Nas) 57.2 Sheila Scott (CYC) 57.4;

800m-Pinkney 2:24.3; 1500m-Mandy Adams (SW) 5:05.2; 80mLH-Sherry Bennett (FL) 14.3; HJ-Sharon Thompson 4-8, Christine Davis (RFF) 4-8; LJ-Wallace 16-0 $\frac{1}{2}$ ; Debbie Green (Nas) 15-5, Lori Webb (SW) 15-4; 6#SP-Tammy Gray (NDCC) 30- $\frac{1}{2}$

### Bantam Boys (b.1967-68)

100m/200m-Harry Howard (NW Boys Club) 14.1/30.2 Roosevelt Williams (CYC) 14.2/29.8, Terry Brown 14.2, Lance Williams(RP) 14.2; 400m/800m-Cedric Rowland (NWB) 75.4/2:45; LJ-L. Williams 12-0

### Midget Boys (b.1965-66)

100m-Brian Davis (NWB) 12.8, Joe Oliver (Central BC) 13.0, Melvin Bratten (NWB) 13.1; 200m-Davis 27.1; 400m-Eric Burke (RFF) 64.3; 800m-Bernie Blades(FL) 2:41.1 1500m-Glen Campbell (FL) 5:21.2; LJ-Ryan Blades (FL) 14-6 $\frac{1}{2}$ ; Rodney Gardner (FL) 14-6; 4x110Re/4x220Re-NWB 52.2/2:01.9

### Youth Boys (b.1963-64)

100m-Kelvin Phillips(FL) 11.9, Tony Dixon (CYC) 11.9; 200m-Phillips 24.7, Steve Lawhorn (FL) 25.6; 400m-Johnny Alexander (FL) 55.5; 800m-Eldridge Alexander (FL) 2:17.3, Karl Leinberger (RFF) 2:17.8; 1500m-Johnny Alexander (FL) 4:35.7; HJ-James Chiarelli (CS) 4-10; LJ-Gartrell Johnson (CBC) 16-6; 8#SP-John Darling 31-3 $\frac{1}{2}$ ; 4x110Re-CYC 51.0

### Midget Boys (b.1965-66)

Triathlon (100m,HJ,6#SP) Jeff Motley, Alief 723 (14.5, 4-4, 28-4 $\frac{1}{2}$ ) Wade Watson, Alief 608 (13.7, 4-0 $\frac{1}{2}$ , 22-6 $\frac{1}{2}$ )

### Youth Boys (b.1963-64)

Pentathlon (110mLH-30" 8#SP, HJ, LJ, 7#800m) Lee Motley, Alief 2705 (17.9, 32-9, 5-5 $\frac{1}{2}$ , 19-4 $\frac{1}{2}$ , 2:15.3)

### Intermediate Boys (61-2)

Decathlon (100m, LJ, 12# SP, HJ, 400m/110mH-39", DT(1.6k), PV, JT, 1500m) Jeffrey Charquist 5091 (12.4, 18-7 $\frac{1}{2}$ , 34-0 $\frac{1}{2}$ , 5-10, 58.1/17-1, 101-0, 11-5 $\frac{1}{2}$ , 135-4, 6:12.2)

### Senior Boys (b.1959-60)

Decathlon (same events as Intermediate Boys) Kevin Morse, Alief 5368 (12.3, 18-11 $\frac{1}{2}$ , 54-6 $\frac{1}{2}$ , 5-10, 58.0/18.8, 134-4 $\frac{1}{2}$  7-5 $\frac{1}{2}$ , 100-1, 5:03.6)

### Bantam Girls (b.1967-68)

Triathlon (100m,HJ,BBT) (Special scoring tables) Wendi Pena, Alief 775 (15.7, 3-0 $\frac{1}{2}$ , 100')

### Midget Girls (b.1965-66)

Triathlon (100m,HJ,6#SP) Terresa Potsavich,D 987 (14.4, 3-10 $\frac{1}{2}$ , 17-2)

### Youth Girls (b.1963-64)

Pentathlon (80mLH-30", 6#SP, HJ, LJ, 800m) Lori Alessi, Cres C 3062 (13.5, 34-1 $\frac{1}{2}$ , 5-0 $\frac{1}{2}$  15-2 $\frac{1}{2}$ , 2:51) Mary Nicol,Hous Men 2733 (13.7, 24-1 $\frac{1}{2}$ , 4-10 $\frac{1}{2}$ , 15-4 $\frac{1}{2}$ , 2:55) Susan Acker, Alief 2536 (14.3, 25-11 $\frac{1}{2}$ , 4-11, 13-2 $\frac{1}{2}$ , 2:39)

### Intermediate Girls (61-2)

Pentathlon (100mLH-30", 8#SP, HJ, LJ, 800m) Lana Zimmerman, CC 3419 (15.9, 31-0, 5-0 $\frac{1}{2}$ , 17-8 $\frac{1}{2}$ , 2:30)

### ORANGE COUNTY JR HIGH CHAMPIONSHIPS

APOPKA, FL - June 2 (from Bill Stamper)

/Apopka Jr High School (asphalt track); Weather - 90°+, little wind at start of meet but strong negative winds later; Scoring Schools - 18/ 100/220-Reggie Pressley (Memorial JHS) 9.9/22.4, Mike Harrell (Mem) 10.1/22.6, Darryl Brummitt (Carver) 10.2, Jack Luckett(Ocoee) 10.2/23.5 Steven Johnson (Walker) 10.5/23.0;

### HJ-Oscar Harrison (Cher) 5-10 $\frac{1}{2}$ , Long(Meadowbrook) 5-8, Griffin (Lockhart) 5-8; LJ-Brummitt 21-2, Harrell 20-9, Oscar Harrison (Cher) 20-5 $\frac{1}{2}$ ; PV-Todd Postlymayr (Maitland) 12-7, Beckett (Ap) 11-2 $\frac{1}{2}$ ,

8#SP-Alfred Smith (Car) 53-4, Tate (Winter Park) 52-7 $\frac{1}{2}$ , Suarez (Cher) 51-6, Greg Page (Glennridge) 50-11 $\frac{1}{2}$ , Tim Newton (Mem) 50-9, Vincent Smith (Mem) 50-5 $\frac{1}{2}$ ; DT-Migliori (Lock) 126-5, A.Smith 124-8, Portee (Glen) 116-8, Lee(Jackson) 113-5;

### LOUISIANA "INVITATIONAL" SPRING RELAYS

NEW ORLEANS, LA - June 4 (from John Boyer)

/Behrman Stadium (red dog track); Weather - hot (97°) and humid, wind 0 - 5mph; Teams - 10; Competitors - 194/

### Bantam Boys (b.1967-68)

50-Steve Lasselle (Nardi Gras TC) 7.3; 880-Mark Prout (New Orleans Streakers) 2:43.8, Chad Newman(Red Stick) 2:44.8

### Bantam Girls (b.1967-68)

50/100-Sherry Johnson (New Orleans Superdames) 7.4/13.3; 220-Julie Aurso (Sup) 32.7; 440-Keisha Vaughn (Sup) 71.3 880-Wendi Pena (Alief TC) 2:43.5; Mi-Pena 6:08.6, Kelley Briant (Flashettes) 6:24.0; LJ-Lynell Wyatt (Sup) 12-4, Soulan Johnson (Wisner TC) 12-1

### Midget Girls (b.1965-66)

50-Venetta Jones (Sup) 6.8; 100-Lorraine Hartford (Sup) 12.4, Jones 12.6; 220-Hartford 28.8 440-Karen Martin (Fl) 68.8; 880-Ann Marie Schweitzer (Crescent City TC) 2:36.8, Penny Martin (Fl) 2:39.2, Udina Brown (Sup) 2:39.8; Mi-Schweitzer 5:59.5; LJ-F.Martin 13-8, Sue Calameri (CC) 13-5, Michele Leggio (Wis) 13-4; 4x110Re-Sup 55.7

### Youth Girls (b.1963-64)

50-Lori Hartford (Sup) 6.4; 100-Teri Smajstrla (Al) 11.7, Kelly Bartolo 11.9; 220-Glennal Moore (CC) 27.1; 440-Debbie Richard (CC) 63.9; 880/Mi-Tara Arnold (CC) 2:21.2/5:22.0, Sandra Wyatt (Sup) 2:27.8;

### 80mLH-Judy Ketchum (CC) 12.8, Lori Alessi (CC) 13.7; HJ-Alessi 5-5, Irene McKibben (Al) 4-8; LJ-Paulette Hansell(Sup) 17-0, Bartolo 16-8,

### FLORIDA JUNIOR OLYMPICS BOYS QUALIFICATION MEET

### EDGEWATER, FL - June 22 & 24 (from Bill Stamper)

/Edgewater High School (asphalt track); Weather - up to 95°; Bantam thru Junior on 6/22 and Intermediate and Senior on 6/24/

Bantam Boys (b.1967-68) 100/220-Reggie Demps 13.0/29.7, Booker McGrue 13.2; 440-Rodney Roberts 74.0; 880-Tommy Yonge 2:54.5; Mi-Randy Blair 5:53.0; HJ-S. Behrns 3-10, Yonge 3-8 $\frac{1}{2}$ ; LJ-Rodney Bryant 12-9, Donald Kelly 12-4 $\frac{1}{2}$ ; 6#SP-Brooks Behrns 23-0; DT-Marcus Evans 47-5; 4x110Re-Catalina 59.8

### Midget Boys (b.1965-66)

100/220/6#SP-Dennis Garreau 12.4/28.2/30-5; 440-Sean Noble; 880-Nathan Simpson 2:59.3; Mi-Carl Schmalmaack 5:30.0; 50LH-Simpson 9.2, Clarence English 11.1; LJ-Keith Demps 13-8 $\frac{1}{2}$ ; DT-Rob Renwick 54-6; 4x110Re-South YMCA TC 57.4

### Junior Boys (b.1963-64)

100/220-Vincent Smith 10.6/23.9, Walter Reed 10.6/25.3, Danny Watson 11.0/24.5; 440-Michael Harris 59.2; 880/Mi-Jeff Muth 2:10.8/4:47.7, Randy Beary 5:11.4;

### 70LH-Keith Bridges 10.0, Alfred Smith 10.1, Scott Hammond 10.5; HJ-Doug Horner 4-9 $\frac{1}{2}$ ; LJ-Bridges 16-9 $\frac{1}{2}$ , Horner 16-4, Harris 16-1; PV-Doug Bailley 8-6; 8#SP/DT(1.0kg)-A.Smith 54-3/128-0, Tim Newton 47-3/121-6, Bridges 107-0

Int/Sr Boys (b.1961-62) 100/220-Reggie Pressley 9.8/22.0, Mike Harrell 10.0, Myron Bryant 10.2, Dan Harp 10.3/23.2, Mark Freeman 10.4/23.2, Sam Crawford 10.4, Mark Childers 10.4/23.9; 440-Harrell 50.3, Harp 53.3 880-Kerry Seals 2:08.5; 330H(36")-David Neldon 44.2; HJ-Carlos Leonard 6-0, John Ward 6-0; PV-Lee Baker 12-0; 12#SP/DT(1.6kg)-Jay Pinella 44-0/130-0; Marvin Porter 42-2/117-5, Greg Migliori 39-4/118-10; 4x110Re-South Orlando YMCA 44.0

### Senior Boys (b.1959-60)

100/220-Ed Herring 9.9/22.0, Chip Wells 9.9/22.3; 120HH(39")-Gary Henry 14.6; DT(1.6kg)-Doug Greider 150-6



# PACIFIC STATES

## AREA CONTRIBUTORS

CALVIN BROWN  
BERNIE DARE  
NEAL GMEINER  
ELLIS JONES  
DON KAVADAS  
BAYARD LUTZHOFF  
RUTH Van KUREN  
DEE WEATHERS  
MYRNA WIERSON



### OREGON JUNIOR OLYMPICS

PORTLAND, OR - June 4  
(from Myrna Wierson)  
/Marshall High School  
(all-weather track, no curb); Weather - rainy & clearing/

Midget Girls (b.1965-66)

100-Jeff Starr (Corvallis) 11.9, Ulf Spears (Portland) 12.0, Tim Rounds (Independence) 12.2, Dennis Sagan (Eugene) 12.2; 880-Jim Smith (Tualatin) 2:27.1, Stephen Gilland (Eug) 2:28.6, David Richards (Pendleton) 2:29.3, Bob Keesey (Por) 2:30.4;

HJ-Mark Herbert (Eug) 4-9½, Rodney Darron (Hood River) 4-9½, Dave Jarrett (Por) 4-8½, Ricky Studer (Roseburg) 4-8½; LJ-Studer 15-0, Jeff Hoskins (Eug) 14-10½; 6#SP -David Floyd (Por) 37-11, Jim Roberts (Tual) 35-9½, Tom Steinbacher (Sweet Home) 34-2; 880W-Kenny Jarvis (Seaside) 4:14.3; 4x110Re-Por 55.8

Junior Boys (b.1963-64)

100-Steve Lewis (Ros) 10.9, Brian Guertin (Ros) 10.9, Marvin McCoy (Por) 11.0, Dave Espasandin (Lake Oswego) 11.0; 220 -Doug Hinkle (Por) 24.6, Espandin 24.6, Richard Mendenhall (Sheridan) 24.6, Guertin 24.7;

880-Stan Arrigotti (Por) 2:12.6, Clint Whitwood (Springfield) 2:15.9, Carl McCormack (Salem) 2:16.6, Wayne Tonnin (LO) 2:17.7; MiW-Shawn LaRe (Ione) 8:25.9, Jay Kenyon (Monmouth) 8:34.5

HJ-Steve Bates (Eug) 5-9½, Greg Ferguson (Dexter) 5-7½, Brad Buckingham (Gold Beach) 5-7½, Brad Nizdil (Gresham) 5-4½; LJ-Chris Wheeler (Pleasant View) 19-1, Jerry King (Damascus) 17-10, Barry Berkovich (The Dalles) 17-5½; 8#SP-Bates 45-0, Mike Watts (Woodland) 44-8, Rich Moren (LO) 44-0½; 4x110 Re-Roseburg 47.6

Intermediate Boys (61-2)

100/220-Byron Howell (Por) 9.9/22.6, Scott Williams (Por) 10.0/22.1, Jeff DeGallier (Kelso) 10.2, Brent Carbajal (Eug) 10.6/23.1, James Lewis (Por) 23.5; 440-Jeff Marquardt (Spr) 51.7, DeGallier 52.1, Allen Sorenson (Ros) 52.2;

880-Craig Price (Ros) 2:02.0, Dan Zumwalt (Por) 2:02.4, Mark Hayes (Albany) 2:02.7, Joe Morris 2:03.1; Mi-Fred Sproul (Astoria) 4:25.1, Dave Tieman (Veneta) 4:32.1, Dave Frank (Gladstone) 4:33.4, Monte Campbell (Nalin) 4:34.9; 2Mi-Sproul 9:48.9;

120HH(39")-Bill Bergstrom (Lebanon) 15.6, Marc Gianneschi (Monmouth) 15.7, Greg Strehbin (Troutdale) 15.8; 330 IH(36")-Brandt Bannister (Athena) 41.6; MiW-Kevin Kirkaldie (Sea) 8:01.9

HJ-Jon Gabriel (Sea) 6-1½, Rick Ward (Ros) 6-0½, Jody King (Grants Pass) 6-0½; PV-Dave Long (Cor) 11-7, Jim Thompson (Castle Rock) 11-7, John Funatake (Por) 11-7; LJ-Hanson Richardson (Por) 19-9, Greg Neal (Barlow) 19-5, Richard Elias (Tua) 19-3;

TJ-Hal Myers (Cor) 42-7½, 12#SP-Jil Solberg (Cor) 55-0½, Bart Vanderhoff (Ros) 50-9, Ron Schmidt (Tual) 48-1½; DT(1.6kg) -Ron Schmidt 162-8, David Lewis (Grant) 136-7, R.Nelson (HR) 135-5

Senior Boys (b.1959-60)

100/220-Jerry Ralston (Castle Rock) 10.1/22.8; 880-Wendell Otto (Por) 1:58.9; Mi-Jeff Edwards (Ast) 4:17.0, Jeff Hildebrandt (Sal) 4:17.7; 2Mi-Hildebrandt (Sal) 9:24.5, Clancy Devery (Sal) 9:30.6, Dave Harding (LO) 9:30.7;

120HH(39")-Mark Reynolds (Cottage Grove) 14.1; 330IH(36")-Tim Sim (Peoria) 39.4, Reynolds 39.4

MiW-Walt Rainey (Cor) 7:31.8; HJ-Jeff Lavandar (Pilot Rock) 6-5, Mark Radford (Por) 6-5; TJ-Jeff Luty (Por) 45-2½, Dan Carter (HR) 44-3½; 12#SP-Randy Bollinger (Jackson) 58-0; DT(1.6kg) -Dan Jackson (Putnam) 156-1

Midget Girls (b.1965-66)

100-Vanda Smith (TDal) 12.5, Kris Mainor (Eug) 12.6, Barb Claridge (Klamath Falls) 12.6, Renee Baugh (Ast) 12.8; 880-Teri Mullin (Hillsboro) 2:28.7, Connie Hedge (Molalla) 2:34.0, Susan McGreer (Sal) 2:38.1; 880W-Kim Thurman (Sal) 4:29.5;

HJ-Barbara Frank (Gladstone) 4-8½, Lisa Jacobs (Gr) 4-8½, Lori Brocok (Gr) 4-8½, Cindy Long (Klamath Co) 4-5½; LJ-Chris Mock (Hil) 14-4, Kim Watley (Eug) 14-0½, Jenny Rank (Bug) 13-8½, Tricia Bannister (Ath) 13-6; 6#SP-Toni Ornoy (SH) 33-0½, Lynn Kaler (KP) 31-11½, Jill Bridges (Central) 29-8½; 4x110Re-Eug 55.3

Junior Girls (b.1963-64)

100-Rose Bondurant (Hermiston) 11.6, Celeste Etherly (LO) 11.6, Marianne Papp (Tigard) 11.7, Kim Patterson (Cor) 11.8; 220-Etherly 26.2, Tracy Repp (Dam) 26.8, Carey Ede (LO) 26.8;

880-Pam Vasey (Hil) 2:21.6, Brenda Bushnell (Eug) 2:23.6, Anne Taylor (Merrill) 2:25.2; MiW-Judy Wray (Merrill) 9:20.3; 4x110Re-Her 53.3

HJ-Sarah Lyons (N Clackamas) 4-11½, Lisa McKillop (KC) 4-11½, Karen Brown (Por) 4-11½; LJ-Repp 16-6½, Bushnell 15-9½, Shelley Woodside (Maupin) 15-8½; 6#SP-Kam Johnson (Ast) 39-11½, Julie Wilson (Cor) 38-5;

Intermediate Girls(61-2)

100/220-Preda Walker (Por) 11.3/26.1; 440-Laurie Kalmbach (Milwaukie) 58.8; 880-Marchi Wierson (Por) 2:13.6; Mi/2Mi-Linda Becker (Por) 5:05.6/11:08.4, Mary Hanlon (Por) 5:06.2/11:16.4; 100mLH-Rhonda Day (Lost River) 15.2, Sharon Stapleton (Sal) 15.4;

MiW-Lorrie Grewe (Por) 9:10.0; HJ-Judy Sommer (Sal) 5-1; LJ-Kim Mock (Hil) 16-0½; 8#SP/DT-Ellen Cahill (Bonanza) 39-10½/99-10, Sandy Punzel (Sal) 36-10½/107-9, Karen McClendon (Pen) 35-4, Cheryl Hanover (Bon) 105-0; JT-Lisa Combs (Woodland) 111-11

Senior Girls (b.1959-60)

100/100mLH-Betty Rounds (Sal) 11.4/14.1; 2Mi-Sue Johnson (Por) 11:33.9; 400mLH-Teri Wierson (Por) 61.2, Kathy Hart (Por) 63.9; HJ-Lori Loughrey (Tig) 5-5, Linda Norton (Douglas) 5-4, Sandy Huntley (Sheridan) 5-3; HJ-Huntley 41-1½, Kelly Bunitter (Sal) 39-2; DT-Marie Pierce (Por) 114-6; JT-Tonia Reigle (Po) 114-5

### INLAND EMPIRE AAU

#### AGE GROUP CHAMPIONSHIPS

PASCO, WA - June 11-12  
(from Ruth Van Kuren & Bernie Dare)

//(all-weather, 400 meter track); Weather - calm, 90°/

Bantam Boys (b.1967-69)

50m-Robert Weisenfels (RE) 7.2, Louis Sanders (PKO) 7.3, Rory Schilling (Mer) 7.6; 100m-Sanders 13.9, Dave Lambert 14.2, Tom Brown (RE) 14.4, Billy Sullivan (NWK) 14.4;

200m-John Bartell (NWK) 31.3; 400m-Bartell 70.2, Tim Paudler (PC) 72.4, Martin Jessalt (Chy) 72.6; 800m-Paul Turcotte (RE) 2:42.2, Mark Nedder (PKO) 2:44.3, John Keating (RE) 2:44.5, Tom Townsend (PKO) 2:45.7;

Mi-Keating 5:57.5, Paudler 6:08.8; HJ-Peter Saylor (NWK) 4-1, Lambert 3-10, Sullivan 3-8, Lawrence Groce (PKO) 3-8; LJ-Bartell 13-11, Bruce Wollen 12-7; 6#SP-Wollen 22-3, Mark Necker (PKO) 21-3½; 4x100mRe/800mMedRe-PKO 61.0/2:42.2

Midget Boys (b.1965-66)

50m-Lamark Jackson (PKO) 6.5, Swenson (Chy) 6.8, Bailey (RE) 6.9, Sanders (PKO) 6.9; 100m-Kevin Hodges (NWK) 12.1, Jackson 12.8, Ken Sims (PKO) 13.0, Swenson 13.3;

200m-Hodges 28.2, Hill 28.5; 400m/800m-Hutchins (Mead AC) 64.2/2:24.5, Hill 65.0/2:31.4; Mi-Tim King (PKO) 5:37.4, Gonzales (PKO) 5:40.8; 50LH-Scott Strom (Omak) 7.6, Pat Duffy (WVP) 7.7, Jamie Fitzgerald (NWK) 7.8, Ed Powers (PKO) 8.1

LJ-Strom 15-0, Wilson 14-7, Quinnett (Chy) 14-3½, Eggers 14-1; TJ-Anderson (NWK) 31-8½, Strom 31-1, Olson (Ofofoni) 29-0; 6#SP-Brimley 30-4; 4x100mRe-PKO 55.6; 4x400Re-NWK 4:37.5

Youth Boys (b. 1963-64)

100m-Paul Farrall (NWK) 11.4, Kevin Rogers (PKO) 11.4, Roby Soo (NWK) 11.5; 200m-Dean Ray (PC) 24.9, Farrell 25.1; 400m-Phil King (PKO) 58.8; 800m-Kevin Monsey (WVP) 2:16.4

Mi-Monsey 5:04.8, Mike Richardson (Valley) 5:24.4, Brad Schownald

(Vly) 5:28.3; 70LH-Steve Gerling (WW) 8.8, Jeff King (PKO) 8.9, Jim Gier (PKO) 9.5;

HJ-J.King 5-10, Ron Knoulton (Tri-R) 5-4, J. Courtwright (Chy) 5-4, Rich Matheson (NWK) 5-2, Chris Caviness (NWK) 5-2, Tony Trovillo (Tri-R) 5-2; LJ-Ken Primus (PK) 19-10½, Dean Ray (PC) 19-9½, Albert Everett (Vly) 17-11, Gerling 17-8½, Soo 17-8½, Gier 17-8;

TJ-Ray 40-6, Primus 40-5½, Gerling 39-3½; 8#SP-Anthony Thompson (WW) 45-9; DT/1.0kg-Troy Tarbert (NWK) 121-5, Thompson 118-8, Arlen Olson (Orof) 105-9, Wade Reiber (Vly) 101-0; JT-Jeff Courtwright 109-8; 4x100mRe/800mMedRe-PKO 48.4/1:53.2

Intermediate Boys (61-2)

100m/200m-Jeff Whitmire (PKO) 11.1/23.4, Tod Tarbert (NWK) 11.1, Mark Bergman (NWK) 11.2/23.5, Jeff Wisley (WVP) 11.3/23.5, Paul Brooks (PC) 11.4/23.6; 400m-George Fraga (PKO) 52.0, Paul Goebel (PKO) 52.5;

800m-Fraga 2:09.4; Mi-Eric Kinnick (Vly) 4:45.0, 500m-Bryan O'Brien (Vly) 17:21.4; 110mH/39"-Willie Sims (PKO) 17.2; 400mLH-Sum Parker (Vly) 63.8; HJ-Paul Lewis 6-4, Dan Alderman (Chy) 5-11; TJ-Mike Kinney (NWK) 40-10;

PV-Mike Huffiness (Vly) 11-0, Ed Knapp (L&E) 11-0; SP-Mike Shill 57-5½; DT-Shill 141-9, T.Tarbert (NWK) 138-0, Matt Cottrell (Omak) 123-9; MiW-Kris Hole (CRS) 8:30.2; 4x100mRe-PKO 45.4

Young Men (b. 1959-60)

100m/LJ-Sullivan 10.8/21-7; 200m-Saint (Omak) 21.9; 400m/800m-Hall (PKO) 50.7/2:02.1; 110mHH/400mLH/TJ-Wellis 15.1/56.3/44-1½; SP/DT-Walton (PC) 49-2/166-4

Bantam Girls (b.1967-69)

50m/400m-Toni Redden (CRS) 7.2/73.1; 100m-Mary Karnowsky (NWK) 14.6; Mi-Kristin Hopkins (PC) 6:50.3; HJ-Redden 4-4, Michelle Evans (NWK) 3-8; BBT-Cathi Van Kuren (Chy) 101-2; 4x100mRe-RE 66.1; 800mMedRe-NWK 2:31.0

Midget Girls (b.1965-66)

50m-Nancy Corkrum (PKO) 6.7, Vicker (WW) 6.8, McKeta (WVP) 6.9; 100m-Ronda Rambo (PKO) 12.7, Corkrum 12.8, McCord (RE) 12.9, Mandy Webber (PKO) 12.9, Briggs (Mead) & Soo (NWK) 13.0;

200m-Heidi Primus (PKO) 29.6; 400m-Lynne Broad (RE) 67.3, Tammy Primus (PKO) 67.9; 800m-T.Primus 2:39.0; 50LH-Cami Smith (Omak) 9.1, Zirkle (RE) 9.2, Blain (PC) 9.3

HJ-C.Smith 4-9; LJ-Broad 15-7½, H.Primus 14-8, Vickers 13-11; 6#SP-Shellabarger (NWK) 25-2; 4x100mRe/4x400mRe PKO 55.6/5:03; 800mMed Re-RE 2:07.6

Youth Girls (b.1963-64)

100m-Helen Lofton (NWK) 12.2, Michele Williams (WW) 12.5, Rene Biggar (WVP) 12.6, Tammie Booth (Mer) 12.7; 200m/400m-Crystal Appia (Chy) 27.5/61.6; 800m-Shaney Coe (NWK) 2:33.5; 80mLH-Tammy Brown (CRS) 13.0, Brenda Hunt (Omak) 13.9;

HJ-Heidi Vogel (CRS) 4-11, Judy Vetter 4-11, Michele McAdams (WW) 4-11, Valerie Wells (WW) 4-10, Carolyn Daschbach (Chy) 4-10, Sydney Armstead (NWK) 4-8; LJ-Vogel 16-1, M. Williams 16-0, T.Brown 15-9½, Kim Webb (WW) 15-6; 6#SP-Lofton (NWK) 39-2½, Julie Holsinger (CRS) 32-3½; 4x100mRe/800mMed Re-NWK 52.4/1:58.0

Intermediate Girls (61-2)

100m-Valerie Sullivan (PKO) 12.1; 200m-Liz Page 25.5, Sullivan 25.6; 400m-Page 58.6; 800m/Mi -2:28.7/5:29.0; 100mLH-Robin Crawford (PC) 16.2

HJ-Carina Westover (RE) 5-9, Windy Limbaugh (Mer) 5-7, Julie Heiden (PKO) 5-6; LJ-Limbaugh 17-5; 8#SP-Quenna Beasley (PKO) 38-2½, Penny Thomley (NWK) 36-5½; DT-Beasley 100-8, Kathy Federico (RE) 100-0; JT-Barbara Widel (Tri-R) 109-11

Young Women (b.1959-60)

SP/DT-Nickerson 40-0½/114-8; JT-Rouse (RE) 121-4

### NOW AVAILABLE

BOYS and MEN'S SCORING TABLES.....\$3.00 each  
GIRLS and WOMEN'S SCORING TABLES.....\$3.00 each

These books contain the official IAAF tables for all outdoor track and field events...for scoring Decathlons, Pentathlons and Triathlons.

Special scoring tables and summary of approved Rules and events for AGE GROUP multi-event competitions have been added.

Order from and make checks payable to:

BILL PECK,  
1140 N. Alexandria Avenue,  
Los Angeles, CA 90029

CENTRAL CALIFORNIA

JUNIOR OLYMPICS

PORTERVILLE, CA - May 14 (From Don Kavadas)

/Porterville College (all-weather track); Competitors from Fresno, Kern, Kings, Madera, Merced & Tulare Co/ Bantam Boys (b.1967-69)

50 yard Dash Alton Whitten, F 6.7 Ernest Turner, F 6.8 Mark McGill, Ki 6.9 Steve Lowe, Ki 7.0

100 yard Dash Mark McGill 12.2 Ernest Turner 12.3 Alton Whitten 12.4 Buster Brown, Ma 12.6

220 yard Dash Kevin Hendrix, F 29.9 Jeff Crnber, Ke 30.2 Dean Ramallo, F 30.8 Jose Ruiz, Ke 31.0

440 yard Dash Emon Shivers, Ke 67.2 Michael Armentia, F 67.7 Todd Hawkins, F 68.7 Jay Ellis, Ki 70.4 Joey Campbell, Ke 72.0

880 yard Run Michael Armentia 2:33.0 Brett Leach, F 2:36.9 Scott Silva, Ma 2:40.1 Eric Whitfield, Ki 4:22.2 Jeff Helton, T 2:42.8

One mile Run Tony Perez, Ke 5:40.2 Houston Wyatt, Ke 5:43.9 Gary Ladd, F 6:07.6 Robert Burrera, Ki 6:13.3

High Jump Deon Brown, Ke 4-0 1/2 Pat Viciera, Ki 4-1 Scott Garcia, Ke 4-2 Jim Darois, Me 4-2 John Berry, F 4-2

Long Jump Deon Brown 14-11 Frank Johnson, F 14-2 1/2 Angello Soto, F 14-2

Shot Put (6 pound) Ray Gonzales, T 27-9 1/2 Tom Britten, F 26-6 Howard Harris, Ma 25-0 Nick Escondon, F 24-9 Ray Padilla, Ke 24-5 1/2

4 x 110 yard Relay Kern...58.5 Fresno.59.5 Fresno.58.8 Madera.59.9

Midget Boys (b.1965-66)

50 yard Dash Mario Del Pino, Ma 6.3 Pat McKenzie, Ke 6.4 Tim McDonald, F 6.5

100 yard Dash Darryl Alexander, F 11.0 Mario Del Pino 11.4 Kevin Olson, F 11.6 Pat McKenzie 11.9 Jeff Catalina, T 11.9

220 yard Dash Darryl Alexander 26.0 Bary Green, Ke 27.1 Jeff Catalina 27.4 Torey Barr, F 27.5 Marshal Dillard, Ke 27.5

440 yard Dash Tim McDonald 59.7 Raul Mendoza, F 59.9 David Wossne, Ke 64.0 Stuart Schofield, Me 64.7

880 yard Run Raul Mendoza 2:24.2 Todd Hill, T 2:26.7 Rex Zurn, Ke 2:29.4

One mile Run Jessie Valdez, Ki 5:12.5 Alphonso Perez, F 5:20.1 Pat Lencioni, Ke 5:24.6 Troy Battles, Ke 5:29.5 Alex Diaz, Ma 5:30.0

High Jump Scott Peterson, Ke 5-3 Doug Fraley, Ki 4-10 Rod Kalpakoff, F 4-8 Gary Sudyam, F 4-8 David Sanchez, T 4-6

Long Jump Bary Green, Ke 16-4 Eric Fredrickson, F 16-0 1/2 Ramiro Mora, Ke 15-11 1/2 Tony Kaspar, Me 15-8 1/2 Eddie Martinez, F 15-5

Triple Jump Art Chavez, Ke 35-3 1/2 Tony Kaspar, Me 35-0 1/2 Mike Boster, Ki 34-3 1/2 Tom Ruiz, Ke 32-2 Tod Kalpakoff, F 32-0

Shot Put (6 pound) Tim Meert, Ke 40-0 Ken Bowerman, F 38-9 Presley Cristobal, T 37-4 Martin Delsid, F 36-4 1/2 Rich Martinez, Me 34-11 1/2

4 x 110 yard Relay Fresno.53.1 Kern...53.9 Fresno.53.4 Kern...55.0

Junior Boys (b.1963-64)

100 yard Dash Tyrone Henderson, Ke 10.4 Ruis Billings, T 10.6 Danny Salgado, F 11.0

220 yard Dash Tyrone Henderson 23.7 Ruis Billings 23.7 Gerry Moore, Ki 24.9 Marvin Bland, F 25.0 Steve Martinez, F 25.2

440 yard Dash John Dye, Ke 55.5 Daniel Rodriguez, Ke 55.5 Robert Romero, Ki 56.0 Terry Johnson, T 56.2 Bob Hightower, F 56.4

880 yard Run Dan Rodriguez, Ke 2:05.0 Andy Thornburg, F 2:08.6 Sergio Perez, Ki 2:11.1 Larry Lonelli, Ke 2:12.8 Tom Cabrera, F 2:14.0

One mile Run John Smallwood, Ki 4:36.9 Jay Cota, F 4:41.9 Andy Thornburg 4:49.1 Larry Lonelli 5:00.9 Mark Condos, Ke 5:03.7

70 yard Low Hurdles James Lee, F 9.1 Brian Williams, F 9.4 Todd Jackson, Ke 9.7 Gill Holquin, F 9.9

High Jump Brian Williams 5-9 Terry Herman, F 5-8 John Anspach, Ke 5-4

Pole Vault Jeff Brooks, Ki 10-0 George Henderson, F 9-6 Paul Goins, Ke 8-6 Ken Danel, Ke 8-6

Long Jump Vestee Jackson, F 19-5 1/2 Chris Dearden, T 18-6 1/2 Scott McHone, Ke 17-9 1/2 Ed Cline, Me 17-8 Jack Jung, Ki 17-3 1/2

Triple Jump John Swenson, Ki 39-2 1/2 Gabe Franco, F 39-0 1/2 Tim Palosios, F 39-0 Steve Bates, T 38-5 Chris Dearden, T 37-10

Shot Put (8 pound) Vestee Jackson 49-5 Wade Kirschman, K 49-3 1/2 Brent Martin, Ma 46-1 Glen Hiles, Me 45-6 1/2 Ray Kirk, T 45-6

Discus Throw (1.0 kg) Robert Romero, Ki 150-11 Antonio Dobbins, K 141-5 Gary Basajian, F 135-11 John Phillips, Ke 134-9 Danny Ray, F 133-9

4 x 110 yard Relay Kern...46.7 Kings...48.3 Fresno.47.8 Fresno.48.6

Intermediate Boys (61-2)

100 yard Dash Ernest McDowell, F 10.1 Robert Johnson, Ke 10.1 Tony Wyatt, F 10.2

220 yard Dash Robert Johnson, Ke 22.8 Jerry Edwards, F 23.1 Pete Lango, Ke 23.8

440-Lango 53.3; 880-Rene Guilantun (Ke) 2:02.0, Carvel Jones (F) 2:03.7; Mi-Sabastian Stroughter (F) 4:31.5; 120HH(39')-David Brown (F) 18.1; 330IH(36')-Filipe Rodriguez (F) 43.3; 2Mi-John Hutchins (F) 10:02.0, Gary Gonzalez (F) 10:02.8

HJ-Kenny Tanner (Ki) 5-10 FJ-Dean Barry (F) 11-0; 12#SP-Marvin Smith (F) 45-1 1/2, Doug Prudek (F) 44-1 1/2, Randy Arley (Ke) 44-0 1/2; DT(1.6kg)-Jeff Budwig (F) 137-10, Mike Slider (F) 128-2; LJ-Rudy Denising (T) 19-0; TJ-Donnie Sample (F) 41-10 1/2; 4x110Re-F 44.0

Bantam Girls (b.1967-69)

50 yard Dash Tracy Callahan, Ke 6.6 Lisa Wyatt, F 6.6 Ginger Colbert, Ke 6.9

100 yard Dash Shelly Trudell, Ki 12.4 Sandra Carr, F 12.5 Tracy Callahan, Ke 12.7 Angela Foreman, Ke 13.2 Rae White, F 13.2

220 yard Dash Shelly Trudell, Ki 29.6 Ernestine Tucker, F 30.4 Karrie Myers, Ke 31.3

440 yard Dash Sandra Carr, F 68.7 Nora Morin, Ke 71.6 Sabrina Smith, Ki 73.1 Lisa Patterson, Me 73.7

880 yard Run Terry Guajavado, F 2:47.1 Regina Roberts, Ke 2:48.2 Antrinette Wandick :52.5 Teresa Smith, Ki 2:52.5

One mile Run Nora Morin, Ke 5:50.8 Leslie Wilson, Ke 5:53.7

High Jump Pamela Gray, F 4-0 Traci Rush, F 4-0 Kelly Johnson, Ke 3-8

Long Jump Kelly Johnson, Ke 13-8 1/2 Tracy Sliester, F 12-7 Kelly Brown, Ke 12-6 1/2

Midget Girls (b1965-66)

50 yard Dash April Ratliff, Me 6.3 Pat Manning, F 6.4 Rene Stevenson, F 6.5 Monique Madkins, Ke 6.7

100 yard Dash April Ratliff 11.5 Pat Manning 11.6 Tricia Vergo, F 12.0 Diedra Young, Ke 12.2 Peaches Vann 12.4

220 yard Dash Terri Phillips, Ke 27.0 Tricia Vergo 27.4 Patricia Boyd, Ke 27.4 Alicia Wright, F 28.0

440 yard Dash Rene Stevenson 64.0 Teresa Vergo, F 64.3 Debbie McNeil, Ke 66.3

880-Monica Montanez (F) 2:37.3; Mi-Pam Clarkson (F) 5:56.4;

High Jump Tricia Taplac, F 4-6 Tanya Mendonca, T 4-6 Camie Bezdek, Ke 4-2 Tyra Brewer, Ma 4-2 Linda Hooks, Ki 4-2

Long Jump Mimi Wright, T 14-5 1/2 Wendy Portenberry, Ke 4-2 Bryn Bryan, F 14-0 Sony Shwitzer, F 13-4 1/2 Leiahola Hoover, Ke 13-4

Shot Put (6 pound) Cyndee Szot, F 32-6 1/2 Germaine Paulo, Ki 29-8 1/2 Cheryl Jones, T 28-11 1/2 Gracie Mendez, F 28-11 Debbie Owens, Ke 27-5 1/2

VALLEY CONFERENCE CHAMPIONSHIP MEET

VALENCIA, CA - June 5

/College of the Canyons (all-weather track); Qualifying on May 26 at Valley College (dirt track); Teams - 16; Host Team - Santa Clarita Valley AA/

Mitey-Mite Boys (9-U)

100 yard Dash Reynolds, E Valley 12.5 Jones, W Valley 12.5 Richards, E Valley 13.1 Seals, E Valley 13.1 Goodwin, VC (13.0h)13.2 Wellman, WL (13.0h)13.4

220 yard Dash Jones, W Valley 29.0 Richards, E Valley 29.1 Archibald, W Valley 29.7 Daley, E Valley 29.8 Brazil, Vly Charger 30.6 Ramos, W Valley 30.9 Goodwin, Vly Char 30.9

440 yard Dash Archibald, W Vly 66.0 Anable, N Valley 66.0 Richards, E Valley 66.8 Ramos, W Vly (67.7h)70.5 Sipes, S Clar(69.9h)70.5 Anderson, VC (70.5h)

880 yard Run Anable, N Valley 2:36.0 Sipes, S Clarita 2:37.2 Zeigler, L Virg 2:37.3 Roberts, Newbury Pk 42.0 Avery, L Virgenes 2:43.9 Finn, L Virgenes 2:44.3 Harrington, W'lake 2:44.8 Cassidy, WV(2:44.8h)2:45.0 Arnds, LV (2:44.8h)

One mile Run Anable, NV 5:31.1 Sipes, SC 5:31.5 Roberts, NP 5:39.2 Zeigler, LV 5:39.8 Finn, LV 5:47.8 Arnds, LV(5:54.5h)5:57.8 Cassidy, W(5:55.8h)6:06.1 Leon, WV (5:55.9h)

4 x 110 yard Relay Jackson, Sun Valley 11.8 Reynolds, EV 11.9 Kunz, Northridge Kn 12.0 Renfro, VC (11.9h)12.0 Jones, VC (11.5h)12.0 Stewart, NP (12.1h)12.4 McKelvey, NK (12.1h)12.5

220 yard Dash Jackson, SV 27.1 Kunz, Northridge 27.1 Goodwin, VC (27.0h) McKelvey, NK (28.1h)

4 x 110 yard Relay Fresno.53.2 Fresno.54.7 Kern...53.7 Kings...55.4

Junior Girls (b.1963-64)

100-Rebecca Simms (F) 11.4, Lanet Brothers(Ke) 11.6; 220-Simms 26.4, Angie Scott (Me) 26.6; 440-Monique Parker (F) 62.5; 880-Jennifer Franklin (Ke) 2:30.3; Mi-Monique Guidry (Ke) 5:33.4;

80 meter Low Hurdles Tiffany Lockett, F 12.8 Yolanda Bryson, F 12.8 Jacque Williams, F 13.8 Leanne Schulstad, Ke 13.9

High Jump Zelma Hunter, F 5-1 Tammy Cotto, Ki 5-0 Sandy Southard, T 4-11 Dawan Boyles, F 4-10

Long Jump Mona Williams, F 16-6 Valerie Netzley, F 16-5 Nilza Boyd, Me 16-0 1/2 Geneva Edwards, Ke 15-9 1/2 Melanie Kirkland, K 15-8

Shot Put (6 pound) Cyndee Szot, F 32-6 1/2 Germaine Paulo, Ki 29-8 1/2 Cheryl Jones, T 28-11 1/2 Gracie Mendez, F 28-11 Debbie Owens, Ke 27-5 1/2

High Jump Johnston, LV 4-6 Sharman, SC 4-6 Zeigler, LV 4-6 Goodwin, VC 4-4 Louis, Sun Valley 4-2 Leonard, Chatsworth 4-0 Bruhel, Newbury Pk 4-0

Long Jump Pringle, VC 13-8 Reynolds, EV(13-11 1/2)13-6 1/2 Sotterberg, SC 13-2 1/2 Daley, LV 12-7 1/2 Thornton, NP 12-6 1/2 Wellman, WL (12-9q)

Shot Put (4 pound) Knight, LV (35-1q)34-1 Minutoli, EV 32-6 Brooks, VC (31-7q)31-0 Sharman, SC(30-10q)30-3 Daniels, NV (30-5q)27-8 Roper, Cosmo(29-6q)26-11 1/2 Frankel, LV (30-3q)

4 x 110 yard Relay E Valley Trojans 56.3 Valley Chargers 56.9 Sta Clarita Vly AA 57.3 Westlake Wildkats 57.3 Chatsworth Chiefs 58.8 Northridge Kn(59.6h)60.9 West Valley (58.4h)

220 yard Dash Jackson, SV 27.1 Kunz, Northridge 27.1 Goodwin, VC (27.0h) McKelvey, NK (28.1h)

440 yard Dash J.Macon, EV 63.1 Ruttenberg, Wood H 64.0 McKelvey, NK (64.3h)65.5 Arstein, Cosmos 66.6 Kunz, NK (61.6h)

880 yard Run Jackson, Sun Valley 11.8 Reynolds, EV 11.9 Kunz, Northridge Kn 12.0 Renfro, VC (11.9h)12.0 Jones, VC (11.5h)12.0 Stewart, NP (12.1h)12.4 McKelvey, NK (12.1h)12.5

One mile Run Anable, NV 5:31.1 Sipes, SC 5:31.5 Roberts, NP 5:39.2 Zeigler, LV 5:39.8 Finn, LV 5:47.8 Arnds, LV(5:54.5h)5:57.8 Cassidy, W(5:55.8h)6:06.1 Leon, WV (5:55.9h)

4 x 110 yard Relay Jackson, Sun Valley 11.8 Reynolds, EV 11.9 Kunz, Northridge Kn 12.0 Renfro, VC (11.9h)12.0 Jones, VC (11.5h)12.0 Stewart, NP (12.1h)12.4 McKelvey, NK (12.1h)12.5

220 yard Dash Jackson, SV 27.1 Kunz, Northridge 27.1 Goodwin, VC (27.0h) McKelvey, NK (28.1h)

Shot Put (6 pound) Deborah Corley, Ke 38-8 1/2 Carol McBryant, Ke 34-6 1/2 Patricia Molina, F 33-9 Jamie Cook, Ma 32-9 1/2

Discus Throw (1.0 kg) Sharon Pierson, F 94-10 Gloria Villalobos, F 84-7 Nancy Meuns, Ke 80-3 Kathy Henderson, T 79-7 Cheryl Mazon, Ke 79-0

4 x 110 yard Relay Merced.51.8 Kern...52.9 Kern...52.5 Fresno.52.9 Fresno.52.6

100-Freddie Mac Dorton (Ke) 11.6; 220-Gertie Praduc (F) 26.7; 440-Dianne Harms (Ke) 61.5; 880/Mi-Jennifer Heaton (F) 2:36.7/5:30.7;

100h/LJ-Dobbie Parker (F) 15.9; 11J/LJ-Marneta House (F) 5-2/16-3 1/2; 8#SP-Cindy Barnes (F) 35-5 1/2; Carolyn Nieto (F) 35-2; Lugenia Chambers (F) 34-4 1/2; DT-Chris Phelps (F) 102-4; 4x110 Re-Kern 51.1

880 yard Run James Macon, EV 2:23.0 Jackie Macon, EV 2:23.8 Ruttenberg, WH 2:24.0 Tanin, WH (2:26.4h)2:26.7 Donohoe, Chats 2:27.0

One mile Run Tanin, WH 5:15.8 J.Macon, EV 5:16.4 Scribner, W'lake 5:18.5 Norgord, WV 5:18.9 Donohoe, Chats 5:22.2 Metzger, Cosmo (5:29.9h)

High Jump Hall, LV 5-2 1/2 Richards, EV 5-0 Burke 4-11 Brown 4-8 Reynolds, EV 4-8 Rose, EV 4-8 Bertsch 4-8 Wimsatt (4-8q)4-6

Shot Put (6 pounds) Bradshaw, SC (39-1q)37-6 1/2 Nakutin, VC 37-4 Laut, Oxnard 36-4 1/2 Roper, Cos (37-6 1/2q)35-8 Benjamin, LV 35-3 1/2 Douglass, NV 34-0 1/2 Cohen, WH (33-1q)

4 x 110 yard Relay Northridge Knights 52.7 East Valley Trojans 52.9 Sun Valley Falcons 52.9 Valley Chargers 54.6 West Valley 54.6 Westlake Wildkats 54.6

220 yard Dash Jackson, SV 27.1 Kunz, Northridge 27.1 Goodwin, VC (27.0h) McKelvey, NK (28.1h)

440 yard Dash J.Macon, EV 63.1 Ruttenberg, Wood H 64.0 McKelvey, NK (64.3h)65.5 Arstein, Cosmos 66.6 Kunz, NK (61.6h)

880 yard Run Jackson, Sun Valley 11.8 Reynolds, EV 11.9 Kunz, Northridge Kn 12.0 Renfro, VC (11.9h)12.0 Jones, VC (11.5h)12.0 Stewart, NP (12.1h)12.4 McKelvey, NK (12.1h)12.5

One mile Run Anable, NV 5:31.1 Sipes, SC 5:31.5 Roberts, NP 5:39.2 Zeigler, LV 5:39.8 Finn, LV 5:47.8 Arnds, LV(5:54.5h)5:57.8 Cassidy, W(5:55.8h)6:06.1 Leon, WV (5:55.9h)

4 x 110 yard Relay Jackson, Sun Valley 11.8 Reynolds, EV 11.9 Kunz, Northridge Kn 12.0 Renfro, VC (11.9h)12.0 Jones, VC (11.5h)12.0 Stewart, NP (12.1h)12.4 McKelvey, NK (12.1h)12.5

440 yard Dash  
Flores, Ox 55.3  
Maston, WV 55.9  
Sanders, NK 56.0  
O'Kane, EV (56.4h)56.7  
Green, NV (56.4h)56.7  
Nakutin, VC (57.1h)57.2  
Craft, Vent (57.7h)58.2

880 yard Run  
Swarzman, EV 2:11.4  
Sullivan, W 2:12.0  
Ferraro, SC 2:19.2  
Green, NV(2:17.9h)2:20.9

One mile Run  
Swarzman, EV 4:55.8  
Kelley, WL 4:59.1  
Ferraro (5:00.5h)5:03.2  
Tyson, Ojai 5:08.7  
Molen, NV 5:08.7  
Trusel, WL 5:11.2

Two mile Run  
Kelley, WL 10:35.0  
Perez, Ox 10:47.1  
Peters, Chats 10:50.0  
Trusel, WL 10:59.0  
Falk, Ch(11:14.5h)11:17.0  
Rhodes, SC (11:04.2h)  
Freshwater, WV(11:04.2h)

120 yard Low Hurdles  
Vandergest, WH 15.2  
Keyes, EV 15.4  
Wycoff, VC 15.6  
Green, NV 15.8  
Beckold, NK (15.9h)16.2

High Jump  
Vandergest, WH 6-1  
Ross, Cosmos 6-0  
Nelson, VC 5-9  
Nehring, Ojai 5-6  
Ortega, EV (5-5q)5-4  
Dayan, WV (5-5q)5-2  
Fellick, LV (5-5q)5-2

Long Jump  
Vandergest, WH 18-11½  
Oakley, Ventura 18-11  
Gordon, VC 18-6½  
Robinson, VC 17-6½  
Tureaud, SC(17-2q)16-11  
Prieve, NP(17-7¼)16-8

Triple Jump  
Bunch, VC 37-4½  
Ortega, EV 36-1½  
Knorr, LV 35-11½  
Nelson, VC 35-8½  
Cregg, SC 35-8  
Haynes, Chats 35-5½  
Reynosa, NV 35-1

Shot Put (8 pound)  
Krown, LV 47-7  
Reynosa, NV 41-4  
Clark, LV 41-2  
Fitzgerald, NV 36-7½  
Caprio, Ox (37-1¼q)35-9½  
Ortega, EV 35-9  
Poehler, NV (37-7¼q)35-0

4 x 110 yard Relay  
LV...48.1 NP...48.5  
EV...48.3 Ven...49.9

4 x 440 yard Relay  
Ox...3:55.9 LV...3:58.9

Bantam Boys (14-15)  
100 yard Dash  
Williams, NV 10.3  
Lee, Ox 10.3  
Overin, WH 10.5  
Parcells, W 10.5

220 yard Dash  
Overin, WH 23.3  
James, NK 23.3  
Lee, Ox 23.6  
Parcells, WV (23.5h)23.6  
Shanks, NV (23.5h)23.6  
Hayashida, WV (23.7h)24.3

440 yard Dash  
Keith, NK (51.7h)53.6  
Carew, NV 53.7

880 yard Run  
Kistner, Chat 2:04.5  
Beattie, Ventura 2:06.4

One mile Run  
Spillman, Chats 4:37.7  
McDaniels, NV 4:40.2  
Schneider, EV 4:41.7

Two mile Run  
Spillman, Chats 9:50.0  
McDaniels(10:03.7h)10:12.1  
Kistner(10:05.0h)10:13.9

120 yard Low Hurdles  
Shanks, NV 14.1  
King, WV 14.1  
Jones, VC 14.3  
Ellison, Vent (14.0h)

High Jump  
Miller, WV 6-0  
Harrisberger, WV 5-10  
Harden, EV 5-10

Long Jump  
King, NV 20-5½  
Williams, NV 20-2  
Fogle, Ventura 19-10½  
Anderson, SV(19-6¼)19-5½

Triple Jump  
King, NV 41-8½  
Williams, NV 41-1½  
Harrisberger, WV 39-0¼  
Savoy, Chats 38-1¼  
Fogle, Ven (39-6¼q)37-8½

Shot Put (12 pound)  
Snell, Ven(42-10¼q)41-8  
Overin, WH (41-11¼q)40-9½  
Daza, EV 39-8¼

Mitey-Mite Girls (9-11)  
100 yard Dash  
Tyrone, EV 12.8  
Watterson, VC 12.9  
Peacock, EV 13.2  
Coleman, EV 13.2

220 yard Dash  
Tyrone, EV 29.8  
Peacock, VC 30.5  
Watterson, VC 30.6  
Coleman, EV 30.6  
Deisinger, WV 31.3

440 yard Dash  
Deisinger, WV 70.4  
Batiste, VC 73.0  
Jarvis, NP 74.2

880 yard Run  
Nebelsky, SC 2:45.4  
Ball, NP 2:48.3  
Pursman (2:52.5h)2:54.2

One mile Run  
Nebelsky, SC 5:56.3  
Ball, NP 6:00.2  
Maddox, NV(6:06.9h)6:08.3  
Davis, SC 6:19.8

High Jump  
Potts, NP 4-1  
Deisinger, WV 3-10  
Hersh, Chat (3-9q)3-6  
Watterson, VC (3-9q)3-6

Long Jump  
Hanson, Ven (12-6q)12-2½  
Meadors, NP(11-10q)11-7½

Shot Put (4 pound)  
Chase, VC (23-10q)23-1  
Cheek, Chat 23-0¼  
Ballard, Ch (21-7q)21-4  
Kingston, Ch (21-9q)20-4  
Richards, NV (20-8q)20-4

4 x 110 yard Relay  
EV...58.0 NP...62.7  
VC...60.5 W...63.0  
SC...61.9 W'lake.63.3

Pee Wee Girls (10-11)  
100 yard Dash  
Williams, VC 12.0  
Grant, EV 12.0  
Hanson, Ventura 12.1  
MacKenzie, Chat 12.2  
Brown, VC 12.3  
Jordan, Cosmos 12.3  
Burkhead, LV 12.7

220 yard Dash  
Hanson, Ventura 27.3  
Hitesman, LV 27.7  
Grant, EV 28.2  
Landy, LV 28.4  
MacKenzie, Chat 28.7  
Williams, VC 28.8  
Ried, LV 29.1

440 yard Dash  
Hitesman, LV (63.8h)63.9  
Landy, LV (64.5h)65.2  
McVicar, SC 67.6  
Peristein, WL (64.4h)

880 yard Run  
Smith, Chat 2:37.1  
Wellman, WL 2:37.1  
Raymond, NP 2:37.3  
Dawn, EV 2:38.7  
Peristein, WL (2:33.7h)

One mile Run  
Smith, Ch (5:42.5h)5:49.4  
Abbate, WV 5:55.1  
Koral, LV 5:57.2  
Mygaard, SC (5:42.5h)

High Jump  
Ried, LV 4-9  
Ellis, Cosmos 4-6  
Landy, LV 4-1  
Wiseman, Ventura 4-1  
Smith, Chat 4-1  
Hitesman, LV 4-4  
Maeller, SC 4-4  
Coushay, NP 4-2

Long Jump  
Hanson, Ventura 14-11½  
Abbate, WV 13-10½  
Peristein (14-4q)13-8½  
Williams, VC 13-7½  
McVicar, SC 13-5½  
Morrow, WH 13-4½

Shot Put (6 pound)  
Genkel, SC 27-9  
Wilson, SC 27-0¼  
Konstantinopolous 26-6  
Johnson, NV 25-7¼  
Lewis, VC 25-6

4 x 110 yard Relay  
LV...53.8 Vent...55.9  
VC...55.3 W...56.7  
Chat...55.4

440 yard Dash  
Hitesman, LV (63.8h)63.9  
Landy, LV (64.5h)65.2  
McVicar, SC 67.6  
Peristein, WL (64.4h)

880 yard Run  
Smith, Chat 2:37.1  
Wellman, WL 2:37.1  
Raymond, NP 2:37.3  
Dawn, EV 2:38.7  
Peristein, WL (2:33.7h)

One mile Run  
Smith, Ch (5:42.5h)5:49.4  
Abbate, WV 5:55.1  
Koral, LV 5:57.2  
Mygaard, SC (5:42.5h)

High Jump  
Ried, LV 4-9  
Ellis, Cosmos 4-6  
Landy, LV 4-1  
Wiseman, Ventura 4-1  
Smith, Chat 4-1  
Hitesman, LV 4-4  
Maeller, SC 4-4  
Coushay, NP 4-2

Long Jump  
Hanson, Ventura 14-11½  
Abbate, WV 13-10½  
Peristein (14-4q)13-8½  
Williams, VC 13-7½  
McVicar, SC 13-5½  
Morrow, WH 13-4½

Shot Put (6 pound)  
Genkel, SC 27-9  
Wilson, SC 27-0¼  
Konstantinopolous 26-6  
Johnson, NV 25-7¼  
Lewis, VC 25-6

4 x 110 yard Relay  
LV...53.8 Vent...55.9  
VC...55.3 W...56.7  
Chat...55.4

Midget Girls (12-13)  
100 yard Dash  
Newsome, VC 11.4  
Horne, NV 11.7  
Bednar, LV 11.7  
Kind, NP 11.9

220 yard Dash  
Newsome, VC 26.2  
Bednar, LV 26.6  
Kind, NP 26.9  
Tonsil, SV (26.9h)27.4

440-Bednar (LV) 61.3;  
880/Mi-Cook (NV) 2:26.9/  
5:22.4;

80 meter Low Hurdles  
Moore, WV 12.8  
Woods, VC 12.9  
Dobroth, Ventura 13.5  
Kellen, WL 13.7

High Jump  
Neumann, LV 5-4  
Smith, Chat 4-11  
Gavin, SC 4-9  
Haba, WL 4-8  
Gros, SC 4-8

Long Jump  
Woods, VC 16-0¼  
Kind, NP 15-8¼  
Smith, SC 15-8½

Shot Put (6 pound)  
Bradshaw, SC 37-3  
Miller, EV 35-1½  
Carle, EV 34-5  
Thompson, WV(37-10¼)33-9½  
Jaramillo, WH 33-7

Bantam Girls (14-15)  
100/220/800LH-Kellen(WL)  
11.6/26.5/12.0; 440/880  
-Howe (SC) 61.9/2:28.5;  
Mi-Falk (Ch) 5:39.9; HJ  
-Von Esson (Ven) 5-3,  
Eggen (EV) 5-3; LJ-  
Christy (WH) 16-10½;

8#SP-Kinkaid (WL) 31-5 &  
32-8q; 4x110Re/4x440Re-  
SC 52.3/4:26.5

50-Louis Sanders (Pasco  
Kiwanis Olympians) 7.2;  
100/220-Derrick Eggers  
(Mercurian AC) 12.7/29.4  
Mike Rankin (Cheetah TC)  
13.2/31.4, John Bartel  
(Northwest Kiwanis) 13.2  
/31.1, Sanders 13.2;

440-Martin Jessett (Che-  
ney TC) 74.7; 880-Jon  
Montgomery (NWK) 2:45.7,  
Paul Turcotte (Richland  
Exchange TC) 2:46; Mi-  
Tim Paudler (Pullman Co-  
mits) 6:16.9, John Keat-  
ing (RE) 6:24.5;

HJ-Peter Saylor (NWK) 3-  
10½; LJ-Bartel 13-7; 6#  
SP-Rankin 25-1, Bruce  
Wollen (PC) 23-8½, Dan  
Jarns (Chy) 21-9; 4x110  
Re-PKO 63.2; 880medRe-  
RE 2:32

Midget Boys (b.1965-66)  
50-Marc Anderson (NWK) .  
6.9; 100-Kevin Hodges  
(NWK) 12.3, Pat Duffy  
(Wenatchee Valley Pacers)  
12.5, Tim Sullivan (PKO)  
12.5; 220-Keith Hanson  
(NW Washington Striders)  
27.8, Hodges 27.8;

440/880-Nate Hill (PKO)  
67.3/2:37.3; Mi-Matt  
Haugen (Chy) 5:47.1;  
50LH-Duffy 7.8, Tim King  
(PKO) 8.6, Jamie Fitzge-  
rald (NWK) 8.8;

HJ-Duffy 4-10½, Fitzger-  
ald 4-8½, Craig Volkman  
(NWS) 4-3½; LJ-Scott  
(Omak TC) 13-11; TJ-And-  
erson 31-11; 6#SP-Dav-  
id Rainey (NWK) 28-11½,  
Greg Travis (PKO) 27-6;  
4x110Re-NWK 55.9; 880med  
Re-NWS 2:06.4; --

Youth Boys (b. 1963-64)  
100-Paul Farrell 11.1,  
Kevin Rogers (PKO) 11.1;  
220-Mark Steiber (NWS)  
25.4, Farrell 25.4; 440-  
Todd Rosenbach(NWS) 58.9

HJ-Lex Ludtke (NWS) 5-7,  
Darrah Eggars (Mer) 5-4,  
Jeff Courtwright 5-4,  
Tom Ericson (NWS) 5-4;  
LJ-Steiber 18-3¼, Ken  
Primus 18-2½, Roby Soo  
17-5½; TJ-Primus 39-9;

8#SP-Farrell 38-6½, Eric  
Tidrick (PKO) 37-7; DT/  
1.0kg-Rich Matheson 83-8  
JT-Ericson 101-6, Court-  
wright 97-1, Duane Smith  
(NWK) 96-4; 4x110Re-PKO  
50.3; 880medRe-NWS 1:50

SPOKANE KIWANIS  
TRACK & FIELD MEET  
SPOKANE, WA - May 14  
(from Neal Gmeiner)

/Spokane Community Col-  
lege (all-weather track);  
Teams - 12; Athletes -  
330/

Bantam Boys (b.1967-69)  
50-Louis Sanders (Pasco  
Kiwanis Olympians) 7.2;  
100/220-Derrick Eggers  
(Mercurian AC) 12.7/29.4  
Mike Rankin (Cheetah TC)  
13.2/31.4, John Bartel  
(Northwest Kiwanis) 13.2  
/31.1, Sanders 13.2;

440-Martin Jessett (Che-  
ney TC) 74.7; 880-Jon  
Montgomery (NWK) 2:45.7,  
Paul Turcotte (Richland  
Exchange TC) 2:46; Mi-  
Tim Paudler (Pullman Co-  
mits) 6:16.9, John Keat-  
ing (RE) 6:24.5;

HJ-Peter Saylor (NWK) 3-  
10½; LJ-Bartel 13-7; 6#  
SP-Rankin 25-1, Bruce  
Wollen (PC) 23-8½, Dan  
Jarns (Chy) 21-9; 4x110  
Re-PKO 63.2; 880medRe-  
RE 2:32

Midget Boys (b.1965-66)  
50-Marc Anderson (NWK) .  
6.9; 100-Kevin Hodges  
(NWK) 12.3, Pat Duffy  
(Wenatchee Valley Pacers)  
12.5, Tim Sullivan (PKO)  
12.5; 220-Keith Hanson  
(NW Washington Striders)  
27.8, Hodges 27.8;

440/880-Nate Hill (PKO)  
67.3/2:37.3; Mi-Matt  
Haugen (Chy) 5:47.1;  
50LH-Duffy 7.8, Tim King  
(PKO) 8.6, Jamie Fitzge-  
rald (NWK) 8.8;

HJ-Duffy 4-10½, Fitzger-  
ald 4-8½, Craig Volkman  
(NWS) 4-3½; LJ-Scott  
(Omak TC) 13-11; TJ-And-  
erson 31-11; 6#SP-Dav-  
id Rainey (NWK) 28-11½,  
Greg Travis (PKO) 27-6;  
4x110Re-NWK 55.9; 880med  
Re-NWS 2:06.4; --

Youth Boys (b. 1963-64)  
100-Paul Farrell 11.1,  
Kevin Rogers (PKO) 11.1;  
220-Mark Steiber (NWS)  
25.4, Farrell 25.4; 440-  
Todd Rosenbach(NWS) 58.9

HJ-Lex Ludtke (NWS) 5-7,  
Darrah Eggars (Mer) 5-4,  
Jeff Courtwright 5-4,  
Tom Ericson (NWS) 5-4;  
LJ-Steiber 18-3¼, Ken  
Primus 18-2½, Roby Soo  
17-5½; TJ-Primus 39-9;

8#SP-Farrell 38-6½, Eric  
Tidrick (PKO) 37-7; DT/  
1.0kg-Rich Matheson 83-8  
JT-Ericson 101-6, Court-  
wright 97-1, Duane Smith  
(NWK) 96-4; 4x110Re-PKO  
50.3; 880medRe-NWS 1:50

Bantam Girls (b.1967-69)  
50/LJ-Lonni Gmeiner(NWK)  
7.5/13-2; 100/220-Annie  
Hodges (NWK) 13.8/32.4;  
440/HJ-Michelle Evans  
(NWK) 78.6/3-9½; 880-  
Jessie Robinson (East-  
side TC) 2:56.7; Mi-  
Kellie Hoel (ES) 6:36.5;  
4x110Re-NWK 63.6; 880  
medRe-NWK 2:42.1

Midget Girls (b.1965-66)  
50-Nancy Corkrum (PKO)  
6.8, Tammi Soo (NWK) 6.8  
Jeanette Cleppe(Ch) 6.8  
100-Ronda Rambo (PKO)  
12.6, Pam Rankin (Ch)  
12.6; 220-Paige Dorland  
(ES) 29.0, Rankin 29.0;

440-Dorland 67.0, Megan  
Dewey (ES) 67.7; 880/Mi  
-Katie Frahm (ES) 2:34.5  
/5:50.3; 50LH-Rankin 7.8  
Marlene Michalak(ES) 7.9  
Jenni Crill (ES) 8.3,  
Krista Pilot (ES) 8.4;  
HJ-Cami Smith (Omak)  
4-7½, Michalak 4-7½; LJ  
-T.Soo 13-4½; 6#SP-Chris  
Van Pelt (ES) 27-11; 4x  
110Re-PKO 56.0, NWK 57.7  
ES 57.8; 880medRe/4x440  
Re-ES 2:07.9/4:55.5

Youth Girls (b.1963-64)  
100-Laura Stahl(ES) 11.8  
Helen Lofton 11.9, Del-  
bie Hyder (NWS) 11.9;  
220-Tracy Raade(ES) 27.4  
440-Carin Moore (NWS)  
63.4; 880-Janet Smith  
(Omak) 2:25.3; Mi-Kari  
Jonassen (ES) 5:21.9;

80LH-Carla Brusklund  
(ES) 12.8, Kerry O'Brien  
(NWS) 12.8; HJ-Melanie  
Fox (Ch) 5-3½, Sydney  
Armstead 4-8½; LJ-Fox  
15-5½; 6#SP-Lofton 34-0  
Alena Michalak (ES) 33-3  
DT/JT-Michalak 94-6/97-  
10; 880medRe-ES 1:53.7

Young Women (b.1958-62)  
220/440-Diane Wells 26.7  
/59.3; 880/1000H/LJ-Sue  
Burrus (ES) 2:25.7/15.2/  
15-3; HJ-Sally Layman  
5-5½; 8#SP-Penny Thom-  
ley 34-9; DT-Tammy Eddy  
100-9; JT-Kathy Janders  
(ES) 125-0

INLAND EMPIRE BOYS  
JUNIOR OLYMPIC FINAL  
CHENEY, WA - June 25  
(from Ruth Van Kuren)

/Woodward Field, Eastern  
Washington State College  
(all-weather track);  
Weather - 80°, slight  
head wind vs. sprints;  
Competitors - 555/

Bantam Boys (b.1967-69)  
50-Shawn Beeman (Yakima)  
6.9; 100-Derreck Eggers  
(Mer) 13.7; 220-Beeman  
29.2, Eggers 30.1, John  
Barthel 30.3; 440-Bar-  
thel 69.5, Dan Richard-  
son (Orofino Kiwanis AC)  
70.7; 880-George Woods  
(OK) 2:48.5;

Mi-John Keating (RE)  
6:08.6; HJ-Jay Skinner  
(Richland) 4-2, Bill  
Sullivan (NWK) 3-11,  
Mike Boesel (Tri-Rivers  
AC) 3-10; 6#SP-Robert  
Conn (Yak) 29-0, Boesel  
24-2½, Bruce Wollen (PC)  
23-9½; LJ-Bartel 14-10½,  
Beeman 14-6½

Midget Boys (b.1965-66)  
50-Jeff Wallace(NWK) 6.8  
Merrick Swenson(Chy) 6.8  
100-Kevin Hodges (NWK)  
12.1, Wallace 12.2; 220  
-Hodges 28.1; 440-Tyree  
Brown (Chy) 66.9; 880/  
Mi-Layne Hutchins (Mead  
AC) 2:35.1/5:36.6;

50LH-Pat Duffy (WV) 8.0  
Jamie Fitzgerald (NWK)  
8.1, Scott Strom (Omak)  
8.3; HJ-Fitzgerald 5-1,  
100-Ronda Rambo (PKO)  
12.6, Pam Rankin (Ch)  
12.6; 220-Paige Dorland  
(ES) 29.0, Rankin 29.0;

440-Dorland 67.0, Megan  
Dewey (ES) 67.7; 880/Mi  
-Katie Frahm (ES) 2:34.5  
/5:50.3; 50LH-Rankin 7.8  
Marlene Michalak(ES) 7.9  
Jenni Crill (ES) 8.3,  
Krista Pilot (ES) 8.4;  
HJ-Cami Smith (Omak)  
4-7½, Michalak 4-7½; LJ  
-T.Soo 13-4½; 6#SP-Chris  
Van Pelt (ES) 27-11; 4x  
110Re-PKO 56.0, NWK 57.7  
ES 57.8; 880medRe/4x440  
Re-ES 2:07.9/4:55.5

Youth Girls (b.1963-64)  
100-Laura Stahl(ES) 11.8  
Helen Lofton 11.9, Del-  
bie Hyder (NWS) 11.9;  
220-Tracy Raade(ES) 27.4  
440-Carin Moore (NWS)  
63.4; 880-Janet Smith  
(Omak) 2:25.3; Mi-Kari  
Jonassen (ES) 5:21.9;

440-Dorland 67.0, Megan  
Dewey (ES) 67.7; 880/Mi  
-Katie Frahm (ES) 2:34.5  
/5:50.3; 50LH-Rankin 7.8  
Marlene Michalak(ES) 7.9  
Jenni Crill (ES) 8.3,  
Krista Pilot (ES) 8.4;  
HJ-Cami Smith (Omak)  
4-7½, Michalak 4-7½; LJ  
-T.Soo 13-4½; 6#SP-Chris  
Van Pelt (ES) 27-11; 4x  
110Re-PKO 56.0, NWK 57.7  
ES 57.8; 880medRe/4x440  
Re-ES 2:07.9/4:55.5

Youth Girls (b.1963-64)  
100-Laura Stahl(ES) 11.8  
Helen Lofton 11.9, Del-  
bie Hyder (NWS) 11.9;  
220-Tracy Raade(ES) 27.4  
440-Carin Moore (NWS)  
63.4; 880-Janet Smith  
(Omak) 2:25.3; Mi-Kari  
Jonassen (ES) 5:21.9;

80LH-Carla Brusklund  
(ES) 12.8, Kerry O'Brien  
(NWS) 12.8; HJ-Melanie  
Fox (Ch) 5-3½, Sydney  
Armstead 4-8½; LJ-Fox  
15-5½; 6#SP-Lofton 34-0  
Alena Michalak (ES) 33-3  
DT/JT-Michalak 94-6/97-  
10; 880medRe-ES 1:53.7

Young Women (b.1958-62)  
220/440-Diane Wells 26.7  
/59.3; 880/1000H/LJ-Sue  
Burrus (ES) 2:25.7/15.2/  
15-3; HJ-Sally Layman  
5-5½; 8#SP-Penny Thom-  
ley 34-9; DT-Tammy Eddy  
100-9; JT-Kathy Janders  
(ES) 125-0

INLAND EMPIRE BOYS  
JUNIOR OLYMPIC FINAL  
CHENEY, WA - June 25  
(from Ruth Van Kuren)

/Woodward Field, Eastern  
Washington State College  
(all-weather track);  
Weather - 80°, slight  
head wind vs. sprints;  
Competitors - 555/

Bantam Boys (b.1967-69)  
50-Shawn Beeman (Yakima)  
6.9; 100-Derreck Eggers  
(Mer) 13.7; 220-Beeman  
29.2, Eggers 30.1, John  
Barthel 30.3; 440-Bar-  
thel 69.5, Dan Richard-  
son (Orofino Kiwanis AC)  
70.7; 880-George Woods  
(OK) 2:48.5;

Mi-John Keating (RE)  
6:08.6; HJ-Jay Skinner  
(Richland) 4-2, Bill  
Sullivan (NWK) 3-11,  
Mike Boesel (Tri-Rivers  
AC) 3-10; 6#SP-Robert  
Conn (Yak) 29-0, Boesel  
24-2½, Bruce Wollen (PC)  
23-9½; LJ-Bartel 14-10½,  
Beeman 14-6½

Midget Boys (b.1965-66)  
50-Jeff Wallace(NWK) 6.8  
Merrick Swenson(Chy) 6.8  
100-Kevin Hodges (NWK)  
12.1, Wallace 12.2; 220  
-Hodges 28.1; 440-Tyree  
Brown (Chy) 66.9; 880/  
Mi-Layne Hutchins (Mead  
AC) 2:35.1/5:36.6;

50LH-Pat Duffy (WV) 8.0  
Jamie Fitzgerald (NWK)  
8.1, Scott Strom (Omak)  
8.3; HJ-Fitzgerald 5-1,  
100-Ronda Rambo (PKO)  
12.6, Pam Rankin (Ch)  
12.6; 220-Paige Dorland  
(ES) 29.0, Rankin 29.0;

440-Dorland 67.0, Megan  
Dewey (ES) 67.7; 880/Mi  
-Katie Frahm (ES) 2:34.5  
/5:50.3; 50LH-Rankin 7.8  
Marlene Michalak(ES) 7.9  
Jenni Crill (ES) 8.3,  
Krista Pilot (ES) 8.4;  
HJ-Cami Smith (Omak)  
4-7½, Michalak 4-7½; LJ  
-T.Soo 13-4½; 6#SP-Chris  
Van Pelt (ES) 27-11; 4x  
110Re-PKO 56.0, NWK 57.7  
ES 57

**SOUTHERN PACIFIC AAU  
GIRLS CHAMPIONSHIPS**

WESTWOOD, CA - May 28  
(from Calvin Brown)

/UCLA (tartan track);  
Weather - clear & warm;  
Scoring Teams - 27; Meet  
Director - Bob Seaman/  
Bantam Girls (b.1967-69)

**100y Dash (wind +0.5mps)**  
Rayneceia Watkins, L 12.72  
Shelley Brown, SCC 12.73  
Roxanne Gross, Pas 12.83  
Kim Walulik, BA 13.47  
Keisha Chapman 13.59

**220y Dash (flights 1 & 2)**  
Michelle Taylor, SCC 29.5  
Shelley Brown 30.1  
Keisha Chapman (fl12) 30.7  
Marla Burney, LBC 30.7  
Tracy Fearington, LB 31.2

**440 yard Dash**  
Michelle Taylor 67.0  
Dyana Crabtree, BA 68.2  
Marion Hedegard, SCC 70.1  
Marla Burney 71.7

**880 yard Run**  
Dyana Crabtree 2:31.0  
Lori Chrette, BA 2:32.8  
Marion Hedegard 2:32.9  
Toni Everts, RRR 2:34.1  
Sara Standley, BA 2:38.8  
Kim Jacobsen, BA 2:48.2

**880 yard Walk**  
Sara Standley 3:54.1  
Toni Everts 4:03.0  
Lori Charette 4:10.8  
Leslie Wilson, Mat 4:38.1

**4 x 110 yard Relay**  
Pasadena Rosebuds 59.2  
Long Beach Comets 59.4  
S Barbara Sandpiper 60.5

**4 x 220 yard Relay**  
Pasadena Rosebuds 2:04.7  
So Calif Cheetahs 2:05.2

**High Jump**  
Kim Walulik, BA 4-0  
Isaline Mashburn, Ojai 4-0  
Christine Nelson, SBS 3-6

**Long Jump**  
Kim Walulik 12-7 1/2  
Rayneceia Watkins 12-4 1/2  
Dyana Crabtree 12-0 1/2

**Baseball Throw**  
Karyn Bolger, So Bay 145-1  
Shannon Clements, P125-10  
Jill Whinnery, SBS 114-4  
Christine Nelson 111-6

**Midget Girls (b.1966-66)**

**100 yd Dash (w +2.9mps)**  
Kysa Paul, LBC 11.5  
Diane Pullins, Pas 11.9  
Audrey Amey, SBS 12.23  
Robbie Burnett, Ing 12.41  
E. Peterson (12.59h) 12.63  
Vanessa Blake, SCC 12.72  
Celia Tarver, SBS 12.78

**220y Dash (flts 1,2,3)**  
Kysa Paul, LBC 26.8  
Andrea Rolfe (fl 2) 27.6  
Kathy Laving, Anah 27.7  
Erica Peterson, LBC 28.0  
Dusty Johnson 28.1  
Laure Merovic, SBS 28.1  
Lisa Larson, S Bay 3:28.6  
Lisa Ladiner, CCP 2:28.7  
Kim Scott, RRR 28.9

**440y Dash (flts 1, 2, 3)**  
Andrea Rolfe, LBC 61.0  
Diane Pullins 61.2  
Leslie Pratt, Pat 61.9  
Jenny Cervantes, RRR 62.4  
Kenya Green, Irv 62.9  
Denise Rodall, SCC 2:03.2  
Kim Scott 64.4  
Paulette Willis 64.6  
Tracie Howard 64.7  
Lisa Ladiner 65.0  
Amy Perlstein 65.8

**880y Run (flts 1, 2 & 3)**  
Jenny Cervantes 2:20.8  
Marcy Anderson, RRR 2:20.8  
Leslie Pratt 2:22.6  
Becky Engleman, BA 2:23.4  
Sonia Cooper, RRR 2:24.4  
Rosanna Salcido 2:27.3  
Kenya Green 2:27.3  
Christine Standley 27.4  
Andrea Wyle, Ven 2:31.4  
Suzanne Muschitz 2:31.4  
Francesca Silva 2:32.1  
Connie Bennet, IVS 2:33.2  
Amy Perlstein 2:34.9  
Amy Hooker, RRR 2:34.9  
Samantha Rodella, RR 35.0  
Karen Ringer, BA 3:26.0  
Ann Duffy, Pas 3:26.8  
Paulette Willis 2:37.1

**One mile Run (fl 1 & 2)**  
Marcy Anderson 5:03.9  
Sonia Cooper 5:10.7  
Kathy Kiernan, BA 5:16.8  
Suzanne Muschitz 5:21.7  
Tonya Fisher, RRR 5:31.1  
Rosaland Martinez 2:31.7  
Amy Hooker 5:32.6  
Sharon O'Brien, IVS 35.3

**50y Low Hurdles (w +2.8)**  
Kathy Laving, Anah 7.64  
Irene Schwartz, SBS 7.71  
Jean Faust, SBS 8.41  
Kathy Wion, SVG Blaz 9.10  
Karen Knight, SGVB 9.19

**One mile Walk**  
Samantha Rodella 8:10.7  
Kathy Kiernan 8:24.8  
MeMe Conn, RRR 8:32.7  
Trisha Ramirez, S Bay 37.0  
Dayna Crawford, RR 9:09.7  
Shori Rivera, S Bay 9:19.1  
Kim Stone, BA 9:22.8  
Jackie Augustine 9:30.7

**High Jump**  
Jean Faust, SBS 4-10  
Kim Tanabe, BA 4-8  
Dorie Tressler, SBS 4-2  
Sylvia Smith, SBS 4-2

**Long Jump**  
Tracy Keverline, RR 15-3  
Cheryl Lindberg, 15-2 1/2  
Shannon McGinnis, P 14-11  
Amy Perlstein 14-7 1/2  
Irene Schwartz 13-11 1/2  
Lisa Larson, S Bay 13-8 1/2  
Kelly Morse, PC Pac 13-7 1/2

**Shot Put (6 pound)**  
Kim Tanabe, BA 26-5 1/2  
Tina Currie, SBS 25-9 1/2

**Baseball Throw**  
Anja Washington, SC 192-7  
Marcy Parks, Ojai 178-4  
Sherry Oliver, LBC 168-2  
Rosanna Salcido, SGV 166-9

**4 x 110 yard Relay**  
S Barbara Sandpiper 53.0  
Ingledale TC 55.7  
So Calif Cheetahs 56.3

**880 yard Medley Relay**  
Rialto Rd Runners 1:59.7  
S Barb Sandpipers 2:00.2  
S Calif Cheetahs 2:03.6

**Youth Girls (b.1963-64)**  
**100 yard Dash (w -0.8mps)**  
Kati Petersen, BA 11.58  
Debra James, LBC 11.60  
Wynde Grey, Pas Ros 11.64  
Michelle Gilmore, LBC .83  
Zelda Johnson, QCC 11.89  
Samira Ware, QCC 11.96  
Jill Wallace, BA 12.05

**220y Dash (flights 1 & 2)**  
Latanya Dawkins, LBC 25.7  
Kati Petersen (fl 2) 26.2  
Monica Bednar, LVirg 26.3  
Debra James 26.4  
Pat Garcia, U Redl 2:26.5  
Kim Snow, Pas 26.6  
Cynthia Newton, Pas 26.8

**440 yard Dash**  
Latanya Dawkins 56.7  
Regina Jacobs, LAN 57.7  
Stefani Farley, Pat 59.6  
Monica Bednar 60.2  
Donna Savage, SCC 61.2

**880 yard Run (fl 1 & 2)**  
Kathi Denz, Pat 2:12.6  
Karen Haller, Ven 2:19.3  
Andrea Kirkorn, RRR 2:20.1  
Debbie Gonzalez, BA 2:20.5  
Carolyn Pollett, BA 2:20.8  
Andrea Stone, BA 2:21.2  
Kelly Cerda, RRR 2:24.3  
Michelle Mason, V 2:25.2  
Robbin Reece, BA 2:26.5  
Chris Bronaugh, Q 2:26.5

**One mile Run (fl 1 & 2)**  
Kathi Denz 4:54.8  
Vicki Cook, RRR 4:55.1  
Kiki Lantry, RRR 5:05.9  
Michelle Mason 5:06.8  
Kelly Cerda 5:13.7  
Chris Meeks, Pat 5:13.8  
Jane Wintermute, SCC 14.5  
Melanie Woodworth, TW 14.9  
Kristi Wilson, Pat 5:22.4  
Paula Cobb, RRR 5:23.6  
Andrea Kirkorn 5:24.6  
Sandra Katzer, BA 5:25.2  
Regina Crawford, R 2:27.6  
Traci Melvin 2:27.7

**80m Low Hurdles (w +0.6)**  
Pam Miller, LBC 12.10  
Cindy Culberson, RR 12.79  
Dana Dahlke, SBS 12.99  
Geri Golden, LBC 13.32  
Jody Grob (13.30h) 13.51  
Karen Neblett, SCC 13.53  
Toni Murray, Pas 13.58  
Cynthia Newton, Pas 13.64  
Rhonda Whitlow, TW 12.96h

**200m Low Hurdles (w -1.5)**  
Pam Miller 28.8  
Cindy Culberson 29.5  
Geri Golden 29.7  
Camille Orr, SBS 31.1  
Stephanie Thornton, Pas 3.3  
Lisa Stary, LBC 31.5

**One mile Walk**  
Shelley Quintana 8:06.2  
Lynn Holmbeck, Pat n.t.  
Andrea Johnson, RR 8:29.4  
Ingrid Mussle, SBS 3:21.1  
Joanie Hedegard, SC 5:6.0

**High Jump**  
Rena Wright, LAN 5-2  
Dana Dahlke, SBS 5-0  
Lisa Stary, LBC 5-0  
Katrena Johnson, Pas 5-0  
Jody Grob, SBS 4-10  
Lisa Strand, SBS 4-10  
Colleen Lindberg, SB 4-8  
Cindy Robbins, Ojai 4-8  
Kris Dietz 4-8  
Gretchen Mann, Quest 4-8

**Long Jump**  
Wynde Grey, Pas 17-9  
Katrena Johnson 17-0 1/2  
Geri Golden 16-3  
Dana Dahlke 16-2  
Michelle Gilmore, L 15-8

**Shot Put (6 pound)**  
Barrie Greer, SCC 44-7 1/2  
Darlena Downey, BA 32-9 1/2

**Discus Throw (1.0 kg)**  
Barrie Greer 120-0  
Alexandra Kriva 92-11  
Michelle Hager, QCC 88-8  
Cindy Vasquez, QCC 73-6  
June Nursement, QCC 73-3

**Javelin Throw (600 gram)**  
Deena Bernstein, BA 125-6  
Jackie Vanderpoel 102-0  
Michelle Hager 86-6  
Alexandra Kriva 86-2  
Barrie Greer 84-3

**4 x 110 yard Relay**  
Long Beach Comets 49.1  
Blue Angels 52.4  
S Barbara Sandpiper 52.8

**880 yard Medley Relay**  
Pasadena Rosebuds 1:53.2  
Ventura Girls TC 1:54.5  
So Calif Cheetahs 1:55.2  
S Barb Sandpipers 1:56.7

**4 x 440 yard Relay**  
Patriots-USA 4:06.3  
Blue Angels 4:09.8  
So Calif Cheetahs 4:12.1

**Intermediate Girls (61-2)**  
**100 yard Dash (w +1.0)**  
Janice Smith, LBC 11.32  
Dawn Peters, LAN 11.55  
Rachel Savage, BA 11.57

**220 yard Dash (w +3.0)**  
Janice Smith 25.52  
Debbie Wilson, LBC 25.76  
Wanda Evans, LBC 25.97

**440 yard Dash**  
Barney Carral, SCC 56.7  
Debbie Wilson 56.7  
Kerry Cerda, BA 58.1  
Della Equipilag, SCC 58.7

**880 yard Run**  
Sandra Anderson, L 2:15.5  
Diane Harrell, LBC 2:18.0  
Carol Czarnetski, RR 18.5  
Susan Pollett, BA 2:18.7  
Shelly Kaplan, RRR 2:18.9

**One mile Run**  
Susan Andrews, SFV 5:14.7  
Alison Betancourt, R 20.0  
Kelly Ringer, BA 5:21.5

**Two mile Run**  
Tami Darr, BA 11:15.8  
Alicia Kirkorn, RRR 32.1  
Janet Prker, SC 11:36.5

**100m Low Hurdles (w +1.0)**  
Tricia Lenning, Ana 14.37  
Marlene Harmon, LAN 14.46  
Suzy Ray, BA 14.83  
Erin Pike, LAN 14.91  
Angela Kellen (15.0h) 15.12  
K. Sorrenson (15.05h) 15.16  
Laurie Carroll, SB 15.20  
Kathy Bower, S Bay 15.39

**300 meter Low Hurdles**  
Tricia Lenning 44.8  
Tracie McMurray, SCC 45.5  
Kathy Bower 45.8  
Marlene Harmon 46.4  
Suzy Ray 46.6  
Laurie Carroll 47.2  
Jamie Anderson, SCC 48.7

**High Jump**  
Lisa Peters, LAN 5-5  
Cherrie Beauregard, NPP 3

**Long Jump**  
Veronica Bell 17-6 1/2  
Dawn Peters, LAN 17-5 1/2  
Tonie Scott, Pas 17-4

**Shot Put (8 pound)**  
Suzy Ray 47-5  
Paula Weishoff, BA 38-2  
Julie Green, BA 37-9 1/2  
Rosario Ramos, Anah 37-7 1/2  
Michele Kipke, Pas 34-5 1/2  
Charm Bishop, SCC 34-5  
Jamie Anderson, SCC 33-3 1/2

**Discus Throw (1.0 kg)**  
Charm Bishop 113-10  
D. Hollingsworth, QC 107-5  
Xena Kistler, Ven 106-3

**Javelin Throw**  
Charm Bishop 142-7  
Jackie Nelson, BA 133-4  
Debbie Dobb, T West 126-4  
Donna Hollingsworth 120-2  
Xena Kistler, Ven 117-5  
June Wintermute, SC 112-4

**4 x 110 yard Relay**  
L Angeles Naturite 48.7  
Long Beach Comets 48.8  
Blue Angels 49.3  
So Calif Cheetahs 49.9

**880 yard Medley Relay**  
LA Naturite TC 1:48.1  
So Calif Cheetahs 1:49.8  
Long Beach Comets 1:50.8  
Pasadena Rosebuds 1:51.3

**4 x 440 yard Relay**  
So Calif Cheetahs 4:00.3  
LA Naturite TC 4:01.4

**Junior Women (1958-61)**  
200m-Pam Green (SCC) 25.13; 400m-Teresa Caudillo (LBC) 55.9, Green 56.5, Sharon Dill (Lake-wood International) 57.4

800m-Cynthia Warner (LA Naturite TC) 2:13.7, Roma Antoniewicz (LAN) 2:13.9, Susie Meek (BA) 2:14.5, Kim Vollmer (Pacific Coast Pacers) 2:15.1, Andrea Ward (LA Mercuresses) 2:15.8, Donna Fromme (U of Redlands) 2:16.3;

1500m-Karel Jones (Atoms TC, NY) 4:30.2, Linda Broderick (Maccabi TC) 4:31.5, Meek 4:33.0, Krista Holmes (Quest TC, AZ) 4:44.7, Paula Rose (BA) 4:53.9, 3000m-Shelli Woodbridge (Quad Cities Cobras) 10:20.2;

**SOUTHERN PACIFIC  
BOYS JUNIOR OLYMPICS**  
REDLANDS, CA - Jun 18-19  
(from Dee Weathers)  
/University of Redlands  
(dirt track)/  
Boys 7-Under  
50/100-Ed Jones 6.9/12.9

**Bantam Boys (b.1967-68)**  
**50 yard Dash**  
Latin Berry, WV Jets 6.5  
Scott Strout 6.6  
Gary Wellman, W'lake 6.8  
Paul Phodien, Vly Vik 6.8  
Emmet Downs, VV 6.9  
Naturanza Reed, WVJ 7.0

**220 yard Dash**  
Latin Berry, WVJ 27.8  
Myron Jones 28.2  
Scott Strout 28.4  
Brian Archibald 29.0  
Roger Wilson, W'viejo 30.7  
Donald Myrick, WVJ 30.8

**440 yard Dash**  
Anthony Vickers, VV 65.0  
Alan Britt, VV 65.7  
Andrew Anable 67.2  
Brian Archibald 67.6  
Raymond Bell, VV 70.0  
Andrew Ramos 70.2

**880 yard Run**  
Craig Hooker, RRR 2:35.9  
Greg Whitley, MV 2:36.2  
Andrew Anable 2:40.0  
Dirk Zeigler, LVirg :43.1

**One mile Run**  
Craig Hooker 5:23.8  
Andrew Anable 5:28.0  
Greg Whiteley 5:29.3

**High Jump**  
Jay Johnson, LV 4-2  
Dirk Zeigler 4-2  
John Knight, LV 4-0  
Mitch Malone, Hunt Bch 4-0  
Dennis Vigil 3-10

**Long Jump**  
Dirk Zeigler 14-4 1/2  
Gary Wellman 13-5  
Paul Pohopien 12-8 1/2  
John Harrington, W 12-6 1/2  
Scott Meek 12-6

**Shot Put (6 pound)**  
John Knight 26-4 1/2  
Andrew Ramos 24-9 1/2

**4 x 110 yard Relay**  
Valley Vikings 55.6  
West Vernon Jets 56.9  
Valley Eagles 57.1

**Junior Boys (b.1963-64)**  
**220 yard Dash**  
Craig Bright, WVJ 22.7  
Anthony Jackson 23.4

**440 yard Dash**  
Jimmy Crittenden, WV 54.1  
Normal Allen, WVJ 54.9  
Ronnie Harley, WVJ 56.9  
Mike Harrigan 57.6

**100mH/33"(w +1.2mps)-**  
Lisa Gourdine 14.47, De-nise Pemberton (LAN) 14.52, Kerry Zwart (LAN) 15.11; **400mLH-Alison**  
Reed (LAN) 62.8, Murphy (Mac) 62.8; **3000mW-**  
Joyce Trisco (BA) 15:22.3  
Tracy Brodcock (RRR) 15:34.5, Jill Steiner (RRR) 15:58.6, Jessica Waskow (RRR) 16:16.5, Lisa Metheny (RRR) 17:05  
B.Villavazo (RRR) 17:24:2  
LJ-Zwart 18-9, Gourdine 18-7 1/2; **SP(4kg)-Zwart**  
44-3, Barbara Moro (BA) 38-7, Julie Flynn (LAN) 37-10; **DT-Christi Pyle**  
(LAN) 152-2, Leslie Hoerner (LI) 142-7; **JT**  
-Moro 149-4, Raedean Rona (Pat) 130-7

**Midget Boys (b.1965-66)**  
**100 yard Dash**  
Willard Morris, WVJ 11.4  
Anthony Manning, WVJ 11.4  
Dormin Jones 12.1

**220 yard Dash**  
Anthony Manning, WVJ 26.0  
Willard Morris, WVJ 26.6  
Ronald Fisher, WVJ 26.8

**440 yard Dash**  
James Macon 64.4  
Robert Nesbitt, VV 66.0

**880 yard Run**  
Mike Norris, RRR 2:21.8  
James Macon 2:21.9  
Keith Tamin, Wood H 25.0  
Jackie Macon 2:27.0  
Gordon Bugg, VV 2:27.7  
Robert Nesbitt 2:28.0

**One mile Run**  
Daniel Bell, RRR 5:10.0  
Jackie Macon 5:20.0  
Todd Scribner, WH 5:20.8

**50 yard Hurdles**  
Phillip Griffith, VV 7.8  
John Wilkerson, MV 7.9  
Brad Meyer, RV 7.9  
Ronald Fisher 8.4  
Alan Watkins, MV 8.5

**High Jump**  
Hall 5-3  
Kenny Burke, W'lake 5-2  
Mike Malone, Hunt Bch 4-8  
John Rose, EV Trojans 4-6

**Long Jump**  
Chris Hale, VV 16-2  
Todd Scribner 14-8  
Gilbert Nesbitt, VV 14-4 1/2  
Mike Malone, Hunt B 14-1

**Shot Put (6 pound)**  
Willard Morris 36-10  
Tom Benjamin, LV 33-2  
Kurt Holden 33-0 1/2  
Kevin Klipfel, MV 29-11  
Greg Conradt, RD 29-11

**4 x 110 yard Relay**  
West Vernon Jets 52.3  
Valley Vikings 53.4

**Junior Boys (b.1963-64)**  
**220 yard Dash**  
Craig Bright, WVJ 22.7  
Anthony Jackson 23.4

**440 yard Dash**  
Jimmy Crittenden, WV 54.1  
Normal Allen, WVJ 54.9  
Ronnie Harley, WVJ 56.9  
Mike Harrigan 57.6

880 yard Run  
Erwin Hickman, WVJ 2:17.9  
Keith Gunn, VV 2:21.9

One mile Run  
Robert Planta, OCB 4:48.4  
Frank Jewett, RRR 4:58.5  
Matt Cristino, OCB 5:01.0  
Mike Assumma, RRR 5:05.0  
Steve Mead, RRR 5:08.2  
Arnold Perez 5:09.4

70 yard Low Hurdles  
Clint Floyd, WVJ 9.1  
Ronnie Hurley, WVJ 9.7  
Dean Meltzer, HB 10.0  
Bill Hale, VV 10.0  
Curt Cook, Red Devil 10.1  
Carlos Logwood, WVJ 10.1  
Glenn Wellman, W 10.2  
Ed Lanchantin 10.3

High Jump  
Chris Vandergeest 5-10  
Gary Bravender, RD 5-10  
Lance Ortega 5-8  
Matt Cristino 5-6  
Ed Lanchantin 5-4  
Paul Fellick, LV 5-4

Long Jump  
Anthony Jackson 19-9½  
Chris Vandergeest 18-4  
Brian Hamblen, Bly 18-3½  
Scott Roberson 17-0½  
Bill Niles, LV 16-11½

Triple Jump  
Richard Hanson, VV 39-7½  
Carlos Logwood 39-5  
Curt Cook, RD 37-6½  
Robert Smith 36-10½  
Lance Ortega 36-10½  
Gary Bravender 36-7  
James Reynosa 35-6½

Shot Put (8 pound)  
Craig Bright, WVJ 49-8  
Joel Crown, LV 47-11½  
Cecil Dixon 44-2½  
James Reynosa 41-11  
Robert Clark, LV 40-2

4 x 110 yard Relay  
West Vernon Jets 45.9  
Las Virgenes TC 48.8

Intermediate Boys (61-2)  
100-Kerwin Bell (RD) 10.0  
220-Carlos Reynosa 23.3;  
440-Kenneth Gant (VV) 52.8  
880-Phil Shirley 2:04.7,  
Scott Legal (Westlake)  
2:06.9, Tom Sardo 2:07.0  
Mi-John Spilman 4:32.5,  
Luis Garcia (Huntington  
Beach) 4:40.4; 120HH  
(39")-Darren Cooper (Ri-  
alto Road Runners) 15.4,  
Willie Rosborough 15.5;  
330IH (36")-Rosborough  
40.5; 2Mi-Spilman 9:57.8

HJ-Dennis Turner (Rialto  
Classics) 6-4, David Ka-  
han 6-2, Jeff Guin 6-0;  
LJ-TJ-Guy Rothermund  
(RRR) 21-3/44w7; John  
Hamilton (RRR) 20-9/42-  
10; PV-Brett Weber 13-0  
12#SP-Brett Holden 46-7½  
Morris Harris (VV) 44-5;  
DT (1.6kg)-B. Holden 128-4  
4x110Re-Rialto Classics  
44.9, VV 45.1

Senior Boys (b.1959-60)  
100-Larry Chandler  
(Blythe TA) 9.9, Benny  
Gooden 9.9; 220/LJ-Ken  
Fowler (RC) 22.5/22-10½;  
Mi/2Mi-Steve Alvarez  
(Desert Dusters) 4:26.2/  
9:21.2; 120HH (39")-Miles  
Stewart (VV) 14.4, Jeff  
Norris (DD) 14.6;  
HJ-David White 6-6; PV-  
Mike Ernest 14-0; TJ-  
Freddie Washington (RC)  
45-6, Norris 45-2½; 12#  
SP-Brian Paul (VV) 57-11½  
Decathlon-Eric Longfield  
(Fontana TC) 6084 points

880 yard Run  
Robert Latting, DV 2:25.8  
Craig Hooker, RRR 2:28.4  
Andrew Anable 2:31.4  
Greg Whitely, MViejo 35.5  
Scott Hornsey, Arrow 39.8  
One mile Run  
Craig Hooker 5:24.9  
Andrew Anable 5:30.4  
Greg Whiteley 5:33.3  
Greg Scattini, Sal V 36.4  
Mike Duarte, OCB/BlueA 37.6  
Sam Bell, RialtoRR 5:40.0

One mile Walk  
Mike Augustus, Nap 9:28.3  
Brian West, Cup Yr 9:28.3

High Jump  
David Mosley, Arrow 5-1½  
Virgil Robinson, EY 4-5  
Jay Johnston, L Virg 4-4  
Monty Norman, LBL 4-2  
Jim Gash, Sonoma Vly 4-2  
Dirk Zeigler, L Virg 4-2

Long Jump  
Raymond Bell, VV 14-10½  
Dirk Zeigler 14-7  
Virgil Robinson 14-7  
Calvin Andrews, EH 14-6½  
Alan Britt, VV 14-6  
Paul Pohopien, VV 14-4½

Shot Put (6 pound)  
Lief Dodson, Napa 29-4½  
Jim Gash 26-3½  
John Knight, LV 25-11½  
Lance Trotter, EH 20-6½  
Richard Delisser, CY20-1½  
Sean Fottrell, DV 20-0½

4 x 110 yard Relay  
Valley Vikings 56.6  
Long Beach Lancers 56.7  
Eastshore Hustlers 59.1  
Cupertino Yearlings 59.4  
Eastside Youth AC 60.6  
1980 Track Club 60.6

880 yard Medley Relay  
Valley Vikings 2:06.2  
L Beach Lancers 2:10.1  
H Hoover Boys Club 1:13.8

4 x 440 yard Relay  
Valley Vikings 4:33.3  
Cupertino Yrlings 4:44.5  
Salinas Valley TC 4:45.0

Two mile Run  
Daniel Bell 10:48.4  
John Latting, DV 10:52.0  
Jim Chaney, DV 11:11.1  
Brian Acosta, OCB 11:15.0  
David McPadden 11:20.7  
70 yard Low Hurdles  
John Gash, Sonoma V 10.2  
Ken Jones, HHoover 10.3  
Chris Hale, VV 10.3  
Rodney Green, HH 10.4  
Reggie Pendleton, MV 10.5  
Phillip Griffith, VV 10.7

High Jump  
Kyle Hall, L Virg 5-2  
Ken Burke, W'minster 5-1  
Mike Fottrell, DV 4-11  
Marty Munn, Salinas 4-10  
Ken Jones, HHoover 4-9  
John Rose, EV Trojan 4-8

Long Jump  
Jeff Rossman, Arrow 17-0  
Anthony Tucker, QCC 16-9  
Chris Hale, VV 16-3  
Eric Stuart, Arw 16-0  
Derek Rogers, Arw 15-8½  
Todd Scribner, WesW 15-1½

Triple Jump  
Jeff Rossman 36-2½  
John Latting, DV 32-4  
Derek Rogers 31-7½  
Jerry Goodman, CY 30-8½  
Geoff Parker, DV 30-2½  
Chris Keels 29-8½

Shot Put (6 pound)  
Mike Fottrell, DV 40-11½  
Willard Morris, WV 34-10½  
Joe Lemmons, Napa 32-7½  
Eric Venable, CY 32-4½  
Paul Kahler, RDev 28-4½  
Greg Conradt, RDev 27-9½

4 x 110 yard Relay  
Long Beach Lancers 52.4  
West Vernon Jets 52.6  
H Hoover Boys Club 53.3  
Valley Vikings 53.5

880 yard Medley Relay  
Long Beach Lancer 1:56.0  
H Hoover BC 1:57.5  
West Vernon Jets 1:58.5

4 x 440 yard Relay  
Arrow Track Club 4:08.7  
Long Beach Lancer 4:11.2  
H Hoover BC 4:17.0

70 yard Low Hurdles  
Eric Tokstad, Pin 8.9  
Victor Townsend, LBL 9.0  
Clint Floyd, WVJ 9.0  
Wendell Sells, Sal V 9.1  
Mike Kessler, Son V 9.5  
Mike Sherrard, Hunt B 9.5

One mile Walk  
Travis Veon, Mat M 7:35.5  
Angelo Sukelarios 8:52.3  
Mike Pretes, RCF 8:55.9  
Marc Concos, Mat M 9:07.2

Long Jump  
Steve Mazar 19-8½  
Richard Hanson, VV 19-0½  
Earl Coles, Lkwd I 18-10  
Kevin Crawford, Wd 18-7½  
Thurgood Marshall 18-7  
Tim Peoples, EY 18-6

Triple Jump  
Wendell Sells 41-11  
Earl Coles 39-11½  
Richard Hanson, VV 39-11  
Carlos Logwood, WV 38-7  
Andy Sythe, Sparta 38-0  
Marc Wenrich, CY 37-4

Shot Put (8 pound)  
Craig Bright, WVJ 51-7½  
Carl Gunn, HHoover 46-5½  
Joel Krown, L Virg 45-4½  
Jimmie Crittenden 44-2  
Jim DeWerk, Arrow 44-0½  
Jerry Croxdale, Nap 43-9

Discus Throw (1.0 kg)  
Antonio Dobbins 165-9  
Jim DeWark 160-4  
David Elkins, RCF 138-9  
Carl Gunn 133-2  
Jerry Croxdale 125-0  
Steve Green, Sal V 124-6

4 x 110 yard Relay  
West Vernon Jets 47.2  
Long Beach Lancers 47.2  
Rialto Classics 49.4  
Eastside Youth AC 49.9  
Las Virgenes TC 50.0

4 x 220 yard Relay  
West Vernon Jets 1:36.6  
L Beach Lancers 1:44.2  
Westwood TC 1:44.7

4 x 440 yard Relay  
Westwood TC 3:50.6  
Valley Vikings 3:56.2  
Salinas Valley TC 3:56.9  
Diablo Valley TC 3:57.2  
Sparta TC 4:00.2

Two mile Run  
John Spilman 9:46.9  
Matthew Blaty, HB 9:51.9  
Matt Ebner, LA Ex 9:56.4  
John Condos 10:02.4

120 yd High Hurdles (39")  
Darren Cooper, RRR 15.7  
John Seals, W'wood 16.1  
Tom Fischbeck, Hun B 16.4

180 yard Low Hurdles  
Darren Cooper 21.0  
Joe Croxdale, Napa 21.8

High Jump  
Lee Balkin 6-7  
Dennis Turner, RC 6-5  
Denny Hanson, LBL 6-3  
Jeff Guin, EVT 5-11

Pole Vault  
Jim Croxdale, Napa 12-0  
T. Moore 11-0

Long Jump  
Anthony Gibson 22-5½  
Martin Johnson, Mat 20-3½  
Duane Rodall, VV 20-1½  
Carlos Clayton, LB 19-11½

Triple Jump  
Carlos Reynosa 42-8½  
Ken Johnson, LA Exp 42-7  
Duane Rodall, VV 40-3½

Shot Put (8 pound)  
Ted Polich 48-3½  
Lance Dodson, Napa 46-7½  
Brett Holden 45-3  
Dave Holden 44-0½

Discus Throw (1.6 kg)  
Lance Dodson 132-2  
Dave Holden 130-9  
Brett Holden 127-4

4 x 110 yard Relay  
Faith Streeters 43.9  
Westwood TC 44.1  
Rialto Classics 45.2  
Long Beach Lancers 45.3  
4x220/4x440Re-VV 1:34.8/  
3:31.5, Wwd 1:35Q/3:30.7  
LBL 1:35.0/3:32.8; 4x880  
Re-Red Devils 9:13.5

Senior Boys (b.1959-60)  
100-Virgil Torrence (LA  
Express) 9.7, Glen Park-  
er (FS) 9.7; 220-Torr-  
ence 21.9, Robert Maio-  
co 22.0; 440-Maiocco  
49.0; 880-Clay Sigmen  
(LAX) 1:58.0; Mi-Paul  
Medvin (LAX) 4:23.7

2Mi-Ron Cornell (LAX)  
9:16.6, Brad Kester (LBL)  
9:19.0; 120HH (39")-Phil-  
lip Johnson (LAX) 14.3,  
Anthony Campbell (LAX)  
14.4, Richard Clark (HH)  
14.5; 180LH-Richard  
Hohman (LAX) 19.0, Tim  
Chambers (LAX) 19.1;

MiW-Tracy Tegarden  
7:25.5, Danny Martinez  
(Woodside Striders)  
7:37.7; HJ-Rob Olson  
(LAX) 6-10½, Phillip  
Christian (LAX) 6-10½,  
James Frazier (LAX) 6-6;

PV-Greg Ernst 15-0, Bill  
Thilken (LBL) 15-0, B.  
Johnson (LAX) 15-0, Steve  
Tully (LBL) 14-6, Chas.  
Suey (LAX) 14-0; LJ-Tony  
Pitts (LBL) 23-7½, Paul  
Bates (HH) 23-5½, Ken  
Fowler (RC) 23-0½;

TJ-Chip Benson (LAX)  
48-5½; Paul Bates (HH)  
47-11½; 12#SP-Brian Paul  
(VV) 55-6; DT (1.6kg)-  
Joe Gary (LAX) 159-0;  
4x110Re/4x220Re/4x440Re/  
4x880Re-LAX 42.2/1:28.0/  
3:18.6/7:54.8

CALIFORNIA STATE AAU  
BOYS A-G CHAMPIONSHIPS

LAKEWOOD, CA - Jun 24-25  
(from James Townsend)

/Lakewood High School  
(dirt track); Weather -  
hot, variable strong to  
moderate winds; Scoring  
Teams - 38; Host - Long  
Beach Lancers/

Boys 7-Under

50 yard Dash  
Elvin Jones 6.9  
Wendell Snuggs, LBL 7.0  
Sid Crummie, E'side Y 7.1  
David Norford, LBL 7.2  
Felton Matthews, LBL 7.2  
Charles Redd, Rialto C .4  
100 yard Dash  
Elvin Jones 13.0  
Sid Crummie 13.8  
Wendell Snuggs 13.9  
Chris Rawlings, W'lakl 14.0

Bantam Boys (b.1967-68)

50 yard Dash  
Okey Egu, E'shore H 6.3  
Troy Callier, LBL 6.4  
Anthony Vickers, Vly/Vik 5  
Leon Wood, LBL 6.6  
Kevin Johnson, LBL 6.8  
100 yard Dash  
Okey Egu 11.9  
Leon Woods 12.3  
Latin Berry, WV Jets 12.3  
Troy Callier 12.5  
Calvin Andrews, EV 12.9  
Ermett Downs, VV 13.0  
220 yard Dash  
Okey Egu 27.9  
Troy Callier 28.0  
Anthony Vickers 29.0  
Latin Berry 29.3  
Raymond Bell, VV 30.3  
Mark Brodeur, RC Fly 30.6  
440 yard Dash  
Anthony Vickers 66.9  
Abeid Davis, HHoover 67.3  
Mark Brodeur 67.7  
Ted Cablayan, LBL 68.6  
Kurt Llewellyn, RDev 71.2

Midget Boys (b.1965-66)

50 yard Dash  
Dennis Price, LBL 6.2  
Bobby Stamp, Hunt Bch 6.4  
Steve Barnes, EY 6.5  
Chris Durel, VV 6.6  
100 yard Dash  
Dennis Price 11.4  
Willard Morris, WVJ 11.5  
Antonio Manning, WVJ 11.7  
Chris Durel 11.9  
Deante Topps, HH 12.0  
220 yard Dash  
Dennis Price 26.3  
Antonio Manning 26.7  
Eric Stuart, Arrow 27.5  
Rodney Green, HB 28.0  
440 yard Dash  
Kevin Davis, LBL 59.4  
Eric Stuart 59.4  
Bobby Stamp 60.6  
Sheldon Griffith, Av 60.7  
Steve Ramsey, W'min 63.9  
Kevin Calloway, LBL 64.0

880 yard Run  
Keith Tanin, WoodH 2:19.6  
James Macon 2:21.8  
Jackie Macon 2:22.5  
Jeff Mihm, DV 2:22.9  
Jeff Rossman, Arw 2:23.3  
David McPadden, WStr 24.8

One mile Run  
Daniel Bell, RRR 5:09.2  
Keith Tanin 5:12.5  
Jeff Mihm 5:13.3  
Rico Balatti, DV 5:13.8  
Steve Kilik, Arw 5:14.0  
Bryan Kovacs, Arw 5:16.4

Youth Boys (b.1963-64)

100 yard Dash  
Larry Ortee, LBL 10.1  
Craig Bright, WVJ 10.3  
Jimmie Crittenden, WVJ 4.4  
Rudy Jimenez 10.6  
Steve Mazar 10.7  
220 yard Dash  
Larry Ortee 23.8  
Rudy Jimenez 24.0  
Craig Bright 24.1  
Steve Mazar 24.5  
Eric Tokstad, Pinole 24.8  
Mike Prieve, Panther 24.8  
440 yard Dash  
Rudy Jimenez 51.9  
Victor Townsend, LBL 51.9  
Cedric Pouncey, LBL 53.6  
Norman Allen, WVJ 54.9  
Alan Coleman, VV 55.3  
880 yard Run  
Doug Evans, EY 2:08.9  
Jim Swarzman, EVT 2:09.0  
Erwin Hickman, WVJ 2:10.4  
Bill Bailey, DV 2:11.0  
Armando Perez, Spa 2:14.7  
Tim Healy, Napa 2:15.3  
One mile Run  
Robert Planta, OCB 4:50.3  
Rich Black, DV 4:55.6  
Steve Mead, RRR 4:56.0  
Mike Assumma, RRR 4:57.0  
Jim Scattini, SV 4:57.4  
Tim Healy, Napa 4:57.6  
Two mile Run  
Don Aviles, RCF 10:20.4  
Jim Scattini 10:24.9  
Tim Healy 10:25.2  
Dan Supranovich, W'm 27.0  
Robert Planta 10:29.3

**1980 TRACK & FIELD MEET**

**OAKLAND, CA - Apr 23-24**  
(from Ellis Jones)

/Lahey College (all-weather track); Weather - "A little of everything" (mild, partly cloudy at times, plus thunder showers); Teams - 29; Sponsor - 1980 Track Club/

**Bantam Boys (b.1967-69)**

**100 yard Dash**

Okey Egu, E'shore H	11.5
Billy Stanbarry, BEB	12.5
Virgil Robinson, EY	12.6
Calvin Anderson, EH	13.0
Abeld Davis, Hhoover	13.0
Darrell Galloway, BE	13.0

**220 yard Dash**

Okey Egu	27.1
Billy Stanbarry	29.5
Darrell Galloway	29.7
Calvin Anderson	30.2
Abeld Davis	30.5
Maurice West	30.9

**440 yard Dash**

Abeld Davis	70.0
Ken Oliver, Arrow	70.5
Lance Trotter, EH	70.5
Carlo Ferrario, Napa	71.1
Pat Byrne, Salinas V	71.6
Stan Griffen, Diablo	71.6

**880 yard Run**

Robert Latting, DV	2:34.7
Greg Scatlin, SV	2:35.1
Guerin Myall, SV	2:43.0
John Harring, EY	2:45.0
Derrick Franklin, EH	27.0

**One mile Run**

Greg Scatlin	5:30.0
Robert Latting	5:37.4
Guerin Myall	5:41.2
Felix Stewart, EY	5:54.8
Kevin Sanchez, Arw	5:56.0
Enrico Leoni, RCF	6:01.7

**One mile Walk**

A. Grossman, Arrow	8:59.4
Mike Augustus, Na	8:59.4

**High Jump**

Todd Lichti	4-11
David Mosley, Arw	4-7
Kevin Sanchez, Arw	4-3
Avery Stancil, 1980	4-2
Keith Posey, BEB	4-0
Jim Gash, SV	4-0

**Long Jump**

Okey Egu,	15-2½
Virgil Robinson	14-9
Todd Lichti	14-4½
Dave Keating, SV	14-4

**Shot Put (6 pound)**

Lief Dodson, Napa	26-0
Rick Delisser, CY	23-7½
Avery Stancil	22-3½
Jim Gash	21-8
Eric Blood, DV	21-3

**4 x 110 yard Relay**

Eastshore Hustlers	56.6
Cupertino Yearlings	59.4
Salinas Valley TC	59.8
Eastside Youth AC	59.9

**4 x 440 yard Relay**

Arrow Track Club	4:53.4
Diablo Valley TC	5:00.1
Salinas Valley TC	5:03.0
Redwood City Flyers	09.0

**Midget Boys (b.1965-66)**

**100 yard Dash**

Earnest Egu, EH	11.5
Andre Hunter, BEB	12.2
Steven Barnes, EY	12.2
Riley Moore, EH	12.3

**220 yard Dash**

Eric Stuart, Arrow	26.8
Earnest Egu	27.4
Sheldon Griffith, Ar	27.9

**440 yard Dash**

Eric Stuart	61.0
Sheldon Griffith	62.2
Steve Lux, DV	64.6
David McFadden, WStr	64.7

**880 yard Run**

Rico Balatti, DV	2:23.5
John Latting, DV	2:23.5
Bobby Cambron, RCF	2:26.6
Jack Kegg, SV	2:29.2
Riley Moore, EH	2:30.1
Steve Kilik, Arrow	2:30.4

**One mile Run**

Bryan Kovacs, Arw	5:06.3
Jeff Mirrion, DV	5:11.6
Marty Munn, SV	5:16.0
John Foley	5:20.0
Steve Kilik	5:20.5
Mike Kennedy, Spar	5:25

**70 yard Low Hurdles**

John Gash, SV	10.8
Mike Hebrard, BEB	11.4
Demmond Augusta, BEB	11.4
Keith Washington, EY	11.4

**One mile Walk**

Paul Wade, CY	8:22.3
Rich Vasquez, SV	8:46.9
Mark Ibrahim, Arw	9:43.0

**High Jump**

Mike Fottrell, DV	4-7½
John Gash, SV	4-6
Keith Debrine, RCF	4-6
Marty Munn, SV	4-6

**Long Jump**

Eric Stuart	16-7
Earnest Egu	16-2
Derek Rogers, Arw	16-0
Bobby Cambron	14-7
Craig Ferrario	14-7
Sheldon Griffith	14-5½

**Triple Jump**

John Latting	33-4
Matt Brown, Sparta	31-6½
Steven Barnes	31-0
Jack Kegg, SV	30-5½
David Cristofano	29-10
John Gash	28-8

**Shot Put (6 pound)**

Mike Fottrell, DV	34-1½
Joe Lemmons, Napa	32-8½
Eric Venable, CY	31-1½
Robert Smith, SV	27-2½
Steve Lux, DV	27-2½

**4 x 110 yard Relay**

Diablo Valley TC	55.0
Berkeley East Bay	55.4
Eastside Youth	55.6
Eastshore Hustlers	56.8

**4 x 440 yard Relay**

Arrow Track Club	4:18.0
Diablo Valley TC	4:26.4
Salinas Valley TC	4:36.8

**Youth Boys (born 1963-64)**

**100 yard Dash**

Eric Tokstad, Pinole	10.9
Doug Morris, BA Step	11.1
Tim Peoples, EY	11.1

**220 yard Dash**

Jerome Lacy, BAS	24.5
Eric Tokstad	24.7
Herman Munkell, BAS	25.1
Mike Moore, BAS	25.8
Tim Peoples, EY	25.8
Prentiss Mayo, 1980	25.9

**440 yard Dash**

Jerome Lacy, BAS	53.5
Doug Evans, EY	56.5
Brad Thompson, RCF	58.0
Bill Johnson, SV	58.1
Brad Reil, DV	58.8
Steve Green, SV	59.2

**880 yard Run**

Doug Evans	2:12.5
Armondo Perez, Sp	2:13.3
Jon Harmon, DV	2:18.9
Richard Black, DV	2:19.6
Marc Wenrich, CY	2:21.0
Andy Sythe, Sparta	2:21.5

**One mile Run**

Jim Scattini, SV	4:52.1
Donald Aviles, RCF	4:53.0
Richard Black	4:53.4
Tim Healy, Napa	5:00.0
Brian Berestrom, Arw	11.4

**Two mile Run**

Donald Aviles	10:25.4
Jim Scattini	10:28.9
Tim Healy	10:59.4
Rob McCuskey, DV	11:09.2
Chris Mills, CY	11:16.4

**70 yard Low Hurdles**

Eric Tokstad	9.0
Wendell Sells, SV	9.0
Eddie Manasse, Napa	9.7
Charles Perner, CY	9.8
Robert Loya, CY	10.1
Wayne Robinson, EY	10.1

**High Jump**

Wendell Sells	5-8
Brad Reil, DV	5-7
Dave Swanson, SV	5-4
Steve Pardini, SV	5-2
Alan Campbell, SV	5-2

**Long Jump**

Gary Logwood, Pin	18-9
Andy Sythe	18-5½
Mark Wenrich, CY	18-3
Mike Curry, EY	18-2½
Brad Reil	17-11

**Triple Jump**

Wendell Sells	39-7½
Armondo Perez	37-4½
Mark Wenrich	35-5
Robert Loya, CY	35-3
Andy Sythe	34-9½

**Shot Put (8 pound)**

Jerry Croxdale, Na	42-4
Alan Campbell	40-5
Tim Peoples	37-8
Thurman Robbison, BA	37-0½

**Discus Throw (1.0 kg)**

Jerry Croxdale	114-5
Alan Campbell	112-9
David Elkins	112-0
Jim Kilpatrick	107-5
Rodney Robinson	106-10

**4 x 110 yard Relay**

Bay Area Steppers	47.4
Eastshore Youth AC	50.1

**4 x 440 yard Relay**

Salinas Valley TC	4:02.9
Bay Area Steppers	4:03.1
Diablo Valley TC	4:06.2

**Intermediate Boys (61-62)**

440/880-V. Wilkens (BAS)	51.0/2:04.4
Mi-Miller (SV)	4:38.9
HJ-Edra Luster (BAS)	6-2
TJ-Tom Pritchard (Peach Bowl Pacers)	40-6

**Bantam Girls (b.1967-69)**

**100 yard Dash**

Danelle Devers, HT	12.8
Diane Carroll, EH	13.5
Denisia Boner, 1980	13.5
Robin Carson, EH	13.5

**220 yard Dash**

Pam Mason, HT	30.0
Diane Carroll	30.9
Teresa Mong, Mon Pen	31.1
Robin Carson	31.3
Stacey Chretien, App	31.4

**440 yard Dash**

Patricia Brown, ML	69.0
Diane Carroll	69.0
Robin Carson	70.7
Nannette Garcia, CY	71.1
Tanya French, BEB	71.1
Kim Becker, SV	72.8

**880 yard Run**

Patricia Brown	2:38.9
Nannette Garcia	2:43.0
Laura Manning, Ori	2:47.0
Karen Himenes, WStr	47.0

**880 yard Walk**

Kerry Bratton, CY	4:29.4
Jessica Altstatt, Arw	30.0
Kay Schultz, Arw	4:30.8
Maureen Mahoney, CY	41.0

**High Jump**

Kim Becker	4-1
Jenney Henzler, SV	3-10
Denisia Boner	3-10
Felisia Thibadeaux, 19	10
Mindy Smith, CY	3-10
Ronda Brooks, 1980	3-6

**Long Jump**

Danelle Devers	12-11
Mindy Smith	12-10
Stephanie Grey, SV	12-0½

**4 x 110 yard Relay**

Salinas Valley TC	61.6
1980 Track Club	62.8
Hilltop Track Club	63.6

**Midget Girls (b.1965-66)**

**100 yard Dash**

Zena Hill, HT	11.8
T. Brown, BAS	11.9
Patrice Carpenter, H	11.9
Eartha Bradford, EH	12.5
Celeste Friend, CY	12.5
Tracey Ridgell, EH	12.5

**220 yard Dash**

Zena Hill	27.1
T. Brown	27.8
Eartha Bradford	28.1
Tracey Ridgell	28.7

**440 yard Dash**

Sharon Kliebenstein	64.1
Tracey Ridgell, EH	65.0
Pam Swicegood, Ori	65.2
Celeste Friend, CY	66.2
Eartha Bradford	66.5

**880 yard Run**

Michele Miller, CY	2:26.5
Sharon Yaniner, SJC	32.1
Elizabeth Brown, ML	34.3

**One mile Run**

Elizabeth Brown	5:30.1
Andrea Heinbecker	5:32.2
Pauline Vasquez, CY	46.3
Diana Rossman, Arw	5:46.8

**50 yard Low Hurdles**

Renay Schoenlein, CY	8.0
Cherice Morris, 1980	8.0
Hilary Bray, Arw	8.3
Heicsha Harris, 1980	8.7

**One mile Walk**

Kim Salinas, CY	8:56.0
Andrea Lepley, CY	9:02.9
Pauline Vasquez	9:04.5

**High Jump**

Renay Schoenlein	5-0
Kelly Brogan, Arw	4-5

**Long Jump**

Patrice Carpenter	14-11
Linda Carroll, CY	13-7
Renay Schoenlein	13-6
Hilary Bray, Arw	13-4½

**Youth Girls (b.1963-64)**

**100 yard Dash**

Sharon Ware, BEB	11.0
Arlene Brown, BAS	11.6
Nita Emerson, HT	11.6
Danelle Hopkins, Ori	11.6
Tanya Fuller, BAS	11.6

**220 yard Dash**

Karen Robinson, CY	26.1
Bonnie Robertson, ML	26.5
Sherrill Miller, CY	26.6

**440 yard Dash**

Sherrill Miller, CY	58.6
Bonnie Robertson, ML	60.3
Yvonne Campbell, Ori	60.7
Maree Hanson, Ori	60.9
Kelly Carpenter, CY	60.9

**880 yard Run**

Chris Manning, Ori	2:21.4
Stacie Demmon, CN	23.2
Tiffany Choy, SV	23.5
Lisa Van Buskirk, Or	27.4
Sarah Channess, WSP	27.5

**One mile Walk**

Chris Manning	5:08.3
Jeani Fuller, CNorth	14.3
Stacie Demmon	5:15.3
Lisa Van Buskirk	5:19.5
Enzy Martinez, WSP	5:21.7
Tiffany Choy	5:26.8

**80 meter Low Hurdles**

Sherifa Sanders, BEB	12.4
Stephanie Drewrey, HT	.6
Cari Venable, CY	12.6
Lynn Simmons, STS	13.4
Kim Anderson, Arw	13.9

**200 meter Low Hurdles**

Cari Venable	32.0
--------------	------

**One mile Walk**

Sue Dittman, Arrow	8:34.5
Alaine Nila, CY	9:05.0

**High Jump**

Kim Anderson	4-10
Marylou Rose, STS	4-10
Carol Gleason, CY	4-10
Molly Myall, SV	4-8

**Long Jump**

Danelle Hopkins, Or	17-1½
Crystal Caldwell	16-10½
Sharon Ware	16-10
Cari Venable	16-8
June Russell, HT	16-6
Roberta Scarpa, SV	15-8

**Shot Put (6 pound)**

Gillian Delear, Arw	38-8½
Alissa Weakley, CY	35-1
Stacey Moro, App	34-0½
Zina Estassi, SV	32-2

**Discus Throw (1.0 kg)**

Gillian Delear	102-6
Alissa Weakley	94-0
Stacey Wallis, Mon P	88-3
Zina Estassi, SV	85-11

**4 x 110 yard Relay**

Hilltop Track Club	50.8
Cupertino Yearlings	50.9

**880y Medley/4x440 Relays**

Orinda TC	1:55.1/4:13.4
Cup Yrlngs	1:59.8/4:09.6

**Pentathlon (80mH, 6#SP, High J, Long J, 200m)**

Laura Heizman, Arrow	3289
130, 31-8, 4-10, 16-1½, 27.2	
Heidi Ellis, Ori nda	3020
15.0, 31-2, 4-8, 15-5½, 26.8	

**Intermediate Girls (61-62)**

**100y-E. Jackson & L. Gess (BAS) both 11.0; 440- Cheryl Griffin (Woodside Striders) 59.0; 880- Heike Skaden (WS) 2:17.7**

**Shot Put (6 pound)**

Samia Estassi, SV	30-7½
-------------------	-------

**Baseball Throw**

Keri Johnson, STS	152-0
-------------------	-------

**4 x 110 yard Relay**

Hilltop Track Club	52.8
Cupertino Yearlings	56.6
Eastside Youth AC	57.7

**880 yard Medley Relay**

S Jose Candergals	2:02.5
1980 Track Club	2:03.9

# CALIFORNIA TRACK NEWS

A PUBLICATION DEVOTED TO CALIFORNIA TRACK

# STARTING LINE CALENDAR

On this page STARTING LINE presents the Calendar of forthcoming events of any organization catering to athletes 17 years and younger. While this is by no means a complete listing, it is intended to provide data for coaches, parents and schedule planners.

This Calendar is a good way to publicize the activities of your group. When submitting information, please include complete details, along the lines of material on this page. Note that our new deadlines for insertion are: October 15/Fall issue, January 15/Winter edition, May 5/Spring edition and August 10/Summer edition.

## SEPTEMBER

- 3 New York RRC Age Group Run, Christopher Morley Park, NYC (Boys & Girls, 5-Under & up, X-Country) Ed Quinlan (516) 352-4091  
10 New York RRC Age Group Runs, Alley Pond Park, Queens (Boys & Girls, 5-Under & up, X-Country) Vito DiTommaso (516) 764-1895  
10 Arrow Midwest Cross Country Meet, Youngstown, OH (B & G) Leigh Hare, 5060 Argonne Drive, Youngstown, OH 44515  
10 Lipke Cross Country "Invitational", Detroit, MI (B & G) Joe Smetanka, 24121 Meadow Bridge, Mt Clemens, MI 48043  
10 Spring Lake Cross Country Meet, Sebastapol, CA (B & G, Bantam & up) Fred Kenyon, 1609 Mariner Drive, Sebastapol, CA 95472  
10 Japanese Optimist X-Country Run, Griffith Pk, Los Angeles, CA (B & G) Dave Japs, 835 Oakdale, Rialto, CA 92376  
11 Triple Cities Runners Club Meet, Endwell, NY (Boys & Girls, Age Group) Alan Jones, 3717 Wildwood Drive, Endwell, NY 13760  
17 New Jersey AAU X-Country, Hunterdon County (B & G, 9-Under to 12-13) George Miller, RD #1, Box 481A, Ringoes, NJ 08551  
17 Florida Gold Coast X-Country, Miami, FL (B & G, Bantam & up) Eli Gagich, 10852 North Kendall Drive #212, Miami, FL 33176  
17 Quad Cities X-Country "Invitational", Bonelli Pk, Pomona, CA (Girls, Bantam & up) Dave Japs, 835 Oakdale, Rialto, CA 92376  
18 New York RRC Age Group Runs, Sunken Meadow Park, NYC (Boys & Girls, 5-Under & up, X-Country) Barry Geisler (212) 298-9873  
18 New Jersey AAU Cross Country, Union County (Boys & Girls, 7-Under to 12-13) George Miller, RD#1, Box 481A, Ringoes, NJ  
24 Florida Gold Coast X-Country, Miami (Boys & Girls, Bantam & up) Eli Gagich, 10852 N Kendall Drive, #212, Miami, FL 33176  
24 New Jersey AAU Cross Country, Hunterdon County (B & G, 9-Under to 12-13) George Miller, RD #1, Box 481A, Ringoes, NJ 08551  
24 South Bay Striders X-Country "Invitational", Wilmington, CA (Girls, Bantam & up) Dave Japs, 835 Oakdale, Rialto, CA 92376  
25 Alley Pond Park-Barbieri Championships, Queens, NY (B & G, 5-Under & up, Cross Country) Ed Quinlan (516) 352-4091  
25 New Jersey AAU Cross Country, Union County (B & G, 7-Under to 12-13) George Miller, RD #1, Box 481A, Ringoes, NJ 08551

## OCTOBER

- 1 New Jersey AAU Cross Country, Hunterdon County (B & G, 9-Under to 12-13) George Miller, RD #1, Box 481A, Ringoes, NJ 08551  
1 Blue Angel X-Country "Invitational", Fountain Valley, CA (Girls, Bantam & up) Dave Japs, 835 Oakdale, Rialto, CA 92376  
1 New York RRC Age Group Runs, Van Cortlandt Park, Bronx (B & G, 5-Under & up, X-Country) Barry Geisler (212) 298-9873  
2 New Jersey AAU Cross Country, Union County (B & G, 7-Under to 12-13) George Miller, RD #1, Box 481A, Ringoes, NJ 08551  
2 Issaquah (WA) Cross Country (Girls) John Coleman, 295 Mt Olympus Drive, SW, Issaquah, WA 98027  
8 New Jersey AAU Cross Country, Hunterdon County (B & G, 9-Under to 12-13) George Miller, RD#1, Box 481A, Ringoes, NJ 08551  
8 Florida Gold Coast Cross Country, Miami (B & G, Bantam & up) Robert Miller, 10327 SW 118 Street, Miami, FL 33176  
8 Kettering (OH) Cross Country "Invitational" (G & B, Bantam & up) Steve Price, 1117 Pursell, Dayton, OH 45420  
8-16 AAU National Convention, Columbus, OH  
9 New York RRC Age Group Runs, Van Cortlandt Park, Bronx (B & G, 5-Under & up, X-Country) Barry Geisler (212) 298-9873  
9 New Jersey AAU Cross Country, Union County (B & G, 7-Under to 12-13) George Miller, RD #1, Box 481A, Ringoes, NJ 08551  
15 New Jersey AAU Cross Country, Hunterdon County (B & G, 9-Under to 12-13) George Miller, RD #1, Box 481A, Ringoes, NJ 08551  
15 Reedley (CA) Fiesta Road Races (Girls, 9-under & up) Reedley Chamber of Commerce, 1724 - 11th Street, Reedley, CA 92364  
15 So California Cheetahs X-Country "Invitational", Walnut, CA (G, Bantam & up) Dave Japs, 835 Oakdale, Rialto, CA 92376  
16 Shore AC Open Meet, Ocean County Pk, Lakewood, NJ (B & G, X-C) Elliott Denman, 28 N Locust Ave, W Long Branch, NJ 07764  
16 New Jersey AAU Cross Country, Union County (B & G, 7-Under to 12-13) George Miller, RD #1, Box 481A, Ringoes, NJ 08551  
16 New York RRC Age Group Runs, Sunken Meadow Pk, NY (B & G, 5-Under 7 Up, Cross Country) Barry Geisler (212) 298-9873  
22 Florida Gold Coast Cross Country, Miami, FL (B & G, Bantam & up) Eli Gagich, 10852 N Kendall Drive #212, Miami, FL 33176  
22 New Jersey AAU Cross Country, Hunterdon County (B & G, 9-Under to 12-13) George Miller, RD #1, Box 481A, Ringoes, NJ 08551  
22 Point Mallard Runs, Decatur, AL (B & G, JHS & up, X-Country) Adam Williamson, 11400 Crestfield Dr, Huntsville, AL 35803  
23 New York RRC Age Group Runs, Van Cortlandt Park, Bronx (Boys & Girls, 5-Under & up, X-C) Barry Geisler (212) 298-9873  
23 New Jersey AAU Cross Country, Union County (B & G, 7-Under to 12-13) George Miller, RD #1, Box 481A, Ringoes, NJ 08551  
29 Florida Gold Coast Cross Country, Miami, FL (B & G, Bantam & up) Eli Gagich, 10852 N Kendall Driv #212, Miami, FL 33176  
29 New Jersey AAU Cross Country, Hunterdon County (B & G, 9-Under to 12-13) George Miller, RD #1, Box 481A, Ringoes, NJ 08551  
29 Adirondack AAU X-Country Championships, Rexford, NY (B & G, Age Group) John Ellison, 1 Hawley Drive, Balloon Lake, NY  
29 Wyoming State AAU X-Country Championships, Cheyenne (B & G, Bantam & up) Brent Weigner, 421 E 28, Cheyenne, WY 82001  
29 Ventura (CA) Cross Country "Invitational" (Girls, Bantam & up) Dave Japs, 835 Oakdale, Rialto, CA 92376  
30 Metropolitan Jr Olympic Championships, Sunken Meadow Pk, New York (B & G, Bantam to Sr, X-C) Barry Geisler (212) 298-9873  
30 New Jersey AAU X-Country Championships, Union County (B & G, 9-Under to 12-13) George Miller, RD #1, Box 481A, Ringoes, NJ

## NOVEMBER

- 5 USTFF NATIONAL X-COUNTRY CHAMPIONSHIPS, Kenosha, WI (B & G, 10-Under & up) Wayne Dannehl, U of Wisc-Parkside, Kenosha, WI  
6 NATIONAL RRCA X-COUNTRY CHAMPIONSHIPS, Bronx, NY (B & G, 5-Under & up) Barry Geisler, 2676 Morris Ave, Bronx, NY 10468  
6 Kansas Jr Olympic Cross Country, Lawrence (G & B, Bantam to Sr) Robin Davis, 2627 Missouri Street, Lawrence, KS 66044  
12 New York RRC Age Group Runs, Alley Pond Park, Queens (Boys & Girls, 5-Under & up) Vito DiTommaso (516) 764-1895  
12 Florida Gold Coast Cross Country, Miami, FL (B & G, Bantam & up) Robert Miller, 10327 SW 118 Street, Miami, FL 33176  
19 New York RRC Age Group Runs, Christopher Morley Park, NYC (Boys & Girls, 5-Under & up) Ed Quinlan (516) 352-4091  
19 Cheney (WA) Marathon & 20km Road Run (B & G) Ruth Van Kuren, 418 Cocolalla, Cheney, WA 99004  
26 Florida Gold Coast Jr Olympic Championships, Miami, FL (B & G, Bant to Sr, X-C) Eli Gagich, 10852 N Kendall Dr #212, Miami  
26 New York RRC Age Group Runs, Alley Pond Pk, Queens (B & G, 5-Under & up, X-Country) Vito DiTommaso (516) 764-1895  
26 NATIONAL AAU WOMEN'S X-COUNTRY CHAMPIONSHIPS, San Bernardino, CA (Bant to Jr Women) Bob Seaman, 13745 Beach St, Cerritos, CA

## NEXT ISSUE:

NATIONAL JUNIOR OLYMPICS  
EAST COAST AGE GROUP CLASSIC  
1977 BOYS & GIRLS AGE GROUP  
LISTS IN ALL DIVISIONS


A SUPER ISSUE

STARTING LINE  
P.O. Box 878  
Reseda, Calif. 91335

Address Correction Requested

RICHARD EDE COMP XXXXX  
627 N. INDIAN HILL  
CLAREMONT, CA 91711 (1)

# THE STARS OF TOMORROW IN TODAY'S *STARTING LINE*



THE TRACK & FIELD MAGAZINE  
FOR YOUNG ATHLETES—  
BOYS AND GIRLS

### CALENDAR OF EVENTS

Schedules of Track, Race Walking and Long  
Distance running events at all levels . . .

### RESULTS OF MEETS

In-depth coverage of Championship and Novice  
competition . . .

### TRAINING TECHNIQUES

Training articles and medical advice for the  
developing young athletes . . .

### HUMAN INTEREST AND FEATURE ARTICLES

Profiles and sketches of young athletes,  
their coaches and their teams . . .

### STATISTICAL LISTS & RANKINGS

National lists and rankings of best performances  
at the Junior track level.

READ ALL THE NEWS OF YOUR FAVORITE SPORT

ONLY \$5.00 FOR ONE YEAR'S SUBSCRIPTION,  
\$9.00 FOR TWO YEARS AND \$12.00 FOR THREE

# SUBSCRIBE TODAY

NAME \_\_\_\_\_

ADDRESS \_\_\_\_\_

CITY \_\_\_\_\_

STATE \_\_\_\_\_ ZIP \_\_\_\_\_

STARTING LINE P.O. BOX 878, RESEDA, CALIFORNIA 91335

CLUB OR TEAM \_\_\_\_\_

(affiliation)

Check one:

ATHLETE  COACH

PARENT

OTHER \_\_\_\_\_