

\$100




STARTING LINE

TRACK & FIELD FOR YOUNG ATHLETES

JANUARY - FEBRUARY 1973 VOL. 3 NO. 19

P. O. BOX 878, RESEDA, CALIFORNIA 91335



1973 IN REVIEW

Jr Olympics & AAU
Age-Group Lists

CONTESTS



FORUM

The Future of the U.S. in the Olympics

by Olga Connolly

Five time Olympian Olga Connolly has the advantage of being able to compare sports of different nations, since she spent her youth (and became the 1956 Olympic Discus Champion) in Czechoslovakia. Her ideas in the article above were excerpted from a special article written for the Los Angeles Times.

Nearly all the finalists in Munich were superbly conditioned, meticulously coached, full-time athletes. Those who came as hobbyists received no concessions from the judges, no mercy from the spectators. There was no room for old-fashioned amateurs in the 20th Olympics. The competition amounted to a non-bloody war, and I believe that rather than trying to deny it that we should face up to it.

There have been many suggestions concerning the Olympic ceremonies. I believe that the existence of nations, as well as the possibility that they can live in harmony, should be acknowledged by allowing the flags and national costumes or uniforms in the opening and closing ceremonies.

But during the awards' presentations I would like to see the flags eliminated, and instead of the anthems I would prefer the playing of some musical composition which elevates the brotherhood of man. Instead of medals, I would like to see works of art created by the world's artists especially for the Games presented to winners.

I would like to see every Olympic year proclaimed a year of Reconciliation. Although various conventions and symposia are being held all the time, I believe that if international Olympic congresses of scientists, physicians, economists, ecologists, sociologists, educators, philosophers, writers - and festivals or arts could also be programmed throughout the world for every Olympic year, the unity of within the Family of Man would be steadily improved.

Whatever else may evolve, the Games in Montreal will be another clash among nations and their social systems in sports. Should the United States participate?

I hope we will. This country has never run from a challenge. And we have been challenged heavily in Munich. Our entire social attitude towards Olympic sports must be evaluated. We simply cannot meet the challenge in Montreal unless we recognize that there are no major sports and minor sports. There are only sports that receive very much exposure, and sports that receive none.

There should be stardom at the end of the road of all Olympic sports. And so, ideally, it should be simply a matter of an individual's choosing the kind of physical challenge that suits best his or her phys-

ique, temperament, and personal philosophy or sense of aesthetics. I think that understanding this is a matter of mass education and should be reflected in newspaper sports pages and by other media.

How can we build a fine amateur sports program? I don't really know. There is no simple way. All I can do is offer suggestions for thought.

There has to be a two-level approach to the challenge. Of crucial importance is greater involvement at the community level, where the citizens, local governments and local industries give financial as well as motivational support to Olympic sports of their choice. Without such conscientious support, the existing amateur clubs will continue to barely breathe, and no new development will be possible.

Perhaps the Departments of Recreation and Parks could help with the organization of community clubs. All that costs money. Some of the money could perhaps come from government grants. Some European countries subsidize their programs from the profits of national sports lotteries.

The communities' apathy toward amateur sports together with the lack of facilities and expert coaches as well as the lack of financial backing, once appeared insurmountable. But that was before Munich. Perhaps the American pioneering spirit and ingenuity will once again come through before Montreal.

We need an Institute for Sports Medicine and Physiology which will dispense scientific training advice, without which success is no longer possible.

In track and field, anyway, coaches of the Olympic team ought to be selected at least two years in advance of the Games and they must be people respected by the athletes, and of proven knowledge in the areas of their responsibilities. The last-minute appointment of unpaid coaches simply has to be replaced by the hiring of experts at reasonable salary. All other countries pay their national coaches.

Indeed none of the suggestions I sketched above is very innovative or special. They are routinely followed in every country (except the United States) that wants to build a broad program and do well in the Olympics.

If the United States decided to participate and succeed in Montreal, we have to get busy. It's a challenge obviously beneficial to the present and future generations of the youth of this nation.

The opinions expressed in this column are not necessarily those of the editors of STARTING LINE. It is hoped that the pertinence and timeliness of the subjects discussed will stimulate our readers to re-examine their attitudes toward the sport of Track & Field. The editors invite comments on this and other topics.



JAN/FEB 1973
VOL.3 NO.19

STARTING LINE

P.O. BOX 878 - RESEDA, CALIFORNIA - 91335
(6402 Enfield Avenue, Reseda)
213 937-8586

Publishers & Editors
MAX ZUCKER and BILL PECK

On the Cover

TOP A very impressive picture of the DORMONT BOOSTERS TRACK CLUB, from Pittsburgh, Pa. Coached by JIM WURTZER

CENTER The MOUND TRACK CLUB, coached by MARK BECKER is one of the fine team from the Ohio area.

BOTTOM A jubilant group of novice runners, applauding the announcement of awards at a Los Angeles all-comers X-Country meet. Photo / DOUG SCHWAB

Art Direction GARY OLIVER
Production Assistant DOUG SCHWAB

Special Contributors

Dr. GABE MIRKIN *Medical column*
Dr. HARMON BROWN *Technical Material*
CALVIN BROWN *Girls Statistics*
CASEY IDE *Girls Feature*
BRICE HAMMERSTEIN *General feature*
MIKE IPSEN *Long Distance*
JIM HANLEY *Race Walking*
BROOKS JOHNSON *Technique & Training*
JACK SHEPARD *Boys High School*
BOB LORD *Junior Boys Feature*

WEST

Major Contributors

EAST

JOE HERZOG JOHN HARWICK
SUE HUMPHREY PETER KENNEY
KEN KARNES HUGO PRUTER
DALE KNOX STEVEN SUTTON
LYLE KNUDSON
PORTER MARTIN
BILL PETERSON
JOHN van BENTHEM

Photo Contributors

MIDWEST
MARK BECKER
STEVE PRICE
SOUTH
ELI GAGICH
HERMAN GOLDBERG
WINSTON WALLACE

CALVIN BROWN
DON CHADEZ
JEFF JOHNSON
RAY KROKER
DOUG SCHWAB
PAUL SUTTON
STEVEN SUTTON

STARTING LINE is published monthly, except in February, May, September and November.

Second class postage paid at Reseda, California 91335

SUBSCRIPTION RATES

Regular Mail

ONE YEAR (8 issues)
ONE YEAR (8 issues) - \$5.00
2 YEARS (16 issues) - \$8.00
3 YEARS (24 issues) - \$10.00

Add \$2.00 per year for First Class mail, and \$3.00 per year for Air Mail. All rates are for mail within the U.S. and Canada. Inquire for other rates.

CHANGE OF ADDRESS

Make sure to keep us notified of any change of address. Include old and new Zip code.

The next mailing date of STARTING LINE is March the 23rd.

From the Editors

We receive a substantial amount of mail, some good and some not so good. We are delighted by both. The "good mail" gives us a feeling of satisfaction, as it suggests that we are doing a good job, everything considered; the "not so good mail" is equally welcomed, as it provides us with food for thoughts and indirectly generates a climate for re-evaluation and changes.

Recently we received a note, attached to a renewal form. In so many words the sender told us to keep sending him the magazine, but what a pity, he added, that it had so little "meat".

We are aware that within 20 pages and a few 24's, it is difficult to insert all the material we would like. What with results, lists, regular columns, profiles, feature stories, calendar and photos, we would need many more pages. But we are open minded, and that note made us take a second look at this issue.

There is no doubt that there is plenty of room for improvements, but there is one thing one must say about this issue **IT'S GOT "MEAT"**.

Take a close look at the section below and be the judge.

KEEP THE MAIL COMING...

In This Issue

The future of the U.S. in the Olympics	2
USA vs West Germany - Boys teams compared	4
Age group boys performance charts	5 & 20
1972 age group boys highlights	5 & 20
Girls Interscholastic Track	6
Girls Junior Ranking for 1972	7 & 21
Latest X-Country & Indoor Results	8 thru 12
Calendar of forthcoming events	12
Boys & Girls Junior Olympic Tabulations	13 thru 16
Boys 1972 AAU National standings	16 and 17
Technique & Training (Part II of "the Sprints")	18
Medical advice	18
Good books to read	19
Race Walking News	20
Final 1972 Girls Shot & Discus Contest	22 and 23
National Contest for Schools (Postal 6mns Run)	22
Athletes in action (Photo layout)	24

STARTING LINE is generally devoted to reporting track and field for boys and girls of high school age and younger, though no attempt is made to cover boys interscholastic track & field in depth.

GIRLS and BOYS TRACK SCENE

USA vs. WEST GERMANY Junior Teams Compared

How will U.S. Juniors stack up against their rivals in a series of three international dual meets scheduled for Europe this summer? The first meet of the tour is scheduled for July 14-15 against the West German Junior team at Heidenheim. In the comparison below, which is based on the best performances of the top eligible juniors from last year, the U.S. Boys team would fare very well on paper. We'll compare the Girls teams in a future issue.

JACK SHEPARD compiled the list of best performers of 1972, among those who are eligible for the U.S. Junior Championships in Gainesville, Florida on June 22-23. Top placers in this meet will qualify for the U.S. Team. *Leichtathletik* (authoritative West German track & field weekly) was our source for top performers from "Bundesrepublik Deutschland". (Times marked with asterisk have been converted from marks made at equivalent English distances).

	WEST GERMANY	UNITED STATES
100m	Klaus Lemke.....10.5	Johnny Williams...*10.3
DASH	Roland Schroeder...10.5	Mike Ross.....*10.3
and	Claus Marek.....10.6	Allen Misher.....*10.3
RELAY	Udo Gannet.....10.6	Pablo Franco.....*10.4
200m	Klaus Lemke.....21.4	Carl McCullough...*20.7
DASH	Rudiger Harksen...21.6	Johnny Williams...*20.8
400m	Gunter Uhlig.....48.5	Ron Ray.....*45.5
DASH	Lothar Krieg.....48.6	Barney Cobb.....*46.8
and	Gerd Loechel...48.7	Pearlie Harris...*47.0
RELAY	Hans-G. Machel...48.8	Tony Lawson.....*47.1
110m	Volker Warbende...14.6	Larry Shipp.....13.9
HURD.	(others are not known)	Allen Misher.....14.1
400m	Hans-G. Machel...53.2	Harold Schwab...52.9
HURD.	Peter Wittke.....54.4	Bruce Scully...#36.6
		# = 330 Hurdles
800m	Paul Benz.....1:52.2	Dale Scott.....*1:47.8
RUN	K. Scheidtsteger 1:52.2	Greg Gibson...*1:50.3
1500m	Hans-J. Orthmann 3:48.7	Curtis Beck...*3:45.8
RUN	Karl Fleschen...3:49.2	Mark Schilling.*3:46.7
3000m	Gerhard Kramer...9:30.2	Bill Glad.....9:30.2
SC	Wolfgang Borgman*9:34.8	Gordy Braun.....9:30.2

CORRECTION:

We would like to report and correct some errors we made in tabulating the results of the RRCA National X-Country Championship's 10-11 boys division.

The correct standings were as follow:

- 1- JOHN SINGER (Saginaw, Mich) 9:02; 2- SCOTT DAHM (kettering , Ohio) 9:15; 3- BRUCE TROUT (Laurel, Md) 9:15; 4- RICHARD MOORE (New Hyde Park, L.I.) 9:21; 5- DENNIS HORDEN (Mich) 9:40; 6- FRANK LOZUPONE (Washington, DC) 9:40; 7- TIM MCCARTHY (Yonkers, NY) 9:43; 8- RAY ROSS (Seldon, L.I.) 9:44; 9- SEAN ROCHE (Yonkers, NY) 9:47; 10- SEAN TRAUER (Yonkers, NY) 9:51

We want to apologize especially to young RICHARD MOORE, who placed fourth and was left out entirely in the Dec. issue's report. All is well that ends well.

5000m	Hans-J.Orthmann 14:40.8	Craig Virgin...14:14.6
RUN	Guenter Zahn...14:53.4	Terry Williams*14:20.8
10000m	(best performers	Terry Williams*31:13.0
RUN	are not known)	Glen Wilburn...*31:32.6
10000m	(best performers	Jim Bentley.....50:51
WALK	are not known)	Barry Harwick...51:51
HIGH	H-J. Wildfoerster 6-11 $\frac{1}{2}$	Lee Brach.....7-0
JUMP	Theo Walpurgis....6- 8 $\frac{3}{4}$	Jay Meisler.....7-0
POLE	Theo Walpurgis....15-9	Craig Brigham...16-4
VAULT	Wolfgang Lieber...15-6 $\frac{1}{4}$	Richard Baggett..15-9 $\frac{3}{4}$
LONG	Gunar Kaiser.....25-1 $\frac{1}{2}$	Gerald Hardeman..25-9 $\frac{1}{2}$
JUMP	Hans-P. Briegel...24-5	Carl McCullough..25-5
TRIPLE	Wolfgang Kolmsee...49-1 $\frac{3}{4}$	David Knapp.....49-4 $\frac{1}{2}$
JUMP	Hans-P. Briegel...49-1 $\frac{1}{2}$	Victor White....49-4 $\frac{1}{4}$
SHOT	Joachim Tremmel...#56-8 $\frac{1}{4}$	Ron Semkiw.....59- 6 $\frac{1}{2}$
PUT	Gundolf Baucks...#54-1 $\frac{3}{4}$	Mike Budincich..56-11
	# = with junior shot	
DISCUS	Hubert Berger....171-8	Brett Duli.....165-1
THROW	Rainier Eilers...#179-9	Scott Overton...#200-1
	# = 1.5 kg discus	# = 1.6 kg discus
HAMMER	Peter Stadlbauer #195-7	Alvin Jackson...191-11
THROW	Harald Schwenzig #187-6	Phil Bartlett...179- 2
	# = with junior hammer	
JAV.	Georg Baur.....230-3	Bruce Dow.....247-11
THROW	Matthias Ruprecht 221-9	Jeff Carter.....239- 8

Why be too loose or uptight?
Get a shoe that fits you right.



Most track shoes come w-i-d-e. Then you have a long lace operation to make them tight so they will give you some kind of fit. NEW BALANCE shoes are different. They come in exact widths. It's easy to get a comfortable, correct fit. The shorter lacing gives you a more flexible vamp for easier running action. Special design based on orthopedic principles gives you natural foot action which helps prevent foot, leg and knee problems. The Ripple* sole absorbs shock, reduces fatigue and improves traction. More real features than other track shoes. Find out for yourself.

AVAILABLE IN EXACT SIZES

B, C: 4 $\frac{1}{2}$ -13 D, E: 6-13

Non-stock sizes available

Send for catalog L

NEW BALANCE

ATHLETIC SHOE CO.

176 BELMONT ST. WATERTOWN, MASS. 02172

AGE GROUP BOYS PERFORMANCE CHARTS
COMPARISON and 1972 BOYS HIGHLIGHTS

by **Max Zucker**

Track and Field for boys at the Junior age group level is a relatively young sport. It has, however, grown rather rapidly and it's time to find out to what degree it has improved, in terms of performances.

In the following pages we have put together a series of comparison charts of the leading performances, from pre-1971 through 1972. Each section has three parts - the leading performance, the 10th and the 25th best mark. This study might give the young athletes an idea of where they stand.

A short summary of outstanding athletes of the 1972 season has also been included. The 13 and under divisions will be covered in this issue, and the highlights of the 14 and over boys will be discussed in a future issue of **STARTING LINE**.

NOTE: The pre-'71 marks were collected from a variety of sources, but are reasonably accurate. The 1971 and '72 marks were compiled from complete result sheets only and according to our standards of acceptance (see **TIME & SPACE** in our last issue).

NINE & UNDER DIVISION	PRE - 1971			1971			1972		
	1st	10th	25th	1st	10th	25th	1st	10th	25th
50 yds	6.5	7.2	7.6	6.6	6.8	7.2	6.7	6.9	7.1
100 yds	12.4	13.1	13.7	12.5	13.0	13.5	12.3	12.9	13.3
220 yds	29.0	31.0	32.8	29.7	31.0	32.7	28.9	30.4	31.2
440 yds	66.9	71.4	76.5	66.3	70.3	75.0	66.2	71.0	73.3
880 yds	2:33.5	2:44.5	2:55.8	2:29.6	2:48.3	---	2:37.1	2:44.1	2:50.5
1 Mile	5:22.2	5:50.5	6:15.0	5:21.3	5:40.8	6:02.0	5:25.0	5:45.6	6:10.0
Long Jump	14-10	12-10	11-4	15-1 $\frac{1}{4}$	13- 4	11-10	14-1 $\frac{1}{2}$	13-4 $\frac{3}{4}$	12-7
High Jump	4-4	3-9	3-5	4-5 $\frac{1}{4}$	3-11	3- 8	4-3 $\frac{1}{4}$	3-11	3-6

9 and UNDER TOP ATHLETE of 1972

SCOTT FRIEND from Santa Clara, Cal., (pictured at right), running for the San Jose Yearlings. Scott was unbeatable in the sprints and outstanding in the long jump.

His best performances for 1972 were: 100/12.3; 220/28.9; 440/67.2; 14-1/LJ.



Other outstanding performers

MARK MATRANGA (San Jose, Cal.)
 GENE MIRKIN (Rockville, Md.)
 JIM BANISH (Arvada, Colo.)
 GREG BENTLEY (Reno, Nevada)

Promising young 8 year olds

DAVID RODIGO (Carmichael, Ca.)
 MIKE ASSUMMA (Rialto, Ca.)
 MIKE SHERRARD (Menlo Park, Ca.)

TEN & ELEVEN DIVISION	PRE - 1971			1971			1972		
	1st	10th	25th	1st	10th	25th	1st	10th	25th
50 yds	6.2	6.5	6.9	6.1	6.4	6.5	6.4	6.6	6.7
100 yds	11.6	12.0	12.4	11.4	12.0	12.4	11.6	12.0	12.3
220 yds	27.4	28.5	30.4	26.5	28.3	29.8	26.7	27.6	28.3
440 yds	62.0	65.8	68.6	60.7	63.0	65.9	62.4	64.4	65.9
880 yds	2:23.0	2:35.0	2:44.5	2:17.3	2:30.0	2:34.8	2:24.0	2:30.0	2:36.9
1 Mile	5:08.9	5:37.5	5:49.8	5:00.3	5:21.0	5:34.2	4:57.8	5:23.0	5:33.0
High Jump	5-2 $\frac{1}{2}$	4-6	4-3	4-10 $\frac{1}{4}$	4-7	4-5 $\frac{1}{2}$	4-11	4-8	4-6
Long Jump	18-1 $\frac{1}{4}$	15-1 $\frac{1}{2}$	14-4	16-10 $\frac{1}{2}$	15-10	14-9 $\frac{1}{2}$	16-5 $\frac{1}{2}$	15-6	14-10
Shot Put (61b)	39-2	26- $\frac{1}{2}$	---	39-5 $\frac{1}{2}$	33-4 $\frac{1}{2}$	28-1	38-10	31-1	28-4

TEN & ELEVEN TOP ATHLETE of 1972

Twins CHARLES and FRANK ASSUMMA from Rialto, Cal. (pictured at right). Members of the Sports United Rialto Roadrunners.

Charles was the first and only 11 yr old boy to break the 5:00 in the mile. Both youngsters had unique sub-11:00 2 miles. 1972 Best performances: CHARLES - 4:57.8/Mile (passing times 2:24/880 and 3:42/1320); 10:30.5/2mile. FRANK - 2:24/880; 5:02.3/mile and 10:50/2 miles.



Other Outstanding Performers

ALAN AIKEN (Baldwin Park, Ca.)
 LANORIS MARSHALL (Albuquerque, N.M.)
 ANDRE FRANCIS (Miami, Fla.)
 MIKE CAROTHERS (Salinas, Ca.)
 DARRYL THORNTON (Albuquerque, N.M.)

Promising young 10 year olds

O.J. WADDELL (Los Angeles, Ca.)
 TODD KNOX (Wasco, Ca.)
 ROGER PHILLIPS (West Covina, Ca.)
 BRUCE TROUT (Laurel, Md.)
 RAYMOND COOK (Northridge, Ca.)

GIRLS INTERSCHOLASTIC TRACK

At long last, girls interscholastic sports are beginning to get off the ground in many states. In order to cover this growing phenomena, in the sport of track & field at least, Starting Line intends to regularly devote space to significant and newsworthy developments in girls junior and senior high school track and cross country.

We encourage athletes and coaches to keep us informed of developments in girls track at the school level, in their area (results and background are welcome). In the meantime, we present below some of the interesting "tidbits" which were sent to us during 1972.

Thinly populated Wyoming now conducts a girls state track meet in two classes. Last year, DONNA WENDLING of host Powell High School and CHRIS BROWN (Riverton HS) were double winners in Class A (large schools). Chris took the 440 in 63.8 and 50 yard low hurdles in 7.6, while Donna swept the distance runs at high altitude in 2:34.1 and 5:44.7. JO WATSABAUGH (Gillette) won the 220 (27.2) and was second in the 100 after setting a state record (11.6) in the prelims. SARA MARTIN of Laramie High long jumped 16-0 $\frac{1}{2}$ and was second in the hurdles. PATTY HOWE (Buffalo) and FONDA BRANSCOM (Newcastle) set state records in the high jump at 4-10 and discus throw with a 95-6 toss.



In Class B (small schools) the Meeteetse HS trio of MELODY ROSE, who won the discus in 95-9 $\frac{1}{2}$, MARCY WINDSOR, who took the hurdles in 7.8, and TERESA SWENSON, who ran 11.7 to win the 100, were the top stars. In addition to the events mentioned, a 50 yard dash, 440 relay, standing long jump and softball throw were also contested. A total of 37 schools scored points.

In Massachusetts, CLAUDIA GRAHAM of Melrose High School held off fast closing DEBBIE MUELLER (Bellingham) for the state individual title in cross country, while Lawrence HS of Falmouth romped to an easy team win. Claudia covered the rolling 1.5 mile Falmouth course in 10:06 to finish 3 seconds ahead of Debbie, who is a 13 year-old seventh grader. Pre-race favorite CINDY SHEPHERD of Lawrence was third (at 10:13) but led her team, which scored 20 points to 62 for runner-up Lunenberg High. Gardner HS, with fourth placer JULIE LaFRENIERE, was third team with 103. The Lawrence scorers were composed of two juniors, two sophomores and a freshman. Twelve teams and 102 girls started the race.

Another New England state which has started girls interscholastic cross country is Connecticut. The state's leading team is St. Bernard of Norwich (pictured below with Father Russell Boisvert, right). Coach NORM HIGGINS, former national marathon champ, arranged a five meet schedule for the girls, none of whom has been running more than a year. The team is led by LYNDA JORDAN (fourth from left), BARBARA LUSK (second from rt) and CAROL MARMAUD (3rd from rt)



LuANN SIMON of Woodland, Washington, clears the last hurdle (above) on her way to a perfect record in the state high school meet. Starting as a freshman, LuAnn has won the low hurdles all four years the Washington state meet has been contested. Last year she ran 10.99 to win the 80-yard lows.



Feather-light, durable and designed for competition, Broderick's colorful, two-way stretch knit Team Uniforms move and breathe with the action...Choice of National and International Teams plus schools, clubs and teams all over the world. Write today for Teamwear Brochure,

Broderick U.S.A.

P.O. Box 6096, Glendale, California 91205 / Phone (213) 246-2446

GIRLS JUNIOR RANKING for 1972

by Bill Peck


Following on these pages is the Second Annual US Girls Junior Rankings for the 1972 Season. The initial ranking by Starting Line (for the year 1971) appeared in the first edition of the Starting Line Handbook. For last season, Girls born in 1954 or later are ranked according to their performances for the entire 1972 season, not merely on the basis of their best time for the year.

Girls are ranked on the basis of three factors: (1) her performance in the most important meets of year, (2) her consistency throughout the season and (3) her best mark for the year. Weighed heavily in the rankings were such important meets as the National AAU Girls and Women's Championships at Canton, Ohio, the Olympic Trials (Frederick, Md), National Junior Olympics (Spokane, Wash) and for some events, the United States Youth Games (Detroit, Mich) and California State AAU Meet at Hayward. In the case of a fortunate few, the Olympic Games in Munich were also on their schedule.

The top ten performers (in most standard events) are ranked below in the order of their outdoor record for the 1972 season, with their hometown and highlights of their season:

100 yard/100 meter Dash

1-PAM GREENE (Denver, Colo) ran 11.5m or better four times, finishing sixth in the Olympic Trials and AAU Womens. 2-JACKIE THOMPSON (San Diego, Ca) was the AAU Girls champ with a best of 11.5m. 3-ALFREDA DANIELS (Detroit, Mich) was AAU Girls runnerup and OT finalist with a best of 10.5y. 4-MABLE FERGERSON (Pomona, Ca) ran 11.5m or better eight times, but competed in other events in major meets. 5-LYNN SMITH (Detroit) ran 3rd in the Girls AAU at 10.8y. 6-JANICE WISER (Chillum, Md) won the National Junior Olympics at 10.6y, after being eliminated in a heat at the Girls AAU. 7-JANE OAS (Wayzata, Minn) was third in the JO and fifth in Girls AAU with best of 10.8y. 8-MAUREEN ABARE (San Diego) was fourth in Girls AAU finals but was second at Spokane with 10.7y best. 10-DEBRA EDWARDS (Houston, Tex) streaked to early season 10.5y/10.6y times.



WENDY KOENIG



LURIE FIGUREID

200 meter/220 yard Dash

1-THOMPSON surprised all by reaching the semi-finals at Munich (23.2m), after winning Olympic Trials and Girls AAU. 2-GREENE reached Olympic Games quarter-finals, after finishing third at Trials and Women's AAU (23.6m best). 3-FERGERSON beat the best often and had best of 23.5y, but ran quarter in big meets. 4-ABARE was under 24.0m twice, was second in Girls AAU and fifth at Frederick. 5-WISER took third in Girls AAU but completed double win at Spokane at 24.1y. 6-ALICE WATSON (Albuquerque, NM) was fourth in Girls AAU at age 14. 7-ROSLYN BRYANT (Chicago, Ill) was second and 8-PAM RIGGS (Mt Lake Terrace, Wash) was third at Spokane. 9-OAS was fifth in both Girls AAU and JO. 10-MICHELLE McMILLAN (Brooklyn, NY) ran a good 24.2m.

400 meter/440 yard Dash

1-FERGERSON was a solid fifth at Munich after finishing second at Canton and third at Frederick. 2-EDWARDS won the Girls AAU and Olympic Trials with 53.3m mark. 3-PAT HELMS (Philadelphia, Pa) was fourth in both AAU Nationals and second at Spokane as 14 year-old. 4-CAROL HUDSON (Albuquerque) sped a 53.6y; but was well back in Girls AAU. 5-WENDY KOENIG (Estes Park, Colo) ran 55.1y and was second in Girls AAU. 6-SHEILA INGRAM (Washington, DC) ran 54.7m and 55.2y in top early season races. 7-LAURIE FIGUREID (Warren, RI) ran 55.4y in winning National JO. 8-KAREN WILLIS (Nashville, Tenn) was third in Girls AAU at 56.1y. 9-ABARE ran under 56 seconds four times. 10-CHARISSE DeHAVEN (Ft Wayne, Ind) was fifth in Girls AAU at age 14.

800 meter/880 yard Run

1-HUDSON won the Women's AAU and was third at OT, but missed Olympic qualifying standard. 2-KOENIG was chosen for Olympic team on basis of her 2:05.4y before finishing well back at Canton and Frederick. 3-KATHY GIBBONS (Phoenix, Ariz) finished ahead of Koenig in the Women's AAU and ran a 2:06.4y best. 4-ANNE GALLAHER (Phoenix) was Girls AAU champ and was sixth at Frederick. 5-SUE PARKS (Lincoln Park, Mich) was third in Girls AAU and ran 2:07.9m earlier. 6-LINDA STECKER (Albuquerque) was Girls AAU runnerup. 7-TENA ANEX (Fair Oaks, Ca) had a 2:12.0y best. 8-DEBRA VETTER (Upper Arlington, Oh) was fourth in Girls AAU and ran 2:14.3y. 9-DEBBIE BECK (Ambler, Pa) finished sixth in Girls AAU. The last four were age 15. 10-MONIQUE OPIOLA (Bloomington, Ind) was National JO champ.

1500 meter/One mile Run

1-EILEEN CLAUGUS (Sacramento, Ca) was second in Womens AAU and fourth at Olympic Trials at 4:22.1m. 2-KATHY GIBBONS had 4:18.9m best, but was third in Women's AAU and seventh at Frederick. 3-DEBBIE HEALD (La Mirada, Ca) had two early wins over Gibbons and 4:24.3m before injuries ended her season. 4-ANEX was convincing winner of Girls AAU. 5-PARKS had three good races in 4:29.4m/4:54.7y range. 6-DEBRA JOHNSON (Rialto, Ca) was solid second and 7-VAL EBERLY (San Jose, Ca) was third in Girls AAU. 8-ROBIN EVANS (Manilla, Ia) ran 4:55y twice in early season. 9-ANITA SCANDURRA (Long Is, NY) was fifth twice at Canton. 10-MARY DECKER (Garden Grove, Ca) ran 4:55y at age 13.

3000 meter/Two mile Run

1-ANEX was National Women's AAU champ at 9:42.6m. In the same race, 2-ELLYN CORNISH (Frederick, Md) was 3rd 3-LYNN LOVAT (Lincoln Park) finished fourth and 4-EBERLY was sixth. 5-SANDY LANGAN (Carmichael, Ca) ran a 10:09.4m in June.

(continued on page 21)

THE FINISH LINE

A Summary of Results

This section includes nationwide results. In order to have good coverage from your area, everyone is encouraged to submit results to STARTING LINE, P.O. Box 878, Reseda, Calif. 91335. For inclusion in next issue, please submit results at least two weeks prior to mailing date shown on page 3 of this magazine. If possible, include the following information:

- ** Date of Meet and Meet Site (name of stadium and city)
- ** Type of facilities (all-weather, cinder, indoor, etc.)
- ** Name of Meet Director and Sponsoring Organization
- ** First and last names of all timed or measured competitors with their marks (including heats & qualifying rounds)
- ** Wind assistance information (sprints, hurdles and jumps)
- ** Weight of implements (shot, discus, javelin, etc.)
- ** Height and number of hurdles, plus distance of hurdle races
- ** Hometown or team affiliation of listed athletes
- ** Other pertinent or interesting information (weather, number of competitors, age of outstanding athletes, etc.)

CROSS COUNTRY RESULTS

SOUTHERN CALIFORNIA CHEETAHS GIRLS CROSS COUNTRY "INVITATIONAL"
WALNUT, California - October 22 - from BILL PETERSON

The 12-13 team honors escaped the grasp of the Sports United Rialto Roadrunners, but they swept the rest at this fourth annual get together at Mount San Antonio College's hills and dales.

Among the 218 finishers, the outstanding individual performance may have been the second place standing of KATHY JEWELL, only five seconds behind MARY DECKER and ahead of DEBBIE JOHNSON.

The host team won two individual races and the 12-13 team honors. The most exciting encounter took place in the 9-under race, in which the top five placers were only three seconds apart! LEADING RESULTS:

Girls 10-11	Corinne Nunez, SURR 7:04	Jamie Bowen, LkwdSprtn 19
Susie Sanchez, SURR 7:05	Becky Wolfenbarger, SC 19	Marsha Pierce, LMM 9:19
Donna Sanchez, SURR 7:09	Linda Brodock, SURR 9:21	Reegis Waters, SCC 9:24
Penny Bridges, SURR 7:13	Shelly Waters, SCC 7:14	Janette Wandle, LBC 7:15
Jill Lineberger, SCC 7:20	Diane Karg, VlyBelles :21	Terri Clark, PP 7:23
Terri Webster, SCC 7:25	Becky Gomez, SURR 7:26	Teri Beamish, LMM 7:27
Julie Franks 7:28	Susan Keith, SURR 7:29	Hedy Hafen, SCC 7:30
Charm Bishop, SCC 7:30	Emily Diaz, SCC 7:32	Kim MacMillan, SURR 7:32
Paula Rose, OC 7:32	Katie Ross, PP 7:34	Tawny Ferree, LBC 7:36
Vicky Flores, SURR 7:37	Laura Katzer, LBC 7:39	Christy Vanzant, SCC 7:40
Pam Petersen, SCC 7:41	Terri Lorenz, SURR 7:42	Lorina Hovarter, PP 7:43
Laurie Johnson, SURR 7:44	Chris Tomasic, LBC 7:44	(84 Finishers)

Leading Teams	So Calif Cheetahs 66
Long Beach Comets 91	La Mirada Meteors 101
Blue Angels 114	

Girls 14-17	Mary Decker, BA 11:13
Kathy Jewell, LBC 11:18	Debbie Johnson, SURR :34
Esther Marquez, SURR :37	Sonia Gerth, SURR 11:43
Doreen Assumma, SURR :45	Effie Jordan, SURR 12:21
Lynn Hollins, SURR 12:28	Theresa Caudillo, LBC :31
Sofia Rivera, SCC 12:33	Shelley Lewis 12:44
Ruth Kleinsasser 12:49	Susie DeAngelis, LBC :50
(31 Finishers)	

Leading Teams	Sports Un-Rialto RR 21
So Calif Cheetahs 50	Long Beach Comets 110
Paramount Pacers 151	

Girls 12-13	Pam Penn, SCC 8:38	Linda McQuarrie, LBC 8:43	Laurie Jewell, LBC 8:47	Marie Albert, SURR 8:54	Janet Waterbury, OC 9:08	Leoni Wange, BA 9:13
--------------------	--------------------	---------------------------	-------------------------	-------------------------	--------------------------	----------------------



DANIELLE MOJICA

Photo / Doug Schnab

Girls 9 & Under	Danielle Mojica, SCC 6:22	Carol Lantry, BA 6:23	Cindy Nunez, SURR 6:24	Kristi Wilson 6:24	Joni Caldwell, BA 6:25	Lynell Wankow, SURR 6:28	Tracy Waterbury, OC 6:32	Vicky Cook, SURR 6:34	Cimi Ruderman, SURR 6:39	Kelly McElroy, SURR 6:39	Andrea Kirkorn, LMM 6:40	Angie Gregoire, SCC 6:41	Tracey Hughes, OC 6:45	Wendy Bigham, SURR 6:46	Sandra Katzer, LBC 6:47	Jill Gillingham, BA 6:49
----------------------------	---------------------------	-----------------------	------------------------	--------------------	------------------------	--------------------------	--------------------------	-----------------------	--------------------------	--------------------------	--------------------------	--------------------------	------------------------	-------------------------	-------------------------	--------------------------

Leading Teams	Sports Un-Rialto RR 36
So Calif Cheetahs 70	Blue Angels 75
Orange Coast GTC 104	

JAMES LYLE MEMORIAL TURKEY TROT

DES MOINES, Iowa - November 23 -

MIKE DIMENT (12) toured the roads of Waterworks Park in his home town in a superb 31 minutes flat, to highlight this fifth Annual AAU run.

Mike's 10 year-old sisters, KATHY and BARBARA finished in a dead heat in the junior high school girls two mile at 14:27. Forty four runners finished the 2 sections of the races.

EASTERN GIRLS CROSS COUNTRY RUNS

PENNSVILLE, New Jersey - October 21 - from GABE MIRKIN

This meet hosted by Dave Romansky's South Jersey Chargers turned out to be a dual meet between Sports International (DC) and the Ambler Olympic Club (Pa) runners, with the former getting most of the best of it.

Among the 119 finishers, the highlights went to the Ambler trio of ROBIN PERRY, DEBBIE BECK and LISA VERNON who swept the 14-over division.

All age group races were 1.6 miles, over nearly flat rolling grass. RESULTS OF AGE GROUP BOYS AND GIRLS RACES:

Boys 9-Under: 1-Chris Sherwin (Sports International) 9:21, 2-Bob Ryerson (Laurel Boys Club) 9:23, 3-Teddy Good (SI) 9:50, 4-Maurice Coverdale (Delaware Sports Club) 10:19; **Boys 10 & Over:** 1-Richard Schuette (SI, age 13) 8:57, 2-George Gibbs (Del, 13) 9:12, 3-Bill Harrar (Ambler Olympic Club, 11) 9:15, 4-Dave Saunders (Catholic Youth Organization, 11) 9:26, 5-Gene Mirkin (SI, 10) 9:27, 6-Joe Bawdoniak (Amb, 10) 9:43, 7-Joe Interlandi (SI,10) 9:48

MARIANNE FOWLER




Photo / Steven Sutton

Girls 9-Under	Marianne Fowler, SI 9:57	Tarrin Harrar, Amb 10:01	Tracy Grant, SI 10:05	Jennifer Clement, A 10:14	Tracy Wilson, Amb 10:18	Adelle Robinson, A 10:19	Jan Mirkin, SI 10:20	Peggy Powers, SJC 10:21	Beverly Powell, SI 10:25	Jan Gray, Frederick 10:27	Jewa Lea, SI 10:28	K. McConnell, Fred 10:31
----------------------	--------------------------	--------------------------	-----------------------	---------------------------	-------------------------	--------------------------	----------------------	-------------------------	--------------------------	---------------------------	--------------------	--------------------------

Leading Teams	Sports Internat'l 31	Ambler OC 36	Frederick T&FC 64
----------------------	----------------------	--------------	-------------------

Girls 10-11	Donna Campbell, SI 8:59	Monica Sherwin, SI 9:25	Jill Hawcrth, SI 9:30	Aileen O'Connor, SI 9:32	Pam Dutton, Fred 9:43	Andrea Bawdoniak, A 9:47	D. Dean, Ambler OC 10:00	K. Kennedy, Ambler 10:01	T. Thompson, Lamott 10:11	Robin Powell, SI 10:12	Bev Jones, LamottTC 10:13
--------------------	-------------------------	-------------------------	-----------------------	--------------------------	-----------------------	--------------------------	--------------------------	--------------------------	---------------------------	------------------------	---------------------------

Girls 12-13	Robin Campbell, SI 8:52	Robin HollidayokeSI 9:12	Daphne Carey, Fred 9:43	Mary Mills, CYO 9:45	Leslie Fowler, SI 9:46	Aneyeus Robinson, SI 9:56	Diana Levallen, SJC 10:01	Barb Martin, Fred 10:02	Diane Lewis, Gateway :05
--------------------	-------------------------	--------------------------	-------------------------	----------------------	------------------------	---------------------------	---------------------------	-------------------------	--------------------------

METROPOLITAN AAU GIRLS CROSS COUNTRY CHAMPIONSHIPS

BRONX, New York - October 22 - from HUGO PRUTER

Seven teams and 127 individual finishers in this closed competition culminated the finest girls season the association has ever had.

While the Long Island Golden Spikes topped the 12-13 division in their usual decisive manner, Suffolk Athletic Club took the other team titles, including the Women's race with a young team of ANNE McRAE, 16, (first in 14:52 over the 2 1/2 mile Van Courtland Park course), ANITA SCANDURRA, 17, the daughter of meet director Aldo Scandurra (second) and RICKY ROSS (third).

AGE GROUP INDIVIDUAL AND TEAM RESULTS:

Girls 9 & Under (1.0 mi)	Kim Chavis, PAL 7:48	Mary Sollin, LIGS 7:48	Lisa Sherrill, Atoms 7:55	Pat Dunn, LIGS 7:56	Martha Minges, Atms 8:04	Laura Sisto, BrklynStr 05	Joy Roenbuck, Suf 8:07	Renee Adams, PAL 8:25	Nancy McSherry, Suf 8:26	Ann Donohue, LIGS 8:31	Joy Edwaeds, PAL 8:34	Theresa Knuppel, Suf 8:35	Nnemdi Aroh, Atoms 8:38	Cathy Anderson, LIGS 8:39	Evyonne Moye, FH 8:40	Lee Kornberger, LIGS 8:41	Florence Zafran, BS 8:41	Renee Miglino, Suf 8:42	Barbara Anderson, LIGS 43
Leading Teams	Suffolk AC 30	L I Golden Spikes 36																	
Girls 10-11 (1.25 mi)	Linda Kizale, Suf 7:29	Sherry Gamble, FH 7:42	Alberta Ancrum, FH 7:43																
Leading Teams	L I Golden Spikes 20	Suffolk AC 69																	

PALOS HILLS DISTANCE RELAYS

PALOS HILLS, ILLINOIS - from MIKE BEARD

Teams from three states (Wisconsin, Missouri and Illinois) took part in this meet, which consisted entirely of alternating relays. Teams were made of two girls or boys, each running a quarter-mile on the 440 yard oval, then passing to his or her partner until the designated distance was covered.

The girls 9 and under had some very close competition. A total of 49 teams finished. TOP TEAMS:

Girls 9-Under 8x440 Alternating Rel.	Hyten-Modica 13:30	LaClaire-Schneider, NW Sub TC 13:32	Leopel-Dychol, Peoria TC 13:38	(8 Teams Finished)
Girls 12-13 12x440 Alternating Relay	Eberle-Ontko, Ozark TC 17:34	Dasilva-Dinnello, W SuburbanTC 17:52	Jagulski-Loper, Milwaukee TC 18:03	(20 Teams Finished)
Girls 10-11 10x440 Alternating Relay	Sharp-Cochran 13:44	Willcutts-Willcutts, Galesburg 13:45	Estes-McNamara, NW Suburban TC 17:20	Kirsinikas-Jennings, ConradyJHS 18:13

PACIFIC NORTHWEST AAU CROSS COUNTRY CHAMPIONSHIPS
WEST SEATTLE, Washington - November 11 -

The Eastside Track Club of Seattle and Canadian teams shared most of the top honors in this championship meet.

The Seattle Club took all of the girls age group races, individually and team wise, for 13-unders. Richmond Track Club (British Columbia) did the same in the boys divisions. Vancouver Olympic Club (BC) took the girls 14-17 team title from Richmond, though DEBBIE QUATIER of the Rainbow Runners (Washington) maintained her reputation as the best young distance runner in the area. The meet was held in Lincoln Park. Age Group Results:

Boys 9-Under (0.75 mile): 1-Eric Andreasen 5:04, 2-Edgar Kruse 5:06; **Boys 10-11 (1.00 mile):** 1-Mark Danta 5:49, 2-Mike Bergman (Portland TC) 6:03; **Boys 12-13 (1.25 miles):** 1-Don Reid 6:49, 2-Randy Schellenberg (So Frazer TC) 7:01, 3-Seth Bowman (Snohomish) 7:02, 4-Gordon McLennan 7:27; **Boys 14-17 (1.50 miles):** 1-Don Wardstrom (SF) 7:30, 2-Justin Marples (SF) 7:37, 3-Steve Lane (Nanimo TC) 7:40, 4-Scott Anderson (SF) 7:44, Malovich (Cheetahs) 7:45

Girls 9-Under (0.75 mi)
Julie Coleman, ES 5:25
Wendy Roman, Gaz 5:27
Marcia Hubbard, Ch 5:33
Robin Wright, Ch 5:51
Kendra Lorenz, Rich 5:54
Becky McLemore, ES 5:56
Gina Tait, Ch 5:59
(20 Finishers)

Leading Teams
Eastside Track Club 17
Rainbow Runners 47
Richmond TC (Can) 78

Girls 12-13 (1.25 miles)
Gayle Garmoe, ES 7:39
Valrye Duncan, NWStr 7:48
Beth Boylan, ES 7:53
Kathy Kinniburgh, ES 7:53
Susan Lomer, SF 7:54
Karen Medina, Rbw 7:57
Tasha Hodgins, Rich 8:01
Lisa Harms, ES 8:04
Shelly Anderson, SF 8:04
Teresa Wierson, Port 8:09
Aileen Murphy, Rich 8:09
Jesse Smith, NW Str 8:12
Nancy Quatier, Rbw 8:14
Sandy Burn, Port TC 8:15
(37 Finishers)

Leading Teams
Eastside Track Club 30
South Frazer TC 65
Rainbow Runners 72

Girls 14-17 (1.50 miles)
Debbie Quatier, Rbw 8:02
Claire Morgan, SF 8:19
Brenda Batchlor, Rich 8:23
Linda Rossette, VOC 8:26
Cheryl Garmoe, ES 8:27
Shiela Hutcheon, Rich 8:41
Leslie Stubbs, VOC 8:47
Georgeanne Whitcomb, E 8:52
Nancy Champagne, SF 8:53
Carolyn VanDePoll, V 8:57
Jane Bartaby, VOC 8:57
Linda Goff, Angels 8:58
(35 Finishers)

Leading Teams
Vancouver OC (Can) 40
Richmond TC (Can) 41
Angels Track Club 94

BACKET CROSS COUNTRY INVITATIONAL

EAST HADDAM, Connecticut - November 4 - from PETER KENNEY

A total of 183 runners competed in the three races of the fourth Annual meet for junior high school boys of Connecticut. All the boys ran the same course, which was mainly roads with three very steep hills. No team scores were compiled this year, but individual results were as follow:

Seventh Grade Boys	Eighth Grade Boys	Ninth Grade Boys
West Fedorchak 9:28	Gary Godat 8:57	Lenny Nasser 8:23
Rich Rice 9:36	Robbie Corson 9:07	Eric Beaudry 8:27
Dave Williams 10:09	Dave Martin 9:13	Mike Barry 8:28
Bob Kriezuski 10:10	George Kune 9:22	John Bees 8:39
Michael Plaisted 10:11	Kevin Pogarty 9:23	Jeff Wilson 8:40
Bruce Lindstrom 10:15	Bill Murphy 9:24	Craig Staffeldt 8:49
Ken Anderson 10:17	Danny Russell 9:25	Tom Anderson 8:52
Ron Strauss 10:27	Art Shortman 9:26	Mark Richard 8:53
George Hoag 10:35	Robert Benbou 9:32	Chuck DeGaetano 8:55
Bill Hennessey 10:46	Bob Cochran 9:41	Glenn Merkle 8:56
Harry Imoto 10:48	Bob Kellsey 9:42	Joe Virgadula 8:57
Bruce Saxton 10:49	Joe McNeil 9:47	Bill Mulcahy 9:04
Rocco Canozza 10:52	Tom Grassetto 9:48	Curt Franklin 9:05
Bill Finnegan 10:55	Dave Baker 9:54	Francis Planagan 9:09
Steve Virgadula 10:57	Mike Charron 9:57	Dave Torrance 9:10
(54 Runners)	(58 Runners)	(71 Runners)

SAINT AGNES BOYS CROSS COUNTRY "INVITATIONAL"

LOUISVILLE, Kentucky - November 11 - from MARK BECKER

The host team won two individual and two team races in competition between Ohio AAU teams and Kentucky parochial schools. The races were held at Collins Estate in Louisville, in very cold weather. FOLLOWING ARE THE LEADING RESULTS:

Boys 9 & Under (1.0 mi)	Boys 10-11 (1.25 miles)	Boys 12-13 (1.50 miles)
Kurt Beilman, StAgn 5:57	Dennis Connell, StBs 6:51	Pat Magera, StAgnes 8:14
Rod King, Mound TC 5:59	Mike McCracken, NCH 7:06	Geoff Mearns, NCH 8:15
Eric Clawson, Mound 6:21	Jim Clark, NCH 7:11	Tony Wite, St Agnes 8:20
Jay Porter, Mound 6:22	Dave O'Brien, StAgnes 8:19	Tina King, Mound TC 8:38
Joe Buchler, HySpirit 8:29	C. Karem, StBarnabas 8:21	Billy Swenk, StAgnes 8:40
Peter Steilberg, StAg 8:30	Mike Fernaz, StBarn 7:22	Tracey Tegarden, Mnd 8:44
Dan Carrieto, StAgn 6:32	Tom Cambron, StAgn 7:24	Gary Peel, ManlyJHS 8:48
Matt Eagan, StAgnes 6:35	David Fernaz, StBann 7:30	Tom Atkins, ManlyJHS 8:56
Bob Brock, Mound TC 6:35	(41 Finishers)	Jim McCracken, NCH 8:56
(24 Finishers)	Leading Teams	(35 Finishers)
Leading Teams	Saint Barnabas 32	Leading Teams
Saint Agnes 38	Saint Agnes 41	Saint Agnes 63
Saint Barnabas 73	North College Hill 60	Mound Track Club 69

JOHN F. KENNEDY MEMORIAL THREE MILE RUNS

PITTSBURGH, Pennsylvania - November 5 - from JOHN HARWICK

These road runs were established in 1963, as the first sporting event to honor the memory of the late president.

This tenth Annual edition drew a total of 282 finishers from Ohio, Maryland, West Virginia, Pennsylvania as well as Canada.

The Owen Sound North Legion Stars swept the Boys 13-under team title from host Mount Lebanon TC and defending champions the Rangers Track Club. The girls 13-under race saw the improving teams from Latrobe and Dormont (whose top placers were all 11 years or younger, including the winner JOAN SAPOVICH) push the host team to a well earned defense of their title.

In the Women's race, all the top places were swept by 14 and 15 year olds. PATTY CORNISH (Frederick TC, Md) won in 21:12, followed by GAIL HORNBACK (Latrobe TC) 21:18, MARLENE HAREWICZ (Mt. Lebanon) 21:53 and KATHI DEMPSEY (Latrobe) 22:27.

Beautiful weather blessed the affair, which was sponsored by the Pittsburgh Knights of Columbus. AGE GROUP RESULTS:

Boys 13 & Under
Tim Abbott, OS 19:54
Jim Blettner 20:09
Paul Condupa, Fr'zr 20:20
Leonard Vetrone 20:37
Craig McDonald, OS 20:45
Jerry Allutz, Rngrs 20:55
Tom Rhodes (11), ML 21:01
Keith Malencia 21:03
Joe Censbruck, Gtwy 21:08
Brian Loney, OS 21:15
Ray Bukauskas 21:21
George Fox (12) 21:25
Jay Hradecky, Rngrs 21:36
Tracy Teegarden, Md 21:38
Jack Toolin, Chur 21:39
Jim McCracken, NCH 21:40
Craig McKenzie, ML 21:50
Jeff Mearns, NCH 21:52
Bob Sigwalt, Fr'zr 21:54
Peter Loney, OS 22:07
Kurt Kemp, OS 22:08
Bill Clark, OS 22:09
Paul Clark, Rangers 22:11
Dean Helfer (11) ML 22:18
(80 Finishers)

Leading Teams
Owen Sound Stars 27
Mt Lebanon TC 35
Rangers TC 75
Mound TC (Ohio) 95



BARRY HARWICK

Boys 16-17
Barry Harwick, ML 18:00
John Herdman, ML 18:25
Bob Murray, ML 18:49
John Rhodes, ML 18:53
Clyde VanDivner, Fr 18:56
(32 Finishers)

Girls 13 & Under
Joan Sapovich, Lat 22:17
Susan Gailey, ML 22:30
Doreen Sanderson, L 22:54
Barb Martin, Frdck 22:51
JoAnn Hall (11) Dor 23:03
Robin Todd, Tri-St 23:06
Beth Gailey (11) ML 23:16
Laurie Tate, ML 23:21
Sheree Shaffer, Lat 23:24
Nancy Feeeny, Dor 23:29
Kathy Wallace, ML 23:32
Karen Williams, T-S 23:35
Nancy Brajdic, Dor 23:53
Molly Murphy (9) D 23:54
(59 Finishers)

Leading Teams
Mt Lebanon TC 44
Latrobe TC 52
Dormont TC 55
Tri-State TC 82

MID-AMERICA CLASSIC

PEORIA, Illinois - November 18 - from DAVE MILLER



Peoria TC coaches, Dave Miller (1) & Bill Dever

The second annual Mid-America Classic was successful in numbers and in times. Michigan's Wolverines won three of the four female divisions, in clear 32° weather. LYNN LOVAT led the Wolverines to the Women's title (14:41 for 2.5 miles), and two 14 year-olds placed in the top ten. MELODY MILLER (Northwest Suburban Y of Illinois) took third and DEBBIE BAILEY of Kirkwood TC (Mo.) finished tenth. BEV ROLAND (15) of the host Peoria Pacettes was fifth on the partially frozen Detweiler Park course.

AGE GROUP RESULTS:

Girls 12-13 (1.50 miles)	Leading Teams	Girls 10-11 (1.25 miles)	Girls 9-Under (1.0 mile)
Diane Simon, Wolv 8:47	Wolverines 42	Ruth Sixkiller, Kwd 7:43	Karla Modica, PH 6:27
Jan Bailey, Kirkwd 9:02	Palos Hills TC 43	Lynn Ewonaitis, PH 7:44	Julie Porter, Wolv 6:37
Christy Dotseth, PH 9:14		Heather Hearnas, Kwd 7:45	Jody Pasick, Wolv 6:38
Mandi Lipinski, PH 9:16		Lori Schaefer, Wolv 7:50	Terri Abbuchon, Kwd 6:40
Amy Reichard, Krkwd 9:17		Colleen Slater, Wolv 7:55	Loraine Baker, Wolv 6:45
Barb Laux, PalosHls 9:18		Cheryl Baker, Wolv 8:03	Paula Jeannot, Kwd 6:51
Cinda Morrow, Ozark 9:23		Debbie Strubble, Wlv 8:07	Kelly Koepfel, PP 6:53
Tracy Baker, Wolv 9:26		(20 Finishers)	(15 Finishers)
Stacy Porter, Wolv 9:30			
Linda Ontko, Ozark 9:31			
Fawzia Ali, Wolv 9:33			
(33 Finishers)			

NEW ENGLAND AAU WOMEN'S CROSS COUNTRY CHAMPIONSHIPS

NORTH FALMOUTH, Massachusetts - November 19 - from JOHN CARROLL

A young Falmouth Tack Club team, consisting entirely of 14 and 15 year-olds, broke Liberty AC's eleven year dominance of this meet with a narrow one point team victory.


The day dawned bright and sunny on the Clauson's Inn and Golf Club course, as Liberty's 17 year-olds KATHY WHITCOMB (15:27) and ROBIN VOELKER (15:34) went one-two on the 2 1/2 mile flat course. However, Falmouth's CARLA RICHARD, SUSAN CONNELL and TAMMY HENNEMUTH placed fifth thru seventh, to help the host team to a 42 to 43 triumph. Liberty's DEBBIE MUELLER easily took the 12-13 division race, by running 9:44 for the 1.6 miles.

MIAMISBURG CROSS COUNTRY PREDICTION RUNS

MIAMISBURG, Ohio - November 12 - from MARK BECKER

The prediction run is an interesting variety of racing, in which an athlete estimates the amount of time it will take him to cover a designated distance. The winner is the runner whose actual time comes closest to the time he predicted before the start of the race.

Boys 9 & Under (2.00 miles)	Predicted Time	Actual Time	Difference	Boys 10-11 (2.00 miles)	Predicted Time	Actual Time	Difference	Boys 12-13 (2.00 miles)	Predicted Time	Actual Time	Difference
Scott Keifer, Kettering Str	14:30	14:34	:04sec	Alex Bunn, Kettering Strider	16:30	16:28	:02sec	Tim King, Mound Track Club	13:50	13:56	:06sec
Barry Bemis, Kettering Str	14:15	14:53	:38sec	Jim Clark, N College Hill TC	15:00	15:04	:04sec	Jim McCracken, N Coll Hill TC	13:00	13:43	:43sec
Rod King, Mound Track Club	14:00	14:42	:42sec	Rex Tobin, Mound Track Club	14:18	14:26	:08sec				
Jim DeVries, Kettering Str	13:20	14:17	:57sec	Mike McCracken, N Coll Hill	13:08	13:24	:16sec	Boys Open (2.00 miles)			
Eric Clawson, Mound TC	14:00	15:09	1:09sec	Greg Winegar, Kettering Str	14:20	13:55	:25sec	Stan Berger (15) Whitaker AC	12:30	12:45	:15sec
Kevin Mahorney, Kettering St	15:00	16:09	1:09sec	Scott Dahm, Kettering Strid	12:30	12:56	:26sec	Ken Slaton (14) Mound TC	12:30	12:14	:16sec

**LOS ANGELES CITY ALL-COMERS CROSS COUNTRY SERIES**

EAST LOS ANGELES, California - December 16 -

In its third year, this no-fees series attracted an average of 165 boys and girls distance runners - plus parents and teachers. Local schools, parks, service clubs and AAU teams combined to promote the six meets in the series.

Novice runners from East and Central Los Angeles held their own with a number of participating AAU athletes.

The outstanding individual was DEBRA WILSON (11) who lost only one race and had a scorching 1:47 for 600 meters in the final. Winner of the individual high point award for the series was VICTOR MACIAS (15) of the predominant Belvidere Cross Country Club, who was third in the final open 1,000 meter race, behind JIM RICHARDS (14) and ahead of SCOTT HUNTER (14), both of whom were near 5:00 milers at age 13. AGE GROUP RESULTS:

Girls b. 62-later (600m)	Girls b. 54-later (1000m)	Boys b. 60-later (600 m)
Marcelina Martinez, J 2:01	Cathy Phipps, K 3:35	Roger Magana, Mont 1:48
Wanda Sapp, WJ 2:01	Felicia Richard, WJ 3:39	Ricky Hew, Mont 1:50
Alicia Mosley, WJ 2:05	Bonita Simpson, WJ 3:40	Francisco Escobar, Blv :51
June Richard, WJ 2:07	Kelly Reece, Mont 3:42	Richard Garcia, Lor 1:54
Sephanie Connors, Ut 2:07	Lucy Zuniga 3:45	Ricky Richmond, Ut 1:55
Billie Henry (8) WJ 2:09	Misako Hall 3:49	Vincent Valdez, Mont 1:55
(20 Finishers)	Dora Trevino, Belv 3:50	Keith Tanabe 1:56
	Debbie Blackwater 3:51	Ray Medrano, Belv 1:57
	Dora Najera, Belv 3:52	Brian Lauck, BA 1:57
	(28 Finishers)	(25 Finishers)
Leading Teams (3/team)	Leading Teams	Leading Teams
West Vernon Jets 9	West Vernon Jets 11	Montebello TC 9
Utah Track Club 13	Belvedere CC Club 20	Belvedere CC Club 23
	Boys b. 62-later (600m)	Boys b. 54-later (1000m)
	Hector Robles, Az 1:58	Scott McDonough, Mnt 3:03
	Buster Thomas, Ut 2:00	Leonard Orona, Belv 3:07
	Ismael Marihue, Ut 2:01	Randy Osborne, K 3:07
	Dean Turner, BA 2:03	David Mercado, Belv 3:07
	Kevin Johnson, Ut 2:05	Fernie Garcia, Belv 3:10
	Dominic Hebert, Az 2:06	Danny Ybarra, Belv 3:15
	(18 Finishers)	(26 Finishers)
Leading Teams	Leading Teams	Leading Teams
Utah Track Club 12	Utah Track Club 9	Belvedere CC Club 9
West Vernon Jets 14	Aztecs 13	Montebello TC 26
Kingettes 25		

ROSE BOWL ROAD RUN

PASADENA, California - November 26 - from JOHN BRENNAND

Young southern California distance runners are lucky to be able to compete in AAU road races 52 weeks of the year. This 3.10 mile race, adjacent to the site of the most famous of all football bowl games, drew a total of 62 youngsters of high school age and younger. JUNIOR HIGH & YOUNGER RESULTS:

Elementary Boys		
Charles Assumma (11) 16:29	Craig Williams 18:38	
Frank Assumma (11) 17:13	Greg Tardaguila 18:52	
David Daly (11) 18:16	Bob Davis 18:55	
Raymond Cook (10) 18:40	Dan Flores 19:08	
Paul Fischbeck (11) 18:48	Tony Zuniga 19:09	
Mike Assumma (9) 19:17	(18 Finishers)	
Barry Ruderman 20:17		
Sean Scully 20:50		
	Girls	
	Carol Lantry (8) 20:26	
	Victoria Cook (8) 20:54	
	Cimi Ruderman 21:45	
	Virginia Lantry 23:11	
Junior High Boys		
Cola McConnell 16:18		
Scott Hunter 17:41		
Walter Bridges 17:46		
Ron Kutzke 17:47		
Andres Rodriguez 18:13		



Photo / Doug Schwab

CAROL LANTRY

In this series of runs, on the extremely tough two miles of the high school course at Miamisburg's Sycamore Trails, the 10-11 boys were the best prognosticators. They were led by ALEX BUNN, who narrowly missed hitting his predicted time by only two seconds. In all 39 runners finished the course. TOP PREDICTORS ARE LISTED BELOW:

NEW MEXICO STATE AAU AGE GROUP CROSS COUNTRY CHAMPIONSHIPS

ALBUQUERQUE, New Mexico - November 15 -

Usually when two teams dominate a meet the way the Albuquerque TC and host Duke City Dashers did this one, the cause is a lack of competition. That can't be said about age group cross country in New Mexico however. The ATC swept all three boys divisions, but were pushed hard, especially in the 12-13 group by the new Rio Grande Flyers and (individually) by non-Albuquerquean GARY LOUIS of Grants, who ran the top race of the day.

The Dashers were pushed in the girls events by the ATC and, in the 12-13's, by the Albuquerque Olympette Club.

Nine teams took part in the competition, and, in all, 106 boys and 172 girls finished the hilly Roosevelt Park course. RESULTS:

Boys 9-Under (1.0 mile)	Boys 10-11 (1.25 miles)	Boys 12-13 (1.50 miles)
Tim Sanchez, DCD 6:21	Bill Powell, DCD 7:33	Gary Louis, Grants 8:25
Robert Cole, Alb TC 6:30	Jerry Archibeque, Alb :50	Florentino Coriz, RGF :56
Frank Morgan, Barc 6:33	Dan Baca, Alb TC 8:00	Paul Stenberg, Alb. 9:01
Greg Vigil, Alb TC 6:42	John Moncebal, Alb :02	Russel Banos, RGF 9:02
Mark Maloy, DCD 6:48	Robert Gallegos, Barc :07	Joe Gross, RGF 9:13
Brian Riley, Alb TC 6:49	John Vigil, Alb TC 8:08	Leland Valdez, AIS 9:14
Martin Ruvolo, Alb 6:50	Ricky Cole, Alb TC 8:09	Brian Salee, Alb TC 9:16
Joey Flores, Barc 6:53	Eddie Padilla, DCD 8:13	Michael Salas, AIS 9:17
Conrad Romero, Alb 7:00	Danny Medina, Grants 8:14	Dale Weddle, Alb TC 9:22
Jeff Montague, DCD 7:04	Jeff Gonzales, Alb 8:22	Paul Romero, Grants 9:22
Mike Norviel, DCD 7:06	Barny Vallo, Grants 8:28	Matthew Sandoval, AIS :26
David Williams, DCD 7:13	(38 Finishers)	(29 Finishers)
Richard Jennings, DC 7:15		
Scott Riley, Alb TC 7:17		
(39 Finishers)		
Leading Teams	Leading Teams	Leading Teams
Albuquerque TC 28	Albuquerque TC 22	Albuquerque TC 45
Duke City Dashers 39	Duke City Dashers 81	Rio Grande Flyers 51
Barcelona ES 83	Grants Track Club 87	Alb'que Indian Sch 54
	Girls 10-11 (1.25 miles)	Girls 12-13 (1.50 miles)
	Cathy Gill, DCD 7:37	Chrishelle Speller 9:07
	Tracy Bear, DCD 7:38	Kathy Slattery, AO 9:10
	Lesla Gilliland, DCD 7:41	Jeanna West, AO 9:18
	Cinda McDade, DCD 7:41	Tena Miranda, AO 9:22
	Aliza Zucht, DCD 7:42	Doreen Villa, DCD 9:23
	Vicki Secrest 7:44	May Lucero, DCD 9:23
	Ruth Anderson, AlbTC :49	Diana Schneider, DCD 9:27
	Pat Lujan, Alb TC 7:51	Ann Gilliland, DCD 9:28
	Marlene Maloy, DCD 7:55	Cynthia Lakeey, DCD 9:28
	Therese Dorwart, DCD 8:00	Julie Andrews, DCD 9:30
	Lori Oliver, DCD 8:02	Stephanie McDade, DCD :31
	Teddi White, DCD 8:03	Meg Lewis, AO 9:33
	Lori Keel, Alb TC 8:03	Debbie Leeper, DCD 9:34
	Vicki Diamond, AlbTC :12	Val Boyer, Alb TC 9:35
	Lenora Hrivnak, DCD :12	Jyme Kay Borges, DCD 9:36
	Lisa Matthews, DCD 8:19	Janelle Miller, AO 9:38
	Sandra Tatum, DCD 8:19	(53 Finishers)
	(70 Finishers)	
Leading Teams	Leading Teams	Leading Teams
Duke City Dashers 26	Duke City Dashers 15	Duke City Dashers 27
Albuquerque TC 31	Albuquerque TC 60	Alb'que Olympettes 37
		Albuquerque TC 109

GATEWAY TRACK CLUB "INVITATIONAL" CROSS COUNTRY MEET

GREENWICH, Connecticut - November 15 - from HUGO PRUTER

Girls teams from the Metropolitan New York area ventured up the coast a bit to dominate this meet.

Supplemented by the Forest House Girls Track Club team, the Suffolk AC and the Long Island Golden Spikes had some excellent duels. The best plater for the home state was PATTI MCGOVERN of the Fairfield YMCA who took fifth in the 10-11 race, just a few days after another McGovern finished a poor second in another race. AGE GROUP RESULTS:

Girls 9-Under (1.0 mile)	Girls 10-11 (1.75 miles)	Girls 12-13 (1.75 miles)
Diane Dennelly, Suf 7:57	Linda Kizale, Suf 12:55	Robin Fey, LIGS 12:04
Emma Leale, LIGS 8:02	Mary Sallis, LIGS 13:00	Nancy Frank, LIGS 12:06
Terry Kix, Suffolk 8:04	Alberta Ancrum, FH 13:18	Rhonda Ross, Suf 12:10
Geri Conlin, LIGS 8:24	Patti Dunn, LIGS 13:41	Maureen Dunn, LIGS 12:20
Susan Fey, LIGS 8:25	Patti McGovern 13:44	Kelly O'Toole, LIG 12:36
Gina DiMaggio, Suf 8:34	Joy Roenbeck, Suf 13:45	Doreen Combs, LIGS 12:45
(17 Finishers)	Nancy McSherry, Suf 13:57	Jane McKay, LIGS 12:58
	Ann Donahue, LIGS 14:01	Lilo Nichy, Falmouth 13:07
Leading Teams	Leading Teams	Leading Teams
Suffolk AC 27	Evonne Noye, FH 14:22	Diane Lewis, Gateway 13:13
L.I Golden Spikes 36	(26 Finishers)	(31 Finishers)

OHIO TRACK CLUB DISTANCE CARNIVAL

COLUMBUS, Ohio - November 18 - from MARK BECKER

DENNIS CONNELL of Louisville, Kentucky, edged two proven 10-11 age group harriers in the highlight race at Worthington High School. Dennis bested SCOTT DAHM (Kettering, Ohio) and TOM RHODES (Mount Lebanon, Pa) by only one second in the mile and a quarter race.

In addition to a full schedule of boys and girls, men and women's cross country, there were race walks and distance relays on the track as well. More than 300 runners competed overall. RESULTS OF AGE GROUP RACES:

<u>Boys 9 & Under (1.0 mi)</u>	
Duke Cline, G Angel	6:18
Jim DeVries, KS	6:25
Rod King, Mound TC	6:29
Kurt Beilman, Lsvle	6:32
John Gailey, ML	6:35
Scott Keffer, KS	6:41
Daryl Bernhard, KS	6:50
Kevin Mahoney, KS	6:51
Eric Clawson, Mound	6:52
Andrew Wright, KS	6:56
Bob Riley, KS	6:59
D. Martinelli, ML	6:59
Jay Porter, Mound	7:01
(26 Finishers)	

<u>Leading Teams</u>	
Kettering Striders	33
Mound Track Club	57
Mount Lebanon TC	75

<u>Boys 10-11 (1.25 miles)</u>	
Dennis Connell, Lsvl	6:51
Scott Dahm, KS	6:52
Tom Rhodes, ML	6:52
Andy Hawk, KS	7:26
Craig McKenzie, ML	7:27
Mike McCracken, NCH	7:31
Mark Henry, KS	7:35
Dean Helfer, ML	7:37
Ivan Bush, ML	7:42
J. Clark, St Claire	7:44
Bob Call, Ohio TC	7:47
(24 Finishers)	

<u>Leading Teams</u>	
Mount Lebanon TC	37
Kettering Striders	41

<u>Boys 12-13 (1.50 miles)</u>	
Pat Magera, Lousvle	8:41
L. Vetrone, ML	8:45
B. Condupa, ML	8:48
Kevin Butler, Oh TC	9:01
Geoff Means, NCH	9:10
Jim McCracken, NCH	9:18
(16 Finishers)	

<u>Leading Teams</u>	
Mount Lebanon TC	37
Mound Track Club	57

<u>Girls 9 & Under (1.0 mi)</u>	
Laura Craven, Oh TC	6:10
Ann Vargo, CHC	6:19
Nadine Dahm, KS	6:57
Susan Cotner, Oh TC	6:59
Therese Juracek, CH	7:00
Lisa Dukwall, Buck	7:01
Myra Henderson, Buck	7:07
Amy Bunn, KS	7:10
L. Mann, CHC	7:11
R. Danduran, Oh TC	7:12
(27 Finishers)	



DENNIS CONNELL

<u>Leading Teams</u>	
Cleveland Ht Comets	40
Ohio Track Club	41
Buckeye Track Club	79

<u>Girls 10-11 (1.25 miles)</u>	
Shannon Cline, GA	7:26
C. Shuster, BIRibbon	7:31
Ann Conner, Buckeye	7:37
Patty Buckeye, BR	7:38
Juanita Vetter, BR	7:39
Jo Ann Wood, NCH	7:54
Liz Eicholt, GA	7:56
Sandy Hoffman, GA	7:58
Ginny Elseser, Canton	:59
R. Hammer, CHC	8:01
L. Botts, BuckeyeTC	8:04
(39 Finishers)	

<u>Leading Teams</u>	
Golden Angels	45
Buckeye Track Club	62

<u>Girls 12-13 (1.50 miles)</u>	
Janet Jarvis, KS	9:01
Nancy Dickson, OhTC	9:05
Tina Mahorney, KS	9:20
Liz Blesch, GA	9:22
Tammy Mahorney, KS	9:23
Jeannette Hubbard, KS	:31
Nancy Scardina, KS	9:40
Amy Wright, KS	9:42
Teri Teegarden, KS	9:45
Annette Cotner, OhTC	9:50
Cindy Thiem, KS	9:51
(44 Finishers)	

<u>Leading Teams</u>	
Kettering Striders	22
Ohio Track Club	57

REGION ONE AAU GIRLS CROSS COUNTRY CHAMPIONSHIPS

ALBANY, New York - November 18 -

Long Island's Golden Spikes dominated the younger divisions, but the Age Group Athletic Association of Connecticut eked out a team victory in the 14-17 class.

Twelve clubs and 117 runners from six AAU districts competed on roadways, because the regular cross country course was under snow. The age group courses were therefore flat, though the 2 1/2 mile runs included one major incline and two minor ones. The meet was directed by BARBARA PALM and hosted by the Electric City Girls Athletic Club of Schenectady.

Most convincing individual winner was KATIE SCHILLY of Syracuse, who topped the 14-17 race by a half minute. Suffolk AC, also of Long Island, nabbed the Open team championship, largely with teenagers such as ANNE McRAE (second), ANITA SCANDURRA (fifth), RICKY ROSS and DIANE ANDRADE. AGE GROUP RESULTS:

<u>Girls 14-17 (2.50 miles)</u>	
Katie Schilly, Syr	15:03
Kathy Whitcomb, Lib	15:32
Hilary Noden, Shore	15:42
Judy Fontaine, AG	15:57
Cathy Greene, LIGS	15:59
Anna Trotta, LIGS	16:30
Tara Hogan, LI Spar	:55
Rachel Potter	16:56
Meg Sonday, AG	17:06
Barb Wynn, Groton	17:06
Carol Degan	17:11
Karen Walton, AG	17:12
Barb Lusk, AG	17:12
Maryellen Roddin, GS	:15
(34 Finishers)	

<u>Leading Teams</u>	
Age Group AA (Ct)	53
Ingls Golden Spikes	65
Long Is Spartans	120

<u>Girls 12-13 (1.50 miles)</u>	
Robin Fey, LIGS	9:18
Nancy Frank, LIGS	9:25
Maureen Dunn, LIGS	9:27
Rhonda Ross, Suffolk	9:32
Deb Mueller, Liberty	9:33
Kelly O'Toole, LIGS	9:34
Diane Lewis, Gateway	9:51

<u>Leading Teams</u>	
Ingls Golden Spikes	20
Suffolk AC	86

<u>Girls 10-11 (1.25 miles)</u>	
Patti Dunn, LIGS	8:26
Mary Solin, LIGS	8:35
Laura Sisto, BrklnStr	:42
Cathy Anderson, LIGS	8:52
Beth Howley, Gateway	8:54
Barb Anderson, LIGS	8:55
Ann Donohue, LIGS	8:58
Linda Kizale, Suf	9:03
Teresa Knuppel, Suf	9:09
Kim Hamman, ElctcCty	9:11
(26 Finishers)	

<u>Girls 9-Under (1.0 mile)</u>	
Diane Donnelly, Suf	6:32
Emma Leale, LIGS	6:49
Sue Fey, LIGS	6:53

ALLEGHENY MOUNTAIN 1500 meter RUN

MT. LEBANON, Pennsylvania - November 11 - from JOHN HARWICK

A series of age group 1500 meter track runs, at Mellon Junior High, produced some good times, notably by TOM RHODES. LEADING RESULTS:

Boys 9-Under (10 Finishers): 1-John Gailey (Mt Lebanon TC) 5:44, 2-David Troy (ML) 6:05, 3-David Martinelli (ML) 6:05.5, 4-Mark Marshall (Burgettstown TC) 6:13; Boys 10-11 (11 Finishers): 1-Tom Rhodes (ML) 5:06, 2-Dean Helfer (ML) 5:14, 3-Mike Renchek (Burg) 5:16, 4-Craig McKenzie (ML) 5:22, 5-Ivan Bush (ML) 5:33; Boys 12-13 (5 Finishers): 1-Ray Bakauskas 5:13.5

ALLEGHENY MOUNTAIN AAU BOYS AGE GROUP X-COUNTRY CHAMPIONSHIPS

NORTH ALLEGHENY, Penna - October 21 - from JOHN HARWICK

Twenty-six boys finished this new event, which is just another example of the variety of cross country activities in this area. TOP RESULTS INCLUDED:

Boys 9 & Under (1.0 mile): 1-John Gailey (Mount Lebanon TC) 7:30, 2-Doug Sauers 7:41, 3-Dave Troy (ML) 7:55, 4-Paul Steen (ML) 8:06...16 Finishers
Boys 10-11: 1-Dean Helfer (ML) 9:28, 2-Craig McKenzie (ML) 9:42, 3-Mike Renchek (Burgettstown TC) 9:52, 4-Toby Bitner (Churchill TC) 9:55

ALLEGHENY MOUNTAIN AAU GIRLS AGE GROUP X-COUNTRY CHAMPIONSHIPS

MOUNT LEBANON, Pennsylvania - October 22 - from JOHN HARWICK

Although they got all they could handle from eight teams in their association, the host club still was able to take two individual and two team titles. Mount Lebanon's BETH and SUSAN GAILEY each won an individual race, to make it three for the family, as brother JOHN had won the 9-under boys title just the day before. RESULTS:

<u>Girls 9-Under (1.25 mi)</u>	
Molly Murphy, Dor	8:20
Sandy Wallace, ML	8:24
Brenda Forman, ML	8:25
Lori Stouffer, Lat	8:27
Lori Lenz, Latrobe	8:30
Sandy Decker, Lat	8:32
Nora Mirabelli, ML	8:37
Sharon Hall, Dor	8:38
(20 Finishers)	


<u>Leading Teams</u>	
Latrobe TC	30
Dormont TC	39

<u>Girls 12-13 (2.50 miles)</u>	
Susan Gailey, ML	16:30
Kathi Dempsey, Lat	17:10
Simone Grillo, PnStr	:21
Robin Todd, T-S	17:39
Kathy Wallace, ML	17:43
Laurie Tate, ML	17:54
Karen Williams, T-S	17:59
Valerie Gough, ML	18:00
Andrea Foust, ML	18:01
(25 Finishers)	

<u>Leading Teams</u>	
Mt Lebanon TC	25
Tri-State TC	47

<u>Girls 10-11 (1.75 miles)</u>	
Beth Gailey, ML	11:32
Joan Sapovich, Lat	12:05
Jo Ann Hall, Dor	12:14
Doreen Sanderson, L	12:15
Sheree Shaffer, Lat	12:16
Kathy Hoover, Chur'l	:17
Diana Reed, Dormont	:28

SUSAN GAILEY



TRACK & FIELD RESULTS

EARLY BIRD RELAYS


PHOENIX, Arizona - December 16 - from SUE HUMPHREY

ROXANNE KEATING and DONNA YARBROUGH impressively ended the old year (or began the new season, depending on how you look at it), in this all relay meet.

Where else could 318 girls compete outdoors in sunny (though cool) weather in the middle of December. Roxanne got off the second best long jump reported the 10-11,s in 1972. Donna tossed the discus nearly 100 feet, in leading her teammates into first place in the STARTING LINE Postal Contest, in the 12-13 division.

In the Open (Women's) Section, GOLDIE KRAFT high jumped 5-1 1/4 and KELLY FUIKS flung the javelin 131-2 to best KAREN SCHWANTJE (128-8). AGE GROUP TEAM AND BEST INDIVIDUAL RESULTS:

Roxanne Keating of Phoenix Chaparrals



Girls 9-Under 4x110 Relay-Scottsdale TC 64.1; 4x220Re-Sc 2:17.0; 4x440Re-Sc 5:28.6; 3xHJ-Creighton TC 9-3 1/4 (Robbie Tedder 3-4 1/4), Valley of the Sun 4-2 1/4, Cr 11-6 1/4 (Cecily Ellsworth 4-0 1/4), Sc 11-4 1/4 (Lori Anderson 4-0 1/4); 3xLJ Sc 43-7 (Anderson 14-10 1/4, Kim Crookston 14-6 1/4, Donna Foyle 14-2), Mesa TC (Denise Gowdy 14-4, Cynthia Rhodes 14-2), PC 38-5 1/2 (Roxanne Keating 16-3 1/2); 3x6#SP-Cr 62-6 (Veronica Weddle 23-0), VOS 61-9 (Kim Wykoff 22-8 1/2)

Girls 10-11 4x110Re-Sc 56.1; 4x220Re-Sc 2:00.2; 880medRe (220, 2x110, 440)-Sc 2:08.0; 4x880Re-Pear's Peaches 10:55.9; 3xHJ-VOS 11-8 1/4 (Dawn Freeman 4-2 1/4), Cr 11-6 1/4 (Cecily Ellsworth 4-0 1/4), Sc 11-4 1/4 (Lori Anderson 4-0 1/4); 3xLJ Sc 43-7 (Anderson 14-10 1/4, Kim Crookston 14-6 1/4, Donna Foyle 14-2), Mesa TC (Denise Gowdy 14-4, Cynthia Rhodes 14-2), PC 38-5 1/2 (Roxanne Keating 16-3 1/2); 3x6#SP-Cr 62-6 (Veronica Weddle 23-0), VOS 61-9 (Kim Wykoff 22-8 1/2)

Girls 12-13 4x110Re-Mesa 51.6, Sc 52.1; 4x220Re-Mesa 1:49.7; 880medRe-Mesa 1:54.7; 4x880-Sc 10:12.9; 3xHJ-VOS 14-4 (Monique Donithan 5-0 1/4, Vicki Murray 4-10); 3xLJ-VOS 43-10 (Marena Chmelar 15-2), Amy Odegaard (Phoenix TC) 15-7, Tammy Carr (Cr) 15-6 1/4; 3x6#SP-Cr 96-5 1/2 (Donna Yarbrough 33-1), Lisa Emmons (PP) 33-3 1/4, Dorinda Musa (Sc) 32-8; 3xDT (lkg)-Cr 98-3 (Donna Yarbrough 98-3, Kellye Richardson 84-2, Cindy Chiarello 80-0 1/4); 3xJT (600gr) Cr 242-9 (Yarbrough 95-11), Ellen Colleary (Mesa) 95-10, Lisa Emmons (PP) 87-5

INDOOR MEETS

COLORADO UNIVERSITY TRACK CLUB OPEN INDOOR MEET

BOULDER, Colorado - December 2 - from LYLE KNUDSON

The season's first indoor meet saw WENDY KOENIG turn in a fine early triple. The Colorado Gold all-arounder hurdled over the 33 inch barriers in 8.5 (60 yd), streaked 300 yards on the tartan track in 36.2 and long jumped 18-5.

Dave Merkowitz directs this series of meets, which included events for men as well. AGE GROUP RESULTS:

Girls 9-Under 220-Tricia Hill (Boulder Cinderbells) 32.3, Sally Myers (BC) 32.9; 440-Kathy Rogers (BC) 74.6, Portia Bowman (BC) 78.6; LJ-Hill 10-0½

Girls 10-11 220-Kelly Gentry (BC) 29.2, Kerry Greene (BC) 29.8; 880-Bernice Bullock (BC) 2:41.1, Kathy Weiss (The Colorado Gold) 2:42.6; LJ-Gentry 12-7

Girls 12-13 220-Marilyn Johnson 27.3, Carol Von Drehle (TCG) and Chessa McFarland tied at 27.4, Dwan Shields 27.5, Janice Riegel (BC) 27.5, Sonya Hardy (BC) 27.6; 1 mile-Karleen Clark (TCG) 4:04.5, Shelly Cooper (TCG) 4:05.5; LJ-Jill Corise (Univ of Colorado TC) 14-5

UNIVERSITY OF COLORADO PRE-HOLIDAY GIRLS INDOOR MEET

BOULDER, Colorado - December 17 - from LYLE KNUDSON

KELLY CURRAN and WENDY KOENIG of the Colorado Gold turned in top performances in the second girls indoor meet of the season. Kelly bombed the 6 pound shot 46-4 1/4 (one of the top five marks ever in the 12-13 class), and Wendy was her usual all-around self, long jumping 18-9 3/4, hurdling 60 yds (33") in 8.5 (she lost to Danette Wilson's 8.4) and running the 600 in 1:25.3 on the unbanked tartan track.

AGE GROUP RESULTS:

Girls 9-Under 50-Dawnella Jones & Michell Moore (both Denver Flyers) tied at 7.4; 300-Tricia Hill (Boulder Cinderbells) 44.8, Sallie Myers (BC) 47.1; 440-Kathy Rogers (BC) 75.6; 880-Portia Bowman (BC) 2:56; HJ/LJ-Hill 3-6/10-4½

Girls 10-11 50-Yolanda Jones & Felicia DuPach (both DF) tied at 6.8, Kathy Weiss (The Colorado Gold) 6.9; 300-Kelly Gentry (BC) 41.8; 440-Weiss 66.1, Bernice Bullock (BC) 68.1; 1 mile-Nancy Rogowski (BC) 6:16.2; HJ/6#SP-Sylvia Hardy (BC) 3-8/22-0½; LJ-Gentry 13-5½

Girls 12-13 50-Sonya Hardy (BC) & Chessa McFarland & Dwan Shields all 6.4; 300-McFarland 39.0, Shields 39.1, Brenda Coash (Univ of Colorado TC) 39.8; 440-McFarland 61.2, Jan Fox (TCG) 63.4; 880-Karleen Clark (TCG) 2:30.6; 1 mile-Shelly Cooper (TCG) 5:32; 50H(30in)-Diane Rogowski (TCG) 7.9, Hardy 8.0; LJ-Ginger Nielsen (TCG) 15-8½; 6#SP-Kelly Curran (TCG) 46-4½

COMMUNITY TRACK CLUB INDOOR MEET

COLUMBUS, Ohio - January 6 - from JEANNE TALLEY

Over 500 athletes from six states (and DC) converged at Ohio State University's vast French field house, for the second annual meet. Fourteen meet records were established on the 6 lane rubberized facilities, most of them by local Model City youngsters. The age group meet, possibly the best of its kind in the nation, was directed by Ralph Marinello.

In the boys events, DAVID FRANCIS of the host Community Track Club, swept three sprints in the 9-under division, and CALVIN CARTER of Detroit had a blazing double in the 10-11 group. In her last big try as an age grouper, ROBIN CAMPBELL continued her assault on the 12-13 middle distances, speeding 57.6 and 2:20.

The Open Women's events saw two teenagers win doubles: CHRIS A'HARRAH (Delaware Sports Club) won the 220 (25.4) and 440 (57.5) and was second in the 60 (won by ALFREDA DANIELS of Detroit Police Athletic League in 6.8). Alfreda's teammate ANITA LEE jumped 5-2 and 17-7 1/2.

Boys 9-Under 50-David Francis (Community TC) 7.5, Clayton Luckie (Utopian AC) 7.6; 220-Francis 32.5, Scott Grenvold (Louisville TC) 32.5; 440-Francis 74, Jim Olson 76; 660-Duke Cline (Golden Angels) 2:04.9, Daryl Milner (C) 2:05.5

Boys 10-11 50-Scott Dahm 6.6, Dennis Connell (Lsvle) 6.7, Terel Washington (Ut) 6.9, Toney Trimm (Motor City TC) 6.9; 220-Connell 28.3, Dahm 29.0, Kamyron White (C) 29.2; 440-Connell 63.6, White 65.3; 880-Dahm 2:31.2, Tom Rhoades (Mt Lebanon TC) 2:36.6

Boys 12-13 50-Calvin Carter (MC) 5.9, Brian Leverett (MC) 6.2; Jim Smolenski (Panther TC) 6.2; 220-Carter 25.2, Leverett 26.3, Smolenski 26.9; 880-Chris Wakeford (Ohio TC) 2:26.8, Kevin Butler (Oh) 2:29.1

Girls 9-Under 50-Tammy Jackson (C) 7.2, Kim Hughes (Buckeye TC) 7.5; 220-Licia Shearer (C) 31.8, Jackson 31.9; 440-Shearer 73.6, 660-Laurie Craven (Oh) 2:04.5; LJ-Cherri Moore (Buck) 11-6, Craven 10-5; 4x220Re-Oh TC 2:15.5

Girls 10-11 50-Liz Eickholt (GA) 6.6, Charlene Kemp (C) 6.6; 220-Darlene Kemp (C) 28.5, C.Kemp 29.3, Eickholt 29.3; 440-Vickie Gunn (C) 71.5, Roberta Watkins (C) 71.5; 880-Sally Slocum (Buck) 2:40.9, Leslie Rose (Lipke TC) 2:42.2, Shannon Cline (GA) 2:45.2, Elnora Dixon (Terre Haute TC) 2:45.7, Beth Gailey (MtL) 2:46.6; LJ-Dixon 14-6, Marcia Kirkley 14-1½, Doris Wolf (Buck) 13-5, Cline 13-3½, D.Kemp 13-2, Rose 13-0½; 4x220Re-Community TC 1:57.9

Girls 12-13 50-Susanne Eickholt (GA) 6.4, Doreen Ransford (Pan) 6.4; 220-Lisa Talley 26.0; 440-Robin Campbell (Sports International) 57.6, Sherryl Lynn Brown (C) 62.0; 880-Campbell 2:20, Carrie Craven (Oh) 2:28.9; 50H(30in)-Bootsie Robinson (SI) 7.8; HJ-Carol Addy (Oh) 5-0, Robinson 4-10; LJ-Ransford 15-4; 6#SP-Alexis Hawkins (MC) 47-1½, Pat Malaczewski (Pan) 33-0½, Winnie Blackwell (Pan) 32-2½, Carolyn Miller (Ut) 32-2½; 4x220Re-Ohio TC 1:56.6, Community TC 1:57.5; 4x440Re-Community TC 4:22.8

STARTING LINE CALENDAR

MARCH

- 3 ILLINI TRACK CLUB INDOOR MEET, Champaign, Ill (girls, age group & up) Steve Goldberg, Univ of Illinois, School of Law, Champaign, Illinois
- 3 ARIZONA AAU GIRLS ALL-COMERS MEET, Phoenix College (9-under & up, track & field) Roger Simpson, 6809 North 36th Drive, Phoenix, Arizona 85018
- 3 NATIONAL AAU JUNIOR ONE-HOUR WALK, Reno, Nevada (boys, 14-19) James Bentley, Sr., PO Box 6466, Reno, Nevada 89503
- 3 LOS ANGELES (Calif) ALL-COMERS MEET, Wilson HS (boys & girls, 13-under & up, t & f, 9:30 am) Bill Peck, 1140 N Alexandria Ave, Los Angeles, Calif 90029
- 3 SO PACIFIC AAU GIRLS SEASON OPENER, Univ of Calif, Irvine (girls, 9-under & up, t & f) Calvin Brown, 20119 S Hillford Way, Carson, California
- 10 PACIFIC AAU AGE GROUP SEASON OPENER, Orinda, Calif (girls, 9-under to 14-15, track & field) Don Bailes, 133 Selborne Way, Moraga, California 94556
- 10 PACIFIC AAU AGE GROUP SEASON OPENER, San Jose, Calif (girls, 9-under to 14-15, track & field) Don Bailes, 133 Selborne Way, Moraga, California 94556
- 10 BLUE ANGELS TRACK & FIELD MEET.....Tom Strathman, Box 1648, Costa Mesa, California 92626
- 11 UNIVERSITY OF COLORADO GIRLS INDOOR MEET, Boulder (9-under & up, t & f, 9:30am) Lyle Knudson, 1330 Georgetown Rd, Boulder, Colo 80303
- 11 ALBUQUERQUE (N Mex) TRACK CLUB ALL-COMERS MEET (girls, 9-under & up, t & f) Jim Ciccarello, 319 Princeton SE, Albuquerque, New Mex 87106 (505) 266-5367
- 11 LOS ANGELES (Calif) JETS RELAY MEET, Crenshaw HS (boys & girls, 9-under & up, t & f) Edward McLeroy, 5624 Marburn Ave, Los Angeles, Calif 90043
- 16-17 ORANGE COAST TWILIGHT "INVITATIONAL", Newport Harbor (Calif) HS (girls, 9-under & up, t & f) Don Moraga, PO Box 2082, Huntington Beach, California 92647
- 17 LATON (Calif) 7 mile ROAD RACE (boys, junior high school & up) Richard Petersen, PO Box 206, Laton, California 93242
- 17 ST PATRICIA'S 10 kilometer ROAD RUN, San Mateo, Calif (girls) Dr. Harmon Brown, 2335 David Court, San Mateo, California 94403
- 17 SOUTHERN PACIFIC AAU BOYS AGE GROUP MEET, Coll of Canyons, Valencia, Calif (9-under to 14-15, t & f) Jean Housell, 8209 E Rexal Ave, Whittier, Cal 90606
- 17 LOS ANGELES (Calif) ALL-COMERS MEET, Eagle Rock HS (boys & girls, 13-under & up, t & f, 9:30am) Bill Peck, 1140 N Alexandria Ave, Los Angeles, Cal 90029
- 18 SANTA BARBARA (Calif) TRACK CLUB RELAY CARNIVAL, San Marcos HS (girls) Judi Evert, 4678 Puente Plaza, Santa Barbara, California 93110
- 24 NEW JERSEY AAU CHAMPIONSHIPS, Princeton University (boys, track, 12:30pm) George Miller, 38 Autumn Ave, Clark, New Jersey 07066
- 24-25 PHOENIX (Ariz) "INVITATIONAL", Phoenix College (girls, 9-under & up, track & field) Roger Simpson, 6809 North 36th Drive, Phoenix, Arizona 85018
- 31 CINDERETTES "INVITATIONAL", Fort Wayne, Ind (girls, track & field) Roberta Widmann, 613 Till Road, Fort Wayne, Indiana 46825
- 31 ALBUQUERQUE (N Mex) TRACK CLUB ALL-COMERS MEET (boys, 9-under & up, track & field) Bill Kerr, 1800 Carol NE, Albuquerque, New Mexico (505) 298-2644
- 31 PACIFIC AAU AGE GROUP SECTIONAL, Roseville, Calif (girls, 9-under to 14-15, t & f) Gil Duran, 1325 Susan Circle, Roseville, California 95678
- 31 PACIFIC AAU AGE GROUP SECTIONAL, Salinas, Calif (girls, 9-under to 14-15, t & f) Dick Casper, 1427 Lassen Avenue, Salinas, California 93901
- 31 LOS ANGELES (Calif) ALL-COMERS MEET, Wilson HS (boys & girls, 13-under & up, t & f, 9:30am) Bill Peck, 1140 N Alexandria Ave, Los Angeles, Calif 90029

APRIL

- 1 EASTERN GIRLS TRACK LEAGUE MEET, Delaware (9-under & up, track & field) Bill Thomson, PO Box 226, Wilmington, Delaware
- 1 UNION COUNTY (N Jersey) PARKS ROAD RACE, Watchung Reservation (boys, 13-under & 14-15) George Miller, Park JHS, Scotch Plains, New Jersey
- 7 RICHMOND-PERLINE AGE GROUP MEET, Miami, Florida (track & field) Gary Brown, 10771 Southwest 148th Street, Richmond Heights, Florida
- 7 MILLBRAE (Calif) LIONS RELAY CARNIVAL (girls, 9-under & up) Ed Parker, 284 Turnstone Court, Foster City, California 94404
- 8 AURORA ATHLETIC CLUB MEET, Compton (Cal) College (girls, 9-under & up, track & field) Ron Hughes, 10118 S Broadway, Los Angeles, California 90043
- 14 DUKE CITY DASHERS "INVITATIONAL", Albuquerque, N Mex (girls, 9-under & up, track & field) Joe Newton, 1212 Jackson SE, Albuquerque, New Mexico 87106
- 14 SAN JOSE (Calif) CINDERGALS MEET, San Jose City Coll (girls, 12-13 & up, track & field) Estle Argabright, 18430 Baylor Ave, Saratoga, California 95070
- 14-15 COMETS "INVITATIONAL", Wilson HS, Long Beach, Calif (girls, 9-under & up, track & field) Ken Karnes, 7911 Ring Street, Long Beach, California 90808

TIME & SPACE

BEST PERFORMERS of 1972

JUNIOR OLYMPICS NATIONAL TABULATIONS

STARTING LINE presents in the following pages a condensed version of the official 1972 National Junior Olympic Tabulations, which have been taken from the results of District Association Junior Olympic meets. The mark and name of the athlete is followed by his or her home town. Boys tabulations (p. 13-14) were compiled by DR. TOM HALLSTROM. Girls tabulations (p. 15-16) were compiled by SAM GIAMBELLUCA.

Boys Divisions

BANTAM DIVISION (9-and-Under)

50 Yard Dash

6.4	Dwayne Stinson, Bakersfield, CA.
6.4	Tim Lowe, Fresno, CA.
6.7	Scott Friend, San Jose, CA.
6.8	Raymond Holland, San Jose, CA.
6.8	David Rodigo, Carmichael, CA.

75 Yard Dash

9.2	Anthony Wright, Sherman Park, R. Groves
10.1	
10.2	Randy Hindman, Sylvan Hills, AK

100 Yard Dash

12.2	Anthony Wright, Sherman Park, AK
12.4	Scott Friend, San Jose, CA.
12.5	Tim Lowe, Fresno, CA.
12.5	Raymond Holland, San Jose, CA.
12.6	J. Jones, Beatrice, NB.
12.7	Andre Hunter, Fresno, CA.
12.7	Kevin Jones, Bakersfield, CA.

220 Yard Dash

29.2	Jeff Robinson, Moberly, MO.
29.6	Rick Nunnally, Salina, Kansas
29.9	Tony Grimmett, Detroit, MI
30.7	Dwight Drane, Miami, Fl.
30.7	T. DeHaven, Ft. Wayne, IN
30.8	J. Moore, Ft. Wayne, IN.
30.8	Greg Fangborn, Spokane, WA.

440 Yard Dash

67.8	Carl Young, Shreveport, LA.
68.6	Stanley Lambert, Fresno, CA.
69.4	Mark Stelo, Bakersfield, CA.
70.4	Scott Stringer, Clovis, CA.
70.6	Marcus Greenwood, Bakersfield,

660 Yard Run

1:51.4	Craig Smajstria, Pearland, TX.
1:55.5	Davis Utz, Houston, TX.
1:56.5	Jerry Grieco, Fresno, CA.
1:57.3	Claud Rodriguez, Avondale, LA.
1:58.1	Jackie Kent, Wasco, CA.

880 Yard Run

2:40.8	Mark Matranga, Sacramento, CA.
2:41.5	Doug Starkey, Spokane, WA.
2:44.8	Jeff Compton, Casper, Wyoming
2:46.7	Harold McQuire, Detroit, MI.
2:47.0	Tim Sanchez, Albuquerque, N.M.

440 Yard Race Walk

2:00.3	G. Smith, Oklahoma
2:01.1	Greg Bentley, Reno, Nevada
2:05.5	C. Winters, Oklahoma
2:05.6	P. Harper, Oklahoma
2:09.4	Mark Marshall, Burgettstown, Pa

One Mile Race Walk

8:25.0	Greg Bentley, Reno, Nev.
10:31.0	Mark Marshall, Burgettstown, PA.
10:34.0	Steve Bentley, Reno, Nev.
10:51.2	Kevin Mande, Ft. Riley, Kansas
10:57.2	Kevin Brenning, LaCrosse, Kansas

Long Jump

14'11 1/4"	Donnell Williams, Bakersfield, CA
14'9 1/2"	J. Jones, Beatrice, Neb.
13'9 1/2"	Jeff Robinson, Moberly, MO.
13'9"	Tracey Barbers, Kings Canyon, CA.
13'8"	Jerry Simonian, Fresno, CA.

High Jump

4' 2"	Mark Warren, Bakersfield, CA.
4' 2"	Tony Arduengo, Merced, CA.
4' 1"	Stephen Burke, Salinas, CA.
4' 0"	Chris Rosenthal, Fresno, CA.
4' 0"	Mike Cook, Fresno, CA.
4' 0"	Carl Young, Shreveport, LA.
4' 0"	Mike Taylor, Shreveport, LA.

Standing Long Jump

6'10 1/4"	Mark Zonewick, Dayton, Ohio
6' 8"	Ricky Sanford, El Campo, Tex.
6' 6"	Howie Pruitt, Humble, Tex.
6' 6"	Todd Hookfin, Springfield, Ohio
6' 6"	Thomas Allen, Detroit, MI.

Standing Triple Jump

18'1 1/2"	Scott Green, Salina, Kansas
17'11 1/4"	Eddy Koelling, Onaga, Kansas
17'8"	Jimmy Plunkett, Poplar Bluff, MO
17'8"	Scott Schulte, Nevada, MO.
17'3 1/4"	Bruce Hanebrink, Cape Girardeau,
17'1"	Bill Conway, Little Rock, Ark.

Baseball Throw

192'6 1/4"	Scott Berry, Neosho, MO.
188'8"	Brian Marshall, Shawnee, Kansas
179'8"	Brian Ledbetter, Topeka, Kansas
169'9"	Gary Wright, Tacoma, Wash.
166'2"	Scott Morris, Poplar Bluff, MO.

MIDGET DIVISION (10-11)

50 Yard Dash

6.3	George Goffney, Leemoore, Calif.
6.3	Tom Holliday, Bakersfield, Calif
6.4	Bob Roszkos, Los Altos, Calif.
6.4	Kevin Stafford, Nevada City, Cal
6.4	Richard Moody, New Albany, Ind
6.5	Chris Koube, Portland, Oregon
6.5	Dennis Davis, Menlo Park, Calif.
6.5	Mathew Emge, Vallejo, Calif.
6.5	Tom Gardenhire, Salina, Kansas
6.5	Craig Kelly, Bakersfield, Calif.
6.5	Arthur Irland, Fresno, Calif.
6.5	Dana Journey, Denver, Colorado

75 Yard Dash

9.2	S. McKeever, Oklahoma
9.5	Ulysses Grant, Sherman Park, Ark
9.6	Bernardi Johnson, Glenview, Ark.

100 Yard Dash

11.4	Marvin Cummings, Bakersfield, Ca
11.8	Mark Sales, Lincoln, Nebraska
11.8	George Gaffney, Leemoore, Calif.
11.8	Lanoris Marshall
11.8	Randy Moody, New Albany, Indiana
11.9	Andy Robinson, Omaha, Neb.
11.9	Sparky Call, Fresno, Calif.
12.0	Victor Jordan, Omaha, Neb.
12.0	Ezra O'Neal, Omaha, Neb.
12.0	Donald Mills, Shreveport, Louisi
12.0	Gary Rosenzweig, Burlingame, Cal

220 Yard Dash

27.0	Chuck Davis, Kansas City, Missou
27.7	Geoff Allen, Columbus, Ohio
27.7	Scott Schwab, Manhattan, Kansas
27.8	E. Williams, Ft. Wayne, Indiana
27.9	Steve Bruce, Menlo Park, Calif.
28.1	D. Jackson, South Bend, Indiana

440 Yard Dash

60.1	Chuck Davis, Kansas City, Missou
62.6	John Candelaria, Ariz.
62.9	Mike Agraan, Salinas, Calif.
63.7	Aloza Kirksev, Port Riley, Kansa
64.1	Stewart Lowrey, Norrich, Kansas

660 Yard Run

1:44.0	Adolph Smith, West Columbia, Tex
1:49.6	Ron Comarota, Millbrae, Calif.
1:50.2	Jay Adams, Little Rock, Arkansas

880 Yard Run

2:28.0	Eric Little, Fresno, Calif.
2:29.8	Rick Baker, Lincoln Park, Michig
2:32.0	Robert Nunez, Shafter, Calif.
2:32.0	John Singer, Saginaw, Mich.
2:34.8	Rick Bentley, Richland, Wash.
2:35.0	Jessie Parks, Detroit, Mich.

One Mile Run

5:26.5	Kelly Walters, Spokane, Wash.
5:34.4	Dale Weddle, Albuquerque, New Me
5:36.5	Danny Martinez, San Jose, Calif.
5:43.3	Jay Schreiber, Richland, Wash.
5:45.2	Gregory Clarke, Miami Springs
5:45.2	Walt Meyers, Post Falls, Idaho

440 Yard Race Walk

1:52.0	M. Harding, Oklahoma
1:58.0	B. Leverett, Oklahoma
1:58.3	D. Lee, Oklahoma

880 Yard Race Walk

4:26.1	Mike Rencheck, Burgettstown, Pa.
4:33.4	Greg Hack, Spokane, Wash.
4:35.8	Ralph Phillis, Burgettstown, Pa.
4:36.0	Tom Rhodes, Mt. Lebanon, Pennsylv
4:36.3	Danny Martinez, San Jose, Calif.

One Mile Race Walk

8:45.4	Kelly Walters, Spokane, Wash.
8:48.0	Danny Martinez, San Jose, Calif.
9:38.0	Mike Rencheck, Burgettstown, Pa.

Standing Triple Jump

21'5"	Tommy Miller, Bloomfield, Miss
21'3"	M. Tygrett, Cape Girardeau, Miss
20'6"	Kevin Monroe, Poplar Bluff, Miss

High Jump

5'10"	David Reynolds, Perrytown, Texas
4'11"	Joel Kuchera, Salina, Kansas
4'11"	Toby Wisdom, Stratford, Texas
4'10"	K. Reese, Oklahoma
4'10"	Tony Johnson, Bakersfield, Calif
4'10"	Like Squitz, Ellsworth, Kansas
4'10"	Terry Smith, McPherson, Kansas
4'9 1/4"	Andy Smith, Columbus, Ohio
4'9"	Kevin Sis, Benkelman, Neb.
4'9"	Mike Sweet, Porterville, Calif.

Baseball Throw

215'7"	Mark Lance, Poplar Bluff, Missou
214'0"	Cary Rosenzweig, Burlingame, Cal
210'10"	Bret Lindsay, Kalispell, Montana
202'6"	Mark Sivara, Tacoma, Wash.
202'2"	Ron Clawson, Richland, Wash.

One Mile Race Walk Cont.

9:40.5	Tim Bunker, LaCrosse, Kansas
9:45.3	Joel Kuchera, Salina, Kansas

Shot Put (6 lbs.)

38'10"	Jim Newton, Richland, Wash.
34' 3"	Chris Cobb, Lawrence, Kansas
33'11 1/2"	Willis Dean, Miami, Florida
33'9 1/2"	Bob Tovar, Wapato, Wash.
33'4 1/4"	Scott Stubenhofer, Cottonwood Pa

Long Jump

16'5 1/4"	Lanoris Marshall
16'3 3/4"	Bob Amble, Bakersfield, Calif.
16'2 1/2"	Robert Armstrong, Omaha, Neb.
16'0 1/2"	Tony Jones, Moline, Illinois
16'0 1/4"	Jeff Eastman, Merced, Calif.

Running Triple Jump

33'7 1/2"	Yom Clarke, Bakersfield, Calif.
33'6 1/2"	Lee Lewis, Stratford, Calif.
33' 2"	Jeff Birch, Junction City, Kansa
32'7 1/2"	Scott Gannon, Lawrence, Kansas
32'3 1/4"	Brian Howie, Chapman, Kansas

Standing Long Jump

7'8 1/4"	Jeff Sherman, Denver, Colorado
7' 8"	Terry Durst, Denver, Colorado
7' 6"	Sam Reques, Denver, Colorado
7' 6"	David Swartout, Ephrata, Wash.

JUNIOR DIVISION (12-13)

75 Yard Dash

8.3	Mike Griggs, Kermit, Texas
8.4	Mike Bounds, Chicago, Ill.
8.4	Rodney Howard, Fritch, Texas
8.4	Jerry Scott, Colorado Springs,
8.4	Randy Evans, Loveland, Colorado

100 Yard Dash

10.5	Derick Daniels, Fresno, Calif.
10.5	Ken Espina, Colma, Calif.
10.5	Dwayne Evans, Phoenix, Ariz.
10.6	James Jones, Leemoore, Calif.
10.6	John Bell, Miami, Florida
10.6	John Smith, Bossier City, Louis
10.6	Siegfried Ezell, Phoenix, Arizona
10.7	Lewis Richardson, Wasco, Calif.
10.8	Joe Gifford, Crete, Neb.
10.8	Greg Pritchard, Argonia, Kansas
10.8	Mike Griggs, Kermit, Texas
10.8	Paul Chacon, Tracy, Calif.
10.8	Pat Alberti, Verdi, Nevada

220 Yard Dash

23.8	Ken Vasquez
24.1	Trevor Wright, Topeka, Kansas
24.2	Pat Alberti, Verdi, Nevada
24.4	Clayton Taylor, San Jose, Calif.
24.5	Lewis Richardson, Wasco, Calif.
24.5	Fred Dewitt, Berkeley, Calif.

440 Yard Dash

49.5	Danny McBride, Marrero, Louisiana
52.5	Dan Magee, San Francisco, Calif.
54.3	Richard Merreel, Miami, Florida
54.5	Pat Alberti, Verdi, Nevada
55.4	Brian Mertlick, Fresno, Calif.

660 Yard Run

1:35.8	Bob Bundy, Spokane, Wash.
1:36.2	Scott Andrews, Cheney, Wash.
1:37.5	Jeff Kold, Richland, Wash.
1:39.3	Monty Mathews, St. Paul, Neb.
1:41.6	Fred Higson, Columbia Falls, Mont

880 Yard Run

2:15.0	Gary Karthausser, Lincoln, Neb.
2:15.2	Brad Sheldon, Ekalaka, Montana
2:15.3	A. Fiorentine, Oklahoma
2:15.4	Gerry Smith, Tulare, Calif.
2:16.1	Wayne Loving, Des Arc, Arkansas

One Mile Run

4:54.0	Brad Smith, Detroit, Mich.
4:56.2	Jesse Gayton, Visalia, Calif.
4:58.5	Eric Sinclair, Visalia, Calif.
5:08.2	Brian White, Fresno, Calif.
5:08.2	Art Bowen, Fresno, Calif.
5:09.4	Stephen Cook, Raleigh, No. Carol

880 Yard Race Walk

3:53.0	Frank Miller, Menlo Park, Calif.
3:53.2	Tony Conray, Maupin, Oregon
3:57.3	Peter Sprock, Twin Bridges, Calif

One Mile Race Walk

8:43.0	Phil Ragland, Spokane, Wash.
9:06.0	Frank Miller, Palo Alto, Calif.
9.07.0	Brian Piazza, Lake Tahoe, Calif.
9:28.5	Pat Dhænens, Spokane, Wash.
9:28.9	Rodney Harms, Salina, Kansas

(continued on next page)

Two Mile Race Walk

20:17.5 Rodney Harms, Salina, Kansas
20:32.4 Greg Johnson, LaCrosse, Kansas
21:07.4 Tim Havelka, Burgettstown, Pennsy

70 Yard Hurdles (30 inch)

9.3 John Hutchinson, Fresno, Calif.
9.3 K. Cammock, Fort Wayne, Indiana
9.4 Robert McCollum, Russellville, Ar
9.5 Louis Hampton, Springfield, Ohio
9.7 S. Ichs, Oklahoma
9.7 Tromley, Butte, Montana
9.7 Bob McIntoch, Buttonwillow, Calif
9.8 Brian Leverett, Detroit, Mich.

High Jump

5'7" Mark Mattison, Dayton, Ohio
5'7" Randy Lind, Andale, Kansas
5'6" Steve Shiell, Pleasant Hill, Oreg
5'6" Warren Bauman, Wathena, Kansas
5'6" Rick Klump, Nevada, Missouri
5'6" Scott Westerings, Tacoma, Wash.
5'6" Rich Phillips, Moline, Ill.
5'5" Jim Ellison, Oklahoma
5'5" Mark Slaton, Merced, Calif.
5'5" Brad Shelton, Ekalaka, Montana

Long Jump

20'10" Derick Daniels, Fresno, Calif.
19'11½" Dwayne Evans, Phoenix, Ariz.
19' 8½" Kevin Yaussi, Mayville, Neb.
19' 7½" John Kimura, Fowler, Calif.
19' 5½" Ken Vasquez, Calif

Triple Jump

40'3½" Mark Slaton, Merced, Calif.
38'10½" Kyle Jones, Spokane, Wash.
38'8½" John Kimura, Fowler, Calif.
38'7½" Barry Davis, St. Louis, Missouri
37'10½" Larry Cekello, Meadowvale, Penn.

Pole Vault

11'0" Brett Hodges, Shawnee, Kansas
10'6" Bill Morgan, Gassel, Kansas
10'6" Mark Schultz, Gothenburg, Neb.
10'3" Brad Ness, Sunnyside, Wash.
10'0" Ken Bradshaw, Fresno, Calif.
10'0" Jim Novacek, Sloan, Iowa
10'0" Larry Tuma, Mahaska, Kansas
9'8" Jay Evans, Hamilton, Montana

Shot Put (8 lbs)

57'5" Jack Wall, Erie, Penna.
51'7" Quinn Loreti, Penna.
51'3½" Matt McNaughton, Fresno, Calif.
50'8" Tim Reed, Springfield, Ohio
50'4½" Mike Sculley, Cozad, Neb.

INTERMEDIATE DIVISION (14-15)

100 Yard Dash

9.9 Robbie Smith, Louisville Kentucky
9.9 J. Bivens, Columbus, Ohio
9.9 Maurice Glass, Oakland, Calif.
10.0 Mike Thompson, Omaha, Neb.
10.0 Harlan Huckleby, Detroit, Mich.
10.0 Herman Thacher, Winston Salem, No
10.0 Barry Burney, Greenville, No. Car
10.1 Eric Singleton, Fresno, Calif.
10.1 Guillermo Olivares, Fresno, Calif
10.1 H. Conway, Winston Salem, No. Car
10.1 Welton Cobb, Snyder, Texas
10.1 Anthony Parker, Charlotte, No. Ca
10.1 Michael DeLaney, Massachusetts

220 Yard Dash

22.1 Greg Burt
22.1 Barry Burney, Greenville, No. Caro
22.5 Sidney Harris
22.5 Dan Gordon
22.7 Rex McGregor, Memphis, Tenn.
22.9 Warren Porter, Miami, Florida
23.0 Scott Murphy,

440 Yard Dash

50.6 Victor Thompkins, Miami, Florida
50.8 Harry Brown, Hazlehurst, Miss.
50.9 Paul McClain, Bellevue, Neb.
51.3 Greg Hill, Louisville, Kentucky
51.3 Wayne Glasper, New Orleans, LA.
51.4 Dave Sullivan, David Douglas, Ore
51.4 Dan Gordon, Reno, Nevada

880 Yard Run

1:58.5 Bud Avery, Charlotte, No. Caro.
1:59.9 Brian Hock, Toledo, Ohio
2:00.0 Noel Hanson, Hill City, Kansas
2:01.7 Rich Gehrts, Kent, Wash.
2:01.9 Ron Galvin, Dundee, Oregon

One Mile Run

4:26.4 Larry Nettles, Baytown, Texas
4:29.0 Mike Shields, Cincinnati, Ohio
4:31.0 Rich Tucker, Seattle, Wash.
4:31.0 G. Washington, Highland, Indiana
4:32.3 Tim Flynn, Penn Hills, Pa.
4:32.5 Mark Bailey, Roseburg, Oregon

Two Mile Run

9:59.6 Lynn Weitz, Spokane, Wash.
10:03.4 Jon Slaughter, Nashville, Tenn.
10:05.9 Mike Hill, Huntsville, Tenn.
10:12.7 Steve Hair, North East, Penn.
10:15.4 Henry Winger, Oil City, Penn.

One Mile Race Walk

7:54.7 Rudy Pearson, Trout Lake, Wash.
7:55.0 Brad Bentley, Reno, Nevada
8:18.9 Pat Blackburn, LaCrosse, Kansas
8:22.5 Raymond Chapin, Kansas City, MO.
8:28.8 Mickey Thompson, Sutherlin, Oreg

Two Mile Race Walk

16:27.0 Brad Bentley, Reno, Nevada
17:11.6 Geoff Rhodes, Mt. Lebanon, PA.
18:13.4 Pat Blackburn, LaCrosse, Kansas
18:24.0 Mike Benner, Stockton, Calif.
18:56.0 Eugene Quilantang, Stockton, Cal

Three Mile Race Walk

25:25.0 Brad Bentley, Reno, Nevada
27:12.0 Mike Benner, Stockton, Calif.
27:56.6 Pat Blackburn, LaCrosse, Kansas
28:44.8 Don Ganassi, Pittsburg, Penn.
29:05.9 Raymond Chapin, Kansas City, Mis

70 Yard Hurdles (39 inch)

9.7 Kenneth Sully, East St. Louis,
9.7 Charles Halgren, Montana
9.9 Michael Edwards, Metairie, Louis
9.9 Jeff Jones, Fresno, Calif.
10.0 Richard Bell, Kennett, Missouri
10.0 Sampson, Helena, Mont

120 Yard Hurdles (39 inch)

15.0 Al. Lindberg, Mounds View, Minn.
15.2 Richard Hughes, New Albany, Indi
15.3 Mark Milderbrandt, San Jose, Cal
15.5 Glenn Gray, Burger, Texas
15.5 Harvey Robertson, Winston Salem,
15.7 George Raser, Sunray, Texas
15.7 Kevin Poreman, Elizabeth, Penn.
15.7 Wes Washington, Columbus, Ohio
15.7 G. Byram, Oklahoma

120 Yard Low Hurdles

13.3 B. Windom, Fort Wayne, Indiana
13.4 W. Rouse, Fort Wayne, Indiana
13.5 Kevin Foreman, Elizabeth, Penn.
13.6 G. Robertson, South Bend, Indian
13.7 M. Phillips, Una, Indiana

Long Jump

21'11½" Pat Harris, New Albany, Indiana
21'3" Tom McDaniels, Winston Salem,
21'2" Steve Christopher, St. Charles,
21'0½" John Young, Scottsdale, Arizona
21'0" Kevin Juttner, Latrobe, Penn.

High Jump

6'5½" Clark Beedle, Carmichael, Calif.
6'3½" Mark Hill, Omaha, Neb.
6'3½" D. Phelps, Hastings, Nebraska
6'3" John Bentlick, Chicago, Ill.
6'3" Ronnie Shaw, New Albany, Indiana
6'2½" Lynn Bird, Texas City, Texas
6'2" Andy Piper, Mexico, Missouri
6'2" Carl Heissler, Louisville, Kent
6'2" B. Steadman, Lexington, Neb.

Triple Jump

43'7" Kevin Atley, San Jose, Calif.
43'3" Bob Davis, Fresno, Calif.
42'6" John Haynes, Calif.
42'3½" Mike Morgan, Calif.
42'1½" Bill Gorjance, Seattle, Wash.

Discus Throw (1.6 Kilogram)

143'11" Tom Copeland, Aberdeen, Wash.
142' 3" Eric Smith, Columbus, Ohio
140' 0" Brad Hanks, Corning, Calif.
138' 4" Bobby Neff, Knoxville, Tenn.
136'11" Kent Crownover, Chanute, Kansas

Shot Put (8 lbs.)

58'8½" K. Kayhill, Topeka, Kansas
57'5½" B. Hammon, Osawatomie, Kansas
56'1¼" Randy Mock, Sentinel, Montana
55'9" Jim Hines, Fresno, Calif.
55'6" Dane Krzelak, Havre, Montana

Shot Put (12 lbs)

53'11½" Randy Ezell, Mexico, Missouri
53'2" Eric Smith, Columbus, Ohio
51'1½" Clyde Hearron, Conroe, Texas
50'10" Gary Buchanan, Kingman, Kansas
50'1¼" Jim Maher, Glendale, Arizona

Pole Vault

13'8½" Tim Riley, Wichita, Kansas
13'0" Doug Knauss, Halstead, Kansas
12'7" Larry Endman, Hoquaim, Wash.
12'6" Bruce Gazen, Roseville, Calif.
12'6" Mike Shara, Belleville, Kansas
12'6" L. West, Indiana
12'6" Dennis Sanchez, Denver, Colorado

Decathlon

4859 Brad Bright, Chanute, Kansas
4729 Eugene Perkins, Riley, Kansas
4210 Ray McNaughton, Topeka, Kansas

SENIOR DIVISION (16-and-17)

100 Yard Dash

9.7 Barney Cobb, Richmond, Virginia
9.7 Allen Misher, Houston, Texas
9.7 Saffever Ingram, Kentucky
9.8 Craig Prewitt, Borger, Texas
9.8 Benny DeGeorge, Houston, Texas
9.8 Bill Moore, Omaha, Neb.

220 Yard Dash

22.0 Donald Cranfield, Hahnville, Mis
22.1 David Cranfield, Hahnville, Miss

440 Yard Dash

48.8 Elvis Jennings, Metairie, LA.
49.1 Ron Cupka, Fairfax, Virginia
49.2 Carl Hill, Memphis, Tenn.
49.4 Mark Pallon, Reading, Maryland
49.5 Barney Cobb, Richmond, Virginia

880 Yard Run

1:56.1 Carl Jawson, New Orleans, LA.
1:56.2 Nick Martin, Pennsylvania
1:56.6 Charles White, Harvey, Ill.

One Mile Run

4:17.3 Gordon Pino, Jaguna, New Mex.
4:17.8 Anthony Sandoval, Los Alamos,
4:19.5 D. McFarland, Richmond, Indiana
4:19.8 Nick Martin, Mt. Lebanon, Pa.

Two Mile Run

9:20.3 Clary Reinsma, Seattle, Wash.
9:22.6 Gordon Bowman, Tacoma, Wash.
9:27.0 Daney Scheingler, Raleigh, No.

One Mile Steeple Chase

5:07.0 Rick Wheeler, Glenwood, Minn.
5:10.1 John Bartholow, Belle Plaine,
5:12.1 Jerry Connolly, Burnsville, Minn
5:13.4 Bob Reed, Burnsville, Minn.

One Mile Race Walk

7:34.8 Barry Harwick, Mt. Lebanon, PA.
7:44.0 Steve Herman, LaCrosse, Kansas
7:47.4 James W. Bentley, Jr., Reno, Nev
7:51.6 Joe James, Ft. Townsend, Wash.
7:55.2 Al Schurman, Spokane, Wash.

Three Mile Race Walk

24:54.5 James W. Bentley, Jr., Reno, Nev
24:51.8 Barry Harwick, Mt. Lebanon, PA.

Six Mile Race Walk

53:13.0 Barry Harwick, Mt. Lebanon, PA.
55:58.0 James W. Bentley, Jr., Reno, Nev

120 Yard High Hurdles

13.8 Allen Misher, Houston, Texas
14.0 Paul Anderson, Gordon, Neb.
14.0 Mike Nealy, Stockton, Calif.
14.1 Phil Stapp, Louisville, Kentucky
14.2 Bill Jankunis, New York, N.Y.
14.2 John Hefferman, New York, N.Y.

180 Yard Hurdles (30 inch)

18.6 Mike Nealy
19.6 Phil Estep
19.6 Steve Mahnke, Hudson, Wis.
19.6 Bill Billingsley

220 Yard Intermediate Hurdles

25.6 James Barnes, New Orleans, LA.
27.0 G. Yates, Kalispell, Montana
28.0 Pete Hesphen, Havre, Montana

High Jump

6'7" Don Rasmussen, Tacoma, Wash.
6'7" John Hayes, Seattle, Wash.
6'6" James Myatt, Lubbock, Texas
6'6" Rod Raner, Rochester, Minn.
6'6" Mike Thompson, Calif.

Pole Vault

15'0" Bob Crites, Indiana
14'9½" Ed Grandom, Burton, Kansas
14'6" Glen Bullick, Brooklyn Center,
14'6" G. Hunter, Indiana
14'2½" Rick Cotton, Gering, Neb.
14'1" Earl Bell, Jonesboro, Ark.

Shot Put (12 lbs)

62'10½" Howard Banich, Denver, Colorado
56'3½" Bill Johannsen, Arizona
55'9½" Wayne Bouvier, Utica, Mich.
55'4" Chuck Boer, Fairfax, Virginia
55'2½" Jim Podrebarac, Shawnee Mission,

Discus Throw (1.6 Kilogram)

171'1" Rusty Hodge, Harrisonville, Miss
170'9" Chuck Coblentz, Iola, Kansas
169'6" Charles Jackson, Berkeley, Calif
159'11" Mark Rice, Hellgate, Montana
159'9" Steve Hauenstein, Reardan, Wash.

Javelin Throw (800 gram)

196'7 Bud Bluth, Uniontown, Missouri
196'2" Kenny Uebelaker, Osborne, Kansas
194'1" Gary Coccoialetti, Hempfield, Ml.
191'3" Don Tulin, Colfax, Washington
189'3" David Huffman, Lyons, Kansas

Decathlon

6918 Nolan Cronwell, Ransom, Kansas
5768 Eddie Grandom, Burton, Kansas

Starting Line 1973 Handbook A Track & Field Annual for Junior Age-Group Athletes

This second edition of the 1973 STARTING LINE ANNUAL HANDBOOK should be a best-seller.

The material is new and different. The highlight, this year, will be the statistical compilation of an ALL-TIME AGE LIST.

This section alone is worth the price.

You may order this excellent Handbook today.

Just send \$1.25 plus 25¢ for postage to:

STARTING LINE, P.O. Box 878,
Reseda, California 91335.

Girls Divisions

BANTAM DIVISION (9-and-Under)

50 Yard Dash

6.8 Michelle Roberts, Kern, Calif.
6.9 Anita Healy, Edmonds, Wash.
7.0 Sandy O'Reilly, Fresno, Calif.
7.0 Farah Brown, Miami, Florida
7.0 Charlene Williams, Detroit, Mich.
7.0 Victoria Stripling, Miami, Fla.
7.0 La Donna Hackett, Fresno, Calif.
7.0 Becky LeMore, Issaquah, Wash.

100 Yard Dash

12.4 Patty McFall, Calif.
12.7 Joyce Bowie, Santa Barbara, Calif.
12.7 Tracy Hanion, Long Beach, Calif.
12.8 Elaine McKenna, Calif.
12.8 Mariani Rosemead, Oxnard, Calif.
12.9 Gigi Hurley, San Francisco, Calif.
13.0 Anna Van, Winslow, Arizona
13.0 Charlene Williams, Detroit, Mich.
13.0 Sandy O'Reilly, Fresno, Calif.

220 Yard Dash

29.5 Teresa Barr, Miami, Florida
29.5 Farah Brown, Miami, Florida
30.8 Lisa Boynton, Detroit, Mich.
31.0 Patty McFall, Calif.
31.2 Gina Hayes, Topeka, Kansas
31.2 Kelley Albert, Kalispell, Mont.
31.3 Regina Bogess, Kansas City, Mo.

440 Yard Dash

70.2 Jackie White, Fresno, Calif.
70.3 Bobby Belk, Bakersfield, Calif.
70.4 Pam Daniels, Miami, Florida
70.7 Rusponiza Alberty, Riverdale, Ga.
71.0 Debbie Bellavoine, Phoenix, Ariz.

660 Yard Run

1:55.6 Dawn Freeman, Phoenix, Arizona
1:56.1 Joyce Schmal, Phoenix, Arizona
1:58.0 Teresa Barr, Miami, Florida
2:00.7 Teddi White, Albuquerque, New Mex.
2:01.0 Jennifer Bell, Detroit, Mich.

High Jump

4'2 1/2" Dawn Freeman, Phoenix, Arizona
4'1" Utta Shelton, Ft. Riley, Kansas
4'1" Lisa Peters, Calif.
3'10" Lisa Engler, Manhattan, Kansas
3'10" Greta Prestenback, Marrero, La.
3'10" Cathy Weber, Tacoma, Wash.
3'10" Melissa Sandoval, Albuquerque, N.M.
3'10" Barbara Kriz, Las Vegas, Nev.
3'9 1/2" Joanie Jelleca, Bakersfield, Calif.
3'9" Gigi Hurley, San Francisco, Calif.

Long Jump

14'3 1/2" Joyce Bowie, Santa Barbara, Calif.
13'8 1/2" Sandy Stime, Calif.
13'1 1/4" Julie Coleman, Issaquah, Wash.
13'1" Kathy Kanngiesser, Zenda, Kansas
13'0 1/2" Anna Van, Winslow, Arizona

Baseball Throw

146'7" Verna Ward, Moberly, Missouri
146'3" Debbie Edens, Phoenix, Arizona
140'0" Kime Allen, Metairie, Louisiana
139'7" Teresa Daily, Kansas City, Mo.
131'7" Lori Daigle, Gretna, Louisiana

Standing Long Jump

7'7" Mary Ann Payne, Richland, Wash.
6'10" JeVoire, Richland, Wash.
6'8 1/2" Betty Lybber, Toppenish, Wash.
6'8 1/2" Jamie Chance, Dayton, Ohio
6'7" Marian Banks, Dayton, Ohio

MIDGET DIVISION (10-and-11)

50 Yard Dash

6.4 Felicia DuFuch, Denver, Colo.
6.5 JoAnne Hackett, Fresno, Calif.
6.5 Denise Morrow, Detroit, Mich.
6.5 Loretta Rhea, Topeka, Kansas
6.5 Jean Mikes, Miami, Florida
6.5 Jean Sullivan, Denver, Colo.

100 Yard Dash

11.5 Jackie DeVose, Detroit, Mich.
11.8 Sherry Lynn Brown, Columbus, Ohio
11.8 Gayle Hester, Rock Island, Ill.
11.8 JoAnne Hackett, Fresno, Calif.
11.9 Deidra Simpson, Illinois
12.0 Debra Henderson, Washington, D.C.
12.0 Darla Verduzco, Pittsburg, Calif.

200 Yard Dash

26.2 Jackie DeVose, Detroit, Mich.
27.4 Sherry Lynn Brown, Columbus, Ohio
27.4 Cynthia Smith, Richmond, Calif.
27.6 Diane Parker, Miami, Florida
27.7 Darla Verduzco, Pittsburg, Calif.
28.0 Denise Morrow, Detroit, Mich.

440 Yard Dash

64.3 Carolyn Monday, Richmond, Calif.
64.4 Tana Meadows, Albuquerque, N.M.
64.5 Veronica Alston, Pittsburg, Calif.
65.6 Charlen Coffey, LeMoore, Calif.
65.9 Cheryl Symons, Phoenix, Arizona

660 Yard Run

1:47.0 Leslie Rose, Detroit, Mich.
1:49.4 Debbie Volk, Scottsdale, Arizona
1:50.7 Sandy Carpenter, Wash.
1:53.1 Melanie Edmondson, Phoenix, Ariz.
1:53.1 Pam Pete, Phoenix, Arizona

880 Yard Run

2:29.0 Rochelle Collins, Detroit, Mich.
2:33.5 Lesa Gilliland, Albuquerque, N.M.
2:33.8 Tracy Baer, Albuquerque, New Mex.
2:33.9 Dale Keough, Calif.
2:35.7 Lezli Peterson, Santa Cruz, Calif.

High Jump

4'9 1/2" Debra Jones, Fresno, Calif.
4'9" Carol Muselian, Detroit, Mich.
4'7 1/4" Vicki Murray, Phoenix, Arizona
4'7" Healy Yount, Mercer Island, Wash.
4'6 1/4" Judy Elliott, Republic, Neb.

Long Jump

15'10" Jean Sullivan, Denver, Colorado
15'7" Chris Tomic, Long Beach, Calif.
15'4 1/2" Cynthia Banks, Detroit, Mich.
15'3 1/2" Claudia Stahmer, Omaha, Neb.
15'3 1/2" Paula Stevens, Huron, Calif.

Standing Long Jump

7'10 1/2" Robbin Green, Greeley, Colorado
7'8 1/4" Jennifer McFall, Wash.

Baseball Throw

191'8" Lavon O'Banner, Mesa, Arizona
178'4" Vera Mae Windfrey, Greenville, Mich.
174'0" Sally Lusk, Lafayette, Calif.
170'7" Susan Strong, Tacoma, Wash.
170'0" Chris Shadwick, Columbus, Ohio

6-lb Shot Put

31'1" Petty Havlovick, Polson, Montana
29'6 1/2" Susan Collins, Reynolds, Pa.
29'2 1/2" Sue Brown, Calif.
28'8" Tammy Carr, Phoenix, Arizona
28'2 1/2" Cathy Owens, Kalispell, Montana

JUNIOR DIVISION (12-and-13)

50 Yard Hurdles (30 inch)

7.1 Katherine LaPorte, Mt. Prospect, Ill.
7.2 Kathy Day, Florida
7.2 Christine Rassel, Lansing, Ill.
7.3 Lori Lowery, Norwich, Kansas
7.3 Susan McCullough, Florida
7.4 Denise Rodgers, San Francisco, Calif.
7.5 Blenda Malstead, Belleville, Kans.

50 Yard Dash

6.1 Isabelle Hartford, Kenner, La.
6.1 Andrea Wilson, Boulder, Colorado
6.1 Kathy Weston, Reno, Nev.
6.1 Veronica Venezia, San Rafael, Calif.
6.2 Beverly Hill, New York
6.2 Karen Elmore, San Francisco, Calif.
6.2 Dena Armstrong, Denver, Colorado
6.2 Karen Sunderland, Colorado Spr.
6.3 Kelly Perton, Smith River, Calif.
6.3 Valorie Milan, Chicago, Illinois

100 Yard Dash

11.1 Anette Robinson, Oakland, Calif.
11.2 Terry Hopkins, Chicago, Ill.
11.2 Shirley Rice, Rock Island, Ill.
11.3 Tina Roberson, Los Angeles, Calif.
11.4 Jennifer Edmonds, Calif.
11.4 Cindy Tatum, North Platte, Neb.
11.4 Bernadine Givens, Kenner, La.
11.4 Angela Johnson, Detroit, Mich.
11.5 Sandy Obermeier, Aurora, Neb.
11.5 Kathy Weston, Reno, Nevada
11.5 Lisa Talley, Columbus, Ohio
11.5 Rosalie Wright, Detroit, Mich.
11.5 Josephine Hobbs, Detroit, Mich.

220 Yard Dash

25.6 Anette Robinson, Oakland, Calif.
25.6 Francine Collins, Brookshire, Tex.
25.7 Isabelle Hartford, Kenner, La.
25.8 Adrienne Lewis, El Cerrito, Calif.
26.2 Audrey Remington, Topeka, Kansas
26.3 Laxie Paxton, Topeka, Kansas

440 Yard Dash

59.0 Robin Campbell, Washington, D.C.
60.5 Bernadine Givens, Kenner, La.
60.8 Francine Collins, Brookshire, Tex.
61.1 Dianne Holder, Long Beach, Calif.
61.3 Mary Moulton, Orinda, Calif.
61.3 Beth Boylan, Bellevue, Wash.

880 Yard Run

2:22.1 Susan White, Washington, D.C.
2:22.7 Amy Lucero, Albuquerque, N.M.
2:28.8 Sturr, Kettering, Ohio
2:29.4 Tina Miranda, Albuquerque, N.M.
2:30.1 Nancy Crane, Carmichael, Calif.

Mile Run

5:19 Mary Decker, Garden Grove, Calif.
5:24.2 Patsy Cervantes, Corcoran, Calif.
5:25.5 Doreen Assumma, Rialto, Calif.
5:29.0 Cathy Bjork, Midland, Mich.
5:29.1 Betty Burns, Wasco, Calif.

High Jump

5' 3" Susan Hackett, New Orleans, La.
5' 1" Christina Shawhan, Carmichael, Calif.
5' 1" Ann Gilliland, Albuquerque, N.M.
5' 0 1/4" Monique Donithan, Phoenix, Ariz.
5' 0" Sheila Orth, Bushton, Kansas
5' 0" Sharon Laughlin, Rialto, Calif.
5' 0" Cynthia Sandberg, Los Gatos, Calif.
4'11 1/2" Sandra Obermeier, Aurora, Neb.

Long Jump

17'5" Katherine LaPorte, Mt. Prospect, Ill.
17'4 1/4" Shirley Rice, Rock Island, Ill.
17'2 1/4" Sandra Obermeier, Aurora, Neb.
17'1" Nellie Young, Fresno, Calif.
16'9 1/2" Leah Buikstra, Downs, Kansas

Baseball Throw

229'6" Carol Duron, Phoenix, Ariz.
206'8" J. Eggart
206'4" LuAnn Swanberg, Belvidere, Ill.
197'8" Sharon Eggerding, Affton, Mo.
196'3" Bonnie Dunn, Yakima, Wa.

Shot Put (6 Pound)

41'7 1/2" Helen Williams, Detroit, Mich.
39'9" Laurie Keates, San Leandro, Calif.
37'10" Marie Garcia, Santa Cruz, Calif.
36'7 1/2" Carol Duron, Phoenix, Ariz.
36'4" Donna Reed, Aztec, N.M.

Discus Throw

91'4" Alexis Lettington, Sta Barbara, Calif.
88'3" Donna Yarbrough, Phoenix, Ariz.
85'5" Stacey Houghtalin, Ann Arbor, Mich.
82'9" Merna Jacobson, Columbia Falls, Mont.
81'5" Sharon Laughlin, Rialto, Calif.

INTERMEDIATE DIVISION (14-and-15)

80 Yard Low Hurdles

10.7* Debbie Esser, Woodbine, Iowa
10.8 Anita Salsman, Grant, Neb.
10.8 Dannelte Wilson, Boulder, Colo.
10.9 Juanita Orduna, Omaha, Neb.
10.9 Mitzi McMillan, Seattle, Wash.
11.0 Glenna Pickel, Hayward, Calif.
11.1 Jackie Guichard, Seattle, Wash.
11.1 Jocelyn Skelly, Midland, Mich.

100 Yard Dash

10.9* Sherry Duval, New Orleans, La.
11.0 Mary Jasnosh, Oshkosh, Neb.
11.1 Donna Washington, Denver, Colo.
11.1 Evelyn Ashford, Athens, Ala.
11.1 Jackie Randolph, Washington, D.C.
11.2 Linda Blakely, Detroit, Mich.
11.2 Sherry Wicks, Mobile, Ala.
11.2 Susan Peterson, Gothenburg, Neb.
11.2 Ditra Henry, Chicago, Ill.
11.2 Jean Killhoffer, Buffalo, Ill.

220 Yard Dash

24.6 Ditra Henry, Chicago, Ill.
24.7 Trudi Rebsamen, Mt. Prospect, Ill.
24.9 Janice Wiser, Chillum, Md.
25.2 Gina Jackson, Urbana, Ill.
25.2 Chammane Smith, Topeka, Kansas
25.4 Donna Washington, Denver, Colo.

440 Yard Dash

57.0 Cheryl Butler, Washington, D.C.
57.2 Debbie Esser, Woodbine, Iowa
58.3 Linda Wright, Phoenix, Ariz.
58.4 Terry Seippel, Kettering, Ohio
58.7 Sherry Kemp, Columbus, Ohio.

880 Yard Run

2:17.6 Debbie Quatier, Edmonds, Wash.
2:20.1 Susan Abernathy, Houston, Tex.
2:20.5 Linda Strecker, Albuquerque, N.M.
2:20.8 Salley Arthur, Topeka, Kansas
2:21.5 Julie Pulley, Bothell, Wash.

One Mile Run

5:30.6 Debbie Derr, Phoenix, Ariz.
5:35.6 Robbie Reneau, Bridgeport, Calif.
5:36.4 Karen Parsell, Kamiah, Wash.
5:39.9 M. Peterson, Granger, Wash.
5:43.8 Debbie Grafentin, Omaha, Neb.

High Jump

5'5 1/2" Joni Huntley, Sheridan, Or.
5'3" Johanna DeYoung, Kirkland, Wash.
5'2" Kathy Hart, Albuquerque, N.M.
5'2" Sherri Griffith, Chapman, Kans.
5'2" Terry Seippel, Kettering, Ohio
5'2" Connie Williams, Louisville, Ky.
5'2" Loretta Matjko, Lincoln Park, Mich.
5'1 1/2" Nancy Steiner, Omaha, Neb.
5'1 1/2" Becky Campbell, Philomath, Or.

Long Jump

19'5 1/2" Cheryl Butler, Wash. D.C.
18'8 1/2" Connie Weeks, Broken Bow, Ok.
18'7 1/2" Deidra Wilson, New York
18'1" Audry Marrocco, Palos Hills, Ill.
17'11 1/2" Kin Schofield, Springfield, Ill.

Shot Put (8 pound)

43'7 1/2" Judy Lane, Wheatland, Calif.
42'1" Yvette Brownlee, Fresno, Calif.
40'7" Linda Rankin
39'0 1/2" Debra Haynes, Fresno, Calif.
37'8 1/2" Jill Eilertsen

Discus Throw (1.0 Kilogram)

135'3" Judy Lane, Wheatland, Calif.
123'11" Yvette Brownlee, Fresno, Calif.
117'0" Jackie Gordon, Amandale, Va.
112'9" Kim Travers, New Wilmington, Pa.
112'1" Anne Seelye, Mercer Island, Wash.

Javelin Throw (600 gram)

136'4" Kelly Fuiks, Phoenix, Arizona
 114'6" Terry Chilcoat, Selah, Wash.
 104'6" Dixie Todd
 96'3" Stoudt, Leavenworth, Wash.
 93'6" Ann Miller, Bloomfield, Mo.

SENIOR DIVISION (16-and-17)

80 Yard Low Hurdles

10.3 Sherice DuChamp, Lincoln Pk, Mch.
 10.4 Janet Benford, Richmond, Cal.
 10.7 Terri Wheeler, Kalispell, Mont.
 10.7 Kim Smith, Columbus, Ohio
 10.8 Jan Reusser, Viola, Kansas

100 Yard Dash

10.9 Jane Oas, Wayzata, Minn.
 11.0 Debbie Quillen, Dix, Neb.
 11.0 Gwen Gould, Shelton, Neb.
 11.0 Margaret James, Greenville, Mis.
 11.0 Rachel George, Lorman, Miss.
 11.0 Lynn Smith, Detroit, Mich.

220 Yard Dash

24.7 Rosalyn Bryant, Chicago, Ill.
 24.7 Maeper West, Chicago, Ill.
 25.0 Jane Oas, Wayzata, Minn.
 25.0 Creola Miller, E.Palo Alto, Ca.
 25.0 Pam Riggs, Mountlake Terr, Wash.

440 Yard Dash

56.6 Jan Reusser, Viola, Kansas
 57.2 Lessa Wallace, Bernard, Kan
 57.3 Maeper West, Chicago, Ill.
 57.9 Carolyn Hamel, Palo Alto, Ca.
 58.1 Laurie Stephens, New York
 58.1 Lauri Figueroid, Warren, R.I.

880 Yard Run

2:18.2 Marilyn Carlson, Freeman, Mo.
 2:19.1 Anita Scandurra, New York
 2:19.8 Sue Henshaw, Oxon Hill, Md.
 2:20.8 Laurel Miller, Seattle, Wash.
 2:21.5 Lauri Figueroid, Warren, R.I.

One Mile Run

5:16.7 Cindy Hough, Missouri Val., Iowa
 5:33.4 Alicia Sabi, Gretna, IA.
 5:33.8 Debbie Raunig, Havre, Montana
 5:35.2 Donna Struthers, Yakima, Wash.
 5:36.3 Jayne Colton, Pennsylvania

High Jump

5'5 3/4" Desiree Gronwald, Westminster,
 5'4" Carla Tart, Manchester, Tenn.
 5'4" Kathy Heidelberg, Maple Plaine
 5'4" Denise Kemp, Reno, Nevada
 5'3 3/4" Toni Churchill, Lincoln, Neb.
 5'3" Cheryl Friesen, Inman, Kansas
 5'3" Polly Rothwell, Hyannis, Neb.
 5'3" Florence Herbert, Washington D.C

Long Jump

18'11" Jackie Taylor, Washington, D. C.
 18'8 1/2" Gwen Gould, Shelton, Neb.
 18'5 1/2" Jennifer Krien, Ft. Morgan, Colo
 18'4 1/2" Colleen Kindig, Hastings, Neb.
 18'2 1/2" Desiree Robinson, Fresno, Calif.

Shot Put (8 pound)

46'5" Desiree Gronwald, Westminster,
 43'5" Wyanette Mitchell, Honolulu, Haw
 41'5" Betty Ledgerwood, Silverton, Ore
 40'6" Lori Lyford, Kalispell, Montana
 40'2" Karen Sapienza, Bradford, Maine
 40'2" Jeanette O'Bert, Topeka, Kansas

Discus Throw (1.0 Kilogram)

141'10" Iva Wright, Fresno, Calif.
 132'5" Wyanette Mitchell, Honolulu, Haw
 122'9" Lori Lyford, Kalispell, Montana
 116'1" Urs la Radford, Wash.
 114'1" Kim Erekson, Kalispell, Montana

Javelin Throw (600 gram)

120'7" Debbie Browning, Anococonda, Mont.
 118'0" Sue Sewing, Jackson, Missouri
 114'11" Lori Lyford, Kalispell, Montana
 109'2" Linda Jonckowski, Billings, Mont.
 101'10" Robin Jacobs, Mt. Lebanon, PA.

1972 AAU BOYS NATIONAL TABULATIONS

Compiled by CHESTER BROOKS

BANTAM DIVISION (9-UNDER)

50 Yard Dash

6.6 Mike Stockham, Rky. Mtn.
 6.6 Bryan White, Rky. Mtn.
 6.8 Vincent Miller, Rky. Mtn.
 6.8 Ken Ranson, Rky. Mtn.
 6.8 Adam Walker, Flo. Gold Coast
 6.9 Sheldon Weiss, Rky. Mtn.
 6.9 B. Bostick, Southern
 6.9 David Cordes, Mo. Valley
 6.9 Charlie Brown, Flo. Gold Coast

75 Yard Dash

9.9 Cleotis Lewis, Rky. Mtn.
 9.9 Ken Ranson, Rky. Mtn.
 10.0 Bryan White, Rky. Mtn.
 10.0 Mike Stockham, Rky. Mtn.
 10.0 Ken Huston, Rky. Mtn.

100 Yard Dash

12.4 Dwight Drane, Flo. Gold Coast
 12.4 M. Harris, Southern
 12.6 Darryl Brown, Flo. Gold Coast
 12.6 Adam Walker, Flo. Gold Coast
 12.8 Mike Stockham, Rky. Mtn.
 12.8 Bryan White, Rky. Mtn.
 12.8 Stanley Thomkins, Flo. Gold
 12.9 Charlie Brown, Flo. Gold Coast
 13.0 Cleotis Lewis, Rky. Mtn.
 13.0 M. Harris, Southern

220 Yard Dash

29.0 Dwight Drane, Flo. Gold Coast
 29.1 Cleotis Lewis, Rky. Mtn.
 29.2 Mike Stockham, Rky. Mtn.
 29.2 Stanley Thomkins, Flo. Gold
 29.7 B. Manuel, Southern
 30.0 Bryan White, Rky. Mtn.
 30.0 Adam Walker, Flo. Gold Coast
 30.2 Charlie Brown, Flo. Gold Coast

440 Yard Dash

68.6 Stanley Thomkins, Flo. Gold
 69.2 Cleotis Lewis, Rky. Mtn
 69.9 Mike Stockham, Rky. Mtn.
 70.9 Greg Penghorn, In. Empire
 71.2 Barry Ruderman, Southern Pac.
 71.2 Earnest Oriente, Flo. Gold Coast
 72.6 Jackie Kent, Southern Pacific
 73.4 Bill Dupont, Mo. Valley
 73.6 Ken Huston, Rky. Mtn.
 73.6 Claud Rodriguez, Southern
 73.6 Peter Buckley, Southern Pacific
 73.7 Jerome Waddell, Southern Pacific

660 Yard Run

1:59.9 Mike Nevadomski, Flo. Gold Coast
 2:02.1 Kent Talley, Ozark
 2:02.3 Keven Hall, Ozark

One Mile Race-Walk

9:21.0 Greg Bentley, Pacific
 10:49.9 Steve Bentley, Pacific
 10:49.1 Danny Quintantang, Pacific

Running Long Jump

13'10" Bryan White, Rky. Mtn.
 13' 5" Morgan Thorpe, Flo. Gold Coast
 13' 4 1/2" Bill Dupont, Mo. Valley
 13' 0 1/2" Kenneth Edwards, Fl. Gold Coast
 12'11" Greg Pangborn, In. Empire
 12'10" Jim Maki, Rky. Mtn.
 12' 9" Dan Alderman, In. Empire
 12' 9" Adam Laine, So. Pacific
 12' 7" C. Rodriguez, Southern
 12' 6 1/2" Jim Banich, Rky. Mtn.
 12' 6 1/2" Patrick Scallan, Southern

Running High Jump

4' 2" George Peques, Rky. Mtn.
 4' 0" Adam Laine, So. Pacific
 4' 0" Dennis Virgil, Southern
 3'11 1/2" S. Gjenoro, Southern
 3'11" David Cordez, Mo. Valley
 3' 9 1/2" Bryan White, Rky. Mtn.

Baseball Throw

166' 2" Scott Morris, Ozark
 165' 2" G. Barrios, Southern
 164' 5" Bret Manuel, Southern
 161' 6" Steve Pelluer, In Empire
 157'11" Dee Wachter, Ozark
 156' 1/2" Darral Poster, Southern
 154'10" Curt Johnson, Ozark

440 Yard Race Walk

2:00.0 Greg Bentley, Pacific
 2:23.2 Danny Quilantang, Pacific
 2:25.0 Steve Bentley, Pacific
 2:28.8 M. Heitzman, Southern
 2:29.0 K. Silcox, Southern

Standing Long Jump

6'10" Ernest Monroe, Ozark
 6' 6 1/2" Mark Donais, In. Empire
 6' 4 1/2" M. Lange, Ozark

MIDGET DIVISION (10-11)

50 Yard Dash

6.2 T. Locste, Southern
 6.3 Shawn Daughy, Rky. Mtn.
 6.3 Terry Durst, Rky. Mtn.
 6.4 Arnold Campbell, Rky. Mtn.
 6.4 Vincent White, Rky. Mtn.
 6.4 C. Landry, Southern
 6.4 Andre Francis, Flo. Gold Coast
 6.5 C. Rayes, Southern
 6.5 Rodney Wilson, Flo. Gold Coast
 6.6 Larry Brooks, Rky. Mtn.
 6.6 Buck Griffin, Ozark

75 Yard Dash

9.3 K. Aguilard, Southern
 9.6 Ronald Alfred, Rky. Mtn.
 9.6 Ed Dudley, Rky. Mtn.
 9.6 Terry Durst, Rky. Mtn.
 9.6 Keven Johnson, Rky. Mtn.

100 Yard Dash

11.9 G. Nicosis, Southern
 11.9 Andre Francis, Flo. Gold Coast
 12.0 Rodney Wilson, Flo. Gold Coast
 12.0 Alvin Taylor, Flo. Gold Coast
 12.1 Alan Aiken, So. Pacific
 12.2 Ed Dudley, Rky. Mtn.
 12.2 Terry Durst, Rky. Mtn.
 12.2 Chuck Davis, Mo. Valley
 12.2 O. J. Waddell, So. Pacific

220 Yard Dash

26.6 Scott Schwab, Mo. Valley
 27.0 Andre Francis, Flo. Gold Coast
 27.2 Mark Fowler, Mo. Valley
 27.5 O.J. Waddell, So. Pacific
 27.6 Alan Aiken, So. Pacific
 28.0 Carl Hawkins, Flo. Gold Coast
 28.0 Alvin Taylor, Flo. Gold Coast
 28.0 Rodney Wilson, Flo. Gold Coast

440 Yard Run

63.5 Mike O'Neal, Rky. Mtn.
 63.5 Chuck Davis, Mo. Valley
 63.6 Dean Christian, Rky. Mtn.
 63.7 Moby Oliver, So. Pacific
 64.9 Brian Eddington, So. Pacific
 65.0 Duane Waters, So. Pacific
 65.3 Chris Wooden, Flo. Gold Coast
 65.5 Willie Davis, Flo. Gold Coast

880 Yard Run

2:30.6 Kelly Walters, In. Empire
 2:33.0 Mike O'Neal, Rky. Mtn.
 2:35.1 Chris Turner, Rky. Mtn.
 2:35.5 Brian Cleberg, Mo. Valley
 2:35.9 Derrick Dargy, Rky. Mtn.
 2:36.8 Mike Peterson, Ozark
 2:36.9 Steve Kinney, Rky. Mtn.
 2:37.4 Mark Lance, Ozark

Listed below are the best reported marks made in AAU age group competition. Name of AAU Association follows mark and name of athlete.

660 Yard Run

1:46.9 Freddie Harris, Flo. Gold Coast
 1:48.5 Gregory Anderson, Flo. Gold
 1:48.9 Kelly Walters, In. Empire
 1:49.3 Jeff Rubiera, Flo. Gold Coast
 1:50.5 Gregory Clark, Flo. Gold Coast

Running High Jump

4'10" Derik White, Rky. Mtn.
 4'10" Jeff Mullen, Rky. Mtn.
 4' 8 3/4" Jeff Quimett, In. Empire
 4' 8 1/2" Dean Christian, Rky. Mtn.
 4' 7" Sam Peques, Rky. Mtn.
 4' 7" Jim Roman, Rky. Mtn.
 4' 7" Tom Linton, Rky. Mtn.
 4' 7" Jeff Ranstrom, Rky. Mtn.
 4' 7" C. Landry, Southern

Baseball Throw

215' 7" Mark Lance, Ozark
 206' 2" Marshall Johnson, Ozark
 198' 7" Barry Hite, Ozark

Triple Jump

30' 1 1/2" Mark Fowler, Mo. Valley
 28'10" Randy Persons, Ozark
 28' 9 1/2" Charles Campbell, Ozark
 28' 7" Jeff Potter, In. Empire
 28' 5" Bruce Massick, Southern
 28' 2" John Derrington, In. Empire

Standing Broad Jump

7' 6 1/2" Jeff Potter, Inland Empire
 7' 5 1/2" Keven Monroe, Ozark
 7' 4 1/2" Rick Bundy, In. Empire
 7' 4 1/2" John Derrington, In. Empire

JUNIOR DIVISION (12 - 13)

75 Yard Dash

8.5 Dave Kruger, Mo. Valley
 8.8 Rick Mauch, Ozark
 8.9 D.D. Reid, No. Carolina
 8.9 Dave Armbruster, Ozark

100 Yard Dash

10.6 Jon Bell, Flo. Gold Coast
 10.8 Richard Gellner, Rky. Mtn
 10.9 Ken Hall, Rky. Mtn.
 10.9 J. Comeaux, Southern
 11.0 Ed. Lopez, Flo. Gold Coast
 11.1 Harold Muse, Flo. Gold Coast
 11.2 Z. Lamberty, Southern
 11.3 Dave Woodford, Mo. Valley
 11.3 Johnie Shinhoster, Flo. Gold

440 Yard Race-walk

2:09.6 Greg Hack, In. Empire
 2:11.4 Jerry Baker, In. Empire
 2:12.0 Jim Overhoff, In. Empire
 2:12.0 Jeff Fisher, In. Empire

One Mile Race-walk

9:34.5 Greg Hack, In. Empire
 9:55.5 Tim Bunker, Mo. Valley
 10:22.0 Steve Long, In. Empire

Shot Put (6 pound)

32' 2" Tony Chiles, Ozark
 32' 1" Jeff Poole, Mo. Valley
 31' 8" Keven Ingalsbe, Ozark
 31' 5 1/2" Paul Kynner, Flo. Gold Coast
 31' 3 1/2" Jeff Potter, In. Empire
 29'10" Bert Warren, Ozark
 29' 1" Keith Roberts, Ozark
 28' 4 1/2" Dennis Scott, Flo. Gold Coast

Running Long Jump

16' 1/2" Andre Francis, Flo. Gold Coast
 15' 7" Randy Spacek, In. Empire
 15' 1 1/2" Mark Fowler, Mo. Valley
 14'11 1/2" Terry Durst, Rky. Mtn.
 14'10 1/2" Chris Turnery, Rky. Mtn.
 14'10 1/2" Jay Burckett, Southern
 14' 9 1/2" Dennis Scott, Flo. Gold Coast
 14' 8" Sam Peques, Rky. Mtn.

220 Yard Dash

24.9 Ed. Lopez, Flo. Gold Coast
25.0 Dave Kruger, Mo. Valley
25.1 Gary Wilborn, Flo. Gold Coast
25.1 Harold Muse, Flo. Gold Coast
25.5 Ken Hall, Rky. Mtn.
25.5 Jon Bell, Flo. Gold Coast
25.5 Z Lamberty, Southern
25.6 Tim Smith, Flo. Gold Coast
25.7 Tim McNamee, In. Empire

440 Yard Dash

55.2 Rick Merrell, Flo. Gold Coast
56.5 Gary Wilborn, Flo. Gold Coast
56.9 Roger Del Rio, Flo. Gold Coast
57.6 Dave Kruger, Mo. Valley
57.6 Steve Johnson, In. Empire

660 Yard run

1:27.1 Bob Bundy, In. Empire
1:40.9 Bruce Conley, In. Empire
1:42.0 Michael Pollock, Mo. Valley

880 Yard Run

2:12.9 Gary Wilborn, Flo. Gold Coast
2:14.2 Roger Del Rio, Flo. Gold Coast
2:15.0 Randy White, So. Pacific
2:15.1 Mark Whitaker, Ozark
2:16.3 Billy Lowe, Rky. Mtn.
2:18.0 Steve Shepard, Rky. Mtn.
2:18.2 Keven Hall, So. Pacific
2:18.6 Bob Bundy, In. Empire
2:19.4 Jim Harvey, Flo. Gold Coast
2:19.8 Matt Mihm, Flo. Gold Coast

1320 Yard run

3:47.2 Pete Braud, Mo. Valley
3:56.2 Tom Lawless, Mo. Valley
3:58.4 Mark Dixon, Mo. Valley

880 Yard race-walk

4:41.5 Brian Marshall, Mo. Valley
4:55.0 J. Leitz, Southern
4:57.4 Steve Seuser, Mo. Valley

1 mile race-walk

9:43.0 Shawn Fenland, Rky. Mtn.
9:46.4 Brian Marshall, Rky. Mtn.
10:01.6 Tony Pettis, Rky. Mtn.
10:02.5 Steve Seuser, Mo. Valley
10:06.4 Keven Meyers, Rky. Mtn.

2 Mile race walk

20:26.2 Brian Marshall, Mo. Valley
20:28.8 Steve Seuser, Mo. Valley
21:27.5 Keith Ferguson, In. Empire

70 yard low hurdles

9.5 Craig Adams, In. Empire
9.6 Wayne Wallace, Rky. Mtn.
10.1 Ricky Johnson, Ozark
10.2 Shawn Haggerty, Rky. Mtn.
10.2 Ryan Couchman, Mo. Valley

Mile run

4:57.5 Walter Bridges, So. Pacific
5:02.9 Bill Hill, So. Pacific
5:06.1 Jay Bendewald, In. Empire
5:07.1 Eddie Lujan, So. Pacific
5:07.5 Brian Stephenson, So. Pacific
5:15.9 Billy Lowe, Rky. Mtn.
5:16.0 Bruce Conley, In. Empire

Running high jump

5' 7" Jeff Jones, Ozark
5' 5" Terry Teece, Rky. Mtn.
5' 4" Craig Adams, In. Empire
5' 4" L. Curran, Ozark
5' 4" David Farley, So. Pacific
5' 3 1/2" Brett Hodges, Mo. Valley

Triple jump

40' 1" Kyle Jones, In. Empire
38' 7 1/2" Barry Davis, Ozark
37' 11 1/2" Jack Marchant, In. Empire
37' 10 1/2" Jeff Jones, Ozark
37' 3 1/2" Randy Bolong, In. Empire
36" Billy Shea, In. Empire

Running Long Jump

18' 5 1/2" Kyle Jones, In. Empire
18' 5" Barry Davis, Ozark
18' 4" Randy Bolong, In. Empire
18' 3 3/4" Ken Cerise, Rky. Mtn.

17' 6" Leonard McDuffie, Flo. Gold Coast
17' 4" James Comeaux, Southern
17' 2" Ryan Couchman, Mo. Valley

Pole Vault

11' 0" Brett Hodges, Mo. Valley
10' 2" Matt Mihm, Flo. Gold Coast
9' 6" Tim McNamee, In. Empire
9' 6" Al Waltner, In. Empire

Shot Put (8 pound)

52' 9" Wayne Wallace, Rky. Mtn.
47' 1" Kyle Jones, In. Empire
44' 4 1/2" Stanley Simmons, Flo. Gold Coast
43' 2" Dave Farley, So. Pacific
42' 6" Tim Lamb, In. Empire

INTERMEDIATE DIVISION (14 - 15)

100 yard dash

10.0 Larry Hunt, In. Empire
10.1 Gerald Zuniga Rky. Mtn.
10.2 Ken McClendon Rky. Mtn.
10.3 Duwayne Lucas, Rky. Mtn.

200 yard dash

23.3 Ken McClendon, Rky. Mtn.
23.3 Larry Hunt, In. Empire
23.4 Duwayne Lucas, Rky. Mtn.
23.4 John Wunderlick, In. Empire
23.5 Gearld Zuniga, Rky. Mtn.

440 yard dash

52.0 Victor Thomkins, Flo. Gld. Co.
52.5 Warren Porter, Flo. Gold Coast
53.0 Gearld Zuniga, Rky. Mtn.
53.4 George Dupuch, Rky. Mtn.
53.8 Torrence Hall, Flo. Gold Coast.

880 yard run

2:04.0 Bryan Hardwick, Mo. Valley
2:08.0 Tom Sain, Rky. Mtn.
2:09.1 Joe Lahr, Mo. Valley
2:09.5 Jay Beckman, Flo. Gld. Cst.
2:09.8 Eric Lathrop, Mo. Valley
2:09.9 Darryl Mendival, So. Pacific

Mile run

4:37.1 Curtis Martin, Mo. Valley
4:38.2 Tim Riley, In. Empire
4:42.2 Dennis Myrick, Ozark
4:44.9 Lynn Weitz, In. Empire
4:48.0 Brent Perrine, Ozark
4:48.5 Eric Lathrop, Mo. Valley
4:50.2 Kirk Hoffmeyer, Ozark
4:52.0 Steve Lowen, Mo. Valley

1 Mile race-walk

7:23.9 Brad Bentley, Pacific
7:59.5 Brodick Hoyer, Mo. Valley
8:26.2 Mike Benner, Pacific
8:42.7 Denton Hoyer, Mo. Valley
8:43.0 Pat Blackburn, Mo. Valley
8:50.1 Randy Jacobs, Mo. Valley

3 mile race-walk

26:34.4 Brodick Hoyer, Mo. Valley
28:30.1 Pat Blackburn, Mo. Valley
28:58.6 Denton Hoyer Mo. Valley

Running long jump

21' 11" Ken McClendon, Rky. Mtn.
20' 8" R. Henderson, Southern
20' 1/2" S. Riley, Southern
19' 11" Tom McCullough, In. Empire
19' 8" Larry Hunt, In. Empire

Running High Jump

6' 3" Ed Mann, In. Empire
6' 1/2" Mark Hoenig, Mo. Valley
6' Tracy Edington, Ozark
6' Richard Bell, Ozark
5' 11" Randy Gaston, In. Empire

Triple Jump

44' 4" Ken McClendon, Rky. Mtn.
40' 2 1/2" Tom McCullough, In. Empire
40' 2 1/2" R. Mitchell, Ozark
40' 2" Larry Hunt, In. Empire
40' 2" Vincent Parrette, Mo. Valley

Discus Throw (1.6 kg.)

135' 7" Jeff Boyd, Ozark
124' 8" Randy Olson, In. Empire
122' M. Webb, Rky. Mtn.
117' 1" Randy Rueppel, In. Empire

Shot Put (8 pound)

52' 7 1/2" Scott Estes, Ozark
51' 8 1/4" Mike Reed, In. Empire
50' Randy Ruppel, In. Empire

Shot Put (12 pound)

47' 10 1/4" Bryan McCabe, Rky. Mtn.
43' 9 1/2" Jeff Boyd, Ozark
43' 1 1/2" Ed Plunkett, Ozark
42' 4 1/2" Gerry Spencer, Rky. Mtn.
42' 3 1/2" Guy Nasato, In. Empire

Pole Vault

13' 6" Tim Riley, Mo. Valley
11' 9" Randy Hiedenrack, In. Empire
11' 6" Randy Gaston, In. Empire
11' Scott Howe, Rky. Mtn.

70 Yard high Hurdles (39 inch)

9.6 Brad Bright, Mo. Valley
9.7 Kenneth Sully, Ozark
10.0 Richard Bell, Ozark
10.1 Eddie Cross, Ozark

120 Yard Low Hurdles

13.8 Kenneth Sully, Ozark
13.9 Eugene Bryd, Ozark

SENIOR DIVISION (16 - 17)

100 Yard Dash

9.9 Ron Winn, In. Empire
10.0 Charles Dallas, Flo. Gold Coast.
10.0 Cliff McCullough, Flo. Gold Coast
10.1 Rodney Olson, Mo. Valley
10.1 Larry Hunt In. Empire
10.2 Herbert Hammond, Flo. Gold Coast.
10.3 Evan James, Mo. Valley
10.3 Dan Mendenhall, In. Empire
10.4 Alfred Alexander, Flo. Gold Coast

220 Yard dash

22.5 Jim Urkevick, Mo. Valley
22.9 Ron Winn, In. Empire
23.0 Paul Eskins, N. Carolina
23.1 Dan Mendenhall I
23.3 John Potter, In. Empire
24.3 Larry Hunt, In. Empire

440 Yard Dash

51.0 Jim Urkevick, Mo. Valley
51.1 Paul Eskins, No. Carolina
51.7 Larry Bell, Flo. Gold Coast
52.5 Evan James, Mo. Valley
52.6 Ron Winn, In. Empire
53.0 Kenneth Brown, Flo. Gold Coast

880 Yard Run

2:01.0 Tucker Schaeffer, Mo. Valley
2:01.1 Leroy Bell, Flo. Gold Coast
2:01.9 Ray Kenny, Mo. Valley
2:03.3 Randy Strunk, Mo. Valley
2:04.7 Paul Eskins, No. Carolina
2:04.8 Dave Francis, Mo. Valley

Mile Run

4:23.5 Andy Atwell, No. Carolina
4:31.7 Doug Beckman, In. Empire
4:33.0 Tucker Schaeffer, Mo. Valley
4:33.8 Mark Higginson, In. Empire
4:37.7 Al Brown, Mo. Valley
4:38.0 G. Lubeg, Southern

2 Mile Run

9:43.3 Terry Schaeffer, Mo. Valley
9:50.7 Danny Schlesinger, No. Carolina
9:51.8 Mark Higginson, In. Empire
10:04.9 Dino Cardelli, Flo. Gold Coast
10:11.4 Jim Dillon, Mo. Valley
10:15.3 Dana Zentz, In. Empire

3 Mile Run

15:43.5 Mark Higginson, In. Empire
15:46.2 Jim Dillon, Mo. Valley
16:07.0 Dana Zentz, In. Empire
16:18.0 Greg Garbarino
16:22.0 Ken Hering, In. Empire
16:37.0 Randy Rice

1 Mile Race-walk

7:08.5* Greg Bentley, Pacific-Stockton
8:08.3 Steve Herrman, Mo. Valley
8:35.2 Bruce Remberger, Mo. Valley
9:09.0 Mitch Patton, Mo. Valley

3 Mile race walk

27:13.0*Steve Herman, Mo. Valley
28:07.6 Bruce Remberger, Mo. Valley

6 Mile race walk

53:46.0 Steve Herman, Mo. Valley
57:02.1 Bruce Remberger, Mo. Valley

1 Mile steeplechase

5:06.9 Steve Lowen, Mo. Valley

120 Yard High Hurdles (39 inch)

15.3 Rich Dahl, In. Empire
15.5 Tim Tise, No. Carolina
15.5 Robbie Smith, In. Empire
15.7 Denson Haynes, Flo. Gold Coast
17.3 Jose Ballester, Flo. Gold Coast

180 Yard Low Hurdles (30 inch)

20.7 Gib Keller, Mo. Valley
21.0 Tim Tise, No. Carolina
21.3 Del Spear, In. Empire
22.4 Robbie Smith, In. Empire
23.0 Geof Fanning, In. Empire
24.2 Marc Andrews, In. Empire

Running Long Jump

22' 5 1/2" Gib Keller, Mo. Valley
20' 8 1/2" Del Spear, In. Empire
20' 2" Keith Day, No. Carolina
19' 11" James Everett, Flo. Gold Coast
19' 8 1/2" S. Riley, Southern
19' 7" Robert Pendelton, Southern

Running High Jump

6' 5" John Butterfield, Mo. Valley
6' 2" Chris Owen, Mo. Valley
6' 2" Dan Mead, In. Empire
6' Jan Williams, No. Carolina
6' Don Greene, No. Carolina
5' 11" Billy Douglas, Southern
5' 10" Randy Norman, Mo. Valley
5' 10" Geof Fanning, In. Empire
5' 6" Jeff Miller, In. Empire

Triple Jump

44' 5 1/4" Gib Keller, Mo. Valley
43' 4 1/4" John Potter, In. Empire
42' 1 1/4" Andy McGregor, In. Empire
42" Chris Owen, Mo. Valley
38' 1 1/4" Scott Herrod, In. Empire
38" J. LaPlace, Southern

Pole Vault

14' 4 1/2"* Ted Scales, Mo. Valley
12' 6" Paul Shearer, In. Empire
12' 6" Paul Morse, Mo. Valley
11' 6" Mark Andrews, In. Empire
10' 6" David Brauniger, Southern
10' 3" Jonathan Sisk, No. Carolina

Shot Put (12 pound)

60' 1 1/2" Jim Podrebarac, Mo. Valley
55' 5" John Holladay, No. Carolina
49' 8" Don Theobald, In. Empire
47' 1 1/2" L. Farrae, Southern
47" W. Esteve, Southern
46' 12 1/2" Eugene Barry, In. Empire

Discus Throw (1.6 kg.)

154' 11" Steve Hauenstein, In. Empire
151' 10" Scott Calder, Mo. Valley
147' 5" Doug Barrington, Mo. Valley
146' 6" Eugene Berry, In. Empire
139' 8" Don Theobald, In. Empire
136" David Batemen, Mo. Valley

Javelin Throw

194' 7 1/2"* Dan Tulin, In. Empire
179" Kent McKay, In. Empire
178' 1" Eric Sheldon, Mo. Valley
172' 8" Dean Sullivan, In. Empire
155' 9 1/2" Scott Ableman, In. Empire

TECHNIQUE & TRAINING

THE SPRINTER (Part II) by BROOKS JOHNSON

In the May/June 1972 issue of STARTING LINE, Brooks Johnson (coach of the Sports International Track Club) put forth his views on the psychology of sprinters and the relationship of arm action to leg speed and leg span.

* * * * *

Having, hopefully, established the primacy of the arms (in controlling leg speed and span) the next problem is to get the maximum out of them. The arms are connected at the shoulder in what is called a ball and socket joint. The nature of the joint allows for a number of things that are beneficial for general living, in terms of almost total mobility, but it is often times detrimental in running. By that I mean that the fact the arms can and do swing at odd angles can be a problem.

We know that for every action there is an equal and opposite reaction. To the extent that we are concerned about forward thrust, then we should have our arms moving more or less in a straight line, back and forth from the shoulder. But we find that because the joint is so flexible at the shoulder, that arms often flail across the body, producing a rolling and rotating motion that is counter to the desired straight ahead movement.

BENT ELBOW

Relaxation of the shoulder muscles usually corrects this problem, as the arms then fall in a natural line. To keep this relatively relaxed and natural position, emphasis should be put upon swinging the arms by pulling them back from the bent elbow. This requires using the triceps for movement, and focusing attention on the elbow as the point around which the movement is generated. This, rather than the shoulder movement, will assure the easiest, most natural swing possible of the arms.

STRENGTH INCREASE

If we have been correct in our assumptions then, the hands take on such great importance that it becomes essential that we work on them to increase their strength. Perhaps the simplest and most effective way is simply having the athlete squeeze a rubber ball. This, we have found, uses the total system of the lower arm which we are so concerned with.

Another device we have used with even greater success is having our athletes practice with hand weights. That means having them do a great deal of their non-quality work with a length of water pipe filled with buckshot or lead in their hands. The fact that they have to work a bit harder with their hands and lower arms in order to do this accomplishes (in our mind) two things. First, it develops greater strength in the target area through doing the function that they are called upon to do when running. Second, it helps them to "feel" the significance and better isolate the area being emphasized.

HANDS AND FOREARMS

Assuming that we now have achieved a relatively free and easy arm action, next we bring attention to the most important, and most neglected area in running, the forearms and hands. If in fact the arms govern what the legs are going to do in terms of leg speed and leg span, then the hands assume paramount importance because they are at the end of the radius, formed by the arm attached to the shoulder. Being the end of the radius, they must be strengthened to travel faster than any other point on that radius.

Thus if we are going to get maximum effort out of our sprinter, then it stands to reason that the area nearest the end of the radius has to be able to move faster and faster, yet when we think about sprinting rarely do we think about the importance of the hands and lower forearm, which are so pivotal in the whole sprint sequence. The muscles that are particularly important are the one that are outlined as we look at the "V" formed by the index finger and the thumb. Those are the strongest muscles in the hand and they govern to a great extent just how much extra we can get from the hand.

What's up Doc!

by DR. GABE MIRKIN

QUESTION: *I am a javelin thrower and have a pain in my elbow. I am scared, as I don't want to give up throwing the javelin.*


ANSWER: Javelin elbow, which is another form of tennis elbow, is probably an arthritis (inflammation) of the elbow joint. If you will view moving pictures of javelin throwers, you will see the abnormal stress placed on the joint just before releasing the javelin. I would discourage you from ever considering surgery, but you must be cautioned that continued trauma on a joint can resolve in a permanent arthritis. I would recommend that you change your style of throwing to a more upright position of the arm. Some people may be helped temporarily by taking aspirin, but usually aspirin is of no value.

(The publisher doesn't think you'll read this)

Dear Tracksters.. Boys, girls & parents too.. We have a little bet on with the publisher. He says no one reads an ad this small. We say that you read almost every word in this excellent magazine. To help us prove who's right, we are offering this ad as a \$2 FREE COUPON. It may be applied to any \$10 + purchase prior to Mar 31, '73. We carry world famous brands: Rebok, Hummel, Puma, 77, Cheeta, Tiger, etc.. Track shoes, running flats and accessories. \$7/pr & up. All qualities. Hard to find sizes, 1 - 1½ and up. Write for our free brochure. Mail order, phone order, COD's gladly accepted.

MAGNOLIA SPORTS, 10634 MAGNOLIA BLVD.,
No. HOLLYWOOD, CA 91601
PHONE (213) 877-5013

Clip this Ad, your \$2.00 Coupon.



RUNNER'S DIET

The emphasis is on diets and drinks that directly affect running performance. That effect, in a surprising number of areas, can be dramatic.

Available now! 84 pages. Only \$1.95.

BACK ISSUES

- Jan. '71 (1) 1st Issue - a Collector's Item
- March (2) OUT OF PRINT
- April (3) Phoenix Invitational
- May (4) Early Season Standouts
- June (5) A-G List - Mt SAC/Penn Relays
- July (6) RRCA National Mile Run
- August (7) Girls AAU National - Boys List
- Sept. (8) US Youth Games - Jr. Olympics
- Oct. (9) OUT OF PRINT
- Dec. (10) X-Country National Highlights
- Jan.'72 (11) Jr. Olympic Nat. Tabulation - 1971 in Review
- March (12) Girls Indoor Wrap-up
- April (13) Preview of Outdoor Season
- June (14) OUT OF PRINT
- July (15) Boys/Girls Junior Nationals
- August (16) US vs USSR Junior Dual Meet
- Oct/Nov (17) Olympics - Junior Olympics
- Dec. (18) X-Country Nationals Age-Group Lists

Select any five copies for the bargain price of \$2.00.

If you want ten issues, we'll do even better and go for \$3.50.

In either case, add 50¢ for postage.

Single issue can be acquired for the regular price of 50¢, but there is a minimum purchase of \$1.00 + 25¢ Postage.

Subscribe today!

Please enter my subscription to STARTING LINE - 8 Issues a year, including 2 SPECIAL ISSUES -

NAME _____

ADDRESS _____

CITY _____

STATE _____ ZIP _____

_____ COACH _____ ATHLETE _____ OTHER

Affiliation _____

_____ NEW SUBSCRIPTION _____ RENEWAL

_____ EXTENSION

HIGH SCHOOL TRACK 73

- National, age, class H.S. records
- 1972 indoor and outdoor performance lists
- All-time indoor and outdoor lists
- Photos

48pp. Paperbound \$1.00

LEARNING TO RUN

Mal Whitfield has been coaching and introducing youngsters to track in Africa for many years. Mal aims his book at the younger reader and discusses elements of warm-up, body balance, the mechanics of starting and running, etc. Many valuable tips. 131pp. Well illustrated. \$3.00

KENYA'S WORLD-BEATING ATHLETES

It is an extraordinary photo-history of Kenyan track and field, from the fifties to today's crop of world beaters. If you're a track fan, you should get this book. \$3.50

ORDER FROM:

STARTING LINE

P. O. BOX 878, RESEDA, CALIFORNIA 91335

Add 25¢ for postage and handling

California residents please add 5% sales tax.

Starting Line

1973 Handbook

A Track & Field Annual for Junior Age-Group Athletes

This second edition of the 1973 STARTING LINE ANNUAL HANDBOOK should be a best-seller.

The material is new and different.

The highlight, this year, will be the statistical compilation of an ALL-TIME AGE LIST.

This section alone is worth the price.

You may order this excellent Handbook today.

Just send **\$1.25** plus 25¢ for postage to:

STARTING LINE, P.O. Box 878,
Reseda, California 91335.

Save-\$5.00

Get three years of STARTING LINE, and pay only for two.

Save-\$2.00

Settle for two years, and you will still come out ahead.

- _____ ONE YEAR \$ 5.00
- _____ TWO YEARS \$ 8.00
- _____ THREE YEARS \$10.00

Mail check or money order to:

STARTING LINE P. O. BOX 878, RESEDA, CALIFORNIA 91335

(Continued from page 5)

TWELVE & THIRTEEN DIVISION	PRE - 1971			1971			1972		
	1st	10th	25th	1st	10th	25th	1st	10th	25th
100 yds	10.2	10.6	11.3	10.5	10.6	10.9	10.5	10.8	11.0
220 yds	23.9	24.7	26.2	23.9	24.5	25.5	23.7	24.6	25.1
440 yds	53.8	58.1	---	54.2	57.6	60.1	53.5	56.3	58.9
880 yds	2:05.1	2:19.8	2:26.8	2:06.0	2:13.5	2:20.0	2:10.4	2:16.1	2:20.1
1 Mile	4:45.6	4:59.5	5:18.2	4:45.1	5:05.9	5:13.6	4:48.1	4:57.0	5:05.8
2 Miles	10:21.0	11:54.0	---	10:04.2	11:35.3	---	10:28.6	11:35.0	---
High Jump	5-6	5-0	---	5-8	5-6	5-2	5-8	5-5	5-3
Long Jump	19-11 $\frac{3}{4}$	17-8	---	22-1	18-3	17-2	20-10	18-5	17-9
Triple Jump	41-1	---	---	39-9 $\frac{1}{4}$	36-10 $\frac{1}{4}$	32-4	40-3 $\frac{1}{2}$	35-11 $\frac{1}{2}$	33-0
Pole Vault	13-0	---	---	11-0	9-3	---	10-7	9-6	---
Shot Put (8lb)	53-7 $\frac{1}{2}$	39-2	---	55-4	43-11 $\frac{1}{4}$	40-1	57-5	47-3 $\frac{1}{4}$	40-7

TWELVE & THIRTEEN TOP ATHLETE of 1972

(2 selections)

1) DWAYNE EVANS from Phoenix, Arizona, running for the Hornet Track Club.


A true product of the age group movement (27.5/220 and 16-1 $\frac{1}{2}$ /LJ at age 11), Dwayne has developed into one of the more accomplished young runner in Junior track. 1972 Best performances:

10.5/100; 24.1/220; 55.8/440 and 19-11 $\frac{1}{2}$ in the long jump.

2) JACK WALL from Erie, Pennsylvania. There has never been anyone quite like Jack in age group history.

He has held just about every single Age-Best in the weight events since he was seven years old. And he keeps improving year after year.

He was just too much for everyone last year, putting the shot almost 5 feet further than the next boy in the National standings. Best performances of '72 Shot Put (8lb) 57-5 and the 1 kg discus at 166-3. Of course both marks are Nol



Other outstanding performers

- DERECK DANIELS (Fresno, Ca)
- KEITH BROWN (Baltimore, Md)
- DAN MCGEE (Milbrae, Ca)
- FORREST METCALF (Huntington B, Ca)
- KYLE JONES (Spokane, Wash)
- CLAYTON TAYLOR (Menlo Park, Ca)

Promising young 12 year olds


- MELVIN HOLLAND (San Jose, Ca)
- KENNETH LAWLER (Los Angeles, Ca)
- RANDY WHITE (Wasco, Ca)
- KEVIN KNOX (Wasco, Ca)
- EDDIE LUJAN (Wasco, Ca)
- TODD & MARK McCALLISTER (Deerfield, Ill)
- CURTIS SELLS (Salinas, Ca)

RACE WALKING NEWS from JIM HANLEY

European tours and National Championships will be a lot easier for young race walkers the next few year. That's the good news from the AAU, which has completely revised its National Championship format to encourage young race walkers.

Junior National Championships are now just what the name implies, junior. As of 1973, they are now open only to walkers from 14 to 19 years of age. There will now be five Junior National Championships as follows: 5000 meter (or 5 kilometers), 10 km, 15 km, 20 km, and one hour. The 10,000 meters will be held at the National Junior Track & Field Championships (Gainesville, Fla on June 22-23) and will serve as a qualifying race for international competition. This year, two race walkers will qualify in that meet for a European tour, climaxed by the USA-USSR confrontation.

First "national" on the junior schedule is the One-Hour Walk at Reno, Nevada on March 3. Keep an eye on Starting Line Calendar for details on this and future National Championships in race walking.



In this excellent photo taken by Don Chadez at last year's USA-USSR meet, we see Vladimir Zatonksy leading two of the top Junior prospects in the USA, HOWARD PALAMARCHUCK and 16 yr-old high school student JAMES BENTLEY. James holds the fastest one-mile Race Walk time in the US for a 16 year-old with a time of 7:04.0.

(continued from page 7)

80 yard (30 inch)/100 meter (33 inch) Hurdles

1-LAVONNE NEAL (Philadelphia) was consistent in 10.0/13.8 range, finished first in Girls AAU and sixth in Women's AAU and OT. 2-BOBBETTE KRUG (La Jolla, Ca) lost her top spot, but was second in Girls AAU. 3-MITZI McMILLIN (Seattle, Wash) was fourth in Girls AAU and 14.2 for high hurdles. 4-JAN REUSSER (Topeka, Kan) was third in Girls AAU lows with 10.2. 5-SHERICE DUCHAMP (Lincoln Park) finished sixth in Girls AAU, but won National JO title and was consistent in mid 10s and 14s range. 6-DEBBIE ESSER (Woodbine, Ia) was 3rd at Spokane and had 14.4 for highs at age 15. 7-JANICE LESTER (Long Beach, Ca) ran 10.2 and was fifth in AAU Girls. 8-SPIDER BAKER (Albuquerque) was fifth in JO and non-finalist at Canton but ran 10.3y early. 9-TERRI WHEELER (Kalispell, Mont) was second at Spokane in 10.6y. 10-CLAUDIA JOHNSON (Washington, DC) was fourth at Spokane and ran 14.8 for high hurdles.

Long Jump

1-GAYLENE BARBER (Rock Island, Ill) won the Girls AAU at 19-6 and was fifth at Frederick. 2-SUSAN McLALIN (Lincoln Park) leaped 19-4½ to grab the runner-up spot at the Girls AAU and was sixth in the Women's meet. 3-CHERYL BUTLER (Washington, DC) bounded 19-1 for third at Canton. 4-KIM SCHOFIELD (Springfield, Ill) came on strong late in the year to win the National JO title and bettered 19 feet on two other occasions. 5-JACKIE TAYLOR (Washington, DC) was fourth in the Girls AAU at 19 feet. 6-ALICE PFAFF (Boulder, Colo) didn't compete in the nationals but was over 18-6 three times. 7-AUDREY MARROCCO (Chicago Ridge, Ill) was over 18-3 on at least three occasions with best of 18-7½. 8-ANNA CHESTER (Miami, Fla) was second at Spokane with 18-6. 9-CONNIE WEEKS (Broken Arrow, Okla) finished third at Spokane at 18-4. 10-KOENIG had an early season 18-11.

High Jump

1-Three California juniors cleared Olympic standard (1.76m/5-9¼) and competed at Munich. Each cleared 5-6 or better at least eight times. 1-DEANNE WILSON (Fullerton) won Olympic Trials, was third and second at Canton. 2-SANDI GOLDSBERRY (Lakewood) was first and third at Canton, plus second at Frederick. 3-CINDY GILBERT (Oceanside) at 15, was second in Girls AAU and third at Frederick. 4-CONNIE DORSEY (Terre Haute, Ind) was injury plagued, but was over 5-8 three times, finished second at Spokane and was fifth in Women's AAU. 5-JAN DILL (Lakewood, Ca) was over 5-6 thrice as a placer at Canton and Frederick. 6-JONI HUNTLEY (Portland, Ore) cleared 5-5 often and was sixth in Women's AAU. 7-KATHY McQUILLAN (Sacramento, Ca) tied for 4th in Girls AAU, then won National JO title. 8-CHERYL FRIESEN (Inman, Kan) reportedly over 5-7 twice, placed at Canton and Spokane. 9-ANITA LEE (Detroit) had 5-6 best and was second in US Youth Games at age 14. 10-TONI JONES (Washington, DC) won Youth Games at 5-7, but was eighth at Spokane.

High jumper
CINDY GILBERT



Hurdler
LAVONNE NEAL



Shot Put (8 pound/4 kilogram)

1-IVA WRIGHT (Fresno, Ca) tossed a prodigious 47-11½ to win the Girls AAU and was finalist in two other national meets as well. 2-JUDY LANE (Wheatland, Ca) was third in the Girls AAU and tossed 45-3½ to finish 2nd behind Iva in the California State meet at Hayward. 3-SUZIE SNIDER (Waco, Tex) finished second at Canton and won the Texas state high school meet at 44-3. 4-MELODY ROSE (Simi Valley, Ca) was over 44 feet three times & was third at Hayward. 5-KATHY DEVINE (La Jolla, Ca) was fifth at Canton and fourth at Hayward. 6-EMILY DOLE (La Mirada, Ca) had a best of 42-11½ and was 4th in Girls AAU. 7-YVETTE BROWNLEE (Fresno) was sixth at both Canton and Hayward, over 42 feet. 8-DEBBIE BROWN (La Crescenta, Ca) put 43-8½, but was fifth at Hayward and non-placed at Canton. 9-URSULA RADFORD (Camas, Wash) was a finalist twice in Canton with a 4 kg. best of 41-2. 10-OLGA ARANDA (LaFeria, Tex) tossed 43-8 for second in the Texas high school meet.

Discus Throw (1 kilogram)

1-WRIGHT had a season's best of 153-5, won the Girls AAU and was a finalist in other major meets. 2-DEBBIE RIVERA (Downey, Ca) was third at Canton and over 136 in at least five meets. 3-SNIDER tossed over 135 feet twice and was Girls AAU runner-up. 4-WAYNETTE MITCHELL (Honolulu, Haw) unleashed a 137-3 heave to win at Spokane, but had little competition otherwise. 5-BROWNLEE was fourth at Canton and second at Hayward at 136-9. 6-LANE was a finalist in all major meets and was over 135 three meets. 7-BROWN had a best of 135-3 and was fifth at Hayward. 9-LORI LYFORD (Kalispell, Mont) was National JO runner-up at 134-5. 9-TERRI SABOL (La Mirada, Ca) finished sixth at Canton and was over 130 twice. 10-BRENDA KRIEGER (Springfield, Ore) had a best toss of 132-6.

Javelin Throw (600 gram)

1-KARIN SMITH (La Jolla, Ca), Girls AAU champ had a best of 166-4 in taking fifth at Olympic Trials and was continually over 155. 2-WENDY SORRICK (Reading, Pa) surprised with a 161-5 to take fifth in Women's AAU, after placing third in Girls division. 3-SUSAN ARMSTRONG (Houston) was Girls AAU runner-up and over 154 thrice. 4-DEBBIE LANGEVAIN (Lakewood, Ca) tossed over 148 four times and finished fourth in Girls AAU. 5-DENISE SHERRILL (Lakewood) was sixth in Girls AAU and exceeded 140 three times. 6-KAREN SCHWANTJE (Phoenix) tossed over 140 three times, but missed major meets. 7-KELLY FUIKS (Phoenix) was fifth in Girls AAU at age 14. 8-RITA WALKER (San Diego) bombed 145-7 once, but fell off at Canton. 9-KAREN ALLENBY (Millbrae, Ca) tossed a 138-8 best and was a finalist twice at Canton. 10-JUDY HEIDENRICH (Eugene, Ore), a finalist at Canton, had a top mark of 135-2.

CONTESTS

POSTAL SIX-MINUTE RUN-for-DISTANCE

National Contest for Schools Announced

In order to encourage development of physical fitness programs in elementary and intermediate schools, Starting Line is inaugurating a six-minute run postal contest for school teams and physical education classes. We will award special certificates to the five members of the top three team in each of the following divisions: (1) Elementary School Boys, (2) Elementary School Girls, (3) Junior High/Intermediate School Boys and (4) Junior High/Intermediate School Girls.

1. SCHOOLS ELIGIBLE are any public or private school, graded or ungraded, in the United States.
2. RUNNERS ELIGIBLE for a team must be in current attendance at a single school (AAU registered runners are eligible). In Elementary Divisions, runners must be in sixth grade or below and must have been born in 1960 or later. Runners in Junior High/Intermediate Divisions must be in eighth grade or below and have been born in 1958 or later.
3. A TEAM consists of any five runners at the school, who run as far as possible within a single, timed six-minute period on any regulation (surveyed) quarter-mile track.
4. SCORING is done by taking the total distance covered by the five runners in the six-minute span.
5. TIMING (of the six minutes) may be done with any accurate watch with sweep second-hand.
6. MEASUREMENT of the distance covered is figured to the furthest quarter-lap (110 yards) for each runner. A runner must complete 110 yards before the six-minute period expires in order to get credit for covering that quarter-lap. In case of tie, the team with the youngest total age wins.

Winners in each division will be determined on the basis of the furthest total distance covered within a single six-minute timed run, by five runners representing a single school. Contest entries must be received Starting Line no later than May 15 so that the editors may have time to tabulate the results and mail the awards to the winning schools before the present school term finishes.

School coaches and teachers may wish to have competition among their gym classes or even arrange competition with other schools. All you have to do is follow the rules below and send us the results. Good luck and good running! Here are the rules:

7. COMPETITION may be intra-mural (one school only competing) or inter-scholastic (two or more schools in competition). Different divisions may be run separately or combined into one race. A school may submit an entry for more than one team in a division, and may enter any and all divisions. Schools may enter the same team in number of teams (have several different races at different times). However, all members of a team submitted as an entry must have run at the same time.
8. CERTIFICATES will be awarded to all five members of the first three teams in each division.
9. ENTRIES must be received by STARTING LINE, P.O. Box 878, Reseda, Calif. 91335 no later than May 15, 1973. Write for entry blanks or submit the following information: (a) *name of school, with address, (b) site of competition - name of field and city, (c) date of competition, (d) first & last names of the five scoring runners, plus grade in school and birth-date of each runner, (e) distance covered by each runner, to the furthest quarter-lap - e.g. 4½ laps, 3¼ laps, 3 laps, etc., (f) the names and positions of two verify-officials from the school - e.g. teachers.*

GIRLS SHOT & DISCUS CONTEST

Final '72 Standings / '73 Contest Begins

Three of the four team champions from 1971 repeated in the Second Annual Starting Line National Postal Shot Put and Discus Throw Contest for girls. Defending champs Creighton Track Club of Phoenix came from behind in the final meet of the year (on 12/16) to edge the La Jolla Track Club by 1'3" in the Age Group Discus. Previously, the Long Beach Track Club had captured the same event for Juniors for the second year running (or throwing), as they improved their '71 total by a mere 7 inches for a narrow four foot win over the Fresno Elans.

Meanwhile, the Elans had maintained their lock on the Junior Shot Put, bettering their team mark of the previous year by 3'3½". The remaining Shot Put division was taken by Age Groupers from a team unranked in 1971, the Crescenta-Cañada Spikettes. An encouraging note is that a non-California team placed among the top three teams in each division (all teams are from the Golden State unless otherwise noted).



DONNA YARBROUGH, KELLYE RICHARDSON and CINDY CHIARELLO, winners of the second annual STARTING LINE Postal contest in Girls age-group discus throw.

Certificates are being sent to all three girls on each of the first three teams in each division. Congratulations are in order, not only to the successful athletes, but also to their coaches, especially Bib Brenner (Elans), Dave Pearson (Long Beach), Edith Mendyka (Spikettes) and Al Day (Creighton). They are all trying their best to improve the weakest area of track & field in the United States. The 1973 contest is now under way. Be sure that we get the complete and accurate results of your meets all through the year. Final 1972 results follow: (continued on next page)

Shot Put (Girls born in '54 or later) - 8 lb/4 kg Shot

1. PRESNO ELANS...129-8 $\frac{1}{2}$ (Iva Wright 47-11 $\frac{1}{2}$, Yvette Brownlee 42-8 $\frac{3}{4}$, Debra Haynes 39-0 $\frac{1}{4}$)
2. LONG BEACH TRACK CLUB...121-7 $\frac{1}{2}$ (Debbie Brown 43-8 $\frac{1}{2}$, Debbie Rivera 42-2, Debbie Langevain 35-9/4kg)
3. CURSOR LILACS (Washington)...111-8 $\frac{1}{2}$ (Linda Rankin 40-7, Jill Eilertson 37-8 $\frac{1}{2}$, Lisa Kolp 33-5)

Discus Throw (Girls born in '54 or later) - 1kg Discus

1. LONG BEACH TC...401-11 (Debbie Rivera 139-4, Debbie Brown 135-3, Terri Sabol 127-4)
2. PRESNO ELANS...397-7 (Iva Wright 153-5, Yvette Brownlee 136-9, Debra Haynes 107-5)
3. KALISPELL TIMBERETTES (Mont)...306-4 (Lori Lyford 108-9, Kim Ereksen 103-0, Vicki Hileman 94-5)

Shot Put (Girls born in '58 or later) - 6 lb Shot

1. CRESCENTA-CANADA SPIKETTES...103-9 (Heidi Kauti 42-10 $\frac{1}{2}$, Connie Gassen 31-0, Kerry Olmstead 29-10 $\frac{1}{2}$)
2. DETROIT POLICE AL (Mich)...99-10 $\frac{1}{4}$ (Helen Williams 42-8, Alexis Hawkins 34-8, Penny Watkins 22-6 $\frac{1}{4}$)
3. SPORTS UNITED RIALTO ROADRUNNERS...99-1 $\frac{1}{2}$ (Sharon Laughlin 36-7, Bea Hunt 32-9 $\frac{1}{2}$, Val Tanguay 29-9)

Discus Throw (Girls born in '58 or later) - 1kg Discus

1. CREIGHTON TC (Ariz)...262-5 $\frac{1}{2}$ (Donna Yarbrough 98-3, Kellye Richardson 84-2, Cindy Chiarello 80-0 $\frac{1}{2}$)
2. LA JOLLA TRACK CLUB...261-2 $\frac{1}{2}$ (Ann Hillebran 91-1, Patty Patterson 85-10 $\frac{1}{2}$, Cathy O'Brien 84-3)
3. REDWOOD CITY STRIDERS...245-3 (Robin Sams 85-8, Liz O'Connor 82-3, Chris Mahoney 77-4)

Rules for 1973 Girls Shot Put/Discus Throw Contest

Our third annual contest consists of competition in four divisions: (1) 8 pound or 4 kilogram Shot Put and (2) 1 kg. Discus Throw for Junior Girls, born in 1955 or after, plus (3) 6 pound Shot Put and (4) 1 kg. Discus Throw for Age Group Girls, born in 1959 or after. Contest rules:

1. A team consists of three girls who compete for a single recognized school, AAU club or other team. Regional, all-state teams, etc. are not eligible.
2. The total distance of the best marks of the 3 girls are added to determine the winning teams.
3. The best marks of each girl may be recorded at any time during the calendar year 1973, in one or more meets, indoor or out. Complete results of such meets must reach STARTING LINE no later than December 31, 1973 in order to be considered.

4. Any mark, to be considered, must be made in a bonafide, regularly scheduled meet. The validity of the mark will be judged on the same basis as the marks listed in the Time & Space section; notation of type of facilities, weight of implement and indication that implements have been checked as being legal, will assist us in segregating valid marks from questionable one.

5. Any girl in the "Age Group" class may score in the "Junior" division, as long as all other rules are complied with.

6. A differential will be allowed between the 8 pound and 4 kg. shots. Two feet will be added to any mark known to be done with a 4 kg. shot (e.g. 34-6 with 4 kg. shot = 36-6 with 8 pound shot).

7. All three scoring girls on each of the top three teams in each division will receive National Postal Contest Certificates from STARTING LINE.

The University of Florida, at Gainesville, will be the site of the second real Junior National AAU Track & Field Championships on June 22-23, 1973. The meet is open to boys born in 1954 or later and will include a full schedule of events (watch Starting Line for further details).

In addition to determining national individual champions, the meet will serve as the qualifying meet for the USA Junior National Team which will compete in three international junior dual meets in Europe later in the summer. For information on the Junior National Championships contact Jimmy Carnes, Track Coach, University of Florida, Gainesville, Florida 32601.

* * * * *

We want to develop our feature sections. You can help us by sending us in-depth profiles (with photos) of anyone connected with Junior Track - athletes, coaches, parents and officials.

Do you have any experiences or problems you want to share? Stories you want to tell? games you want to play? Then write us about it. You would have come to the right place. Mail it to:
STARTING LINE, P.O. BOX 878,
Reseda, Calif. 91335



**8th Annual
PHOENIX
INVITATIONAL**
MARCH 24 & 25

WOMEN and GIRLS
TRACK & FIELD MEET

FOR INFORMATION CONTACT
MR. ROGER SIMPSON, Meet Director
6809 North 36th Drive,
Phoenix, Arizona 85019

CLOSE-UP

CANDID— X-COUNTRY SCENES.... by Doug Schwab

Top Left - Walking the course with meet director BILL PECK; Top Right - West Vernon Jets warming up, with coach FRANK SALISBURY supervising; Bottom Left - Start of the girls race; Bottom Center - CAROL LANTRY "warming up"; Bottom Rt. One of the many spectators.


All these pictures were taken at the L.A. all-comers meets at Elysian Park - Dec. 16, 1972.

STARTING LINE
P.O. Box 878
Reseda, Calif. 91335

RETURN POSTAGE GUARANTEED

42-1

Richard C. Ede
535 Yale Ave.
Claremont, Calif. 91711



by STEVE & PAUL SUTTON



This picture of the start of the 6-7 Girls race at the RRCA National X-Country Championships is full of a variety of expressions and attitudes. Notice the sprinting start of the girl at far left and the 1890

starting style of youngster at far right. #75 is wondering whether she should have stayed home and watched "Lassie" instead, but SHERRY GRAHAM from Virginia (748) knew it was her day; she won by 30 seconds.