

50c



STARTING LINE

TRACK & FIELD FOR YOUNG ATHLETES


JULY 1971

VOL. 1 NO. 6

P. O. BOX 878, RESEDA, CALIFORNIA 91335



**ROAD RUNNERS
NATIONAL MILE**



**GIRLS AAU
NATIONALS
BACK PAGE**



FORUM

From the Mail Box

I read Barry Geisler's article (on the Road Runners Club of America) in the May issue of Starting Line and I support his program 100%. If a kid doesn't have blinding speed, he can't compete in many areas of the country because the longest race they have in the 10. & Under division is the 100 yard dash. In many areas they have no shot put at all! So 7 year olds have to race 10 year olds, which eliminates them.

We will never build track up until we can provide a complete track program for kids 5 & up. As it stands now in many areas we are eliminating 95% of the kids. Only the sprinters have a chance.

In East Point, Ga. we have tried to provide a complete program with great difficulty. We have got the Atlanta Track Club to provide a 1 mile race at the Atlanta Track Classic. For the first time we had a youth track and cross country summer schedule to give the kids some place to run.

Don Gamel
Union City, Georgia

I, too, feel there are inequities in the current system for age grouping (refer your April editorial).

1. The athlete should be allowed to complete the season in the same age group. The calendar may be broken down into two distinct seasons, track and cross country, having one cutoff date for each.
2. There is a definite value in the addition of the age group for six and seven year olds. The effect of a six year old having to compete against a top-of-the-age nine year old can be extreme enough to cause the child to withdraw rather than continue.

For the good of the development of the program, the younger runner needs some degree of success in competition. "Building for the future" and "getting experience" are phrases that have little value to a primary mind. Winning, or coming close to it (having a fighting chance) is the key.

Virginia Stone
Rialto, California

INTRODUCE A FRIEND TO STARTING LINE

Please send me one year subscription of
STARTING LINE @ \$4.00 (10 issues)

NAME _____
ADDRESS _____
CITY _____
STATE _____ ZIP _____

please start with the _____ issue.

Check one: Coach Athlete Other
Team or organization _____

Mail check or money order to: STARTING LINE
Post Office Box 878, Reseda, California 91335

Schools may submit official purchase order. Foreign subscribers should pay by international postal money order or bank draft in U.S. fund. Canadians please pay by Canadian postal money order (for rates see page 3).

I would like to comment on the statement in May's Technique and Training section that the miler would not have to run the distances a marathoner would. This is a ridiculous assumption because the more mileage a runner puts in, the stronger he will get. Distance breeds strength, which is the most important aspect of the mile. If a miler were to train for the marathon he would never have to do speed work. Only after months of distance will the interval training do the runner any good.

The distance should be run easily and not measured but rather on a time limit (45 min., 1 hr., etc.) and run over different types of terrain. The idea of distance is to build rather than to destroy. The body does not operate at an oxygen deficit when running distance and can therefore build. The body operates more efficiently when training aerobically.

There is only one catch to the use of distance. The runner has to train year around and take only short vacations. The value of distance will show, however, when you find that your athletes have fewer injuries than they had when they were doing mainly intervals.

I don't expect anyone to believe what I have to say but that is their tough luck.

Brice Hammerstein
San Bernardino, California

As an economy measure, the National Jaycees have dropped sponsorship of the Junior Champ National Championship Meet. However, they continue to encourage their local Jaycee Chapters to promote Junior Champ Track & Field, as they have been doing for some years.

I shall notify our State Associations of USTFF, which conduct many age group competitions in the summer time, to notify you of results of these competitions.

Carl Cooper
Executive Director
United States Track & Field Fed.

Recommended by **BOOKS** For athletes
STARTING LINE, and coaches

RUN, RUN, RUN	\$.350
HIGH SCHOOL RUNNERS & THEIR TRAINING PROGRAMS	3.00
MIDDLE DISTANCE RUNNING	1.50
LONG SLOW DISTANCE, THE HUMANE WAY TO TRAIN	2.00
HOW THEY TRAIN.	2.00
WHAT RESEARCH TELLS COACH ABOUT DISTANCE RUN.	2.95
ARTHUR LYDIARD'S RUNNING TRAINING SCHEDULES	1.50
ROAD RACERS AND THEIR TRAINING PROGRAMS	2.50
MODERN TRAINING FOR RUNNING	10.95
COMPUTERIZED RUNNING TRAINING PROGRAMS.	4.50

ORDER FROM: **STARTING LINE,** Add 25¢ for postage
P. O. BOX 878 and handling
RESEDA, CALIF Calif. residents
91335 add 5% sales tax



Still available from

STARTING LINE

50¢

FOR EACH LIST

ALL-TIME BOYS AGE-GROUP LIST

ALL-TIME GIRLS AGE-GROUP LIST



STARTING LINE

P.O. BOX 878 - RESEDA, CALIFORNIA - 91335

PUBLISHERS & EDITORS
Max Zucker & Bill Peck

BOARD OF ADVISORS	SECTION EDITORS:
Dr. Harmon Brown	
Hal Connolly	GIRLS AGE-GROUP
Olga Connolly	Roy Swett
Brooks Johnson	Calvin Brown
AREA CONTRIBUTORS	BOYS AGE-GROUP
Lyn Carman	Max Zucker
Jimmy Carnes	Bob Lord
John Harwick	
Jim Hume	RACE WALKING
Jeff Johnson	Jim Hanley
Ken Karnes	
Dale Knox	TECHNIQUE
Lyle Knudson	& TRAINING
Jerry Lowmiller	Frank Lagotic
Dr. Gabe Mirkin	Bill Peck
Porter Martin	HIGH SCHOOL
Bill Peterson	Mike Kennedy
Steve Price	
Roger Simpson	SPECIAL
Joe Smetanka	CONTRIBUTORS
Steven Sutton	Jack Sheppard
John Van Bentham	Casey Ide
PHOTO CONTRIBUTORS	Ken Wilkinson
Don Chadez	
Bill Foster	ART DIRECTION
Paul Sutton	Gary Oliver
Steven Sutton	

STARTING LINE is published monthly, except in February and November. Issue is mailed the first week of the month except in January and October. No Issue should require longer than two weeks delivery, proportionately less in areas closer to the mailing site of Reseda, Cal

SUBSCRIPTION RATES - one year \$4.00 .
Add \$2.00 per year for first class mail and \$3.00 per year for Air Mail, within the United States. \$5.00 per year for regular mailed subscription to Canada; inquire about 1st class & Air Mail rates.

CHANGE OF ADDRESS -keep us notified of your change of address as STARTING LINE cannot be forwarded; include old and new address with your Zip Code.

SUBMIT MATERIAL (news, feature, photographs, etc) for inclusion in the next issue of STARTING LINE no later than the 20th of the month.

In order to have good coverage from all areas, we are in need of interested individuals who will contribute news, feature material and PHOTOS from their specific region.

From the Editors

Judging by the array of meet that are taking place everywhere in the U.S. and the ever growing number of participants, track and field at the age group level is really coming into its own.

However, more athletes mean bigger meets - bigger meets mean fancier awards and expensive awards necessitate larger entry fees. Or so it seems. It has been suggested that the reason for giving trophies and medals is that few athletes would come, were they not induced to do so by the lure of colorful trinkets. If that were the case, with awards being the primary incentive to compete in a meet, then we would have to question the purpose of that meet. Which brings us to the subject of our essay: AWARDS and their MEANING.

Our intent is not necessarily to advocate the eradication of the giving of awards. On the contrary, the giving and earning of tangible rewards can fulfill a very real function as these things symbolize the attainment of a goal, the realization of a measure of success.

However, the rewards should match the occasion. They should be commensurate with the importance of the moment. STARTING LINE would like to see the insatiable appetite for the bigger and bigger trophies that are dispensed at nearly every meet be channeled towards more meaningful and certainly more satisfying ends. We would like to see the restoration of the meaning that awards should have.

There are alternatives to the current awards situation. In an article for RUNNERS WORLD, Benjamin Sawyer had some interesting ideas on the matter. "...The energy in obtaining awards could be put in consistently printing accurate results of EVERY entrant, and timing EVERY finisher...If we are going to continue having awards, I would like to see them take a new direction - toward usefulness...Merchandise awards or coupons to be traded in on running shoes should be given...If traditional types of awards are to be retained, have only well made ribbons for first, second and third places, except in very major meets or replace trophies and medals with awards such as books, subscriptions, coupons for shoes and other equipment..."

Whatever feelings you may have on the subject, the greatest rewards must still come from within oneself. Only meaningful awards, when coupled with the satisfaction of the athlete's own accomplishment and his realization of a personal goal, will become what they should be destined to be : a lasting momento, as the days of youthful triumphs fade from memory.

On the Cover

Photos by Max Zucker taken at Road Runners Club of America National Postal Mile Run, Western Section, at Bakersfield, California on June 5.

- (1) Leaders in 14-15 division, from right, Richard Nance (3rd), Tom Elieff (1st) and Ron Rowlan (2nd)
- (2) Mike Assumma, 7 and Under winner, from Rialto Road Runners
- (3) Edward Hopkins, Planada RR, western winner in 12-13 division
- (4) Lyn Couch, Medford, Oregon (on right) edges Todd Knox, Wasco, California in thrilling finish of 9 and under race
- (5) 10-11 placer Charles Assumma leads Eddie Lujan and Randy White
- (6) Kevin Knox, winner of western and national 10-11 competition (Center) Three before and after race scenes

Back Page

Photos of Tammy Cordes, Diane Rodriguez, Mary Decker and Iva Wright by Don Chadez at Mt SAC.

Photos of Solon-Yount-Swenson, Wendy Koenig & Pat Benson taken by Bill Foster at Phoenix. Photo of Yolanda Rich by Bill Leetch.

Sue Parks photo submitted by Richard Beyst; Monique Opiola & Brenda Webb submitted by Pete Jones; Comets Relay team by Ken Karnes.

BOYS Age Group

Editor: MAX ZUCKER

1971 ROAD RUNNERS CLUB of AMERICA NATIONAL POSTAL MILE RUN CHAMPIONSHIP

On June the 5th, athletes from eleven states and the District of Columbia participated in the 1971 Road Runners Club of America national postal Mile Run Championship.

Every area of the country was represented in the two sections; the eastern section was held at Falls Church, Virginia and the Western section at Bakersfield, California.

The meet in the East drew over 250 boys and girls, from as far away as Michigan, Ohio, Tennessee and Florida, with large contingents from New York and D.C. and smaller groups from Pennsylvania, Virginia, Maryland and New Jersey. With over 100 athletes participating, the Western section had a somewhat smaller gathering of youngsters, but was very good in quality. Except one athlete from Oregon, all runners came from the state of California.

HIGHLIGHTS OF BOYS RACES:

7-Under Division: Winners of each section had the races to themselves. Mike Assumma, youngest of a running family from Rialto (Calif) Road Runners, sped to a 5:42.1 clocking on the new tartan track at Bakersfield College, to win his event by over one-half minute, and in the process established a new National Best in his age-group.

Mike McKinney from Sports International of Washington, D.C. had a similar winning margin in Virginia with a 5:53.9. Mike had run a 5:47.9 two weeks earlier. The first six year old, Robert Ryerson (Laurel, Md.) ran 6:37 for third place in the East. Combined and final results:

1-Mike Assumma, 2-Mike McKinney, 3-Jim Salisbury (San Jose Yearlings) 6:14.6, 4-Ron Geisler (Bronx, NY) 6:28, 5-Robert Ryerson.

8-9 Division: The overall championship in this division was won by Lyn Couch from Medford, Oregon, after a torrid dual with Todd Knox of Wasco, Cal. Lyn, the lone non-Californian at the meet, led most of the way and had quite a few yards on Todd (the younger of two record-setting brothers from the Wasco Wildkats) at the head of the home stretch. Todd closed all but an inch or two at the finish as both runners were timed in a speedy 5:27.9. Tom Cunningham of the San Juan Striders in Sacramento, followed in their wake at 5:33.9.

In the east, John Singer of the newly formed Saginaw Valley TC of Michigan, trounced the best in 5:35.7. He was followed at the finish by eight year old Gene Mirkin of Sports International. Gene's time of 5:40.8 is a new age 8 Best. Combined and final results:

1-Lyn Couch, 2-Todd Knox, 3-John Singer, 4-Demetrius Cook (Rialto RR) 5:38.5.

10-11 Division: Kevin Knox, just missed breaking five minutes and cruised to the best ever recorded for his age - 5:00.3. Burning the track behind him, Chuck Assumma of Rialto and Kevin's teammate Eddie Lujan waged a terrific battle with the latter being edged 5:07.3 to 5:07.6.

Ten year old Chuck's time is of course an age Best. (This boy, by the way, turned in a 10:51.2 two mile the following week). Wasco newcomer Randy White was close (5:11.6)

In the east, ten year old Vincent Hogan of Flushing NY, survived a light drizzle and a tremendous four-way battle to edge Brian McGarvey of Yonkers, NY, both boys being timed in the same time of 5:19.6; right on top were Mike Singer of Saginaw Valley (5:20.1) and Geraed Stoll from Long Island, NY (5:21.5). Whew!

Combined and final results:

1-Kevin Knox, 2-Chuck Assumma, 3-Randy White, 4-Eddie Lujan, 5-Bill Davis (Salinas Valley TC, Calif.) 5:17.4.

12-13 Division: John Slaughter of Nashville, Tenn, who had previously run the years best (4:53.8), easily captured the eastern and overall crown at 4:49.6, the fourth best ever, just two weeks before his 14th birthday. He finished a straightaway ahead of his nearest rival Chris Dye from Oyster Bay, NY (5:03.7), who was a clear second.

In the west, the newly formed Planada (Calif) Road Runners dominated with Ed Hopkins winning at 5:08.5 and teammate Jesse Mogana edging Richard Martinez of the San Jose Yearlings in a hotly contested battle for second spot (5:11.9 to 5:12.0). Combined and final results:
1-John Slaughter, 2-Chris Dye, 3-Ed Hopkins, 4-Jesse Mogana, 5- Richard Martinez.

14-15 Division: A beautiful three-way battle in the west was just sufficient to edge a fine individual effort in the east. Tom Elieff of Garces, Calif (4:32.1) hung on to edge Ron Rowlen (same time) and Richard Nance (4:32.8) of Sepulveda, Calif., after the lead changed hands several times in the last lap. In Virginia, David Sandridge of Parkland, Md. had to do it by himself (4:32.5), winning by 13 seconds over a group which included Kevin Dye, NY, Bill Daniels of Fairfax, Va. and Paul Singer, yet another of the Singer Brothers of Saginaw Valley, Mich.

Combined and final results: 1-Tom Elieff, 2-Ron Rowden, 3-David Sandridge, 4-Richard Nance, 5-Sammy Garcia (Wasco Wildkats) 4:38.7.

This national postal Mile Championship was a new and welcomed addition to age-group track. STARTING LINE would like to commend all the individuals who have made this truly fine event possible.

RACE WALKING

Editor: JIM HANLEY

Since the STARTING LINE nationwide Age Group Postal Mile Walk competition ended on June 30, we're going to mention the top teams received so far (as of June 20, 1971):

Elementary School:

1. Northwest Spokane (Wash.) Kiwanis TC.....27:48.4
(team of Phil Ragland, Greg Hack, Wes Marburger)
2. San Fernando Valley (Calif.) Walkers.....30:16.5
(Eric Zucker, Mike O'Hara, Mike Bernstein)
3. Suffolk AC (Selden, N.Y.).....31:50.8
(Ray Ross, Jim McCreesh, John McCreesh)

Junior High School:

1. Stockton (Calif.) Race Walkers.....23:33.0
(James Bentley, Kevin Brintnall, Brad Bentley)
2. Northwest Spokane Kiwanis Track Club.....27:58.7
(Mark Comstock, Ted Staples, Kirk Greer)
3. Boulder (Colo.) Walkers.....28:49.9
(Rich Colson, Jeff Bartelson, Mike Pent)
4. So. Pacific AAU (Calif.) Race Walkers....29:05.1
(Brian Shumway, Larry Spellman, Dave Hartenstein)

Note: Top girls team entered so far has been the Bumble Bee AC (Sepulveda, Calif.).....31:10.2
(Elaine Saarem, Joy Stone, Diane Delmese)

* * * * *

Complete individual and team results in next issue.

TIME & SPACE

Best Performers of '71

The 1971 Best Performers Lists on this page include outdoor marks made since January 1 and received by the compilers through June 22. Submit additional results and/or corrections to: STARTING LINE, PO Box 878, Reseda, Calif 91335.

Data listed includes (left to right):

1. Time/distance of athlete's best performance

2. Symbols indicating questionable performance
 w=wind assistance unknown c=2 competition
 i=wt of implement unknown f=? facilities
 u=athlete's age unknown t=? timing
 u=performance unconfirmed m=? measurement
 by complete results

Upper case (capital) letter signifies that mark is unacceptable - more info welcome.

3. Athlete's name and team or area

4. Date of performance

Marks to be included in STARTING LINE's Final Outdoor Ranking for 1971 must meet the following requirements:

1. Marks must be made on standard facilities (surveyed track, legal throwing rings, toe boards, hurdles, etc.).
2. There must be at least 3 timed or measured competitors, at least 3 events must be included in the meet and it must be a regularly scheduled event.
3. In the sprints, hurdles, long jump and triple jump wind assistance should be reported (a wind estimate will make the mark questionable but will not necessarily disqualify it from acceptance; wind gauge readings remove all doubt).
4. The weight of the shot, discus, hammer and javelin must be reported (some indication that implements have been properly checked for weight dimensions will remove doubts).
5. In the hurdles; number of hurdles, hurdle height and distance between hurdles should be noted as well as distance of race.

NOTE: Performances listed below dotted line indicate that marks were made under unacceptable or very questionable conditions. In all cases, more details would be greatly appreciated.

Girls 12-13

(*=athlete is now 14 years old)

50 yard Dash		
6.0 w	Karen McDaniel, PIO	3/28
6.1 w	Shirley Finney, PIO	3/28
6.1 w	Judy Johnson, LBC	5/15
6.2	Betsy Hager, USJ	5/1
6.2 w	Jackie Beamon, LBC	6/13
6.2 w	Tina Roberson, WCV	6/13
6.2 w	Kim Leggett, MID	6/13
6.2 wuc	Debbie Carter, KWD	5/15

100 yard Dash		
11.1 w	Gail Douglas, LAM	4/3
11.2 w	Judy Johnson, LBC(11.lu)	4/3
11.2 w	Karen Bosley, LJA	5/15
11.2 w	Sherry Hughes, Calif	5/22
11.3 w	Shirley Finney (11.2Wu)	3/28
11.3	Jackie Rhodes, MSA	3/20
11.3	Audrey Marocco, CHH	5/29
11.4 w	Denise Robertson, IMT	4/4
11.4 w	Karen McKaniel (11.lu)	4/18
11.4 w	Signe Carlson, LMM	4/3
11.1 W	Renalda England, HAB	5/22

220 yard Dash		
25.5 w	Signe Carlson, LMM	4/3
25.5 w	Karen Bosley, LJA	6/13
25.7 w	Wilma Similton, Calif	5/22
25.8	Judy Johnson, LBC	3/20
26.0 w	Tami Crowell, LS	6/13
26.0 w	Andee Garcia, LBC(25.5u)	4/3
26.1 w	Yolanda Rich, LAJ	6/13
25.6 W	Renalda England, HAB	5/22
26.0 wuc	Shirley Finney, PIO	5/2

440 yard Dash		
56.9	Renalda England, HAB	5/11
57.7	Betsy Hager, USJ	6/13
57.9	*Linda Stecker, DCD	3/21
58.0 f	Yolanda Rich, LAJ	6/5
58.2	Karen Bosley, LJA	6/13
58.8	Therese SanAgustine, LBC4/25	
59.5	Signe Carlson, LMM	4/25
59.5 f	Cindy Gilbert, LJA	6/5
59.9 u	Tanya Bryant, SPI	5/2

880 yard Run		
2:17.5	Mary Decker, LBC (12)	5/28
2:20.3	Dianne Holder, LBC	5/28
2:20.9 f	Effie Jordan, RRR (12)	3/21
2:21.7	Robin Campbell(SPI:17.6u)	4/18
2:21.8	Sindi Steinbeck, Calif	5/22
2:22.4	Betty Burns, WW	5/22
2:23.5 f	Sally Balderston, DCD	3/21
2:23.6	Kathy Jewell, LBC	5/29
2:23.8	Joyce Wolak, LMM	6/5
2:23.9	Renee Nelson, USJ (12)	6/13

One mile Run		
5:06.2 f	Mary Decker, LBC (12)	2/21
5:10.0	*Ruth Kleinsasser, RRR	3/6
5:10.5	Robin Campbell, SPI	6/5
5:10.5	*Debra Johnson, RRR	2/21
5:17.5	Doreen Assumma, RRR	4/10
5:19.1	Estella Guina, SJC	6/13
5:20.5	Kathy Jewell, LBC	5/15
5:21.6	Bridget Kehl, SAL	6/13
5:21.7	Pamela Allen, LC	6/13
5:22.1	Betty Burns, WW	6/5

Pentathlon(50H, 8/SP, HJ, LJ, 200m)		
3951 f	*Cindy Gilbert, LJA	5/23
3870 f	Cathy Clarke, LJA	5/23
3819	Laura Allen, FLC	5/22
3770 f	*Cindy McKenzie, OIM	5/23

50 yard Hurdles (30 inch)		
7.1 w	Cathy Clarke, LJA	5/29
7.2 w	Sue Kelley, CHH	4/24
7.3 w	Dianna Windle, LBC	6/13
7.4 w	Lisa Pierce, SNL	5/1
7.4 w	*Cindy McKenzie, OIM	5/15
7.4	Meg Swenson, CG	5/16
7.5 w	Cheryl Poirier, FRD(7.2u)/4	

Long Jump		
5-7 f	Loretta Matejko, WOL	5/23
5- 3 1/4 f	*Cindy Gilbert, LJA	5/23
5- 3 1/2 c	Patty Carman, RRR	4/24
5- 1	Cathy Clarke, LJA	6/13
5- 1	Virginia Oliver, Calif	6/13
5- 0 f	*Cindy McKenzie, OIM	2/21
5- 0 f	Diane Stuart, DBV	4/10
5- 0	Lisa Kinimaka, SJC	4/25
5- 0 cfu	Sharon Groth, LFK	5/1
5- 0 cfu	Toni Jones, PIO	5/2

Shot Put (6 pound)		
48-7 1/2 f	*Debbie Rivera, LGB	3/28
43-4 im	*Debra Haynes, FEL	5/22
40-7 1/2 i	Tammy Cordes, ALB	5/2
39-3 1/2 i	Vickie Chiarello, CRT	5/2
39-3 ifm	Sue Kelley, CHH	5/1
39-2 i	Kathy Devine, LJA	4/10
38-9 if	Edie Bradbury, RRR	6/5

Discus Throw (1 kilogram)		
137- 8 im	*Debbie Rivera(44-luc)	3/6
111- 0 i	Vickie Chiarello, CRT	5/2
110- 0 im	*Debra Haynes, FEL	4/25
100- 7 imf	Edie Bradbury, RRR	6/13
96- 8 imf	Lorraine Painter, LGB	5/15
93- 9 i	Tammy Cordes, ALB	3/21
91-10 1/2 if	Lydia Nava, RRR	6/5
90- 8 imf	Kathy Monaco, RCS	6/13
90- 5 1/2 if	Lynn Phelan, FFS	4/25

Baseball Throw		
255-3	*Debbie Rivera, LGB	3/20
239-3	Nadine Bowers, SJC	6/13
229-1	Lisa Pierce, SNL	6/13

Girls 10-11

(*=athlete is now 12 years old)

50 yard Dash		
6.3 w	A. Young, AMB	3/28
6.3 w	Regina Johnson, MM	5/29
6.4	Andrea Shapiro, NSY	1/9
6.4 w	Jackie DeVose, DTS(10)	4/25
6.4 w	Linda McQuarrie, LBC	6/13

100 yard Dash		
11.7 w	Regina Johnson, MM	5/29
11.9 w	Terri Frye, WW	5/22
11.9	Jackie DeVose, DTS	5/29
12.0 w	Cynthia Dennis, MJ	3/13
12.1 w	Kim Howard, DTS	4/25
11.8 wuc	Lori Paxton, THB	6/4
12.0 w	Laura Scollin, LOR	4/25
12.0 w	Carol Von Drehle, CG	5/2
12.0 W	Jolanne Hackett, SJQ	5/15
12.1 W	Donna Corley, DCD (10)	5/2

Compiled by
CALVIN BROWN

Girls 9&Under
(*=athlete is now 10 years old)

50 yard Dash		
6.8 w	Cynthia Mosley, Calif	5/22
6.9 w	Brigitte Williams, MJ	4/4
6.9 w	Leticia Morales, SJQ	5/1
6.9 w	Joyce Bowie, LOR	6/13
7.0 w	Debra Smothers, WVJ	2/21
7.0 w	Kim Edmunds, SJQ	5/1
7.0 w	Lisa Sherrill, ATM	6/20
6.6 W	Denise Morrow, DTS(6.8m)	5/29
6.8 wu	*Donna Corley, DCD(6.6ind)/3/6	
	(Cynthia Banks, MOT 6.9 indoors)	

100 yard Dash		
12.5	Denise Morrow, DTS	5/29
12.6	*Donna Corley, DCD	3/21
12.7	Felicia Dupew, DFY	5/16
12.8 w	Regina Robinson, Calif	5/22
12.9 w	Brigitte Williams, MJ	4/4
12.6 wuc	Candi Jones, THU	6/4
12.8 W	Charlene Kemp, CCM	4/25
12.8 W	Darlene Kemp, CCM	4/25
13.0 Wu	Debbie Kainz, SCC	
13.0 W	Cynthia Banks, MOT	4/25

220 yard Dash		
29.2 w	Janette Windle, LBC	6/13
29.3	Donna Corley, DCD	3/20
29.4 w	Debbie Kainz, SCC	6/13
29.5 w	Lisa Sherrill, ATM	5/23
29.6 w	Leticia Morales, SJQ	6/13
29.9 w	Denise Morrow, DTS	4/24
30.5	Felicia Dupew, DFY	5/16
30.6 w	Brigitte Williams, MJ	6/15
30.6 w	Ann Regan, INT(29.3Wu)	4/24
30.7 Wu	Cheryl Greggans, ML	

440 yard Dash		
67.1	Janette Windle, LBC	4/25
70.7	Tracy Bear, DCD	5/2
70.9	Sandy Cuevas, ARZ	2/13
71.0	Brigitte Williams, MJ	4/4
71.4	Emily Diaz, SCC	6/5
71.5	Debbie Kainz, SCC	5/1
71.7	Lisa Gilliland, DCD	3/21
72.1	Lisa Leivo, LBC	6/5
72.2	Melba Norris, MM	5/29
72.2	Sharon Miller, Calif	5/22
72.2 fcu	Penny Bridges, RRR	4/18

660 yard Run		
1:58.0fc	Leslie Rose, OKP	5/23
1:58.3	Becky Gomez, FCB	6/5
1:58.4	Mary Jo Kosmala, LMM	6/5
1:58.8	Kathy Gill, DCD	4/17
1:58.9	Marcie Riccardi, SCC	3/6
1:53.6fu	Lisa Gilliland, DCD	3/6
1:56.0fu	Cinda McDade, DCD	3/6
1:57.9fu	Tracy Bear, DCD	3/6
	(Deandra Anderson, MOT 1:57.lindoor)	
	(Melaine Tillman, DTS 1:58.9 indoor)	

880 yard Run		
2:43.1	*Donna Campbell(SPI:2:43.0)	4/18
	(Maggie Knickrehm, LFV 2:48.4indoor)	
	(Laura Katzer, LBC 2:48.5 indoor)	

One mile Run		
5:55.9	Susan Sanchez, RRR	6/5
5:56.2	Donna Sanchez, RRR	6/5
6:03.2	Janey Busby, RRR (8)	6/5
6:05.1	Kris Wilson, Calif (7)	6/5
6:09.8	Kim Campbell, SPI (7)	6/5

High Jump		
4- 1 f	Terri Smithey, LBC	6/5
4- 0 1/4 m	Cecily Ellsworth, CRT	4/3
3-11	Laurie Koustik, SCC	4/25
3-11 m	Pam Allen, Calif	5/22
3-11 m	Barbara Beavers, Calif	5/22
3-10 f	Janet Brown, RCS	3/27
3-10 m	Stacy Doll, Calif	5/22
3-9	Nancy Knowles, SJC	5/1
3-9	Maureen Amen, STG	5/1
3-9	Terri Trumble, DCD	5/2
3-9 m	Debra Lawson, Calif	5/22

Long Jump		
13-10 1/2 fc	Leslie Rose, OKP	5/23
13- 8 1/2 f	*Donna Corley (14-8ind)	3/21
13- 8 1/2 wf	Kim Dawson, FEL	6/5
13- 5 1/2 w	Janette Windle, LBC	4/10
12- 9 wf	Linda Backus, ANG	5/8
12- 7 1/2 wf	Joyce Bowie, LOR	6/13
12- 7 1/2 w	Debra Smothers, WVJ	4/10
12- 7 1/4 f	Cynthia Rhodes, MSA	3/21

Baseball Throw		
154- 5	Charm Bishop, SCC	3/20
140-11 m	Laurie Koustik, SCC	6/13
140- 2	Kathi Malloy, DCD	5/2
140- 0	Janet Albers, KTS	5/29
139- 5	Shannon Turpen, ALB	3/21
139- 1 m	Becky Howell, LJA	6/13
138- 4 m	Joni Argento, LMM	6/13
135- 5 m	Christy Wilson, LMM	6/13
132- 2	Julie Root, PRP	3/21

STARTING LINE CALENDAR

On this page STARTING LINE presents the Calendar of forthcoming track & field, long distance running, race walking and other related events of any organization catering to athletes 17 years and younger. While this is by no means a complete listing, it is intended to provide data for coaches, parents and schedule planners.

STARTING LINE is not responsible for late changes, of which the editors have not been notified. Send additional information and corrections to STARTING LINE, P. O. Box 878, Reseda, California 91335. Include name and address of meet director or other source of info.

This Calendar is a good way to publicize the activities sponsored by your group. When submitting information, please include complete details, along the lines of the material presented on this page. Groups wishing more space may inquire about special low rates for advertising track meets or other activities in STARTING LINE.

July

- 23 OREGON TRACK CLUB ALL-COMERS, U of Oregon, Eugene (Boys & Girls, High School, Track & Field, 5:50 p.m.) Tom Ragsdale, (503) 342-1151, ext 261
- 24 OREGON TRACK CLUB ALL-COMERS, U of Oregon, Eugene (Boys & Girls, 6-Under to 13-14, T & F, 10:00 a.m.) T. Ragsdale, 165 Hackamore Way, Eugene, Oregon
- 24 REGION 4 JUNIOR OLYMPIC CHAMPIONSHIPS, Orlando, Fla (Boys & Girls, 9-Under up, Track & Field) Eli Gagich, 400 NW 43rd Place, Miami, Florida 33126
- 25 NEW YORK ROAD RUNNERS CLUB AGE GROUP RUNS, C W Post College, Brookville, N.Y. (Boys & Girls, 5-Under and up, LD Runs) Peg O'Shea, (516) 221-6718
- 30 CITRUS COLLEGE ALL-COMERS CHAMPIONSHIP MEET, Azusa, Calif (Boys & Girls, 9-Under to 16-17, T & F, 5:30 p.m.) Ed Conly, 423 Highland Dr, Glendora, Cal
- 30-31 AAU JUNIOR NATIONAL CHAMPIONSHIPS FOR WOMEN, Wilmington, Delaware (Girls, 14-Over, Track & Field) Bill Thomson, 400 Vassar Dr, Newark, Delaware 19711
- 30-31 JUNIOR CHAMP INVITATIONAL, Bowling Green University, Ohio (Boys & Girls, 17-18, Track & Field) Harry L Tyson, Box 232, Bowling Green, Ohio 43402
- 30 OREGON TRACK CLUB ALL-COMERS, U of Oregon, Eugene (Boys & Girls, High School, Track & Field, 5:50 p.m.) Tom Ragsdale, (503) 342-1151, ext 261
- 31 OREGON TRACK CLUB ALL-COMERS, U of Oregon, Eugene (Boys & Girls, 6-Under to 13-14, T & F, 10:00 a.m.) T. Ragsdale, 165 Hackamore Way, Eugene, Oregon
- 31 BOULDER VALLEY INVITATIONAL, Broomfield, Colorado (Girls, 9-Under and up, Track & Field) Lyle Knudson, 1330 Georgetown Rd, Boulder, Colorado 80303

August

- 1 BOULDER VALLEY INVITATIONAL PENTATHLON/TRIATHLON/DISTANCE CARNIVAL, Broomfield, Colo (Girls, 9-Under up) Lyle Knudson, 1330 Georgetown Rd, Boulder, Colo
- 1 ANNUAL ENCORE 5000 meter TEENAGE RUN, Van Cortlandt Park, Bronx, NY (Boys, 10:00 a.m.) Kurt Steiner, 1660 East 21st St, Brooklyn, NY 11210, (212) 582-3410
- 1 NEW YORK ROAD RUNNERS CLUB AGE GROUP RUNS, Van Cortlandt Park, Bronx, NY (Boys & Girls, 5-Under and up, LD Runs) Barry Geisler, (212) 536-3303
- 1 LAKE ERIE ASSN STATE QUALIFYING MEET (Girls, 14-17, Track & Field) Herb Stockman, Box 333, Wickliffe, Ohio 44092, (216) 944-1175
- 1-7 GOLD MEDAL CROSS-COUNTRY CAMP, Camp Wilderness, Clearfield County, Pennsylvania (Boys) John Harwick, 467 Beverly Rd, Mt Lebanon, Pa 15216
- 3 TEENAGE 3 mile ROAD RUN, Clove Lakes, Staten Island, NY (Boys, 7:00 p.m.) Kurt Steiner, 1660 East 21st Street, Brooklyn, NY 11210, (212) 582-3410
- 6 OREGON TRACK CLUB ALL-COMERS, U of Oregon, Eugene (Boys & Girls, High School, Track & Field, 5:50 p.m.) Tom Ragsdale, (503) 342-1151, ext 261
- 7 OREGON TRACK CLUB ALL-COMERS, U of Oregon, Eugene (Boys & Girls, 6-Under to 13-14, T & F, 10:00 a.m.) T. Ragsdale, 165 Hackamore Way, Eugene, Oregon
- 7 NEW YORK ROAD RUNNERS CLUB AGE GROUP RUNS, Alley Pond Park, Queens, NY (Boys & Girls, 5-Under and up, Long Distance Runs) Nat Cirulnick, (212) 276-7451
- 8 ½ MILE RUN, South Lake, Colorado (Boys, Elementary School) Joe Arrazola, 12336 E. Kentucky, Aurora, Colorado, (303) 343-7138
- 8-14 GOLD MEDAL CROSS-COUNTRY CAMP, Camp Wilderness, Clearfield County, Pennsylvania (Boys) John Harwick, 467 Beverly Rd, Mt Lebanon, Pennsylvania 15216
- 8-14 BLUE MOUNTAIN CROSS-COUNTRY CAMP (Boys) John Covert, Onawa Lodge, Box 198, Mountainhome, Pennsylvania 18342
- 10 TEENAGE 2 mile TRACK RUN, Freeport High School, Long Island, NY (Boys, 7:00 p.m.) Kurt Steiner, 1660 East 21st St, Brooklyn, NY 11210, (212) 582-3410
- 12 NATIONAL JUNIOR OLYMPIC CHAMPIONSHIPS, United States Air Force Academy, Colorado Springs, Colorado (Boys & Girls, 14-17, Track & Field)
- 14 2 mile HANDICAP WALK, Boulder, Colorado (Boys, 13-Under) Ned Amstutz, 2835 3rd Street, Boulder, Colorado, (303) 447-9032
- 14 SOUTHERN PACIFIC OPEN MEET, Pierce College, Woodland Hills, Calif (Boys, 9-Under to 16-17, T & F) Joanna Gorner, 386 S Burnside #3M, Los Angeles, Calif
- 15 NEW YORK ROAD RUNNERS CLUB AGE GROUP RUNS, Clove Lake Park, Staten Island, NY (Boys & Girls, 5-Under up, LD Runs) Bill Welsh, (212) 981-7210
- 15 LAKE ERIE AAU AGE GROUP CHAMPIONSHIPS (Girls, 9-Under to 12-13, Track & Field) Herb Stockman, Box 333, Wickliffe, Ohio 44092, (216) 944-1175
- 15-21 GOLD MEDAL CROSS-COUNTRY CAMP, Camp Wilderness, Clearfield County, Pennsylvania (Boys) John Harwick, 467 Beverly Rd, Mt Lebanon, Pennsylvania 15216
- 17 TEENAGE 3 mile ROAD RUN, Clove Lakes, Staten Island, NY (Boys, 7:00 p.m.) Kurt Steiner, 1660 East 21st St, Brooklyn, NY 11210, (212) 582-3410
- 22 NEW YORK ROAD RUNNERS CLUB AGE GROUP RUNS, C W Post College, Brookville, NY (Boys & Girls, 5-Under and up, LD Runs) Peg O'Shea (516) 221-6718
- 22 FINAL TEENAGE 5000 meter RUN, Van Cortlandt Park, Bronx, NY (Boys, 10:00 a.m.) Kurt Steiner, 1660 East 21st St, Brooklyn, NY 11210, (212) 582-3410
- 22 OHIO GIRLS STATE MEET (Girls, 14-17, Track & Field) Herb Stockman, Box 333, Wickliffe, Ohio 44092, (216) 944-1175
- 24 TEENAGE 2 mile TRACK RUN, Freeport High School, Long Island, New York (Boys, 7:00 p.m.) Kurt Steiner, 1660 East 21st St, Brooklyn, NY 11210
- 29 NEW YORK ROAD RUNNERS CLUB AGE GROUP RUNS, Marine Park, Brooklyn, NY (Boys & Girls, 5-Under and up, Long Distance Runs) Bill Moran, (212) 339-6100
- 29 OHIO STATE GIRLS AGE GROUP MEET (Girls, 9-Under to 12-13, Track & Field) Herb Stockman, Box 333, Wickliffe, Ohio 44092, (216) 944-1175
- 31 TEENAGE 2 mile ROAD RUN, Clove Lakes, Staten Island, New York (Boys, 7:00 p.m.) Kurt Steiner, 1660 East 21st St, Brooklyn, NY 11210, (212) 582-3410

September

- 2 WOODLAKE RUN, Woodlake, California (Boys & Girls, Elementary School and up, Long Distance Runs) Wayne Van Dellen, 498 Castle Rock St, Woodlake, Calif
- 4 SOUTHERN PACIFIC AAU BOYS OPEN MEET, Upland High School, Calif (Boys, 9-Under to 16-17, T & F) Joanna Gorner, 386 S Burnside #3M, Los Angeles, Calif
- 4 2 mile HANDICAP WALK, Adams County Fairgrounds, Northglenn, Colorado (Boys, 13-Under) Ned Amstutz, 2835 3rd St, Boulder, Colo, (303) 447-9032
- 5 NEW YORK ROAD RUNNERS CLUB AGE GROUP RUNS, C W Post College, Brookville, NY (Boys & Girls, 5-Under and up, LD Runs) Peg O'Shea, (516) 221-6718

Key KEY TO TEAM ABBREVIATION:

(B-Boys Team, G-Girls Team)

- ACC-Allen County Cinderettes, Ind (G)
- ALB-Albuquerque Olympettes, N M (G)
- AMB-Ambler Olympic Club, Pa (G)
- ANG-Angels TC, Kent, Washington (G)
- ATM-Atoms TC, Brooklyn, N Y (G & B)
- BBB-Bumble Bee AC, Arleta, Calif (G)
- BCB-Boulder Cinderbellies, Colo (G)
- BCM-Boys Club of Miami, Fla (B)
- BLB-Bellbrook Boosters, Ohio (G)
- BLV-Belleville TC, Illinois (G)
- CAN-Canton TC, Ohio (G)
- CAY-Central Area Youth Assn, Seattle, Wash (G)
- CCM-Columbus Community TC, Ohio (G)
- CCS-Crescenta-Canada Spiketees, Ca (G)
- CIR-Cleveland Dept of Rec, Ohio (G)
- CG -The Colorado Gold, Broomfield (G)
- CHH-Chicago Heights TC, Illinois (G)
- COR-Corning TC, Ohio (G)
- CP -Colorado Pacers (G)
- CPE-Canoga Park Eagles, Calif (B&G)
- CPT-College Point AC Road Runners, New York (B & G)
- CRD-Coaling Rec Dept, Calif (G)
- CRT-Creighton TC, Phoenix, Ariz (G)
- CXO-Calexico AC, California (B)
- DEV-Diablo Valley TC, Calif (G)
- DCY-Dayton CYO, Ohio (G)
- DFY-Denver Flyers, Colorado (G)
- DLP-Delplaine TC, Arkansas (B & G)
- DTS-Detroit Striders, Mich (G & B)

- DCD-Duke City Dashers, N M (G & B)
- EAS-Eastside TC, Bellevue, Wash (G)
- ELN-Edward L Waters TC (G)
- FAL-Falcon TC, Seattle, Wash (G)
- FCB-Pontana Cinder Belles, Calif (G)
- FEL-Fresno Elans TC, California (G)
- FLC-Flanagan's Clan, Woodland, Wash (G)
- FLF-Fleet Feet TC, Midland, Mich (G)
- FFS-Fairfield Striders, N Jersey (G)
- FRD-Frederick TC, Maryland (G)
- GAZ-Gazelles TC, Mercer Is, Wash (G)
- HAB-Houston Astrobelles, Texas (G)
- HB -Huntington Beach TC, Calif (B)
- HL -Hanford Lions TC, Calif (G)
- HO -Hialeah Optimists, Florida (B)
- INT-Integra TC, San Jose, Calif (G)
- ILL-Illini TC, Champaign, Illinois (G)
- JRS-Junior Striders, Compton, Cal (B)
- KEN-Kendall AC, Miami, Florida (B)
- KH -Krepinbridge Harriers, Calif (B)
- KTS-Kettering Striders, Ohio (G)
- KWD-Kirkwood TC, Missouri (G)
- LA -Los Angeles TC, California (G)
- LAJ-Los Angeles Jets, Calif (G & B)
- LBC-Long Beach Comets, Calif (G)
- LGB-Long Beach TC, California (G)
- LC -Lassen Cinderellas, Calif (G)
- LIS-Long Island Spartans, N Y (B)
- LIM-Long Is Mercuettes, N Y (G)
- LJA-La Jolla TC, California (G & B)
- LMM-La Mirada Meteors, Calif (G)
- LMT-LaMott TC, Philadelphia, Pa (G)
- LOR-Lorettes, Santa Barbara, Cal (G)
- LOM-Lomita TC, California (G & B)
- LPV-Lompoc Valley TC, California (G)
- LPK-Lipke TC, Detroit, Michigan (G)
- LS -Lakewood Spartans, Calif (G)
- LEG-Legs TC, La Mesa, Calif (G & B)
- MM -Mickey's Missiles, San Diego (G)
- MID-Mid City TC, San Diego, Cal (G)
- MJ -Miami Jets, Florida (B & G)
- ML -Millbrae Lions, California (G)
- MOT-Motor City TC, Detroit, Mich (G)
- MRK-Markham TC, Los Angeles, Cal (B)
- MSA-Mesa TC, Arizona (G)
- MSO-Miami Springs Optimists, Fla (B)
- MTL-Mt Lebanon TC, Penna (G & B)
- NCH-North College Hill TC, Ohio (G)
- NHS-Newhall-Saugus AC, Calif (B&G)
- NYP-Police AL, New York City (G)
- NSY-NW Suburban "Y" TC, Chicago
- OH -Ohio TC, Columbus (G)
- ODM-Ontario Impalas, Calif (G)
- OKP-Oak Park TC (G)
- ORI-Orinda TC, California (G)
- OXN-Oxnard Recreation Dept, Calif (G)
- OZ -Ozark TC (G)
- PH -Paul Harris AC (G)
- PEO-Peoria Paettes, Illinois (G)
- PHX-Phoenix TC, Arizona (G)
- PLR-Planada Road Runners, Calif (B)
- POP-Portland TC, Oregon (B & G)
- PRP-Pear's Peaches, Phoenix, Ariz (G)
- PIO-Pioneer AC, Washington, DC (G&B)
- RBW-Rainbow Runners, Seattle, Wash (G)
- RCB-Redwood City Striders, Cal (B&G)
- RFF-Run for Fun TC, Miami, Fla (B&G)
- ROS-Roseville AC, California (G)
- RP -Richmond-Perrine TC, Fla (B&G)
- RRR-Rialto Road Runners, Cal (G&B)
- SAL-Salinas Valley TC, Calif (B&G)
- SCC-So California Cheetahs (G)
- SEM-Southeast Missouri TC (G & B)
- SEO-Southeast Oregon Lions (B & G)

- SFL-South Florida TC (B)
- SGV-Saginaw Valley TC, Mich (B & G)
- SDM-San Diego Metro TC, Calif (G)
- SDY-Seattle Dynamics, Wash (G)
- SJC-San Jose Cinderghals, Calif (G)
- SJQ-San Joaquin Valley AC, Cal (G)
- SJY-San Jose Yearlings, Calif (B&G)
- SJS-San Juan Striders, Sacramento (B)
- SLB-St Louis Blues, Missouri (G&B)
- SNL-San Leandro TC, California (G)
- SOJ-So Jersey Chargers, N J (G)
- SPI-Sports International, DC (G&B)
- SPS-Springfield Striders, Ohio (G)
- SPT-Santa Paula Tigerettes, Cal (G)
- STG-St George TC, Stockton, Cal (G)
- SUF-Suffolk AC, New York (B & G)
- SYZ-Santa Ynez TC, Calif (G)
- THE-Thunderbolt TC, Kansas (G)
- TRR-Toledo Road Runners, Ohio (G)
- TRV-Travelers, Washington, DC (G)
- TCS-Thurston Cnty Striders, Wash (G)
- USJ-United San Juan, Sacramento (G)
- VEN-Ventura Girls TC, Calif (G)
- VNB-Van Nuys Bengals, Calif (B&G)
- VSC-Valley Stream Comets, N Y (G)
- VV -Valley Vikings, Covina, Cal (B)
- WCJ-West Coast Jets, Covina, Cal (G&B)
- WCV-West Covina TC, Calif (B&G)
- WLP-Wilson Park TC, Compton, Calif (B)
- WO -Westchester Optimists, Fla (B)
- WOL-Wolverines, Lincoln Park, Mich (G&B)
- WS -Will's Spiketees, Sacramento (G)
- WSR-Road Runners, W Seattle, Wash (G)
- WVP-West Valley Pacers, Woodland Hills, California (B & G)
- WVJ-West Vernon Jets, Los Angeles, California (G)
- WW -Wasco Wildkats, Calif (B & G)

THE FINISH LINE

A Summary of Results

This section includes results of national significance. Other summaries may be found in local news on pp. 12 & 13. Deadline for submitting results for inclusion in the following issue is the 20th of the month. When submitting summaries of meets please include the following:

- Date of Meet
- Meet Site (Place and City)
- Type of Facilities (all-weather, indoor, cinder etc.)
- Sponsoring Organization
- Meet Director
- Marks of all timed or measured competitors (including heats and qualifying rounds if significant)
- First and last names of competitors
- Wind assistance information on sprints, hurdles & jumps
- Weight of Implements (shot, discus, javelin, etc.)
- Ages of outstanding competitors, if possible
- Other pertinent or interesting information

JACKSON INVITATIONAL BOYS AND GIRLS MEET

MAY 1, 1971
CAPE GIRARDEAU, MISSOURI

Meet Director—Ronald Wood

Boys 9-Under	
50 yard Dash	
K. Rudd, SEM	7.4
R. Persons, SEM	7.5
S. Steward, SEM	7.5
R. Morris, SEM	7.6

100 yard Dash	
E. Calvin, SLB	14.2
K. Rudd, SEM	14.3
R. Persons, SEM	14.5

440 yard Dash	
S. Morris, SEM	77.4
T. Chiles, SEM	81.0
D. Lynch, SEM	81.6
J. Plunkett, SEM	84.0

Long Jump	
K. Rudd, SEM	13-3
R. Persons, SEM	12-5
E. Calvin, SLB	11-9½
R. Morris, SEM	11-4½
T. Gray, DLP	10-6

Boys 10-11	
100 yard Dash	
G. Belger, SLB	13.7
K. Dicro, SEM	13.8

440 yard Dash	
C. Morris, SEM	71.0
K. Green, SEM	71.1
S. Davis, SLB	73.6
K. Rudd, SEM	75.9
R. Thomen, DLP	76.0

Long Jump	
Harper, SLB	13-7½
Morris, SEM	13-3½
R. Thomen, DLP	13-2½

Shot Put (6 pound)	
B. Warren, SEM	25-10
T. Childs, SEM	23-6½

Baseball Throw	
K. Green, SLB	158-5
B. Adams, SEM	155-3
J. Davis, SLB	149-7

Boys 12-13	
100 yard Dash	
A. Brown, SLB	11.3
K. Scales, SLB	12.2

220 yard Dash	
A. Brown, SLB	26.2
B. Davis, SMB	28.2

440 yard Dash	
O. Love, SLB	64.3
R. Poole, SLB	66.7
D. Calvin, SLB	67.5

70 yard Hurdles (30 inch)	
B. Davis, SLB	11.1
R. Poole, SLB	11.2

High Jump	
S. Howell, SEM	5-2
J. Wilson, SLB	4-10
W. Rothe, DLP	4-10

Shot Put (8 pound)	
J. Wilson, SLB	37-4
S. Harrell, SEM	36-7½
G. Dunlap, SEM	32-7½

SEVENTH ANNUAL ANGELS GIRLS INVITATIONAL

MAY 8, 1971
AUBURN, WASHINGTON

Track-Cinder
Weather-Cold, Cloudy
Sponsor-Angels Track Club

8-9 Division	
100 yard Dash	
Denise Williamson, EAS	40.1
Tracy Day, WSR	44.2
Leslie Becker, ANG	44.5

220 yard Dash	
Cheri DeWitt, ANG	31.5
Denise Williamson, EAS	31.9
Leslie Becker, ANG	33.3
Tracy Day, WSR	33.7
Beth Baker, EAS	33.8

Long Jump	
Linda Backus, ANG	12-9
Tracy Day, WSR	11-11
Sue Beevers, EAS	11-0½
Lisa Healy, RBW	10-10
Joan Loran, EAS	10-8½
Kathy Munson, WSR	10-7
Krista Bellis, EAS	10-6½

Baseball Throw	
Cheri DeWitt, ANG	110-5
Mikki McGinnis, EAS	92-10
Becky McDonald, ANG	87-8

10-11 Division	
100 yard Dash	
Karla Axell, GAZ	12.6
Ann Baker, EAS	(12.7h)12.8
Linda Lombardini, ANG	13.1
Cindy Anderson, RBW	13.1

220 yard Dash	
Ann Baker, EAS	28.8
Teresa Taft, WSR	29.3
Karla Axell, GAZ	29.6
Cindy Lombardini, ANG	30.2
Edna Stauffer, RBW	30.2

440 yard Dash	
Kathy Kinniburgh, EAS	66.8
Linda Anderson, RBW	66.8
Lynda Becker, ANG	70.7
Donna Davenport, ANG	70.7

660 yard Run	
Gayle Garmoe, EAS	1:52.4
Ann Erpinback, GAZ	1:56.6
Mia McGinnis, EAS	2:00.5
Wendy Gaither, EAS	2:00.5

High Jump	
Karen Jensen, EAS	4-2
Sheila Nyland, SDY	4-2
Dennie Munson, WSR	4-1
Terri Mickelsen, SDY	4-0

Long Jump	
Teresa Taft, WSR	13-8¼
Barb Loran, EAS	13-7¼
Karen Davis, EAS	13-1

Shot Put (6 pound)	
Lucretia Baumgartner, ANG	23-8
Laurie Graves, ANG	17-9½

12-13 Division	
100 yard Dash	
Jodi Kaufman, RBW	12.1
Donna Gardner, WSR	12.3
Laura Allen, FLC	(12.4h)12.5
Mary Conwell, ANG	12.5

220 yard Dash	
Terri Moreno, EAS	27.1
Jodi Kaufman, RBW	27.3
Julie Bardesson, ANG	27.6
Margaret Campbell, WSR	27.9
Donna Gardner, WSR	28.1

440 yard Dash	
Terri Moreno, EAS	62.4
Beth Boylan, EAS	62.9

880 yard Run	
Julie Pulley, EAS	2:24.8
Cheryl Garmoe, EAS	2:26.1
Jane Coffin, EAS	2:33.0
Debbie Quatier, RBW	2:36.1
Debra Metter, EAS	2:37.7

50 yard Hurdles (30 inch)	
Karen Sorenson, SDY	8.2
Joanna DeYoung, EAS	8.4
Scarlett Kanistanau, ANG	8.6

High Jump	
Johanna DeYoung, EAS	4-8
Terri Kraft, EAS	4-7
Kathy Groat, RBW	4-7
Teri Noble, ANG	4-5

Long Jump	
Laura Allen, FLC	16-7½
Barb Boylan, EAS	14-5½
Terri Moore, ANG	14-4

Shot Put (6 pound)	
Laura Allen, FLC	34-11
Liz Flexer, EAS	32-9½
Mary Conwell, ANG	31-3
Ginger Mooneyham, EAS	30-11
Teri Noble, ANG	30-10½
Margaret Campbell, WSR	30-4½

Discus Throw (1 kilogram)	
Liz Flexer, EAS	88-0
Sue Gelzer, GAZ	78-11
Debra Metter, EAS	73-7
Ginger Mooneyham, EAS	67-9

14-17 Division	
80 yard Hurdles (30 inch)	
Mitzi McMillin, SDY	10.9h)11.4
Jackie Guichard, SDY	11.4

220 yard Dash	
Anthony Taylor, DTS	29.4
Greg Belger, SLB	30.9

440 yard Dash	
Anthony Taylor, DTS	66.2
Darrell Tucker, DTS	67.1
Carl Bower, DTS	67.9

660 yard Run	
Mike Peterson, SEM	1:58.8
Steve Hanger, SLB	2:01.4

880 yard Run	
Gregory Dean, DTS	2:40.3
Ambrose Woodford, DTS	2:44.8

High Jump	
Steve Hamm, SEM	4-0
Kirk Douglas, SEM	4-0

Long Jump	
Luther Walton, SEM-PB	13-0½
Sean Moore, SEM-	12-4½
Roger Thomen, DEL	12-1½

Triple Jump	
Kenny Greer, SEM	29-4
Richie Morris, SEM-PB	27-1½
Jim Bidewell, SEM	26-9
David Letassy, SEM-PB	26-3½
Greg Dickens, SEM	25-7½

Shot Put (6 pound)	
Tony Chiles, SEM-PB	25-10½
Bert Warren, SEM	25-10½
Steve Taylor, SEM	22-11

Long Jump (Standing)	
Kevin Monroe, SEM	7-5
Eric Thias, SLB	7-2

Triple Jump (Standing)	
Eric Thias, SLB	20-0
Jim Bidewell, SEM	19-1½

Baseball Throw	
Danny Pister, SEM-PB	191-5
Steve Taylor, SEM	180-5
Kelly Green, SEM	171-9
Kenny Greer, SLB	168-5

Girls 10-11	
50 yard Dash	
Robyn Divine, SEM	7.1
Debbie Klaproth, SEM	7.2
Lora Davis, SLB	7.4

100 yard Dash	
Shivon Johnson, SLB	13.2
Debbie Klaproth, SEM	13.5
Teresa Landreth, SEM	13.5

220 yard Dash	
Neomia Coleman, SLB	30.4
Peggy Meehan, SEM	31.0
Teresa Landreth, SEM	31.7

440 yard Dash	
Neomia Coleman, SLB	68.9
Cindi Kuhn, KWD	74.6

660 yard Run	
Shivon Johnson, SLB	2:04.0
Sharon Garn, KWD	2:05.7

880 yard Run	
Jan Bailey, KWD	2:40.1
Beth Eberle, OZ	2:43.6
Gina Brockett, SEM	2:44.1

Long Jump	
Lora Davis, SLB	13-3
Teri Dickerson, SEM	12-9
Robyn Divine, SEM	12-0

Shot Put (6 pound)	
Neomia Coleman, SLB	24-11½
June Harper, SLB	21-2
Kim Bohon, SEM	20-5

440 yard Dash	
Heather Hearnese, KWD	78.1
Jean Bieser, KWD	79.6
Missy Hecker, SEM	82.4

<u>Baseball Throw</u>	
Kim Bohon, SEM	142-2
Margie Clanhahan, SEM	135-1
Tamra Bowman, SEM	131-6

Boys 12-13

<u>75 yard Dash</u>	
Coleman Burkett, DTS	8.8
Andre Brown, SLB	8.8
Kenslo Crows, SLB	9.4

<u>100 yard Dash</u>	
Harlen Huckleby, DTS	11.2
Andre Borwn, SLB	11.5

<u>220 yard Dash</u>	
Sam White, DTS	25.3
Andre Brown, SLB	26.3
Dwight Davis, DTS	27.9
Richard DeVose, DTS	28.2

<u>440 yard Dash</u>	
Sam White, DTS	59.9
Richard DeVose, DTS	61.5

<u>880 yard Run</u>	
Steve Wood, SEM-J	2:22.6
Kevin Gamble, SEM	2:28.1
Dwight Davis, DTS	2:29.4

<u>70 yard Hurdles (30 inch)</u>	
Kevin Gamble, SEM	10.3
Roma Pool, SLB	11.0
Ozzie Love, SLB	11.7

<u>High Jump</u>	
Scott Harrell, SEM-PB	5-2
Harlen Huckleby, DTS	5-2
Kale Wilson, SEM	4-10
Gene Deckard, SEM	4-8

<u>Long Jump</u>	
Barry Davis, SLB	16-2 $\frac{1}{2}$
Coleman Burkett, DTS	16-0 $\frac{1}{2}$

<u>Triple Jump</u>	
Barry Davis, SLB	33-11
Daryl Colvin, SLB	
Blane Mays, SEM	29- 2 $\frac{1}{2}$

<u>Shot Put (8 pound)</u>	
Scott Estes, SEM-K	40-0
Scott Harrell, SEM-PB	34-5 $\frac{1}{2}$
Cranston Dunlap, SEM-PB32-8 $\frac{1}{2}$	
Kenneth Mullin, SEM	32-1

<u>Girls 12-13</u>	
<u>50 yard Dash</u>	
Debbie Carter, KWD	6.2
Sonja Elliott, SLB	6.8
Mary Eichenser, BLV	6.8

<u>100 yard Dash</u>	
Debbie Carter, KWD	11.7
Lisa Brockett, SEM	12.4
Mary Eichenser, BLV	12.7

<u>220 yard Dash</u>	
Mary Wade, BLV	28.3
Debbie Seymore, OZ	29.4

<u>440 yard Dash</u>	
Mary Wade, BLV	63.5
Debbie Seymore, OZ	66.9
Angela Beal, KWD	68.1

<u>880 yard Run</u>	
Sue Illers, SEM	2:37.5
Shelia Seabaugh, SEM	2:41.5
Jean Peters, BLV	2:43.5

<u>One mile Run</u>	
Cathy Gennetti, BLV	5:49.1
Debbie Bailey, KWD	6:03.9
Debra Schuette, SEM	6:19.3

<u>50 yard Hurdles (30 inch)</u>	
Debbie Seymore, OZ	9.0
Emma Taylor, SLB	9.1
Barbara Mitchell, SEM	9.1

<u>Long Jump</u>	
Debbie Carter, KWD	14-6
Lisa Brockett, SEM	14-4 $\frac{1}{2}$
Pat Walton, SEM	14-0 $\frac{1}{2}$

<u>Shot Put (6 pound)</u>	
Ann Miller, SEM	37- 5 $\frac{1}{2}$
Jama Ray, SEM	26-11 $\frac{1}{2}$

<u>Discus Throw (1 kilogram)</u>	
Ann Miller, SEM	88- 0 $\frac{1}{2}$
Becky Bollinger, SEM	78- 1 $\frac{1}{2}$
Sherril Cumbow, OZ	61-10 $\frac{1}{2}$

<u>Baseball Throw</u>	
Ann Miller, SEM	192-10
Debra Schuette, SEM	168- 4
Becky Bollinger, SEM	166- 0

OREGON HIGH SCHOOL GIRLS STATE MEET
--

MAY 14 & 15, 1971
SILKE FIELD
EUGENE, OREGON

Weather-Cool, gusting winds
Leading Teams-AAA Schools:
Churchill, Sheldon, Marshfield
Gresham, Bend, Crater, Lebanon,
Estacada, Centennial, Tigard-
*AA Schools: Central Linn,
Gervais, Phoenix, Creswell,
Philomath, Madras, Seaside-
*A Schools: Canyonville Bible
Academy, Sherman Cnty., Riddle

Combined Best Results
100 yard Dash
Susan George, Cent Linn *11.2
Mary Ann Berg, Sheldon 11.3
Joan Heitzman, Estacada 11.3
Lucy George, Cent Linn *11.3
Linda Eert, Newberg 11.4
Fran Auer, Marshfield 11.4
Julie Ward, Gresham 11.4
Rose Gilbert, CBA **11.6
Claudia Smith, The Dalles 11.6

220 yard Dash
Rose Gilbert, CBA **26.3
Susan George, Cent Linn *26.6
Lucy George, Cent Linn *27.0
Fran Auer, Marshfield 27.1
Joan Heitzman, Estacada 27.3
Sandy Aikens, Burns *27.3
Julie Ward, Gresham 27.3
Nancy Williams, McNary 27.4

440 yard Dash
Jan Wright, Clackamas 60.4
Mary Ann Berg, Sheldon 60.5
Colleen Wigle, Riddle **61.9
Connie Hatfield, Cent 62.7
Cathy Carlson, SacHeart **63.6
Jeannie McKinney, Wil'te 63.6

880 yard Run
Debbie Roth, Churchill 2:21.5
Maryl Barker, Phoenix *2:24.0
Shauna Puppe, CottGrove 2:27.0
Cheryl Bates, Marshf'd 2:27.5
Debbie Brundage, Roseb'g 2:28.0
Bridgett Parker, Chur 2:28.8
Shirley Lagestee, Phil *2:29.0
Sue Carlson, Medford 2:29.6

One Mile Run
Debbie Roth, Churchill 5:09.2
Carolyn Walker, Grant 5:11.4
Maryl Barker, Phoenix *5:22.6
Cheryl Bates, Marshf'd 5:26.1
Debbie Brundage, R'burg 5:29.0
Beth Boehmer, NoEugene 5:29.5
Joan Justus, Creswell *5:30.3

100 meter Hurdles
Heidi Davidson, Church 14.8
Jo Rasmussen, Sunset 14.9
Debbie Horner, SweetHome 15.1
Marcia Moles, McNary 15.5
Kathy Rux, Gervais *15.6
Mary Lau, Crook County 15.7
Mary Officer, Madison 15.8

High Jump
Charlene Schwanz, Bend 5-2
Shirley Lagestee, Phil *5-1
Debbie Novinger, Jeff 5-1
Patsy Burns, Scappoose *5-0
Dottie Barnes, Gresham 5-0
Laurie Knebel, Tigard 4-11
Karen Banks, Marshfield 4-11

Long Jump (wind-aided)
Fran Auer, Marshfield 18- 8
Colleen Wigle, Riddle **18- 1 $\frac{1}{2}$
Kathy Pirrie, Madras *17-10 $\frac{1}{2}$
Rose Gilbert, CBA **17- 9
Teresa Smith, Crater 17- 4 $\frac{1}{2}$
Mary Officer, Madison 17- 0 $\frac{1}{2}$
Jeanne McKinney, Wil'te 17- 0
Debbie Hanna, Crook Cnty 16-11

Shot Put
Dottie Barnes, Gresham 48- 8 $\frac{1}{2}$
Mildred Dougherty, Dou *40- 6 $\frac{1}{2}$
Denise Williams, Chur 38-11 $\frac{1}{2}$
Betty Ledgerwood, Silv 37- 4 $\frac{1}{2}$
Carla Carlson, Crook C 36- 8 $\frac{1}{2}$
Nichon Blount, Jeff 36- 4
Toni Young, D.Douglas 36- 2 $\frac{1}{2}$

Discus Throw
Dottie Barnes, Gresham 125-11
Lynne Winbiger, Bend 123- 7
Betty Rust, Glide **115- 9
Kathy Pete, Phoenix *113-1
Carol James, Thurston 110- 9
Marlene Kost, Knappa **109- 4

Javelin Throw
Arlene Platt, Sheldon 145-9
Donna Latterell, SEugene 135-0
Carol Harris, Centennial 123-3
Donna Smith, Gervais *122-7
Sherry Day, LaGrande 120-6
Ruby Shetler, Silverton 115-8
Wendy Logan, Silverton 114-4

POINSETTIA GIRLS INVITATIONAL

MAY 15, 1971
LARRABEE STADIUM
VENTURA, CALIFORNIA

Weather-Cool, Slight Wind
Track-Clay
Sponsor-Ventura Girls TC
Meet Director-Jack Greene

10-11 Division
50 yard Dash
Linda McQuarrie, LBC 6.7
Vickie Aston, OIM 6.9
Marla Roberts, WW (6.9h)7.0
Marsha Williams, OXN(6.9h)7.0
Michelle Obert, HL 7.0
Karen Ueda, LBC 7.0

100 yard Dash
Terri Frye, WW 12.5
Christine Smallwood, INT 12.5
Regina Johnson, MM 12.5
Linda McQuarrie, LBC 12.6
Vicki Aston, OIM 12.9

220 yard Dash
Christine Smallwood, INT 28.7
Terri Frye, WW 28.9
Regina Johnson, MM 29.7
Laura Janousek, OMC 29.7

440 yard Dash
Patty Dillingham, WW 68.4
Michelle Klein, WVP 69.5
Rita Stewart, OMC 69.8
Carroll Young, LAJ 69.9

660 yard Run
Diane Rodriguez, LMM 1:49.2
Donna Mueller, RRR 1:49.7

880 yard Run
Jill Boyd, OMC 2:31.6
Gwen Dillingham, WW 2:33.2
Teresa Tomicic, LBC 2:34.3
Pam Ferris, OIM 2:36.2
Laurie Jewell, LBC 2:36.7
Tammy Sheets, RRR 2:38.3
Monique Gregoire, OIM 2:38.8

High Jump
Chris Shawhan, CCS 4-8
Juanita Barnett, RRR 4-8
Suzy Beugen, LOM 4-7
Gayle Pharris, LOM 4-4
Laurie Carman, LOR 4-2
Tamm Fraley, HL 4-1
Lori Krug, LAJ 4-0

Long Jump
Linda McQuarrie, LBC 15- 6
Cynthia Tyler, MM 14- 4 $\frac{1}{2}$
Arnetta Robinson, LAJ 13-11
Michelle Obert, HL 13- 9 $\frac{1}{2}$
Traci Greene 13- 2

Shot Put (6 pound)
Bea Hunt, RRR 25-11 $\frac{1}{2}$
Linda Stewart, LAJ 24- 6
Vicki Baker, OMC 21-10
Kelly McWilliams, LAJ 20- 6

Baseball Throw
Lisa Van Bentham, LAJ 177- 8
Mariena Pond, LBC 163- 2
Charm Bishop, OMC 154-10
Lynne Van Bentham, LAJ 153- 8
Fay Poster, MM 149- 8
Lorelei VanBentham LAJ 141- 4

12-13 Division
50 yard Dash
Judy Johnson, LBC 6.1
Yolanda Rich, LAJ 6.4
Laura Scollin, LOR 6.4
Darlene Sapp, OMC 6.5
Sandy Sharp, SJQ 6.5
Karen Murray, LAJ 6.6

100 yard Dash
Karen Bosley, LAJ 11.2
Judy Johnson, LBC 11.3
Beverly Jacobs, OXN 11.9
Dorothea Gaffney, HL 11.9
Karen Stone, OMC 11.9
Tami Crowell, LS 12.1
Toni Griffin, LAJ 12.2
Cindy McKenzie, OIM 12.2
Sharyon Harrison, WW 12.2

440 yard Dash
Cindy Gilbert, LAJ 59.9
Therese San Agustin ,LBC60.9
Shelley Earl, MM 61.3
Mary Stirewalt, LS 61.8
Marilyn Moore, SJQ 62.3
Cynthia Williams, OXN 62.9
Cathy Tykeson, LPV 63.5
Sonya Bowe, OMC 63.9

880 yard Run
Mary Decker, LBC 2:22.5
Joyce Wolak, LMM 2:25.3
Dianne Holder, LBC 2:26.0
Beckie Zeigler, LPV 2:28.3
Julia Lake, LS 2:28.8
Juanita Cobbs, RRR 2:30.0
Karen Ledgerwood, LPV 2:30.0
Margit Sturhann, LMM 2:31.1

One mile Run
Kathy Jewell, LBC 5:20.5
Doreen Assumma, RRR 5:21.9
Betty Burns, WW 5:31.7
Lissane Neilson, SJQ 5:37.8
Sonia Gerth, RRR 5:38.4
Marie Albert, RRR 5:44.8
Teresa Williams, SJQ 5:45.3
Kerri Marshall, LPV 5:50.6

50 yard Hurdles
Dianne Windle, LBC 7.5
Cathy Clarke, LAJ (7.4h)7.5
Cindy McKenzie, OIM(7.4h)7.6
Bryn Mayne, LAJ 8.0
Cindy Meadows, Simi(7.8h)8.1

Long Jump
Shelley Earl, MM 18- 0
Diane Windle, LBC 16-10 $\frac{1}{2}$
Cathy Clarke, LAJ 16- 2 $\frac{1}{2}$
Patti Carman, RRR 15- 8 $\frac{1}{2}$
Toni Griffin, LAJ 15- 7 $\frac{1}{2}$
Kathy Johnson, MM 15- 6
Marla McQuarrie, LA 15- 5 $\frac{1}{2}$

Shot Put (6 pound)
Debra Haynes, FEL 40- 1 $\frac{1}{2}$
Eddie Bradbury, RRR 35- 2
Gwen Brownlee, FEL 34-11
Julie Williamson, LBC 32- 3
Val Tanguay, RRR 32- 3
Lydia Nava, RRR 31- 3

Discus Throw (1 kilogram)
Debra Haynes, FEL 101-6
Lorraine Painter, LBC 96-8
Eddie Bradbury, RRR 85-8
Gwen Brownlee, FEL 84-2 $\frac{1}{2}$
Lydia Nava, RRR 83-2
Debra Bell, MM 82-9
Cathy Slater, LBC 80-2 $\frac{1}{2}$
Val Tanguay, RRR 79-4

Javelin Throw (600 gram)
Lorraine Painter, LBC 96- 9
Heather McNair, LAJ 90-11
Cathy Slater, LBC 87-11
Cheryl Holley, LMM 86- 5
Connie Gassen, CCS 83- 6
Eddie Bradbury, RRR 82- 9
Beth Miller, LOM 82- 1 $\frac{1}{2}$

Baseball Throw
Lorraine Painter, LBC 210- 7
Jill Faber, RRR 194- 0
Cheryl Holley, LMM 189- 6
Brenda Mills, MM 187- 2
Val Moore, LAJ 186- 6

14-17 Division
100 yard Dash
Lorna Tinney, LAJ(11.1h)11.2
Jennifer Henry, MM 11.2
Teresa Hayes (11.2h)11.3
Linda Hearn, MM 11.4
Kathi Leineke 11.4
Suzie Taylor, FEL 11.5
Sharon Farrell, VEN 11.5
Mary Buchanan, LAJ(11.3h)11.6
Jodi Peterson, OMC(11.4h)

220 yard Dash
Nora Johnson, LAJ 25.9
Maureen Abare, MM 25.9
Linda Hearn, MM 26.3
Becky Welding, LBC 26.3
Lisa Randal, LMM 26.4
Janine Stirewalt, LS 26.4
Susis Taylor, FEL 26.4
Debbie Chapin 26.5

440 yard Dash
Veronica Dawkins, LAJ 57.7
Becky Welding, LBC 59.6
Rita Carter, FEL 59.6
Debbie Chapin 59.7
Teresa Hayes 60.3
Polly Marshall, LAJ 60.4

880 yard Run
Jeanne Abare, MM 2:18.2
Jani Rauda, SYZ 2:19.1
Becky Dennis, WVP 2:20.1
Paty Cape, LBC 2:23.3
Diane Byington, RRR 2:24.1
Carol Heer, OIM 2:24.2
Lisa Thomas, SYZ 2:24.6
Shelley Lewis, LMM 2:25.6

One mile Run
Ruth Kleinsasser, RRR 5:06.7
Linda Green, LBC 5:14.9
Diane Byington, RRR 5:16.9
Shirley Springer 5:17.4
Vickey Mills, LBC 5:18.3
Esther Marquez, RRR 5:28.2

3000 meter Run
Esther Marquez, RRR 10:47.6
Bev McQuarrie, LBC 11:27.4
Debi Pelkofer, LBC 11:27.6

80 yard Hurdles (30 inch)
Lorna Tinney, LAJ 10.1
Diane Leineke 11.2
Janet Muckridge, SJQ(11.4h)11.5
Roberta Fore, LS (11.4h)11.7
Linda Loya, SJQ 11.9

High Jump
Karen Kosmala, LMM 5- 1
Sharon Ferrell, VEN 4-10
Pam Ferrell, VEN 4-10
Jeanne Abare, MM 4- 8
Lisa Thomas, SYZ 4- 8

Long Jump
Nora Johnson, LAJ 18- 2 $\frac{1}{2}$
Linda Loya, SJQ 16-11 $\frac{1}{2}$
Pat McPhatter, MM 16-11 $\frac{1}{2}$
Darla Crowell, LS 16- 8 $\frac{1}{2}$
Rosie Jones, LAJ 16- 8 $\frac{1}{2}$
Jan Pickens, SYZ 16- 7 $\frac{1}{2}$

Shot Put (8 pound)
Iva Wright, FEL 43-11
Melody Rose 38- 8 $\frac{1}{2}$
Lenora Allen, SJQ 37- 4
Yvette Brownlee, FEL 37- 2 $\frac{1}{2}$
Mary Young, SJQ 35-10 $\frac{1}{2}$
Eva Williams, MM 35- 1
Debbie Brown, CCS 34- 6
Kathy Sullivan, SYZ 34- 6

Discus Throw (1 kilogram)
Iva Wright, FEL 141-0
Debbie Brown, CCS 113-7
Yvette Brownlee, FEL 112-3
Carol Conrad, SJQ 109-7
Eva Williams, MM 108-1
Pat Hamlin, LMM 107-9
Nancy Bennett, SYZ 107-1
Javelin Throw (600 gram)
Karin Smith, LAJ 139- 7
Rita Walker, MM 128-10
Janie McErwin, LAJ 113- 3
Linda Foley, CCS 109- 9
Berradetta Bazil, SJQ 109- 1
Jody Robison, LOM 108- 4

CENTRAL CALIFORNIA JUNIOR OLYMPIC FINALS

MAY 22, 1971
BAKERSFIELD COLLEGE
BAKERSFIELD, CALIFORNIA
Weather-Light Breeze
Track-Tartan
Athletes-from Fresno, Kings,
Kern, Merced, Madera and
Tulare Counties
Bantam Boys (9-Under)
50 yard Dash
Colby Churchman, Kern 6.7
Robert Radcliff, Kern 6.7
Maurice Brown, Madera 6.7
Lance Fulton, Merced 6.8
Tony Perry, Kings 7.0

100 yard Dash
Sam Palmer, Kern 12.5
Lance Freeman, Fresno 12.5
Mike Young, Tulare 12.9
Stanley Wright, Kern 12.9
Lance Fulton, Merced 12.9

440 yard Dash
Lance Freeman, Fresno 66.3
Colby Churchman, Kern 66.7
Jeff Bailey, Kern 69.0
Fredrick Evans, Fresno 69.4

660 yard Run
Todd Knox, Kern 1:49.8
Tony Kinsinger, Kern 1:53.6
Vacellie Mendrin, Mdra 1:55.7
Anthony Dawkins, Tulare 1:57.6

High Jump	
Marty Milburn, Kern	4- 4
Tim Wade, Kern	3-11
G. Swanson, Fresno	3-10
Barry Green, Merced	3- 8
K. Smith, Kern	3- 8

Long Jump	
John Shoaks, Fresno	14-1 $\frac{1}{2}$
Kevin McNece, Merced	13-7 $\frac{1}{2}$
Stan Otake, Fresno	13-6
James Lewis, Madera	13-4
Jack Nelson, Tulare	13-1 $\frac{1}{2}$

Triple Jump	
L. Witten, Fresno	27-9 $\frac{1}{4}$
B. Bulmar, Kern	27-8 $\frac{3}{4}$
Mike Huerta, Kern	27-4 $\frac{1}{2}$

Midget Boys (10-11)	
50 yard Dash	
Bobby McIntosh, Kern	6.3
Dewayne Martin, Fresno	6.3
Steven Woods, Fresno	6.4
Darrell Gardner, Kern	6.4
David Rodriguez, Tulare	6.5

100 yard Dash	
Bobby McIntosh, Kern	11.7
Dewayne Martin, Fresno	11.8
Efren Brown, Kern	12.1
Steven Woods, Fresno	12.1

440 yard Dash	
Torry Anderson, Kern	62.4
Shawn Shambaugh, Kern	62.7
T. Deluca, Fresno	64.8
Richard Soto, Fresno	65.8
Tony Daniels, Kings	66.9

880 yard Run	
Kevin Knox, Kern	2:17.3
Randy White, Kern	2:25.1
David Jones, Kings	2:28.1
Leroy Torres, Fresno	2:30.2
Steve Fisher, Fresno	2:30.4

High Jump	
Kirk Moore, Kern	4-10 $\frac{1}{4}$
Van Tate, Fresno	4- 8
Bart Mitchell, Kings	4- 8
Brent Madux, Fresno	4- 6

Long Jump	
Greg Jackson	16-7 $\frac{1}{2}$
Mike Carter, Kern	16-4
David Thompson, Fresno	15-9 $\frac{1}{2}$
Allen Goodson, Tulare	15-4 $\frac{1}{2}$
Kirk Bailey, Fresno	15-3

Triple Jump	
J. Zimmerman, Fresno	34-2 $\frac{1}{2}$
Mike Carter, Kern	34-0 $\frac{1}{2}$
Mark Nichols, Kern	33-0 $\frac{1}{2}$
Reggie Smith, Fresno	31-8
Bart Mitchell, Kings	31-4 $\frac{1}{2}$

Junior Boys (12-13)	
100 yard Dash	
Larry Johnson, Fresno	10.5
Eric Singleton, Fresno	10.6
Bud Portis, Kern	10.8
Steve Schaeffer, Kern	10.9
Harless Dailey, Tulare	11.2

220 yard Dash	
Larry Johnson, Fresno	23.9
Eric Singleton, Fresno	24.3
Steve Schaeffer, Kern	24.5
Wayne Hague, Fresno	25.2

440 yard Dash	
Wayne Shillings, Fresno	54.2
Joe Garcia, Fresno	54.6
Harold Griffin, Kern	58.3
Roy Update, Tulare	58.8
Homer Garza, Tulare	59.0

880 yard Run	
John Esqueda, Fresno	2:12.2
Horacio Galvan, Kern	2:13.6
A. Alvarez, Fresno	2:13.6
Eddie Bermudez, Fresno	2:14.9

One mile Run	
Jessie Garcia, Kern	4:56.2
Robert Wolbert, Kings	4:58.6
Vincent Garza, Fresno	5:04.2

High Jump	
Steve Schaeffer, Kern	5-6 $\frac{1}{2}$
Jeff Houghton, Kern	5-6
Monte Lys Dale, Fresno	5-6
Jeff Jones, Fresno	5-6
Mike Price, Tulare	5-2
Robert Seargent, Tulare	5-2

Long Jump	
Larry Johnson, Fresno(1)	22-1
Kenny Souters, Kern	19-0
Mando Garcia, Fresno	18-9 $\frac{1}{2}$
Gino Simpson, Fresno	18-9

Triple Jump	
Dave Knight, Fresno	39- 9 $\frac{1}{2}$
Marcus Daniels, Kern	38- 9 $\frac{1}{2}$
Mike Hebert, Tulare	37- 1
Ken Souers, Kern	37- 0 $\frac{1}{2}$
Jeff Islas, Fresno	36-11

Pole Vault	
Dave Knight, Fresno	10-3
R. Hoffman, Fresno	8-9
M. Thornton, Fresno	8-6
M. Butcher, Kern	8-6

Intermediate Boys (14-15)	
100 yard Dash	
Gary Blackford, Kern	10.3
Robert Hinajosa	10.3
Roosevelt Lewis, Kern	10.4

220 yard Dash	
Gary Blackford, Kern	23.3
Terry Cougheran, Kern	23.9
Roger Combs, Fresno	24.1

440 yard Dash	
Joel Andrews, Kern	51.9
Dean Espitallier, Fresno	52.8
Dave Crockett, Fresno	53.4

880 yard Run	
Glen White, Fresno	2:01.4
Javier Rodriguez, Kern	2:06.3
Ron Monteverde, Fresno	2:06.8

One mile Run	
John Garcia, Tulare	4:31.5
Randy Wright, Fresno	4:34.2
Sammy Garcia, Kern	4:47.0

70 yard Hurdles (39 inch)	
Jim Woods, Fresno	9.8
Russ Tidrick, Fresno	9.8
Doug Silva, Kings	10.2

120 yard Hurdles (30 inch)	
Joel Andrews, Kern	13.5
Keith Dayton, Fresno	14.1

High Jump	
R. Harris, Kings	5-10 $\frac{1}{2}$
D. Williams, Fresno	5- 8
M. McMurtrey, Kern	5- 8

Long Jump	
Joel Andrews, Kern	21- 2 $\frac{1}{2}$
Robert Hinojosa	20- 1
Robert Stone, Fresno	19-10 $\frac{1}{2}$

Triple Jump	
Danny Williams, Fresno	44- 6 $\frac{1}{2}$
R. Harris, Kings	40-10
Rick Monroe, Fresno	39-11

Pole Vault	
Dave Raymer, Fresno	11-6
R. Dominguez, Fresno	10-6

Shot Put (8 pound)	
Mark McNaughton, Fresno	58-8
Russ Brown, Fresno	54-8

Discus Throw	
Mark McNaughton, Fresno	152-4
Robert Stone, Fresno	127-5

Midget Girls (10-11)	
50 yard Dash	
Terri Frye, Kern	6.5
Rita Herring, Kings	6.6
Diana Macias, Fresno	6.8
Kasandra Nelson, Fresno	6.9
Natalie Crump, Madera	7.0

100 yard Dash	
Terri Frye, Kern	11.9
Rita Herrine, Kings	12.2
Diana Macias, Fresno	12.3
Michele Cloud, Merced	12.3
Ann Job, Tulare	12.3

440 yard Dash	
Tammi Randall, Kern	65.9
Patty Dillingham, Kern	66.2
Maria Serrano, Madera	69.8

880 yard Run	
Gwen Dillingham, Kern	2:28.1
Connie Vasquez, Kern	2:32.3
Shirley Roldan, Tulare	2:32.5

High Jump	
Janice Jones, Fresno	4-9
Paulett Venus, Kern	4-6
Tammy Fraley, Kings	4-4
Tami Barlow, Tulare	4-2
Sherry Call, Fresno	4-2

Long Jump	
Susan Staley, Fresno	14-11
Lula Jenkins, Tulare	14- 8 $\frac{1}{2}$
Mary Howard, Kern	14- 5
Candace Amble, Kern	14- 0 $\frac{1}{2}$
Renelle Land, Tulare	13- 7 $\frac{1}{2}$

MIAMI VALLEY INVITATIONAL GIRLS AGE GROUP MEET	
MAY 29, 1971	
WAYNE HIGH SCHOOL DAYTON, OHIO	

Sponsor-Kettering Striders Electronic Timing-Data Time Meet Director-Steve Price No. of Competitors-488	
--	--

9-Under Division	
50 yard Dash (wind aided)	
Denise Morrow, DTS	6.6
Tina Bass, SPS	7.3
S. Ross, DTS	7.3
Margie Carton, KTS	7.5
M. Young, CCM	7.5

100 yard Dash	
Denise Morrow, DTS	12.5
Tina Bass, SPS	13.5
V. Gunn, CCM	13.6
Margie Carton, KTS	13.8

880 yard Run	
Mariann Sturr, KTS	2:29.8
Betty Shell, KTS	2:30.0
Janet Jarvis, KTS	2:35.0
Kathy Bajourrisa, CAN	2:36.0
Pam Penn, DTS	2:39.6

440 yard Dash	
Tina Bass, SPS	78.2
Rhonda Kirk, NCH	83.3
Danna Baldwin, KTS	86.4
Donja Hooks, CCM	86.5

220 yard Dash	
Denise Morrow, DTS	30.2
Vicki Gunn, CCM	32.1
Lori Burgar, ACC	32.5
Debra Smith, MOT	34.0
Joan Luebben, KTS	34.1

660 yard Run	
Joan Luebben, KTS	2:01.5
Melaine Tillman, DTS	2:02.5
Kim Belton, DCY	2:07.9
Daphne Howard, DTS	2:11.4
Jo Ann Wood, NCH	2:11.8

High Jump	
Jo Ann Wood, NCH	3-6
Katrina James, DTS	3-6
Sheryl Cooper, DCY	3-4
Kim Belton, DCY	3-4
Melaine Tillman, DTS	3-2

Long Jump	
Kim Belton, DCY	12-7
Miriam Banks, DCY	10-3
Janet Albers, KTS	9-9

Baseball Throw	
Janet Albers, KTS	140-0
Daphne Howard, DTS	100-9
Katrina James, DTS	81-7

10-11 Division	
100 yard Dash	
Jackie Devose, DTS (10)	11.9
K. Browning, SPS	12.3
A. Bass, SPS	12.4

220 yard Dash	
K. Howard, DTS	27.7
A. Johnson, MOT	28.9
B. Davis	29.1
K. Browning, SPS	29.2
S. Brown, CLC	29.7

440 yard Dash	
Amy Tucker, LPK	63.5
Jackie Devose, DTS (10)	65.8
Sherrilyn Brown, CCM	66.1
Sue Huxel, NCH	67.8
Tonette Browning, SPS	68.5

880 yard Run	
Terry Brooks, MCH	2:29.8
Tansy Howard, DTS	2:41.0
Bev Jarvis, KTS	2:41.0
Cathy Bjork, FLF	2:42.4
Becky Hathaway, NCH	2:42.7

High Jump	
Kim Howard, DTS	4- 2
Karen Dauwe, NCH	4- 0
Kristy Schwab, KTS	4- 0
Lori Sarafin, LPK	3-10

Long Jump	
Rosita Cage, MOT	14-3 $\frac{1}{2}$
Aldie Bass, SPS	13-9 $\frac{1}{2}$
Carol Addy, OH	13- 8
Amy Tucker, LPK	13-6 $\frac{1}{2}$
Kristy Schwab, KTS	13-5 $\frac{1}{2}$

Shot Put (6 pound)	
Sue Huxel, NCH	24-0
Karen Volkamp, BLV	24-0
Janice Knight, DTS	23-2 $\frac{1}{2}$
Lori Sarafin, LPK	20-7

Baseball Throw	
Karen Volkamp, BLV	186-6
Yolanda Parks, CCM	149-8
Amy Tucker, LPK	146-6

12-13 Division	
100 yard Dash	
Audrey Marrocco, CHH	11.3
L. Blakely, MOT	11.6
V. Amstutz, ACC	11.8
Shannonne Perpena, MOT	11.8
A. Petry, ILL	11.9

220 yard Dash	
Audrey Marrocco, CHH	26.6
Ella Willis, LPK	27.4
A. Petry, ILL	27.6
Janita Hobbs, DTS	28.1
Lisa Talley, CCM	28.2

440 yard Dash	
Ella Willis, LPK	61.9
V. Amstutz, ACC	62.2
Linda Pruitt, DTS	62.3
Gina Talley, CCM	62.9

880 yard Run	
Mariann Sturr, KTS	2:29.8
Betty Shell, KTS	2:30.0
Janet Jarvis, KTS	2:35.0
Kathy Bajourrisa, CAN	2:36.0
Pam Penn, DTS	2:39.6

One mile Run	
Teri Seippel, KTS	5:28.0
Eme Burt, KTS	5:30.1
Kathy Vidreh, MCH	5:36.9
Cathy Genetti, BLV	5:39.8
Cindy Brown, ACC	5:41.3

50 yard Hurdles (30 inch)	
Sue Kelly, CHH	7.3
C. Martin, TRR	7.9
D. Graham, DTS	8.0
Joy Jarvis, KTS	8.1
Monica Keifer, KTS	8.1

High Jump	
Anita Lee, DTS	5-0
Karen Jett, DCY	4-7
Kathy Tobin, BLB	4-7
Sue Hermey, COR	4-7
Joy Jarvis, KTS	4-4

Long Jump	
Audrey Marrocco, CHH	17- 9
Ella Willis, LPK	16- 1
Cindy Adams, MOT	15- 2 $\frac{1}{2}$
Anita Lee, DTS	15- 1
Pat Blount, CDR	14-11 $\frac{1}{2}$

Shot Put (6 pound)	
Sue Kelly, CHH	36-3 $\frac{1}{2}$
Helen Williams, MOT	35-0 $\frac{1}{2}$
Shelia Williams, MOT	34-4 $\frac{1}{2}$
Sue Inman, FLF	31-4
Lu Ann Burdine, DTS	30-6 $\frac{1}{2}$

Discus Throw (1 kilogram)	
Helen Williams, MOT	80-7
Debbie Stephens, KTS	70-8
Kathy Perry, DTS	65-4

SOUTHERN PACIFIC AAU BOYS AGE-GROUP MEET	
MAY 29, 1971	
COLLEGE OF THE CANYONS VALENCIA, CALIFORNIA	

Weather-Cool, Aiding Wind	
Track-All Weather	
Sponsor-Southern Pacific AAU	
Boys Track & Field	
Meet Director-Joanna Gorner	

9-Under Division	
50 yard Dash	
Demetrius Cook, RRR	6.6
Darryl Lawler, LAJ	6.6
Myles Steward, NHS	6.8

100 yard Dash	
Darryl Lawler, LAJ	13.0
Demetrius Cook, RRR	13.1
Myles Steward, NHS	13.1

220 yard Dash (against wind)	
O. J. Waddell, JRS	31.3
Demetrius Cook, RRR	31.4
Darryl Lawler, LAJ	32.5

High Jump	
Roger Phillips, VV	3-2
Brian Layton	3-1
Bob Murphy	3-0

Long Jump	
O. J. Waddell, JRS	13-3
Gerald Bias, WLP	12-0
Roger Phillips, VV	11-6 $\frac{1}{2}$

FIFTH ANNUAL LA JOLLA GIRLS AND BOYS MEET

MAY 29, 1971
BALBOA STADIUM
SAN DIEGO, CALIFORNIA

Weather-Rain early, Sun later
Track-Grasstex
Sponsor-La Jolla Track Club
Meet Director-John Gallagher
No. of Competitors-574

Girls 9-Under

50 yard Dash

Debra Smothers, WVJ	7.0
Melissa Sibrarian, SPT	7.1
Sherri Sexton, WVJ	7.2
Miriam Rosemond, OXN	7.2

100 yard Dash

Sherri Sexton, WVJ	13.3
Melissa Sibrarian, SPT	13.6
Shelly Roberts, WW	13.7
Denise Cody, MM	13.9

220 yard Dash

Helen Jacobs, OXN	31.4
Lisa Erickson, OIM	31.6
Denise Cody, MM	31.6
Melba Morris, MM	31.6
Robbie Williams, MM	32.0
Lisa Leivo, LBC	32.4

440 yard Dash

Janette Windle, LBC	70.0
Melba Morris, MM	72.2
Lisa Leivo, LBC	72.7
Donna Mills, MM	74.0
Francie Cotner, LMM	76.7

High Jump

Brigette Meek, WVJ	3-8
Mary Jo Kosmala, LMM	3-6

Long Jump

Debra Smothers, WVJ	12-6
Janette Windle, LBC	12-4 1/2
Eileen Gallagher, LJA	11-2 1/2
Julie Sabol, LMM	10-11

Baselall Throw

Becky Howell, LJA	132-6
Sherri Sexton, WVJ	118-3
Donna Mills, MM	117-5
Joni Argento, LMM	112-4
Christy Wilson, LMM	112-1

Girls 10-11

50 yard Dash

Regina Johnson, MM	6.3
Linda McQuarrie, LBC	6.5
Kelly Weiber, SPT	6.6
Linda Morrison, SIM	6.6

100 yard Dash

Regina Johnson, MM	11.7
Terri Frye, WW	12.5
Kelly Weiber, SPT	12.5
Cheryl Jackson, WVJ	12.6

220 yard Dash

Cynthia Tyler, MM	27.9
Terri Frye, WW	28.6
Debra Hayes, WVJ	29.3
Arnetta Robinson, LAJ	29.5

440 yard Dash

Linda McQuarrie, LBC	64.5
Dannette Rother, LEG	66.6
Cathy Thomas, MM	66.7
Crystal Ingram, WVJ	68.6
Ella Rich, LAJ	69.3
Glوريا Aponte, OIM	69.4

880 yard Run

Gwen Dillingham, WW	2:31.1
Teresa Tomasic, LBC	2:31.6
Pam Penn, OIM	2:35.9
Laurie Jewell, LBC	2:38.7

Long Jump

Linda McQuarrie, LBC	14-7 1/2
Kelly Weiber, SPT	14-1 1/2
Amy Odegaard, PHX	14-1 1/2
Renee Van Natta, PCH	14-0 1/2
Chris Tomasic, LBC	13-6

Shot Put (6 pound)

Wilma Hill, WVJ	23-10
Linda Lobo, OIM	22-10
Fay Poster, MM	21-3 1/2

Baseball Throw

Bridget Cross, CPE	187-2
Felecia Richard, WVJ	173-5
Lisa Van Bentham, LJA	160-8
Mariena Pond, LBC	153-3

Girls 12-13

50 yard Dash

Kim Leggett, MID	6.2
Jackie Beamon, LBC	6.3
Sharyon Harrison, WW	6.4
Joyce Bell, MID	6.4

100 yard Dash

Toni Griffin, LJA	11.6
Jackie Beamon, LBC	11.8
Sara Scagnelli, PHX	11.8
Sharyon Harrison, WW	11.9

220 yard Dash

Leona Hemphill, MM	26.5
Andee Garcia, LBC	26.7
Joyce Wolak, LMM	26.8
Sara Scagnelli, PHX	27.3
Twyla Tarkington, MID	27.6

440 yard Dash

Yolanda Rich, LAJ	58.4
Cindy Gilbert, LJA	59.6
Therese San Agustin, LBC	61.0
Joyce Wolak, LMM	62.0

880 yard Run

Diane Holder, LBC	2:23.2
Kathy Jewell, LBC	2:23.6
Becky Wolfenbarger, OIM	2:30.7
Heather McNair, LJA	2:32.3

One mile Run

Mary Decker, LBC	5:07.0
Betty Burns, WW	5:27.8
Liz Macdonald, LBC	5:32.8
Kelly Worrall, LJA	5:45.0
Jackie Peacock, PSF	5:50.5
Debbie Pavling, PSF	5:50.6

50 yard Hurdles (30 inch)

Cathy Clarke, LJA	7.1
Dianna Windle, LMM	7.3
Chris Remmling, LJA	7.7
Bryn Mayne, LJA	7.8

High Jump

Cindy Gilbert, LJA	5-2 1/2
Rene Miller, LBC	4-6
Chris Remmling, LJA	4-4 1/4
Bryn Mayne, LJA	4-4 1/4
Jo Ellen Tubbs, SPT	4-4 1/4

Long Jump

Shelly Earl, MM	17-4 1/2
Cathy Clarke, LJ	16-9 1/2
Dianna Windle, LBC	16-8
Andee Garcia, LBC	16-5 1/2
Kim Leggett, MID	15-9 1/2
Kathy Johnson, MM	15-5

Shot Put (6 pound)

Jane Hamade, LBC	31-5 1/2
Debbie Bell, MM	31-4
Julie Williams, LBC	30-8 1/2
Brenda Mills, MM	30-0

Discus Throw (1 kilogram)

Lorraine Painter, LBC	93-5
Cathy Slater, LBC	85-8
Kelley Fuiks, PCH	82-11
Kitty Neill, PHX	76-5

Javelin Throw (600 gram)

Lorraine Painter, LBC	98-9
Cathy Slater, LBC	93-7
Heather McNair, LJA	92-1
Nancy Fuiks, PCH	90-9
Debbie Bell, MM	86-5
Brenda Mills, MM	85-7

Girls 14-17

100 yard Dash

Terri Cooper, LAJ	11.2
Jennifer Henry, MM	11.3
Linda Hearn, MM	11.3
Mary Buchanan, LJA	11.4

220 yard Dash

Maureen Abare, MM	24.9
Pat McPhatter, MM	25.2
Judy Rejebian, PHX	25.4
Lisa Randal, LMM	26.0

440 yard Dash

Veronica Dawkins, LAJ	57.2
Ann Gallaher, PHX	57.8
Becky Welding, LBC	58.9
Clydine Crowder, LMM	59.1

880 yard Run

Jeanne Abare, MM	2:15.1
Sue Parks, WOL	2:15.9
Becky Dennis, WVP	2:18.0
Polly Marshall, LJA	2:20.5
Nancy Thompson, PHX	2:21.4

1500 meter Run

Nancy Ihrman, PHX	4:43.0
Sandy Dean, LBC	4:50.0
Pam Jewell, LBC	4:58.2
Shelley Lewis, LMM	5:04.4
Nancy Ramirez, SPT	5:06.5

80 yard Hurdles (30 inch)

Bobbette Krug, SDM	10.6
Judy Rejebian, PHX	11.3
Clydine Crowder, LMM	11.3
Susanne Kibak, LJA	11.4

High Jump

Sue Parks, WOL	5-2 1/2
Karen Kosmala, LMM	5-0 1/2
Judy Rejebian, PHX	4-10 1/2
Lynette Parker, Brawley	4-10 1/2
Bobbette Krug, SDM	4-10 1/2

Long Jump

Karen Schwantje, PHX	17-1 1/2
Rosie Jones, LAJ	17-0 1/2
Terri Taylor, MM	16-2 1/2

Shot Put (8 pound)

Eva Williams, MM	37-7
Alfrieda Harris, LAJ	31-3
Judy Rejebian, PHX	31-1

Javelin Throw (600 gram)

Rita Walker, MM	129-3
Karin Smith, LJA	127-4
Karen Schwantje, PHX	118-9
Jaime MacEwing, LJA	117-11
Pat Hamlin, LMM	110-4

Boys 14-15

100 yard Dash

Dwight Davis, LJA	10.2
David Young, LJA	10.4
John Chandler, CXO	10.6

220 yard Dash

Dwight Davis, LJA	22.9
Derick Ford, LAJ	24.0
Rhan Sheffield, LAJ	24.3
George Osar, Marston JHS	24.7

440 yard Dash

Steve Riggins, LEG	53.7
Chet Kirk, Marston JHS	54.5
Edward Gonzalez, CXO	54.7
Peter Gerardo, CXO	55.2
Dave Grubs, Marston JHS	55.6
David Young, LJA	55.7

880 yard Run

Bob Eisenberg, Marston	2:10.2
Tim Wolfenbarger, RRR	2:10.8
Chet Kirk, Marston	2:10.8

One mile Run

Ron Rowan	4:34.8
John Minchin	4:43.2
Sammy Garcia, WW	4:43.6
Bob Eisenberg, Marston	4:49.7
Emil Rodriguez, CXO	4:50.3
Arturo Barrett	4:51.4

70 yard Hurdles (39 inch)

Marc Santos	10.2
Derick Ford, LAJ	10.4
Gago Arce, CXO	10.6

High Jump

David Chang, Mar Vista JHS	5-6
Ed Fuller, Mar Vista JHS	5-5
Andy Rascon, CXO	5-2

Shot Put (8 pound)

Robert Bushman, CPE	56-5 1/2
John Finley, LJA	53-11
John Chandler, Marston	48-4 1/2
Andy Taylor, Mar Vista	47-2

Boys 7-Under

Mike McKinney, SPI	5:53.9
Ronald Geisler, NwYork	6:28
Robert Ryerson, Md (6)	6:37
John Keane, Nw York	6:49
Chris O'Shea, LIS	6:50
John Gailey, MTL	6:58
Mike McCarthy, LIS	7:01

Boys 8-9

John Singer, SGV	5:35.7
Gene Mirkin, SPI (8)	5:40.8
Tim McCarthy, NwYork	5:46.6
Vincent Rom, NwYork	5:49.6
Mike Hogan, NwYork	5:49.8
John McCreesh, SUP	5:53
George Linitz, NwYork	5:56
Kenny Morris, SPI (8)	5:56
Tim Engle, NwYork	5:58.2
Brian Saffron, CPT	6:02
Chris Sherwin, Md (8)	6:05
Joe Interlandi, SPI (8)	6:07

Boys 10-11

Vincent Hogan, NwYork (10)	5:19.5
Brian McGarvey, NwYork	5:19.5
Mike Singer, SGV	5:20.1
Gerard Stoll, NwYork	5:21.5
Billy McClay, DistCol	5:30
Mark Waterbury, Fla	5:37
Julio Medina, NwYork	5:38
Jim McCreesh, SUP	5:39
John Sheppard, Md	5:43
Jay Engel, NwYork (10)	5:44
Lee Geisler, NwYork (10)	5:45
Tom Noel, DistCol (10)	5:49
Burr Wagner, Md (10)	5:49

Boys 12-13

Jon Slaughter, Tenn	4:49.6
Chris Dye, NwYork	5:03.7
Jimmy Kinney, CPT	5:13
Bernard Bullock, SPI	5:16.8
David Joyner, DistCol	5:16.9
Douglas Roessler, Pa	5:17.2
Peter Morales, NwYork	5:18
Mark Nearing, SGV	5:20
Michael Lagg, NwYork	5:22
Pat O'Connor, SGV	5:34
Jeff Cornett, Va	5:37.1
David Kruszka, SGV	5:38
Mike Sheridan, NwYork	5:39

Boys 14-15

Dave Sandridge, Md	4:32.5
Kevin Dye, NwYork	4:45.6
Bill Daniels, Va	4:47.7
Paul Singer, SGV	4:48.8
Walter Dudley, Md	4:59.3
Stuart Whalen, CPT	5:02.4
Kevin Burrill, Ohio	5:03
Vin Rootes	5:05
Michael Selmers, DCol	5:07

Girls 7-Under

Kim Campbell, SPI	6:09.8
Joy Griffin, SUP	7:51.2
Lisa Quick, SUP	8:05.2

Girls 8-9

Robin Powell, SPI	6:16.9
Monica Sherwin, Md	6:32
Jane Williams, SUP	6:43
Karen Spear, SUP	6:53

Girls 10-11

Donna Campbell, SPI (10)	5:33.9
Nancy Frank, VSC	5:35
Rhonda Ross, SUP	5:35.8
Margaret Shanahan, SUP	5:37
Mary Ann Opaleski, SGV	5:39
Katie Smith, SUP	5:55
Susan Gailey, MTL	6:06
Gina Interlandi, SPI	6:11
Elizabeth Gailey, MTL	6:16
Kerry Ann O'Shea, LIS	6:19

Girls 12-13

Robin Campbell, SPI (12)	5:10.5
Susan White, SPI	5:32.7
Trina Bryant, SPI	5:35
Elyse Wagner, SUP	5:38.5
Marlene Harewicz, MTL	5:38.5
Angelica Pichal, VSC	5:39
Laura Larle, VSC	5:39
Robin Ross, SUP	5:39
Cathy McCreesh, SUP	5:44
Donna Lantz, VSC	5:45

Girls 14-15

Anita Scandurra, SUP	5:11.5
Anne McRae, SUP	5:35.2

Boys 12-13

Robin Campbell, SPI (12)	5:10.5
Susan White, SPI	5:32.7
Trina Bryant, SPI	5:35
Elyse Wagner, SUP	5:38.5
Marlene Harewicz, MTL	5:38.5
Angelica Pichal, VSC	5:39
Laura Larle, VSC	5:39
Robin Ross, SUP	5:39
Cathy McCreesh, SUP	5:44
Donna Lantz, VSC	5:45

Girls 10-11

Gwen Dillingham, WW	5:37.2
Paty Gnehm, RRR	5:41.4
Karen Derryberry, ROS	5:46.2
Paty Dillingham, WW	5:48.3
Elaine Kent, WW	5:50.9
Tammy Sheets, RRR	5:55
Celia Duran, ROS	6:10
Jill Titus, ROS	6:28

Girls 12-13

Betty Burns, WW	5:22.1
Marie Albert, RRR	5:46.2

MODEL CITY SPORTS CENTER BOYS AGE GROUP MEET

MAY 29, 1971
MOORE PARK
MIAMI, FLORIDA

Bantam Division (9-Under)

100 yard Dash

Steve Martin, SFL	13.0
Cedric Williams, MJ	13.3
Joel Gray, MJ	13.3

440 yard Dash

Willie Davis, MJ	72.3
Bobby Rogers, MSO	73.7
Chet Guzik, RFF	78.0

660 yard Run

Keith James, MJ	1:59.8
Cedric Williams, MJ	2:00.7
David Carlson, MSO	2:01.4

Midget Division (10-11)

100 yard Dash

Ricky Brooks, BCM	12.1
Ricky Lewis, HO	12.4
Ardnael DeBose, BCM	12.5

440 yard Dash

James Jenrette, MJ	66.3
Larry Smith, MJ	69.2
Mark Knight, BCM	70.1

Boys 10-11

Kevin Knox, WW	5:00.3
Chuck Assumma, RRR (10)	5:07.3
Eddie Lujan, WW (10)	5:07.6
Randy White, WW</	

Junior Division (12-13)	
100 yard Dash	
Maurice Jenkins, MJ	10.6
Jon Bell, MJ	10.8
Winfred Mills, MJ	11.1
440 yard Dash	
Roger Del Rio, MSO	59.9
John Perez, HO	60.8
Ken Wright, RFF	62.2
880 yard Run	
Terrence Hall, BCM	2:17.8
Roger Del Rio, MSO	2:18.3
Eloy Castroverde, KEN	2:23.0
One mile Run	
Matt Mihm, KEN	5:39.5
Mike Smith, KEN	5:42.1
John Webb, MSO	5:43.2

High Jump	
Nero Sweeting, MJ	5-0
Kenneth Wright, RFF	4-8
Bruce Boyd, BCM	4-6

Long Jump	
Johnnie Williams, MJ	17- 5½
Jeff Peeples, MJ	16-11½

Shot Put (8 pound)	
Winfred Mills, MJ	40- 1
Jack Zigelisky, WO	36- 7½
John Williams, MJ	35-10

Intermediate Division(14-15)	
100 yard Dash	
Lloyd Kelly, MJ	10.2
Michael Johnson, MJ	10.3
Clifford McCullough, BCM	10.4
Ira Brown, BCM	10.4
220 yard Dash	
Lloyd Kelly, MJ	23.6
Michael Johnson, MJ	23.7
440 yard Dash	
Tim Wright, RFF	55.3
Eddie Fields, BCM	55.4
Darryl Manning,	55.6
880 yard Run	
Tom Richards, MSO	2:05.6
Alex Jernigan	2:09.7
One mile Run	
Ron Yoder	4:49.7
Dino Cardella, BCM	4:51.3

High Jump	
Robert Seng	5-4
Donald Johnson, BCM	5-2
Tim Wright, RFF	5-0

Long Jump	
Lenzie Thomas, BCM	20-4
Ira Brown, BCM	19-4

Shot Put (12 pound)	
Barry Fennell	38-8
Charlie Johnson, MJ	38-6½
Sheldon Greene, BCM	38-1½

SOUTHERN PACIFIC AAU BOYS AGE GROUP MEET	
JUNE 12, 1971	
UPLAND HIGH SCHOOL	
UPLAND, CALIFORNIA	
Weather-Hot, Smoggy, No wind	
Track-Dirt	
Meet Director-Joanna Gerner	
9-Under Division	
50 yard Dash	
Darryl Lawler, LAJ	6.6
Robin Messick, WV	7.0
Myles Steward, VV	7.1
100 yard Dash	
O. J. Waddell, JRS	12.9
Darryl Lawler, LAJ	13.2
Myles Steward, VV	13.7
High Jump	
Roger Phillips, VV	3-5
Brian Layton, JRS	3-1
Robert Murphy, HB	3-1

Long Jump	
O. J. Waddell, JRS	14-10½
Gerald Bias, WLP	14- 1
Robin Messick, WV	13- 4

10-11 Division	
50 yard Dash	
Kenneth Lawler, LAJ	6.5
Alan Aiken, LAJ	6.6
Brian Etrington, WVP	6.9
100 yard Dash	
Kenneth Lawler, LAJ	11.8
Tony Foster, WLP	11.8

440 yard Dash	
Mike Aguilar	64.5
Ron Jordan, LAJ	65.3
Shawn Shambaugh, WV	65.6

880 yard Run	
Kevin Knox, WV	2:21.4
Randy White, WV	2:21.4
Ron Jordan, LAJ	2:28.4

One mile Run	
Eddie Lujan, WV	5:21.9
Robert Nunez, WV	5:39.5
Bryan Caldwell, HB	5:53.8

High Jump	
Jim Brennecke	4- 0
Clark Nalls, WLP	3-11
Johny Urrutia	3- 9½

Long Jump	
Tony Foster, WLP	16-2½
D. Edwards	14-7½
Curt Ricardo, VV	14-3½

Shot Put (6 pound)	
Conrad Cota	33-4½
Mike Gifford, HB	29-3
Mike Aguilar	29-2

12-13 Division	
100 yard Dash	
Kurt Schumacher, WVP	10.9
Pete Hansen	11.4
Hector Burrell, VNB	11.4

440 yard Dash	
Kurt Schumacher, WVP	59.5
Gary Harrell, LAJ	61.0
Skipper Johnson, WLP	62.5

880 yard Run	
Pat Gallagher, RRR	2:17.8
Alan Amaya, CXO	2:29.8

One mile Run	
Frank Diaz	5:17.6
Vincent Brooks	5:20.5
Colin McCormick, HB	5:23.0

70 yard Hurdles (30 inch)	
Jim Lerma, HB	10.5
Wade Stewart, HB	10.9
Mark Wright, VV	11.2

High Jump	
Tom Lucas, HB	5-1
A. Sampson, HB	5-1
Dusty Gravatt	5-0

Long Jump	
Kurt Schumacher, WVP	17-10½
Pete Hanson	17- 7½
Hector Burrell, VNB	16- 8

Shot Put (8 pound)	
Charles DeSadier, RRR	32-5½
Mike Downey, HB	32-3
Curt Garner	29-0

880 yard Walk (13-Under)	
Eric Zucker, WVP	4:36.8
Colin McCormick	4:38.0
Steve Downey, HB	5:00.0

Two mile Run (13-Under)	
Chas. Assumma, RRR(10)	10:51.9
Dan Stone, RRR (11)	11:50.4
Cousy Phillips, WLP	11:58.0

14-15 Division	
100 yard Dash	
Derrick Powns, MRK	10.3
Rick Martin	10.4
Mike Hill, WCV	10.5

220 yard Dash	
Derrick Powns, MRK	23.3
Ranol MacLaughlin, MRK	23.6
Don McClure, WLP	23.7

440 yard Dash	
Roy Wood, MRK	55.6
Ted Bauer, KH	56.6
Tom Merrill	57.8

880 yard Run	
Jim Ratcliff	2:08.6
John Weston	2:08.8
Mark Wallace, VV	2:09.6

One mile Run	
Barrie Williams	4:34.3
Bob Kryczko	4:37.1
Emilio Rodriguez, CXO	4:49.6

180 yard Hurdles (30 inch)	
Rick Martin	20.4
Dean Petterson	21.5
Duane Boman, VV	22.8

High Jump	
Tony Lewis	6-2
David Oliver, WLP	6-2
John Cochrane, VV	6-0

Long Jump	
Levin Crowe, WCV	20-8½
Jeff McCool	20-6½
Dwight Owens, WCV	20-2

Pole Vault	
Matt Wagner	13-0
Kevin French, WCV	10-0
David Howard	10-0

Shot Put (8 pound)	
David Oliver, WLP	38- 5
John Eshilian	35-10½
Jeff Edwards	35- 6½

16-17 Division	
100 yard Dash	
Wendell Tyler, LAJ	9.9
Jerome Knowles, WLP	10.0

880 yard Run	
Paul Cummings	1:55.5
Barry Johnson	2:00.3

CALIFORNIA STATE AAU GIRLS CHAMPIONSHIPS

JUNE 13, 1971
SANTA ANA COLLEGE
SANTA ANA, CALIFORNIA

Weather-Hot, Shifting Winds
Track-Clay, All-weather H&LJ
Meet Director-Trueeman Betts

9-Under Division	
50 yard Dash	
Joyce Bowie, LOR	6.9
Leticia Morales, SJQ	7.0
Kimberly Edmunds, SJQ	7.2

100 yard Dash (in flights)	
Kimberly Edmunds, SJQ	13.7
Debbie Kainz, SCC	13.7
Liz Maddox, SJQ	14.0
Irene McArn, SJQ	14.0

220 yard Dash (in flights)	
Janette Windle, LBC	29.2
Debbie Kainz, SCC	29.4
Leticia Morales, SJQ	29.6

440 yard Dash (in flights)	
Janette Windle, LBC	69.5
Emily Diaz, SCC	72.6
Lisa Leivo, LBC	73.5
Barbie Gnehm, RRR	74.1
Janet Sims, LOM	75.1

High Jump	
Terri Smithey, LBC	4-0
Laurie Koustik, SCC	3-7
Christina Danielson, USJ	3-7

Long Jump	
Janette Windle, LBC	12-10½
Joyce Bowie, LOR	12- 7½
Terri Lorenz, RRR	11- 3½

Baseball Throw	
Laurie Koustik, SCC	140-11
Becky Howell, LJA	139- 1
Joni Argento, LMM	138- 4
Christy Wilson, LMM	135- 5

10-11 Division	
50 yard Dash (in flights)	
Regina Johnson, MM	6.3
Linda McQuarrie, LBC	6.4
Vicki Aston, OIM	6.7
Linda Morrison, SDM	6.7
Kelly Weiber, SPT	6.7

100 yard Dash (in flights)	
Regina Johnson, MM	12.2
JoLanne Hackett, SJQ	12.5
Dianne Marcia, SJQ	12.7

220 yard Dash (in flights)	
Chris Smallwood, INT	27.4
Cindy Tyler, MM	27.8
Diane Rodriguez, LMM	27.9
Ann Slivkoff, SJC	28.1
Laura Janousek, SCC	28.2

440 yard Dash (in flights)	
Diane Rodriguez, LMM	63.3
Ann Slivkoff, SJC	63.7
Laura Janousek, SCC	65.0
Cindy Tyler, MM	66.2
Karen Derryberry, ROS	67.6

880 yard Run (in flights)	
Gwen Dillingham, WV	2:31.8
Jill Boyd, SCC	2:33.0
Teresa Tomasic, LBC	2:33.8
Victoria Jones, USJ	2:34.0
Pam Penn, OIM	2:34.9
Lisa Edgington, USJ	2:35.0
Jill Purdy, SJC	2:35.7

High Jump	
Juanita Barnett, RRR	4-10
Lori Krug, LJA	4- 9
Suzi Beugen, LOM	4- 6
Ronell Powell, SJC	4- 6
Rita Moraga, USJ	4- 6

Long Jump	
Susan Stanley, SJQ	14-10
Arnetta Robinson, LAJ	14- 8½
Cindy Miniaci, USJ	14- 7½
Linda McQuarrie, LBC	14- 6½

Shot Put (6 pound)	
Bea Hunt, RRR	29-8
Marta Kuehl, SAL	29-4½
Tina Johnson, WS	27-0
Karen Daniels, SCC	25-5½
Tracey Barris, ROS	24-5½

Baseball Throw	
Tina Johnson, WS	223-3
Karen Daniels, SCC	177-8
Lisa Van Bentham, LJA	172-1

12-13 Division	
50 yard Dash	
Kim Leggett, MID	6.2
Jackie Beamon, LBC	6.2
Tina Roberson, WCV (6.2h)	6.3

100 yard Dash	
Karen Bosley, LJA(11.4h)	11.5
Jackie Beamon, LBC	11.5
Toni Griffin, LJA	11.6
Tina Roberson, WCV(11.7h)	12.0
Tami Crowell, LS (11.9h)	12.0
Sherri Uhalde, DBV	12.0

220 yard Dash (in flights)	
Karen Bosley, LJA	25.5
Tami Crowell, LS	26.0
Yolanda Rich, LAJ	26.1
Leonia Hemphill, MM	26.2
Betsy Hager, USJ	26.4

440 yard Dash (in flights)	
Betsy Hager, USJ	57.7
Yolanda Rich, LAJ	58.1
Karen Bosley, LJA	58.2
Therese San Agustin, LBC	59.6
Cindi Gilbert, LJA	59.6

880 yard Run	
Dianne Holder, LBC	2:23.6
Rene Nelson, USJ	2:23.9
Betty Burns, WV	2:25.0
Joyce Wolak, LMM	2:25.1
Becky Wolfinbarger, RRR	2:27.5
Ann Perich, WS	2:28.2

One mile Run	
Estella Guina, SJC	5:19.1
Kathy Jewell, LBC	5:20.6
Bridget Kehl, SAL	5:21.6
Pamela Allen, LAS	5:21.7
Doreen Assumma, RRR	5:22.6
Judy DeVos, SAL	5:25.1

50 yard Hurdles	
Dianna Windle, LBC	7.3
Cathy Clarke, LJA	7.3
Lisa Pierce, SNL	7.7
Diana Stuart, DBV	7.8
Irene Vidal, ML	8.0
Renee Robertson, USJ(7.9h)	8.0

High Jump	
Patti Carman, RRR	5- 1
Cathy Clarke, LJA	5- 1
Virginia Oliver	5- 1
Cindi Gilbert, LJA	4-10
Diana Stuart, DBV	4-10
Rene Miller, LBC	4-10
Chris Shawhan, CCS	4-10

Long Jump	
Cathy Clarke, LJA	18- 1½
Dianna Windle, LBC	17-11
Shelley Earl, MM	17- 8½
Barbara Daniel, USJ	16-10½
Toni Griffin, LJA	16- 9½
Cathy Sulinski, ML	16- 8½

Shot Put (6 pound)	
Edie Bradbury, RRR	37-8½
Karin Lee, SJC	36-7½
Martha Quinn, FEL	36-7

Discus Throw (1 kilogram)	
Edie Bradbury, RRR	100- 7
Kathy Monaco, RCS	90- 8
Lydia Nava, RRR	90- 6
Lorraine Painter, LBC	88- 5

Baseball Throw	
Nadine Bowers, SJC	239- 3
Lisa Pierce, SNL	229- 1
Lorraine Painter, LBC	218- 0
Cathy Sulinski, ML	211- 1

14-17 Division	
100 yard Dash	
Mabel Ferguson, WCJ	10.9
Jennifer Henry, MM	10.9
Lorna Tinney, LJA	10.9
Nora Johnson, LJA	11.0
Teresa Hays, SCC	11.2

220 yard Dash (in flights)	
Mabel Ferguson, WCJ	24.2
Maureen Abare, MM	24.5
Pat McPhatter, MM	24.6
Lorna Tinney, LJA	24.9
Nora Johnson, LJA	25.2
Teresa Hays, SCC	25.3
Lisa Randle, LMM	25.3

440 yard Dash (in flights)	
Mabel Ferguson, WCJ	56.6
Linda Wooten, SJC	57.2
Carol Mayes, LS	58.0
Veronica Dawkins, LAJ	58.4
Clydine Crowder, LMM	58.6
Becky Welding, LBC	58.9

880 yard Run (in flights)	
Kim Miller, SJC	2:14.5
Sandy Langan, WS	2:14.5
Lori Enoshenko, SJC	2:1

COAST to COAST

Regional Results WEST

PACIFIC NORTHWEST AAU GIRLS 14-17 CHAMPIONSHIPS

MAY 22, 1971
TROY STADIUM
AUBURN, WASHINGTON
Weather-Calm, Clear, 72°
Sponsor-Greater Seattle AA

100 yard Dash
Liane Swegle, SDY 11.4
Sue Kendal, ANG 11.8
Jackie Green, CAY(11.7h)11.8
Jamie Day, WSR (11.9h)12.1

220 yard Dash
Bev Haupt, ANG 26.4
Sue Kendal, ANG 26.4
Mitzi McMillin, SDY 26.5
Ramona Wilson, ANG 26.6
Deanna Mickelson, SDY 27.0
Jackie Guichard, SDY 27.0

440 yard Dash
Liane Swegle, SDY 59.0
Bev Haupt, ANG 59.0
Jackie Guichard, SDY 62.0
Terri Day, WSR 62.3
Teresa Smith, WSR 63.4

880 yard Run
Dinese Matson, FAL 2:25.7
Dana Amdal, RBW 2:31.1
Terry Bleck, FAL 2:35.4

One mile Run
Nancy Moser, EAS 5:30.3
Diane Schueler, GAZ 5:31.2
Colleen Carroll, WSR 5:47.4

80 yard Hurdles (30 inch)
Mitzi McMillin, SDY 10.6
Sharon Barker, Bellevue 11.1
Carol Donnell, SDY 11.2
Jackie Guichard, SDY 11.3
Carrie Oliver, SDY 11.6

High Jump
Mitzi McMillin, SDY 5-1
Jamie Day, WSR 5-0
Janet Tipping, WSR 4-10
Linda Larson, ANG 4-8
Nancy Sorenson, SDY 4-8

Long Jump
Mitzi McMillin, SDY 17-1 1/4
Terri Day, WSR 16-1
Marla Campbell, CAY 15-9 1/2
Mary Mickelson, SDY 15-9 1/4

Shot Put (8 pound)
Sue White, CAY 32-5
Tina Talmage, GAZ 30-11 1/2
Anne Seelye, GAZ 30-10
Debbie Kronk, SDY 30-1

Discus Throw (1 kilogram)
Anne Seelye, GAZ 103-11
Kim Baker, EAS 92-11
Melissa Evans, EAS 80-1

Javelin Throw (600 gram)
Sherry Stripling, Sea. 130-3
Anne Seelye, GAZ 106-10
Sharon Barker, Bellevue 104-6

OREGON AAU GIRLS PENTATHLON/TRIATHLON

MAY 22, 1971
VANCOUVER, WASHINGTON

10-11 Triathlon (100 m Dash, 6 pound Shot Put, High Jump)
Valorie Gambee, POR 1286
(14.6, 22-10 1/2, 3-8)
Lori Madsen, FLC 1222
(14.8, 19-0 1/2, 3-10)
Mary Maynard, FLC 1221
(15.0, 17-5 1/2, 4-0)
Debbie Yeager, FLC 1127
(15.3, 25-7, 3-5)
Kelly McKinley, FLC 1082
(15.1, 18-3 1/4, 3-8)
Kathy Hass, POR 1007
(15.3, 18-3 1/2, 3-7)

12-13 Pentathlon (50yd Hurd, 6#SP, High J, Long J, 200 m)
Laura Allen, FLC 3819
(7.5, 33-6, 4-8, 16-3 1/2, 27.3)
Jennifer Withers, SEO 3098
(8.4, 28-3, 4-6 1/2, 12-11 1/2, 28.9)
Liz Walker, FLC 2894
(8.6, 22-11 1/2, 4-4 1/4, 14-10 1/4, 28.5)
Martha Gambee, POR 2806
(8.7, 28-0 1/2, 3-10, 14-10 1/4, 30.5)
Ann Tuthill, Lyle 2670
(9.3, 29-1 1/4, 4-0 1/4, 12-5 1/4, 29.5)
Laura Cameron, POR 2668
(8.8, 22-8 1/2, 3-10, 14-6 1/2, 29.8)
Yvonne Dean, POR 2516
(8.8, 24-5, 4-0 1/4, 11-3, 29.6)

LOS ANGELES CITY HIGH SCHOOL GIRLS MEET

MAY 8, 1971
CARSON HIGH SCHOOL
LOS ANGELES, CALIFORNIA

Meet Dir-Barbara O'Callaghan
No. of Schools-19

50 yard Dash
T. Thomas, Los Angeles 6.5
L. Talton, Manual Arts 6.6
C. Thomas, Sylmar 6.6

100 yard Dash
R. Jones, Gardena 11.8
T. Thomas, Los Angeles 11.9
V. Knight, San Fernando 12.5

220 yard Dash
A. Adkins, Los Angeles 27.3
B. Lynch, Locke 27.4
P. Jones, Locke 28.1

440 yard Dash
V. Dawkins, Los Angeles 58.9
D. Nate, El Camino Real 63.7
P. Jewell, Carson 64.4

50 yard Hurdles
I. Allwelt, Franklin 7.5
S. Ashton, Chatsworth 8.0
J. Dipley, Carson 8.0

High Jump
M. Massar, El Camino tie 4-6
C. Dawson, Locke tie 4-6
L. Bushnell, Chatsworth 4-6

Long Jump
R. Jones, Gardena 16-6
V. Dawkins, Los Angeles 15-9 1/2
D. Nate, El Camino Real 15-4 1/2

Shot Put (8 pound)
M. Weychick, Franklin 35-9 1/2
S. Mitchell, Locke 32-6 1/2
P. Lonbeck, Carson 31-7

LOS ANGELES COUNTY BOYS RECREATION MEET

MAY 8, 1971
LOS ANGELES COLISEUM

Midget Div. (Born after 1957)
50 yard Dash
R. Brown, LA City, South 6.2
J. Carson, Foshay CC 6.3
B. Ellis, Compton 6.4

440 yard Dash
T. Gray, LA City, West 61.3
W. Leonard, LA City, Cen 61.7
B. Williams, Drew CC 63.1

High Jump
D. Cavanaugh, W Covina 5-0
M. Robinson, Walnut 4-8
M. Murphy, Westminster 4-8

Long Jump
L. Washington, LA Cnty 16-3
J. Gibson, LA County 15-8

Junior Div. (Born 1956-1957)
50 yard Dash
R. Robinson, LA Harbor 5.8
J. Steptoc, LA City, Cent 6.0
P. Commando, LA County 6.0

660 yard Run
D. Moore, LA Harbor 1:32.2
D. Otis, LA City, Val'yl:32.8
S. Beck, LA City, Westl:32.8

High Jump
G. Burney, LA Shoreline 5-4
D. Murillo, Montebello 5-2
R. Lipcombe, LA Housing 5-2

Long Jump
B. Haddad, LA Valley 18-10 1/2
D. Johnson, GompersCC 18-7 1/2
J. Lofton, LA County 18-5 1/2

Shot Put (8 pound)
C. Hard, LA Valley 49-3 1/2
B. Sciascia, Lowell 44-4
D. Skane, LA Valley 43-10

SOUTH

FLORIDA GOLD COAST AAU GIRLS A-G CHAMPIONSHIPS

MAY 22, 1971
DADE JUNIOR COLLEGE, SOUTH
MIAMI, FLORIDA

Track-All weather

Bantam Division (9-Under)
50 yard Dash
Farah Brown, RP 7.3
Patricia Ivory, NWstriders 7.4
Jonita Mike, CYC Rogues 7.6

220 yard Dash
Teresa Barr, CYC Rogues 31.1
Sandra Johnson, NWS 32.0
Vernita Boykins, NWS 32.3
Jonita Mike, CYC Rogues 33.0

Long Jump
Pam Daniels, NWS 11-4
Barrie Smith, RFF 10-9 1/2
Kelli Foster 10-1

High Jump
Pam Daniels, NWS 3-6
Lisa Andrews, MiamiBchRR 3-1

Midget Division (10-11)
50 yard Dash
Belinda Joyner, NWS 7.0
Joyce Harden, RP 7.1
Kimberly Stanley, NWS 7.2

100 yard Dash
Gloria Mike, CYC Rogues 12.7
Kimma Flowers, RP 12.9
Linda Mickens, RP 13.0

440 yard Dash
Jackie Williams, NWS 68.5
Fredricka Scott, CYCR 70.3
Susan Fedas, NMBRR 71.9

High Jump
Joyce Taylor, NWS 4-0
Joyce Harden, RP 3-8

Long Jump
Fredricka Scott, CYC 13-5
Yolanda Ham, NWS 12-7 1/2
Barbara Bierman, NMBRR 12-6

Junior Division (12-13)
50 yard Dash
Beverly Parks, RP 6.4
Shirley Thomas, RP 6.5
Sheree Moss 6.6

100 yard Dash
Beverly Parks, RP 12.2
Anette Adams, CYCR 12.3

440 yard Dash
Vickie Godfrey, CYCR 62.5
Janice Fair, CYCR 63.7
Jena Taylor, CYCR 64.1

High Jump
Shirley Johnson, NWS 4-6
Ruth Scott, NWS 4-6
Pam Simpson, NMBRR 4-6

Long Jump
Yolanda Bess, RP 15-4 1/2
Shirley Johnson, NWS 15-3

Shot Put (6 pound)
Felicia Davis, NWS 31-1
Robin Holton, RP 26-9

EAST

EASTERN GIRLS TRACK LEAGUE

(1) PHILADELPHIA, PA 3-28-71
(2) EMMITSBURG, MD 4-4-71
(3) WILMINGTON, DEL 4-18-71
(4) PENNSVILLE, N J 4-25-71

League Director-Bill Thomson
Combined best results listed

11-Under Division
50 yard Dash
A. Young, AMB (1) 6.3
Schydona Rudisill, PIO(1) 6.5
A. Key, LMT (1) 6.5
T. Matthews, PIO (1) 6.6
Sharon Watson, LMT (1) 6.7
Clark, ELW (2) 6.8

100 yard Dash
S. Rudisill, PIO (4)12.3
M. Council, LMT (4)12.4
Young, AMB (2)12.6
Sherry Young, LMT (1)12.6
A. Key, LMT (4)12.6

220 yard Dash
S. Rudisill, PIO (4)29.7
A. Key, LMT (4)30.0
M. Council, LMT (4)30.0
A. Williams, NYP (3)31.0
B. Turner, PH (3)31.1

440 yard Dash
Sherrie Young, LMT (1)65.5
Arlene Key, LMT (4)67.5
Woodruff, NYP (3)70.7
Netta Young, AMB (1)70.9
Thompson, SOJ (2)71.8
Turner, PH (3)71.9

880 yard Run
D. Campbell, SPI(9yr)(3)2:42.1
M. Devlin, SOJ (3)2:47.0
H. Scarborough, ELW (3)2:47.1
A. Robinson, SPI (3)2:52.2

High Jump
Carol Phelan, FFS (1) 4-0
M. Devlin, FFS (4) 3-8
B. Zehler, FFS (4) 3-6

Long Jump
B. Powell (3) 13-4 1/2
A. Robinson, SPI (2) 13-3 1/2

Shot Put (6 pound)
B. Zehler, FFS (4)23-6 1/2
Carol Phelan, FFS (1)21-11
J. Glover, PIO (4)21-10

12-13 Division
50 yard Dash
Karen McDaniel, PIO (1) 6.0
Shirley Finney, PIO (1) 6.1
Tanya Bryant, SPI (1) 6.3
Valerie Coley, PCL (1) 6.4
Young, ELW (2) 6.4
Adrian Pennell, PCL (1) 6.5

100 yard Dash
Shirley Finney, PIO (1)11.3
Denise Robertson, LMT (2)11.4
Karen McDaniel, PIO (3)11.4
Wilson, NYP (3)11.6
Lori Watson, SOJ (2)12.1
T. Leatherman, FRD (2)12.2

220 yard Dash
Karen McDaniel, PIO (4)26.4
Shirley Finney, PIO (3)26.4
Lori Watson, SOJ (3)27.5
Tricia Bryant, SPI (3)27.5

440 yard Dash
Robin Campbell, SPI (3)61.2
Trina Bryant, SPI (1)61.8
Denise Robertson, LMT (3)62.0
Diane Deegan, FFS (3)63.5

880 yard Run
Robin Campbell, SPI (3)2:21.7
Lisa Vernon, AMB (3)2:24.1
Susan White, SPI (4)2:28.9
R. Perry, AMB (3)2:30.8

50 yard Hurdles (30 inch)
Cheryl Poirier, FRD (2) 7.5
Lori Watson, SOJ (2) 7.8
Kim Sanders, FFS (1) 8.1
Barbara Sprinkle, FFS (1) 8.4

High Jump
Cheryl Poirier, FRD (1)4-10
Toni Jones, PIO (1)4-8
Elaine Hobbs, FFS (4)4-7

Long Jump
Sharon Taylor, TRV (3)15-8 1/2
Tina Leatherman, FRD (2)15-0 1/2
Valerie Coley, PCL (4)14-5 1/2
Toni Jones, PIO (4)14-5 1/2

Shot Put (6 pound)
Kim Pyles, PIO (4)34-9 1/2
Jodi Jarrett, FRD (3)30-0 1/2
Lynn Phelan, FFS (4)30-0

Discus Throw (1 kilogram)
Lynn Phelan, FFS (4)90-5 1/2
Kim Pyles, PIO (1)83-1
Elaine Hobbs, FFS (1)73-11
Jodi Jarrett, FFS (3)73-1 1/2

DISTRICT OF COLUMBIA AAU BOYS AGE GROUP MILE RUNS

MAY 24, 1971
BYRD STADIUM, U of MARYLAND
COLLEGE PARK, MARYLAND

Weather-Clear, no wind, 88°

7-Under Division
Mike McKinney, SPI (1)5:47.9
Ron Geisler, NYorkRRC 6:19.4
Mike McCarthy, NY RRC 7:47.4

8-9 Division
John Sullivan, NY RRC 5:42.3
Gene Mirkin, SPI (8) 5:45.1
Tim McCarthy, NY RRC 5:49
Ken Morris, SPI (8) 5:57
Chris Sherwin, SPI 6:25
Tom McCarthy, NY RRC(8)6:27

10-11 Division
Bryan McGarvey, NY RRC 5:26.5
Lee Geisler, NY RRC 5:30.6
Tom Noel, DC RRC (10) 5:58.5
Burr Wagner, Balt'reRRC5:58.7
John Noel, DC RRC 6:03
Richard Shuette, SPI 6:12
Paul Suchoski, SPI (10)6:16

METROPOLITAN AAU GIRLS MEET

MAY 23, 1971
GLEN COVE HIGH SCHOOL
GLEN COVE, NEW YORK

7-9 Division
75 yard Dash
Lisa Sherrill, ATM 9.0
Deborah Skinner, NYP 9.7
Martha Minges, ATM 10.4

220 yard Dash
Lisa Sherrill, ATM 29.5
Martha Minges, ATM 31.7

10-11 Division
75 yard Dash
Crystal McMillan, ATM 9.1
Stephanie Norwood, NYP 9.5
Robin Sutter, NYP 9.6

220 yard Dash
Debbie Bryant, ATM 29.4
Patricia Thomas, ATM 29.4
Kim Woodruff, NYP 29.5
Crystal McMillan, ATM 29.6
Anita Williams, NYP 29.7

440 yard Dash
Connie Christ, LIM 62.8
Kim Woodruff, NYP 66.9
Debbie Bryant, ATM 70.3
Anita Williams, NYP 72.3

880 yard Run
Nancy Frank, VSC 2:41.4
Patricia Thomas, ATM 2:52.7
Vicky Readin, VSC 2:58.8

Long Jump
Debbie Bryant, ATM 14-1 1/2
Leslie Cordy, ATM 13-9 1/2
Patricia Thomas, ATM 13-5 1/2

12-13 Division
75 yard Dash
Elaine Johnson, ATM 8.5
Diedre Wilson, NYP (8.4h)8.6
Marsha Bridgewater, NYRRC(8.3h)8.6

220 yard Dash
Diedre Wilson, NYP 26.6
Connie Simpson, NYP 27.7
Angela McLaughlin, NYP 27.8
Barbara Dexter, PCL 28.0

440 yard Run
Connie Simpson, NYP 62.8
Pat Helms, PCL 64.0
Ruth Merrick, NYP 64.9

One mile Run
Elyse Wagener, SUP 5:42.2
Rhonda Ross, SUP 5:42.3
Angelika Pischel, VSC 5:46.6
Laura Leale, VSC 5:46.6
Nancy Frank, VSC 5:48.8

ACROSS the USA

Regional News & Highlights

THE EAST

Pennsylvania

UNION CITY - June 3 - Boys, ranging in age from 5 to 14, competed against each other in the novel Age Group Record meet. Under the meet direction of Chester Johnson, each athletes performance was compared to the best mark on record for his own age. The boy who was closest to the best-on-record for his age was judged the winner of the event, no matter how his actual time or distance compared to the other boys in the meet. Younger boys, therefore, had an equal chance and boys of 7 different ages won events.

Actually, all-time age bests were topped 5 times. Jack Wall, of Erie, bettered the listed best for age 12 in the Shot (8 lb), Discus (1 kg) and Javelin (600 gram). His brother Steve exceeded the age 11 javelin mark, while 5 year old Loren Johnson turned in a best on record for the 1320 yard run ($\frac{3}{4}$ mile) for his age.

Corry was the winning school in team scores, followed by Union City, Townville, Rolling Ridge and Sparta. Top results are shown below (comparison to listed "record" for athlete's own age is shown at right):

<u>100 yard Dash</u> time	<u>Long Jump</u> dist.
Joe Sansom, T(age8) 14.7 -.3	Mike Fink, S(6) 6'7 $\frac{1}{2}$ -1'4 $\frac{1}{4}$
Robby Burns, T(8) 14.4 -.4	Jeb Frelick, T(8) 10'6 -1'9 $\frac{1}{4}$
Jack Wall, RR(12) 12.0 -.7	
<u>220 yard Dash</u> time	<u>High Jump</u> ht.
Mike Craig, C(11) 31.6 -4.1	Brad Allen, S(14) 5'5 -9 $\frac{3}{4}$ "
Mark Yoos, T(12) 30.8 -5.3	Jody Blakeslee(12) 4'0 -10 $\frac{1}{4}$ "
Kevin Amy, C(14) 27.6 -5.6	Robert Merkle U(10) 3'6 -12"
<u>440 yard Dash</u> time	<u>Shot Put (8 1/2 lb) dist.</u>
Dean Dahl, C(13) 60.5 - 6.7	J. Wall, RR(12) 45'8 +2'2 $\frac{1}{2}$
M. Babcock, C(14) 61.0 -11.5	Eric Lyle, UC(8) 14'9 -8'11 $\frac{1}{2}$
Jeb Frelick, T(8) 84.8 -13.0	S. Wall, RR(11) 26'1 $\frac{3}{4}$ -10'1 $\frac{1}{4}$
<u>1320 yard Run</u> time	<u>Discus (1 kg) dist.</u>
L. Johnson UC(5) 6:36.9 +149.1	J. Wall, RR(12) 142'3 +13'11
F. Christensen(14) 4:09 -34.2	S. Wall, RR(11) 112'3 -19' 3
	R. Merkel, UC(12) 82'1 -46' 3
<u>One mile Run</u>	<u>Javelin (600gr) dist.</u>
Christensen 5:22.7 -58.7	S. Wall, RR(11) 82'8 +1'4 $\frac{1}{2}$
M. Nichols(13) 5:45.2 -86.2	J. Wall, RR(12) 114'10 +14'8

THE MIDWEST

Michigan - from Richard Beyst

LINCOLN PARK - May 23 - Two national girls age-group records were bettered in a triangular meet involving Oak Park TC, Detroit Jets and host Wolverine AC. In warm, 78 degree weather, Oak Park's Leslie Rose long jumped 13-10 $\frac{1}{2}$ in the 9-Under division and 13-year-old Loretta Matejko high jumped 5-7 to better the best on record for that age by an astonishing 2 $\frac{1}{2}$ inches. Other results:

9-Under Division: 660, Rose 1:58.0; LJ, 2-Lori Plaskey (DJ) 12-0, 3-Pam Segal (OP) 11-10, 4-Debbie Sears (DJ) 11-0 $\frac{1}{2}$, 5-Colleen Slater (W) 10-10; 10-11 Division: 880, 1-Annette Downing (W) 2:45.4; HJ, 1-Diane Hammerle (W) 4-2 2-Downing 4-2; 13-Under Division: 100, Kris Ackerman (OP) 12.3 in heat; 880, Ackerman 2:30.4, 2-Matejko 2:32.2; HJ 2-Nancy Popp (W) 4-7, 3-Rose Kozole (W) 4-6

THE WEST

Central California - from George Brown

HANFORD - The oldest (and one of the few) girls inter-scholastic sports league in California concluded another successful track & field season. The Tri-County League, was led this year by the Hanford High School team, who defeated teams representing the small town (pop. 4000 to 1000) high schools from Reedley, Lemoore, Coalinga, Corcoran, Sanger, Tulare, Madera and San Joaquin Memorial of Fresno. The league has produced several girls who have ranked well in Junior Olympic and AAU competition and this year followed the pattern.

Outstanding results from league final meet on Apr. 24 (with seasonal best marks in parentheses) follow below:

Freshman-Sophomore Division: 100, Teresa Gaffney(L) 11.6 880/Mile, Mindy Sipin (R) 2:33.3 (2:30.2)/5:39.5 (5:27.1 and second in Road Runners Club of America national postal mile); LJ/80H, Linda Loya (H) 16-7 (18-4)/11.8(11.5) 8# SP, Lenore Allen (R) 38-6 (39-10), Mary Young (L) 36-2 (36-10 $\frac{1}{2}$); DT, Bernadette Brazil (H) 109-6, Carol Conrad (R) 103-3 (111-10). Junior-Senior Division: 100/220 Linda Jorgenson (Coa) 11.0/25.7; 80H/HJ, Linda Sharp (S) 11.4 (11.2)/4-9.

Southern California - from Donn Dufford

GARDEN GROVE - May 28 - In order to stimulate interest in girls track and field throughout southern California and especially in the Orange County area, several novice races were held in conjunction with the first annual Garden Grove Strawberry Festival Women's Invitational. Girls who survived a series of local qualifying meets, cavorted under the evening lights in mildly threatening weather, alongside such as Willye White, Esther Stroy, Patty Johnson and Mavis Laing (not to mention a 12-13 880 medley relay team from the Long Beach Comets who bettered the national record by running 1:49.2).

Results of novice events (no track shoes used):

<u>12-13 100 yard Dash</u>	<u>14-15 220 yard Dash</u>
Mardene Brookey 12.7	Teri Weather 27.0
Cynthia Spaulding 12.7	Renee Tribble 28.0
<u>12-13 440 yard Dash</u>	<u>16-17 220 yard Dash</u>
Donna Shellahouse 67.5	Suzie Tibbetts 27.9
Angelica Schreiner 67.5	Lydia Molina 28.4
Sue Barton 69.7	Pauleen Cressin 28.4

THE SOUTH

Georgia

ATLANTA - June 5 - The Atlanta Track Classic exhibition youth mile runs were held on the all-weather track of Tara Stadium here today. East Point (Ga.) Youth Track Team runners captured two of the three first places in the windless, 82° weather. Bill Thorn's 5:25.5 mile is the top time for an 11-year-old in southeast this year.

Results (all from Ga. unless otherwise indicated):

<u>7-8 Division</u>	<u>9-10 Division</u>	<u>11-12 Division</u>
T. Thorn, E Pt. 6:19	G. Steele, Tenn 6:03	B. Thorn, EPt 5:25.5
M. Moss, E Pt. 6:25	P. McNeely, Col. 6:05	D. McNeely, Col 5:28
K. Burnseed, Fla 6:28	B. Gamel, E Pt. 6:08	S. Harris, Dec. 5:38
K. Gamel, E Pt. 7:00	M. Lankford, EP 6:10	C. Gamel, EPt 5:38
A. Ellis, Dora. 7:10	J. Bess, N Car. 6:13	M. Casteel, Tu. 5:47
G. Singleton, At 7:20	P. Jones, E Pt. 6:15	D. Alexander At 5:49

ARM ACTION IN RUNNING - By John Tansley

Just how important is arm action in running? What should a coach be aware of as he watches his athletes?

Arms reflect leg motion. Notice that runners have the same "arm stride" as leg stride. If the stride is long, the arm action will be exaggerated. If the stride is short and choppy, the arm action will be quick and close. By correcting the arm action, the coach can correct any stride length deficiencies. Remember, it is much easier to correct arm action than leg action.

Arms regulate leg speed. Because running involves an alternating arm-leg movement, the arms can move no faster than the legs and vice versa. One of the most inhibiting factors in sprinting is the arm action. A few simple tests will prove this point.

Try moving the arms in a simulated running motion as fast as you can for 10 seconds, counting the arm movements. Now do the same with the legs. The legs will win. Then try moving the legs fast and the arms slow or the arms fast and the legs slow - can't be done, right?

Every coach knows how important it is to be relaxed when sprinting. The tightening of the neck and pectoralis muscles inhibits the arm action; results, a decrease in leg speed caused by slowing the arm action.

Arms affect body position. Although head position is very important, it's much easier to correct body lean and position with the arms. By keeping the arms toward the front, you can get forward lean; and by bringing the arms closer to the body, you can get a more upright position.

Arm action differs with tempo and speed of running. The arm action of the sprinter and distance runner are completely different. A 100 meter sprinter uses his arms to help him accelerate and maintain a fast tempo; a distance runner uses his arms very relaxedly for balance.

In sprinting, the arm action drives the body off the ground with the upswing and pushes the body off the ground with the down swing. This driving, pushing action can be measured on a weighing scale. Drive the hand up, push the hand down, and watch the body weight fluctuate on the scale.

The arm action strengthens the leg drive by lessening the load the leg has to move. The arm action out in front thrusts the opposite hip out and lengthens the stride.

The distance runner brings his arms across and closer to his body, preventing an extension of the hip and shortens the stride. This is an important concept because it makes it almost impossible to overstride (which happens when the arm action is out front and away from the body).

Also worthy of note is that the distance runner's elbows move away from the body. This is permissible because of the right angle formed at the elbow as the arm hangs from the shoulder and moves across the body.

Middle-distance runners fall somewhere between the sprinter and long distance runner. Both the middle and long distance runner should be aware that their arm action must change according to their needs for sprinting.

Arms are essential in the total action of running. We run with our whole body, not just the legs. Our arms take on different functions for the various events, but the fact remains that if we hold our arms at our sides or didn't have any arms at all, we'd run very awkwardly and slowly. Try running 100 meters with your arms at your sides!

Coaching points:

1. Arm relaxation is very important in all forms of running. The arms should be loose, but not dangling. They should drive, not flop. Watch for floppy wrist action and correct it immediately. It slows recovery, which in turn, inhibits leg action.

The angle at the elbow should never be less than 90 degrees or the thrust will be up and/or over the shoulder. The arm action should be up and forward in sprinting, and across the body and relaxed in distance running.

2. Hand relaxation should be emphasized at all times. Runners tend to clench their hands tightly when sprinting or when starting a finishing kick. This tightens the arms and upper body, preventing maximum speed. The thumb and forefinger should touch, "like holding a piece of paper about to be dropped," with the other fingers folded loosely into the palm.

3. Whenever a runner is tired, he should be trained to exert more effort with his arms, not legs. When the arms move, the legs move. Whereas the legs usually are spent toward the finish of a race, the arms are fairly strong. By concentrating on working hard with the arms, the runner may increase his leg speed. He should finish the race exhausted in the arms as well as the legs.

The stronger the runner is in the arms, the greater his finishing kick should be. Upper body development is essential for all runners; sprinters and distance runners.

4. Watch closely for athletes who swing their arms too far out to the side. This is wasted energy, and the athletes who do it probably will also be running with their feet wide apart and out of line. One way of bringing the elbows close to the body is by turning up the palm and thumb.

5. The hand should never pass behind the hip point in any type of running. You shouldn't see a lot of daylight at the elbow joint on the backswing. The arms should be more out in front of the body, driving and pulling down.

The coach can explain the form faults, or better yet show them on film. Remember, the easiest way to correct inefficient energy expenditure, understriding, overstriding, lack of finishing kick, and most other running problems is by correcting arm action.

Don't hesitate to use make-shift harnesses to prevent runners from using improper arm action. Tying the wrists loosely together can force them to bring their arms across the body and shorten the stride. Tying the elbows loosely together and passing the cloth behind or in front of the body can keep the arms in front or back, thereby altering the body lean. Hurdlers can hold a towel with both hands and pass it behind the neck to get correct arm action while hurdling.

Are the arms important in running? You bet they are! Much more so than most coaches and athletes realize.

John Tansley coaches track and runs many meets for young boys and girls at Glendale (Calif.) City College. The article above was reprinted from the February, 1971 edition of Scholastic Coach Magazine, with the permission of the author.

GIRLS Age Group

Editors: ROY SWETT / CALVIN BROWN

As most of the big names gather for the girls National AAU Championships in Bakersfield, California let us review the season for the 14-17's up to now.

HIGH JUMP--Sue Parks, the Wolverine "flopper", saves her best for the big ones. After qualifying for the U.S. Pan-American Games team with a personal best of 5-7, Sue won the trials for the USSR-USA meet at Champaign, Illinois on June 19 with a 5-6 jump. Deanne Wilson has been more consistent, negotiating 5-5 at least five times (best of 5-7 $\frac{1}{2}$) but has not won the big honors. Sally Plihal, last year's best, turned 18 on June 4.

Other threats are Sandi Goldsberry (5-5 & consistent), Denise Kemp of Sacramento (5-5) and Alice Pfaff (5-4 indoors and 6th in Pan-Am trials) from Liberty AC. Wendy Koenig of Colorado (5-6 $\frac{3}{8}$ indoors) and Mitzi McMillin of Seattle (5-5), both 15, have divided their talents among many other events.

LONG JUMP--Moranda Lacy of Wichita and two Californians, Kim Attlesey and Dora Lee Roberts have made this event exciting for a change. Lacy (best of 19-11) made the Pan-Am team and has the best record against the other two. Attlesey (now 18) leaped 20-5 plus at Champaign to qualify for the USSR meet and narrowly missed the Pan-Am team. Roberts has been over 20 feet in three meets (including a reported best of 20-7) and owns victories over Martha Watson, Willye White and Attlesey. She spoiled a near perfect record with a poor performance at Champaign.

Sallie Caton (18-11 $\frac{1}{2}$) has retired, Rhonda Albers (18-7) and Judy Rejebian (19-1 $\frac{1}{4}$) have achieved their bests with strong winds, and speed merchants Pat Benson (18-8 $\frac{3}{4}$) and Koenig (19-10 $\frac{3}{4}$) have not approached their indoor marks. Nora Johnson (18-4) of La Jolla, Cal. is most consistent.

SHOT AND DISCUS--Oregon state high school champ, Dottie Barnes and dedicated Iva Wright dominate these events. Dottie easily has the best 8 pound shot mark (48-8 $\frac{1}{2}$) and she has tossed the disc 138-10. Iva has been very consistent with the platter just under her 150-5 best and has put the 8 pounder 44-7 $\frac{3}{4}$. Susie Snider, of the Texas Track Club, was second in both events in the USTFF Women's Championships after recording 44-11 and 137+(twice) earlier. Ex-javelinist Kathy Schmidt is showing potential, improving to 42-8 $\frac{3}{4}$ and 141-2 behind Wright in the California state meet.

Kathy is being pushed (or pulled) by her Long Beach Track Club teammate, Debbie Rivera (42-0 $\frac{1}{2}$ and 143-9), while Wright has been beaten once in the shot by her Fresno Elan compatriot Yvette Brownlee (41-10 $\frac{1}{2}$). Others to watch in the shot in the shot include surprising Melody Rose (41-9 $\frac{1}{2}$) from So. Cal. and Ursula Radford (40-8 $\frac{1}{2}$ with 4 kilo) from Flanagan's Clan in the state of Washington. Tracy Lucas (129-7) is another good dish tosser.

JAVELIN--The spear toss has regained its reputation for unpredictability among the younger set. The three southern Californians who own the longest reported throws have varied radically from meet to meet; Karin Smith (158-11 and 5th at Pan-Am trials), Denise Sherrill (150-10) and Claudette Fabian (150-0). It wouldn't be surprising to see Susan Armstrong of Houston (141-10), Rita Walker of San Diego (131-9) Sherri Stripling of Seattle (130-3), Wendy Sorrick of the Paul Harris AC from the east coast (128-6) or any number of high school throwers from Oregon and Washington emerge as the top athlete in this event before the year is out.

SPRINTS--Esther Stroy and Kathie Lawson are the dominating figures. Olympic veteran Stroy is the class of the 220, having scored convincing wins over every major opponent in the Pan-Am trials, King Games and, most recently, at Champaign, where she turned in a season best of 23.6. Her only loss at this distance occurred in the Strawberry Festival meet, where she finished third to Lawson and Mabel Ferguson. But an hour earlier Esther had recorded her seasonal best 440 (54.6).

Lawson, in addition to the triumph mentioned, won the 100 in the same meet, completing a 10.7, 23.9 double. The Keene, New Hampshire flash (now competing for Liberty AC) was a close second to Stroy at Champaign in the 220. Mavis Laing is returning to her old form after a mid-season foot injury. The Phoenix phenom trounced Stroy in the quarter at Champaign (54.3 to 55.0) after several fast, but non-winning sprints (10.5w and 24.1w for example).

No less versatile are tiny Debra Edwards from Worthing Texas (10.6, 24.1, 54.2m), powerful Mabel Ferguson (10.7, 24.2, 56.6) and 14 year old Pat Benson of Denver (10.6, 24.1, 57.0). These three can be expected to be in the thick of any race as can Benson's teammate, experienced Pam Greene (10.5, 24.1m) and underrated Jill Thomas (10.9).

Other contenders in the 440 include The Colorado Golds Koenig with an early season 55.7, Albuquerque's half-mile specialist Carol Hudson (56.3) and Linda Wooten, all the way from San Jose (56.3). USTFF champ, Renalda England of Houston (56.9) is just 13 and one of four girls on her Thomas Junior High Astrobelle team to break 60 seconds!

HURDLES--Bobbette Krug has proven her speed and fight in both the 80 yard and 100 meter distances (10.0 and 14.3) and must rank at the top. Lorna Tinney, another San Diego area hurdler, has pushed Bobbette all season (best of 10.1) while Lorraine Tummings (14.6) of New York, Oregon high school champ Heidi Davidson (10.6 and 14.9), Teresa Rulison (10.6) a Michigan Wolverine and Mitzi McMillin (10.5) are others worthy of mention.


880 and MILE--Kathy Gibbons of Phoenix has been the best two event performer among the current under-18 crop, having run 2:09.8 and 4:21 (for 1500 meters). With the latter time she qualified for the USSR-USA meet by holding off surprising Eileen Claugus of Sacramento. Eileen has been pushing Francie Larrieu to national records. Carol Hudson owns a half-mile victory over Gibbons and Doris Brown (2:09.4). Improving rapidly as the season reaches a climax are Robin Evans of Iowa (2:15.9 & 4:59.4), Donna Ten Eyck of Colorado (2:15.7), San Diego's Jeanne Abare (2:15.1), Monique Opiola (4:59.6) of Terre Haute, Indiana and Ann Gallaher from Phoenix (2:10.4).

Debbie Heald is out for the year but Debbie Roth from Oregon (2:16.8 & 4:43.9-1500) and Sandy Langan, a teammate of Claugus (2:14.5 & 4:57.3) are doubling in great style. Rialto (Calif.) Road Runners Debra Johnson and Ruth Kleinsasser have approached 5 minute miles too.

* * * * *

On the basis of information received through June 25, **STARTING LINE** ranks the Girls 14-17 by consistency, competitive record and best mark (*) means girl is now 18.

H J-Parks, Wilson, *Plihal, Goldsberry, McMillin, Pfaff
L J-*Attlesey, Roberts, Lacy, Caton, Rejebian, Johnson
S P-Barnes, Wright, Snider, Schmidt, Brownlee, Rose
DIS-Wright, Rivera, Schmidt, Snider, Barnes, Lucas
JAV-Smith, Sherrill, Fabian, Armstrong, Walker, Stripling
100-Lawson, Ferguson, Greene, Edwards, Thomas, Benson
220-Stroy, Lawson, Ferguson, Greene, Laing, Benson
440-Stroy, Laing, Edwards, Koenig, Hudson, Wooten
HUR-Krug, Tinney, Tummings, McMillin, Davidson, Rulison
880-Gibbons, Hudson, Gallaher, Miller, Evans, Abare
MILE-Claugus, Gibbons, Heald, Evans, Opiola, Langan




LONG BEACH COMETS 4 X 110 RELAY TEAM



TAMMY CORDES




MARY DECKER



KATIE SOLON-LINDA YOUNT-MEG SWENSON



DIANE RODRIGUEZ



YOLANDA RICH


13 & UNDER

STARTING LINE

Covers the

GIRLS NATIONAL AAU CHAMPIONSHIPS


14 - 17



SUE PARKS



DEBBIE RIVERA




IVA WRIGHT



WENDY KOENIG



PAT BENSON



MONIQUE OPIOLA-BRENDA WEBB