

\$100



# STARTING LINE

TRACK & FIELD FOR YOUNG ATHLETES

JULY - AUGUST 1974 VOL. 4 No. 31 P. O. BOX 878, RESEDA, CALIFORNIA 91335

**SPECIAL  
ISSUE**

NATIONAL JUNIOR CHAMPIONSHIPS

AAU GIRLS (14-17) NATIONAL

RRCA NATIONAL POSTAL MILE

1974 Age-Group Lists





# HOUSE CALL

by DR. GABE MIRKIN

## MUSCLE UNBALANCE AS A CAUSE OF INJURY: SHIN SPLINTS

**QUESTION:** I got shin splints one year ago during the indoor season. It is now one year later and I still have pain in my legs. I am so mad, I can't concentrate on my study.

**DR. MIRKIN:** The treatment of running injuries is always dependant on the cause.

We now know that all running injuries come from:

- 1) Overuse syndrome
- 2) Muscle unbalance
- 3) Structural defects
- 4) Lack of flexibility

Muscle unbalance is usually the cause of shin splints.

The muscles in the front and back of the leg are opposing muscles (see fig.1). The anterior muscles (tibialis) pull the front of the foot up while the posterior muscles (calf) pull the front of the foot down.

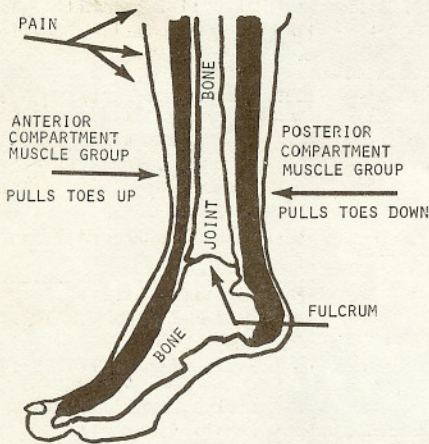


ILLUSTRATION OF OPPOSING MUSCLES  
FIGURE 1

Proper training for competition involves overextending and cutting back.

When a runner overextends, his muscles are injured. As the muscle heals, it shortens.

The muscles most often affected are located in the back of the upper (hamstrings) and lower legs (calf). This would explain the tightness in the back of the legs that comes the day after a hard workout.

Tightness (shortening) in the calf tends to pull the front of the foot down, thus putting added tension on the anterior muscles. If the runner tries to run fast, particularly on indoor board tracks, the tibialis muscle can be strained or torn (shin splints).

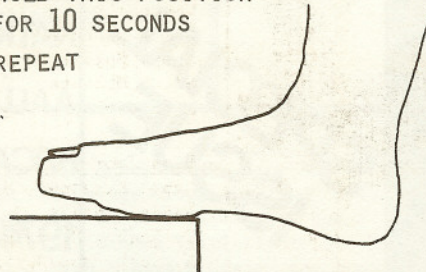
Thus the treatment must be aimed at stretching the posterior muscles and letting the anterior muscle heal.

### TREATMENT:

- 1) Posterior leg muscle stretching.
  - a) stand on steps and drop your heel below your toes.

HOLD THIS POSITION FOR 10 SECONDS

REPEAT

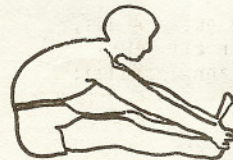


HEEL LOWER THAN TOES

- b) Toe touching




STAND KNEES STRAIGHT  
TOUCH TOES



SITTING, KNEES STRAIGHT  
REACH FORWARD,  
HOLD FEET FOR 5 SECONDS  
RELAX AND REPEAT

- c) Lean against a wall with your body 3/4 of your height away from the wall and lower the heel.



- 2) Stop all running for 7 to 10 days to allow primary healing.
- 3) Start long slow distance. Do no intervals or fast running until there is no pain on running.

**QUESTION:** Can running with a 20 pound jacket harm a runner?

Mrs. Julien Fontaine  
Norwich, Connecticut

**DR. MIRKIN:** Distance runners and sprinters aim their training at developing different type of muscles.

The distance runner wants an efficient, endurance type of muscle which is long and thin and requires less oxygen and nutrition for its use and has less power.

The sprinter and jumper has short, fat muscles which are larger, take more oxygen to feed and are developed primarily for power.

Heavy weights and explosive fast running tend toward the short fat muscle of power, while multiple repeats with a small load tend toward the endurance muscle.

If your daughter is a distance runner, she is wasting her time.

If your daughter is a sprinter or jumper, she will benefit from the heavy jacket.

There is no evidence whatsoever that running with a weighted jacket will cause lasting damage.

**QUESTION:** Does cycling adversely affect the muscles used in running competition?

Henry Bent,  
Raleigh, N.C.

**DR. MIRKIN:** Certainly not.

The best training for running is running. As long as the bulk of one's exercise comes from running, no other form of exercise can possibly enlarge or stretch the muscles so that the runner will be adversely effected.

Swimming and cycling, although not benefiting or hurting running muscles, can be used to maintain cardiorespiratory efficiency while one is unable to run because of an injury.

Weight lifting to build up one's arms is not very beneficial, because the muscles developed by weight lifting are not used to mimic the arm motion used in running. If one wanted to build up the arms and upper body, one would carry weights while running.

To limit a young runner's activities, be it basketball, or anything else, because it could harm his running muscles, would not only be unreasonable, but also may decrease his desire to run.

SEND ALL CORRESPONDANCE  
RELATED TO THIS COLUMN TO  
STARTING LINE MAGAZINE,  
C/O DR. MIRKIN,  
BOX 878, RESEDA, CA 91335





VOL. 4 NO. 31  
JULY - AUGUST 1974

# STARTING LINE

P.O. BOX 878 - RESEDA, CALIFORNIA - 91335  
(6402 Enfield Avenue, Reseda)  
213 937-8586

Publishers & Editors  
MAX ZUCKER and BILL PECK

Art Direction GARY OLIVER  
Production Assistants DOUG SCHWAB  
MAGGIE PENTURFF

### Special Contributors

Dr. HARMON BROWN	<i>Technical material</i>
CALVIN BROWN	<i>Girls Statistics</i>
RICHARD EDE	<i>Girls high School</i>
BRICE HAMMERSTEIN	<i>General feature</i>
CASEY IDE	<i>International Feature</i>
BROOKS JOHNSON	<i>Technique &amp; Training</i>
BOB LORD	<i>Junior Boys feature</i>
Dr. GABE MIRKIN	<i>Medical Column</i>
JACK SHEPARD	<i>Boys High School</i>
ROY SILVA	<i>Boys AAU Information</i>

### WEST

### Major Contributors

### EAST

JOE HERZOG  
FLOYD HIGHFILL  
SUE HUMPHREY  
LYLE KNUDSON  
PORTER MARTIN  
JOHN van BENTHEM

### MIDWEST

MARK BECKER  
SAM GIAMBELLUCA  
BOB HYTEN  
STEVE PRICE  
NORM SKELLY

### SOUTH

ELI GAGICH  
HERMAN GOLDBERG  
STAN ROMERO

JOHN HARWICK  
TIM HICKEY  
PETER KENNEY  
GEORGE MILLER  
BILL MONGOVAN  
HUGO PRUTER

### Photo Contributors

DON CHADEZ  
SUE HUMPHREY  
JEFF JOHNSON  
DOUG SCHWAB  
PAUL &  
STEVEN SUTTON

## On the Cover

### PHOTO CREDIT

(Top Left) Ralph Serna, Loara H.S. leads Richard Kimball (Alameda TC), to a 1-2 finish in 5,000m, at the Jr. Nationals.  
/Photo - STEVEN SUTTON/DUOMO/

(Bottom Left) Duke City Dasher's Lynn Bjorklund is seen smashing the Girls 2-Mile record with a brilliant 10:07.8 at Bakersfield.  
/Photo - JEFF JOHNSON/

(right) 800/1500m winner Tom Byers (Ohio TC) leads Mark Belger of Mephram H.S. in the 800m race, in pouring rain at the Jr. Nationals.  
/Photo - STEVEN SUTTON/DUOMO/

## From the Editors WHY NOT NOW?

Sooner or later, the United States will catch up with the rest of the world in adopting the International system of age grouping by birth year, rather than by birth date. As a matter of fact, the appropriate rule changes have been drawn up for submission at the forthcoming national AAU convention, October 13-19 at Washington, D.C.

You can help eliminate the confusion and inadequacies of the present system, by making sure the representative from your area votes to approve the new age group legislation at the convention.

The proposed rule changes make January 1 (of the year in which the athlete is competing) the date on which his or her age group is determined. For example, all athletes who were 13 years of age on January 1, 1975 would stay in the "12-13" Division all year, no matter when they had a birthday during the year.

This would apply to all boys and girls competing in all Junior Olympic and AAU Age Group Track & Field /cross country competition. Half of the JO sports already have adopted this system.

The large majority of nations of the world, including Canada, havethis system. The AAU National Junior Men's Championships and whenever we compete against other nations in Junior competition, we use this system.

You can help simplify age grouping, by supporting the birth year system. Why wait to change? Why not now?

## From the Publishers

Starting with this issue, we are initiating a change in the frequency of mailings, which we believe to be for the better interest of our readers.

Those who subscribe to the magazine will immediately recognize that the number of pages in this issue is substantially greater than in past issues. In order to bring to you as much information as we possibly could, nothing less than 32 pages of solid material would have been sufficient.

Because of the need to expand the magazine, so that we may include all pertinent material, without too much compromise, we just have to print more pages in every issue.

As everyone knows, the cost of living (and of publishing) has gone sky high. Our printing and mailing costs, in the past six months, have gone up over 40% - and that does not include labor and editorial services.

Like everyone else, we could have raised our subscription price, but that would have defeated our purpose, which is to attempt to make STARTING LINE Magazine available to a young audience. A raise in price would have taken the mag out of the reach of those who possibly need it the most.

This is what we have decided to do:

The Subscription price will not be increased; the number of pages will increase from 20 pages to 24-32 pages, and we will mail 6 times a year instead of 8.

Our readers will not loose anything, rather will gain in coverage - we will be able to go more in depth, keep our regular feature pages constant and have a greater variety of News.

Expiration dates of current subscribers will be proportionately adjusted, and we will insure complete fairness of action. Our next mailing date is Mid-September and below is a preview.

## NEXT ISSUE:

BOYS AGE GROUP NATIONALS  
AGE GROUP GIRLS CLASSIC  
NATIONAL JUNIOR OLYMPICS  
US V/S USSR JUNIOR MEET

BOYS 9-UNDER & 10-11  
BEST PERFORMERS  
GIRLS 13-UNDER AGE GROUP LISTS  
DISTRICT J.O. MEETS  
MORE...

STARTING LINE IS PUBLISHED EVERY TWO MONTHS - FEBRUARY, APRIL, JUNE, AUGUST, OCTOBER AND DECEMBER.

Second class postage paid at Reseda, California 91335

### SUBSCRIPTION RATES

#### Regular Mail

ONE YEAR (6 ISSUES) - \$5.00  
2 YEARS (12 ISSUES)- \$9.00  
3 YEARS (18 ISSUES)- \$12.00

### CHANGE OF ADDRESS

If you're moving, please let us know three weeks before changing your address.



# NATIONAL AAU JUNIOR CHAMPIONSHIPS

GAINESVILLE, FLORIDA

JUNE 14-15

COMMENTARIES BY MIKE KENNEDY

PHOTOGRAPHY BY STEVEN E. SUTTON/DUOMO

The third annual National AAU Junior Championships returned to the University of Florida campus for the second year, but with three significant changes. For the first time there was a girls competition as well as a boys. The girls however had to be born in 1956 or later while the boys could be born in 1955.

The second change was a springy new Chevron 440 track that replaced an old surface that was very hard. The last change was the running of all races in meters rather than yards.

## JUNIOR MEN

### 100 METER DASH

1-Clancy Edwards (Cal Poly, San Luis Obispo, Ca) 10.4, 2-Houston McTear (NW Florida TC/Baker HS) 10.4, 3-Willie Smith (Uniondale HS, NY) 10.5, 4-Charles Hopkins (Mercer TC/Florida A&M) 10.6, 5-Millard Hampton (Silver Creek HS, San Jose, Ca) 10.7, 6-Earl Brown (Middletown HS, Pa) 10.7, 7-Carter Suggs (Tarboro HS, NC) 10.7 & 10.4h, 8-Greg Edmond (Ball HS, Galveston, Tx) 10.8 & 10.5h

College freshman CLANCY EDWARDS scored a sold sprint double, winning the 100 and 200, both into a slight wind. In the 100, Edwards faced three national high school 100 yard record holders - GREG EDMOND, WILLIE SMITH and last years winner CARTER SUGGS - plus the national high school freshman (9.5) and sophomore (9.4) class record man, HOUSTON MCTEAR.

McTear, with a super-swift start, won the first heat in 10.5 while Suggs in 10.4 was .2 victor over an eased up Edwards in the second heat. Edmond downed Smith, 10.5 to 10.6 in the final qualifying heat.

The final proved to be a three man race despite the final times. At the 50 meter mark, McTear, with another quick start, held a two yard advantage over Smith, while Edwards had yet to separate himself from the pack. At 100 yards, McTear still had a yard on Smith and the fast-closing Edwards. The final nine yards proved fatal for McTear as Edwards nipped him by a deceiving tenth.


### 200 METER DASH

1-Clancy Edwards 20.7, 2-Willie Smith 20.8, 3-Millard Hampton 20.8, 4-Don Merrick (Seminole JC, Fl) 21.3 & 21.0h, 5-Michael Roberson (Winter Park HS, Fl) 21.4 & 21.3h, 6-Robert Smith (Lipscomb Coll) 21.4, 7-Marlon Rochee (Georgia Univ) 21.5, 8-Stanley Harris (Mainland HS, Daytona Beach, Fl) 21.6 & 21.4h, 9-Greg Edmond 21.6 & 21.0h

Just as in the 100, the 200 evolved into a three runner race, Edwards, the College Division II champ, was the favorite, although high schooler MILLARD HAMPTON defeated him (both 20.9) in a heat that saw Edmond run third and CHARLIE WALKER (Lakewood HS, NJ) finish a non-qualifying fourth in 21s flat.

Temperatures were in the mid-80s both days with heavy rains closing out the first day and light showers persisting throughout the second. Friday's program, which was mostly devoted to heats, drew about 1500 people, while the Saturday finals were viewed by over 3000 fans.

The first two finishers in all events qualified for the USA-USSR Junior Meet in Austin, Texas on June 24-25.



200M FINAL - (Left to Right) 1. CLANCY EDWARDS, Cal Poly SLO, 3. MILLARD HAMPTON, Silver Creek H.S and 2. WILLIE SMITH, Uniondale H.S..

In the second heat, Willie Smith built up a great five yard lead on the turn and won easily in 20.8s. National Junior College champ DON MERRICK won the third heat in 21.0s.

The final saw Smith again blasting the turn, but Edwards spotted him only two yards before passing him in the stretch to win by a tenth. Meanwhile, Hampton had entered the straight even with Edwards and finished third, with the same time as Smith and five yards up on fourth placer Merrick.

### 400 METER DASH

1-Curtis Byrd (Cal Poly, S Luis Obispo Ca) 46.2, 2-Ron Harris (DC Striders/Albemarle HS, Charlottesville, Va) 46.5 & 46.0h, 3-Keith Tinner (Lincoln HS, Tacoma, Wa) 46.7, 4-Mark Collins (Burlington HS, Tx) 46.7, 5-Evis Jennings (Mississippi State U) 47.0 & 46.4h, 6-Palmer Simmons (McCracken HS, Bluffton SC) 47.1 & 46.9h

The 400 was full of surprises. In heat one, EVIS JENNINGS, a 47.5 freshman in college, led by two yards with 80 to go, when high school junior RON HARRIS suddenly powered his way by the slightly built Jennings to win in 46.0 (a time which was the best ever by an eleventh grader and the third best high school time ever behind Ullis Williams and Ron Ray). Harris' previous best was a second place 47.5 in his state meet.

PALMER SIMMONS, whose previous best was 47.9y, finished third in 46.9. CURTIS BYRD, another Cal Poly freshman at 47.6y, won the second heat in 46.4 to upset MARK COLLINS and last years second place finisher KEITH TINNER.

In the final, Jennings again moved to an early lead, but by 300 meters Byrd in lane two had assumed a slight lead over Harris who was in lane three. In the stretch Byrd eased away from Harris to win by three-tenths. Tinner held on for third, to again qualify for the USSR dual meet (for the relay, along with fourth placer Collins).

### 800 METER RUN

1-Tom Byers (Ohio State U) 1:49.6 & 1:49.0h, 2-Mark Belger (Mephram HS, Bellmore, NY) 1:49.9, 3-Stephen Gomez (U of Florida) 1:50.5, 4-Craig Masback (NY Pioneer Club/Princeton U) 1:50.5, 5-Philip Kane (Penn AC/Villanova U) 1:50.5 & 1:49.9h, 6-Leo Meade (Oklahoma State U) 1:50.6 & 1:49.9h, 7-Bob Prince (Kansas State U) 1:50.8, 8-Jeff Hayes (Long Beach CC, Ca) 1:51.5

TOM BYERS, a college freshman whose best high school mile was only 4:18.0, totally dominated both 800 and 1500m finals. In the 800, the field was bunched at the quarter in 55.0. Then around the third turn Byers suddenly moved to the front and assumed a comfortable five yard lead down the backstretch.

Two or three runners made a charge at Byers but each time he would again build up a five yard advantage. MARK BELGER was the only runner who looked capable of catching Byers but he never really got the chance, but the high schooler managed to get himself boxed in for 750 meters and only by coming to a complete standstill in stretch did he get out. Over the final 50 meters Belger was the fastest finisher as he moved from fifth to second.





**10000M FINAL** - High School Soph ERIC HULST, from Laguna Beach, CA, (Right) showed his considerable talent, taking second place in this event. Another H.S. phenom RALPH SERNA (Loara HS, CA), at left of photo was the winner of the 5000m.

### 1500 METER RUN

1-Tom Byers 3:42.8, 2-Curtis Beck (UC-LA, Ca) 3:43.5, 3-Matt Centrowitz (New York AC/Manhattan Col) 3:44.7, 4-Steve Lacy (McFarland HS, Wis) 3:47.2, 5-Keith Whitaker (Nebraska U) 3:48.5, 6-Elder (Haddon Twp HS, Westmont, NJ) 3:49.5, 7-Chris Horton (Brandeis U, Ma) 3:49.5, 8-Don Beckwith (U of Oregon) 3:49.8, 9-Jeffery Moody (Pinecrest HS, Sn Pines, NC) 3:52.1, 10-Jim Arriola (Gahr HS, Cerritos, Ca) 3:52.2

The 1500 final began to look like a re-run of last years mile. MATT CENTROWITZ, who was second last year, moved to the front with splits of 58.6 and 1:59.6, and then another college frosh CURTIS BECK went to the lead at the three-quarter mark in 2:58.2.

Byers, who ran only 20 miles a week as a prep, showed the benefit of his two-a-day college workouts as he blasted by Beck with 300 meters remaining to win easily. Byers 3:42.8 time is equivalent to running a mile in just over four minutes. STEVE LACY from Wisconsin became the fifth fastest high schooler ever by finishing fourth in 3:47.2, behind Beck and Centrowitz.

### 5000 METER RUN

1-Ralph Serna (Loara HS, Anaheim, Ca) 14:16.2, 2-Richard Kimball (Alameda TC /DeLaSalle HS, Concord, Ca) 14:22.0, 3-Alex Kasich (W Virginia U) 14:27.6, 4-Robbie Perkins (Duke U, NC) 14:31.8, 5-George Watts (DC Striders/Edison HS, Alexandria, Va) 14:33.2, 6-Steve Lacy 14:35.2, 7-Dan Schlesinger (Yale U, Ct) 14:45.6, 8-Allen Naylor (DC Striders/Maryland U) 14:48.2

High school junior RALPH SERNA's chances didn't look good in the 5000. Friday he had run the 10000 but he had dropped out with just over a mile remaining, looking tired. Saturday, in the shorter race he faced RICH KIMBALL the years top prep distance runner, with a best mile of 4:02.4, two mile of 8:46.6 and three mile of 13:43.4.

So, with two miles gone in the 5000 it was surprising to see Serna running on Kimball's shoulder as they moved away from the field. Even more shocking was Serna suddenly running a 67.5 tenth quarter after a series of 69 second laps. Kimball was unable to respond and Serna went on to a six second victory.

The winner passed three miles in 13:45.4 to break Craig Virgin's junior class record of 14:39.2. It was only the second time Serna had run three miles. The first was last summer when he ran 14:10.2 to set a national sophomore class record.

### 10000 METER RUN

1-Jim Buell (Kentucky U) 30:19.6, 2-Eric Hulst (Laguna Beh HS, Ca) 30:36.2, 3-Guy Arbogast (Crespi Carmelite HS, Encino, Ca) 30:42.8, 4-George Malley (Penn State U) 31:06.0, 5-Pat Davey (Rice HS, Birmingham, Mich) 31:00.0, 6-Robbie Perkins 31:19.4, 7-Dan Schlesinger 31:25.8

Collegian JIM BUELL won the 10000 with a steady burst of speed over the last two laps, but the real story was high school soph ERIC HULST who finished second, seventeen seconds back. Eric passed six miles in 29:32.8 which is excellent time considering the humidity (though he has run 20 seconds faster).

Third spot went to GUY ARBOGAST in a time which moves him to fifth on the all-time high school list. For sixth placer ROBBIE PERKINS it was third year in a row he has scored in this meet and he qualified for the U.S. junior team the last two years. Just behind Perkins was DAN SCHLESINGER, who was third in the six mile last year.

### 3000 METER STEEPLECHASE

1-Tom McChesney (Oregon U) 8:56.4, 2-Bob Christensen (Wichita State U, Ks) 8:58.0, 3-George Malley 9:06.4, 4-Steve Shaad (Wichita St) 9:08.8, 5-Greg Meyer (Michigan U) 9:10.0, 6-Don Beckwith (Oregon U) 9:10.0, 7-Larry Lawrence (Brigham Young U, Ut) 9:11.6

College athletes took the top seven spots. Freshman TOM MCCHESENEY outsprinted BOB CHRISTENSEN to win comfortably, with third placer GEORGE MALLEY well back. The times for the first two rank them sixth and eighth, respectively, on the all-time U.S. junior list for the event.

### 110 METER HIGH HURDLES / 42 INCH

1-Dedy Cooper (Ells HS, Richmond, Ca) 14.1, 2-Mike Johnson (U of So Calif) 14.3, 3-Larry Bunting (Seton Hall U, Pa) 14.3, 4-Phil Stapp (Indiana U) 14.4 & 14.2h, 5-Mike Chriss (Medford HS, Ore) 14.5, 6-Greg Chandler (Trinity Prep, FL) 14.5, 7-John Charniga (Middlesex AA) 14.8, 8-Quentin Wheeler (Monmouth Reg HS, New Shrewsbury, NJ) 14.8

Good high school hurdlers can't compete with good college freshmen, so the theory goes. The only problem is, high school junior DEDY COOPER isn't just good - he's great! After Big Ten champ PHIL STAPP nipped fellow collegian MIKE JOHNSON 14.2 to 14.3 in the first heat, Cooper easily took the second in 14.2.

In the final the field was off fairly even, but by the fifth hurdle Cooper had begun to move away to a victory, two-tenths ahead of Johnson and third placer LARRY BUNTING, another college freshman. Cooper's time of 14.1 broke the junior class record of 14.2 set in 1952 by the great Milt Campbell, who was Olympic decathlon silver medalist that year (and won the gold in 1956).



#### 400 METER INTERMEDIATE HURDLES

1-Greg Eckman (Penn AC/Villanova U) 51.6, 2-Rich Graybehl (Las Lomas HS, Walnut Creek, Ca) 51.6, 3-Randolph Williams (Kentucky State U) 51.7, 4-Blessing (Hillcrest HS, Dallas, Tx) 52.5, 5-John Escalier (Brown U, RI) 53.1, 6-Carlos Cribbs (Baylor U, Tx) 53.5, 7-Gary Schmidt (Long Island AC/Oceanside HS, NY) 53.5 & 51.8h

In the first intermediate hurdle heat, high schooler GARY SCHMIDT stunned the crowd with a winning 51.8. He had never before run a full lap of hurdles, but his time moved him into third place on the all-time prep list. GREG ECKMAN won the second heat with an easy looking 52.5.

In the final all eyes were on Eckman and Schmidt. Eckman ran smoothly, striding 15 steps between barriers the entire race, while Schmidt would sprint all out, hop the hurdle, then begin to sprint again.

With 80 meters remaining Eckman was moving strongly but Schmidt was running out of gas. Suddenly, the crowd noticed that RICH GREYBEHL, who was in lane nine using the same style as Schmidt and battling Eckman for the lead. The college freshman finally prevailed as both runners were timed in 51.6, with Greybehl replacing Schmidt as the third fastest prep in history.

#### 10000 METER WALK

1-Steve Herrman (W Kansas TC) 49:07.8, 2-James Murchie (Long Is AC, NY) 49:24.8, 3-Jim Bentley (Sierra RW, Nev) 50:38.8, 4-Bryan Snazelle 51:01.4, 5-Brad Bentley (Sierra RW) 51:03.2


STEVE HERRMAN, who has been heel-and-toeing since he was an age grouper, walked away with the title from last years fifth placer JIM MURCHIE and '72 USA international junior JIM BENTLEY.

#### HIGH JUMP

1-James Barrineau (Georgia U) 7-2, 2-Bill Jankunis (Colorado U) 7-1½, 3-Bill Irion (Temple U, Pa) 7-0, 4-Tim Walker (Rogers HS, Newport, RI) 6-10, 5-Warner Brown (Atlanta TC, Ga) 6-10, 6-Leslie Whitehead (Mississippi State U) 6-10, 7-Clark Beedle (La Sierra HS, Carmichael, Ca) 6-8

JAMES BARRINEAU just went out of his mind. Last year he was a 6-7 prep high jumper in Florida. This year, as a college frosh, he had a best of 6-11. So what does he do??

First, he joins soph BILL IRION and fellow freshman BILL JANKUNIS (a 7-3½ indoor jumper) as the only leapers to clear seven feet. Then he clears 7-1½ but still trails Jankunis because of more misses. Finally he clears not only 7-1½ but also 7-2, both on his third attempt! Unfortunately, while jumping at 7-3, Barrineau injured his ankle and was forced to skip the USA/USSR junior meet. Still it wasn't a bad day's work.



Colorado U freshman BELL JANKUNIS is caught clearing 7-1 1/4 to lead the U.S. Junior team against the Russians.

#### POLE VAULT

1-Earl Bell (Arkansas State U) 16-8, 2-Kim Scott (Wisconsin U) 16-4, 3-Tim Johnson (Bloom Twp HS, Chicago Hts, Il) 16-4, 4-Tad Scales (Lawrence HS, Ks) 15-6, 5-Tom Rice (Columbus HS, Ohio) 15-6, 6-Hunter (Northrup HS, Ft Wayne, Ind) 15-6

EARL BELL continued to demonstrate that he is the best freshman pole vaulter in the nation. For the third straight week, the eighth place finisher in the NCAA cleared 16-8, this time defeating fellow freshman KIM SCOTT and indoor prep record holder TIM JOHNSON, both at 16-4. Jan Johnson's younger brother was third with more misses.

#### LONG JUMP

1-Jerry Herndon (UCLA, Ca) 25-4½, 2-Gerald Hardeman (U of So Calif) 24-11, 3-Cecil Overstreet (San Jose CC, Ca) 24-5½, 4-Michael Sharpe (Bermuda) 23-10½, 5-Harper High (US Naval Acad, Md) 6-Ronnie Williams (Opelousas HS, La) 23-4

NCAA long jump champion JERRY HERNON treated this meet almost as an afterthought and it almost cost him the title. He flew in to Gainesville Friday afternoon and was on the runway just three hours later jumping in the finals. It wasn't until his last jump that he wrestled the lead from cross-town freshman rival GERALD HARDEMAN.

#### TRIPLE JUMP

1-Ron Livers (Philadelphia Pioneers/San Jose State U, Ca) 51-1½, 2-Mike Sharpe 50-1½, 3-Jerome Hutchings (NE HS, Macon, Ga) 49-7½, 4-Charles Hollis (Bloom Twp HS, Chicago Hts, Il) 48-10½, 5-James Gardner (DC Striders/Albemarle HS, Charlottesville, Va) 47-6, 6-Rich Briede (Louisiana State U) 46-10½

Last years second place finisher, RON LIVERS, leaped 51-1½ to down MIKE SHARPE of Bermuda and prep JEROME HUTCHINGS. The latter was chosen to face the USSR, since Sharpe, a foreign athlete, is not eligible for the U.S. team.

#### SHOT PUT / 16 POUND

1-Terry Albritton (Beverly Hills Striders, Ca) 63-4, 2-Dave Doupe (Cornell U, NY) 61-3½, 3-Jim Neidhart (UCLA, Ca) 61-2½, 4-Russ Vincent (Washington U) 56-10½, 5-Howard Banich (Oregon U) 54-4½, 6-Mark Chew (Wooster HS, Reno, Nev) 53-7½

TERRY ALBRITTON and JIM NIEDHART, who placed second and third in this meet last year, finished first and third this time. But both indicated they would not be available to compete against the Soviet juniors.

Therefore, the spots on the U.S. junior squad go to runner-up DAVE DOUPE and fourth placer RUSS VINCENT. The latter was sixth in the '73 meet.





**10000M WALK** - 16 year-old JAMES MURCHIE walking his way into a second place finish.

#### **HAMMER THROW / 16 POUND**

1-Gene Mancino (New York AC/No Bergen HS, NJ) 170-1, 2-Emmett Berry (Hope HS Providence, RI) 162-10, 3-Kurt Hand-schumacher (New Haven T&FC, Ct) 143-8

With only four entrants, two preps from the east outdistanced the others by more than 20 feet. Victor GENE MANCINO moved into fifth place on the all-time high school list with the heavier weight hammer.

#### **JAVELIN THROW / 800 GRAM**

1-Frank Perbeck (Manhattan HS, Ks) 223-0, 2-Gene Lorenzen (E Valley HS, Trentwood, Wash) 216-2, 3-Ed Mikula (Hanover HS, NH) 209-0, 4-Stewart Ralph (Piscataway HS, NJ) 207-5, 5-Dennis Morris (Lake Charles HS, La) 206-5, 6-Brian McConnell (NW Louisiana State U) 194-9

Competition was closer in the javelin where prep stars took the top five places, with FRANK PERBECK and GENE LORENZEN qualifying for the U.S. team for the junior dual meet with the USSR.

#### **DISCUS THROW / 2.0 KG**

1-Dave Voorhees (Oregon U) 173-9, 2-Robin Earl (Washington U) 173-3, 3-Howard Banich 170-10, 4-Pushkin (Football JC, Ca) 167-11, 5-Ray Burton (Vacaville HS, Ca) 164-10, 6-Leon Farmer (Killeen HS, Tx) 163-9

College freshman from the Pacific Northwest filled the top three places, with DAVE VOORHEES winning on his last throw to edge ROBIN EARL by six inches. Earl, who had just moved into the lead in the fifth round, was sixth in 1973.

Third spot went to Voorhees team-mate HOWARD BANICH, who placed in this meet two years ago. RAY BURTON, who earlier this year set the national record with the lighter (1.6 kg) high school discus at 201-6, was fifth here with the "college" platter at 164-6.

## **JUNIOR WOMEN**

In reality, the girls portion of the meet was a hastily improvised meet to qualify competitors for the U.S. Junior Team. As the result of late planning and dates which conflicted with other national meets 3000 miles away in California, half of the top eligible junior women were not present. Especially noticeable was the lack of contestants in the discus and javelin, which drew only four and two throwers, respectively.

On the brighter side, competition for the top spot in the jumps was keen. SUE HACKETT leaped 5-9 but was only runner-up to Texan LOUISE RITTER (5-10) in the high jump. EMILY DOLE and KATHY DEVINE were less than an inch apart around 47 feet in the shot put, with the heavier 4 kilogram bulb.

Double qualifiers KATHY WESTON of Nevada (400 & 800 meters) and ROSETTA BIRT (100 & 200 meters) were impressive as was 1500 meter winner DEBBIE QUATIER of Washington state.

**100m DASH** 1-Brenda Morehead (Scott HS, Toledo, Ohio) 11.8, 2-Rosetta Birt (Lakewood International, Ca) 11.9, 3-Isabelle Hartford (Dryades YMCA, New Orleans, La) 11.9, 4-Chandra Cheesbrough (Jacksonville, Fl) 12.0, 5-Judy Fontaine (Age Group AA, Ct) 12.1, 6-Deborah Clay (Mayor Hatcher YF, Gary, Ind) 12.1

**200m DASH** 1-Rosetta Birt 24.1, 2-Vernonica Williams (MHYF, Gary, Ind) 24.6, 3-Isabelle Hartford 24.8, 4-Judy Fontaine 24.9, 5-Connie Simpson (Police AL, NY) 25.0, 6-Marsha Talley (Texas TC) 25.2

**400m DASH** 1-Kathy Weston (Will's Spikettes, Reno, Nev) 54.2, 2-Sheila Ingram (Pioneer TC, Washington, DC) 55.1 3-Connie Simpson 55.3, 4-Chere DeHaven (Police AL Cinderettes, Ft Wayne, Ind) 55.7, 5-Laurie Stephens (Sweetheart TC NY) 55.7, 6-Stephanie Vega (Atoms TC, NY) 56.1

**800m RUN** 1-Kathy Weston 2:10.2, 2-Margaret Groos (Nashville Whippets, Tn) 2:10.7, 3-Donna Schellhous (Blue Angels, Ca) 2:12.7, 4-Sue Parks (Golden Triangle TC, Mich) 2:12.8, 5-Robin Blain 2:17.0, 6-Amy Wadlington (Nashville Whippets, Tn) 2:18.6

**1500m RUN** 1-Debbie Quatier (Falcon TC Wash) 4:28.8, 2-Janice Merrill (Age Group AA, Ct) 4:36.0, 3-Cathy Coker (Nashville Whippets, Tn) 4:46.0, 4-Tammy Spurgeon (Dryades, La) 4:55.8

**100m HURDLES/33"** 1-Cheryl Poirier (Frederick T&FC, Md) 14.5, 2-Rhonda Brady (MHYF, Gary, Ind) 14.6, 3-Rosalind Anderson (Frederick T&FC, Md) 14.9, 4-Bobbi Kacz (Alvin HS, Tx) 15.1, 5-Monica Williams (Dryades, La) 15.2, 6-Julie Smithers (Lakewood HS, Fla) 15.2


**HIGH JUMP** 1-Louise Ritter (Red Oak HS Tx) 5-10, 2-Susan Hackett (Dryades, La) 5-9, 3-Becky Deetz (Skeeters TC, Ridge-wood, NJ) 5-6, 4-Cindy Gilbert (La Jolla TC, Ca) 5-6, 5-Maureen Fitzpatrick (Jets TC, Newtown, Pa) 5-6, 6-tied between Teri Seippel (Kettering Striders, Oh), Mitzi McMillin (Seattle, Wash) & Toni Jones (Pioneer AC, DC) 5-4

**LONG JUMP** 1-Cheryl Butler (Pioneer AC, DC) 19-6½, 2-Karen Elmore (Millbrae Lions, Ca) 19-6¼, 3-Brenda Morehead 19-4½, 4-Diedre Wilson (Police AL, NY) 19-3¼, 5-Toni Griffin (La Jolla TC, Ca) 19-1, 6-Mitzi McMillin 18-3½

**SHOT PUT/4 kg** 1-Emily Dole (Lakewood International, Ca) 47-0½, 2-Kathy Devine (Mission Bay HS, San Diego, Ca) 46-11¼, 3-Ann Turbyne (Winslow, Me) 41-9½, 4-Kim Travers (Mt Lebanon, Pa) 41-3¼, 5-Cheryl Stohr (Jets TC, Pa) 40-1¼, 6-Judy Lane (Will's Spikettes, Wheatland, Ca) 39-8

**DISCUS THROW/1.0 kg** 1-Judy Lane 129-9, 2-Martha Suhayda (Matawan HS, NJ) 127-9, 3-Kim Travers 122-10

**JAVELIN THROW/600g** 1-Cathy Sulinski (Millbrae Lions, Ca) 151-8, 2-Cecile Bochard (Winslow TC, Me) 117-5



**1500M FINAL** - DEBBY QUATIER, Falcon TC, leads second placer JAN MERRILL, of the Age Group AA (Connecticut), on her way to victory.



# NATIONAL AAU GIRLS (14-17) CHAMPIONSHIPS

COMMENTARIES BY BILL PECK  
PHOTOGRAPHY BY KARIN SMITH

BAKERSFIELD, CA JUNE 25 & 26

Many of the top eligible competitors were missing from Bakersfield, having qualifield for the USA/USSR Junior Dual Meet in Austin, Texas. As a result of poor scheduling, the top junior women had to choose between trying to make the international team at Gainesville, Florida on June 14 & 15 or trying for national honors here. Many competitors here should have been on the U.S. team.

**100 yard Dash** A weak field was made even weaker by the eliminations (due to false starts) of heat winners GAIL DOUGLAS and TERESA BAUGH. Winner ANGEL DOYLE, 15, who became acquainted with starting procedures only in late May, was left at the start but streaked by the field in a pretty display of raw speed. The Pennsylvania state HS champ was virtually unknown (even to knowledgeable easterners) as late as May 25. But she's not unknown now!

100 yard Dash	(wind +2.30lmp)
Angel Doyle (Ambler OC, Pa)	10.6
Dolly Fleetwood (So Cal Cheetahs)	10.8
Rachel Lewis (Galesburg Jaycees, IL)	11.0
Annette Robinson (Berkeley TC, Ca)	11.0
Cindy Tatum (Nebraska TC)	11.2
Marie Nickson (Berkeley TC)	11.2

**Heat #1-Doyle** 10.9, Nickson 11.0, Fleetwood 11.0, Tatum 11.2, Tina Leatherman Frederick T&FC, Md) 11.2, Sharon Cherry (Mayor Hatcher YF, Ind) 11.4;

**Heat #2-Mary Lou Jasnoch** (Neb TC) 10.8, Diedre Wilson (New York PAL) 10.8, Robinson 11.0, Wanda Nicholson (Dryades St YMCA TC, La) 11.1, Gilda Thompson (Los Angeles Jets, Ca) 11.2, Deborah Oliver (MHYP) 11.3;

**Heat #3-Gail Douglas** (Long Beach Comets, Ca) 10.8, Creola Miller (Ravenswood Juliettes, Ca) 11.0, Kim Schofield (Peoria Pacettes) 11.1, Carla Huddle (GJ) 11.4;

**Heat #4-Teresa Baugh** (Tennessee State TC) 11.0, Lewis 11.0, Rhonda Brady (MHYP) 11.1, Marsha Bridgewater (NYP) 11.2... little wind...first 4 to semis.

**Semi-Final #1-Baugh** 11.1, Robinson 11.3, Lewis 11.3, Tatum 11.4, Miller 11.4, Brady 11.6, Bridgewater 11.6...wind???

**Semi-Final #2-Doyle** 10.8, Jasnoch 11.0, Fleetwood 11.3, Nickson 11.3, Schofield 11.3, Nicholson 11.4, Wilson 11.4, Huddle 11.7...w +4.4mph...four to final.

**220 yard Dash** Another undistinguished group was left struggling by DEBBIE PASTEL, who won her second individual race of the meet (following the 440). Such potential challengers as 100 winner Angel Doyle and '73 internationalist MAUREEN ABARE were either missing, out of condition or the victims of false starts.

220 yard Dash	(wind .000)
Debbie Pastel (Sports Inter'l, DC)	24.3
Marie Nickson (Berkeley TC, Ca)	24.7
Gayle Butler (Los Angeles TC, Ca)	24.9
Trudi Rebsamen (unattached, Ill)	25.1
Andrea Andrews (Atoms TC, NY)	25.2
Julie Seaton (Peoria Pacettes, Ill)	25.6
Maureen Abare (Lakewood Int'l, Ca)	25.6
Alice Watson (Duke City Dashers, NM)	25.7

**Heat #1-Andrews** 25.4, Melinda Revere (Santa Cruzers, Ca) 25.7, Ann Matthews (Ind'la) 26.0, Leatherman 26.4...w +1.7;

**Heat #2-Pastel** 24.8, Seaton 25.2, Pam Green (SCC) 25.4, Ann McReynolds (DCD) 26.1, Deborah Oliver (MHYP) 26.2...w+2.2;

**Heat #3-Butler** 25.0, Abare 25.4, Katherine Price (Premier TC, Ca) 25.4, Linda Morrison (La Jolla TC, Ca) 25.8, Terri Walker (Travelers AC, DC) 25.9, Jamie Day (Seattle Roadrunners, Wash) 26.3... wind +2.2mph

**Heat #4-Nickson** 24.5, Watson 25.1, Baugh 25.2, Rebsamen 25.2, Lewis 25.3, Marcia Fitzgerald (Atoms) 26.0, Chemise Smith (Fred'k) 26.0...w 0.0...first 4 to semis

**Semi-Final #1-Nickson** 24.6, Andrews 25.5, Seaton 25.5, Abare 25.6, Baugh 25.7, Morrison 25.7, Matthews 26.3, McReynolds 26.6...wind 2.2mph

**Semi-Final #2-Butler** 25.2, Pastel 25.3, Rebsamen 25.5, Watson 25.5, Green 25.6, Revere 25.8, Leatherman 26.0, Price 26.3...wind +4.4mph...first 4 to final.

**440 yard Dash** Late scratches eliminated the necessity for two qualifying rounds, but strong Debbie Pastel gave the impression she would have welcomed the extra work. In the first of her four gold medals (two relays included) the Sports International lass powered away from former age group phenoms YOLANDA RICH and TRUDI REBSAMEN, both of whom showed a return to the promise of their 12-13 years. Most of the top quarter-milers were in Austin or in other events.

440 yard Dash	
Debbie Pastel (Sports Internat'l)	55.4
Yolanda Rich (Los Angeles Jets)	55.8
Trudi Rebsamen (unattached, Ill)	56.1
Sherry James (Sports International)	56.2
Janis Vetter (Blue Ribbon TC, Oh)	56.6
Betty Deveson (Gateway TC, Ct)	56.6
Susan Vigil (Duke City Dashers)	56.8
Stephanie Vega (Atoms TC)	57.0
Melinda Revere (Santa Cruzers)	58.1

**Heat #1-Rich** 56.4, Vega 56.5, Deveson 57.4, Judy Johnson (LI) 58.3, Barbara Moore (Rialto Roadrunners, Ca) 58.6;

**Heat #2-James** 55.8, Rebsamen 56.4, Revere 57.4, Cheryl Roullier 58.0, Julie Lake (LI) 58.6, Ginger Lewis (Millbrae Lions) 59.1, Denise Johnson (NYP) 59.3;

**Heat #3-Pastel** 55.8, Vetter 55.8, Vigil 56.6, Robin Blaine (Atoms) 57.4, Karen Aleccia (Orange Coast Thunderbolts) 58.7, Candy Kauahi (Renegades, Haw) 59.5... first 3 in each heat advanced to final.

Girls interscholastic track is beginning to make a great impression on top quality track & field. Direct products of high school competition, such as sprint winner ANGEL DOYLE, were prominent in many events here.

The girls took advantage of the super facilities of Bakersfield Memorial Stadium (with the "cushioned" tartan track), the well directed meet under the guidance of Gil Bishop and Bob Covey and surprisingly cool (well it was in the 80's) weather.



MARY DECKER

**880 yard Run** With her main competitors not in the event, MARY DECKER ran her own private races, with a very rapid first 220 in her heat and a more evenly paced final. Though another internationalist, LYNN HOLLINS, held second, a bevy of talented half-milers were not far behind. Inexperienced Minnesotan CINDY SEIKKULA, as well as easterners JULIE WISE and JOHANNA FORMAN (the latter 14), were impressive in heats and/or final.

880 yard Run	
Mary Decker (Blue Angels, Ca)	2:07.5
Lynn Hollins (Rialto Roadrunners)	2:12.0
Kathy Haughey (S Jose Cindergals)	2:12.1
Johanna Forman (Falmouth TC, Mass)	2:12.6
Julie Wise (Cavalette, Md)	2:12.6
Donna Schellhous (Blue Angels)	2:13.5
Janis Vetter (Blue Ribbon TC)	2:20.5

**Heat #1-Decker** 2:07.8, Forman 2:13.2, Cindy Ashby (Albuquerque Olympettes, NM) 2:13.2, Cindy Seikkula (Track America, Minn) 2:13.6, Linda Goff (SRR) 2:14.9, Amy Thompson (LBC) 2:17.3, Roullier 2:18.8;

**Heat #2-Hollins** 2:12.8, Vetter 2:13.0, Schellhous 2:13.0, Joyce Anderson (LBC) 2:16.4, Linda Stecker (DCD) 2:16.4, Ann Slivkoff (SJC) 2:17.8, Carolyn McDonald (LJ) 2:18.2, Suzanne DeCuir (La Mirada Meteors, Ca) 2:18.5;

**Heat #3-Wise** 2:12.2, Haughey 2:12.9, Teresa Caudillo (LBC) 2:13.4, Alice Trumbly (umat, Ca) 2:13.8, Karen Aleccia 2:18.7...first 3 in each heat to final





LINDA BRODOCK & CHRIS SAKELARIOS

**One mile Run** ROBIN CAMPBELL, apparently saving something for two relay legs, was challenged in her heat and final. KATY SCHILLY, who helped open the way for the rapid development of girls interscholastic sports in New York state (and the nation) by challenging the rulings which would have prevented her from competing on her high school (boys) cross country team, made Campbell run in the final here. Lanky Robin and short-legged Katy led a field (including DOREEN ENNIS) in which all six placers were under 5:00, for the first time ever in this meet.

**One mile Run**

Robin Campbell (Sports Intern'l)	4:54.0
Kathy Schilly (Syracuse Chargers)	4:54.4
Kathy Costello (Orinda TC, Ca)	4:56.2
Doreen Ennis (Nutley TC, NJ)	4:56.8
Jamie Bowen (Lakewood Internat'l)	4:58.3
Carol Flournoy (So Cal Cheetahs)	4:58.6
Kathy Jewell (Long Beach Comets)	5:00.4

**Heat #1**-Campbell 4:56.8, Ronell Powell (SJC) 5:00.4, Lisa Hamity (W Suburban TC, Ill) 5:03.1, Marjorie Kaput (Phoenix TC, Arz) 5:06.1, Pam Allen (San Juan Striders, Ca) 5:13.2, Renay Wolfe (Redwood City Flyers, Ca) 5:13.3, Valerie Preston (SCC) 5:13.8, Joni Pagala (Ren) 5:14.5

**Heat #2**-Schilly 5:01.8, Bowen 5:01.9, Kathy Adams (Will's Spiketettes, Ca) 5:02.7, Kate Keyes (unat, Ca) 5:04.8, Molly O'Neill (Everett Chargers, Wash) 5:09.0, Kathy Estes (Flathead Valley TC, Mont) 5:09.0, Colleen McManus (SJC) 5:09.1, Paula Driscoll (unat, Colo) 5:09.2

**Heat #3**-Ennis 4:59.1, Flournoy 4:59.8, Debbie Johnson (RRR) 5:01.1, Melody Miller (W Sub) 5:05.4, Kathy Greer (LJ) 5:05.5, Estella Guina (SJC) 5:08.9, Marie Kastrop 5:14.4...first 3 to final.

**Two mile Run** New Mexico coaches told us to watch the girls AAU cross country champ, LYNN BJORKLUND, who trains with boys at 1 1/2 mile high Los Alamos. Setting a hot 5:07.4 pace for the first mile, Lynn quickly lost all pursuers except for MARLENE HAREWICZ, who earlier had run a brilliant 35:31 for 10000 meters. Marlene reluctantly gave way with a lap-and-a-half to go, while Lynn went on to log a second 5:07.4 mile, for a total time which smashed all previous girls records for the distance...pretty good work when you consider her second mile wasn't any better than the first one. No doubt Lynn could go well under 10:00 if necessary.

**Two mile Run**

Lynn Bjorklund (Duke C Dashers)	10:07.8
Marlene Harewicz (Mt Lebanon TC)	10:26.5
Marjorie Kaput (Phoenix TC)	10:47.9
Debbie Johnson (Rialto RR)	10:48.8
Kathy Adams (Will's Spiketettes)	10:49.1
Becky Wolfenbarger (SC Cheetahs)	10:51.1
Kathy Greer (La Jolla TC)	10:52.0

**100 meter Hurdles** SONJA HARDY left little doubt that she is the class of the nation's junior hurdlers, even at age 14. Though it took the first half of the race to establish her hurdling tempo, the Coloradoan virtually flew over the last three hurdles to become the fourth U.S. junior to better 14.0 for the "highs". Quick RHONDA BRADY, from Gary, Indiana proved to be much the the best of the rest.

**100 meter Hurdles/33"** (wind +0.895mph)

Sonya Hardy (Boulder Cinderbells)	13.9
Rhonda Brady (Mayor Hatcher YF)	14.3
Suzie White (Sports International)	14.5
Debi Kilhoffer (Peoria Pacettes)	14.6
Karen Meriweather (Gazelle TC, Wsh)	14.7
Yvonne Boone (Eastbay TC, Ca)	14.9
Kathie LaPorte (West Suburban TC)	15.0
Monica Williams (Dryades St YMCA TC)	15.2
Dana Collins (unattached, Ore)	15.4

**Heat #1**-Brady 14.7, White 14.8, Boone 15.1, Debbie Esser (Neb TC) 15.2, Rosalind Anderson (Frd'k) 15.3, Carmella Dunn (Neb TC) 16.2, Linda Hightower (SCC) 16.3...wind +3.8mph;

**Heat #2**-LaPorte 15.1, Collins 15.1, Williams 15.2, Nancy Shellenbarger (Gee Beez TC, Ca) 15.3, Gayle Butler 15.9, Glenda Malstead 16.2...wind +3.3mph;

**Heat #3**-Hardy 14.0, Kilhoffer 14.6, Meriweather 14.9, Nancy Kindig (Neb TC) 15.0, Lale Yurdakul (Kettering Striders, Oh) 16.2, Dana Davidson (Rancho Cordova Duster, Ca) 16.2...wind +2.9mph...first 3 in each heat advanced to finals.

**400 meter Hurdles** Very little progress was evident in the second year for this event. Last year's best 14-15, SUZY WHITE proved to be best, with her rough but effective style. Few hurdlers had consistent stride patterns, though many showed potential, such as SUE ROEHM (who was the victim of a clobbered hurdle in the final) and BETTY DEVESON who appeared to have more speed than the others.

**400 meter Hurdles/30"**

Susan White (Sports International)	63.0
Cathy Faughn (Fort Wayne PAL, Ind)	63.3
Laurie Gilliland (unattached, NM)	64.0
Carol Burkland (La Mirada Meteors)	64.2
Betty Deveson (Gateway TC)	64.5
Mary Lee Erickson (S Cal Cheetahs)	64.5
Beth Howell (La Jolla TC)	64.6
Carolyn Bing (San Jose Cinderghals)	64.8
Maggie Croghan (Kettering Striders)	66.7

**Heat #1**-White 63.6, Danette Wilson (BC) 65.0, Howell 65.4, Cynthia Snider (WSp) 65.4, Shelly South (Phx TC) 65.5;

**Heat #2**-Sue Roehm (MtL) 64.4, Faughn 65.0, Jill Gercovich (WSp) 66.0, Therese San Agustin (LBC) 66.3;

**Heat #3**-Gilliland 64.6, Deveson 64.9, Croghan 66.1, Johma Hansen (SJC) 67.3, Donna Argo (Albo) 67.8;

**Heat #4**-Bing 65.7, Amber Souza (WSp) 66.1, Burkland 66.2, Barb Ballinger (PP) 67.0, Susan Petrelli (BC) 67.6;

**Heat #5**-Erickson 65.3, Sheri Moore (PP) 66.6, Carol Addy (Ohio TC) 66.7, Vicki Amstutz (FWP) 66.7, Becky Spencer (Ind' la) 66.8, Lori Anderson (Salinas Valley TC, Ca) 66.9...first 4 to semi-finals.

**Semi-Final #1**-White 62.8, Deveson 63.9, Croghan 64.5, Souza 65.2, Moore 68.5;

**Semi-Final #2**-Faughn 63.9, Bing 64.8, Burkland 65.1, Snyder 65.2, Ballinger 67.0, Roehm 67.5, Gercovich 67.6;

**Semi-Final #3**-Howell 64.0, Erickson 64.0, Gilliland 64.0, Wilson 64.7, San Agustin 65.6...first 3 advance to final.

**One mile Walk** LINDA BRODOCK carried on the tradition of older sister Sue. She "walked off" with the title, assisted by style disqualifications of such standouts as New Yorker JOANNE SHIMA and northern California CHRIS SAKELARIOS, the latter expelled while battling for the lead on the final straightaway.

**One mile Walk**

Linda Brodock (Rialto RR)	7:50.9
Cindy Johnson (Blue Angels)	8:09.7
Sheila Thomsen (Oxnard TC, Ca)	8:15.4
Teri Teegarden (Blue Angels)	8:15.5
Joyce Wimer (Will's Spiketettes)	8:20.3
Debby Naybor	8:25.2

**High Jump** If there is a fault with the magnificent Bakersfield College facilities, it is the dim lighting on the infield. But even in the dark it was easy to tell that this was the best field of junior high jumpers ever assembled in the U.S. PAM SPENCER, who had cleared 6-0 in irregular competition in Montana, cleared a solid 5-8 and saved only third (on misses yet). Others were well below form. At least three 5-10 eligibles did not compete. Yet there were 11 jumpers over 5-4 and it took 5-6 to place in the the top six.

But when all was finished it was the flaming red-haired flopper JONI HUNTLEY who proved once again that she is the queen of American leapers, with a "just average" jump (for her) of 5-10.



### High Jump

Joni Huntley (Oregon TC)	5-10
Chris Remmling (La Jolla TC)	5- 8
Pam Spencer (Great Falls, Mont)	5- 8
Pam Blackburn (unattached, Ca)	5- 8
Kathy Hart (Duke City Dashers)	5- 6
Vera Schlosser (unattached, S Dak)	5- 6
Teri Seippel (Kettering Striders)	5- 4
Candise Zbieranek (La Mirada Met'rs)	tie 5-4
Anne Gilliland (unattached, N Mex)	5- 4
Becky Deetz (Skeeters TC, N Jer)	5- 4
Jean Baltz (Peoria Pacettes)	5- 4
Karen Krichko (unattached, Pa)	tie 5-2
Jill Towery (unattached, Ca)	tie 5-2

Other qualifier for final-Cindy Sandberg (SJC) made 5-2 in qualifying round

**Long Jump** While there were no spectacular "fireworks", this was the first time four U.S. girls had been over 19 feet in the same meet, without the aid of strong winds. DEIDRE WILSON, a smooth 16 year-old from Brooklyn, took an early lead and held off all challengers. Defending champ KIM SCHOFIELD struggled and even lost second to JODI ANDERSON, who had not bettered 17 feet in high school meets until May 25 but had a 19-7 in the same pit three weeks earlier. There was no qualifying round necessary and all but one of the finalists (injury hobbled ALICE WATSON) cleared 17 feet in the final.


### Long Jump (very little wind)

Deidre Wilson (New York PAL)	19-5½
Jodi Anderson (Premier TC)	19-3
Kim Schofield (Peoria Pacettes)	19-1½
Lale Yurdakul (Kettering Striders)	19-0
Toni Griffin (La Jolla TC)	18-8¼
Joey Smith (Everett Chargers)	18-8¼
Nancy Kindig (Nebraska TC)	18-6¼
Kim Moran (Los Angeles TC)	18-4
Peggy Liddick (Nebraska TC)	17-6½
Lisa Thomas (Colorado Pacers)	17-4½
Nancy Shellenbarger (Gee Beez TC)	17-2¼
Jeanne Kilhoffer (Peoria Pacettes)	17-2
Rachel Lewis (Galesburg Jaycees)	17-1¼

**Shot Put** Last year DEBRA HAYNES put 40-7 3/4 and was seventh. This year she improved 1/2 inch and won! With most of the nation's top high school putters not entered and three top AAU standouts in Austin, this was the weakest event of the meet. But it was the most cosmopolitan, with placers from Virginia to Hawaii...5000 miles apart.

### Shot Put (4 kilogram)

Debra Haynes (Fresno Elans)	40- 8¼
Fran Hoogestraat (Lennox TC)	40- 2½
Linn Polk (Farmington Fleetfooter)	39-10¼
Jackie Gordon (Sports Internat'l)	39- 7¼
Julie Cabrido (Renegades, Haw)	39- 4
Karen Marshall (Oregon TC)	38- 6½
Bea Hunt (Rialto Road Runners)	37-11
Kim Pyles (Sports International)	36- 5
Marie Garcia (Santa Cruzers)	35-10
Tina Talmadge (Gazelle TC, Wash)	35- 6



DEIDRE WILSON

**Discus Throw** On a still, warm evening, one of the best all-time age groupers in this event erased the AAU girls record from the books. In her final 14-17 meet, TERRI SABOL, who has been throwing near and over 150 feet all year, bested Linda Langford's five year-old meet and all-time record by a half a foot. Terri makes up for her just average size with the quickness of a dancer (which she is) and the strength of a weight trainer (which she is, also). Second was tall and lean JACKIE GORDON (who is also one of the top basketball players in Virginia high school circles) and DEBBIE STEPHENS, the best discus prospect from the Ohio valley in years. Any of the top four places could have represented the U.S. against the USSR had they chosen to qualify at Gainesville.

### Discus Throw (1.0 kilogram)

Terri Sabol (Los Angeles TC)	155- 6
Jackie Gordon (Sports Internat'l)	134- 1
Debbie Stephens (Kettering Str)	133- 1
Sara Bailey (Nebraska TC)	128- 2
Kim Pyles (Sports International)	122- 6
Fran Hoogestraat (Lennox TC)	122- 3
Bea Hunt (Rialto Road Runners)	121- 4
Julie Cart (Scottsdale TC, Arz)	116- 9
Nora Lee (La Jolla TC)	114- 8
Julie Hansen (Dragons TC)	113-10

Qualifying round-Sabol 150-5, Gordon 133-0, Stephens 128-10, Hoogestraat 126-6, Bailey 124-5, Hunt 121-6, Lee 118-0, Pyles 116-2, Cart 115-4, Cabrido 114-9, Hansen 112-0, Ginny Vines (OCT) 109-5.

**Javelin Throw** In her younger days NADINE BOWERS was a phenomenal age group distance runner with some of the best all-time marks with the baseball throw too. Though on the small side, she concentrated on the jav only this year with the resulting national championship. The top marks were not impressive, in an event dominated by westerners as usual, but most of the finalists were 14 or 15 years of age.

### Javelin Throw (600 gram)

Nadine Bowers (S Jose Cinder-gals)	154- 3
Lisa van Benthem (La Jolla TC)	148- 3
Connie Gassen (Crescenta-Cañada,Ca)	139-9
Marilyn White (Mesa TC, Ariz)	138- 8
Sonya Bennett (Gazelles TC, Wash)	137- 1
Betsy Hardaway (Los Angeles TC)	136-10
Kelly Fuiks (Cactus Wrens, Ariz)	133- 1
Linn Polk (Farmington Fl'tftrs,NM)	129-7
Raedean Rona (Blue Angels)	126- 1
Lorelei van Benthem (La Jolla TC)	123-10
Celeste Wilkinson (LC Zephyrs)	123- 8
Lynne van Benthem (La Jolla TC)	120- 2

Qualifying round-Bowers 146-4, Polk 143-4, Fuiks 135-9, Gassen 134-11, Rona 132-4, Lor. van Benthem 130-7, Li. van Benthem 130-1, Hardaway 127-7, White 126-11, Bennett 126-9, Wilkinson (Las Cruces Zephyrs, NM) 125-4, Ly. van Benthem 121-9.

**Relays** Only one of the four meet records (the 4x110) withstood the onslaught of hyper-quick baton squads. Though the winning teams were clearly dominant, battles for other places were uniformly tight. Sports International got two meet record wins, with Debbie Pastel and Robin Campbell duty (running four times each if you count heats). The SI mile relay averaged 56.4 per girl, while the winning Duke City Dasher two mile relay squad averaged 2:15.8 for each half-mile leg, as the first four teams smashed the old meet standard.

### 4 x 110 yard Relay

Berkeley TC (Nickson, Robinson, Viola Johnson, Paula Ng)	47.2
Peoria Pacettes	47.7
Millbrae Lions	47.9
New York PAL	47.9
M Hatcher YF	48.0
LB Comets	48.1
Fred'k T&FC	48.8

Heat #1-ML 47.7, Dry 48.5, SCC 48.7, SJC 49.7; Heat #2-Brk 47.2, PP 47.8, NYP 48.0, Lkwd Intl 49.0, Premier 49.0, Salinas 49.7; Heat #3-LBC 48.1, Frd 48.2, MHYF 48.3, Neb 48.7, GBees 49.0...first 3 teams in each heat qualified for final

### 880 yd Medley Relay (220-110-110-440)

Sports International (Pastel, James, Kathy Tysinski, Campbell)	1:43.2
Nebraska TC	1:44.0
Dryades	1:44.3
Peoria Pac	1:45.5
Lkwd Intl	1:45.7
Frederick	1:46.4
SJ Cinder'g	1:47.5

Heat #1-SI 1:44.1, PP 1:46.2, Frd 1:46.6, Blue Ribbon 1:47.3, NYP 1:48.0, Premier 1:48.5; Heat #2-Neb 1:45.0, LI 1:45.9, Brk 1:46.5, L Ang TC 1:48.3, Gazelle 1:48.8; Heat #3-Dry 1:46.8, SJC 1:47.7, Atoms 1:47.7...first 3 qualify to final.

### 4 x 440 yard Relay

Sports International (White, Pastel, James, Campbell)	3:45.3
Atoms TC	3:48.4
Peoria Pac	3:49.3
Orinda TC	3:52.3
SJ Cinder-gals	3:52.5
SC Cheetahs	3:52.5
Nebraska TC	3:52.7
Renegades	3:56.0

Heat #1-SI 3:52.3, PP 3:53.8, SJC 3:56.5, Heat #2-Atoms 3:52.9, RRR 3:56.5, SCC 3:57.2, LATC 3:58.2, Dry 4:00.2; Heat #3-Neb 3:55.1, Ori 3:55.6, Ren 3:56.5, LMM 4:01.6, Alb01 4:02.3...first 3 qualify.

### 4 x 880 yard Relay

Duke City Dashers (Stephanie McDade, Stecker, Amy Lucero, Vigil)	9:03.0
SJ Cinder-gals	9:07.7
Kettering Str	9:13.3
W Suburban TC	9:15.0
Millbrae L	9:16.5
LB Comets	9:19.8
S Juan Str	9:22.6





# 1974 RRCA BOYS / GIRLS NATIONAL POSTAL MILE RUNS

The fourth Annual RRCA National Postal Mile for Boys and Girls under 15 years of age, is rapidly becoming one of the more popular event of the year. In 1971, it started with two sites, increasing to six last year. 1974 saw thirteen sites reporting from most parts of the country, giving us a representative sampling of this nation's distance aces. It almost went International, with Iran requesting a site, but failing to file a report on time.

Close to 1500 athletes took part this year, with established site Fort Meade, MD, drawing over 600 youngsters, and very new St. Petersburg a mere 9 kids.

## Boys 9-Under Division

A new face on the scene (at least as far as we are concerned) KARL RIVERS, from the Morris Estates TC, took the title with 5:29.9 against very stiff competition on the Fort Meade Site, which dominated this division, taking seven of the ten top places.

Site winners JOHN LATTING (Pleasant Hill TC), RODNEY WILLIAMS (Detroit Striders) and ANDREW WILLS of Tallahassee, FL. were the youngsters who were able to stop the rout.

JOE O'CONNOR, from Cranford, NJ was the best 8 year-old at 5:42, 4th best all-time age-8 mark and good enough for 7th place in the combined standings in this division.

191 Bantams finished with 24 teams competing.

### COMBINED STANDINGS (up to 87th place):

5130	RIVERS, KARL	MORRIS ESTATES	FT.
5131	PERKINS, DAN	GOLDEN TORCH	FT.
5132	SHEPPERD, JOE	LAUREL	FT.
5133	LATTING, JOHN	PLEASANT HILL	BA
5136	TAYLOR, BRADLEY	CYO	FT.
5140	WILLIAMS, RODNEY	DETROIT STR	SA
5142	O'CONNOR, J.	CRANFORD REC	FT.
5145	HUBER, JIM	LAUREL	FT.
5145	MANNING, TIM	NEW YORK RR	FT.
5145	WILLS, ANDREW	TALLAHASSEE	GA.

## GIRLS 9-Under Division

KIM GALLAGHER made her 9-under "swan song" a good one, with a 5:34.7 win in this division. Her Ambler OC (PA) team needed her time badly to edge the Scioto TC (OH) for second place in the standing (18:05 to 18:09)

The Roseville Gazelles (CA) took the team title with complete ease, led by SUE MARTINEZ, who placed second in the Combined Standings, one tenth in front of Ohio's LAURA CRAVEN (5:40.6 to 5:50.7).

First 8 year-old was fourth placer DAVIDA JACKSON (DC, CYO).

JULI WILLARD (So. Oregon Sizzlers) was the top 7 year-old at 6:32.

144 finishers and 18 teams saw action in this division.

### COMBINED STANDINGS (up to 86th place):

5135	GALLAGHER, KIM	AMBLER	FT.
5141	MARTINEZ, SUE	ROSEVILLE GZLS	AL.
5141	CRAVEN, LAURA	SCIO TO TC	CI.
5145	JACKSON, DAVIDA	DC CYO	FT.
5145	DANDURAN, PACHEL	SCIO TO TC	CI.
5146	FULLER, JEANIE	SAN JUAN STR	BA.
5152	DAVIS, DENISE	PADUKIES	FT.
5158	BRASWELL, DIANA	ROSEVILLE GZLS	AL.
610	GRAHAM, SHERRI	ROANCKE	FT.
610	BURTON, BRENAE	DETROIT STR	SA.
610	STOILOFF, DOREEN	RIALTO RR	BA.

A great innovation was the programming of the combined standings by computer. KEN YOUNG, from Boulder, Colorado, was the man in charge and did just a tremendous job tabulating all the entries to the very last boy and girl.

Speaking, we are sure, for all participants, we would like to express our gratitude to KEN YOUNG for his time and effort. We also want to thank TERRY PINTO and NELSON LYLES for their fine photography. Last, but not least, we wish to commend Dr. GABE MIRKIN and his associates for their tireless devotion to make this event the success that it is. Until next year.

KEY TO SITES: AL = Aloha, OR; BA = Bakersfield, CA; CI = Cincinnati, OH; FT = Fort Meade, MD; GA = Gainesville, FL; HO = Hollywood, FL; HOU = Houston, TX; NA = Nashville, TN; PI = Pittsburgh, PA; SA = Saginaw, MI; ST = St. Petersburg, FL; TR = Troy, AL;

5147	LUX, STEVE	PLEASANT HILL	BA
5150	BEHNKE, KEVIN	SAGINAW TC	SA
5151	CATALNELLO, E.M.	CRANFORD REC	FT.
5151	MCGORTY, KEVIN	NEW YORK RR	FT.
5152	PORTER, JAY	MOUND TC	CI.
5154	RUFF, JOE	BLOOMINGTON TC	CI.
5154	NABORS, CHRIS	MT LEBANON TC	PI.
5156	CALL, BERNARD	SAGINAW TC	SA.
5156	SLATON, KEVIN	MOUND TC	CI.
5156	GERBINE, ANTHONY	NEW HYCE PK	FT.
5156	CAVANAUGH, MIKE	VIRGINIANS	FT.
5156	DI TOMMASO, MICHAEL	NEW YORK RR	FT.
5157	GIBBONS, T.	CRANFORD REC	FT.
5158	ALEXANDER, REGINALD	MODEL CITIES	FT.
5159	CORY, STEVE	BLOOMINGTON TC	CI.
610	PATTERSON, KEVIN	HUNTINGN BCH BC	BA.
610	BARRAS, STEPHEN	COLLEGE VIEW	TR.
612	BEASLEY, JONATHAN	INDIANA STRORS	CI.
615	WARD, ROBBY	LAUREL	FT.
616	FREDETTE, ROCH	ST PETERS TC	CI.
618	MURRAY, STEVEN		FT.
619	FENNESSY, SEAN	PORTLAND TK	AL.
619	LARSON, JOHN	NEW CARROLLTON	FT.
619	MCKILLOP, TOM	PORTLAND TK	AL.
6110	DAZEY, DANNY	DADS, CLUB Y	HO.
6110	KYBALL, TIM	PLEASANT HILL	BA.
6111	MUELLERS, KENNETH	VALLEY STREAM	FT.
6111	VASQUEZ, RICHARD	SALINAS VLY TC	BA.
6113	HAGAN, TERRANCE	NEW HYCE PK	FT.
6113	ZOLET, MORRY	RANDALLSTOWN	FT.
6113	CARROLL, MATHEW	NEW CARROLLTON	FT.
6115	UNNERSTALL, CHRIS	LAUREL	FT.
6115	GERENY, JOHN	RANDALLSTOWN	FT.
6115	FORNATORA, JAMES	DC CYO	FT.
6116	MARTINEZ, JOHN		FT.
5116	STEEN, TOM	MT LEBANON AA	PI.
5116	CONSTABLE, JESSE	ATLANTA	GA.
6117	DOLLINS, PAT	SALINAS VLY TC	BA.
6118	WILSON, HENRY	CYO	FT.
6118	PANEL, CHRIS	ALIEF TC	HO.
6119	ARCTER, CRAIG	NEW HYCE PK	FT.
6119	FOY, CHRIS	COLLEGE PT	FT.
6119	JARRETT, MARY	SALINAS VLY TC	BA.
6120	WRENN, JOHN	PORTLAND TK	AL.
6121	GILBERT, ROB	PORTLAND TK	AL.
6121	CRANFORD, LEONARD	COLLEGE PT	FT.
6122	SMITH, CHRISTOPHER	DETROIT STR	SA
6123	LIFSOMB, MALCOLM	DETROIT STR	SA
6124	SARACCO, JOHN	NEW HYCE PK	FT.
6124	BARTHOLEMEW, WILLIAM	VALLEY STREAM	FT.
6125	GOLDEN, TODD	RANDALLSTOWN	FT.
6125	ROLLSTON, TIM	LAUREL	FT.
6125	WILS, MIKE	ALIEF TC	HO.
6128	BEHNKE, BRIAN	SAGINAW TC	SA.
6129	KENNEDY, EDWARD	NEW HYCE PK	FT.
6129	TIMMS, GARY JAMES	HUGHES AIR FLYR	AL.
6129	HOFFMAN, JIM	CYC	FT.
6129	ATHEY, PAT	LAUREL	FT.
6130	KAETHON, MARK	SCIO TO TC	CI.
6130	WILKANE, DANIEL	VALLEY STREAM	FT.
6130	DAMES, BRIAN	LAUREL	FT.
6130	NEWMAN, DAVID	SAGINAW TC	SA.
6131	PERRY, JIM	DAVISON TC	SA.
6132	PAUL, TIMOTHY		AL.
6132	RUKAMP, SCOTT	MOUND TC	CI.
6134	LAUGHLIN, JAMES		FT.
6134	FORD, WILLIAM		FT.
6135	JATHRELL, GORDY	MATAHANGU MILLERS	BA.
6135	LATTING, PEARL	DADS, CLUB Y	HO.
6135	RESCORLA, JOHN	DADS, CLUB Y	HO.
6135	STATA, RICHARD	NEW HYCE PK	FT.
6137	RICH, MARK	MOUND TC	CI.
6138	LECATO, JEPARD	RANDALLSTOWN	FT.
6138	BRADLEY, SCOTT	LINTHICUM	FT.
6139	CAMP, PAUL		HO.
6139	CARFAGNE, JIMMY	NEW HYCE PK	FT.
6139	TYNES, GERTICE	FT LAUCERDALE TC	HO.

### TEAM STANDINGS

1	17:22	LAUREL
2	17:30	CRANFORD REC
3	17:32	PLEASANT HILL
	17:32	NEW YORK RR
5	18:14	SAGINAW TC
6	18:20	MOUND TC
7	18:23	CYO
8	18:25	DETROIT STR
9	18:28	NEW HYCE PK
10	18:33	BLOOMINGTON TC
11	18:38	PORTLAND TK
12	18:47	SALINAS VLY TC

6148	HAMILTON, LESLI	ALIEF TC	HO.
6153	RAINER, BARBARA	COLLEGE PT	FT.
6154	VICKERY, ASHLEY	TRCY TC	TR.
6156	BRIGLIA, TPACY LEE	DORMONT TC	PI.
6158	COTTER, JEANNE	LAUREL	FT.
6158	CADE, PHOEBE	PLUMBUS PEDIS TC	GA.
6159	KENNEDY, DEBRA	NEW HYCE PK	FT.
710	HOAGBEPG, JESSICA	LAUREL	FT.
711	SULLIVAN, TANYA	ALIEF TC	HO.
711	KIM, GRETA	LAUREL	FT.
712	BUNNER, ERIN	SCIO TO TC	CI.
713	STEPHENSON, BETSY	MOUND TC	CI.
713	HILLER, LAURA	MT LEBANON TC	PI.
714	RHODES, SUE	FLEET FEET	SA.
714	COE, STEPHANIE	SUS OLYMPIANNES	SA.
715	BRIDGES, AMBER	LAUREL	FT.
719	SCHENCK, SHELLY	MOUND TC	CI.
719	CHITTICK, JILL	FLEET FEET	SA.
7110	GILL, ROBIN	MODEL CITIES	FT.
7111	MCCORTY, PATRICIA	NEW HYCE PK	FT.
7112	O TOOLE, KIERNAN	VALLEY STREAM	FT.
7114	COX, KELLY	FLEET FEET	SA.
7115	ARMALIN, CAROLYN	FT LAUCERDALE TC	HO.
7116	WHITE, REKA	LINTHICUM	FT.
7117	SCHULTZ, CARRIE	SUS OLYMPIANNES	SA.
7118	CARPENTER, GEORGIA	SALINAS VLY TC	BA.
7119	LUNDER, JEANNIE	ROSEVILLE GZLS	AL.
7120	FAYA, SHARON		FT.
7120	DIMENT, LINDA	HAWKEYE STR	SA.
7120	HOFFMEISTER, JULIE	NSHVL WHIPPETS	NA.

### TEAM STANDINGS

1	17:43	ROSEVILLE GZLS
2	18:05	AMBLER
3	18:09	SCIO TO TC
4	18:42	PADUKIES
5	19:13	DORMONT TC
6	19:27	FLEET FEET
7	19:57	LINTHICUM
8	20:01	ALIEF TC
9	20:13	PLUMBUS PEDIS TC
10	20:30	NEW HYCE PK
11	20:54	MOUND TC
12	20:59	LAUREL





(From left to right)

LESTER LYLES, D.C. CYO  
ROSE RICHARDSON, Padukies, PA  
KARL RIVERS, Morris Estates, PA  
ROSEVILLE GAZELLES (CA) Team

## Boys 10-11 Division

Big and strong LESTER LYLES led his Washington, DC CYO team of GENE MIRKIN and REGGIE DEES to a smashing team victory in this group.

JOHN ALEXANDER, from Fort Lauderdale, Florida, with a great solo run on this site, was able to break up a 1-2 DC CYO sweep. His 10 year-old brother ELDRIDGE will be a threat next year running 5:27.

Last year's 9 & Under Athlete of the year CRAIG HALL, from Maryland, was the outstanding 10 year-old in this division with a fine 5:24.

A total of 221 athletes and 28 teams took part in the competition.

### COMBINED STANDINGS (up to 100th place):

51 6	LYLES,LESTEP	DC CYO	FT.
51 9	ALEXANDER,JOHN	FT LAUCERDALE TC	HCI
51 9	MIRKIN,GENE	DC CYO	FT.
51 12	KANTER,JOHN	MIRAMAR STR TC	HO
51 13	BURKE,STEVE	SALINAS VLY TC	BA
51 15	SHERWIN,CHRIS	SPCRS INTL	FT
51 17	BARTSCH,CRAIG	CRANFORD REC	FT
51 17	COOK,RAY	RIALTO RR	BA
51 19	DEES,REGGIE	DC CYO	FT.
51 21	VANDERSTE,PAUL	BLOOMINGTON TC	CI
51 21	BERGMANN,DOUG	PORTLAND TK	AL

51 22	GARDINER,JAMES	NEW YORK RR	FT.
51 22	SCATTINI,JIM	SALINAS VLY TC	BA
51 24	MCCRACKEN,MIKE	NCH TC	CI
51 24	HALL,CRAIG	SPORTS INTL	FT
51 25	HULL,BILL	AL	FT.
51 27	JACKSON,CHARLES	DC CYO	FT.
51 27	ALEXANDER,ELDRIDGE	FT LAUCERDALE TC	HCI
51 29	EDMUNDSON,KEVIN	VIRGINIANS	FT.
51 30	FREDETTE,A.J.	ST PETERS TC	CI
51 30	KRAUSE,TOM	PLEASANT HILL	BA
51 31	CAREY,CHRIS	B BRAVES	FT.
51 31	HUGHES,JOHN	PHIL MCOEL CTY	FT.
51 33	RABING,GORDON	PORTLAND TK	AL
51 34	GOOD,TEO	SPCRS INTL	FT.
51 34	WASHINGTON,THOMAS	PHIL MCOEL CTY	FT.
51 35	WASSON,ROBERT	NEW YORK RR	FT.
51 35	SMAJSTRLA,CRAIG	HC	FT.
51 35	WEIN,JOHN	NEW HYCE PK	FT.
51 33	HUGHES,TOOD	PHIL MCOEL CTY	FT.
51 36	WILTISON,TOM	LAUREL	FT.
51 36	MAGRI,JOSEPH	NEW HYCE PK	FT.
51 37	SCHARCHBURG,RICK	SA	FT.
51 37	VARAMMEN,S.	CRANFORD REC	FT.
51 37	MCCLENDON,LOUIS	DETROIT STR	SA
51 38	PORTER,PHILLIP	DETROIT STR	SA
51 38	BURTON,SLCAN	NSHVL WHIPPETS	NA
51 38	THOMAS,FREDERICK	DETROIT STR	SA
51 38	SHIELDS,ERIC	BLOOMINGTON TC	CI
51 39	RYERSON,ROB	LAUREL	FT.
51 39	CARPENTER,STAN	BLOOMINGTON TC	CI
51 41	ZEMATTIS,JAMES	HOWELL HARRIERS	SA
51 41	BRUGH,JOE	ROANCKE VALLEY	FT.
51 41	MARKS,BOBBY	CAVALIERS	FT.
51 42	MARTEN,JOHN	VIRGINIANS	FT.
51 42	VASQUEZ,GEORGE	SALINAS VLY TC	BA
51 43	ATHEY,CHRIS	LAUREL	FT.
51 44	STEIN,MARK	ALIEF TC	HO.
51 44	DENCI,M.	CRANFORD REC	FT.
51 45	FRANKLIN,ANTHONY	MODEL CITIES	FT.
51 45	PAYNE,ED	MODEL CITIES	FT.
51 45	BREWER,BRITT	SALINAS VLY TC	BA
51 46	RAY,TOM	PORTLAND TK	AL
51 46	AKRLESS,CLAY	PORTLAND TK	AL
51 46	MILLER,HAROLD	VALLEY STREAM	FT.
51 46	MEADE,STEVE	RIALTO RR	BA
51 46	MEYANBERG,RANDY	SALINAS VLY TC	BA
51 46	BURNS,KEVIN	BRANDON	GA
51 47	WILLARD,BOB	SO OREGON SZLRS	AL
51 47	INTILE,DANIEL	CYC	FT
51 47	CORBIN,STEVE	NEW YORK RR	FT
51 48	OLIVER,KEITH	VALLEY STREAM	FT

51 49	PHILLIPS,WILLIAM	MODEL CITIES	FT
51 49	VILLA,PAUL	NEW HYCE PK	FT
51 49	KRIFA,JOHN	NEW HYCE PK	FT
51 49	HENEHAN,JOSEPH	NEW HYCE PK	FT
51 50	D ZUPO,C.	CRANFORD REC	FT
51 50	ARMSTRONG,BPAD	GRAND ELANC	SA
51 51	OLSON,JIMMY	MT LEPANON TC	PI
51 52	LUCAS,BOBBY	ALIEF TC	HO
51 52	GAUTHIER,DANIEL	AL	FT.
51 52	GEISLER,RONALD	NEW YORK RR	FT
51 52	QUINN,JAMES	SRL	FT
51 53	DICKEY,DAVID	CYC	FT
51 53	ALSTON,HERBERT	CYC	FT
51 54	SHEMAKE,JERE	FENNINGTON	NA
51 54	MCCARTHY,TOM	NEW YORK RR	FT
51 55	LOMBARDO,GUISEPP	NEW HYCE PK	FT
51 55	ALEXANDER,CARLOS	MODEL CITIES	FT
51 55	DUGAN,PATRICK	SRL	FT
51 56	NOBLE,ROBERT	SRL	FT
51 57	CHILDS,ROBERT	LINTHICUM	FT
51 57	HILL,GEORGE	CYC	FT
51 58	O'SHEA,RANDY	HARRISBURG TK	AL
51 58	INTERLANDI,JOSEPH	CYC	FT
51 58	WITZKI,FRANK	SA	FT.
51 58	JONES,MARK	FENNINGTON	NA
51 59	CANBY,JAMES	RANDALLSTCWN	FT
61 0	LUCAS,SCOTT	ALIEF TC	HO
61 0	MARTINEZ,CARLOS	FT	FT.
61 0	KESTEVEN,PRETT	CYC	FT
61 0	WEDEL,JERRY	WASCO WILDKATS	BA
61 1	D ANGELO,MICHAEL	VALLEY STREAM	FT
61 2	YOUNG,DAVID	CADSF CLUB Y	HO
61 2	LINOSTROM,DEAN	AL	FT.
61 2	MCMAHAN,KEN	ST PATRICK	FT
61 2	WIKANE,CHRIS	VALLEY STREAM	FT
61 2	MCKILLOP,JAMES	VALLEY STREAM	FT
61 2	BALDWIN,BRUCE	NOJAVE	BA
61 2	THOMAS,JOHN	MIRAMAR STR TC	HO

### TEAM STANDINGS

1	15134	DC CYO
2	16113	SPORTS INTL
3	16117	SALINAS VLY TC
4	16138	CRANFORD REC
5	16138	BLOOMINGTON TC
6	16140	PORTLAND TK
7	16140	PHIL MCOEL CTY
8	16144	NEW YORK RR
9	16153	DETROIT STR
10	16158	LAUREL

## GIRLS 10-11 Division

Bakersfield produced the top individual, MARI GIBBS (5:22.3) and team, Rialto Road Runners who had five runners in the top twelve.

Runner-up ROSE RICHARDSON led her Padukies team to a second place position.

The third place team, Detroit Striders, was led by the outstanding 10 year-old MICHELLE SMARTT.

The top ten year-old was CAROL LANTRY, now residing in Northern California, whose 5:33 performance was good for 4th place in the standings.

This division had the biggest girls field with 167 runners and 24 teams.

### COMBINED STANDINGS (up to 75th place):

51 22	GIBBS,MARI	LAKEWOOD INT	BA
51 32	RICHARDSON,ROSE	PADUKIES	FT
51 32	SCHMIDT,MARISA	AMBLER	FT
51 33	LANTRY,CAROL	ARROW TC	BA
51 33	CONWAY,CINDY	CHEETAHS TK	AL
51 35	RUDERMAN,CIMI	RIALTO RR	BA
51 35	TAYLOR,SHELA	DETROIT STR	SA
51 39	COOK,WICKIE	RIALTO RR	BA
51 39	SMARTT,MICHELLE	DETROIT STR	SA

51 40	GRANT,TRACY	DC CYO	FT.
51 40	HOLLINS,TERPI	RIALTO RR	BA
51 41	JOHNSON,ANGELA	RIALTO RR	BA
51 41	MCELROY,KELLY	RIALTO RR	BA
51 44	TROTTIE,WANDA	PADUKIES	FT
51 48	SCHAFFER,LORI	MID MICHIGAN TC	SA
51 50	RICHARDSON,TANYA	PADUKIES	FT.
51 50	CHOY,TIFFANY	SALINAS VLY TC	BA
51 50	HATFIELD,SHARON	BLUE ANGELS	BA
51 53	WASKON,LENELL	RIALTO RR	BA
51 54	MCKINNEY,SHERRY	MODEL CITIES	FT.
51 54	FISHER,VAL	PADUKIES	FT
51 55	KORNBEPPER,LEE	LONG ISL GLDN SP	FT
51 55	GILKESON,RUNNY	DORMONT TC	PI
51 56	QUINN,LAURA	LONG ISL GLDN SP	FT.
51 56	BRYANT,KATHY	BLUE ANGELS	BA
51 57	DELORE,CHERYL	DC CYO	FT
51 58	GRAY,DONNA	DETROIT STR	SA
51 58	COBB,PAULA	RIALTO RR	BA
51 58	BAKER,SHERRA	ROSEVILLE GZLS	AL
51 59	TAIT,GINA	CHEETAHS TK	AL
51 59	DURAN,JUSTANNE	ROSEVILLE GZLS	AL
51 59	PILGRIM,KAREN	LINTHICUM	FT
51 59	SKELLY,KAYLA	FLEET FEET	SA
61 0	COTNER,SUSAN	SCIOTO TC	CI
61 0	BRWN,FARAH	RICHMOND-PERR TC	HO
61 1	WOOD,JOANNE	NO COLLEGE HL TC	CI
61 2	HUBBARD,MARCIA	CHEETAHS TK	FT.
61 2	JOHNSON,SUE	JETS	FT.
61 2	HARMS,DIANE	MATURANGO MILERS	BA
61 3	STEMPLER,MARION	SPCRS INTL	FT
61 3	RENNER,LISA	NO COLLEGE HL TC	CI
61 4	SHAFFER,ROBIN	DC CYO	FT.
61 4	BYRD,APLENE	RICHMOND-PERR TC	HO
61 5	DOLAN,ANN	LONG ISL GLDN SP	FT.
61 6	DISABATO,DANA	SCIOTO TC	CI
61 6	LEAL,EMMA	LONG ISL GLDN SP	FT.
61 6	BERRY,ANNE	FLEET FEET	SA
61 6	BIGHAM,LCRI	RIALTO RR	BA
61 7	GORNBERG,DIANE	RIALTO RR	BA
61 9	HINOJOSA,HILDA	ROSEVILLE GZLS	AL

61 9	MURPHY,WILLY	DORMONT TC	PI
61 9	DISSEN,HOLLY	DORMONT TC	PI
61 10	SAHL,KRISTIN	ROSEVILLE GZLS	AL
61 10	MELVIN,TRACY	BLUE ANGELS	BA
61 10	HORSTMAN,CHRIS	ST PETERS TC	CI
61 11	HAFAN,ANN	NEW HYCE PK	FT
61 12	SONNENBERG,VA	NEW HYCE PK	FT
61 12	ZICH,CYNTHIA	DC CYO	FT
61 12	CHILDS,AMY	LINTHICUM	FT
61 12	DAHMANADINE	KETTERING STDRS	CI
61 13	GARCIA,PATTY	RIALTO RR	BA
61 15	THURSTON,NANCY	FLEET FEET	SA
61 15	JOHNSON,ANDREA	RIALTO RR	BA
61 15	WALLACE,SANDY	MT LEBANON TC	PI
61 16	DORSEY,FRAN	MOTCR CITY	SA
61 17	WARGO,DANA	DC CYO	FT.
61 18	ACKER,SUSAN	ALIEF TC	HO
61 18	ACKER,RHONDA	ALIEF TC	HO
61 18	FLCWRNS,BECKY	NSHVL WHIPPETS	NA
61 19	MIRKEN,JAN	SPCRS INTL	FT.
61 19	STETCH,DORIEA	LONG ISL GLDN SP	FT.
61 19	TAYLOR,DEBRA	FT LAUCERDALE TC	HO
61 20	YANIK,LEE ANN	LIPKE TC	SA
61 23	GRJOLVA,SHERI	SALINAS VLY TC	BA



### TEAM STANDINGS

1	16154	RIALTO RR
2	171 6	PADUKIES
3	171 15	DETROIT STR
4	171 36	CHEETAHS TK
5	171 41	DC CYO
6	171 56	BLUE ANGELS
7	171 56	LONG ISL GLDN SP
8	181 6	ROSEVILLE GZLS
9	181 13	DORMONT TC
10	181 20	FLEET FEET
11	181 35	LINTHICUM
12	181 42	SCIOTO TC
13	181 49	NO COLLEGE HL TC



(Left to Right)

MICHAEL DIMENT  
BARON GOFF  
DEANNA COLEMAN  
BURT SHIRLEY



## BOYS 12-13 Division

In our estimation this division produced the outstanding performance of the boy's competition.

MICHAEL DIMENT, making one of his rare outings from his home state of Iowa, took the division title in a fantastic 4:38.5, becoming the first official 13 year-old to break the 4:40 barrier.

BARON GOFF of New York, almost accomplished the same feat (computer time of 4:40).

In the absence of Chuck Assumma, smooth running BURT SHIRLEY (4:43.6) took over the reign of No.1 miler in California, with BOB ARKES holding the same distinction in Oregon.

Best 12 year-old was highly promising NATHAN OLIVAS, from Salinas, CA, whose mark of 4:47.9 is an Age-12 all-time Best Performance.

Most successful division with 227 athletes and 30 teams participating.

COMBINED STANDINGS (up to 93rd place):

4:39	DIMENT, MICHAEL	HAWKEYE STR	SA
4:40	GOFF, BARON	NEW YORK RR	FT
4:44	SHIRLEY, BURT	EAST VLY TROJAN	BA
4:46	ARKES, BOB, JR	PORTLAND TK	AL
4:47	PHARR, BRIAN	MORRIS ESTATES	FT
4:47	MOORE, RICHARD	NEW YORK RR	FT
4:47	ASSUMMA, FRANK	RIALTO RR	BA
4:47	OLIVAS, NATHAN	SALINAS VLY TC	BA
4:49	CARACCIOLI, JOHN	CSWEGO	FT
4:49	BERGMANN, MIKE	PORTLAND TK	AL

4:53	CHANEY, PHIL	PLEASANT HILL	BA
4:53	SHIRLEY, PHIL	EAST VLY TROJANS	BA
4:55	SHACKELFORD, ROBBY	MIRAMAR STR TC	HC
4:55	MURPHY, BOB	CRANFORD REC	FT
4:55	ROLL, BOB	PLEASANT HILL	BA
4:56	JOHNSON, LYNDON		SA
4:56	DAHM, SCOTT	KETTERING STRDRS	CI
4:56	RHODES, TOM	MT LERANON TC	PI
4:57	DAHM, SCOTT	KETTERING STR	PI
4:59	GALLAGHER, ED	NEW YORK RR	FT
5:1	BRIDGMAN, CHUCK	ST PETERS TC	CI
5:1	DAGG, MARK	PORTLAND TK	AL
5:1	PODSADECKI, DAVE		SA
5:1	FOSTER, BRANT	TALLAHASSE	GA
5:2	SINGER, JOHN	SAGINAW TC	SA
5:2	HUGHES, STAN	MATURANGO MILERS	BA
5:3	DURNING, BOB	CRANFORD REC	FT
5:4	LYLES, NELSON	DC CYO	FT
5:4	NOEL, TOM	DC CYO	FT
5:5	VALERGA, JOHN	PLEASANT HILL	BA
5:6	HOGAN, VIN	NY CYO	FT
5:6	EDDY, RAY	SAN JUAN STR	BA
5:6	KODIE, BOB	SAN JUAN STR	BA
5:7	GIBBONS, R.	CRANFORD REC	FT
5:7	WATKINS, CARL	MODEL CITIES	FT
5:8	FEDERMAN, DAVE	PORTLAND TK	AL
5:8	SMITH, CLAY	GOOLSBY STRDRS	CI
5:8	SUCHOSKI, PAUL	NEW CARROLLTON	FT
5:8	COUCH, LYNN	SOUTHERN OREGON	BA
5:9	JOHNSON, TOM	PORTLAND TK	AL
5:9	HESS, JEFF	PORTLAND TK	AL
5:10	MCMILLAN, MTK	PORTLAND TK	AL
5:10	KOUBA, CHRIS	LAUREL	LAUREL
5:10	TROUT, BRUCE	LAUREL	LAUREL
5:10	COTTER, GEORGE	CHIPPEWA STR	SA
5:11	WYNN, ANDRE	SCIOTO TC	CI
5:11	WALLACE, JOHN		FT
5:12	MCCARTHY, MIKE		FT
5:13	O'CONNOR, BOB	CRANFORD REC	FT
5:13	LIGHT, JOHN	COLERAIN STRDRS	CI
5:14	CARRASCO, HENRY	PCFARLAND	BA
5:14	GILL, DARRYL	NEW YORK RR	FT
5:14	WILLIAMS, TOM	SAN JUAN STR	BA
5:14	LYCNS, DON	OSWEGO	FT
5:15	GEISLER, LEE	NEW YORK RR	FT
5:15	ROBBINS, BRIAN	EAST VLY TROJANS	BA
5:16	MCMURRAY, RICH		FT
5:18	DURNING, PETER		FT
5:18	OVEIDO, JIM	TOWSON YMCA	FT
5:18	REYNOLDS, KEVIN	PLEASANT HILL	BA
5:19	NICHOLSEN, CHRIS		BA
5:20	WILLS, ROBERT		FT
5:20	AMESELLE, DAVYD		BA
5:21	ROCHE, SEAN		FT
5:21	BELTRAN, GUSTAVO		BA
5:21	CASPER, BILLY		BA
5:21	BEASLEY, DARRYL		HC
5:22	HARRAR, BILL		FT
5:23	FREDETTE, RAY		CI
5:23	BEASLEY, SCOTT		CI
5:24	LARNER, COLE		AL
5:24	O'TOOLE, TIM		FT
5:25	KING, TIM		CI
5:25	WADLINGTON, VAN		NA
5:25	HOPKINS, BLAIR		CI
5:26	RITCHEY, TIM		BA
5:26	RANCHO, PAUL		BA
5:27	D'ANGELO, BILL		FT
5:27	HARDEN, DENNIS		SA
5:27	WAMLEY, STEVE		HO
5:28	GRODS, ERIC		HO
5:28	WOODLEY, ROBERT		NA
5:28	PHARR, DAVID		CI
5:28	PRIVITZE, ED		FT
5:28	BENNETT, FRANK		FT
5:28	KNCX, TODD		SA
5:28	GREGORY, PETER		BA
5:29	MUELLERS, PETE		HO
5:30	O'TOOLE, PAUL		FT
5:30	COOKE, FRANCOIS		FT
5:30	BONDS, MIKE		FT
5:30	DERRYBERRY, DOUG		BA
5:30	VAN ERT, JAY		NA
5:30		DADS# CLUB Y	HC

## TEAM STANDINGS

1	14:26	NEW YORK RR
2	14:36	PORTLAND TK
3	14:53	PLEASANT HILL
4	15:05	CRANFORD REC
5	15:26	SAN JUAN STR
6	15:34	EAST VLY TROJANS
7	15:59	MATURANGO MILERS
8	16:01	PCFARLAND
9	16:02	LAUREL
10	16:06	SALINAS VLY TC
11	16:10	SAGINAW TC
12	16:23	NSHVL WHIPPETS

## GIRLS 12-13 Division

Six of the first 7 individuals and the three top teams battled at Fort Meade.

Versatile PAM DUTTON led the way, followed closely by KELLY O'TOOLE and DONNA CAMPBELL.

12 year-old DEANNA COLEMAN broke up the sweep, taking a remarkable second place in the standings.

Unfortunately all the top times were made on curbless tracks, and the results from Saginaw were missing from the results (unless there were no 12-13 girls on that site, which we doubt).

There were 138 girls and 17 teams.

COMBINED STANDINGS (up to 73rd place):

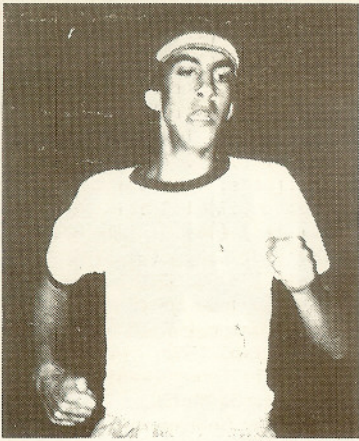
5:10	DUTTON, PAM	PADUKIES	FT
5:11	COLEMAN, DEANNA	EASTSICE TK	AL
5:11	CAMPBELL, DONNA	SPORTS INTL	FT
5:11	O'TOOLE, KELLY	LONG ISL GLDN SP	FT
5:13	HAWCRTH, JILL	SPORTS INTL	FT
5:16	O'CONNOR, AILEEN	SPORTS INTL	FT
5:21	FRANK, NANCY	LONG ISL GLDN SP	FT
5:22	BAIN, KAREN	WILLS SPIKETTES	BA
5:25	SHERWIN, MONICA	SPCRTS INTL	FT
5:25	KNICKREHM, MAGGIE	LCPCC VLY	BA

5:28	SCHAEFFER, JUDY	JETS	FT
5:30	COTNER, ANNETTE	SCIOTO TC	CI
5:30	COCKE, DEBBIE	NSHVL WHIPPETS	NA
5:30	LEWIS, IITA	DC CYO	FT
5:30	SHELGETR, ANN	PADUKIES	FT
5:30	LEE, DEBBIE	WILLS SPIKETTES	BA
5:31	COBB, JUDY	SALINAS VLY TC	BA
5:31	GOMEZ, BECKY	RIALTO RR	BA
5:31	LAHTI, JOANNE	TIGER TKSTR	AL
5:32	WHEELER, DENISE	KETTERING STRDRS	CI
5:34	MARTEN, KATE	VIRGINIANIS	FT
5:36	CORRIGAN, KATHY	LONG ISL GLDN SP	FT
5:36	MCMILLAN, KIM	RIALTO RR	BA
5:37	ECKINBERG, SUE	RANDOLLS TOWN	FT
5:37	ANDERSON, BARBARA	LONG ISL GLDN SP	FT
5:39	RIANDA, NANETTE	SALINAS VLY TC	BA
5:41	ALGETIER, BECKY	SPCRTS INTL	FT
5:41	ANDERSON, CATHY	LONG ISL GLDN SP	FT
5:41	GRAF, LOUISE	NSHVL WHIPPETS	NA
5:42	SCHAEFFER, GINA	ROANOKE VALLEY	FT
5:42	CAROTHERS, BETH	SALINAS VLY TC	BA
5:43	GRYANT, EILEEN	BLUE ANGELS	BA
5:44	CRISWELL, PACHEL	SPORTS INTL	FT
5:45	BOWEN, JODY	LAKWOOD INTL	BA
5:45	KIRKORN, ALICIA	BLUE ANGELS	BA
5:47	REED, DIANE	DORMONT TC	PI
5:47	HINES, PHYLLIS	MIDSTATE MISSES	NA
5:48	MILLER, LEIGH ANN	GTR PITTSBURG RR	PI
5:48	WILLARD, LORI	SO OREGON SZLRS	AL
5:50	CAIAZZA, DIANA	SUFFCLK	FT
5:51	HANSEN, ALISON	SALINAS VLY TC	BA
5:51	HALL, JO ANN	DORMONT TC	PI
5:52	SMITH, CAROL	NSHVL WHIPPETS	NA
5:53	KENNEDY, CARYN	AMBLER	FT
5:54	VESSEY, SHELLEY	BLUE ANGELS	BA
5:54	TAFEE, NANCY	LONG ISL GLDN SP	FT
5:54	LUEBBEN, JOAN	KETTERING STRDRS	CI
5:56	HASSON, MARY	AJU	FT
5:56	HESTER, LORI	LCPCC VLY	BA
5:56	NICHOLSON, DEBBIE	MATURANGO MILERS	BA
6:00	BAUMANN, KERRY	CHEETAHS TK	AL
6:03	DEL VECCHIO, DONNA	COLLEGE PT	FT
6:05	HOFFMEISTER, LAURA	NSHVL WHIPPETS	NA
6:05	MINER, JOANNA	COLLEGE PT	FT
6:06	HARRAR, TARIN	AMBLER	FT
6:08	JOHNSON, MICKEY	PADUKIES	FT
6:09	BRADIC, NANCY	DORMONT TC	CI
6:09	BINGHAM, ANGIE	MOUND TC	FT
6:10	DAGG, BRIDGET	PORTLAND TK	AL
6:10	WOLF, CLAUDIA	SUFFCLK	FT
6:11	ROUSSEAU, MICHELLE	MIDSTATE MISSES	NA
6:11	MITCHELL, LORI	PANCKE VALLEY	FT
6:11	WEEKS, KAREN	DIST COLUMB RR	FT
6:11	WILLIAMS, JEAN	JETS	FT
6:11	PORTER, DIANE	MOUND TC	CI
6:11	SPLETZER, KAPEN	NO COLLEGE HL TC	CI
6:13	BURTEN, LISSA	NSHVL WHIPPETS	NA
6:13	RIEDERBECK, DIANE	GOLDEN TORCH	FT
6:15	BURTON, LESLIE	NSHVL WHIPPETS	NA
6:17	CHOU, CARON	SALINAS VLY TC	BA
6:18	BOSTON, REESA	SALINAS VLY TC	BA
6:20	HUGHES, TERRI	DORMONT TC	PI
6:20	FEELY, COLLEEN	LCPCC VLY	BA

## TEAM STANDINGS

1	15:40	SPORTS INTL
2	16:08	LONG ISL GLDN SP
3	16:40	PADUKIES
4	16:52	SALINAS VLY TC
5	17:03	NSHVL WHIPPETS
6	17:22	BLUE ANGELS
7	17:41	LCPCC VLY
8	17:47	DORMONT TC
9	17:52	RIALTO RR
10	18:22	JETS
11	18:31	COLLEGE PT
12	18:38	SUFFCLK
13	19:05	MOUND TC





BOB PAGANO



MARGARET GROOS



MARK ANDERSON



DONNA GARDNER & ROBIN HOLLIDAYOKE

## Boys 14-15 Division

Fort Meade provided the highlights in this division, with the athletes of that area taking eight of the first 12 places. It took a fine performance by MARK ANDERSON of Oregon to stop a sweep of the top five spots.

BOB PAGANO (NY R.R.) had an excellent 4:29.8, beating a tough New Jersey pair from Cranford Recreation, who won the team title with the additional help of 14 year-old JOE WILLIS. Joe and RANDY WHITE (Wasco, CA) were the top 14 year-old performers at 4:38.

(NOTE: Although the computer had in 3rd place ANDRE LAMBERT, we were told that it should have read JERROLD LAMBERT (age 14) instead. We would like to hear from Cranford Rec., NJ, the team from which the boy (or boys) belong).

There were 206 competitors all told and 26 competing teams.

### COMBINED STANDINGS (up to 95th place):

4:30	PAGANO, BOB	NEW YORK RR	FT
4:32	ANDERSON, MARK		AL
4:32	LAMBERT, ANDRE	CRANFORD REC	FT
4:32	SOLEYO, I.	CRANFORD REC	FT
4:34	DANEGAN, JOHN	DC CYO	FT
4:36	BRUGH, ROBERT	ROANCKE	FT
4:37	ELIEFF, FELIX		BA
4:37	MCGILL, KEITH	PHIL MODEL CTY	FT
4:38	TURPIN, BEN	ROANCKE	FT
4:38	WILLIS, J.	CRANFORD REC	FT
4:38	WHITE, RANDY	WASCO WILDKATS	BA
4:38	HENDERSON, JEFF	KEARSLEY	SA

## GIRLS 14-15 Division

The top four places were made at four different sites, and they were occupied by a promising group of 14 year-olds.

MARGARET GROOS, with an excellent 5:11.8 and her Nashville Whippet teammates led this division.

A good surprise was the close fourth place finish of DORIS LAHTI, of the Tiger Tracksters at Aloha.

The participation in this group could have been better with only 7 teams and 76 athletes taking part.

### COMBINED STANDINGS (up to 68th place):

5:11.2	GROOS, MARGARET	NSHVL WHIPPETS	NA
5:11.3	BOHEN, JAMIE	LAKWOOD INT	BA
5:11.3	OPALEWSKI, MARY	FLEET FEET	SA
5:11.6	LAHTI, DORIS	TIGER TKSTRS	AL
5:21	PARISH, KAREN	BLUE ANGELS	BA
5:22	GARDNER, DONNA	FADUKIES	FT
5:22	HOLLIDAYOKE, ROBIN	SPRITS: INTL	FT
5:25	BURN, SANDY	PORTLAND TK	AL
5:26	SIMON, DIANE	LINCOLN PARK	SA
5:30	HALLIN, LISA		AL
5:30	LANTRY, VIRGINIA	ARRON TC	BA

4:39	HART, PPESTON		FT
4:39	METCALF, FORREST		BA
4:40	BLACK, TIM		NA
4:40	DESIR, ANTHONY		FT
4:40	LEE, J.		FT
4:40	TAYLOR, E.		FT
4:43	TATPO, PETE		FT
4:44	MORGAN, WILLIAM		SA
4:44	C NEILL, RAY		FT
4:44	GRAVES, THOMAS		FT
4:44	DEES, MICHAEL		FT
4:44	GALVAN, CAPLOS		BA
4:44	LOWMILLER, JERRY		EA
4:45	MAX, MITCH		AL
4:45	BIEKER, NEAL		AL
4:45	SULLIVAN, JOHN		FT
4:45	OGDEN, JEFF		FT
4:45	BIRD, WILLIAM		FT
4:46	SPEAR, GENE		AL
4:46	HONLETT, SCOTT		AL
4:47	JUMP, JAMES		SA
4:48	MURRAY, TIM		FT
4:48	LEE, IVON		HC
4:49	DEL ROSI, ALFRED		HC
4:49	HANPATTY, JIM		HC
4:50	SNYDER, MIKE		FT
4:50	GIFFORD, MIKE		BA
4:50	WILLS, HERB		GA
4:51	SHEPWOOD, TOM		HC
4:51	STRINGFELLOW, TOM		FT
4:51	GRINENK, MARK		SA
4:52	DEYKO, MIKE		FT
4:52	TABERGEN, PRET		SA
4:52	VASQUEZ, RICH		BA
4:53	STEHLIN, DOUGH		FT
4:53	MORAN, JIM		SA
4:53	LAKE, JAMES		FT
4:53	HUNTER, SCOTT		BA
4:54	CONDARA, TED		HO
4:54	STOLL, GERARD		FT
4:54	REY, MIKE		FT
4:54	DRAKE, PAUL		SA
4:54	RAUCH, MATT		BA
4:54	MEDVIN, JOSH		HQ
4:54	NAZZARO, JOE		HQ
4:54	MEDVIN, ABE		HQ
4:55	BOWSER, JOHN		HO
4:55	GRANT, BILL		AL
4:55	HUESHAN, DAVE		CI
4:55	COUZINS, STEVE		SA

NEW YORK RR	FT	4:56	GRANT, LARRY		FT
HUNTINGN BCH	BA	4:56	GOOD, TIMOTHY		FT
HUNTSVILLE T/F C	NA	4:56	STARK, DAN		SA
DC CYO	FT	4:56	MURRAY, BRYCN		SA
CRANFORD REC	FT	4:57	HANILL, DENNIS		BA
CRANFORD REC	FT	4:58	CARMODY, NEIL		FT
VIRGINIANS	FT	4:58	HOLMES, GREGORY		FT
NEW YORK RR	FT	4:58	HOLMES, TOM		FT
INDIANA STRDRS	CT	4:58	KUSTER, KEN		BA
DC CYO	FT	4:59	ZEMAITIS, TIM		SA
MOJAVE	BA	4:59	SINGER, MIKE		SA
SALINAS VLY TC	EA	5:0	RISCH, DERPICK		HC
		5:0	WAKEFORD, CHRIS		CI
		5:0	THOMAS, DENNIS		FT
		5:0	TEPSTRAN, DUANE		SA
		5:1	HARTINGER, JIM		FT
		5:1	JOHNSON, MIKE		FT
		5:2	LAMBERT, SCOTT		SA
		5:3	WARNER, FRED		HO
		5:3	LOFEZ, GREG		AL
		5:3	BULLARD, APT		ST
		5:3	JACOT, ERNIE		SA
		5:3	CHAFFIN, JAMES		BA
		5:3	GERMEL, BEANIE		CI
		5:3	MURPHY, DARRYL		SA
		5:4	HURST, KEN		AL
		5:4	CONNORS, DON		FT
		5:4	LAMBERS, KIRK		SA
		5:4	MOLINA, JOE		SA
		5:5	RANKIN, TONY		FT
		5:5	FULTON, TONY		FT
		5:5	LUJAN, EDDIE		BA

GOLDEN TORCH	FT	5:1	HARTINGER, JIM		FT
		5:2	JOHNSON, MIKE		FT
ROANCKE VALLEY	FT	5:2	LAMBERT, SCOTT		SA
SPARTAN TK	AL	5:3	WARNER, FRED		HO
PORTLAND TK	AL	5:3	LOFEZ, GREG		AL
LINCOLN PARK	SA	5:3	BULLARD, APT		ST
DC CYO	FT	5:3	JACOT, ERNIE		SA
WEST SIDE TC	HC	5:3	CHAFFIN, JAMES		BA
GOLDEN TORCH	FT	5:3	GERMEL, BEANIE		CI
STRAKE JESUIT	HC	5:3	MURPHY, DARRYL		SA
OSWEGO	FT	5:4	HURST, KEN		AL
HUNTINGN BCH	BA	5:4	CONNORS, DON		FT
TALLAHASSEE	GA	5:4	LAMBERS, KIRK		SA
CLEAR LAKE	HC	5:4	MOLINA, JOE		SA
		5:5	RANKIN, TONY		FT
DRAGON	SA	5:5	FULTON, TONY		FT
GOLDEN TORCH	FT	5:5	LUJAN, EDDIE		BA
HOLLAND	SA				
PLEASANT HILL TC	BA				

### TEAM STANDINGS

1	13:42	CRANFORD REC
2	13:51	NEW YORK RR
3	13:58	DC CYO
4	14:26	GOLDEN TORCH
5	14:34	MOJAVE
6	14:35	KEARSLEY
7	14:46	STRAKE JESUIT
8	14:50	PHIL MODEL CTY
	14:50	OSWEGO
10	14:58	ROANCKE VALLEY
	14:58	SPARTAN TK
	15:1	MODEL CITIES
12	15:16	SAGINAW TC
13	15:16	MIRAMAR STR TC
14	15:19	

### TEAM STANDINGS

1	16:18	NSHVL WHIPPETS
2	17:19	TIGER TKSTRS
3	17:44	DORMONT TC
4	18:18	COLLEGE PT AC NY
5	18:20	ROSEVILLE GZLS
6	18:22	FLEET FEET
7	20:21	JOSHUA



The 1974 Best Performers Lists appearing on these pages show the best outdoor marks known to the compiler. Marks reported in fragmentary form are shown with the "questionable" or invalid marks at the end of the tabulated list of valid marks.

Only marks taken from detailed summaries of complete meets are considered for the regular list, though additional information on "questionable" marks would be appreciated. Please submit additional results and/or corrections to the compiler in care of: **STARTING LINE, PO Box 878, Reseda, Ca 91335**

The following guidelines have been considered in judging the validity of the marks:

1. Marks must be made on standard outdoor facilities (surveyed track with curb, reasonably legal jumping pits, throwing rings, toe boards, etc...).

2. There must be at least three timed or measured competitors in the event, which is part of a regularly scheduled meet (hastily improvised record attempts are not acceptable).

3. In the sprints, hurdles, long & triple jumps, wind assistance should be reported (wind gauge readings are best; wind estimate helps).

4. The weight of the shot, discus, hammer and javelin must be reported (some indication) that implements have been properly checked for weight and dimensions will help determine the validity of the mark).

5. In hurdle races, note height of hurdles as well as distance of race.

\*\*\*\*\*

Data in the following lists include (left to right): (1) Time or distance, (2) Name of athlete, (3) Birth year, if known, (4) Home state, (5) Date of best mark

## 1974 Boys Best Performers List

With this issue we are introducing the initial compilation of the 1974 Age Group Boys Best Performance Lists.

In view of the diverging age classification of the various track Organizations, we have established a divisional structure, which we believe respects the age grouping of existing competition in the U.S., and yet introduces the concept of the International system, by which a boy's age group is determined by his age as of January 1, 1974.

The Boys age group will come under the heading of Division I, II, III, IV and V. Each time we feature a Division, we will spell out what marks are included.

In the following pages, we present the first installment of Division III and IV (formerly published under the heading of 12-13 and 14-15 Divisions).

NOTE: When Birthdate of athlete was known, his birth year follows his name. Boys appearing under the dotted line, at the end of most events, are additional younger athletes in their respective Division. E.g. 12 yr-old in Div. III, etc..

COMPILED FROM RESULTS RECEIVED AS OF JULY 15, 1974

### AGE-GROUP BOYS

#### Division III

Compiled by  
Max Zucker

\* = 12 year old      + = 14 year old

100 yard Dash		
10.4	Morris Cole, So California	5/25
10.5	Scott Stubenhofer, Kansas	6/15
10.6	*Anthony Gibson (62) So Cal	5/25
10.6	Chris DeGallier (60) Wash	
10.7	Mike Foster, Kansas	6/15
10.7	Duane Berry, Kansas	6/15
10.7	John Anderson (60) Ore	6/29
10.8	Richard Outcalt (60) Ore	6/29
10.9	Ron McIntire (60) So Cal	4/27
10.9	Jerry Henry, Florida	5/19
10.9	Beard, New York	6/22
11.0	Vernon Sands, Florida	4/20
11.0	Paul Russo, So Calif	4/27
11.0	+Rod Fields (60) So Calif	4/27
11.0	Chris Forgy, Ohio	5/11
11.0	Bart MacGillvary (60) Ore	6/ 2
11.0	Scott Suppes, Kansas	6/15
11.0	Dathon Williams, Maryland	6/22
11.1	Marvin Lord, So Calif	4/27
11.1	Dwayne Ross, Florida	5/19
11.1	Geoff Allen, Ohio	6/ 8
11.1	Marty Bowman, Missouri	6/15
11.1	*Vincent White (61) Colorado	6/15

Wind-aided: 10.3-Cole; 10.4-Gibson;  
10.7-Alvin Williams, Cen Cal; 11.0-Lord  
More info needed (unknown site & wind):  
10.8-Cummings & 11.0-Dorado, both CenCal

AGE-GROUP BOYS DIVISION III includes the following age groupings:

AAU 12-13 Division,  
Junior Olympic Junior Division,

220 yard Dash		
23.8	Morris Cole, So Calif	5/25
23.8	Jon Anderson (60) Oregon	6/ 2
23.9	Bart MacGillvary (60) Ore	6/ 2
24.1	*Anthony Gibson (62) So Cal	5/25
24.2	Chris DeGallier (60) Wash	6/ 2
24.2	Clarence Sprinks (60) Fla	6/29
24.3	*David Saunders (61) DC	5/19
24.3	Richard Outcalt (60) Ore	6/29
24.5	Brian Davis (60) So Calif	4/27
24.6	Rod Pearson, Florida	6/29
24.9	Littlejohn, Penna	5/19
24.9	Dathon Williams, Maryland	6/22
25.0	Mooney, Pennsylvania	5/19
25.0	Dwayne Bronson, Maryland	6/22
25.1	Steve Friend, No Calif	4/27
25.1	Woodson, Penna	5/19
25.1	Mike Foster, Kansas	6/15
25.2	Kirk Hamilton, Kansas	6/15
25.2	Cox, New York	6/22
25.3	Rick Constant, Kansas	6/15
25.4	Mark Triplett, No Calif	4/27
25.4	+Ralph Guzman (60) So Calif	5/ 4
25.4	Chris Forgy, Ohio	5/11
25.4	+Bob Keene (60) So Calif	5/11
25.4	Scott Stubenhofer, Kansas	6/15
25.6	*Scott Dahm (61) Ohio	5/11

Wind-aided: 24.0-Gibson; 24.9-Alvin Williams, Cen Calif & T.Williams, No Cal

Equivalent Divisions in other Organizations, and all marks made in Open and School competition, if the athlete was born in 1960 or later. (See Boys Introduction above)

440 yard Dash		
53.2	Clarence Sprinks (60) Fla	6/ 1
54.8	+Brian Davis (60) So Calif	6/ 8
54.9	*David Saunders (61) DC	5/19
55.3	Dave Samas, No California	6/ 8
55.5	Brian Davis (60) So Calif	4/27
55.8	Scott Dahm (61) Ohio	6/ 8
56.0	Bryant, Pennsylvania	5/19
56.0	Curt Landrum, Kansas	6/15
56.2	Fulton, Pennsylvania	5/19
56.3	Steve Friend, No Calif	4/27
56.3	Greg Hall, So California	6/ 8
56.6	+Bob Keene (60) So Calif	6/ 8
56.8	Sammy Keys, New Mexico	6/ 1
56.9	Korolevich, DC	5/19
57.0	Ron Senatori, No Calif	4/27
57.0	Scott Howlett, Oregon	5/ 4
57.0	Jeff Clannagan, No Calif	6/ 8
57.0	Alan Keefer, Kansas	6/15
57.1	D. Sword, Ohio	6/ 8
57.2	Alan Aiken (60) So Calif	4/27
57.2	Dave Armstrong, Kansas	6/15
57.4	Richard Geisen (61) Kansas	6/15
58.1	*Nathan Olivias (61) No Cal	4/27

More info needed (unknown site): 55.1-Dorado, Cen Cal; 57.2-Araujo, Cen Cal



### 880 yard Run

2:07.5	Mike Smertneck (61) Fla	5/10
2:08.2	Scott Howlett (60) Oregon	5/ 4
2:10.2	Chris Blye (60) So Calif	6/ 8
2:10.6	*Scott Dahm (61) Ohio	5/25
2:10.6	*Phillip Shirley (61) S Cal	6/ 8
2:11.7	*Richard Moore (61) NY	5/18
2:11.8	Craig Carter, Kansas	6/15
2:12.8	Mike Bergman (60) Oregon	6/ 2
2:12.8	Bluebaugh, Kansas	6/15
2:13.3	Bob Roll (60) No Calif	5/26
2:13.3	*Nathan Olivas (61) No Cal	5/26
2:13.5	Don Gifford, No Calif	5/26
2:14.0	Brian Pharr (61) Penna	5/19
2:14.2	Tim Kenny, Kansas	6/15
2:14.3	John Valerga (60) No Cal	5/26
2:14.4	Terry Cooper, Kentucky	5/ 5
2:14.7	Kermit Ball, Oregon	6/ 2
2:15.3	*Eric Lane (60) So Calif	6/ 8
2:16.4	Ron Geisen (61) Kansas	6/15
2:16.8	Simmel, DC	5/19
2:16.9	Dennis Connell (61) Ky	5/25
2:16.9	Paul Brewer, No Calif	6/ 8
2:17.5	Burt Shirley (60) So Cal	4/20

More info needed (unknown site): 2:07.5  
-Camarillo, Cen Cal & Stan Hughes, S Cal

### One mile Run

4:38.8	Michael Diment (60) Iowa	6/ 8
4:40.9	Baron Goff (60) New York	6/ 1
4:43.6	Burt Shirley (60) So Cal	6/15
4:46.5	Steve Smith (60) So Calif	6/ 8
4:46.9	Rob Arkes (60) Oregon	6/ 1
4:47.9	Brian Pharr (61) Penna	6/ 1
4:47.9	Richard Moore (61) NY	6/ 1
4:47.9	Frank Assumma (61) So Cal	6/15
4:47.9	*Nathan Olivas (61) No Cal	6/15
4:49.3	Mike Bergman, Oregon	6/ 1
4:49.5	Herb Wills (60) Florida	3/29
4:49.5	*John Irvine (61) Florida	6/ 1
4:49.9	John Caraccioli, NY	6/ 1
4:51.8	Chuck Assumma (61) So Cal	6/ 8
4:53.9	Phil Chaney (60) No Calif	6/15
4:53.9	*Phil Shirley (61) So Cal	6/15
4:54.2	Bob Roll (60) No Calif	5/26
4:54.5	Robby Shackelford (60) Fla	6/12
4:55.0	Stan Hughes (60) So Calif	6/15
4:55.4	Craig Carter, Kansas	6/15
4:55.7	Lyndon Johnson, Michigan	6/ 8
4:55.9	Brian Murphy (60) NJ	6/ 1
4:55.9	Scott Dahm (61) Ohio	6/ 2
4:56.6	Brant Foster (61) Florida	6/29
4:56.9	Tom Rhodes, Pennsylvania	5/27
4:57.8	Pat Bryant, No California	5/26
4:58.2	Chuck Bridgman (60) Ohio	6/ 8

### Two mile Run

9:48.5	Chuck Assumma (61) So Cal	3/30
9:48.8	Frank Assumma (61) So Cal	3/30
10:13.6	Burt Shirley (60) So Cal	4/27
10:19.2	Herb Wills (60) Florida	4/19
10:32.6	Steve Smith (60) So Cal	5/11
10:35.0	*Phil Shirley (61) So Cal	4/27
10:41.7	*Tom Williams (61) No Cal	3/23
10:42.9	*Kevin Reynolds (61) N Cal	3/23
10:45.7	Danny Martinez (60) N Cal	4/27
10:47.7	*Bob Kadie (61) No Calif	3/23
10:52.6	G. Himenes, No Calif	5/26
11:02.9	*Brian Robbins (61) S Cal	5/25
11:28.1	*Bill Powell (61) N Mex	5/25

### 70 yard Low Hurdles (30 inch)

9.6	James Palmer, Florida	6/ 1
9.7	Gary Lee (61) So California	5/25
9.8	Kevin Lambert, Kansas	6/15
9.8	Wesley Plumb, Kansas	6/15
9.8	Scott Stubenhoffer, Kansas	6/15
10.0	Fred Kratt, Florida	6/29

10.1	Gary Hoefler, Missouri	6/15
10.1	Jeff Green, Missouri	6/15
10.2	Gary Rabe, No California	4/27
10.2	Ricky Dent, So California	4/27
10.2	Chris Forgy, Ohio	5/25
10.2	Larry Frees, Kansas	6/15
10.2	De Wayne Cree, Florida	6/29

Wind-aided: 9.2-Sparky Call, Cen Cal;  
9.8-Carl Jones, S Cal; 10.1-Rabe; 10.2  
-Clifford Scott, No Cal; More info needed  
(unknown site and wind): 9.9-McLean  
Cen Cal; 10.2-Clark, Cen Cal

### High Jump

5-9	Scott Ramsey, Oregon	6/ 2
5-8	Luke Seitz, Kansas	6/15
5-7	Mark Power, Kansas	6/15
5-6 $\frac{1}{4}$	John Keizur, Oregon	5/30
5-6	David Pagan, So California	5/25
5-6	Scott Cox (60) So Calif	6/ 8
5-6	J. Kuchera, Colorado	6/15
5-5	Terry Dodson, Oregon	6/ 2
5-5	Dan Siebel, Oregon	6/ 2
5-5	Chris Blye (60) So Calif	6/ 8
5-5	D. Jones, Colorado	6/15
5-5	Terry Smith, Kansas	6/15
5-5	Bert Norquist, Kansas	6/15
5-4	Gary Lee (61) So California	5/25
5-4	Rich Snodgrass, Ohio	6/ 8
5-4	Dan Rohrs (61) Ohio	6/ 8
5-3 $\frac{1}{2}$	*Benny Sells (62) No Calif	6/ 8
5-3	Shipman, No Calif	6/ 8
5-3	William Howard, Cen Calif	6/ 8
5-3	Randy Rosenmiller, Missouri	6/15
5-3	Marvin Johnson, Missouri	6/15

### Pole Vault

10-9	Chris DeGallier (60) Wash	6/ 2
10-2	Clay Vanhooose, Kansas	6/15
10-2	Chad Landenback, Kansas	6/15
9-8	Dee Holmes, Kansas	6/15
9-8	Ricky Wray, Kansas	6/15
9-6	Ken Bush, Washington	6/ 2
9-6	Lee Baker, Florida	6/29
9-2 $\frac{1}{4}$	Steve Cowser, Missouri	6/15
9-0	Scott Peck (60) Oregon	6/29

More info needed (unknown site): 9'8-  
Sammarios, C Cal; 9'6-Epps, C Cal

### Long Jump

19- 5	*Anthony Gibson (62) So Cal	4/20
18- 7 $\frac{3}{4}$	Mark Neal, Kansas	6/15
18- 7 $\frac{1}{2}$	*Eric Thias (60) Missouri	6/28
18- 5 $\frac{1}{2}$	Scott Suppes, Kansas	6/15
18- 4	John Lucks (60) New York	6/22
18- 0	Arthur Ireland, Cen Cal	3/16
17-11	Bryan Boos (61) So Calif	5/25
17-10 $\frac{3}{4}$	Simmel, DC	5/19
17-10	+Eric Lane (60) So Calif	4/27
17-10	Kent McKeen, No Calif	5/26
17- 9 $\frac{1}{4}$	Brad Meier, Oregon	6/ 2
17- 9	Larry Van Pelt (60) Ore	6/ 2
17- 8	Beckley, Oregon	6/ 2
17- 7 $\frac{3}{4}$	Duane Berry, Kansas	6/15
17- 6 $\frac{1}{2}$	+Rod Fields (60) So Calif	5/11
17- 6 $\frac{1}{4}$	+Ralph Guzman (60) So Cal	4/27
17- 6 $\frac{1}{4}$	David Nichol, Missouri	6/15
17- 5 $\frac{3}{4}$	Smith, Pennsylvania	5/19
17- 5 $\frac{1}{2}$	+David Enzer (60) So Calif	5/ 4
17- 5 $\frac{1}{2}$	Mark Triplett, No Calif	5/23
17- 4	+Tom McAndrews (60) So Cal	5/18

Wind-aided: 20'2 $\frac{1}{2}$ -Dave Samas, No Cal;  
18'9 $\frac{1}{2}$ -Paul Russo, So Cal; 18'9-Tyrone  
Portee; 18'5 $\frac{1}{2}$ -Boos; 18'0-Carl Jones  
(60) S Cal; More info needed (unknown  
wind & site); 17'6-Kelley, Cen Cal

### Triple Jump

39- 0 $\frac{1}{2}$	*Kent McKeen, No Calif	5/26
38-11 $\frac{1}{2}$	Scott Schwab, Kansas	6/15
38- 3	*Brian Howe (61) Kansas	6/15
37- 2	*Eric Thias (60) Missouri	6/15
36- 9 $\frac{1}{4}$	Jimmy Cox, Kansas	6/15
36- 6 $\frac{1}{2}$	Bryan Boos (61) So Calif	5/25
36- 6 $\frac{1}{2}$	Mark Rodriguez, No Calif	5/26
36- 6 $\frac{1}{4}$	Mike Kinder, Missouri	6/15
36- 3	Tom Miller, Missouri	6/15
36- 2 $\frac{1}{2}$	Phil Chaney (60) No Calif	5/ 4
36- 2	Dave Malone, Kansas	6/15
36- 1	Bob Casper (61) So Calif	5/26
35- 9 $\frac{1}{2}$	Eric Leser (61) So Calif	4/27
35- 9	Jeff Clannagan, No Calif	6/ 8
34- 5 $\frac{1}{2}$	*Benny Sells (62) No Calif	5/26
34- 4 $\frac{1}{2}$	*Bill Casper (61) No Calif	5/ 4

Wind-aided: 38'7-Tyrone Portee, Cen Cal  
36'10-Boos; 36'4 $\frac{1}{2}$ -Clannagan; More info  
needed (unknown site & wind): 39'8-Long  
Cen Cal

### Shot Put (8 pound)

51-9 $\frac{1}{2}$	David Jones, Kansas	6/15
50-3 $\frac{1}{2}$	Kevin Swiercinsky, Kansas	6/15
47-9	Dennis Muncey, Kansas	6/15
47-1	Bert Warren, Missouri	6/15
46-5	Yves Adams, Kansas	6/15
43-7 $\frac{1}{2}$	Darcy Michaelson, Oregon	6/ 2
43-4	Wall, Pennsylvania	5/19
40-5 $\frac{1}{2}$	*Anthony Gibson (62) S Cal	5/ 4

More info needed (unknown site): 45'5-  
Allendor, Cen Cal; 43'10 $\frac{1}{4}$ -Farver, C Cal

### One mile Walk

8:34.2	Danny Martinez (60) No Cal	4/27
8:42.2	Steve Will, Kansas	6/15
8:55.5	Steve Wagner, No Calif	4/27
9:00.8	S. Henderson, No Calif	4/27
9:01.0	*Mike Rencheck (61) Penna	5/19

### 4 x 110 yard Relay

48.2	Long Beach Lancers, So Cal	6/ 8
48.6	Valley Chargers, So Cal	5/25
48.8	San Joaquin Valley TC, CCal	6/ 8
49.6	West Valley Eagles, So Cal	6/ 8
49.9	Newbury Park Panthers, S Cal	4/27
49.9	No Valley Golden Bears, S Cal	6/ 8
50.0	Chatsworth Chiefs, So Cal	6/ 8
50.1	San Francisco Pals, No Cal	6/ 8
50.2	Compton Jr Striders, So Cal	5/25
50.2	Stayton, Oregon	6/ 2
50.3	Tualatin, Oregon	6/ 2
50.3	Springfield, Oregon	6/ 2
50.4	Johnson Country, Kansas	6/15

### 4 x 440 yard Relay

3:58.4	Model Cities TC, Maryland	6/22
4:00.2	East Valley Trojans, S Cal	6/ 8
4:00.9	Long Beach Lancers, So Cal	6/ 8
4:02.6	West Valley Eagles, So Cal	6/ 8
4:02.9	H Hoover MBC, No Calif	6/ 8
4:03.3	Cupertino Yearlings, N Cal	4/27
4:04.0	Valley Chargers, So Calif	6/ 8
4:05.0	Las Virgenes Comets, S Cal	6/ 8
4:05.4	No Valley Golden Bears, S Cal	6/ 8

In the September issue of  
STARTING LINE MAGAZINE, we  
continue the listing of the  
Boys best performers with  
Division I (9-Under) and  
Division II (10-11), and  
then repeat the cycle once  
more.



# AGE-GROUP BOYS

## Division IV

Compiled by  
MARK ZUCKER

AGE-GROUP BOYS DIVISION IV includes  
the following age groupings:

AAU 14-15 Division,  
Junior Olympic Intermediate Division,

Equivalent Divisions in other Orga-  
nizations, and all marks made in  
Open and School Competition, if the  
athlete was born in 1958 or later.  
(See Boys Introduction)

\* = 14 year old      + = 16 year old

### 100 yard Dash

9.7	Mac Robertson, Kansas	6/ 8
9.7	*Phil Switzer (59) Kansas	6/ 8
9.9	Jason Dickerson, Maryland	6/22
10.0	Chris Noel, So California	4/27
10.0	Allan Hart, Florida	5/29
10.0	Dan Lavitt, Missouri	6/ 8
10.0	Eric Simms, Maryland	6/22
10.1	Jimmy Clinton, So Calif	4/27
10.1	Gerald Smith, Texas	5/ 3
10.1	Mike Carter (59) New Mexico	6/ 1
10.1	*Steve Hammond (59) Kansas	6/ 8
10.1	Dave Krueger, Kansas	6/ 8
10.1	Anthony Fields, Maryland	6/22

More info needed (unconfirmed results,  
unknown site & wind): 9.8-Aaron Harvey  
(58) Pennsylvania

### 220 yard Dash

22.3	Dan Lavitt, Missouri	6/22
22.4	Lawrence Marshall, Florida	6/29
22.5	Jason Dickerson, Maryland	6/22
22.6	Gerald Smith, Texas	5/ 3
22.7	Mike Carter (59) New Mexico	6/ 1
22.7	Eric Simms, Maryland	6/22
22.7	Don Ebert (58) Oregon	6/29
22.8	Mac Robertson, Kansas	6/ 8
22.8	Skinner, New York	6/22
22.9	*Phil Switzer (59) Kansas	6/ 8
23.0	Allan Hart, Florida	5/19
23.1	Tim Smith, Florida	5/29
23.1	Cyril Wyatt (59) Florida	6/ 1
23.1	Darryl Robinson, Oregon	6/ 2
23.6	*Mike Blaylock, Texas	5/ 3

### 440 yard Dash

50.9	Lester Mickens (58) Georgia	6/22
51.2	Ray Hane, Kansas	6/ 8
51.5	Arthur Williams, Texas	5/ 3
51.5	William Contee, Maryland	6/22
51.7	Mike Smith, Oregon	6/ 2
52.0	Alves, New York	6/22
52.1	Mike Johnson, Florida	6/ 1
52.2	Glenn Weatherby, Kansas	6/ 8
52.3	Ken Luther, Florida	6/29
52.7	Eric Simms, Maryland	6/22
52.8	Wyman Daniels, Florida	5/29
52.9	Aragon, New Mexico	6/ 1
52.9	Steve Nelson, Kansas	6/ 8
53.0	Keith Vanderkraats, Mo	6/15
53.0	Johnny Hicks, Florida	6/29
53.1	*Sandy Paniello (59) Ky	5/ 5
53.2	White, Florida	6/ 1
53.3	Jerry Harrington, Missouri	6/15
53.4	*Mike Caldwell (59) So Cal	5/ 4
53.4	Drexler, Florida	6/ 1
53.4	Ronnie Robinson (59) Ga	6/22

### 880 yard Run

1:55.9	+Keith Broccoli (58) So Cal	5/11
1:59.3	Brian Russell (58) So Cal	7/ 3
2:02.0	John Schaer, Oregon	6/ 2
2:02.0	William Contee, Maryland	6/22
2:02.8	Dirk Lakeman, Oregon	6/ 2
2:03.2	Larry Bailey, Oregon	6/ 2
2:03.3	Matt Dowling, No Calif	6/ 8
2:03.6	Henry Stanley, Florida	6/29
2:04.0	Robert Travis, Texas	5/ 3
2:04.3	Jackie White, Florida	6/29
2:04.7	Mike Mayhew, Ohio	6/ 8
2:04.7	Don Shell, Missouri	6/15
2:05.7	*Frank Reilly, Wyoming	5/30
2:06.7	*David Stewart (59) Florida	5/24
2:07.9	*Ed Corpuz (59) So Calif	6/ 8

More info needed (unknown site): 2:06.9  
-\*Kevin Knox (59) Cen California

### One mile Run

4:24.0	*David O'Connor (59) NY	5/18
4:29.8	Bob Pagano, New York	6/ 8
4:31.7	Mike Clay (58) Florida	4/ 9
4:31.7	Mark Anderson (58) Wash	6/ 2
4:31.8	*Jerrold Lambert (59) NJ	6/ 8
4:32.8	*David Stewart (59) Florida	6/ 1
4:32.9	Ivan Solero (58) N Jersey	6/ 8
4:34.9	John Danegan, DC	6/ 8
4:35.2	Brian Russell (58) So Cal	6/ 8
4:36.0	Matt Dowling, No Calif	6/ 8
4:36.9	Robert Brugh (58) Virginia	6/ 8
4:37.1	Felix Elief, Cen Calif	6/15
4:37.4	Keith McGill, Pennsylvania	6/ 8
4:38.9	*Ben Turpin (59) Virginia	6/ 8
4:38.9	*Joe Willis (59) New Jersey	6/ 8
4:38.9	*Randy White (59) Cen Calif	6/15
4:39.7	*Tim Black (59) Alabama	6/ 2
4:41.3	*William Morgan (59) Mich	6/ 2
4:42.9	*Ray O'Neil (59) New York	6/ 8
4:43.8	*Thomas Graves (59) Indiana	6/ 2
4:44.9	*Michael Dees (59) DC	6/ 8
4:46.7	*Mike Bernstein (59) So Cal	6/ 1
4:46.9	*Gene Spear (59) Oregon	6/ 2
4:46.9	*Scott Howlett (60) Oregon	6/ 2
4:47.6	*Herb Wills (60) Florida	6/ 1

### Two mile Run

9:49.2	Mike Clay (58) Florida	4/ 9
9:59.0	Brian Russell (58) So Cal	6/26
10:02.3	*Herb Wills (60) Florida	6/29
10:06.1	*David Stewart (59) Fla	7/ 3

### 120 yard High Hurdles / 39 inch

14.2	Dan Lavitt, Missouri	6/ 1
15.3	Brent Merriman, Oregon	6/ 2
15.4	Tom Line, Oregon	6/ 2
15.5	Terry Jones, Kansas	6/ 8
15.5	Brett Davis, New York	6/15
15.7	Ricky Maclin, Missouri	6/15
16.5	*David Arnold (60) Georgia	6/22

Wind-aided: 14.9-George Smith, No Calif;  
16.4-\*Curtis Sells (59) No Calif

### One mile Walk

8:24.4	Rod Harms, Kansas	6/ 8
8:26.5	Denny Ellingsworth, Oregon	6/ 2
8:31.9	*Daniel Martinez (60) N Cal	5/26
8:35.0	Kevin Butler, Ohio	6/ 8
8:35.1	Tom Lucas, No California	5/26
8:35.2	Greg Johnson, Kansas	6/ 8

### High Jump

6- 4	*Jeff Lawson (59) So Calif	3/30
6- 4	Brent Merriman, Oregon	6/ 2
6- 3	Larry Olson, Oregon	6/ 2
6- 3	Brent Noel, Kansas	6/ 8
6- 2½	John Gratton, Florida	3/16
6- 2	Kevin Hall (58) So Calif	4/26
6- 2	Mike Schnackberg, Oregon	6/ 2
6- 2	Jeff Jones (58) Missouri	6/ 8
6- 2	Rob Catloth, Kansas	6/ 8
6- 2	Larry Curran, Missouri	6/15
6- 1	John Hutchinson, Cen Calif	3/16
6- 1	Al Hunt, Ohio	6/ 8
6- 1	Mark Mattison, Ohio	6/ 8
5-11½	*Curtis Sells (59) No Calif	6/ 8
5-10	*Willie Curran (59) So Cal	6/ 8
5- 9	*Alan Bravender (59) So Cal	4/27

### Long Jump

21- 9½	Dave Krueger, Kansas	6/ 8
21- 4¼	Mark Jemings, Kansas	6/ 8
21- 3	Mike Baker, Kansas	6/ 8
21- 1	Barry Davis (58) Missouri	6/15
21- 0	V. Saine, Ohio	6/ 8
21- 0	Paul Simmons, Ohio	6/ 8

20-11	Carl Kennedy, Texas	5/ 3
20-10½	Jerry Rouse, Kansas	6/ 8
20- 9	Johnny Hicks, Florida	6/29
20- 8	Gary Lacy, Missouri	5/18
20- 5	Brent Merriman, Oregon	6/ 2
20- 5	William Clark, New York	6/22
20- 4¾	Robert Turner, No Calif	5/ 4
20- 4½	Derek Daniels, So Calif	5/25
20- 2½	*Kevin McDonald (59) No Cal	5/ 4
20- 2	*Bruce Rivera (59) Florida	5/29
20- 0¾	*Gene Gustad (59) Florida	5/29
19-10¼	*Alan Bravender (59) So Cal	4/25
19- 9¼	*Paul Bates (59) No Calif	5/26
19- 6¼	*Jim Cooper (59) No Calif	5/ 4
19- 2½	*Mike Caldwell (59) So Cal	4/27
19- 1¼	*Mike Murphy (59) So Calif	5/25

Wind-aided: 20'11-Daniels; 20'7-\*Ken  
Lawler (59) So Cal; 20'0½-\*Bates

### Triple Jump

43- 6	Barry Davis (58) Missouri	6/15
41- 8	*Jim Cooper (59) No Calif	5/ 4
41- 5	+Kevin Yaussi (58) Kansas	6/ 8
40-11	*Curtis Sells (59) No Calif	5/26
40- 5½	John Ventura, Kansas	6/ 8
40- 5	Gregory Woodward (59) NCal	5/ 4
40- 2	*Paul Bates (59) No Calif	5/26
40- 2	H. McClendon, Colorado	6/15
39-11½	Derek Daniels, So Calif	5/25
39-10½	Jeff Jones, Missouri	6/15
39- 9½	Dalvertis Hinton, Missouri	6/15

Wind-aided: 40'6-George Smith, No Calif;  
40'3½-\*Bates; 39'3½-\*Mike Murphy, SoCal

### Pole Vault

13-7¼	+Tom Roberts (58) So Calif	5/25
12-4	Al Stanley, Florida	6/ 8
12-0	Jim Earnst, So Calif	4/27
12-0	Mike Ryan, Texas	5/ 3
12-0	Jerry Parish, Kansas	6/ 8
12-0	K. McKay, Kansas	6/ 8
12-0	Von Peterson, Kansas	6/ 8
12-0	Marty Steinert, Kansas	6/ 8
12-0	Mike Sullivan (59) Georgia	6/22
11-6	*Greg Hansen (60) Washington	6/15

### Shot Put (12 pound)

54- 0½	*Jim Favrow (59) Kansas	5/17
51-11¼	Jack Wall (58) Penna	7/ 6
51- 0½	Stanley Simmons, Florida	5/29
50- 7½	William George, New York	6/15
49- 2	Fusco, Pennsylvania	7/ 6
49- 0	Robert Ferare, New York	6/15
48- 5½	G. Tyler, Ohio	6/ 8
46-11½	Tim Lane (58) Oregon	6/29
46-10½	Mark Sutherland, Kansas	6/ 8
46- 3	Alan Qua, New York	6/15
46- 1¼	Junior Hartig, Kansas	6/ 8
46- 0½	Tom Jasinski, New York	6/15
45-10½	Maciejczyk, Penna	7/ 6
45- 7¼	Tom Kite, Kansas	6/ 8
42- 7½	*Bill Welch (60) Ohio	6/ 8
41- 5	*Chris Friday (59) Wash	6/29

More info needed (implement weight un-  
certain): 49'1¼-Kent Bomberger, Oregon;  
47'10-Hinton, New Mexico

### Discus Throw (1.6 kilogram)

153-10	*Jim Favrow (59) Kansas	5/17
149- 0	Jack Wall (58) Penna	7/ 6
148- 8	Stanley Simmons, Florida	5/29
139- 8	Fusco, Pennsylvania	7/ 6
131- 2	Bill Buese, Missouri	6/15
127- 3	Larry Starke, Florida	6/ 1
124- 1	*Chris Friday (59) Wash	6/29



# 1974 Girls Best Performers List Compiled by Bill Peck

## JUNIOR WOMEN

GIRLS BORN IN 1956 OR LATER

The JUNIOR WOMEN DIVISION includes all High School Girls (unless they are known to have birthdate before 1956). It also includes the following age groupings: AAU 14-15 and 14-17 Divisions, Jr. Olympic Intermediate & Senior Divs., and all marks made in open competition, if the girl is known to have a Birthdate of 1956 or later.

In the cases where the Girls Birthdate is known, her Birthyear follows her name (in parenthesis).

Girls marked with asterisks are known, or are believed to be 14 or 15 years old on the date of their best performance.

Additional girls 14 or 15 years of age have been added at the end of each list.

COMPILED FROM RESULTS RECEIVED AS OF JULY 6, 1974

**NOTE:** In running events, times made at metric distances have been incorporated in the equivalent "English distance" events on an average pace basis. The times were not converted one way or the other.

In the Shot Put list, marks made with the 4 kg. shot have been "integrated" with the 8 pound shot marks. A differential of two feet even has been allowed for the heavier (4kg) shot. E.g. 40' with 4kg = 42' with 8 pound.

\* = 15 year old

\*\* = 14 year old

100 yard/100 meter Dash (m = 100m time)		
10.5	*Angel Doyle (58) Penna	6/28
11.6m	Brenda Morehead, Ohio	6/28
10.8	Mary LeBlanc (56) Louisiana	4/20
10.8	Pat Blackburn, Kentucky	5/25
10.8	Janice Wisner (56) So Calif	6/ 1
10.8	Tina Leatherman (57) Md	6/ 9
10.8	Mary Lou Jasnoch (56) Neb	6/28
10.8	Gail Douglas (57) So Calif	6/25
10.8	Diedre Wilson (58) New York	6/25
10.8	*Dolly Fleetwood (58) So Cal	6/26
11.8m	Rosetta Birt (56) So Calif	6/28
10.9	Vanessa Hugley, New Jersey	5/25
10.9	Marie Nickson, No Calif	6/ 9
10.9	Sheila Ingram, DC	6/22
10.9	Cheryl Butler, DC	6/22
10.9	Deborah Clay (56) Indiana	6/28
11.9m	*Isabelle Hartford (59) La	6/15
11.0	Gayne Butler (56) So Calif	3/23
11.0	Vonnie Coker, New Jersey	5/25
11.0	Pam Reid, Kentucky	5/25
11.0	Ginger Lewis (58) No Calif	6/ 9
11.0	*Annette Robinson (58) N Cal	6/ 9
11.0	Jan Smith, Kansas	6/15
11.0	*Valerie Morton, Maryland?	6/22
11.0	Rachel Lewis, Illinois	6/24
11.0	Teresa Baugh, Tennessee	6/25
11.0	Creola Miller (56) No Calif	6/25
12.0m	*Chandra Cheesbrough, Fla	6/15
11.1	**Wanda Nicholson (58) La	6/25
11.1	*Vickie Godfrey (58) Fla	5/11
11.2	*Janice Nielson, Arizona	4/20
11.2	**Linda Morrison (59) So Cal	6/ 9
11.2	*Kim Moran, So California	6/ 9
11.2	**Lela Johnson (59) So Calif	6/ 9
11.2	*Cindy Tatum (58) Nebraska	6/19
11.4	**Val Boyer (59) New Mexico	3/23

**Wind-aided:** 10.4-Rosalyn Bryant (56) Ill; 10.7-Valerie Milan (58) Ill & Hartford & Birt; 10.8-Godfrey & Terry Hopkins, Ill; 10.9-Judy Fontaine (57) Ct & Sharon Dabney Pa & Butler & Nicholson & Lewis; 11.0-Tangye Wallace, Fla & \*\*Sonja Hardy (59) Colo & \*\*Lynnae Engdahl (59) Colo & Josephine Hobbs, Mich & Gilda Thompson (57) So Cal; 11.1-Morrison; More info needed (incomplete results, unknown site and wind); 10.7-Bryant; 10.8-Jackie White, Colo; 11.0-Lisa McDowell, S Dak & Nicholson & Rhonda Hackbart, Colo & Christa Womack, Tex; 11.2-S.Obermeier, Neb

200 meter/220 yard Dash (m = 200m time)		
23.7	Rosalyn Bryant (56) Ill	6/28
23.8	*Angel Doyle (58) Penna	6/28
24.2	Janice Wisner (56) So Calif	6/ 1
24.2	Rosetta Birt (56) So Calif	6/ 9
24.3	Debbie Pastel, Virginia	6/ 9
24.4	Deborah Clay (56) Indiana	6/28
24.5	Linda Blakely (57) Michigan	5/18
24.5	Marie Nickson, No Calif	3/16
24.7	*Isabelle Hartford (59) La	6/19
24.8	Josephine Hobbs, Michigan	6/ 1
24.8	Yolanda Rich (57) So Calif	6/ 9
24.9	*Valerie Morton, Maryland?	6/22
24.9	Melinda Revere, No Calif	3/16
24.9	Sheila Ingram, DC	6/22
24.9	Gayle Butler (56) So Calif	6/26
25.0	Connie Simpson (57) NY	5/18
25.0	*Vickie Godfrey (58) Florida	5/25
25.0	Bonnie Smith, Florida	5/25
25.0	Tangye Wallace, Florida	5/25
25.0	Maureen Abare (56) So Calif	5/27
25.0	Sharon Dabney, Pennsylvania	6/ 1
25.0	Marsha Talley, Texas	6/ 7
24.9m	Judy Fontaine (57) Conn	6/15
25.1	Liz Van Houten, Arizona	2/16
25.1	Katherine Price, So Calif	5/25
25.1	Alice Watson (57) N Mexico	5/27
25.1	Charlene Sherwood, Maryland	6/22
25.1	Trudi Rebsamen (57) Ill	6/26
25.2	**Wanda Nicholson (59) La	6/ 8
25.2	*Dolly Fleetwood (58) So Cal	6/ 9
25.3	**Lela Johnson (59) So Calif	6/ 9
25.4	*Annette Robinson (58) N Cal	6/ 9
25.4	**Pam Green (59) So Calif	6/25

**Wind-aided:** 24.1-Birt; 24.5-Jackie White, Colo & Butler & Rich; 24.9-\*\*Sonja Hardy, Colo & Gail Douglas, S Cal; 24.8m-Ann McReynolds, N Mex; 25.0-\*\*Pam Green (59) S Cal & Chris Smallwood, NCal; 25.1-\*Mary Decker (58) S Cal & Nicholson & Pam Jones (56) S Cal; 25.2-\*\*Linda Morrison (59) S Cal; More info needed (incomplete results, questionable wind and/or time, unknown or questionable facilities); 24.4-Marsha Talley & Gwen Smith, Tex; 24.5-Peggy Louwien & Donna Cother, Tex; 24.8-Diana Bowser & Angela Fleming, Tex; 24.9-Christa Womack, Tx & Mary Lou Jasnoch (56) Neb & \*Debbie Adams, Wash; 25.0-Margaret Brous, Tex; 25.1-Julie Olson & Sue Haynes, Iowa; 25.3-Hardy; 25.4-Yvette Taylor, Colo; (questionable age): 24.6m-Veronica Williams

400 meter/440 yard Dash (m = 400m time)		
53.0m	Sheila Ingram, DC	6/23
53.1m	Kathy Weston (56) Nevada	6/28
53.7	Janice Wisner (56) So Calif	5/27
54.3	*Mary Decker (58) So Calif	6/ 1
54.5	*Robin Campbell (59) DC	4/27
55.0	Essie Kelley, Texas	5/11
55.1	Debbie Pastel, Virginia	4/13
55.2	Janis Vetter (57) Ohio	6/28
55.4	Pat Helms (57) Pennsylvania	6/ 1
55.5	Yolanda Rich (57) So Calif	6/ 2
55.3m	Connie Simpson (57) Nw York	6/15
55.7	Laurie Stephens, New York	6/15
55.8	Sherry James (57) Virginia	6/25
55.5m	Ginger Lewis (58) No Calif	5/ 4
55.9	**Pam Green (59) So Calif	3/24
55.9	Sue Haynes, Iowa	5/18
55.9	Susan Vigil (57) New Mexico	5/27
56.0	Liz Van Houten, Arizona	3/23
55.7m	Chere Dehaven (58) Indiana	6/15
56.1	Linda Cornelius, Texas	5/11
56.1	Sue Tallard, Wisconsin	6/19
56.0m	*June Bonacich, No Calif	5/ 4
56.4	Veronica Venezia, No Calif	6/ 2
56.1m	*Stephanie Vega, New York	6/15
56.5	Clydine Crowder (56) So Cal	6/ 9
56.5	*Julie Lake (58) So Calif	6/ 2
56.6	Mona Henckes, Texas	5/11
56.6	*Betty Deveson, Connecticut	6/26
56.8	Patty Cape (56) So Calif	6/ 2
56.9	Paula Clagon, Maryland	5/18
56.9	Barbara Moore (57) So Calif	5/27
57.0	**Lauri Mullins (60) So Calif	6/ 2
57.4	**Lauri Bell (59) So Calif	6/ 2
57.4	**Rose Gianpalmo, New York	6/16
57.5	**Lynnae Engdahl (59) Colo	3/23
57.9	**Jan Fox (59) Colorado	4/20
57.7m	**Chris Smallwood (59) No Cal	5/ 4
58.1	*Teresa Caudillo (58) So Cal	6/ 2
58.1	*Bernadine Givens (58) La	6/ 8
58.2	*K. Kirchner, Delaware?	6/ 1
58.3	**Teri Wierson (59) Oregon	6/ 1
58.8	*Pauline Watkins, Colorado	5/12
58.9	**Marsha Erickson (60) So Cal	6/ 9

800 meter/880 yard Run (m = 800m time)		
2:02.3m	*Mary Decker (58) So Calif	7/ 6
2:03.7m	Kathy Weston (56) Nevada	6/29
2:04.4m	*Robin Campbell (59) DC	7/ 6
2:08.4	*Lynn Hollins (58) So Cal	4/27
2:08.8	Debbie Vetter (56) Ohio	6/29
2:10.4	Kathy Costello, No Calif	6/ 2
2:11.3	Kathy Haughey (56) No Cal	6/ 9
2:10.7m	**Margaret Groos (59) Tenn	6/15
2:12.2	Julie Wise, Maryland	6/25
2:12.5	Cindy Ashby (58) New Mex	4/20
2:12.6	Donna Schellhous (58) S Cal	6/ 9
2:12.6	**Johanna Forman (59) Mass	6/26
2:12.8	Joyce Anderson (56) S Cal	6/ 2
2:13.0	Chris Caldwell (56) N Cal	6/ 9
2:13.0	Janis Vetter (57) Ohio	6/25
2:13.4	*Teresa Caudillo (58) S Cal	6/25
2:13.6	Rosemary Holden, Iowa	5/18
2:13.6	Cindy Seikkula, Minnesota	6/26
2:13.7	**Alice Trumbly (59) CenCal	6/ 2
2:13.9	Sue Parks (56) Michigan	4/13
2:13.9	Sue Deppe, Iowa	6/ 8
2:14.5	Carol Sheffield, Texas	5/11
2:14.5	Carol Flournoy, So Calif	5/12
2:14.5	Linda Stecker (57) N Mex	5/27
2:14.9	*Melody Miller (58) Ill	5/18
2:14.9	Linda Goff (57) Wash	6/25
2:15.0	Clydine Crowder (56) S Cal	5/12
2:15.0	Karen Aleccia (57) So Cal	5/27
2:15.5	Suzanne DeCuir (57) S Cal	5/27
2:15.5	Kathy Kelly, Mass	6/ 1
2:15.6	Laura Davis, Texas	5/11
2:15.9	Robin Smith, Iowa	5/18
2:16.1	**Anne Slivkoff (59) No Cal	6/ 9



2:16.2 \*Roma Antoniewicz, So Cal 6/ 2  
 2:16.2 \*Carolyn McDonald (58) S Cal 6/ 9  
 2:16.3 \*Lorri Blanco, So Calif 6/ 2  
 2:16.4 \*Renee Nelson (58) No Cal 6/ 9  
 2:17.7 \*Pam Evans, No Calif 6/ 9  
 2:18.0 \*Anne Dandoy, So Calif 6/ 9  
 2:18.4 \*Karen Moore, So Calif 6/ 2  
 2:18.5 \*\*Becky Wolfenbarger (59) S Cal 3/10

More info needed (unconfirmed results, unknown site or questionable competition):  
 2:10.6-Groos; 2:13.5-Seikkula; 2:14.0-Sally Arthur, Kans; 2:14.2-Jan Merrill (56) Conn; 2:15.7-Paula Class, Minn

1500 meter/One mile Run (m = 1500m time)

4:45.3 Debbie Quatier (57) Wash 6/ 1  
 4:28.1m Jan Merrill (56) Conn 6/28  
 4:32.2m \*\*Becky Wolfenbarger (59) S Cal 5/18  
 4:54.0 \*Robin Campbell (59) DC 6/26  
 4:54.4 Katy Schilly (56) NY 6/26  
 4:54.7 Kathy Costello, No Calif 6/ 9  
 4:56.3 Doreen Ennis (56) NJ 6/29  
 4:34.3m \*Kathy Adams (59) No Cal 5/ 4  
 4:57.0 Jill Caldwell, So Calif 5/27  
 4:57.8 Debra Johnson (57) So Cal 5/27  
 4:58.3 \*\*Jamie Bowen (59) So Cal 6/26  
 4:58.5 \*\*Ronell Powell (59) No Cal 6/ 9  
 4:36.1m Sue Parks (56) Michigan 4/13  
 5:00.4 Kathy Jewell (57) So Cal 6/26  
 5:00.8 \*Mary Decker (58) So Cal 5/19  
 4:38.1m Valerie Eberly (56) N Cal 5/18  
 5:02.2 Lynn Morin, Wisconsin 6/ 1  
 4:39.2m Dominique Carron, No Cal 5/ 4  
 5:02.9 Liz Berry, Wisconsin 6/ 1  
 5:02.9 Linda Heinmiller, So Cal 6/ 2  
 5:03.1 Lisa Hamity (57) Illinois 6/25  
 5:03.9 Hilary Noden, New Jersey 5/25  
 5:04.8 Kate Keyes (56) No Calif 6/25  
 4:42.2m Estella Guina (58) No Cal 5/ 4  
 5:05.4 Melody Miller (58) Ill 6/25  
 5:05.5 Kathy Greer (57) So Cal 6/25  
 4:42.6m Colleen McManus, No Cal 5/ 4  
 5:06.0 Suzanne DeCuir (57) S Cal 4/ 7  
 5:06.1 \*Marjorie Kaput (58) Ariz 6/26  
 4:43.0m Arleen Mears, No Calif 5/ 4  
 5:07.0 \*Marlene Harewicz (58) Pa 5/26  
 5:07.3 \*Beth Heiden, Wisconsin 6/ 1  
 5:08.3 Molly O'Neill, Washington 6/25  
 5:08.7 \*Karen Parish (59) So Cal 6/25  
 5:08.9 \*Patty Cervantes (58) C Cal 6/ 2  
 5:09.3 \*Cathy Cocke (59) Tenn 5/18  
 4:45.8m \*\*Robin Castor (59) Colo 3/24  
 5:10.5 \*Pam Allen (58) No Calif 5/19  
 5:10.7 \*Monique Gregoire (59) S Cal 6/ 2  
 5:10.9 \*Lynn Hollins (58) So Cal 4/28  
 5:11.0 \*\*Mary Ann Opalewski (59) Mch 6/ 1  
 5:15.5 \*\*Janet Waterbury (59) S Cal 5/27  
 5:17.0 \*\*Julie Andrews (60) N Mex 5/27

More info needed (unconfirmed results):  
 5:05.5-Harewicz

Two Mile Run

10:11.1 Lynn Bjorklund (57) N Mex 6/29  
 10:26.5 Marlene Harewicz (58) Pa 6/26  
 10:40.3 Debra Johnson (57) S Cal 6/29  
 10:47.9 \*Marjorie Kaput (58) Ariz 6/26  
 10:49.1 \*Kathy Adams (59) No Cal 6/26  
 10:51.1 \*Becky Wolfenbarger (59) S Cal 6/26  
 10:51.2 Valerie Eberly (56) N Cal 6/ 9  
 10:52.0 Kathy Greer (57) So Cal 6/26  
 10:55.2 Linda Heinmiller, So Cal 6/ 9  
 11:01.0 \*Lisa Greenburg, No Cal 6/ 9  
 11:01.2 Karen Cramond (58) N Mex 5/12  
 11:02.0 Kathy Jewell (57) So Cal 6/ 9  
 11:03.9 \*\*Laurie Jewell (60) So Cal 5/27  
 11:08.0 Dominique Carron, No Cal 6/ 9  
 11:10.5 \*Doreen Assumma (58) S Cal 5/27  
 11:11.0 Colleen McManus, No Cal 6/ 9  
 11:15.7 Debbie Derr (56) Ariz 1/19  
 11:16.5 Esther Marquez (56) S Cal 5/27  
 11:18.0 Estella Guina (58) No Cal 6/ 9

11:18.5 \*Jyme Kay Borges (59) N Mx 5/27  
 11:18.5 Cathie Puhler (57) S Cal 5/27  
 11:21.1 \*Marie Albert (58) So Cal 4/ 7  
 11:24.0 \*Penny Reneau, No Calif 6/ 9  
 11:28.0 \*Lou MacKaye, So Calif 6/ 9  
 11:28.3 \*\*Julie Andrews (60) N Mex 5/27  
 11:36.8 \*\*Monique Gregoire (59) S Cal 3/10  
 11:39.9 \*\*Janet Burns (59) No Cal 3/16

More info needed (questionable time or competition): 10:47.3-Debbie Quatier, Wa; 11:11.5-Katy Schilly & Amy Welch, NY

One mile Walk

7:14.1 Sue Brodock (56) So Calif 6/ 9  
 7:45.3 Esther Marquez (56) So Cal 6/ 9  
 7:50.9 \*Linda Brodock (59) So Cal 6/26  
 7:56.0 \*Sheila Thomson, So Calif 5/27  
 8:02.6 \*Chris Sakelarios, No Cal 6/ 9  
 8:04.8 \*Cynthia Johnson, So Cal 6/ 9  
 8:13.2 Teri Teegarden, So Calif 2/16  
 8:17.4 Gwen Eberle (56) Missouri 5/18  
 8:18.6 Joann Shima, NY? 6/29  
 8:20.3 Joyce Wimer, No Calif 6/26  
 8:25.2 Debby Naybor 6/26  
 8:25.9 Lori Thomas, Colorado 3/24  
 8:30.0 \*\*Linda Ontko (59) Illinois 5/18  
 8:32.7 Chere DeHaven (58) Ind 5/25  
 8:37.0 Mary Cortez, No Calif 6/ 9  
 8:37.5 \*Anna Pramaggiore, Ohio 5/25  
 8:41.1 \*Jaydee Folkens, So Calif 6/ 9  
 8:45.9 \*Clare Trotter, So Calif 6/ 9

More info needed (questionable competition): 8:30.4-Sharon Gallivan, So Calif

100 meter Hurdles (33 inch)

13.7 \*\*Sonja Hardy (59) Colorado 6/29  
 14.3 Rhonda Brady, Indiana 6/26  
 14.5 Cheryl Poirier (58) Md 6/15  
 14.5 \*Susan White (58) Maryland 6/26  
 14.5 Clydine Crowder (56) So Cal 4/20  
 14.6 Lorraine Ray (56) Florida 5/25  
 14.6 Delphine Crump (57) Penna 5/26  
 14.6 \*\*Debi Kilhoffer (59) Ill 6/25  
 14.7 Karen Meriweather, Wash 6/26  
 14.8 Gayle Butler (56) So Calif 4/ 7  
 14.8 Debbie Esser (57) Iowa 6/28  
 14.9 Rosalind Anderson, Maryland 6/15  
 14.9 Yvonne Boone, No Calif 6/26  
 15.0 \*Shelley Harris (58) Ariz 3/24  
 15.0 Lale Yurdakul, Ohio 6/15  
 15.0 \*Nancy Kindig (58) Nebraska 6/25  
 15.0 Kathie LaPorte, Illinois 6/26  
 15.0 Monica Williams (57) La 6/28  
 15.0 Carolyn Butler (56) DC 6/28  
 15.1 Linda Wright (56) Arizona 2/16  
 15.1 Bobbi Kacz, Texas 6/15  
 15.1 \*Dana Collins, Oregon 6/25  
 15.2 Bobbette Krug (56) So Calif 3/24  
 15.2 Julie Smithers 6/15  
 15.3 Nancy Shellenbarger, So Cal 6/25  
 15.4 Diane Nissen (57) Arizona 3/ 9  
 15.4 \*Debbie Jacobsen (58) La 6/ 8  
 15.4 Dana Davidson, No Calif 6/ 9  
 15.4 Jocelyn Skelly (57) Mich 6/15  
 15.5 Herrman, Pa? 6/ 1  
 15.5 Mary Lee Erickson (57) S Cal 6/ 9  
 15.6 Sari Johnson, Michigan 6/15  
 15.8 \*Lisa Kinimaka (58) No Cal 5/ 4  
 16.0 \*\*Andie Shapiro (59) Arizona 1/19  
 16.2 \*\*Diane Rogowski (59) Colo 5/25  
 16.3 \*\*Jill Cerise (59) Colorado 6/19  
 16.3 \*\*Debbie Cassity (59) Ariz 6/19  
 16.6 \*\*Lori Krug (59) So Calif 3/23

Wind-aided: 14.2-Poirier; 14.3-Esser; 14.5-Lori Lowry, Kans; 14.9-LaPorte; 15.0-Jeanine Shepherd, Wash; 15.5-Linda Hightower, No Cal; More info needed (unknown hurdle height and wind): 13.9-Poirier; 14.3-White; 15.5-Kinimaka

400 meter Hurdles (30 inch)

60.0 Clydine Crowder (56) So Cal 6/ 9  
 60.2 Debbie Vetter (56) Ohio 6/28  
 61.0 Linda Wright (56) Arizona 6/29  
 61.4 \*Susan White (58) Maryland 5/26  
 62.4 Debbie Esser (57) Iowa 6/19  
 62.5 Diane Vetter (56) Ohio 6/28  
 62.7 Laurie Stephens, New York 6/28  
 63.1 Cathy Faughn (57) Indiana 6/28  
 63.6 Carol Burkland (56) So Cal 6/ 9  
 63.9 \*Betty Deveson, Connecticut 6/26  
 64.0 \*Beth Howell (58) So Calif 6/25  
 64.0 Patty Cape (56) So Calif 5/27  
 64.0 Mary Lee Erickson (57) S Cal 6/25  
 64.0 Laurie Gilliland (56) N Mex 6/25  
 64.4 Sue Roehm (57) Pennsylvania 6/25  
 64.5 Carolyn Bing, So Calif 6/ 9  
 64.5 Dee Edeall (56) Nebraska 6/19  
 64.5 \*Maggie Croghan, Ohio 6/25  
 64.7 Danette Wilson (57) Colo 6/25  
 64.9 Diane Nissen (57) Arizona 4/20  
 65.2 Amber Souza, No Calif 6/25  
 65.2 Cynthia Snider, No Calif 6/25  
 65.5 \*Shelly South, Arizona 6/25  
 65.6 Therese San Agustin (57) S Cal 6/25  
 66.0 \*Jill Gercovich (58) No Cal 6/25  
 66.1 \*Lori Anderson, No Calif 6/ 9  
 66.7 \*\*Carol Addy (59) Ohio 6/25  
 67.0 \*Barb Ballinger (58) Ill 6/25  
 67.2 \*Donna Argo (58) New Mexico 5/ 5

Long Jump

20- 8¼ Cheryl Butler, DC 6/29  
 19- 7 Jodi Anderson, So Calif 6/ 1  
 19- 6¼ Karen Elmore, No Calif 6/15  
 19- 5½ Diedre Wilson (58) NY 6/26  
 19- 5 Lorraine Ray (56) Florida 5/18  
 19- 4½ Brenda Morehead, Ohio 6/15  
 19- 1½ Kim Schofield (57) Ill 6/26  
 19- 1½ \*Lisa Kinimaka (58) No Cal 3/16  
 19- 1 Toni Griffin (57) So Cal 6/15  
 19- 0 Lale Yurdakul, Ohio 6/26  
 18-11¼ Pat Helms (57) Penna 6/ 9  
 18-10¼ Pam Beacham, Texas 5/11  
 18-10 Alice Watson (57) New Mex 3/24  
 18- 8¼ \*Joey Smith, Washington 6/26  
 18- 8 Linda Cornelius, Texas 5/11  
 18- 7¼ Pam Burkhalter, Texas 5/11  
 18- 6¾ \*Nancy Kindig (58) Neb 6/26  
 18- 5¼ Peggy Liddick (57) Neb 6/19  
 18- 4½ Judy Fontaine (57) Conn 4/28  
 18- 4¼ Robena Johnson, Texas 5/11  
 18- 4¼ \*Mary Randolph (59) DC 6/ 9  
 18- 4¼ Jan Smith, Kansas 6/15  
 18- 4 \*\*Kim Moran (59) So Calif 6/26  
 18- 0¾ \*Susan Skolant, Kansas 6/15  
 18- 0¾ \*\*Rachel Lewis, Illinois 6/19  
 17-11½ \*K. Robbins, Kansas 6/15  
 17- 9¾ \*Jolene Johnson, Michigan 6/15  
 17- 9¾ \*Shelley Harris (58) Ariz 5/19  
 17- 7½ \*Dolly Fleetwood (58) S Cal 4/ 7  
 17- 6¾ \*Karen Taylor, So Calif 4/ 7  
 17- 6 \*\*Julie Varner (59) Ariz 5/11

Wind-aided: 18'1"-Susan Hackett (58) La 17'9½-\*\*Jill Cerise (59) Colo; 17'9"-\*Alice Gast, So Cal; More info needed (unknown or questionable facilities and/or wind) 18'9½-Nancy Kindig; 18'8"-Denise Washington, Md; 18'6"-Lisa Samuels, Ky; 18'5½-Mary Smith, Mo; 18'5¼-Yvonne Smith, NJ; 18'5"-Phyllis Hall, Md; 18'4"-Vicky Padget, Ore; 18'1"-\*J. Ferris Neb; 17'9¾-\*\*\*Jackie Gay, S Cal; 17'7¼-\*Sherry Humphrey, Ill; 17'7¼-\*Karen Taylor, S Cal; 17'7"-\*\*Val Boyer, N Mex; 17'6½-\*Paula Ng, N Cal; 17'6"-S.Obermeier, Neb



### High Jump

6-0 $\frac{1}{2}$	Joni Huntley (56) Oregon	6/8
5-11	*Susan Hackett (58) La	6/29
5-10 $\frac{1}{4}$	Cindy Gilbert (57) So Cal	4/27
5-10	Louise Ritter, Texas	6/15
5-8	**Anne Gilliland (59) N Mex	5/5
5-8	*Pam Blackburn (58) No Cal	6/1
5-8	*Chris Remmling (58) So Cal	6/26
5-8	Pam Spencer (57) Montana	6/26
5-7	Paula Girven, Virginia	5/18
5-7	Ellen Dempsey, Michigan	6/15
5-6	Anita Lee (57) Michigan	6/1
5-6	Dinie Norero (57) New Mex	5/5
5-6	Margaret Zimmicky, Mich	6/1
5-6	*Lisa Uppendahl, Oregon	6/1
5-6	*Becky Deetz, New Jersey	6/15
5-6	Maureen Fitzpatrick, NJ	6/15
5-6	*Sheila Orth, Kansas	6/15
5-6	Kathy Hart (57) New Mexico	6/26
5-6	Vera Schlosser (56) So Dak	6/26
5-5 $\frac{1}{2}$	*Cindy Mitchell (59) Ariz	5/11
5-5 $\frac{1}{2}$	Cheryl Butler, DC	5/25
5-5 $\frac{1}{2}$	Toni Jones (57) DC	5/25
5-5 $\frac{1}{4}$	Carla Tart, Tennessee	5/25
5-5	Andra Olson, Illinois	5/18
5-5	Sue Doyle, Michigan	6/1
5-5	Linnell Jones, Michigan	6/1
5-5	*Mary Kunkel, Missouri	6/1
5-4 $\frac{1}{2}$	Sarah Martin, Texas	5/11
5-4 $\frac{1}{2}$	Linda Cornelius, Texas	5/11
5-4 $\frac{1}{2}$	Sue Smith, Texas	5/11
5-4	**Chris Shawhan (59) No Cal	3/16
5-4	*Candice Zbieranek, So Cal	4/7
5-4	*Julie Rowe, So Calif	6/2
5-4	**Laurie Carman (59) So Cal	6/2
5-4	**Jill Cerise (59) Colorado	6/19
5-2	**Cindy Sandburg (59) No Cal	3/16
5-2	**Sandra Dewitt (59) No Cal	4/20
5-2	**Lisa Thomas (59) Colorado	5/25
5-2	**Monique Donithan (59) Ariz	5/25
5-2	**Debbie Cassity (59) Ariz	5/25
5-2	**Juanita Barnett (60) So Cal	5/27
5-2	**Lori Piper (59) Kansas	6/15

More info needed (questionable competition or unknown facilities): 6'0"-Spencer 5'7 $\frac{1}{4}$ "-Mitzi McMillin (56) Wash; 5'6 $\frac{1}{2}$ "-Marsha Kinney, Wash; 5'6"-Julie Smithers NJ; 5'5 $\frac{3}{4}$ "-Teri Seippel, Ohio; 5'5"-Lori West, Colo & Cheryl Stolaz, Min & Martha McGill, NJ & Jill Towery, Cen Cal

### Shot Put (4 kg/8 pound) (k = 4 kg)

49-6k	Kathy Devine (57) So Cal	6/29
47-9k	Emily Dole (57) So Calif	6/29
46-8 $\frac{3}{4}$	Vera Peko, So Calif	5/25
44-10	Carla Marney, Kansas	6/15
44-0	Karen Marshall (56) Ore	5/18
41-10 $\frac{3}{4}$ k	Jane Pearce, Michigan	6/15
41-9 $\frac{1}{4}$ k	Ann Turbyne	6/15
43-9 $\frac{1}{4}$	Judy Lane (56) No Calif	6/1
41-8k	Denise Holloway, No Calif	6/9
41-3 $\frac{3}{4}$ k	Kim Travers (57) Penna	6/15
41-2k	Pam Dahnke (57) Indiana	6/15
42-11 $\frac{1}{2}$	Mary Ann Johnson, Ill	5/18
40-10 $\frac{1}{4}$ k	**Kelly Curran (59) Colo	4/28
42-10	Vivian Rollins, Texas	5/11
40-8 $\frac{1}{4}$	Debra Haynes (57) Cen Cal	6/26
40-2 $\frac{1}{2}$ k	Fran Hoogestrat, S Dakota	6/26
40-1 $\frac{3}{4}$ k	Cheryl Stohr, Penna	6/15
42-0 $\frac{1}{4}$	Jacque Soehngen, Texas	5/11
39-10 $\frac{1}{4}$ k	Linn Polk (56) New Mexico	6/26
41-9 $\frac{1}{2}$	Linda Lang, Kansas	6/15
39-7 $\frac{3}{4}$ k	Jackie Gordon (56) Va	6/26
41-5 $\frac{1}{2}$	Sheila Yurkshat (56) Ill	5/18
39-5k	Joni LeFever, Iowa	5/18

41-4	Marcia Mecklenburg, Ore	5/18
39-4k	*Julie Cabrido (58) Hawaii	6/26
41-1 $\frac{1}{4}$	*Lisa Kinimaka (58) No Cal	6/9
40-11 $\frac{1}{4}$	Wanda Williams, Texas	5/11
38-10 $\frac{1}{2}$ k	Kathy Kabel, Iowa	5/19
40-7 $\frac{1}{2}$	Sonia Pendleton, Texas	5/11
40-7 $\frac{1}{2}$	Thalia Holmes, Mass	6/1
<del>38-6k</del>	<del>Donna Short (56) Nebraska</del>	<del>6/19</del>
40-3 $\frac{1}{2}$	*Jean Nelson, Oregon	6/15
37-11k	**Bea Hunt (60) So Calif	6/26
37-7 $\frac{1}{4}$ k	**Darlene Ourso, Louisiana	6/8
36-5k	*Kim Pyles (58) DC	6/26
36-0 $\frac{1}{4}$ k	*Ginny Vines, So Calif	6/2
37-4 $\frac{1}{2}$	*Marie Garcia (58) No Cal	3/16
35-4 $\frac{1}{2}$ k	**Elaire Roque (60) So Cal	6/2
36-3	**Debbie Williams (60) Ohio	6/15
36-1 $\frac{1}{4}$	*Sue Klembarsky, Ohio	6/15

More info needed (unknown or questionable facilities and/or implement, questionable measurement): 46'11 $\frac{1}{2}$ "-Terry Simonsen, Wis; 43'11"-Gordon; 43'7 $\frac{1}{2}$ "-Short 42'6"-Hoogestrat; 42'1"-Rhonda Peterson, NJ; 42'0 $\frac{1}{4}$ "-Cabrido; 42'0"-Lorna Griffin, Mont & Pam Porter, SD; 41'4 $\frac{1}{2}$ "-June Susterich, Wis; 41'2 $\frac{3}{4}$ "-Martha Suhayda, NJ; 41-0 $\frac{3}{4}$ "-Kathy Neuenfeldt, Wis

### Discus Throw (1.0 kilogram)

155-6	Terri Sabol (56) So Calif	6/26
135-4	Judy Lane (56) So Calif	6/28
134-1	Jackie Gordon (56) Va	6/28
133-1	Debbie Stephens, Ohio	6/26
131-9	Carla Marney, Kansas	6/15
130-4	Lori Lyford (56) Montana	3/24
130-3	Cora Hanson, Iowa	5/18
129-8	Lorna Griffin, Montana	3/24
128-2	Sara Bailey (57) Nebraska	6/26
127-3	Glenda O'Bryant, Texas	5/11
127-9	Martha Suhayda, New Jersey	6/15
126-6	Fran Hoogestrat, S Dakota	6/25
122-10	Kim Travers (57) Penna	6/15
123-11	Alexis Williams, Mass	6/1
123-2	Emily Dole (57) So Calif	4/7
122-6	*Kim Pyles (58) DC	6/26
121-6	Lucy Nieman, Texas	5/11
121-6	**Bea Hunt (60) So Calif	6/25
121-2	**Kelly Curran (59) Colo	3/24
120-2	Julie Cart (57) Ariz	4/7
120-0	Debra Haynes (57) Cen Cal	6/9
119-2	*Melissa Mitchell, No Cal	3/16
119-3	Vicki Linna, Oregon	5/18
118-11	Karen Marshall (56) Ore	5/18
118-0	Nora Lee, So Calif	6/25
115-3	*Ginny Vines, So Calif	5/27
114-9	*Julie Cabrido (58) Hawaii	6/25
114-0	**Debbie Williams (60) Ohio	6/15
113-10	**Peri Jude Radecic (60) Pa	6/15
109-1	*Anne Hilleborn (59) So Cal	6/9
108-3	*Kathy O'Brien, So Calif	6/9
107-9	**Donna Yarbrough (59) Ariz	3/24
107-7	**Elizabeth O'Conner (59) NCal	6/9
105-3	**Ellen Colleary (59) Ariz	4/7

More info needed (unknown or questionable facilities, questionable implement): 137'2"-Gordon; 131'9"-Suhayda; 127'5"-Anne Seelye, Wash; 124'11"-Mary Ann Stevenson, Ore; 123'0"-Jessica Mulanao (57) Hw 122'9"-Linda Lenz, NJ; 122'1"-Judy Johnson, Neb; 121'10"-Pat Taylor, Md; 121'9"-Carol Finsrud, Minn; 121'8"-Terry Simonsen & Julie Pearce, both Wis; 120'11"-Lori Lacombe, Minn; 120'3"-\*\*Pat Herrington, Wash; 116'6"-\*\*Debbie Williams, Ohio; 109'3"-\*Jean Nelson, Ore 109-3; 108'7"-\*Yarbrough

### Javelin Throw (600 gram)

165-6	Cathy Sulinski (58) No Cal	6/28
154-3	Nadine Bowers (57) No Cal	6/26
148-3	**Lisa van Benthem (59) S Cal	6/26
143-4	Linn Polk (56) New Mex	6/25
139-11	Monica Stoltenburg, Ore	5/18
139-9	*Connie Gassen (58) So Cal	6/26
139-2	Marilyn White (57) Ariz	6/29
138-7	Kelly Fuiks (58) Arizona	5/11
137-1	Sonya Bennett, Washington	6/26
136-10	Betsy Hardaway (58) So Cal	6/26
136-2	Joy Moore, Oregon	5/18
132-4	Raedean Rona (59) So Cal	6/25
130-7	**Lorelei van Benthem (59) S Cal	6/25
130-0	Charity Wood, Oregon	5/18
129-4	Vicki Hileman, Montana	3/23
129-1	Shauna Baxter, Oregon	5/18
127-8	Celeste Wilkinson, New Mex	5/5
127-3	Sandy Brodock, So Calif	6/2
126-11	**Kelly Robertson (59) S Cal	1/26
126-9	Joanne Kaup, Oregon	5/18
126-8	**Lynne van Benthem (59) S Cal	3/23
126-5	Judy Schoepp, Oregon	5/18
125-9	Jerri Hutchings, Oregon	5/18
125-3	Renne Lambrecht, Oregon	5/18
125-0	**Julie Schmelzer (60) Ariz	5/11
123-0	*Terry Blog (58) New Mexico	5/12
119-1	**Windy Williams (59) Ariz	5/11
118-8	**Donna Yarbrough (59) Ariz	5/11
117-4	**Debbie Leeper (59) N Mex	5/27
116-9	**Ellen Colleary (59) Ariz	6/19
116-2	**Darlene Ourso, Louisiana	6/8
112-4	**Kendra Bramblett (59) S Cal	6/2
114-7	*Michelle Espinoza, Ariz	5/19
113-1	*Val Moore (58) So Calif	4/7

More info needed (unknown or questionable facilities, questionable implement or competition): 151'2"-Susan Armstrong, Tx; 150'6"-Tracy Chilote, Wash; 147'5"-White; 137'10"-Hardaway; 136'10"-Vickie Emmons, Ore; 136'5"-Karen Ruckle, Ore; 131'11"-Schmelzer; 128'3"-Anne Seelye, Wash; 113'6"-\*\*Peri Jude Radecic (60) Pa; 113'2"-\*\*Debbie Williams (60) Ohio; 112'2"-\*\*Nancy Ellertson, Wash

### BEST MARKS IN OTHER EVENTS

5000m Run-Debbie Quatier, Wa 16:46.2, Lynn Bjorklund, NM 17:48.0; 80y Hurdles/30"-Michel Harden & Sharon Richardson, both Va, 10.5 (unconfirmed Mitzi McMillin, Wa 10.2; 100mH/30"-Debbie Esser, Ia 14.0; 300m H-Teresa Wierson, Ore 46.5 (unconfirmed Debbie Esser 44.9y)

3rd Edition

The Track & Field Annual for Junior Age Group Athletes

# 1974 STARTING LINE HANDBOOK

84 PAGES



- 1973 Age List
- All Time Age List From Age 8 & Under thru Age 17 Boys and Girls
- Directory of Clubs
- Listing of JO & AAU Associations
- Rules & Events
- Photos...

ORDER NOW \$2



# INTERNATIONAL NEWS

## AROUND THE WORLD WITH CASEY

Thanks for all the nice things you have written me about the idea of this column. I hope it will prove more and more interesting and helpful as time goes on.


Before I write again, I will have been to Rome, to attend the European Championships, and I hope to have for you some results from Europe, as well as a report on the teen-agers who made the European Championship teams.

Since I will be gone for a while, those of you who want pen-friends in New Zealand, don't need to wait for me to come back. Just send an "air-letter" to the coach of the New Brighton Athletic and Harrier Club. His address is: Mr. H.R. Forscutt, 106 Baker St., New Brighton, Christchurch 7, New Zealand. Tell him your age and what events you are interested in and he will give your letter to a boy or girl of similar interest.

His club is interested in cross-country as well as track & field.

Thanks to FRANK MANN of Ontario who sent us the results of the Scarborough Lions Track Classic (see some of the results on this page).

I have contacted the Little Athletics in Australia (Age Group), and hope to get some results from there soon. See you soon...



RUFUS BOTHA  
11 year-old  
distance ace  
from Bloemfontein,  
South Africa

1500m/4:41.3  
5000m/18:00.9  
3000m/9:59.6

WE ARE LOOKING FOR CONTRIBUTORS TO THIS PAGE. WE WANT TO EXPAND THIS SECTION AND NEED NEWS FROM ALL PARTS OF THE WORLD. WRITE TO: STARTING LINE, C/O CASEY IDE, BOX 8/8, RESEDA, CA 91335. PASS THE WORD..

The Junior Development Division of the British Columbia Track & Field Association publishes an Junior Age Group magazine dealing with track & field for youth in Canada.

It is called RECREATIONAL TRACK & FIELD and is edited by Ron Parker. It contains statistical information, results and stories; a real good Mag.

Ron has also put together a remarkable Coaching Manual. It is geared to young athletes and is very helpful. It has 124 pages and costs only \$2.00.

For any information about that publication, write to: Ron Parker, 5998 Larch Street, Vancouver, B.C. V6M 4E4, Canada.

### SCARBOROUGH CENTRAL LIONS GIRLS TRACK CLASSIC ETOBICOKE, Ontario (Canada) - June 1

One of the big features on the eastern Canada track season is this meet, which annually draws the best Girl athletes from Ontario and Quebec, as well as some stars from Michigan and Ohio.

The best race of the meet was the near dead heat of BEV KROTOWSKI and RACHELLE CAMPBELL in the Juvenile Division, the oldest of the three age group divisions contested in this meet. Juveniles are girls born in 1956 and 1957 (or 16 and 17 years of age at the beginning of the year). Campbell turned in a fine 800m as well.

Top U.S. time was by GAIL CHRISTOFFERSON of Cleveland, who ran a 12.4 in winning the Bantam division 100m (for girls born in 1960 or 1961).

Scarborough's JOANNE McLEOD ran a swift 11.2 for 80 meter hurdles in the Midget (born 1962 & 1963).

/Site: Centennial Stadium (all-weather track);  
Weather: 70°, clear, winds gusting from 0.8 to 3.4 meters per second/ :

**Bantam (12-13) Girls** 100m-Gail Christofferson (Cleveland TC) 12.4, Joanne Johnson (Riverside Legion) 12.4 & 12.3h, Julie David (Mississauga TC) 12.6; 200m-David 26.7w, Johnson 26.8w Christofferson 26.8w; 800m-Rochelle Collins (Motor City TC) 2:23.0, Myrna Nearing (Kitchener Waterloo TC) 2:25.2, Lori Cox (Mis) 2:25.6, Anne Marie Malone (Scarborough Lions) 2:25.6; **HJ**-Andrea Wachter (KW) 1.57m/5-1½, Johanne Brien (Region Bourassa) 1.45m/4-9; **4x100mRe**-Kitchener Waterloo 52.6

**Midget (14-15) Girls** 200m-Joanne McLeod (SL) 24.8w; 400m-Teresa Whyte (Scarborough Central Lions) 59.2, Kim Watts (Motor City TC) 59.7; 1500m-Gwen Campbell (SL) 4:51.7, Marg McKeown (Etobicoke Striders) 4:56.9; 80mH-McLeod 11.2; **HJ**-Isabelle Bayer (Clv) 1.57m/5-1½, Tracy Rutherford (Cambridge TC) 1.57m/5-1½; **LJ**-Diane Coffey (Michael Power) 5.17m/16-11½

**Juvenile (16-17) Girls** 100m-Faye Blackwood (Mercury TC) 11.9 Eleanor Mahal (U of T TC) 11.9, Leah Harvey (SCL) 11.9; 200m-Mahal 24.2w, Blackwood 24.3, Harvey 24.4, Bev Krotowski (SL) 24.4; 400m-Krotowski 55.6, Rachele Campbell (Guelph Legion) 55.6; 800m-Campbell 2:12.7, Kathy Leeder (KW) 2:15.0; 1500m-Holly Bleggen (SCL) 4:55.4; 100mH/33"-Suzanne Fleury (CASPA) 15.9; **HJ**-Ramona Kraemer (Mis) 1.57m/5-1½; **LJ**-Sylvie Bouchard (Montreal Internationals) 5.05m/16-6½; **SP**-Debbie Barker 11.66m/38-3; **4x200mRe**-Scarborough Central Lions 1:40.7

GYM, SWIM, TEAM

LEISURE SPORTS CLOTHING

Broderick U.S.A.

TOM BRODERICK COMPANY, INC.  
P.O. Box 6096, Glendale, Calif. 91205 ■ P.O. Box 997, Parsons, Kansas 67357

Send for literature, please indicate Gym and/or Team Sport.




# THE FINISH LINE Regional News and Results

## EASTERN STATES



### AREA CONTRIBUTORS FOR THIS ISSUE

RONALD GILL  
ROBERT GLOVER  
JACK GRIFFIN  
PETER KENNEY  
HUGO PRUTER



Photo/NELSON LYLES

### EASTERN GIRLS TRACK LEAGUE CHAMPIONSHIPS FREDERICK, Md - June 9 - from Jack Griffin

As usual the EGTL was knee deep in sprint talent, but it was hurdlers who stole the show. Over 400 girls contributed to the best competition yet on the eastern seaboard.

Led by host Frederick's CHERYL POIRIER, JANET GRAY and BARBARA DAVIS as well as Mt Lebanon's SANDY BLOOMFIELD, young timber-toppers turned in some of the fastest times ever. Barbara and Jan ran 7.6 and 7.7 in the 10-11 50 yard barriers, though Barbara was actually 12 (the league uses an April 1 cutoff date). Sandy became the first age grouper to dip under 12 seconds for the 80m hurdles. Cheryl got under 14 seconds for the 100 meter distance.

PORTLAND FORD led three girls under 12 seconds in the 10-11 100 and under 27.5 in the 220. The Lamott flash was rivaled by the Travelers LEROYA HUFF, New Image's ROBIN WORMSLEY (10), DC's DAVID JACKSON (8) and Ambler OC's KIM GALLAGHER, each of whom had some marvelous times as well. /Site - Frederick CC (all-weather track); Weather - 93°, wind minimal (0-2.6mph)/:

### KIM GALLAGHER

### ADIRONDACK JUNIOR OLYMPICS

ROME, NY - June 15 - from Robert Glover

Hillsdale's JOHN DUNN appears to be the best bet for national JO honors from upstate New York, since he shoved the 12 pound shot 58-4 in the Senior (16-17) Division. Intermediate (14-15) putters, led by Glen Falls' WILLIAM GEORGE (50-7) threw their weights around too. George is among the leaders in the nation with the high school weight implement. Another good mark was DAVID COZZENS' intermediate class 6-0 high jump. Runners were hampered by high wind, but BRETT DAVIS got a fine 15.5 high hurdles. /Site - RFA Stadium; Weather - heavy winds against sprinters/:

Intermediate (14-15) Boys 100-Ed Dingman (Philmont) 10.8; 440-Tim Lust (Oneida) 53.8, Dan Miller (Adirondack TC, Glen Falls) 55.1; 880-Rod Cardamone (New Hartford) 2:09.6; Mi-Jim Wilde (Voorheesville) 4:54.2; 2Mi-Dan Duprey (W Albany Striders, E Greenbush) 10:46.3; MiW-Chris McGowan (Voor) 9:38;

120HH/39"-Brett Davis (Utica Pacemakers, Ilion) 15.5; HJ-David Cozzens (Waterford) 6-0, Miller 5-10; LJ-Mark David (Adirondack TC) 19-10, Bruce Wildermuth (Phil) 19-7; 12#SP-William George (Adirondack TC) 50-7½, Robert Ferrare (Roman Runners, Rome) 49-0, Alan Qua (Valatie) 46-3, Tom Jasinski (Utica) 46-0½

Senior (16-17) Boys 440-Tim Whitbeck (Val) 50.1, Paul Gentile (Albany) 2:02.4; Mi-Lee Jones (Gouverneur) 4:38.5; MiW-Ron Waite (Loudonville) 8:38.4; 120HH/39"-Ernie Coleman (RR) 15.5 HJ-Kevin Parker (RR) 6-4½; 12#SP-John Dunn (Hillsdale) 58-4

Intermediate (14-15) Girls 100-Valerie Hammond (Granville) 12.4; 220-Kim Hall (Electric City GAC) 28.3; 440-Laurie Austin (Val) 61.7; 880-Lois Buckhout (WAS, Rensselaer) 2:31.5; 100mLH/HJ-Susan Einstein (N Hart) 16.5/4-10; LJ-Janet Davenport (Hoosick Falls) 14-6½; 8#SP/DT-Sheryl Harrington (New York Mills) 36-9½/95-10

Senior (16-17) Girls 100/220-Monika Oesterlin (WAS) 11.9/27.0; 880-Nanette Dusseault (N Hart) 2:31.8; Mi-Rachael Potter (Clinton) 5:32.4; 8#SP-Karen Savage (RR) 34-5

Girls 9-Under 100-R.Henderson (New Image TC) 12.7, S.Ingram (Lamott TC) 13.0; HJ-Klosky (DC CYO) 3-4; LJ-S.Sharpe (Padukies TC) 12-4½; 4x110RE-Padukies 62.1;

440 yard Dash	880 yard Run	220 yard Dash
D.Davis, Pad 70.6	K.Gallagher, Amb 2:35.7	R.Henderson 30.0
D.Jackson, DCY 72.9	D.Jackson, DCY 2:42.2	S.Ingram 30.2
G.Woods, Pad 76.2	S.Sharpe, Pad 2:49.6	D.Davis 31.3

Girls 10-11 Mi-T.Lewis (DCY) 5:32.5, J.Hazlip (NI) 5:32.8; 50LH-B.Davis (12, Frederick T&FC) 7.6, J.Gray (Frd) 7.7, K.McConnell (Frd) 9.0; 6#SP-Trottie (Pad) 23-6½; 4x110RE-Pad 55.5;

100 yard Dash	220 yard Dash	440 yard Dash
P.Ford, Lamott 11.6	P.Ford, Lamott 26.9	R.Wormsley, NI 63.4
V.Crawford, Pad 11.8	P.Young, Gaz 27.0	V.Gallashaw, Pad 63.8
P.Young, Gaz 11.9	V.Crawford, Pad 27.4	F.Wilson, NI 64.6
R.Richardson, Pa 12.0	P.Willie, Gaz 27.9	J.Lea, DCY 64.6

880 yard Run	High Jump	Long Jump
J.Hazlip, NI 2:30.1	B.Davis, Fred'k 4-7	P.Willie, Gaz 14-6½
J.Lea, DCY 2:30.8	J.Gray, Fred'k 4-7	J.Currie, Lam 14-5½
K.Jefferson 2:32.3	D.Stringer, DCY 4-4	V.Gallashaw, Pa 14-3½

Girls 12-13 Mi-D.Campbell (Sports International) 5:29.4, R.Griswell (SI) 5:32.4; 880W-J.McConnell (Fr) 4:31.4; 6#SP/DT-Collins (Greensburg TC) 39-8¼/78-8, Smorgiasso (Gr) 34-1/77-0½ JT-Smorgiasso 76-2; HJ-Albright (Gr) 4-0; 4x110RE-Travelers 50.6

100 yard Dash	220 yard Dash	440 yard Dash
L.Huff, Trv 11.2	L.Huff, Trv 25.3	Johnson, Pad 60.6
K.Young, Pad 11.3	M.Hill, Trv 25.4	Hill, Travelers 60.8
C.Cupid, Ambler 11.4	K.Young, Pad 25.5	Shands, Ja 61.4
L.Foster, Gaz 11.5	N.Aroh, Atoms 26.1	Lyles, DCY 61.9
M.Watson, Gr'bg 11.7	C.Hall, Gaz 26.1	Kovalick, Gr'bg 62.1
R.Robinson, Pad 11.8	L.Cordy, Atoms 26.4	Artis, DCY 62.4

880 yard Run	80 meter Hurdles	Long Jump
D.Campbell, SI 2:21.3	S.Bloomfield, ML 11.9	Rooths, DCY 15-10¼
P.Dutton, Pad 2:21.6	R.Felton, Gr'bg 12.3	Cordy, At 15-7¼
Thompson, Lam 2:22.2	C.Anderson, Fr'k 12.5	Price, Gr 15-2

Girls 14-Over (juniors only) 100...3-T.Leatherman (Fr) 10.8; 220...2-A.Doyle (Ambler OC) 24.0, 3-D.Pastel (SI) 24.3; 440...2-P.Helms 56.4, 3-S.Vega (Atoms TC) 57.4, 4-R.Blaine (At) 57.5 2Mi-M.Harewicz (Mt Lebanon TC) 10:48; 100mH...4-G.Poirier (Fr) 13.9...6-S.White (SI) 14.3; SP/DT-J.Gordon (SI) 39-0/133-10, K.Pyles (SI) 34-5/121-6; JT-C.Scherich (ML) 118-8, P.Radecic (ML) 113-6



**METROPOLITAN LEAGUE GIRLS CHAMPIONSHIPS**

STATEN ISLAND, NY - June 16 - from Hugo Pruter

Though the times and distances didn't show it (possibly because of the rain & wet track), the finale of the first season for this league was a success. Thirteen greater New York teams participated in setting up the meet and providing the contestants.

Such neophyte teams as the New Rochelle TC and Oceanhill Cheetahs were prominent, but it was the Staten Island Jet duo of ROSE GIANPALMO and ROBIN JACKSON who were the lone triple winners of the meet, each with solid performances.

Girls 9-Under 100-Lulu Gonzales (College Point AC) 14.7; 220-Rhonda James (Oceanhill Cheetahs) 34.2; 440-Joan Fenstermaker (Police BC) 79.1; 880-Rita Shrader (PBC) 3:02.7; LJ-Carrie Stumaker (Staten Is Jets) 10-9½; SBT-Stacey Scott (OHC) 63-1

Girls 10-11 100-Rene Mullaney (SIJ) 12.6; 220/440/LJ-Robin Jackson (SIJ) 28.1/67.4/13-11½; 880-Allison Bradford (SIJ) 2:38.4; Mi-Ann Dolan (Brooklyn Striders) 6:05.7; 50LH-Mary Ellen Margagliano (Jersey AC) 9.1, Sherrilyn Rudolph (OHC) 9.2 HJ-Janice Brady (SIJ) 3-9; 6#SP-Lydia Fucci (JAC) 20-4½

Girls 12-13 100/220-Patsy James (OHC) 11.7 & 11.6h/27.2; 440-Regina Felix (OHC) 68.2; 880-Dianna Caiazza (Suffolk AC) 2:35.6; Mi-Kim Chavis (OHC) 6:00.0; MiW-Deborah Legree (OHC) 10:47.7; 50LH-Michelle Adams (OHC) 8.1; HJ-Trina Briggs (SIJ) 4-3; LJ-Ellen Anding (Westport Pacers) 14-7½; 6#SP-Vanessa Garris (New Rochelle TC) 29-6½; 4x110Re-OHC 53.5

Girls 14-Over (juniors only) 100-Debbie Fortune (NR) 11.4; 220/440/LJ-Rose Gianpalmo (SIJ) 26.1/57.4/16-1½; 880...2-Bunice Sullivan (Staten Is Rockettes) 2:26.5; Mi...2-Rhonda Ross (Suf) 5:34.0; 2Mi-Mancy Caiazza (Suf) 12:10.9; HJ-Karen Plotnicki (JAC) 4-11

**MAINE STATE GIRLS HIGH SCHOOL CHAMPIONSHIPS**

ORONO, Me - June 8 - from Peter Kenney

Perfect weather and a meet that ran like clock-work, contributed to some surprisingly strong showings by gals from the most northeast state. Weight throwers CECILE BOUCHARD and ANN TURBYNE of Winslow were the top performers. Ann heaved the shot 41-8 and discus 116 feet, while Cecile warmed up for her international competition by tossing the javelin 121 feet. Best marks from the two division (A or large schools & B or small schools) are shown below. /Site - Univ of Maine (Cinder track); Weather - bright sun, high 70,s; Meet Director - Diane Perkins; Schools - 47; Competitors - 247/:

50/LJ-Berube (Lewiston) 6.3/16-11; 100-Kennedy (Noble) 11.9; 220-Jean Howard (Buckfield) 26.3, Sue Evans (Hampden Acad) 26.5; 440-Terry Greaves (Waterville) 60.2, Jackie Hatfield (York) 61.7; 880-Karen Goodberlet (Bu) 2:24.4, Cecile Bouchard (Winslow) 2:28.5; Mi-Joan Westphal (Mt Desert Is) 5:28.4;

80LH-Beverly Tally (Limestone) 11.6; HJ-Andrea Morse (Falmouth) 5-3; SP/DT-Ann Turbyne (Wins) 41-8¼/116-3; JT-Bouchard 121-2; 4x110Re-Thornton Ac 52.6; 880medRe-Wa 1:56.5



TRAVELERS ATHLETIC CLUB FROM LAWHAM, MARYLAND

**MODEL CITIES TRACK FOUNDATION INVITATIONAL**

FAIRMONT, Md - July 22 - from Ronald Gill

A host of quick sprinters didn't let clouds and showers dampen their speed in this third annual trackfest. Boys 14-15 were especially swift as JASON HENDERSON won both short dashes (9.9 & 22.5) while ERIC SHAW had three superb second places (10.0, 22.7 & 52.7). Eric was runnerup in the "quarter" to WILLIAM CONTEE (51.5) who also ran a fine 2:02 half-mile.

Another good 220 was run by boys in the 10-11 division, where 27.7 was good only for fifth place. For the girls, SHIELA INGRAM prepared for the USA vs. USSR junior meet by whipping three good sprint fields in the 16-17 class. VALERIE MORTON was extra speedy in the 14-15 races. /Site - Fairmont Heights HS (all-weather track); Teams - 14; Competitors - 614/:

Boys 7-Under 100-Darrin Smith (Model Cities) 14.9

Boys 9-Under 100-Kevin Gentry (Laurel TC) 13.2, James Dorsey (Pioneer AC) 13.3; 4x440Re-Lau 5:02.9, New Carrollton 5:15.0;

220 yard Dash		440 yard Dash	
Kevin Gentry, Laurel	30.2	Jim Huber, Laurel	70.2
James Dorsey, Pioneer AC	30.9	Robbie Scott, Adelphi	73.0
Juan Butler, Club East	31.0	Reggie Alexander, Model C	73.0
Robbie Scott, Adelphi	31.0	Joe Sheppard, Laurel	74.0
Jim Huber, Laurel	31.5	Shawn Giles, N Carrollton	75.2

Boys 10-11 100-Carlos Alexander (MC) 11.9; MiRe-MC 4:30.8;

220 yard Dash		440 yard Dash	
Darrell Powell, Model C	27.1	Deane Smith, Model Cities	65.4
Brian Topper, N Car'ltn	27.1	David Nuttall, Adelphi	66.3
Deane Smith, Model C	27.3	Gene Butler, Club East	67.5
Keith Pettigrew, Club E	27.3	Mike Hilledge, N Car'lton	68.8
Tim Moran, N Carrollton	27.7	Darryl Powell, Model C	68.8

Boys 12-13 100-Dathon Williams (MC) 11.0, Chris Pollio (Cavaliers) 11.5; 440-Bruce Trout (Lau) 61.0; 4x440Re-MC 3:58.4;

220 yard Dash		880 yard Run	
Dathon Williams, Model C	24.9	Darryl Gill, Model C	2:18.0
Dwayne Bronson, Club E	25.0	Bruce Trout (12) Laurel	2:18.1
Chris Pollio, Cavaliers	25.6	Paul Suchoski, N Car'tn	2:20.0

Boys 14-15 880-William Contee (CE) 2:02.0; Mi-Greg Franklin (MC) 5:11.1; LJ-Chip Ryan 18-9; 8#SP-Joe Robinson (MC) 49-0;

100 yard Dash		440 yard Dash	
Jason Dickerson, Pacers	9.9	Anthony Fields, Club East	10.1
Eric Simms, Model Cities	10.0	Mark Shaw, Pioneer AC	10.2
Jason Dickerson, Pacers	22.5	William Contee, Club East	51.5
Eric Simms, Model Cities	22.7	Eric Simms, Model Cities	52.7
Mark Shaw, Pioneer AC	23.7	Ronnie Gill, Model Cities	55.9

Boys 16-17 100/220-Duane Henderson (Pio) 9.9/21.9; 880-Kent Burno (Cav) 1:59.6; 330IH/36-Clarence Franklin (MC) 38.4, Vernon Keene (Pio) 38.5; 4x440Re-Model Cities 3:21.5

Girls 7-Under 100-Robin Gill (Model Cities) 14.5

Girls 9-Under 100/220-Carla Logan (Cavalettes) 13.2/31.2, Mischelle Austin (MC) 13.5/31.9; 440-Austin 75.0; MiRe-MC 5:38

Girls 10-11 100/220-Ophelia Thomas (MC) 12.1/28.4, Lillian Price (CE) 12.3/28.5; 440-Sherry McKinney (MC) 68.2

Girls 12-13 100/220-Missy Parzaille (Virginians) 12.0/28.2; 440-Sue Hellige (NC) 65.0; 4x440Re-Virginians 4:37.5

Girls 14-15 100/220-Valerie Morton (Club Orange) 11.0/24.9, Mona Fountain (Pio) 11.5/25.4; 440-Lanani Kelley (Pio) 61.1; 880-Kelley 2:23.0, Sharon Stewart (Cav) 2:25.1; LJ-Sadie McCracken (Va) 15-2½; 4x440Re-Model Cities 4:22.0

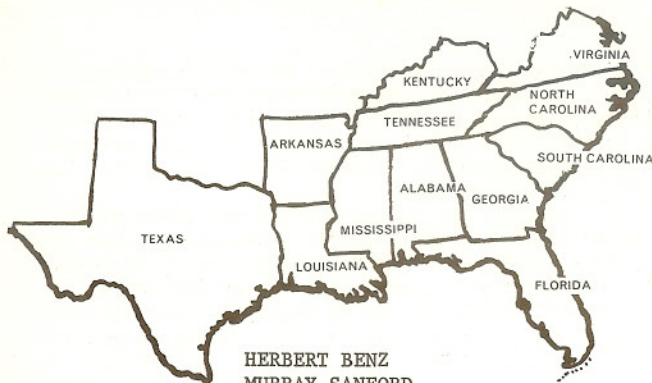
220 yard Dash		100 yard Dash	
Shiela Ingram, Pioneer	24.9	Shiela Ingram, Pioneer	10.9
Charlene Sherwood, Cav	25.1	Charlene Smallwood, Cav	11.2
Paulette Clagon, MC	25.2	Carolyn Groom, Model C	11.3
		Helen Butler, Cl Orange	11.3



# SOUTHERN STATES

## SOUTHERN AAU GIRLS CHAMPIONSHIPS

BATON ROUGE, La - June 8 - from Lurline Struppeck



AREA CONTRIBUTORS  
FOR THIS ISSUE

HERBERT BENZ  
MURRAY SANFORD  
LURLINE STRUPPECK  
WINSTON WALLACE

### ORANGE COUNTY JUNIOR HIGH SCHOOL BOYS CHAMPIONSHIP WINTER PARK, Fla - June 1 - from Herbert Benz

Behind a super 60-5 shot put by massive LARRY STARKE, Carver JHS ran off with the lions share of honors. Larry's toss with the eight pound spheroid is the third best reported by a junior high boy in the nation this year.

Hardly less impressive was DAVID STEWART's 4:32.8 mile and the 4:49.5 fourth place finish in the same race by Stewart's teammate JOHN IRVINE, which is the second fastest ever reported for a 12 year-old (faster even than the Assumma brother)!

"Super gnat" CYRIL WYATT, all 5-5/130 pounds of him, had an outstanding triple victory. /Site - Schowalter Field; Weather - 90°, high humidity, little wind; Competitors - 493; Schools - 20/:

100/220-Cyril Wyatt (Robinswood JHS) 10.4/23.1; 440-Mike Johnson (Winter Park) 52.1, Spinks (Memorial) 53.2, White (Lee) 53.2; 880-Jimmy Clay (Glenridge) 2:05.5, David Stewart (L) 2:07.5; Mi-Stewart 4:32.8, Heindman (Cherokee) 4:45.4; 70HH/39"-James Hickey (Apopka) 8.9; 330LH/30"-Larry Fann (L) 40.8;

HJ-Roger Rühle (Mem) 5-10; PV-Don Bailey (Walker)-11-0; LJ-Wyatt 19-9½, Mike Smith (Ap) 19-9¼, Rühle 19-4¼; 8#SP-Larry Starke (Carver) 60-5½, Timmons (Wa) 49-4, Chris Calhoun (Ca) 49-1; DT/1.6kg-Starke 127-3, Calhoun 124-8, Hughley (Ap) 123-0 4x110Re-Ca 45.6, Rob 46.1; 4x440Re-Ca 3:38.7, Howard 3:39.0

### VIRGINIA STATE GIRLS HIGH SCHOOL CHAMPIONSHIPS WOODBIDGE, Va - May 18

Sophomore PAULA GIRVEN took three events, including impressive marks in the jumps (18-1 and 5-7). Nationally ranked JACKIE GORDON was close to 40 feet in the shot and 140 feet in the discus. Overall, Virginia's interscholastic program is making great strides, at least in the northern part of the state:

100-Sharon Richardson (Kecoughtan HS, Newport News) 11.6; 220/HJ/LJ-Paula Girven (Gar-Field, Woodbridge) 26.1/5-7/18-1½; 440-Sherry James (Groveton, Alexandria) 58.3; 880-Barbara Butler (Gr) 2:22.2; 80LH-Michel Harden (Mt Vernon, Alex) 10.5 Richardson 10.5; 8#SP/DT-Jackie Gordon (Woodson) 43-11/137-2; 4x110Re-Ferguson, Norfolk 50.6; 4x220Re-Woodson 1:49.3

Girls from Nugent and Indianola, Mississippi dominated the younger divisions while the ladies from Dryades and Crescent City Track Club's of Louisiana were the big winners in the older groups. SUE HACKETT warmed up for the "big" meets by going 5-9 and over 18 feet in the jumps. Other jumpers were good too, especially in the 10-11.s.

On the track, ISABELLE HARTFORD edged Dryades teammate WANDA NICHOLSON twice in the 14-17 sprints. Nugent's ODESSA ADAMS took three 10-11 sprints, with outstanding times against the wind. /Site - Moore Stadium, Louisiana State U (all-weather track); Weather - 15mph winds (aiding long jumps, but against sprints); Teams - 16/:

Girls 9-Under 50-Gloria Veals (Nugent TC) 7.2& 7lh, Frankie Baker (Indianola TC) 7.3; 100-Katrina Weeks (In) 13.5, Gail Sherman (Nu) 13.7; 880-Laura Singleton (Dryades Street YMCA) 2:54.8, Schwanda Refuge (Dry) 2:57.6; HJ-Peggy Lacoste 3-6, Rose Wilcox (Little Farms TC) tied Louise Hopkins (In) at 3-6; 4x110Re-Indianola 58.1, Nu 61.7, Dry 61.7, New Iberia TC 62.0;

220 yard Dash (against wind)	Long Jump (wind-aided)
Katrina Weeks, Indianola 30.8	Louise Hopkins, Ind 12-3¼
Frankie Baker, Indianola 31.2	Joan Arabie, Frog City TC 12-2½
Gail Sherman, Nugent 31.8	Janet Davis, Indianola 12-0½
Janet Davis, Indianola 32.0	Lisa Duncan, Little Farm 11-9¼

Girls 10-11 50(vs wind)-Odessa Adams (Nu) 6.5, Peggy Berkhalter (Dry) 6.7; 100/220(vs wind)-Adams 12.2/27.6; 440-Berkhalter 65.6, Brenda Owen (Caddo AC) 66.8; 4x110Re-Dry 55.5;

880 yard Run	Shot Put (6 pound)
Alberta Brown, Ind 2:33.7	Maehester Lockett, Nug 30-10
Tara Arnold, CrescentC 2:33.8	Kim Allen, Crescent City 30- 7
Laurie Hart, CrescentC 2:38.1	Cynthia Adams, Caddo AC 29- 6½
Sandra Wyatt, Dryades 2:41.1	Sylva Williams, Ind 25- 3½

High Jump	Long Jump
Elma Brown, Caddo AC 4-5	Vanessa Edwards, Nugent 14- 3¼
Sonia Kelley, Dryades 4-2	Stephanie Cook 14- 0
Jill Davis, Caddo AC 4-1	Terry Di Silva, L Farms 13-10¼

Girls 12-13 100(vs wind)-Marcella Williams (Nu) 12.0, Stephanie Williams (Dry) 12.0; 220(vs w)-Williams 27.0, Stacy Allen (Crescent City TC) 27.2; 880-Ana Maristany (CC) 2:26.8, Carol Quartano (CC) 2:27.8; Mi-Paula Spurgeon (Dry) 5:47.7, Pam LeBlanc (CC) 5:48.0; 50H(vs w)-Allen 7.3, Dorothy Hicks (Nu) 7.6, Jami Gremillion (CC) 7.8; HJ-Lana Zimmerman (CC) 4-7; LJ -Paula Nixon (FC) 16-11¼, Gail Jacquet (NI) 16-2½; 4x110Re-Nu 51.9; 880MedRe-Nugent 1:59.2, CC 2:00.0, Frog City 2:00.7;

440 yard Dash	Shot Put (6 pound)
Dorothy Hicks, Nugent 62.5	Deborah Lato, Crescent C 35-4
Paula Nixon, Frog City 62.6	Debra Davis, Nugent 32-5½
Jeri Hopkins, New Iberia 62.8	Denise Oliver, N Iberia 32-1¼
Pat LeBlanc, Crescent C 63.2	Jami Gremillion, Cres C 31-7½

Girls 14-17 100(vs wind)-Isabelle Hartford (Dry) 11.2, Wanda Nicholson (Dry) 11.2; 440-Bernardine Givens (Dry) 58.1, Geneva Stark (Dry) 59.2; 880-Chris Ann Ward (CC) 2:31.7; Mi-Lourdes Maristany (CC) 6:02.4; 2Mi-Patti LeBlanc (NI) 14:02.5;

100mH/33"-Debbie Jacobsen (CC) 15.4, Lena Hicks (Nu) 15.9; 400mH-Hicks 69.9; HJ-Susan Hackett (Dry) 5-9; SP-4kg/JT-Darlene Ourso (CC) 37-7½/116-2; DT-Mary Gray (Dry) 107-4; 4x110 Re-Nu 48.5; 880MedRe/4x440Re-CC 1:52.4/4:10.2;

220 yard Dash (against wind)	Long Jump (wind aided)
Isabelle Hartford, Dry 25.0	Susan Hackett, Dryades 18- 1
Wanda Nicholson, Dry 25.2	Janice Marshall, PressRk 17-11¼
Debbie Jacobsen, Cres C 25.5	Monica Williams, Dry 17- 7¼



**KENTUCKY STATE GIRLS HIGH SCHOOL CHAMPIONSHIP**  
LOUISVILLE & BOWLING GREEN, Ky - May 24 & 25

**GEORGIA JUNIOR OLYMPICS**  
ATLANTA, Ga - June 22 - from Murray Sanford



Photo/KEITH WILLIAMS-Louisville Times

Ballard's Sally Sligar, left, is congratulated by her runner-up, Butler's Susan Jagers, after Miss Sligar won the first mile event ever run as part of a Kentucky girls' Class AAA State Track Meet. Miss Sligar also broke her own half-mile record with a 2:18.3 clocking.

Schools in the Blue Grass State are divided into three classes for interschool competition, according to the size of school. AA (or medium size) schools generally had the best marks of the three girls sections. AAA (or large) schools had their finals at a high school track on Friday night, while the A (small school) and AA finals were held on Saturday at Western Kentucky University.

Leading performers were 11th grader SALLY SLIGAR, who won both AAA distance events, just edging teammate KATHY SCHAFER in the 880 (2:18.3 to 2:18.5) and PAT BLACKBURN, who sped to a 10.8 century (no wind info) then ran on two winning AA relay squads. /Scoring Schools - 96/:

**AAA Schools** 100/220-Ruth Stewart (Manual HS) 11.6/25.7; 440-Therese Wright (Assumption) 60.9; 880-Sally Sligar (Ballard) 2:18.3, Kathy Schafer (Bal) 2:18.5; Mi-Sligar 5:18.3, Susan Jagers (Butler) 5:20.6; 50LH-Vickie Newton (Moore) 7.2; 80LH-Betty Fox (Park Ridge) 11.2; 4x110Re/4x220Re-Central HS, Lsv 50.3/1:47.2; 880medRe/4x440Re-Ballard 1:52.2/4:10.3

**AA Schools** 100-Pat Blackburn (Lafayette HS, Lexington) 10.8, Pam Reid (No Hardin) 11.0; 220-Reid 25.9; 440-Sharolyn Shannon (Tilghman, Paducah) 58.0; 880/Mi-Lissa Moore (Franklin Co) 2:19.9/5:23.2; 50LH/80LH-Stephanie Hightower (Fort Knox) 6.9/10.6, Ava Wilson (Madisonville) 7.0/10.9;

HJ-Donna Murphy (Newport) 5-3; LJ-Lisa Samuels (Male HS, Louisville) 18-6; SP-Opal Hamilton (Til) 40-1; DT-Cheryl Doyle (Hopkinsville) 118-1; 4x110Re/4x220Re-Laf 49.4/1:44.5; 880 medRe-Fleming County 1:51.2; 4x440Re-Boone County 4:02.2

**A Schools** 100-Sheila Brown (Mercer Co) 11.3; 220-Susan Widner (Corbin) 26.7; 440-Debra Crooks (Paris) 59.1; 880-Noreen White (Georgetown) 2:27.1; Mi-Gail Nugent (Hancock Co) 5:41.6 50LH/80LH-Anita Jones (Ft Campbell) 7.2/10.9; LJ-Rose Travis (Carroll Co) 17-6 $\frac{3}{4}$ ; SP-Tudy Ball (Williamsburg) 110-8; 4x110 Re/4x220Re-Trigg Co 51.4/1:48.5; 4x440Re-Bellevue 4:18.9

Athletes from Atlanta and East Point led the way in most events. Atlanta's LESTER MICKENS, had a solid middle distance double which included a 50.9 440. East Point's DAVID ARNOLD, just 14, topped the 120 high hurdles (39" variety) in 16.5 seconds.

In most events the first three placers advanced to the Region III J.O. meet. /Site - Lakewood Stadium (res-lite track); Weather - very hot, 98°, clear, wind nil; Meet officials - Atlanta Track Club; Competitors - 273/:

**Intermediate (14-15) Boys** 100-Earl Arnold (Atlanta) 10.4, Jeffery Larkin (Atl) 10.4; 220-Keith Davis (Atl) 23.6, Larkin 23.8; 440/880-Lester Mickens (Atl) 50.9/2:05.2; Mi-Cornelius Williams (Macon) 4:47.1, Michael Randall (E Point) 4:48.2; 2Mi-Donald Hughes (Ma) 10:31.5; MiW-Brad Riner (Swinesboro) 9:36.6;

120HH/39"-David Arnold (14, EP) 16.5, Danny West (Decatur) 16.6; HJ-John Threadgill (Carrollton) 5-8; LJ-Chester Ricks (Soper-ton) 19-5 $\frac{1}{2}$ ; 12#SP-Ricky Bryant (Cochran) 42-9 $\frac{1}{4}$ , Robert Peche (Co) 42-3 $\frac{1}{2}$ ; DT-Bryant 124-10, Alfred Boylston (EP) 122-10; PV-Mike Sullivan (Winder) 12-0, Steve Williams (Co) & Ricks 10-8

**Senior (16-17) Boys** 880-Robert Veal (16, Ma) 2:00.4, Mark Thompson (16, Atl) 2:02.0; Mi-Thompson 4:36.9; 120HH/39"-Tony Black (EP) 14.9; HJ-Maurice Brown (Atl) 6-4; LJ-Larry Lowe (Atl) 21-10 $\frac{3}{4}$ ; DT-Walter Knight (16, EP) 147-10

**Intermediate (14-15) Girls** 100-Darlene Cato (Marietta) 11.7; 220-Toni Morgan (Dec) 26.7; 440-Leisa Harris (Atl) 65.2; 880/Mi-Brenda Monds (Quitman) 2:38.0/5:46.7; 100mLH-Sonya Crute (Atl) 16.3; HJ-Joan Bloom (Barney) 4-4; LJ-Robyn King (Dec) 16-9 $\frac{1}{2}$ ; SP/DT-Shelia Johnson (Midville) 35-5 $\frac{1}{2}$ /108-2

**Senior (16-17) Girls** 440-Cheryl James (Bar) 62.7; 880-Veronica Smith (Rome) 2:30.9; LJ-Lydia Cotton (Atl) 17-4, Bridget Hall (Tucker) 17-2; HJ-Jackie Olds (Atl) 4-8

**TENNESSEE STATE GIRLS HIGH SCHOOL CHAMPIONSHIPS**  
NASHVILLE, Tenn - May 25 - from WINSTON WALLACE

Though non-sanctioned state meets have been held in Coffee County the last two years, this was the first year for an "official" state-wide girls meet approved by the Tennessee Secondary Schools Athletic Association. For starters, it wasn't bad.

Qualifying was through three regionals in East, Middle and West Tennessee (though next year qualifying is expected to start at the district level). Best time in the regionals belonged to Freshman MARGARET GROOS, who covered a half-mile in a shocking 2:10.6 on May 18.

In the finals, a superb mile battle saw sophomore CATHY COCKE edge VALERIE WATERS by two steps in 5:09.3. Defending high jump and sprint champs CARLA TART and TERESA BAUGH retained their titles with excellent marks. Manchester High, where it all began for girls high school track in the state, won three events. /Site - Overton HS; Weather - clear, sunny, upper 70°, little wind for finals; Meet Director - Tommy Griffith; Schools - 42/ Winners of finals:

100/220-Teresa Baugh (Nashville North) 11.2/25.4; 440-Elsie Davenport (Soddy-Daisy) 59.7; 880-Margaret Groos (Harpeth Hall) 2:13.4; Mi-Cathy Cocke (Brentwood Academy) 5:09.3; 80H/30"-Isabel Hunsaker (Tennessee Prep) 11.1;

HJ-Carla Tart (Manchester) 5-5 $\frac{1}{4}$ ; LJ-Glenda Hime (Nashville Hillsboro) 16-11; 8#SP-Margaret Martin (Memphis South Side) 39-1 $\frac{1}{2}$ ; DT/1kg-Wanda Thompson (Nashville Hillwood) 108-2 $\frac{1}{2}$ ; 4x110Re/4x220Re-Manchester 49.2/1:44.2



# MIDWESTERN STATES

ILLINOIS STATE GIRLS HIGH SCHOOL CHAMPIONSHIPS  
CHARLESTON, IL - May 17 & 18



## AREA CONTRIBUTORS FOR THIS ISSUE

MARK BECKER  
BILL FAVROW  
SAM GIAMBELLUCA  
NORM SKELLY

## MIDSTATES FEDERATION TRACK & FIELD MEET COZAD, NB - May 30 - from BILL FAVROW

Some excellent quality performances were made at this meet, in particular the remarkable throwing performance of 14 year-old JIM FAVROW.

Jim, one of the most promising young weightman to come to the U.S. scene, has been busy establishing ever new standards in the Shot and the Discus, regardless of weight.

In this meet, he was voted the Outstanding Athlete in the Intermediate division (12-14), recording the following series of marks: SP #8/63-11, SP #12/53-0 1/4, SP #16/44-4 (winning the Open Men's division); Discus #1.0/200-8, Disc #1.6/144-2 and the 2Kg 124-2 1/2.

Omaha's RANDY BROOKS was a standout quadruple winner in the sprints and the hurdles in the same division, while DON ROSSBACH, in the junior group, couldn't be touched from the 100 to the quarter.

**Bantam (11-Under) Boys** 75/LJ/DT(1kg)-Jay Jones (Beatrice, Neb) 8.9/15-10/88-7; HJ-Jones 4-6, Dan Murman (Hastings Optimists) 4-6, Randy Penner (Edger) 4-6, Willy Mamm (Brady) 4-6; 6#SP-Jones 31-3 1/2, Rick Price (Lexington) 30-3; 4x110Re-OmahaBC 56.2

**Intermediate (12-14) Boys** 100/440/60HH/100LH-Randy Brooks (Omaha BC) 10.7/56.5/8.0/12.0; 220-Brian Cummings (Cozad, Neb) 25.1; 880/Mi-Frank Reilly (Laramie, Wyo) 2:05.7/5:09.2, Dave Schwarting (Fremont, Neb) 2:09.1/5:09.3; 4x110Re-Cozad 49.4; HJ/LJ-Kevin Foster (Bassett, Neb) 5-4/17-11; PV-Rod Thelander (Tekamah, Neb) 11-8, Bill Ramsey 11-3 1/2;

<b>Shot Put (8 pound)</b>	<b>Discus Throw (1.0 kg)</b>
Jim Favrow, Manhattan, K 63-11	Jim Favrow, Manhattan 200-8
Dave Berreckman, Cozad 46-1	Josh Mast, Julesburg, Co 133-8
Tim Callahan, Brady, N 43-3 1/2	Bill Fyfe, Cozad 131-8

**Junior (15-18) Boys** 100/220/440-Don Rossbach (Randolph, Neb) 9.6/22.3/54.5; 880-Dyrk Dahl (Ft Collins, Colo) 2:05.8; Mi-Bob Fink (Evergreen, Colo) 4:33.2; 120HH/LJ/TJ-Jeff Burrus (Norfolk TC) 14.5/21-3 1/2/45-9; HJ-Brian Steadman (Dawson Co TC) 6-4; PV-Vern Hiatt 13-8 1/2, Bill Bates (Gothenburg, Neb) 13-8 1/2;

<b>Shot Put (12 pound)</b>	<b>Discus Throw (1.6 kg)</b>
Bob Feverbach, Preston, I 61-8	Jim Squire, Sandy Crk, N 166-2
Jim Squires, Sandy Crk, N 57-4	Gene School, Hartington 162-3
Jim Favrow, Manhattan, K 53-0 1/2	Rich Foster, Washington 161-3
Rich Foster, Wash'ton, K 52-3 1/2	Jim Favrow, Manhattan, K 144-2

**Bantam (11-Under) Girls** 75/LJ-Jean Dufresne (Kansas City No Stars) 9.2/13-3 1/2; HJ-Julie Gorham (KCNS) 4-0; 4x110Re-HO 59.9

**Intermediate (12-14) Girls** 100/220-Julie Farris 11.2/26.3, Jenny Gorham (KCNS) 11.4/26.4, Stephanie Wagner 11.5/26.6; 440-Jenny Gorham 64.6; 880-Cindy Graham (Independence TC) 2:28.4 80LH-Kris Stewart 12.5; HJ-Tammy Wolfe (Fairfield) 5-0, Mary McGinnis (Curtis) 5-0; LJ-Farris 16-4 1/2; SP-Marge Klein (HO) 33-3; DT-Monica Sherman (Nebraska TC) 85-2; 4x110Re-HO 52.1

**Girls 15-Over** 100-Mary Lou Jasnoch (Oshkosh, Neb) 10.7, Debbie Quillen (Neb TC) 10.8, Cindy Tatum (Neb TC) 11.0; 220-Jasnoch 25.2, Tatum 25.5, Quillen 25.6; 100yLH/LJ-Nancy Kindig (Neb TC) 13.5/17-2; SP...2-Donna Short (Neb TC) 42-1 1/2; DT-Sara Bailey (Neb TC) 126-11

DEBORAH MOSES, TRUDI REBSAMEN and KIM SCHOFIELD won two events, but DEBI KILHOFFER got three gold medals (including two relays) to lead her Illiopolis mates.

Deborah was the first girl from a Chicago city school to win an individual title, with a fine 10.7, 80 low hurdles. Kim lost a chance for a triple win for the second year, by getting eliminated for false starts in the 50, but did have her usual good long jumping.

Undergraduates from the Chicago environs dominated most of the events. All track winners won with room to spare.

Rebsamen streaked to an excellent 56.5 quarter, while LISA HAMITY turned in a fine 5:04.5 mile, ahead of MELODY MILLER, who won the half-mile.

ANDRA OLSON had a good 5-5 high jump. MARY ANN JOHNSON inflicted a rare in-state defeat to SHEILA YURKSHAT in the shot.

/Site: Lincoln Field; Weather: rain, first day; Scoring Schools: 45/ :

50-Deborah Moses (Harrison, Chicago) 6.2; 100/LJ-Kim Schofield (Southeast, Springfield) 11.1/18-7 1/2; 220/440-Trudi Rebsamen (Prospect) 25.3/56.5; 880-Melody Miller (Maine East) 2:14.9, Robin Smith (Lincoln-Way) 2:15.0, Andra Olson (Sycamore) 2:17.1; Mi-Lisa Hamity (Oak Park) 5:04.5, Melody Miller (ME) 5:13.8;

80LH-Moses 10.8; 110LH-Debi Kilhoffer (Illiopolis) 15:2; HJ-Olson 5-5; SP-Mary Ann Johnson (Conant) 42-11 1/2, Sheila Yurkshat (Reavis) 41-5 1/2, Nan Steinmeyer (Carlinville) 38-10 1/2; DT-Jeri Ann Miller (Mendon Unity) 114-0; 4x110Re/4x220Re-Illiopolis 50.1/1:46.1; 4x440Re-Maine South 4:07.2

## IOWA STATE GIRLS HIGH SCHOOL CHAMPIONSHIPS DES MOINES, Iowa - May 17 & 18

Girls from 66 schools scored on the incredibly varied 17 event schedule in the thirteenth annual state meet.

Truly, Iowa has yet to be rivaled for the most extensive high school program in the U.S.

Solid marks were a dime a dozen. DEBBIE ESSER won two hurdle races and her Woodbine teammates took three of the six relay races (!), all with superb times.

ROSEMARY HOLDEN of Scranton won a 2:13.6/5:13.3 distance double and SUE HAYNES got off a swift 55.9 quarter.

As usual the "tall corn" state came up with a good discus thrower in Elgin's CORA HANSON.

/Site: Drake Stadium/ :

100-Faye Perkins (Crestwood HS) 11.4; 220-Julie Olson (Clay Central) 25.1, Sue Haynes (Webster City) 25.1; 440-Haynes 55.9 Linda Bruning (Willow) 57.9; 880-Rosemary Holden (Scranton) 2:13.6, Sue Deppe (Ames) 2:15.8, Paula Vanderbeek (No Mahaska) 2:16.7, Diane Becker (Hempstead, Dubuque) 2:16.9; Mi-Holden 5:13.3, Vanderbeek 5:14.7; 4x110Re-Washington, Cedar Rap 50.5;

100mLH-Debbie Esser (Woodbine) 14.0, Jeannine Brothersen (BGM) 14.2; 220LH-Esser 28.8, Connie Lynch (BCL) 28.9; HJ-Patty Grubb (Burt) 5-4; LJ-Lynch 17-9 1/2; SP/4kg-Joni LeFever (Glenwood) 39-5, Kathy Kabele (Spirit Lake) 38-10 1/2; DT-Cora Hanson (Valley, Elgin) 130-3; 4x220Re/880MedRe-Woodbine 1:43.9/1:50.3; 4x440Re-Woodbine 4:00.5, Ackley-Geneva 4:02.5; DistMedRe-Spirit Lake 4:09.2; 4x100mLHRe-Spencer 63.1



**THIRD ANNUAL MOUND INVITATIONAL MEET**

MIAMISBURG, OH - May 25 - from MARK BECKER

On a warm and windless day, the Mound Invitational meet attracted some of the top young athletes from Ohio, Michigan, Kentucky and Pennsylvania.

11 year-old JACK JOHNSON of the Detroit Striders, competing with a broken hand, was named the outstanding athlete of the meet, recording a triple win in the 50 hurdles (8.6), long jump (14-11) and especially in the high jump where he climbed 4-9 3/4, one of the best mark in the nation this year.

SCOTT DAHM continued in his winning ways, taking a double win, including an Age-12 all-time best performance of 2:10.6 in the half-mile.

SCOTT KEIFER (Kettering) and RODNEY WILLIAMS (D.S.) had an excellent day in the 9-under division.

PAUL VANDERSTEEN (Bloomington) bested a tough group in the 10-11 mile, clocking 5:18.2 - very good time.

Athen's TC MIKE MAYHEW won a distance double in the 14-15 14-15 group in fine time. The brother act of BILL and RAY WELCH continues to highlight the Ohio track scene, whether it be in the hurdles, the jumps or the weights.

**Boys 9-Under** 100-Edwin Shanks (Detroit Striders) 14.0; 220-Scott Keifer (Kettering Striders) 30.8, Rodney Williams (DS) 31.7; 440-Rodney Williams (DS) 71.2, Bernard Call (Saginaw TC) 73.1; LJ-Call 12-2 1/4, Robert Leaks (DS) 11-11; HJ-Call 4-1, Kevin Slaton (Mound TC) 3-8, Miller (KS) 3-8; 4x110Re-Sc 63.5;

<b>Baseball Throw</b>	<b>880 yard Run</b>
Keith Grover, Scioto 157-3	Scott Keifer, Ket Str 2:46.0
Steve Roy, Owen Sound 147-8	Rodney Williams, Det St 2:46.6
Scott Keifer, Ket Str 147-2	Jay Porter, Mound TC 2:48.4

**Boys 10-11** 100-Mark Zanowick (Mnd) 12.4; 220-Mike Rosendale (Mnd) 29.1; 440-Frederick Thomas (DS) 66.8; 880-David Hahn (Mnd) 2:43.0; 50LH-Jack Johnson (DS) 8.6, Ron Martin (Panther TC) 9.0; HJ-Johnson 4-9 3/4, Zanowick 4-7; LJ-Johnson 14-11; 4x110Re-Sc 31-11 1/4; MiRe-Md 4:47.6;

<b>Shot Put (6 pound)</b>	<b>One mile Run</b>
Mark Zanowick, Mound 31-11 1/4	Paul Vandersteen, Blrtn 5:18.2
Rod King, Mound 27-11 1/2	Louis McClendon, Det St 5:22.4
Larry Danduran, Scioto 27- 2 3/4	Mike McCracken, N Col H 5:25.2
	Chris Caudill, Det Str 5:35.0

**Boys 12-13** 100-Chris Forgy (KS) 11.6; 220-Scott Dahm (KS) 26.5; 440-Rodney Young (Motor City TC) 60.8; Mi-Tom Rhodes (Mt Lebanon TC) 5:00.0, Lyndon Johnson (DS) 5:01.9; HJ-Rich Snodgrass (Mnd) 5-3 3/4; LJ-Bruce Bumbalough (Graham Falcons) 15-3 1/2; 8#SP-Dan Wenz (Louisville TC) 39-3 1/2, Craig Ruhkamp (Mnd) 36-1 1/2; DT/lkg-Wenz 134-3, Bob Shaffer (GF) 107-3; 4x110 Re-Mnd 54.7; 4x440Re-KS 4:13.1; 880 yard Run

<b>70 yard Hurdles (30 inch)</b>	<b>880 yard Run</b>
Chris Forgy, Ket Str 10.2	Scott Dahm, Ket Str 2:10.6
Thad Holt, Kettering Str 10.4	Dennis Connell, Lou'svl 2:16.9
Bruce Bumbalough, GF 10.5	John Wallace, Scioto 2:18.7
Doug Hortman, Mound TC 10.7	Thad Holt, Ket Str 2:19.4
	Tom Rhodes, Mt Lebanon 2:19.5

**Boys 14-15** 100-Derrick Velte (Franklin TC) 11.0; 220-Tim Tripp (Utopian AC) 24.8; 440-Sandy Paniello (Lsv) 54.6; 880-Mike Mayhew (Athens TC) 2:09.1; 120LH-Ray Welch (GF) 14.4; MiW-Tony Morrett (GF) 9:03.4; HJ-Craig Cummings (Mnd) 6-0, Allan Huber (Mnd) 5-10; LJ-Cummings 19-2 1/2, Bill Welch (GF) 18-11 1/2; DT/1.6kg-B.Welch 108-8; 4x110Re-Mnd 49.0; 4x440Re-Lsv 3:53.5 4x880Re-KS 9:18.9;

<b>One mile Run</b>	<b>Shot Put (8 pound)</b>
Mike Mayhew, Athens TC 4:45.1	Ray Welch, Graham Falc 53-3
Pete Oka, Kettering St 4:49.0	Bill Welch, Graham Falc 52-9 1/2
Tim Hartford, Louisv'l 4:49.2	Kevin Butt, Franklin TC 51-3 1/4
	Dave Hortman, Mound TC 50-0 1/2

**SOUTH DAKOTA GIRLS HIGH SCHOOL CHAMPIONSHIPS**

State record holders FRAN HOOGESTRAAT and VERA SCHLOSSER had to settle for second best, as they were upset by shot putter PAM PORTER (42-6) and high jumper KAY OSWALD (5-4) respectively. Major results:

**Class A Schools** 100/220-Lisa McDowell (O'Gorman HS, Sioux Falls) 11.0/26.1; 440-Susan Eleeso (Brandon Valley) 61.5; 880 Kim McKeen (Lincoln, SF) 2:25.7; Mi-Angie Doerr (Central, Aberdeen) 5:37.0; 110LH-Lavonne Opitz (Redfield) 15.3;

HJ-Karin Franzin (Batton) 5-2 1/4; LJ-Jane Buche (Mitchell) 17-1 1/4; SP-Pam Porter (Washington, SF) 42-6, Fran Hoogestraat (Lennox) 39-2; DT-Deb Snalken (Todd Co) 116-10; 4x110Re-Wash,SF 51.9; 4x220Re-Pierre 1:51.6; 4x440Re/880MedRe-Lin,SF 4:13.0/1:55.4

**Class B Schools** 100-Nancy Dwight (Springfield) 11.4; 880-Nya Buhler (Delmont) 2:28.9; Mi-Jane Wipf (Freeman) 5:33.2; 110LH-Sheila Gemar (Scolland) 15.3; HJ-Kay Oswald (Gary) 5-4, Vera Schlosser (Cresbard) 5-4, J.Brockhaw (Poshalt) 5-4; SP-Twila Kjerstad (Wall) 37-3 1/2; DT-Sandy Holmberg (Cr) 113-8

**MICHIGAN GIRLS HIGH SCHOOL CHAMPIONSHIPS**

GRAND RAPIDS, MI - June 1 - from NORM SKELLY

ANITA LEE led her Cass Tech team to the state title for class A-B Schools, by taking first in two events and second in another.

She won the 80 yard hurdles in 10.7, long jumped over 17 f-et and her 5-6 was good enough for runner-up spot in the high jump.

The latter event saw seven girls over 5-4. Another double winner was Detroit's JOSEPHINE HOBBS in the sprints.

Ninth grader MARY ANN OPALEWSKI of Saginaw, recorded a personal best, as the 80 pound mite held off Ann Arbor's ANN FORSHEE in 5:11 for the mile.

/Weather: 68°, light wind/ :

100/220-Josephine Hobbs (Central HS, Detroit) 11.0w & 11.1h; 440-Mahalia Ewell (Northwestern, Flint) 58.9; 880-Sue Parks (Ypsilanti) 2:14.4; Mi-Mary Ann Opalewski (MacArthur,Saginaw) 5:11.0, Ann Forshee (Huron, Ann Arbor) 5:11.8; 80LH-Anita Lee (Cass Tech, Det) 10.7, Sari Johnson (Eisenhower, Sag) 10.9;

HJ-Ellen Dempsey (Howell) 5-6, Lee 5-6, Margaret Zimmicky (Lincoln Park) 5-6, Sue Doyle (Clio) 5-5, Linell Jones (NW, Flint) 5-5, Terri Johnson (CC, Muskegon) 5-4, Laura Borrer (Ainsworth Flint) 5-4; LJ-Lee 17-0 3/4; SP-Jane Pearce (Holt) 41-0 3/4; 4x110 Re-Northern, Fl 49.8; 880MedRe-Cass T 1:49.0, NW, Fl 1:49.1

**OZARK JUNIOR OLYMPIC DECATHLON**

POPLAR BLUFF, MO - June 8 & 9 - from SAM GIAMBELLUCA

JEFF JONES, on the strength of a 6-2 high jump and a good series of weight events eked out a tight win over CHARLES BAUMAN in the Intermediate ten-event test. Jones cinched the win in the next to last event, the javelin throw.

Intermediate (14-15) Boys

100m LJ	SP	HJ	400m	120H	DT	PV	JT	1500m	Total
	12#			39"	1.6kg		800g		Score

Jeff Jones (Poplar Bluff, Mo...age 15)  
13.0/19-5 3/4/37-10 1/2/6-2/61.2/20.0/111-7 1/2/8-0/133- 6/5:19.7 4861

Charles Bauman (Festus, Mo...age 16)  
11.9/18-9 1/4/32- 3 1/4/5-2/56.0/19.5/ 88-9 1/2/9-6/102- 5/4:55.6 4788

Mark Whitaker (Chaffee, Mo...age 15)  
13.2/16-3 1/4/32-11 /5-6/59.6/19.3/ 89-2 /8-6/131-10/5:01.6 4384

Senior (16-17) Boys

Russell Leach (St Louis, Mo...age 17)	12.3/19-4 1/4/46- 4 1/2/5-6/57.4/18.9/ 88-2 1/2/10-0/130- 1/5:24.2 5159
---------------------------------------	---



# MOUNTAIN STATES




## AREA CONTRIBUTORS FOR THIS ISSUE

SUE HUMPHREY  
DON OSSE

### ARIZONA GIRLS JUNIOR OLYMPICS

PHOENIX, Ariz - May 25 - from Sue Humphrey

Senior (16-17) MARILYN WHITE tossed 147-5 and Intermediate (14-15) JULIE SCHMELZER threw 131-11 in the javelin for best marks. /Site - Phoenix College (reslite track); Weather - hot; Teams - 12/;



DAWN FREEMAN

Photo/JEANE FLOYD

Girls 9-Under 100/440-Lisa Sypherd (Arizona TC) 13.8; 220-Elaine Vanert (Highland Striders) 32.7 & 32.5h; 880-Lisa Anetsberger (Arz) 2:44.7, Cathy Palmer (Valley of the Sun TC) 2:50.4; HJ-Gretchen Munn (Phoenix TC) 3-10, Rhonda Weddle (Creighton TC) 3-10; LJ(-wind)-Theresa Beach (Pear's Peaches) 12-11 $\frac{1}{4}$ , Munn 12-6 $\frac{1}{2}$ , Susan Canizales (HS) 12-3 $\frac{1}{4}$ ; BBT-Laurie Lucero (HS) 146-1, Monica Johnson (PP) 133-11; 4x110Re-PP 63.9

Girls 10-11 100/220-Cynthia Rhodes (Mesa TC) 11.9/26.7; 440-Karen Hooper (Cr) 67.2; 880-Joyce Schmal (PP) 2:33.5, Rebecca Kuyusa (Scottsdale TC) 2:33.9, Monica Zepeda (Sc) 2:35.9; Mi-Linda Lindsay (PP) 5:42.9; 50LH-Theresa Connelly (Sc) 9.1; HJ-Dawn Freeman (VOS) 4-10; LJ(-wind)-Rhodes 16-3, Anna Ruth Van (VOS) 14-11 $\frac{1}{4}$ ; 6#SP/BBT-Gayle Kirby (Phoenix Chaparrals) 26-1/166-11, Debbie Edens (VOS) 26-0/184-9; MiW-Debra Sivley (Sc) 10:10.5; 4x110Re-Phoenix Flashers 55.7

Girls 12-13 100-Lisa Thompson (VOS) 11.7; 220/LJ-Roxanne Keating (PC) 26.2/18-2; 440-Marie Jorgenson (Arz) 59.8; 880-Cheryl Symons (Arz) 2:21.5, Diane Barrett (Arz) 2:21.8; Mi-Shari Cassin (Arz) 5:10.5; 80mH-Terri McMahon (Arz) 13.1 & 12.8h; 200mH-Annette Secchiari (Sc) 30.5; HJ-Lori Anderson (sc) 5-0; 6#SP/DT-Kim Wycoff (VOS) 32-6/86-6; JT-Wycoff 101-4 Lisa Gahafer (Arz) 101-0;

### DUKE CITY DASHERS BOYS "INVITATIONAL"

ALBUQUERQUE, NM - May 18

Best marks were by nine & unders RICKY ROMERO and NEIL CORLEY. Ricky, representing the dominant Albuquerque Police Athletic League, ran one of the best half-miles of the year. Neil turned in some fine sprint times. /Site - Wilson Stadium (dirt track); Athletes - 120/;

Boys 9-Under 100/220-Neil Corley (Albuquerque TC) 13.5 & 13.3h/30.4; 440/LJ-Willie Gardner (Albuquerque PAL) 74.1/11-5 880/HJ-Ricky Romero (PAL) 2:40.3/3-6; BBT-Sean Carrasco (Duke City Dashers) 144-3; 4x110Re-Duke City Dashers 62.4

Boys 10-11 100-Carl Prestwich (DCD) 12.8; 220-Willie Goldsmith (PAL) 28.3; 440/LJ-Scott Carrothers (PAL) 66.3/14-5; 880-Frank Morgan (DCD) 2:38.5; Mi-Tim Sanchez (DCD) 5:50.4; HJ-Cliff Yost (Alvarado ES) 4-8; SP-Donald Lee (PAL) 25-0; BBT-Eric Padilla (DCD) 168-0; 4x110Re-Albuquerque PAL 55.8

Boys 12-13 100/220-Sammy Keyes (PAL) 11.8/25.7; 440-Vincent Zamora (PAL) 60.4; 880-Ronnie Beach (PAL) 2:28.3; HJ-Tony Peterson (DCD) 4-10; LJ-Felix Zamora (PAL) 15-2 $\frac{1}{4}$ ; SP-D.Romero (PAL) 30-9 $\frac{1}{4}$

Boys 14-15 100-Mike Carter (PAL) 10.4; 220/880-Ron Risinger (PAL) 24.7/2:10.1; 440/Mi-Russ Jaramillo (DCD) 55.8/4:55.5; HJ-Steve Cox (DCD) 5-8; LJ-Reggie Walker (PAL) 19-6 $\frac{1}{4}$ ; SP-R. Delacruz (PAL) 35-11 $\frac{1}{4}$ ; DT/JT-R.Tyson (PAL) 126-11/121-11; 4x110Re-Albuquerque PAL 46.0

### JEFFCO TRACK CLUB BOYS "INVITATIONAL"

LAKWOOD, Colo - June 15 - from Don Osse

High jumpers and shot putter JIM BANICH took advantage of fine Rocky Mountain weather. There were two high jumpers over 5-5 in the 12-13 vertical leap, while Banich, 10, shoved the six pound shot 37-9. Only Jack Wall has bettered that mark at age ten. /Site - Lakewood High School (cinder track); Weather - sunny, 86°/;

Boys 9-Under 50-V.Collins (Denver PAL) 7.1; 100/220-T.Wolf (Jeffco TC) 13.1/30.6, D.Shields (DP) 13.3/30.5, J.Van Dyke (J) 440-Van Dyke 69.5, R.Germany (DP) 71.5; 660-Germany 2:03.7; 880-D.Boykin (DP) 2:58.4; HJ-J.Taton (DP) 3-5; LJ-Troy Wolf (J) 12-9 $\frac{1}{4}$ ; 6#SP-G.Peratt (J) 18-1 $\frac{1}{4}$

Boys 10-11 50-C.Stribling (Centennial Colts) 7.0; 100/220-B.White (DP) 11.8/28.1, V.Miller (DP) 11.9/28.7; 440-L.Harris (DP) 62.7, C.Mattson (J) 67.5; 660-Harris (DP) 1:52.7, K. Houston (DP) 1:53.4; 880-A.Lewis (DP) 2:28.4; Mi-Tad Gray (J) 6:30.5; HJ-G.Pegues (DP) 4-5, J.Taton (DP) 4-4, A.Stoddard (J) 4-4, T.Tschantz (J, age 10); LJ-Pegues 15-1 $\frac{1}{2}$ ; 6#SP-J.Banich (J, 10) 37-9 $\frac{1}{4}$ , Tschantz 30-10 $\frac{1}{4}$

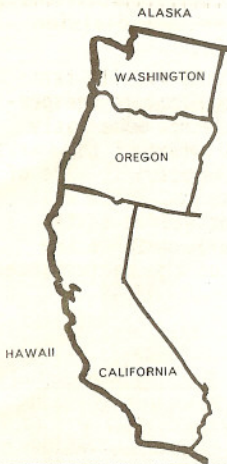
Boys 12-13 100/220-V.White (DP, 12) 11.1/26.0; 440-K.Ransom (CC, 12) 62.7; 660-Bill Wilson (J) 1:46.8; 880-S.Cooper 2:25.2; Mi-Mike Kelly (J, 12) 5:22.3; 70LH-Derek Skene (J) 10.9; HJ-J.Kuchera (No Jeffco TC) 5-6, D.Jones (DP) 5-5, J. Mullen (So Suburban TC) 5-1; LJ-Mullen 15-6 $\frac{1}{2}$ ; TJ-Kuchera 32-9; 8#SP-D.Fuggett (DP) 37-8 $\frac{1}{2}$

Boys 14-15 100/LJ-J.Fields (SS) 10.8/19-3; 220-M.Anderson (SS) 25.2; 440-S.Sheppard 55.4; 880/Mi-J.Walker (DP) 2:10.6/5:00.7; TJ-H.McClendon (DP) 40-2, M.Lewis (DP) 37-5 $\frac{1}{2}$ ; 12#SP-G.Dickinson (J) 41-6 $\frac{1}{2}$



# PACIFIC STATES

INLAND EMPIRE GIRLS JUNIOR OLYMPICS  
SPOKANE, Wash - June 15 - from Neil Gmeiner



## AREA CONTRIBUTORS FOR THIS ISSUE

NEIL GMEINER  
MILDRED KADIE  
MYRNA WIERSON

## OREGON ASSOCIATION JUNIOR OLYMPICS

PORTLAND, Ore - June 2 - from Myrna Wierson

BRENT MERRIMAN of Ashland led an array of prolific Intermediate (14-15) boys and girls who had inspired performances. Brent not only won both jumps (leading three high jumpers over 6-2), but he also eked out a sterling high hurdles victory over Spingfield's TOM LINE as well (15.3 to 15.4). On the distaff side of the same division LISA UPPENDAHL cleared 5-6, while MARY ANN STEVENSON and PAT HERRINGTON, 14, both bettered 120 feet in the discus.

Possibly the best event was the junior (12-13) boys high jump, with Hermiston's SCOTT RAMSEY (5-9) leading three jumpers over 5-5! There were four jumpers over 4-7 in the midget (10-11) class, including BAMBI FOULKES of Portland, a young lady who stands only 4-6. /Site - Franklin HS (cinder track); Weather - 80°+ and calm; Meet Director - Jerry Grover/;

Midget (10-11) Boys 440W-Mark Dumire (Dallas) 1:53.3; SBT-Dale Pederson (Newberg) 1:54.2; LJ-Dennis Stefani (Ione) 1:53.3; Jon Steen (Powell Vly) 1:48.8; 220yRe-Medford 27.6;

50 yard Dash	High Jump
Clinton Armstrong, Medford 6.4	Ted Campbell, Woodland 4-8
Jon Steen, Powell Valley 6.5	Dennis Stefani, Ione 4-7
Tracey Bailey, Albina Sports 6.5	Rollin Brown, Grant 4-7

Junior (12-13) Boys 880W-Mark Lyda (Dal) 3:58.3; 4x110Re-Stayton 50.2, Tualatin 50.3, Springfield 50.3

100 yard Dash	880 yard Run
Chris DeGallier, Kelso 10.8	Scott Howlett, Woodstock 2:08.7
John Anderson, Tualatin 10.9	Mike Bergmann, Portland 2:12.8
Bart MacGillivray, Tual 11.0	Kermit Ball, Dallas 2:14.7

220 yard Dash	Long Jump
John Anderson, Tualatin 23.8	Brad Meier, Stayton 17-9½
Bart MacGillivray, Tual 23.9	Larry Van Pelt, Tualatin 17-9
Chris DeGallier, Kelso 24.2	Beckley, Roseburg 17-8

High Jump	Shot Put
Scott Ramsey, Hermiston 5-9	Darcy Michaelson, Dallas 43-7½
Terry Dodson, Lynch 5-5	Ron Hunt, Lake Oswego 41-7½
Dan Seibel, Portland 5-5	Rodney Wilder, Portland 41-3

Intermediate (14-15) Boys 100-Terence Burns (Portland) 10.4; 220-Darryl Robinson (Eugene) 23.1; 440-Mike Smith (Parkrose Hts) 51.7; 120HH/39"-Brent Merriman (Ashland) 15.3, Tom Line (Spr) 15.4; MiW-Denny Ellingsworth (Maupin) 8:26.5; SP-Kent Bomberger (LaGrande) 49-1½; 4x110Re-Eugene 46.4, Putnam 47.0;

880 yard Run	High Jump
John Schaer, Corvallis 2:02.0	Brent Merriman, Ashland 6-4
Dirk Lakeman, Lincoln 2:02.8	Larry Olsen, Newberg 6-3
Larry Bailey, Roseburg 2:03.2	Mike Schnackberg, Gresham 6-2

One mile Run	Long Jump
Jeff Buckner, St Johns 4:42.8	Brent Merriman, Ashland 20-5
Dirk Lakeman, Lincoln 4:44.2	Gary Brunk, Newberg 19-1¼
Tim Douglas, Pendleton 4:46.5	Blake Lemons, Portland 19-1½

Half-miler CHERYL ROULIER of Selah and high jumper MARSHA KINNEY from Ephrata appear to be the top contenders from eastern Washington for national JO places. A javelin tossing teammate of Cheryl, TRACY CHILCOTE would be a national threat too, if her event was on the program at the Lincoln, Nebraska "nationals".

Bantam (9-Under) Girls 50/100-Molly Miller (Mead) 7.0/13.9; 220/440-Lynn Breard (Richland) 31.5/71.9; 880-Tonilyn Federico (Ri) 2:44.7; HJ-Debbie Goolie (NW Kiwanis) 3-4; LJ-Federico 11-5¼, Jane Dickelman (NWK) 11-4; BBT-Goolie 122-9, Deanne Hull (Pateros) 115-7, Patty Reser 110-8; 4x110Re-Granger 66.2

Midget (10-11) Girls 50-Barb Schmel (Ri) 6.7; 100-Diane Wells (Wapato) 12.4; 220/440-Wells 27.8/66.8, Debbie Gibson 28.6/68.8; 880-Cathy Curran (Ri) 2:35.1; Mi-Dana Droste (Silver Valley) 6:11.2; HJ-Martha Rolette (Silverton) 4-0; LJ-Karen Leslie (NWK) 13-8¼; 6#SP-Lynn Palmer (Wenatchee) 28-0½, Teresa Federico (Ri) 27-4, M.Jacobsen (Sunnyside) 27-1; BBT-Palmer 157-9, Jeri O'Shaughnessy (Clarkston) 155-11; Re-Ri 57.7

Junior (12-13) Girls 100-Lori Sims (Walla Walla) 11.7, Debbie Liska (Gr) 11.8; 220-Liska 27.1; 440/800H-Sheri Merry (Leavenworth) 62.1/13.4; 880-Brenda Pickering (Eastmont) 2:26.4; HJ-Sally Layman (NWK) 5-1; LJ-Sharon Lester (Spokane Lilacs) 16-6; 6#SP-Mary Hansen 35-0½; DT-Kathy Federico (Ri) 86-6, Melissa Tupling (Leavenworth) 83-9, Jody Portch (Wilbur) 81-11

Intermediate (14-15) Girls 100/220-Gina Grant (WW) 11.5/26.9 440-Joan Corbin (Wapato Barefoot) 59.6; Mi-Shawn Roberts (Spokane Dragons) 5:27.4; 2Mi-Cindy Partridge (Moscow) 12:28.6; 100mLH/LJ-Jill Pardini (SL) 15.8/16-10; HJ/8#SP/JT-Joanna Norton (Othello) 4-11/33-8½/113-7½

Senior (16-17) Girls 880-Cheryl Roulier (Selah) 2:17.4; HJ/100mH-Marsha Kinney (Ephrata) 5-6½/15.0; 8#SP-Donna Larson (Se) 38-0; DT-Julie Hanson (SD) 118-9; JT-Tracy Chilcote (Se) 136-10

Midget (10-11) Girls LJ-Corinna Rours (Canby) 13-10½; SBT-Brenda Langrum (Jefferson) 147-1; 220yRe-Molalla 29.0;

50 yard Dash	High Jump
Karen McClenon, Pendleton 6.6	Bambi Foulkes, Portland 4-7
Molley Brennen, Gresham 6.7	Joan Barron, Hermiston 4-3
Marchi Wierson, Portland 6.7	Michele Kerrick, W Gresham 4-3

Junior (12-13) Girls 100-Tina Moore (Sweet Home) 11.6, Debbie Austin (Marshfield) 11.9; 220-Debbie Knytch (Salem) 26.7, Michele Lopez (Garner) 26.9; SBT-Jody Young (Tual) 190-1;

High Jump	Long Jump
Sandy Huntley, Yamhill C 5-0	Debbie Austin, Coos Bay 15-5½
Rene Holyx, Battleground 4-10	Kim Mack, Hillsboro 15-5¼
Sissy Lauberty, Dallas 4-10	Lisa Amar, Yamhill Cnty 15-4

Intermediate (14-15) Girls 100/220-Celena Schirmir (Ashland) 11.3/25.7; 440-Teri Wierson (Por) 58.3; 880-Doris Lahti (BG) 2:23.5, Shiela Phiter (Madras) 2:24.6; 100mLH-Dana Collins (Salem) 15.0, Julie Boozer (Ash) 15.2; 4x110Re-Putnam 50.7;

HJ-Lisa Uppendahl (Dayville) 5-6, Abby Lyons (Clackamas) 5-2; LJ-Boozer 17-9½; 8#SP-Jean Nelson (Tillamook) 35-1¼; DT-Mary Ann Stevenson (Lost River) 124-11, Pat Herrington (BG) 120-3

Senior (16-17) Girls 440/100mLH/LJ-Desiree Gauthier (Mad) 59.9/15.0/17-8; 8#SP/DT-Marcia Mecklenberg (Estacada) 39-0½/120-1

We are very saddened to hear of the news of the tragic death of SCOTT HOWLETT of Portland, Oregon.

Scott who was a most promising young athlete and one of the finest half-milers of the year and all-time with 2:08.2 at age 13, was recovered from a river, the victim of a drowning accident.

The editors of STARTING LINE Magazine would like to convey their deepest sympathy to Scott's family and to the Portland Track club, of which he was a member.



**VALLEY CONFERENCE CHAMPIONSHIP MEET**  
**VALENCIA, CA - June 8**

The track and field program built by the Valley Conference for Youth, a multi-sports group located in the suburbs of Los Angeles (San Fernando Valley & vicinity) has certainly become a very successful endeavor, if we are to judge by the quantity of youngsters participating and the quality of the performances registered.

Finishing its fourth season, this conference is well on its way of becoming one of the most powerful track organization in California, and possibly in the U.S.

This year 13 teams and close to 2000 boys and girls took part in a regular program which included a series of dual meets among the teams, followed by a qualifying meet, and finally this championship event, in which the seven best athletes in each event and in each division vied for a much coveted individual title.

At this stage of competition, the quality of the performers is so outstanding that most events were hotly disputed and very close at the finish. Many of the marks recorded in this meet and those that preceded it were of National caliber, and the results presented below will illustrate the level of performance registered at the College of the Canyon (site of the meet), despite the wind and the heat that inhibited some of the performances.

<b>Mite (9-U) Boys</b>	<b>PeeWee (10-11) Boys</b>	<b>Midget (12-13) Boys</b>
<u>100 yard Dash</u> B. Goodwin, VC 12.5 J. Reynosa, NV 12.8 G. Jackson, SV 13.3 J. Green, NV 13.3 C. Sherman, EV 13.4	<u>100 yard Dash</u> D. Edwards, SV 11.8 R. Nanas, EV 12.0 K. Dixon, WL 12.1 R. Hayashida, WV 12.3 G. Wellman, WL 12.4	<u>100 yard Dash</u> R. McIntire, WL 11.1 R. Guzman, NS 11.2 B. Bowers, LV 11.2
<u>220 yard Dash</u> J. Reynosa, NV 28.8 D. Brunette, NP 30.0 G. Moser, WH 30.0 C. Sherman, EV 30.2 J. Murphy, V 30.3	<u>220 yard Dash</u> R. Hayashida, WV 26.5 D. Edwards, SV 27.2 K. Dixon, WL 27.2 R. Nanas, EV 27.3 M. Fields, SV 27.7	<u>220 yard Dash</u> B. Davis, NV 24.4 B. Keene, NP 24.6 B. Bowers, LV 25.4 R. Guzman, NS 25.6
<u>440 yard Dash</u> J. Toney, EV 66.8 D. Brunette, NP 67.5 T. Smerigliot, NV 69.2 K. Kelly, CW-W 70.8 S. Bos, WL 72.5	<u>440 yard Dash</u> R. Hayashida, WV 61.7 R. Bird, WL 64.2 D. McDaniel, NV 64.2 M. Fields, SV 64.7 T. Sherman, EV 65.0 B. Grondin, LV 65.5	<u>440 yard Dash</u> B. Davis, NV 54.8 B. Keene, NP 56.6 C. Stenland, EV 57.7 S. Scribner, WL 58.3 K. Weir, EV 58.6 E. Scott, LV 59.3
<u>880 yard Run</u> D. Divens, SV 2:38.4 C. Young, LV 2:42.1 K. Kelly, CW-W 2:45.8 C. Whitman, WL 2:46.6	<u>880 yard Run</u> D. McDaniel, SV 2:25.1 M. Fassl, WL 2:28.1 R. Broman, NS 2:28.2 J. Kelley, LV 2:28.2 D. Trusel, WH 2:30.1 V. Vielbig, V 2:31.7	<u>880 yard Run</u> C. Blye, WH 2:10.2 P. Shirley, EV 2:10.6 E. Lane, NV 2:15.3
<u>One mile Run</u> D. Divens, SV 5:44.7 J. Brumwell, EV 5:51.0 C. Whitman, WL 5:52.2	<u>One mile Run</u> R. Cook, EV 5:12.6 V. Vielbig, V 5:16.4 J. Kelley, LV 5:18.5 P. Rauch, EV 5:20.4 D. Trusel, WH 5:28.6 S. Weiss, WV 5:32.3	<u>One mile Run</u> S. Smith, NP 4:46.5 B. Shirley, EV 4:47.6 T. Falk, CW-W 4:59.1 T. Rivas, NS 5:03.5
<u>High Jump</u> A. Greeley, VC 4-3 K. Evans, EV 4-2 M. Bird, WL 4-1 S. Brecker, WV 4-0 J. Ondrasik, NV 4-0 R. Olafsson, NS 3-11 D. Stafford, NV 3-10	<u>High Jump</u> T. Stevens, NP 4-11 B. Brigham, NV 4-11 R. Bird, WL 4-10 J. Lieberman, EV 4-10 H. Ahola, NV 4-7 B. Supan, V 4-5 R. Mantor, NP 4-5	<u>Two mile Run</u> S. Smith, NP 10:33.3 T. Lample, EV 11:00.6 B. Mosley, WL 11:06.5 S. Goertzen, EV 31.9
<u>Long Jump</u> B. Ross, WL 13-4 B. Alan, LV 12-8 $\frac{3}{4}$ M. Fraychineaud 12-5 $\frac{1}{2}$ D. Katz, CW-E 12-2 $\frac{3}{4}$	<u>High Jump</u> D. Niedorf 16-2 $\frac{1}{2}$ J. Villanueva 15-4 $\frac{1}{2}$ B. Brigham 15-1 $\frac{1}{2}$ J. Lingelbach 14-10 $\frac{1}{2}$	<u>120 yd Low Hurdles</u> D. Hampson, CW-W 15.3 F. Alvarez, NP 15.7 L. Saiz, NV 15.7 C. Mercer, EV 15.8 D. Franklin, CW-W 15.9
<u>Shot Put (4 pound)</u> J. Reynosa, NV 37-11 $\frac{1}{2}$ J. Fitzgerald, EV 37-6 A. Maurer, WV 31-3 $\frac{3}{4}$ D. Brunette, NP 30-1 $\frac{1}{4}$ J. Dietch, EV 29-1 $\frac{1}{4}$ J. Green, NV 29-1 L. Lawrence, LV 28-7 $\frac{1}{4}$	<u>Long Jump</u> J. Villanueva, VC 32-5 A. King, WL 31-2 $\frac{3}{4}$ J. Jaramillo 30-10 $\frac{3}{4}$ T. Henry, WH 30-2 $\frac{1}{2}$ E. Studley, WL 29-10 $\frac{1}{2}$ F. Willis, CW-W 29-9	<u>High Jump</u> S. Cox, SV 5-6 C. Blye, WH 5-5 W. Howard, WL 5-3 R. Soyka, EV 5-1 W. Brannigan, WV 5-1 R. Weckbacher, SV 5-1
<u>4 x 110 yard Relay</u> North Valley 57.8 Valley Chargers 9.3 Westlake 59.3 East Valley 59.9	<u>Shot Put (6 pound)</u> J. Villanueva, VC 32-5 A. King, WL 31-2 $\frac{3}{4}$ J. Jaramillo 30-10 $\frac{3}{4}$ T. Henry, WH 30-2 $\frac{1}{2}$ E. Studley, WL 29-10 $\frac{1}{2}$ F. Willis, CW-W 29-9	<u>Long Jump</u> D. McQueen, CW-W 17-7 $\frac{1}{2}$ M. Weller, WV 17-0 $\frac{1}{2}$ E. Lane, NV 16-8 $\frac{1}{2}$ T. McAnders, NP 16-7 P. Rodriguez, NV 16-6
	<u>4 x 110 yard Relay</u> East Valley 54.4 Sun Valley 54.6 Westlake 54.8 Chatsworth-West 55.7	<u>Triple Jump</u> D. Reynosa, NV 36-5 $\frac{1}{4}$ T. Sardo, CW-E 35-7 $\frac{1}{2}$ E. Leser, NV 35-3 $\frac{1}{4}$ B. Jordan, EV 35-1 $\frac{1}{2}$

<u>Shot Put (8 pound)</u> R. McIntire, WL 40-3 $\frac{1}{4}$ C. Mercer, EV 39-6 $\frac{1}{2}$ D. Franklin 38-4 $\frac{3}{4}$ J. Moore, CW-E 37-11 B. Davis, NV 37-6 $\frac{1}{4}$	<u>4 x 440 yard Relay</u> East Valley 4:00.2 West Valley 4:02.6 Las Virgenes 4:05.0 North Valley 4:05.4	<u>4 x 110 yard Relay</u> West Valley 49.6 North Valley 49.9 Chatsworth-West 50.0
<u>Bantam (14-15) Boys</u> EV 23.8; 440/LJ-M. Caldwell (SV) 53.9/18-6 $\frac{1}{4}$ ; 880/Mi-C. Schmitt (WV) 2:09.8/4:47.0; 2Mi-G. Edwards (NV) 10:45.2; 120LH-W. Curran (NP) 14.0; HJ-S. McCravery (WV) 6-0, Curran 5-10, N. Cassavettes (EV) 5-10; TJ-M. Barteck (WL) 38-5 $\frac{1}{2}$ , S. Jordan (EV) 38-0 $\frac{1}{4}$ ; SP-B. Whaley (CW-E) 45-8 $\frac{1}{2}$ , Cassevettes 43-11 $\frac{1}{2}$ ; 4x110Re-SV 47.0, EV 47.2, LV 47.4; 4x440Re-NV 3:48.1, NewburyPk 3:48.5	<u>100-K. Bowers (LV) 10.5; 220-D. Mitchell (EV) 23.8; 440/LJ-M. Caldwell (SV) 53.9/18-6<math>\frac{1}{4}</math>; 880/Mi-C. Schmitt (WV) 2:09.8/4:47.0; 2Mi-G. Edwards (NV) 10:45.2; 120LH-W. Curran (NP) 14.0; HJ-S. McCravery (WV) 6-0, Curran 5-10, N. Cassavettes (EV) 5-10; TJ-M. Barteck (WL) 38-5<math>\frac{1}{2}</math>, S. Jordan (EV) 38-0<math>\frac{1}{4}</math>; SP-B. Whaley (CW-E) 45-8<math>\frac{1}{2}</math>, Cassevettes 43-11<math>\frac{1}{2}</math>; 4x110Re-SV 47.0, EV 47.2, LV 47.4; 4x440Re-NV 3:48.1, NewburyPk 3:48.5</u>	
<u>Mitey Mite (9-Under) Girls</u> 33-2 $\frac{3}{4}$ , N. Ross (CW-W) 28-1 $\frac{1}{2}$ ; 4x110Re-SV 61.3, CW-W 61.8;	<u>100-K. Bowers (LV) 10.5; 220-D. Mitchell (EV) 23.8; 440/LJ-M. Caldwell (SV) 53.9/18-6<math>\frac{1}{4}</math>; 880/Mi-C. Schmitt (WV) 2:09.8/4:47.0; 2Mi-G. Edwards (NV) 10:45.2; 120LH-W. Curran (NP) 14.0; HJ-S. McCravery (WV) 6-0, Curran 5-10, N. Cassavettes (EV) 5-10; TJ-M. Barteck (WL) 38-5<math>\frac{1}{2}</math>, S. Jordan (EV) 38-0<math>\frac{1}{4}</math>; SP-B. Whaley (CW-E) 45-8<math>\frac{1}{2}</math>, Cassevettes 43-11<math>\frac{1}{2}</math>; 4x110Re-SV 47.0, EV 47.2, LV 47.4; 4x440Re-NV 3:48.1, NewburyPk 3:48.5</u>	
<u>220 yard Dash</u> D. Goetz, WL 30.3 K. Hensgen, EV 30.5 M. Eskin, V 31.0 E. Lucchesi, WV 31.2 C. Smith, CW-W 31.2	<u>One mile Run</u> V. Cook, EV 5:49.4 S. Luke, NP 6:04.0 L. Miskinnis, WL :08.5 J. Brodsky, WV 6:13.6	<u>High Jump</u> N. Quilon, NV 4-5 K. Hensgen, EV 4-4 P. Coffman, CW-W 3-7 S. Coughay, NP 3-7 J. Litvin, VC 3-7
<u>440 yard Dash</u> D. Goetz, WL 69.6 M. Eskin, V 73.5 D. Beller, CW-W 73.6	<u>Long Jump</u> E. Lucchesi, WV 12-3 $\frac{3}{4}$ Thedford, SV 11-11 $\frac{1}{4}$ P. Coffman, CW-W 11-9 $\frac{1}{4}$ J. Litvin, VC 11-8 $\frac{3}{4}$	<u>880 yard Run</u> D. Goetz, WL 2:34.4 V. Cook, EV 2:41.7 D. Ball, NP 2:53.5
<u>Pee Wee (10-11) Girls</u> 2:39.8; Mi-S. Kaplan (SV) 5:44.5, K. Gilson (LV) 5:48.6; 4x110Re-LV 54.9, CW-W 55.8, NP 56.0, WV 56.6;	<u>100 yard Dash</u> L. Burton, NS 12.0 A. Carter, VC 12.0 A. Vlerick, NP 12.3	<u>Shot Put (6 pound)</u> N. Bradshaw, NS 29-4 $\frac{1}{4}$ E. Wiggins, V 26-3 $\frac{3}{4}$ A. Delaney, VC 25-11
<u>220 yard Dash</u> L. Burton, NS 27.9 A. Vlerick, NP 28.6 V. Nestor, EV 28.6 N. Bradshaw, NS 28.8 C. Wilson, NP 28.8 A. Carter, VC 28.8	<u>Long Jump</u> L. Burton, NS 15-7 $\frac{3}{4}$ V. Nestor, EV 15-0 $\frac{3}{4}$ B. Reed, LV 14-9 $\frac{3}{4}$ R. Uranga, CW-W 14-4 M. Kind, NP 14-3 $\frac{3}{4}$ S. Beal, LV 13-10 $\frac{1}{2}$	<u>High Jump</u> S. Neuman, LV 4-6 K. Hall, LV 4-5 C. Mour, CW-W 4-5 J. Pittman, NP 4-2 M. Burford, LV 4-2 B. Lewis, NS 4-2
<u>Midget (12-13) Girls</u> 100-K. Beckett (CW-W) 11.8; 220-D. Hollinger (NV) 26.6, Beckett 26.8; 440-Hollinger (NV) 62.7, M. Green (NS) 62.8, B. Howe (NS) 63.5; 880-S. Broccoli (NP) 2:34.8 Mi-L. Honeywell (NV) 5:40.8, D. Karg (EV) 5:42.8; 80mLH-D. Vanohn (LV) 13.2; 4x110Re-WV 51.9, Newhall Saugus 52.3; MiRe-NV 4:28.9;	<u>100-K. Beckett (CW-W) 11.8; 220-D. Hollinger (NV) 26.6, Beckett 26.8; 440-Hollinger (NV) 62.7, M. Green (NS) 62.8, B. Howe (NS) 63.5; 880-S. Broccoli (NP) 2:34.8 Mi-L. Honeywell (NV) 5:40.8, D. Karg (EV) 5:42.8; 80mLH-D. Vanohn (LV) 13.2; 4x110Re-WV 51.9, Newhall Saugus 52.3; MiRe-NV 4:28.9;</u>	
<u>HJ-L. Nedrud (NS) 5-1, C. Kennedy (WV) 5-1, W. Kelley (EV) 4-10, P. Brandon (LV) 4-10, C. Hubach (LV) 4-10, T. Gregg (CW-E) 4-9; LJ-Beckett 16-1<math>\frac{1}{2}</math>, T. Robertson (V) 15-4<math>\frac{1}{2}</math>; 6#SP-Nedrud 34-10<math>\frac{1}{2}</math>, C. Posivak (EV) 34-4<math>\frac{1}{2}</math>, C. Schureman (NV) 32-8<math>\frac{3}{4}</math></u>		
<u>Bantam (14-15) Girls</u> 100-V. Wade (SV) 11.3, P. Curran (NP) 11.5 220-Wade 25.3; 440-D. Dove (CW-E) 63.1; 880-C. Estrada (CW) 2:42.5; Mi-L. Claxton (NP) 5:51.0; 80mLH-L. Denning (WH) 13.0; HJ-C. Marietta (NS) 5-3, S. Pirojnikoff (CW-W) 5-2, V. Perry (VC) 5-1; LJ-Curran 16-5 $\frac{1}{2}$ ; SP-C. Gallegos (VC) 31-2 $\frac{1}{2}$ ; 440Re-SV 51.2		





Two of the finest distance aces in the Conference. (At left) STEVE SMITH, Mile/2-mile winner in the 12-13 group, and CHUCK SCHMITT, top 880/Mile performer in the 14-15 division

**CALIFORNIA STATE BOYS AAU CHAMPIONSHIPS**  
SACRAMENTO, Ca - June 7 & 8 - from Mildred Kadie

Despite (and sometimes because) of strong gusty winds, there were the usual terrific performances in all divisions. Top all-around efforts in each division included:

Nine & under - JOHN LATTING chewed up very good fields in the 880 and mile, then added a fine long jump;  
10-11 - WENDELL SELLS, 10, won wind-aided hurdles and triple jump then added a good high jump as well;  
12-13 - DAVE SAMAS exceeded 20 feet in the long jump (wind assisted) and whipped a fine 440 field;  
14-15 - GEORGE SMITH took two hurdle races (under 15 seconds in the 120 highs, with wind) and won the triple jump too. /Site - American River College (dirt track); Weather - gusty winds up to 15mph; Meet Director - Larry Neverkovec; Teams - 41/:

Boys 9-Under 880W/MiW-Richard Vasquez (Salinas Valley TC) 4:28.9/8:56.5, Angelo Sakelarios (Redwood City Flyers) 4:29.0/8:58.7; 4x110Re-Long Beach Lancers 56.3, Valley Vikings 58.5, Pleasant Hill TC 61.0, Herbert Hoover Boys Club 61.0;

50 yd Dash/100 yd Dash (wind)  
Eric Coleman, VV 6.5/12.4  
Dennis Price, LBL 6.6/12.6  
Patrick O'Sullivan, BA 6.9/13.1  
James Caesar, HH 6.9/13.1

880 yard Run  
John Latting, PH 2:37  
Tyrone Townsend, LBL 2:37.4  
Carl Wood, Alameda TC 2:44.7  
B. J. Acosta, Alameda 2:46.6  
B. Cambron, RC Flyers 2:49.9  
Steve Edgar, San Juan 2:51.5

High Jump  
Bill Taylor 4-6  
M. Green, RC Flyers 3-10  
Angelo Sakelarios, RCF 3-10

Boys 10-11 880W-Nick Sakelarios (RCF) 4:37.7; MiW-George Vasquez (SV) 9:35.1; 4x110Re-LBL 53.8, HH 55.9, SV 56.0, SF Pals 56.2, Blue Angels 57.0; 4x440Re-LBL 4:27.3, PH 4:35.2;

100 yd Dash/220 yd Dash (wind)  
Scott Friend, Cup Y 12.1/27.4  
David Rodigo, SJuan 12.2/28.8  
Randall Morris, LBL 12.3/28.0  
E. Armstrong, SFPals 28.1  
Derek Waltower, LBL 28.4

440 yard Dash/Long Jump (wind)  
Victor Townsend, LBL 64.9/15-5  
D. Bunting, RCF 66.2  
Roderick Emery, BA 67.5/14-6  
Ray Holland, HH 15-8½  
Gary Lekander, SV 14-7

70 yd low Hurdles/30" (wind)  
Wendell Sells, Salinas V 10.7  
Charles Penner, Cupert'0 10.9  
Steve Holetz, Salinas V 11.0  
Scott Milstead, Sparta 11.1  
Eric Carlson, Cupertino 11.2

High Jump  
Scott Milstead, Sparta 4-10½  
Wendell Sells, Salinas 4-9  
D. Nisby, SF Pals 4-6  
K. Cook, Red Devils TC 4-6

Boys 12-13 MiW/2MiW-S.Wagner (RCF) 9:34.2/21:17.1; HJ-Benny Sells (SV) 5-3½, Shipman (San Juan Striders) 5-3; 8SP-Steve Aparicio (San Joaquin Valley TC) 39-8; DT/lkg-Aparicio 136-2, Peter Cummings (Ala) 110-12; 4x110Re/4x440Re-LBL 48.2/4:00.9;

100 yd Dash/220 yd Dash (wind)  
Morris Cole, VV 10.3/23.9  
Anthony Gibson, VC 10.4/24.0  
Alvin Williams, SJV 10.7/24.9

440 yard Dash  
Dave Samas, San Juan Str 55.3  
Greg Hall, Blue Angels 56.3  
Jeff Clannagan, H Hoover 57.0  
Alan Aiken, Compton Str 57.4  
Pat Ellis, Sparta 58.7  
Carl Jones, LA Jets 58.8

70 yd low Hurdles/30" (wind)  
Sparky Call, S Joaquin V 9.2  
Carl Jones, L Angeles Jet 9.8  
Gary Rabe, Sparta 10.1  
Clifford Scott, H Hoover 10.2  
Mark Anderson, Salinas V 10.3  
Ricky Dent, LB Lancers 10.4

Triple Jump (wind aided)  
Tyrone Portee, S Joaq 38-7  
Kent McKeen 37-9  
Bryan Boos, Vly Viking 36-10  
Jeff Clannagan, HH 36-4½  
Mark Rodriguez, Sal V 35-1¾

Boys 14-15 220w-Luke Chappell (Los Angeles Jets) 23.7, Ken Lawler (LAJ) 23.8; 440-Anthony Van (LBL) 53.5, Ed Corpuz (Rialto Road Runners) 53.8; 2Mi-David Gilmer (RRR) 10:26; 120HH/39"w-George Smith (HH) 14.9, Curtis Sells (SV) 16.4; 70H/36"-Smith 8.5; MiW-Tom Lucas (Redwood City Striders) 8:40.4;

2MiW-Frank Miller (HH) 18:42.5; PV-Howard Herman (San Juan Striders) 10-6; LJw-Derek Daniels (VV) 20-11, Lawler 20-7; DT/lkg-Tony Green (Solano TC) 136-7; JT-Dan Goalwin (RCS) 107-4; 4x110Re/4x440Re-LBL 45.9/3:42, LAJ 46.0/3:40.3;

100 yard Dash (wind aided)  
Luke Chappell, LA Jets 10.2  
J. Clinton, LB Lancers 10.2  
M. Hardymont, GlendaleTC 10.3

High Jump  
Kevin Hall 5-11½  
Curtis Sells, Salinas V 5-11½  
Joe Radan, S J Striders 5-9½

Shot Put (8 pound)  
Dan Goalwin, RC Strider 54-2½  
Brad Walters, RC Str 53-8

880 yard Run  
Mike McIntyre, Mickey's 2:26.0  
Tom Krause, Pleasant H 2:26.1  
Dave Marson, Millbrae L 2:26.4  
Jim Scattini, Salinas V 2:26.4  
David Wood, Alameda TC 2:27.9  
D. Bunting, RC Flyers 2:29.8

One mile Run  
Steve Burke, Salinas V 5:19.7  
Mike McIntyre, Mickey's 5:28.2  
David Wood, Alameda TC 5:30.1  
Dave Marson, Millbrae L 5:31.0  
D. Aviles, RC Flyers 5:33.8  
Mike Assumma, Rialto RR 5:35.0

Triple Jump  
Wendell Sells, Salinas V 33-6  
Billy Kemp, Vly of Moon 30-7½  
Mike Sherrard, H Hoover 30-2  
Scott Milstead, Sparta 30-0½

Shot Put (6 pound)  
Warren Sapp, W Vernon J 37-8½  
Scott Bolton, Bl Angels 33-10½  
David Cowell, Palo Alto 31-8½

880 yard Run  
Nathan Olivas, Salinas 2:14.5  
Bob Roll, Pleasant Hill 2:15.5  
Paul Brewer, Sparta 2:16.9  
Jon Valerga, Pleasant H 2:17.0

One mile Run  
Chuck Assumma, RialtoRR 4:51.8  
Nathan Olivas, Salinas 4:51.8  
Frank Assumma, RialtoRR 4:54.1  
Paul Brewer, Sparta 4:58.9  
Pat Bryant, Sparta 5:02.2  
Bob Roll, Pleasant Hill 5:02.6

Two mile Run  
Chuck Assumma, Rialto 10:24.5  
Frank Assumma, Rialto 10:24.6  
Kevin Reynolds, PH 11:11.0  
Dave Avila, Cupertino 11:17.9

Long Jump (wind aided)  
Dave Samas, S Juan Str 20-2½  
Anthony Gibson, Vly Ch 18-10  
Paul Russo, LB Lancers 18-9½  
Tyrone Portee, S Joaq V 18-9  
Brian Boos, Vly Vikings 18-5½  
Carl Jones, LA Jets 18-0

880 yard Run/One mile Run  
Brian Russell 2:02.7/4:35.2  
Matt Dowling, PH 2:03.3/4:36.0  
Dan Will, Cheetahs 2:04.8/4:40.8  
Jerry Lowmiller, SV 4:46.4

Triple Jump  
George Smith, H Hoover 40-6  
Paul Bates, H Hoover 40-3½  
Olav Rafass, Millbrae L 39-8¾

Tony Green, Solano TC 51-6½  
Mark Beauchamp, Cheetahs 50-6



# STARTING LINE

## CALENDAR

On this page STARTING LINE presents the Calendar of forthcoming track & field, long distance running, race walking and other related events of any organization catering to athletes 17 years and younger. While this is by no means a complete listing, it is intended to provide data for coaches, parents and schedule planners.

STARTING LINE  
P.O. Box 878  
Reseda, Calif. 91335

Address Change Requested  
RETURN POSTAGE GUARANTEED

RICHARD EDE 42-1  
627 N. INDIAN HILL  
CLAREMONT, CA 91711

### AUGUST

- 24 BUNION DERBY, Fresno, Ca (Boys & Girls, Jr High School & up, Long Distance Runs) Larry Lung, 3356 No Monroe, Fresno, Ca
- 25-31 GOLD MEDAL TRAINING CAMP, Portersville, Pa (Boys-Age Group, Girls-AG & HS) John Harwick, 467 Beverly Rd, Mt Lebanon, Pa
- 28-3 RIALTO ROAD RUNNERS TRAINING CAMP, Big Bear, Ca (Boys & Girls, All ages) Dave Japs, 835 Oakdale, Rialto, Calif 92376
- 30 CHARLESTON (W Virginia) TRACK & FIELD CLINIC.....Sandra Triplett, PO Box 1524, Charleston, West Virginia 25345
- 31 LIPKE CROSS COUNTRY "INVITATIONAL", Detroit, Mich (Boys & Girls, Age group) Joe Smetanka, 11727 Christy, Detroit, Mi 48205
- 31 CHARLESTON (W Virginia) DISTANCE RUN (Boys & Girls) Sandra Triplett, PO Box 1524, Charleston, West Virginia 25345

### SEPTEMBER

- 7 TRIPLE CITIES AGE GROUP MEET, Endwell, NY (B & G, 7-Under to 12-13, Track) Bob Osborne, 3717 Wildwood Dr, Endwell, NY 13760
- 7 PARKSIDE AGE GROUP CROSS COUNTRY, Rexford, NY (Boys & Girls) Malcolm McConnell, RD #2, Box 56, Wind Rd, Rexford, NY 12148
- 7 LATROBE (Pa) CROSS COUNTRY "INVITATIONAL" (Girls, 9-Under & up) Don Lenz, RD #2, Box 265, Latrobe, Pennsylvania 15650
- 7 EARLY BIRD CROSS COUNTRY, Miamisburg, Ohio.....Mark Becker, 708 North 12th Street, Miamisburg, Ohio 45342
- 7 DETROIT (Mich) STRIDER CROSS COUNTRY "INVITATIONAL" (Boys & Girls) Marv Fraser, 8100 Davidson, Detroit, Michigan 48238
- 7 CINDERETTES ROAD RUNS, Fort Wayne, Ind (Girls, Long Distance Runs) Roberta Widmann, 613 Till Road, Fort Wayne, Ind
- 7 VENTURA (Ca) TRACK LEAGUE CROSS COUNTRY RUN (Girls, 9-Under & up) Dave Japs, 835 Oakdale, Rialto, California 92376
- 14 MICHIGAMES CROSS COUNTRY "INVITATIONAL", Ann Arbor, Mich (Girls) Ken Simmons, 1237 Van Dusen, Ann Arbor, Michigan 48103
- 14 CINDERETTES CROSS COUNTRY RUN, Fort Wayne, Indiana (Girls) Roberta Widmann, 613 Till Road, Fort Wayne, Indiana
- 14 PEORIA (Illinois) FUN FESTIVAL (Long Distance Runs) Dave Miller, Box 47A, Tremont, Illinois 61568
- 14 LONG BEACH (Ca) COMETS BEACH RUN, Belmont Pier (Girls, 9-U & up, LDR) Ken Karnes, 7911 Ring Street, Long Beach, Ca 90808
- 15 TRIPLE CITIES AGE GROUP MEET, Endwell, NY (Boys & Girls, Track) Bob Osborne, 3717 Wildwood Drive, Endwell, NY 13760
- 15 MOTOR CITY CROSS COUNTRY "INVITATIONAL", Detroit, Mich (Boys & Girls) Bettye Robinson, 18410 Sorrento, Detroit, Mich 48235
- 21 RECREATION RUNS, Brighton, Mich (Boys & Girls, Long Distance Runs) Roscoe Washington, 3020 Wreford, Detroit, Mich 48208
- 21 LA JOLLA CROSS COUNTRY "INVITATIONAL", San Diego, Ca (Girls) Tracy Sundlun, PO Box 881, La Jolla, California 92037
- 22 SAGINAW (Mich) TRACK CLUB CROSS COUNTRY "INVITATIONAL" (Boys & Girls) Roger Hansen, 3865 Hospital Rd, Saginaw, Mich 48603
- 28 GOLDEN TRIANGE CROSS COUNTRY "INVITATIONAL", Ypsilanti, Mi (Boys & Girls) Bob Parks, E Michigan U, Ypsilanti, Mich 48197
- 28 LOMITA (Ca) ROAD RUNS (Girls, 9-Under & up) Jimmy Polkens, 2216 West 223rd Street, Torrance, California 90501
- 28 LOS ANGELES (Ca) ALL COMERS CROSS COUNTRY, Hazard Park (Boys & Girls, 9-Under & up, 9:30am) Bill Peck, (213) 666-0546

### OCTOBER

- 5 KETTERING (Ohio) "INVITATIONAL" CROSS COUNTRY (Boys & Girls, 9-Under & up) Steve Price, 1205 Waving Willow, Kettering, Oh
- 5 RAINBOW RUNNERS INTERNATIONAL X-COUNTRY "INVITATIONAL", Seattle, Wash (Girls) John Galbraith, 1261-205 NW, Seattle, Wa 98177
- 5 FRESNO STATE (Ca) CROSS COUNTRY "INVITATIONAL" (B & G, Jr HS & up) Red Estes, Dept of Phys Ed, Fresno St U, Fresno, Ca 93710
- 5 BLUE ANGELS X-COUNTRY, Mile Square Pk, Fountain Valley, Ca (G, 9-U & up) Don DeNoon, 5682 Riviera Dr, Huntington Beach, Ca
- 12 CURRIE CREEK RUN, Midland, Mich (Boys & Girls) Norm Skelly, Box 1185, Midland, Mich 48640 (517) 835-7858
- 12 ORINDA (Ca) CROSS COUNTRY RUN (Girls, 9-Under & up) Don Bailes, 133 Selborne Way, Moraga, California 94556
- 12 LOS ANGELES (Ca) ALL-COMERS CROSS COUNTRY, Eagle Rock Rec Center (B & G, 9-U & up, 9:30am) Bill Peck (213) 666-0546
- 13 SO CALIF CHEETAHS X-COUNTRY, Mt San Antonio Coll, Walnut, Ca (G, 9-U & up) Bill Peterson, 1840 Hawkbrook Dr, San Dimas, Ca
- 13-19 AAU NATIONAL CONVENTION, Washington, DC

READ ALL THE NEWS OF YOUR FAVORITE SPORT

ONLY \$5.00 FOR ONE YEAR'S SUBSCRIPTION  
\$9.00 FOR TWO YEARS AND \$12.00 FOR THREE

# SUBSCRIBE TODAY

NAME \_\_\_\_\_

ADDRESS \_\_\_\_\_

CITY \_\_\_\_\_

STATE \_\_\_\_\_

ZIP \_\_\_\_\_

CLUB OR TEAM \_\_\_\_\_

ATHLETE \_\_\_\_\_

COACH \_\_\_\_\_

PARENT \_\_\_\_\_

OTHER \_\_\_\_\_

STARTING LINE P. O. BOX 878, RESEDA, CALIFORNIA 91335