



# STARTING LINE<sup>T.M.</sup>

## TRACK & FIELD FOR YOUNG ATHLETES

May-June 1976 Vol.6 No.42

P.O. BOX 878, RESEDA, CALIFORNIA 91335

BOYS/ GIRLS Age-Group List  
•  
SCHOOL CONTEST RESULTS  
•  
EARLY SEASON HIGHLIGHTS



# FORUM

## CANADA TAKES A LOOK AT CALIFORNIA AGE GROUP SWIMMING

by Cecil Colwin

The author, National Technical Director of the Canadian Amateur Swimming Association, recently undertook a study of one of the highly competitive age group swimming programs in the United States. His purpose was to gather facts for the formulation of priorities for competitive swimming in his country. Readers will recognize some familiar developments in age group track, in this article excerpted from the Swimming Times of England.

Age group swimming was spawned as a formal programme in the United States in 1952. Its aim was to meet a need "to move large groups of youngsters into mass swimming development programmes". But it grew faster than anyone could have imagined.

The new programme quickly spread around the world and drew millions of adherents to competitive swimming. But, in this rapid development, there were all sorts of unforeseen developments.

The big-name coaches, who hitherto had been able to draw the best available swimming talent, were pressed into having age-group feeder systems within their teams. This was because many young coaches, setting out in the sport, realised they could get in on the ground floor by training young swimmers and taking them through the ranks all the way to maturity. Thus, the supply of swimming talent to the top coaches was not so readily available.

### COACHES EARN MORE WITH AGE GROUP

Young coaches found that they could earn more money by filling their programmes with scores of age-group swimmers. Meet organisers found a new and ready source of finance by running mammoth swim meets. Coaches found that young swimmers were capable of absorbing a tremendous amount of work. Ranking-lists and publishing the names of 11 year-old national champions, together with rewards and long trips to meets, in many instances, put undue pressures on the youngsters and often led to satiation at an early age. The question is whether age-group swimming is meeting the aims of its originators had in mind at its inception.

### DOES AGE GROUP PRODUCE "THE GOODS"?

It has been said that few age-group champions and record-holders have carried on to success at the senior level. Conversely, some of the great Olympic champions have come successfully through the age group ranks to win success.

The writer, recently did a survey of age-group swimming in California. He analysed the operation of 22 clubs. It seemed the obvious place to start because this is where age-group first saw the light of day. It was interesting to find that many coaches of age-group programmes were actually age-group swimmers themselves when the programme started 23 years ago.

The California survey of age-group swimming looked into four main areas: the swimmer, the coach, the parent and the programme. A different interviewing technique was used on each occasion. The aim was to "get under the skin" of the individual coach and the individual programme.

### THE FACTS EMERGE

Although the study is still months from completion, many interesting facts have emerged. For example, it is not generally appreciated how much Californian swimming owes to recreational programmes which farm young swimmers into AAU teams. Another interesting point is that many of California's great swimming clubs have been the result of combined between 7 to 10 clubs based around a fine central swimming pool facility.

Age-group swimming in the United States has assumed gigantic proportions. It is not unusual for 3000 to 5000 swimmers to compete in a two-day meet. National records are published for all the age-groups upwards, starting with 10 and under. Often too much pressure is placed on youngsters to be the best in the country at an early age. There are other abuses of the system; notable parental projection, too many rewards too soon, too much training and too many meets at a tender age.

### MAMMOTH MEETS

Because of the length of week-end age-group meets in California, many coaches only take their swimmers to compete in half of the first day's events and half of the following day's events. Many coaches restrict their age-group swimmer's participation in these big age-group meets to one 2-day meet in any given month. They also tend to restrict out-of-town travel to once a month and a big trip once a season.

Some coaches have thrown up their arms in despair at attending these mammoth meets and have arranged private conference meets between neighboring clubs.

### HOW MUCH WORK FOR AN AGE GROUPER?

One of the critical questions concerning age-group development hinges around how much work to give a developing young swimmer. Physiological research has shown that youngsters, involved in endurance training at an early age, appear to have a greater possibility of realising what endurance potential they have at maturity.

However, some age-group coaches in California say that there should be a balance between the physiological and psychological. They are prepared to sacrifice some of the physiological development at an early age in order to keep the youngsters "unpressurised" as long as possible...in fact, until they are ready to do well in the senior ranks. But this is not always as easy as it sounds.

One thing is certain. Age-group swimming has branched out in many directions since the formal programme started and the early aims seem lost in limbo. What we have now is established fact. Swimming administrators must decide which aspects of age-group swimming to retain in developing new goals for the future.

### [Editor]

There should be no doubt in anyone's mind that we, at STARTING LINE, are the staunchest supporters of Age Group Track. We wouldn't be publishing this magazine if we were not.

But we are also its severest critic, because we have a stake in its existence and are deeply involved in all its activities.

The article on this page was submitted by a friend of the sport, an individual of the highest integrity and character, who felt that we and our readers might gain some insight into the world of Age Group Sports and its trappings.

We would like to feel that we render a service when we encourage the free interchange of discussions on any topic pertaining to Age Group track, whether the subject reflects a popular or an unpopular notion.

The situation in Age Group swimming may or may not be parallel to Age Group Track. However, we will play the devil's advocate in this most important argument, and would like to hear all ranges of opinions from officials, athletes and parents as well as anyone who cares enough to want the very best.

The opinions, remarks and retorts expressed on this page, do not necessarily reflect the views of STARTING LINE Magazine.

It is hoped that the nature of the subjects discussed in these columns will stimulate our readers to assess their attitudes towards the Sport, to discuss their ideas and share their experiences for the greater benefit of everyone involved with the Junior Age Group track & field movement. The editors make this FORUM Page available to our readers, as a means of communication open to everyone, and invite you to take full advantage of the opportunity.



May-June 1976

Vol. 6 No. 42

# STARTING LINE

P.O. BOX 878, RESEDA, CALIFORNIA 91335  
(6402 Enfield Avenue, Reseda)

Published & Edited

by

**MAX ZUCKER and BILL PECK**

Advertising & promotion . . **MAGGIE PENTURFF**

Art Direction & Graphics . . . . . **JAMES DIAZ**

STARTING LINE depends on contributions of results, news, opinions and photos from all of our readers (athletes, coaches, officials, parents, and general followers of junior and age group track & field).

It is more likely that your contributions will appear in the pages of STARTING LINE if you adhere to the following guidelines when submitting material:

## RESULTS

Include first and last name of at least the first three competitors in each event, along with hometown or team affiliation, time or distance of each competitor listed, type of track (dirt or all-weather), wind conditions (the more specific the better), height of hurdles, weight of implements (shot, discus, etc.). Also include heat or qualifying round marks (if better than final mark) and birth-dates on top athletes would be helpful for best performance lists.

## NEWS

General interest items (in contrast to news merely of your team or of one individual) are more useful. We want material on both boys and girls (such as schedules of upcoming events, new teams or programs), background info on area, athletes, etc.), especially from areas which haven't gotten much space before.

**STARTING LINE IS PUBLISHED EVERY TWO MONTHS - FEBRUARY, APRIL, JUNE, AUGUST, OCTOBER AND DECEMBER.**

Second class postage paid at Reseda, California 91335

## SUBSCRIPTION RATES

Regular Mail

ONE YEAR (6 ISSUES) - \$5.00  
2 YEARS (12 ISSUES)- \$9.00  
3 YEARS (18 ISSUES)-\$12.00

## CHANGE OF ADDRESS

If you're moving, please let us know three weeks before changing your address.

# On the Cover PHOTO CREDIT

(Photo at left) This photo shows 11 year-old JIM REYNOSA of Sylmar, Ca, getting good height with the 6 pound shot, one of the reasons he has been flirting with the 40 feet barrier every time he competes. His duels with JANTZ FITZGERALD (photo elsewhere in this issue) have been classic, with both boys contending for top honors at the boys Nationals at the end of June. Jim is also one of the finest sprinter in his age group, having already recorded 11.9 in the 100 and 27.2 in the furlong. A young man to watch. /STARTING LINE photo/

(Photo at top right) Off the field, pert VICKI COOK of Northridge, CA, is all games and giggles, but on the track she is as tough and competitive as they come. As can be seen in this photo, she is all business when the race is on. In the distance events and the Race Walks she has few peers (if any) in her age group. At the Cheetah Invitational, she had one of her "typical day", entering and winning the 880 in 2:24.1, the mile in 5:08.3 and walking away with mile RW in 8:03. Vicki is unbeatable in the last two events (possibly all three) and has recently improved her mile time to 5:02.1, an all-time Age-11 Best. Look out for her at the Age Group Classic. /Photo courtesy of JOHN COOK/

(Photo at bottom right) The Herbert Hoover Memorial Boys Club Relays is traditionally on the finest Relay meet in California. Age group clubs from all over this state converged at Menlo Park in early April, to sharpen up on their form and match their skill against the very best. In this photo we see ANTHONY HODGES, one of the members of the hosting club taking the second hand-off from teammate DEANTE TOPPS in the 440 relay. /Photo submitted by VAN PARRISH/

## From the Publisher

Many of our readers will be surprised to receive this issue much earlier than usual. The reasons for this unusual phenomena were two-folds - First, we wanted the issue out for the Boys and Girls Nationals, and last (but definitely not least) I will be leaving for the Olympic Trials in Oregon (for a much needed vacation) and had to be done with all the mailing before June 15.

Usually, around this time, we wait a little bit longer before going to press, hoping to catch as many of the May meets as possible. Our initial list of best performers found in the center spread of this issue, reflects in many ways the absence of some of the better meets that were missed because of this early deadline.

Last year, the June issue (that came out in early July) already contained such high performance meets as the Central Cal and N.Carolina Junior Olympics, the Valley Conference (CA) championships, the Junior West Coast Relays, the So. AAU champs, the D.C. CYO Championships, as well as the Mound and Miami Valley Invitationals among many others. All those meets take place towards the end of May or early June.

Hardest hit by the absence of this material was the Boys lists, in which the depth in all divisions leaves much to be desired. We didn't even come out with a Boys Intermediate list (athletes born in 1960-61) as the results in this division were not sufficiently significant at this time to warrant inclusion, although the level of the marks on hand were already quite promising.

We'll make it up in the next issue with a "Frosh/Soph Report", in which some of the finest athletes in the nation competing in Junior High and High Schools will be highlighted. Some of the performances that we already have on hand for that feature will take your breath away. We just wanted to wet your appetite.

\*\*\*\*\*

The next issue will also come out early (in other words on time), as our indispensable Bill Peck will be going to Montreal for the Olympic Games, and nothing will stop him from his third consecutive pilgrimage to the Games. He wants everything on paper by early July. I want, therefore, to urge all meet directors to send in their results as soon as their meet is over (Mark Becker, do you get the hint?).

Speaking of Olympic Games, everyone make sure to send in your entries on the Olympic Prediction Contest (see page 5 of this issue) and the Olympic puzzle (see April issue for details) before the July 10 deadline. They are a lot of fun and you can win prizes!

Max Zucker, publisher (3)

# SCHOOL CONTEST RESULTS

## SIX MINUTE RUN POSTAL CONTEST

Results of Fourth Annual Competition Announced

Third time was the charm for McKinley Middle School. After finishing a close runner-up the previous two years in the Boys Intermediate School Contest (missing a win on tie-breaking rules last year), the Muncie, Indiana came up victorious in the 1975-76 contest. Coach Joe Rogers well-balanced five man crew was led by 2:12 half-miler RANDY HANEY, and two sub-5:00 minute milers, NATHAN DROWN and LEE DAVIS, all of whom covered 4 3/4 laps in the prescribed six-minute span. It was the third try of the school year which got McKinley its winning total of 23 1/4 laps...the best ever achieved in the four year history of the competition.

Runner-up to McKinley was Clark Intermediate of Clovis, California, a Fresno area school long noted for an outstanding cross country program. Not only was Clark second among intermediate boys entries, but the won the intermediate/elementary girls competition, equalling the best girls total ever achieved. JENNIFER HEATON and TRACY SATOWSKI led Clark to the title by covering 4 1/4 laps each, tying the best ever individual girls total. A perennial Clark rival, Kings Canyon Junior High of Fresno, took the third spot among intermediate boys.

Top domestic entry in the Elementary Boys Division was from Oakdale Christian School of Grand Rapids, Michigan (home town of a recent president we recall). GARY WARNERS led the way (he tied the highest individual distance ever in this division) as Oakdale totaled 19 3/4 laps, fourth highest ever among sixth graders or below. Actually, the best elementary entry came from overseas, namely from Tonbridge, Kent, England...the heart of distance running world-wide. Sussex Road County Primary School's five member team accumulated 20 laps with perfect balance (each boy negotiating four laps). Due to the interest shown in our USA contest, we are awarding special duplicate certificates to Sussex Road, without displacing Oakdale Christian or any other American schools. In the results below, the English lads have been inserted in the position they would normally occupy.

An area familiar to our contest, was once again prominent in all divisions. New Hyde Park (NY) schools garnered second in Elementary Boys, second and third in combined Elementary/Intermediate Girls and fourth among Intermediate Boys. NHP Road School was runner-up in Elementary boys by virtue of a tie-breaking rule (youngest total age) over Lorena Street School of Los Angeles. Defending champ Douglas Smith School of Alief, Texas was fourth this time.

Sixty-seven school teams entered this year's contest. Many entered more than one team and some entered all three divisions. Leading the way, as usual, in terms of total participation was the Syracuse (NY) City School District, which had 455 youngsters running last October...they totaled 342 miles, which is a lot of distance in six minutes. Syracuse even uses the football scoreboards to keep track of the running time. Several other school districts have indicated interest in participating next year.

The 1976-77 contest begins as soon as school starts next fall. We will have some special Olympic mementoes for the schools with the top early entries (before December 1). You may write for sample entry blanks or look for announcement in July-August issue of Starting Line. Same general rules will apply.

Results from leading schools in the 1975-76 Contest appear below. All individuals of the first five teams in each division have been sent certificates. We thank all the participants and look forward to your entries beginning in September.

## ELEMENTARY BOYS DIVISION (Sixth Grade & Below):

|  |                            |
|--|----------------------------|
| # SUSSEX ROAD C.P. SCHOOL (Kent, Tonbridge, ENGLAND) |                            |
| Michael Thorne (9).....4                             | Andrew MacDonald (10)....4 |
| Sean Griffin (10).....4                              | Tim Dodd (10).....4        |
| Stephen MacNamee (10)....4                           | Team Total.....20          |

|  |                               |
|--|-------------------------------|
| 1. OAKDALE CHRISTIAN SCHOOL (Grand Rapids, MI) |                               |
| Gary Warners (12).....4 1/4                    | Ken Zwier (11).....4          |
| Andre Sallie (13).....4                        | Jan Warners (11, 5th)...3 1/4 |
| Jim Primus (11).....4                          | Team Total.....19 1/4         |


|  |                                 |
|--|---------------------------------|
| 2. NEW HYDE PARK ROAD SCHOOL (New Hyde Park, NY) |                                 |
| Barry McDonald (10, 5th).4                       | Eddie Michaels (9, 4th)...3 1/4 |
| Craig Barbieri (9, 4th)..4                       | Gregg Platis (8, 3rd)...3 1/4   |
| Frank Rago (9, 3rd)....3 1/4                     | Team Total.....19 1/4           |

|   |                               |
|---|-------------------------------|
| 3. LORENA STREET SCHOOL (Los Angeles, CA) |                               |
| Jose Perez (11).....4                     | Jorge Pena (12).....3 1/4     |
| Victor Rojas (12).....4                   | Jo Jo Flores (8, 3rd)...3 1/4 |
| Zeke Flores (12).....3 1/4                | Team Total.....19 1/4         |

|  |                                 |
|--|---------------------------------|
| 4. DOUGLAS SMITH ELEMENTARY SCHOOL (Alief, TX) |                                 |
| Chris Panel (10, 5th)....4 1/4                 | Darren Bradley (11, 5th).3 1/4  |
| Troy Johnson (11, 5th)...4 1/4                 | Billy Grabowski (10, 5th).3 1/4 |
| Chris Tucker (11, 5th)...3 1/2                 | Team Total.....19               |

|   |                               |
|---|-------------------------------|
| # SUSSEX ROAD C.P. SCHOOL Team #2 (Kent, ENGLAND) |                               |
| Matthew Blair (11).....4                          | Oliver Payne (11).....3 1/4   |
| Ian Brown (10).....3 1/4                          | Stephen Detsicas (9)....3 1/4 |
| Nicky Pearce (9).....3 1/4                        | Team Total.....19             |

|   |                              |
|---|------------------------------|
| 5. CHARLES ANDREWS ELEMENTARY SCHOOL (Syracuse, NY) |                              |
| Doug Austin (11).....3 1/4                          | Ronnie Barnes (12).....3 1/4 |
| Martin Ludlow (10, 5th)..3 1/4                      | Tim Parks (11).....3 1/4     |
| Diedra Glenn (11).....3 1/4                         | Team Total.....18 1/4        |



& LEISURE SPORTS CLOTHING

## GYM, SWIM, TEAM

Broderick

U.S.A.

Send for literature,  
please indicate Gym  
and/or Team Sport.

TOM BRODERICK COMPANY, INC.  
P.O. Box 6096, Glendale, Calif. 91205 ■ P.O. Box 997, Parsons, Kansas 67357

|   |                  |
|---|------------------|
| 6. AUGUSTA RAA MIDDLE SCHOOL (Tallahassee, FL)..... | 18 $\frac{1}{2}$ |
| 7. SAINT PETER SCHOOL (Dayton, OH).....             | 18 $\frac{1}{4}$ |
| 8. LINCOLN ELEMENTARY SCHOOL (Syracuse, NY).....    | 18               |
| 9. ROBERTS ELEMENTARY SCHOOL (Syracuse, NY).....    | 17 $\frac{3}{4}$ |
| 10. VAN DUYN ELEMENTARY SCHOOL (Syracuse, NY).....  | 17 $\frac{1}{4}$ |

**INTERMEDIATE BOYS DIVISION (Eighth Grade & Below):**

|  |                  |    |
|--|------------------|----|
| <b>1. MCKINLEY MIDDLE SCHOOL (Muncie, IN)</b>                  |                  |    |
| Randy Haney (14).....  | 4 $\frac{1}{4}$  |    |
| Nathan Drown (14).....   | 4 $\frac{1}{4}$  |    |
| Lee Davis (14).....  | 4 $\frac{1}{4}$  |    |
| Jerry Barlow (14).....   | 4 $\frac{1}{4}$  |    |
| Charles Armstrong (13,7th).....                                | 4 $\frac{1}{4}$  |    |
| Team Total.....  | 23 $\frac{1}{4}$ |    |
| <b>2. CLARK INTERMEDIATE SCHOOL (Clovis, CA)</b>               |                  |    |
| Gary Gonzales (14, 7th).....                                   | 4 $\frac{1}{4}$  |    |
| Danny Hamel (12, 7th).....                                     | 4 $\frac{1}{4}$  |    |
| Vince Montoya (14).....  | 4 $\frac{1}{4}$  |    |
| Jeff Clarkson (12, 7th).....                                   | 4 $\frac{1}{4}$  |    |
| Chuck Barrett (13).....  | 4 $\frac{1}{4}$  |    |
| Team Total.....  | 21 $\frac{1}{2}$ |    |
| <b>3. KINGS CANYON JUNIOR HIGH SCHOOL (Fresno, CA)</b>         |                  |    |
| Angel Bidegain (14).....                                       | 4 $\frac{1}{4}$  |    |
| James Wiens (15).....  | 4 $\frac{1}{4}$  |    |
| Steve Waite (13).....  | 4 $\frac{1}{4}$  |    |
| Richard Rowell (14).....                                       | 4                |    |
| Shawn Henry (13, 7th).....                                     | 4                |    |
| Team Total.....  | 21 $\frac{1}{4}$ |    |
| <b>4. NEW HYDE PARK MEMORIAL HIGH SCHOOL (New Hyde Pk, NY)</b> |                  |    |
| Joseph Macri (13, 7th).....                                    | 4 $\frac{1}{4}$  |    |
| Joseph Lenehan (12, 7th).....                                  | 4 $\frac{1}{4}$  |    |
| Gary Allan (13, 7th).....                                      | 4 $\frac{1}{4}$  |    |
| John Krupa (13, 7th).....                                      | 4 $\frac{1}{4}$  |    |
| Tom Luna (13, 7th).....  | 4                |    |
| Team Total.....  | 21               |    |
| <b>5. AUGUSTA RAA MIDDLE SCHOOL (Tallahassee, FL)</b>          |                  |    |
| Jim Holcombe (13).....   | 4 $\frac{1}{4}$  |    |
| Eric Crosier (14).....   | 4 $\frac{1}{4}$  |    |
| Melvin Ford (13, 7th).....                                     | 4                |    |
| Hughes Register (14).....                                      | 4                |    |
| Chris Thompson (13, 7th).....                                  | 4                |    |
| Team Total.....  | 20 $\frac{1}{2}$ |    |
| <b>6. SAINT PETER SCHOOL (Dayton, OH).....</b>                 |                  | 20 |

**ELEMENTARY/INTERMEDIATE GIRLS (Eighth Grade & Below):**

|   |                  |                  |
|---|------------------|------------------|
| <b>1. CLARK INTERMEDIATE SCHOOL (Clovis, CA)</b>                  |                  |                  |
| Jennifer Heaton (14).....   | 4 $\frac{1}{4}$  |                  |
| Tracy Satowski (14).....  | 4 $\frac{1}{4}$  |                  |
| Jennifer Martin (13).....   | 4                |                  |
| Erika Nielsen (13).....   | 3 $\frac{3}{4}$  |                  |
| Linda DeLeon (14).....  | 3 $\frac{1}{4}$  |                  |
| Team Total.....   | 20               |                  |
| <b>2. NEW HYDE PARK ROAD SCHOOL (New Hyde Park, NY)</b>           |                  |                  |
| Kim Van Helden (10, 5th).....                                     | 4                |                  |
| Carolyn Sonnenberg (10,5th).....                                  | 4                |                  |
| Maryann Pascullo (10,4th).....                                    | 3 $\frac{3}{4}$  |                  |
| Patricia McGorty (11,5th).....                                    | 3 $\frac{3}{4}$  |                  |
| Karen Lisanti (11, 5th).....                                      | 3 $\frac{1}{4}$  |                  |
| Team Total.....   | 19               |                  |
| <b>3. NEW HYDE PARK MEMORIAL HIGH SCHOOL (New Hyde Pk, NY)</b>    |                  |                  |
| Anne Hagan (12, 7th).....   | 4                |                  |
| Diane Barbieri (13).....  | 4                |                  |
| Susan Sandonato (13).....   | 3 $\frac{3}{4}$  |                  |
| Cathy Duignan (13).....   | 3 $\frac{3}{4}$  |                  |
| Sally Coyne (13).....   | 3 $\frac{1}{4}$  |                  |
| Team Total.....   | 19               |                  |
| <b>4. LORENA STREET SCHOOL (Los Angeles, CA)</b>                  |                  |                  |
| Martha Solis (12, 6th).....                                       | 3 $\frac{3}{4}$  |                  |
| Eva Perez (12, 6th).....  | 3 $\frac{3}{4}$  |                  |
| Diane Maldonado (11,6th).....                                     | 3 $\frac{3}{4}$  |                  |
| Grace Gonzales (11,6th).....                                      | 3 $\frac{3}{4}$  |                  |
| Carmen Silva (12, 6th).....                                       | 3 $\frac{1}{4}$  |                  |
| Team Total.....   | 18 $\frac{1}{2}$ |                  |
| <b>5. SECOND WARD SCHOOL (Latrobe, PA)</b>                        |                  |                  |
| Amy Massena (12).....   | 3 $\frac{3}{4}$  |                  |
| Lori Lenz (11).....   | 3 $\frac{3}{4}$  |                  |
| Lori Splendore (11).....  | 3 $\frac{3}{4}$  |                  |
| Delores Patrick (10).....   | 3 $\frac{1}{2}$  |                  |
| Dinah Marcinek (10).....  | 3 $\frac{1}{4}$  |                  |
| Team Total.....   | 18 $\frac{1}{4}$ |                  |
| <b>6. DOUGLAS SMITH ELEMENTARY SCHOOL (Alief, TX).....</b>        |                  | 17 $\frac{1}{2}$ |
| <b>7. MANOR OAKS - WM. R. BOWIE SCHOOL (New Hyde Pk, NY).....</b> |                  | 17 $\frac{1}{4}$ |
| <b>8. SAINT PETER SCHOOL (Dayton, OH).....</b>                    |                  | 16 $\frac{3}{4}$ |
| <b>9. LINCOLN ELEMENTARY SCHOOL (Syracuse, NY).....</b>           |                  | 16 $\frac{1}{2}$ |
| <b>10. ROBERTS ELEMENTARY SCHOOL (Syracuse, NY).....</b>          |                  | 15 $\frac{1}{4}$ |

## OLYMPIC GAMES CONTEST

How well do you know your track and field? You can find out by predicting the medal winners in each of the Olympic Track and Field Events. Starting Line will be awarding Olympic souvenirs from Montreal to our readers, of any age, who predict the greatest number of medallists in three separate contests. The competition was fierce in our prediction contest at Munich in 1972. So study your international track and field and try to win some Olympic mementoes. Here is what you have to do:

1. Predict the top three place winners (not necessarily in order) in each individual event of the Olympic Games at Montreal. Don't include relays. There are 21 events for men and 12 events for women; all the events are listed below. You may try to guess just the medallists in the men's events or just the women's events or both.
2. Write the names of your choices for each event in a letter and mail it to STARTING LINE, P.O. BOX 878, RESEDA, CA 91335. Your entry must be postmarked no later than July 10, 1976. Include your age when you send in your predictions.
3. We will award prizes to the persons who predict (1) most Men's medal winners, (2) most Women's medal winners, and (3) most medal winners Combined (both men and women). When you submit your entries, be sure to list only three names for each event (no alternates).

**Men's Events (22)**

|                 |                         |               |
|-----------------|-------------------------|---------------|
| 100 meter Dash  | 110 meter Hurdles       | Long Jump     |
| 200 meter Dash  | 400 meter Hurdles       | Triple Jump   |
| 400 meter Dash  | 3000 meter Steeplechase | Shot Put      |
| 800 meter Run   | Marathon                | Discus Throw  |
| 1500 meter Run  | 20 kilometer Walk       | Hammer Throw  |
| 5000 meter Run  | High Jump               | Javelin Throw |
| 10000 meter Run | Pole Vault              | Decathlon     |

**Women's Events (12)**

|                |                   |               |
|----------------|-------------------|---------------|
| 100 meter Dash | 1500 meter Run    | Shot Put      |
| 200 meter Dash | 100 meter Hurdles | Discus Throw  |
| 400 meter Dash | High Jump         | Javelin Throw |
| 800 meter Run  | Long Jump         | Pentathlon    |

## Olympic Track & Field

If you are attending the Games in Montreal, or if you intend to follow them on television, make sure you are adequately prepared... get a copy of *Olympic Track and Field* and have the facts at your fingertips.

**Contents:**

- 6-deep all-time results, each event, men & women, *English & metric*, 1896 through 1972.)
- Olympic records.
- Outstanding performers of each Games.
- Reviews of each Games.
- All-time lists, men and women.
- '76 qualifying standards.
- '76 Olympic track time schedule.
- And much, much more...

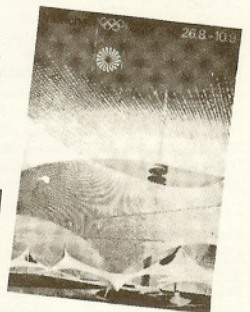


64pp. Illustrated. Paperbound. **\$2.50**

## OLYMPIC POSTER SET

SET OF 12 POSTERS IN FULL COLOR

A dozen colorful posters, covering each Olympic Games from 1920 thru 1972, including the official Munich 1972 poster. In full color, just as they were produced for the world's greatest sporting event. Highlights of the Games on the back of the respective poster. Each poster is 9 x 12 and suitable for wall or bulletin board display. Also an excellent collector's item.



Set of 12 Posters ..... **\$2.95**

# THE FINISH LINE

## Regional News and Results

This section includes nationwide results. In order to have good coverage from your area, everyone is encouraged to submit results to STARTING LINE, P.O. Box 878, Reseda, CA 91335.

If possible, include the following information:

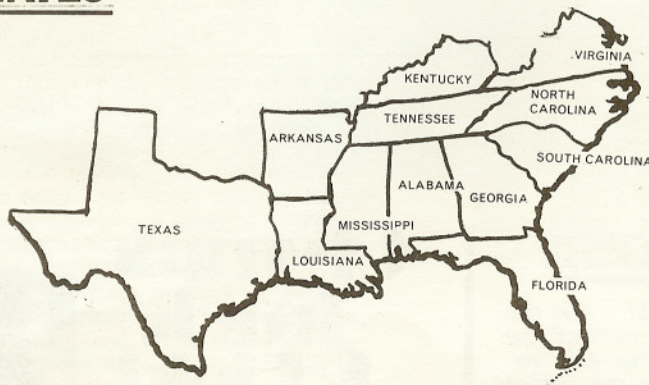
1. Date of meet and meet site (name of stadium & city)
2. Type of facility (all-weather, cinder, indoor, etc.)
3. Name of meet director and/or sponsoring group

4. First and last names of all timed or measured competitors, along with their marks (include heats and qualifying rounds)
5. Wind-assistance information (sprints, hurdles and long jump/triple jump)
6. Weight of implements (shot, discus, javelin, etc.)
7. Height of hurdles and distance of hurdle races
8. Hometown or team affiliation of listed athletes
9. Other pertinent or interesting information (number of competitors, weather, birthdate of outstanding competitors, etc.)

## SOUTHERN STATES

### AREA CONTRIBUTORS

ELI GAGICH  
HERMAN GOLDBERG  
ROBERT MILLER  
JERRY MONTGOMERY  
BILL STAMPER  
WINSTON WALLACE



### MANCHESTER ROTARY RELAYS

MANCHESTER, TN - Apr 24 (from Winston Wallace) Less than ideal weather failed to prevent PHYLLIS HINES from turning in fine performances in both junior high long distance races...ANGLE BRADLEY of Clarksville's Northwest HS had the top marks of the day in high school events... as usual, the Rotary Relays showed some interesting innovations...all events (except relays) were run or measured in metrics...Northwest High won the team decathlon (best athlete in each of ten individual events scores for her team) /Coffee County Stadium (reslite track); Weather - partly cloudy to overcast, light intermittent rain, gusty winds to 20mph aided all sprints, hurdles and jumps; Schools - 22/

**Junior High School Girls**  
100m/200m-Doris Vaughn (Athens Middle School) 12.7/26.6; 400m-Corrine Salinas (New Providence JHS) 62.6 & 62.1h, Terri Pope (NP) 62.6; 800m-Shawanda Jenkins (Greenwood Annex JH) 2:26.8; 1500m/3000m-Phyllis Hines (Tullahoma East JH) 4:56.4/10:36.0; 100mLH-Gwen Fletcher (Ath MS) 16.5 & 16.2h; 4x110 ReAthens MS 51.2; 4x220Re-West End JH 1:53.2; 4x440Re-NP 4:25.8; 4x880Re-Westwood JH 11:01.9

**High School Girls**  
100m/200m-Angie Bradley (Northwest HS) 12.1/26.1; 400m-Nancy McLin (Athens HS, AL) 59.5; 800m-Tonya Wilson (Soddy-Daisy) 2:29.3; 100mLH-Carol Frazier (S-D) 15.7 & 15.6h; HJ-Carla Yount (S-D) 4-11; LJ/TJ-Ruby Ogburn (Clarksville) 16-10 $\frac{1}{2}$ /30-9; SP/4kg -Edwina McNair (C1) 32-11 $\frac{1}{2}$ ; DT-Phyllis Mangrum (Goodpasture) 110-8; 4x110Re/4x220Re-NW 49.4/1:49.1 4x440Re-Ath,AL 4:14.2; 4x880Re-Tullahoma 10:58.3

### SOUTHWEST TC GIRLS "INVITATIONAL"

MIAMI, FL - Apr 3 (from Robert Miller) SHELIA SCOTT, KATHY RACKARD and LAWARINA ANTHONY of Miami's Community Youth Club had the best of several good doubles... Shelia and Kathy took care of the midget division sprints and jumps, respectively, while Lawarina was dominating the bantam dashes...distance running and field events are slowly improving on the the Florida Gold Coast /Miami-Dade CC, North (uniroyal track); Weather - clear, 79°, wind negligible; Teams - 8/

**Bantam Girls (born 1966 & later)**  
100m/200m-Lawarina Anthony (Community YC) 14.4/30.1  
Michelle Williams (Richmond-Ferrine TC) 14.6/30.9;  
400m-Karen Potter (CYC) 72.4; 800m-Yvette Flanders (CYC) 2:47.0; HJ-Rose Brady (RP) 3-10, Carolin Armalin (Ft Lauderdale TC) 3-9; LJ-Shirley Jones(RP) 12-4 $\frac{1}{2}$ , Armalin 11-4 $\frac{1}{2}$ ; 880medRe-RP 2:17.8

**Midget Girls (born 1964-65)**  
100m/400m-Shelia Scott (CYC) 13.2/62.0, April Armstrong (RP) 64.3; 800m-Patricia Hall (FL) 2:38.4; 1500m-Alice Armalin (FL) 5:37.0; HJ/LJ-Kathy Rackard (CYC) 4-3/14-5; 6#SP-Tousha Cox (CYC) 28-4 $\frac{1}{2}$ , Sharon Thompson (RP) 27-5, Virginia Brown (RP) 25-2 880medRe-CYC 2:01.5, FL 2:06.4

**Youth Girls (born 1962-63)**  
100m/400m-Teresa Barr (CYC) 12.8/61.6; 200m-Cile Blount (RP) 26.2, Kim Mickens (RP) 26.6; 800m/LJ-Kathy Wallace (CYC) 2:30.8/15-9; 6#SP/DT-Alexis Moore (CYC) 33-6 $\frac{1}{2}$ /78-11; 880medRe-CYC 1:55.5

**Intermediate Girls (born 1960-61)**  
100m-Cornelia Jackson (CYC) 12.2, Delvis Burrows (FL) 12.2; 200m-Burrows 25.1; 400m/LJ-Diane Wright (CYC) 60.1/17-0; 4x220Re-CYC 1:51.5

### ALIEF ALL-COMERS

ALIEF, TX - Apr 4, May 2 & 9 (from Jerry Montgomery) Sprinters TOMMY HORNSBY, TERRY SMAJSTRLA and RICKY PLATENBURG had the best set of clockings in the three meets hosted by Alief TC...Tommy was really moving in the 12-13 division, especially in the 440...Teri's brother CRAIG SMAJSTRLA had excellent all-around performances in the same division /Alief HS (all-weather track); Weather - humid, 80°, cross wind on 4/4...sunny,windless on 5/2...humid & windless on 5/9; Competitors - 232/222/196/

### ALL-COMERS MEET # 1

#### ALIEF - April 4

Boys 8-9 HJ-Jeff Dickey (Alief TC) 3-9; LJ-Doug Adkins 11-9 $\frac{1}{2}$   
Boys 10-11 100/220-Ricky Platenburg 12.1/28.5; 50LH-Brent Shofner 8.8; SP-Troy Johnson (AL) 27-10  
Boys 12-13 440-David Cox (AL) 56.8  
Girls 10-11 100/220/LJ-Teri Smajstrla (AL) 11.8/27.6/14-7 $\frac{1}{2}$ ; HJ-Susan Acker (AL) 4-3, Penny Wright (AL) 4-2, Donna Pally (AL) 4-2  
Girls 12-13 HJ-Missy Nicol 4-9

### ALL-COMERS MEET # 2

#### ALIEF - May 2

Boys 10-11 100/220-Platenburg 12.3/27.9; 880-Terry Anderson (Dads Club) 2:29.8; LJ-Mike Mignes(Al) 14-9 $\frac{1}{2}$ , John Reasoner (Dads) 14-3 $\frac{1}{2}$   
Boys 12-13 Mi-Craig Smajstrla (Al) 5:08.5; LJ-Smajstrla 17-0 $\frac{1}{2}$ , Chris Taylor (Dads) 16-11 $\frac{1}{2}$

Girls 8-9 LJ-Jennifer Ellis (Mennonite) 12-5 $\frac{1}{2}$   
Girls 10-11 440-Sharon Jones (Houston Astro-Belles) 67.5; 50LH-Donna Edelman (Men) 9.1; LJ-Wright 13-3 $\frac{1}{2}$ ; 6#SP-Julie Stockman (Men) 25-1  
Girls 12-13 LJ-Monika Merski 28-11 $\frac{1}{2}$   
Girls 14-15 100/220-Nedra Simpson (HAB) 11.4/25.4

### ALL-COMERS MEET # 3

#### ALIEF - May 9

Boys 10-11 440/Mi-Scott Lucas (Al) 65.6/5:29.6; 50LH/LJ-Mike Mignes (Al) 8.2/4-8  
Boys 12-13 100/220/440-Tommy Hornsby 11.3/24.8/54.1; Mi-Bobby Lucas (Al) 5:09.0; LJ-Bryan Stoller 17-7 $\frac{1}{2}$   
Girls 8-9 440-Wendy Pena (Al) 75.6; LJ-Ellis 12-7 $\frac{1}{2}$   
Girls 10-11 440/880-Acker 67.6/2:33.0; 50LH-Sherri Acker (Alvin) 8.8, Tammy Welch (Men) 9.0; HJ-Penny Wright 4-3;  
Girls 12-13 80mLH-Jill Davis (Al) 12.4; LJ-Penny Green (Al) 16-1 $\frac{1}{2}$ , Lisa Huddleston (Dads) 15-7 $\frac{1}{2}$

FLORIDA GIRLS HIGH SCHOOL CHAMP

ORLANDO JUNIOR HIGH MEETS

TEXAS REGION 3 GIRLS HIGH SCHOOL

GAINESVILLE, FL - May 15 (from Eli Gag-ich) Despite unpredictable weather, gals from the "sunshine state" showed vast improvement in their blooming high school programs...three were under 5:09 in the mile...three more long jumped 18'6" or more...a terrific duel resulted in a 110 yard low hurdle victory by BERNADETTE GRANT over CHERYL IANE...130 feet was approached by HELEN TYLER in the discus...super CHANDRA CHEESEBOROUGH made off with the sprints in good times, despite adverse breezes /Univ of Florida (all-weather track); Weather - intermittent rain and wind/

AAAA (Large) Schools

100-220-Cheesborough (Ribault HS, Jacksonville) 11.0 & 10.7h/24.2, Davis (King, Tampa) 24.7; 440-Wallace 58.1, Darden (Titusville) 58.2; 880-Sullivan (Lake Brantley) 2:17.9, Gantous (Brandon) 2:18.8; Mi-McCormack (Choctawatchee) 5:03.4, Gantous 5:05.8, Overbey (McArthur) 5:08.7; 110LH-Grant (So Dade) 14.4, Lane (Jackson, Miami) 14.5, Tally (Lakewood, St Petersburg) 15.0; 4x110Re-Raines, Jack'v1 49.1; HJ-Butler (Ribault) 5-3; LJ-Jackson (Paxon, Jackv1) 19-7½, Allen (Paxon) 18-6½, Thornton (Piper) 18-6; 8#SP-Kirby (Coral Gables) 42-10¼, Lotmore (No Miami) 40-1; DT-Tyler (Carol City) 129-9, Fisher (Satellite) 125-10, Romer (Seminole, St Pete) 119-2; 880 medRe-Deerfield Beach 1:49.5; 4x220Re-South Plantation 1:42.2, King 1:42.7, Raines 1:42.8; 4x440Re-Ribault 4:00.0, Clearwater 4:00.1, Brandon 4:00.7

ORLANDO, FL - Apr 16 & 22 (from Bill Stamper) The area which has produced Cyril Wyatt (conqueror of Houston McTear) and national high school record holder Mike Roberson continues to produce its share of speed...in junior high triangular meets, seventh grader REGGIE PRESSLEY has been holding his own (or better) with his seniors, MIKE HARRELL, 14, and CLIFF WRIGHT...long sprinter DAN HARP and weight man AUGUSTUS HARRIS have also recorded top-flight marks...distance runner JOHN IRVINE ran a solid 880/mile double solo /4/16 Memorial Junior High (asphalt track): Weather - twilight, little wind; 4/22 Evans High School (dirt track); Weather - very hot, little wind/

Junior High School Boys (Seventh-Ninth Grades)

100-Cliff Wright (Howard JHS) 10.1, Reggie Pressley (7th grade, Memorial JHS) 10.3, Mike Harrell (8th, Mem) 10.3, Dan Harp (Carver JHS) 10.5, Ricky Procter (How) 10.5; 220-Pressley 24.0, Harp 24.3, Tom Ginyard (How) 24.8; 440-Harp 53.5, Freeman (How) 55.0, Polk (Mem) 55.6; 4x110Re-Mem 45.8, How 46.4; 880-John Irvine (Lee JHS) 2:04.8/4:48.6, Seal (Lee) 2:13.0, Sam Crawford (Mem) 2:14.4; 70HH/39-Velley (Car) 9.8; 330LH-Antione Bethel (Mem) 45.7; HJ-Phillip Brady (How) 5-6, McConnell (Conway JHS) 5-6 Ronald Sands (Mem) 5-6, Pressley 5-4; LJ-Ricky Dixon (Mem) 19-7, John Stevenson (Mem) 19-5; 8#SP/DT-Augustus Harris(Car) 56-3/105-7; 4x440Re-Mem 3:41.1

TEXAS GIRLS HIGH SCHOOL CHAMP

AUSTIN, TX - May 7/8 (from Herman Goldberg) GWEN SMITH and WILMA HARRIS led a host of long-sprinters with national-class marks...Wilma not only bested defending 4A (large schools) champ, NEDRA WASHINGTON in a hot quarter-mile duel, but also anchored her Worthing High (of Houston) mates to a hard fought mile relay victory over Nedra's Trimble Tech (of Fort Worth) squad, in the fastest two team 4x440 high school relay in history...Trimble returned for a scorching 46.9 440 relay...

Smith defended her 220 title by rocketing to a startling 23.7, fastest reported furlong in high school history (wind info not available)...LENA GIBBS, KAREN HOLMES and DANETTE ALFORD repeated their super-fast 80y hurdle skirmish for the second year...ten long jumpers bettered 18 feet, all five sections combined...an equal number of triple jumpers were over 37 feet (the most improved event)...eleven shot putters bested 40 feet, led by ANN MOON's 46-plus...DEBRA EVANS had a brilliant weight double /Texas University (all-weather track)/

HOUSTON, TX - Apr 24 (from Herman Goldberg) Shot putter ANN MOON, quarter-miler WILMA HARRIS and hurdler LENA GIBBS gave promise of things to come in qualifying for the the Texas state meet...Lena, 5'10", and Wilma were part of super-fast relay teams, in addition to excelling in their individual events...Ann ran with the fastest sprinters in the state and lofted the 8 pound shot over 44 feet as well /San Jacinto JC (all-weather track)/

4A (Large) Schools

60-Doris Hurd (Forest Brook HS, Houston) 7.04, Ann Moon (Angleton HS) 7.14; 100-Robin Coleman (Charlton Pollard HS, Beaumont) 11.05 & 11.01h, Hurd 11.08 Moon 11.15; 220-Gwen Smith (Conroe) 24.06 & 24.05h, Debra Edwards (Kashmere) 24.76; 440-Wilma Harris (Worthing, Hou) 55.77, Judy Landriault (Clear Creek) 57.40, Christine Smith (Con) 57.85; 80LH-Gibbs 10.55 880-April Polk (Deer Park) 2:18.54; HJ-Sherry Pope (Ball, Galveston) 5-5, Robin Williams (Yates) 5-4; LJ-Sande Lambert (Clear Lake) 18-10½, Smith 18-4½; TJ-Lisa LaJoie (Cypress-Fairbanks) 37-10¼, Jackie Quinn (Alvin) 37-3, Carol Grant (Westbury) 37-1; 8#SP/DT-Moon 44-0½, Susie Kramer (LaPorte) 41-1/126-11, Elona Stinson (Ball) 40-10¼/120-5, Diantha Lemons (Ball) 120-9; 4x110Re-Smilely HS, Hou 47.45, Washington, Hou 47.57, Charlton-Pollard 47.88; 880 medRe-Washington 1:14.04, Forest Brook 1:41.33, Ball 1:41.84; 4x440Re-Worthing 3:59.6 & 3:56.48h

ASTRO-BELLE JUNIOR HIGH GIRLS

HOUSTON, TX (from Herman Goldberg) Thomas Junior High's SHELIA IABOME turned in a rapid 220 individually and led off two swift relay squads /San Jacinto JC (tart-an track); Weather - sunny then cloudy, no wind/

Girls 13-Under

60/100-V.Edwards (ET Washington) 7.5/12.1; 220-K. Jones (Thomas JHS) 27.4; 440-Tina Russell (Rogers) 63.7; 880-Jackie Smith (BTW) 2:28.6; 80YH-C.Garland (Sheldon) 12.2; HJ-S.Maxwell (Bowie) 4-8; LJ-L.Taylor (BTW) 15-5; SP-R.Bolder (Northwood) 29-3 4x110Re/880medRe-BTW 53.5/1:53.9; 4x440Re-Nwd 4:36

Girls 14-16

60-Loyce Johnson (Fleming JHS) 7.2, J.Young(Th) 7.2 100/LJ-Lisa Griffiths (Fondren JHS) 11.4/18-0; 220-Shelia Iabome (Th) 24.8; 440-Easter Gabriel (Th) 59.1, Griffiths 59.6; 880-J.Smith (Th) 2:27.0; SP-M.Cearcy (Fl) 32-7½; 4x110Re-Ryan JHS 52.1; 880 medRe/4x440Re-Thomas 1:43.8/4:10.6

100 yard Dash

4A-Doris Hurd, Forest Brook, Hous 11.0  
Michelle Murray, Carroll, CorC 11.2  
Patrice Davis, Corsicana 11.2  
Beverly Turner, Trimble Tech, FW 1.2  
B-Linda Henry, Cleste 11.0

220 yard Dash

4A-Gwen Smith, Conroe 23.7  
3A-Sherrie Golden, New Caney 24.5  
Robena Johnson, Canyon 24.6  
2A-Jeanine Brown, Bellville 24.4

440 yard Dash

4A-Wilma Harris, Worthing, Hous 55.8  
Nedra Washington, Trimble Tch 56.9  
3A-Merry Johnson, Canyon 57.3  
Carol Edwards, Midway, Waco 57.4  
2A-Pam Fowler, Elgin 56.9  
Andrea Randall, Katy 57.9  
A-Essie Kelley, Spur 56.4  
B-Elizabeth Morris, Santa Ama 56.8

880 yard Run

4A-Julie White, Arlington 2:17.0  
April Polk, Deer Park 2:17.0  
Disa Lewis, Memorial, Houston :17.8  
Othelia Harrington, Riv'sd, EP 18.0  
3A-Betty Maker, Channelview 2:21.6  
B-Janet Doyal, John 2:21.2

80 yard Low Hurdles (30 inch)

4A-Lena Gibbs, Washington, Hous 10.4  
Karen Holmes, Wyatt, Ft Worth 10.4  
Danette Alford, Burges, E Paso 10.5  
3A-LoAnn Phillips, Lk View, S Angelo 8  
Sheryl Sanderson, Burleson 10.9  
2A-Tammy Jewett, Panhandle 10.9  
Sandra Hafernack, Ganado 10.9  
A-Lisa Meurer, Windhorst 10.7  
Theresa Doughten, Stinnett 10.8  
Tamara Butler, Gladewater-Sabine 9  
B-Jane Phillips, Newcastle 11.1

High Jump

3A-Carol Nichols, Palestine 5-5  
Jan Chesbro, Humble 5-5  
Sue Smith, Stephenville 5-4  
B-Elaine Schulte, Nazareth 5-5

Long Jump

4A-Sande Lambert, Clear Lake 18-9½  
Gwen Smith, Conroe 18-8½  
Pam Burkhalter, No Mesquite 18-4½  
Andrea Peppard, Permian, Od 18-3½  
3A-Dianna May, Aransas Pass 18-6  
Dee Dee Sweeney, Belton 18-3  
2A-Jacki Mays, Stanford 18-10¼  
Altanette Denley, Columbus 18-8½  
Carolyn Amos, Marble Falls 18-2¼

Triple Jump

4A-Hazel Williams, E Hills, FW 38-2¼  
Elsie LaJoie, Cypress-Fairb 37-10¼  
Debra Melrose, Lanier, Aust 37-8½  
Pam Burkhalter, Mesquite 37-8  
Michelle Murray, Carroll, CC 37-7½  
Jackie Quinn, Alvin 37-1  
3A-Sharon Higgins, W Columbia 38-5½  
Michelle Dunn, Stephenville 37-7½  
Loann Phillips, Lk View, SA 37-8¼

Shot Put (8 pound)

4A-Ann Moon, Angleton 46-1¼  
Debra Evans, Houston, Arl'tn 45-1¼  
Tammie Hahn, Calhoun, Pt Lav 43-1¼  
40-6½  
Natalie Polk, Denison 40-6½  
Susie Kramer, La Porte 40-6½  
3A-Donna Albers, Gregory-Port 42-6½  
Nancy Gaines, Vernon 40-9  
2A-Early Douglas, Mart 44-1¼  
Iris Tipton, Cisco 42-8½  
A-Jean Johnston, Agua Dulce 43-2¼  
Pearly Butler, Clarendon 40-6

Discus Throw (1.0 kilogram)

4A-Debra Evans, Houston, Arl'tn 132-8  
Tammie Hahn, Calhoun, Pt Lav 130-1  
3A-Woodie Wilson, Ector, Odessa 119-7  
Donna Albers, Gregory-Port 118-1  
2A-Iris Tipton, Cisco 123-0  
Ann Anderson, Van'bilt In 119-0  
A-Jennifer Purdue, Sanford-Fr 125-4  
Pat Shepher, Bovina 118-6

4 x 110 yard Relay

4A-Trimble Tech, Fort Worth 46.8,  
Smiley, Houston 47.2, Eastern Hills,  
FW 47.5, Lanier, Austin 47.8, Hous-  
ten, San Antonio 48.0; 3A-Canyon 49.1  
2A-Marble Falls 48.7, Hempstead 49.2;

880 medley Relay

4A-Eastern Hills, FW 1:40.5, Forest  
Brook, Hous 1:41.9, Washington, Hous  
1:42.2, Burges, El Paso 1:42.3, Hous-  
ton, SA 1:42.4; 2A-Bellville 1:41.7;  
A-Paducah 1:43.5

4 x 440 yard Relay

4A-Worthing, Hous 3:53.6, Trimble Tch  
3:53.9, Lanier, Aus 3:55.8, Houston,  
SA 3:57.5; 3A-New Caney 4:01.3; 2A-  
Bellville 4:01.5; A-Bovina 4:01.0

# MOUNTAIN STATES

## AREA CONTRIBUTORS

DON BARRETT  
CHARLES GILLILAND  
SUE HUMPHREY  
DEAN MITCHELL  
GERALD TATON



## DUKE CITY DASHER BOYS "INVITATIONAL"

**ALBUQUERQUE, NM - Apr 4 (from Gerald Taton)** A fine all-around triple by Albuquerque's DAVID BLANKS highlighted the first early season outdoor meet for boys in the Rockies...Dave tossed the discus over 126 feet and won the youth (12-13) long jump and 100y as well...TIM HURTADO continued fine middle distance times at New Mexico altitude /Wilson Stadium (dirt track); Teams - 11; Meet director - Mel Pace/

**Bantam Boys (born 1966 & later)**  
100-Peter Rosandich (Duke City Dashers) 14.4 & 14.0h, Otis Rodriguez (Roswell Striders) 13.6h; 220-Jeff Johnson (Denver PAL) 30.7, Todd Tidwell (DP) 31.2; 440-Johnson 71.5; 880-Danny Alley (RS) 2:50.8; Mi-Dennis Vigil (Supremes TC) 6:30.0; HJ-Hubert Smith 3-6; LJ-Lawrence Seligman (Albuquerque PAL) 11-5; BBT-Matt Russo (Sup) 128-10; 4x110Re-DP 62.0

**Midget Boys (born 1964-65)**  
100-Neal Corley (Sup) 12.3, Vincent Collins (DP) 12.4, Dale Mayes (RS) 12.4; 220-Vincent Miller (Colorado Olympians) 26.8, Mayes 27.4, Corley 27.4; 440-Eric Wilder (Sup) 67.0; 880-George Naugles (Sup) 2:32.7, Clint Straley (RS) 2:35.6, Alfred Morgan (DCD) 2:36.4; Mi-Ricky Romero (Sup) 5:36.9;

**70LH-Jeff Taton (CO) 11.1, Stan Davis (DCD) 11.2, Eric Lupton (DCD) 11.6; HJ-Taton 4-7, Romero 4-6, Andy Roupf (Alvarado TC) 4-5; LJ-Corley 13-8; 6#SP-Mike Sentell (RS) 35-11½, Marvin Garcia (DCD) 30-2½, Frank Baty (Sup) 29-9, Kenny Johnson (DP) 29-5; 4x110Re-DCD 55.9, DP 56.7; MiMedRe-Sup 4:46**

**Youth Boys (born 1962-63)**  
100-David Blanks (Sup) 11.1; 220/70LH-Steve Kelli-holakai (DP) 26.1/10.1; 440-Scott Carreathers (Sup) 60.8; 880/Mi-Tim Hurtado (DCD) 2:17.6/5:03.8 HJ-Jeff Wilder (Sup) 5-4½; LJ-Blanks 17-2½, Kevin Martinez (DP) 16-8½, Carreathers 16-8; 8#SP-Robert Garcia (El Paso TC) 37-9; DT/L. Okg-Blanks 126-0, Greg Maynard (Sup) 97-0; 4x40Re-DCD 4:07.9

**Intermediate Boys & Young Men (born 1958 & later)**  
100/220-Darrell Wilson (DP) 10.4/23.8; 440-Rodney DePoy (Las Lunas TC) 54.2; 880/Mi-Chuck Aragon (LL) 2:05.5/4:39.2; 180LH/LJ-Angelo Collado (AP) 22.1/18-3½; HJ-Don Boyce (RS) 5-9

## VALLE DEL SOL GIRLS INVITATIONAL

**TEMPE, AZ - Apr 11 (from Sue Humphrey)** Many of the same girls competed in the Phoenix "Invitational" just three weeks before, returned to less wind...age group distance benefited most...Californian CAROL LANTRY toured the fastest four laps ever for a 12 year-old, an even five minutes...her teammate VICKI COOK out-dued New Mexico's HOLLY HASKEW in a torrid 10-11 two lapper...Albuquerque's SANDY BEACH led a fine three way youth division battle in the same event...

Long jumping was terrific in the midget (10-11) group, with three leapers over 15 feet...among the junior women, ANNE GILLILAND proved her high jumping class by battling world class Joni Huntley and Modupe Oshikoya to a standstill and besting junior internationalist LOUISE RITTER on misses...adverse winds hampered most sprints and negated some good long jumps /Arizona State Univ (tartan track); Teams - 20 (from six states); Meet directors - Jim Hollister and Roger Simpson/

**Bantam Girls (born 1966-68)**  
100/220/440-Jewel Baty (Abq TC) 12.6(w+1.5mph)/30.5 (w-1.0)/68.4, Kathy Rieger (VOS) 30.6/69.3, Cindy Gray (VOS) 72.5, Jamie Nielsen (Sct) 72.6, Kris Senke (Sct) 72.9; 880-Sharon O'Brien (Imperial Vly Suns) 2:37.4, Senke 2:42.5, Johanna Sanchez (AbqTC) 2:44.1, Rose Martinez (AbqTC) 2:46.2; HJ-Sandra Saucedo (Creighton TC) 4-0½, Liz Williams (VOS) 3-10 LJ-Marti Stiner (VOS) 11-8½; 4x110Re-VOS 61.4, W Phoenix Striders 61.4; 4x220Re-Scottsdale 2:11.0

**Midget Girls (born 1964-65)**  
100/220-Pat Garcia (RRR) 11.8(w+1.5)/27.3(w0.0), Pam Carr (VOS) 12.3, Pam Harper (VOS) 27.3; 440-Rhonda Price (Mesa TC) 64.4, Lynn Schreyer (DCD) 65.2; 880-Vicki Cook (RRR) 2:22.7, Holly Haskew (AO) 2:23.6, Doreen Stoiloff (RRR) 2:27.2, Chris Royle (Arizona TC) 2:29.4, Karen Bradshaw (Arz) 2:32.6; Mi-Cook 5:13.5, Stacy Hartsfield (Sct) 5:22.7, Lisa Anetsberger (Arz) 5:31.5, Linda Burianek (DCD) 5:32.4; 4x110Re-PF 55.8, VOS 57.9;

## WESTSIDE OPTIMIST AGE GROUP

**BOISE, ID - May 8 (from Dean Mitchell)** High jumpers generally had the best marks in the season opening meet /Capitol HS/

**Peewee Boys (7-Under)** 50/100-Derek Harris 8.4/16.6  
**Bantam Boys (9-Under)** 50-Dan Stone 7.3; 220/440-Nelson Henry 30.8/75.4; 880-Marvin Dyk 2:59; HJ-Shawn Larson 3-10; LJ-Bert Ellis 12-8½; BBT-Bob Atchison 163-10; SP-Stone 25-9½

**Midget Boys (10-11)** 50/50LH-Joey Lewis 6.9/8.5; 100/LJ-Tom Heffner 13.4/13-6; 440/880-Richard Bergeson 67.0/2:39.9; Mi/HJ-Todd Mitchell 6:04.1/4-5; TJ-Marshall Robb 27-11½; 6#SP-Dan Sloan 27-7

**Junior Boys (12-13)** 100-Vincent Harris 11.1; 220/70LH-Hadfield 28.0/10.4; 440-Kerry Groves 63.3; HJ-Harris & Craig Forsdick 5-6; TJ-David Shuler 32-7½; PV-Casey Lewis 10-0; DT-Henry 85-5

**Peewee Girls (7-Under)** 50/LJ-Kris Bergeson 7.9/8-7  
**Bantam Girls (8-9)** 50/100-Julie Gjording 7.6/15.2  
**Midget Girls (10-11)** 50/TJ-Ina Grant 7.1/27-0½; 50LH/LJ-Bileen Wright 9.4/12-6; BBT-Mary Young 142  
**Junior Girls** 70LH/LJ/6#SP-Connie Sandland 14.5/13-11½/30-1; HJ/TJ-Michele Arbon 4-5/27-9½; DT-Toni Waters 74-4

50LH-Wilma Pierce (Arz) 8.8, Amy Berberich (VOS) 8.8; HJ-Gretchen Munn 4-3; LJ-Patricia Brockwell (DCD) 15-5½, Laurie Gray (VOS) 15-1½, Tracy Barnes (AO) 15-0½, Garcia 14-10, Munn 14-5½, Vicky Dobb (Phx Flashers) 14-4½ (w 0.0 to 0.6mph); 6#SP-Lori Garrow (Crt) 38-7½, Linda Waymond (Arz) 29-10, Carolyn Coulter (WPS) 25-9; BBT-Garrow 192-8, Monica Johnson (Fear's Peaches) 166-4; 880MedRe-VOS 2:06.2

**Youth Girls (born 1962-63)**  
100-Paula Goss (VOS) 11.4(w-2.0), Elaine McKenna (LATC) 11.5; 220-McKenna 26.0(w-2.5), Debbie McDaniels (UN Las Vegas) 26.5; 440-Goss 58.5, McDaniels 58.5, Sally Marquez (AO) 59.5, Jane Morgan (Sct) 60.6, Jenny Stevens (Sct) 60.7; 880-Sandy Beach (AbqTC) 2:16.5, Corrinne Nunez (RRR) 2:17.3, Monica Zepeda (Sct) 2:17.7, Laurie Sawyer (Phx TC) 2:19.2, Laurie Teague (IVS) 2:19.6, Tammy Bingelli (IVS) 2:21.4; MiW-Joyce Brodock (RRR) 8:17.2;

Mi-Carol Lantry (RRR) 5:00.0, Nunez 5:06.7, Mari Gibbs (Lakewood International) 5:07.4, Lisa Matthews (DCD) 5:11.5, Theresa Smith (PP) 5:13.8, Christine Silva (DCD) 5:13.9; 800M/200M-LH-Narlene Harmon (LA) 13.2(w-1.0)/29.8(w0.0); HJ-Patsy Schlosser (DCD) 5-1, Dawn Freeman (VOS) 5-1; 6#SP-Jackie Sheffield (RRR) 35-3½; DT-Gayle Kirby (VOS) 85-4; JT-Debbie Edens (VOS) 111-2, Kirby 92-2; 4x110Re-PF 50.7; 880MedRe-VOS 1:59.9; 4x40Re-Sc 4:09

**Intermediate Girls (born 1960-61)**  
100m/200m-Brenda Winston (RRR) 12.1(w-6.5)/24.6(w-5.0), Lisa Thompson (VOSCW) 12.2/25.7; 400m-Sloan Thompson (Sct) 59.3; 800m-Chris Stoiloff (RRR) 2:16.8; 1500m-Lesa Gilliland (AO) 4:42.8, Krista Holmes (Sct) 4:43.7, Kim Fraser (Arz) 4:46.4; 2Mi-Suzanne Keith (RRR) 10:50.4, Diane Barrett 10:57.9; Donna Sanchez (RRR) 11:02.9, Becky Villalvazo (RRR) 11:31.4; 3000m-Lisa Metheny (RRR) 16:12.0;

1000LH-Kim Costello 14.6; 3000LH-Joanne Erb (LA) 44.2, Allison Reed (LA) 45.6, Roxanne Keating (VOSCW) 46.3; HJ-Costello 5-4, Debbie Miller (NMI) 5-4; LJ-Keating 19-3(w+5.0); 8#SP-Kerry Zwart (LA) 40-1, Christi Pyle (LA) 37-2½; DT-Pyle 127-4; JT-Kym Wycoff (VOSCW) 115-10; 4x110Re/880MedRe/4x40Re-Los Angeles TC 49.6/1:49.4/4:05.5

**Junior Women (born 1957 & later)**  
200m-Val Boyer (AbqTC) 24.6(w-2.5); 800m...3-Kathy Costello (LA) 2:12.3; 2Mi-Karen Cramond (NMI) 10:46.0; 1000M/33"...5-Dana Collins (Salem TC) 15.0(w-2.0); HJ...3-Anne Gilliland (AO) 5-9, Louise Ritter (Red Oak TC) 5-9, Collins 5-7, Monique Donithan (VOSCW) tied Cindy Gilbert (UCLA) at 5-5; LJ...3-Kim Moran 19-6½(w+6.0); SP/4kg...Collins 37-4½; DT...2-Julie Cart (Sct) 133-5; JT...2-Marilyn White (VOSCW) 145-4, 3-Lisa van Benthem 136-2



submitted by GERALD TATON

Very promising young distance prospect  
JERRY GILLESPIE, of Franktown, Colo.



# PHOENIX GIRLS "INVITATIONAL"

PHOENIX, AZ - Mar 20/21 (from Sue Humphrey) The usual large turnout in quality accounted for some terrific times and distances...JEWEL BATY, still 9, ran the third fastest 440 ever for her age, after trading superlative short sprint wins with ERICA PETERSON...local gal LORI GARROW bombed the six pound shot nearly 40 feet on her twelfth birthday...there was the usual depth in most field events and the normal fine triple win by LATANYA DAWKINS...

SHARON HULSE took two hotly contested youth division middle distances (four miles under 5:08 and four half-milers under 2:19)...long time 880 prospect RUTH KLEINSASSER approached international class time at 800 meters...CHERYL GLAZIER sped to a 44 second clocking in the intermediate (14-15) division 300m hurdles...fairly strong breezes influenced many events /Phoenix College (reslite track, no curb); Teams - 44/



JILL GILLINGHAM, a 7th grader at Parkview School in Huntington Beach, CA, is seen clearing 5-4, winning the Youth division high jump.

Photo/DAVID GILLINGHAM

### Bentam Girls (b.1966-68)

#### 100 yd Dash (w -4.0mph)

Erica Peterson,LBC 12.7  
Jewel Baty, Abq TC 12.7  
D.Johnson,SCC 13.1h/13.5  
T.Granger,SCC 12.9h/13.6  
Tonya Taylor,VOS 12.9h

#### 220 yd Dash (w -4.0mph)

Jewel Baty, Abq TC 28.9  
Erica Peterson,LBC 28.9  
Andrea Rolfe,LBC 29.8  
D.Johnson,SCC 29.6h/30.1  
Kathleen Rieger,VOS 30.5

#### 440 yard Dash

Jewel Baty, Alb TC 64.9  
Andrea Rolfe,LBC 66.6  
Lisa Prout,BC 71.0  
P.Willis,LBC 72.4h/72.8  
Londa Spirling,MHD 73.2

#### 880 yard Run

Sharon O'Brien,IV 2:32.7  
Meme Conn,RRR 2:36.0  
Chris Standley,BA 2:36.0  
Carina Quezada,SCC :39.9  
Kristen Semke,ScT 2:42.7  
K.Christiansen,QCC 42.7h  
Liz Williams,VOS 2:45.8h  
Rhonda Spirling,MHD 5.9h

#### 880 yard Walk

Meme Conn,RRR 4:09.3  
Sara Standley,BA 4:22.0  
Kim Stone,Patriot 4:22.5

#### High Jump

Barbara Wilson,SCC 3-7  
Debby Steele,Creighton 5  
Liz Williams,VOS 3-5

#### Long Jump (w -1.5/+1.5)

Marti Stiner,VOS 12-2½  
Leah Jones,BA 11-9½  
Paul. Willis,LBC 11-10½  
Valerie McVicar,SCV 9-2  
Carina Quezada,SCC 11-9

#### Baseball Throw

Karen Knight,SCC 129-3  
Karl Wood,VOS 109-10  
Val. McVicar,SCV 109-2

#### 4 x 110 yard Relay

Long Beach Comets 59.3  
So Calif Cheetahs 59.3  
Valley of the Sun 60.4  
Mi High Denver 60.7h/61.6

### Midget Girls (b.1964-65)

#### 100 yd Dash (w -1.5mph)

L.Dawkins,LBC 11.9h/12.1  
P.Garcia,RRR 12.0h/12.1  
Stacy Granger,SCC 12.2  
P.Bennett,CF 12.3h/12.5

#### 220 yd Dash (w -2.8mph)

Latanya Dawkins,LBC 27.6  
S.Granger,SCC 27.6h/27.7  
P.Garcia,RRR 27.4h/27.9  
Lau. Gray,VOS 27.9h/28.2

#### 440 yard Dash

Latanya Dawkins,LBC 60.4  
Justina Boyd,MHD 62.4  
Rhonda Price 63.0  
Antionette Rolfe,LBC 63.7  
Hollie Haskev,AO 65.3  
Lynn Schreyer,DCD 65.8  
Donna Savage,SCC 64.1h

#### 880 yard Run

Chris Bronaugh,QC 2:27.2  
Hollie Haskev,AO 2:29.3  
Carolyn Pollett,BA :30.7  
Sonia Cooper,RRR 2:30.9  
Marcy Anderson,RRR :31.0  
Terri Fraser,Arz 2:32.5  
S.Hartsfield,ScT 2:30.2h  
Justine Boyd,MHD 2:31.0h  
Rhonda Weddle,Crt :31.5h  
Sh.Hatfield,Pat 2:31.8h

#### One mile Run

Vicki Cook,RRR 5:12.9  
Stacy Hartsfield,ScT16.4  
Kathy Kiernan,BA 5:27.7  
Marcy Anderson,RRR :31.2  
Chris Ramirez,SoBS :31.3  
Kristin Boyd,BC 5:32.8  
Tracy Melvin,BA 5:33.2  
Terrianne Topp,SCV 5:35.0

#### 50 yd Hurdles (w -2.4mph)

Sharon Hatfield,Pat 8.0  
Lisa Stary,LBC 8.2  
Geri Golden,LBC 8.2  
Lisa Johnson,BA 8.6

#### One mile Walk

Vicki Cook,RRR 8:17.1  
Kathy Kiernan,BA 8:18.0  
Diane Gorenburg,RRR 20.0  
Chris Ramirez,SoBS :23.0  
Samantha Rodella,Pat23.5  
Andrea Johnson,RRR :43.0

#### High Jump

Sharon Hatfield,Pat 4-8  
Lisa Stary,LBC 4-7  
Kim Tanabe,BA 4-3  
Beth Landy,Las Virg 4-3

#### Long Jump (w +4.5/+5.5)

Lisa Stary,LBC 15-8 W  
Vicki Cobb,PhxFl 14-3½ W  
Gretchen Munn 14-1½ W  
Lori Garrow,Crt 13-11½ W  
Tracey Barnes,AO 13-11½ W  
Lynn Schreyer,DC 13-10½ W

#### Shot Put (6 pound)

Lori Garrow,Crt 39- 5½  
Linda Waymoud,Arz 26-11  
Car. Coulter,WPS 24- 3

#### Baseball Throw

Lori Garrow,Crt 183-0  
Julie Lucas,SCC 165-8  
Monica Johnson,PP 164-0

#### 4 x 110 yard Relay

Colorado Flyers 54.3  
S C Cheetahs 54.5h/54.6  
Valley of the Sun 55.3  
Phoenix Flashers 55.6

#### 880 medley Relay

Colorado Flyers 2:01.9  
Valley of the Sun 2:02.7  
Duke City Dashers 2:07.0  
Pear's Peaches 2:08.5  
Scottsdale TC 2:09.2

### Youth Girls (b.1962-63)

#### 100 yd Dash (w 0.0)

El.McKenna,LA 11.3h/11.4  
Paula Goss,VS 11.2h/11.4  
Jan.Smith,LBC 11.4h/11.5  
Jenice Thompson,LBC 11.7  
Br. Cobb,PF 11.5h/11.9

#### 220 yd Dash (w -3.0mph)

Elaine McKenna,LA 25.6  
Janice Smith,LBC 25.9  
J.Ballard,SCC 25.4h/26.5  
J.Thompson,LB 26.1h/26.6

#### 440 yard Dash

Janet Ballard,SCC 58.0  
Lisa Peters,SCC 58.8  
Joyce Schmal,PP 60.7  
S.Marquez,AO 60.5h/61.6

#### 880 yard Run

Sharon Hulse,Pat 2:17.3  
Sandy Beach,AbqTC 2:18.0  
Corrinne Nuñez,RRR :18.3  
Monica Zepeda,ScT 2:18.9  
Laurie Teague,IVS 2:20.5  
Laurie Sawyer,PhxTC 20.7  
Susan Pollett,BA 2:21.8  
Lisa Matthews,DC 2:22.5h

#### One mile Run

Sharon Hulse,Pat 5:02.5  
Lisa Matthews,DCD 5:04.3  
Theresa Smith,PP 5:05.0  
Carol Lantry,RRR 5:07.5  
Monica Zepeda,ScT 5:13.4  
Corrinne Nuñez,RRR :16.3  
Sheri Ball,WiltsWW :16.7  
Christine Silva,DC :17.1  
Danielle Mojica,SCC 17.5  
Nancy Rogowski,BC 5:18.0  
Jane Wintermute,SCC 19.9

#### 80 m Hurdles (w -2.4mph)

Marlene Harmon,LA 12.4  
Dulce Reade,Pat 12.5  
Mary L. Griffen,Abq 12.8

#### 200 m Hurdles (w -1.6mph)

Dulce Reade,Pat 29.1  
Marlene Harmon,LA 29.2  
Dawn Freeman,VOS 30.0  
Jane Morgan,ScT 30.5  
J.Anderson,SC 30.7h/31.1

#### One mile Walk

Jessica Waskow,RR 8:17.1  
Shelley Quintana,BA 24.0  
Lynn Holmbeck,Pat 8:29.0  
April Hickey,Pat 8:38.5

#### High Jump

Jill Gillingham,BA 5-4  
Lisa Peters,SCC 5-4  
Dawn Freeman,VOS 5-1  
Rena Wright 5-1  
Pam Robinson 5-1  
Kelly Hoban,SoBS 5-1  
Tracey Brewer,Alv 4-11

#### Long Jump (w +2.2/+6.2)

Tina Scott,SCC 17-7½ W  
Carla Bauman,PF 17-1½ W  
Marida Belton,PF 16-5½ W  
Jenny Townsend,LB 16-0 W  
Sally Marquez,AO 15-11½  
Janet Salazar 15-10½  
Rhonda Whitlow,WW 15-9 W

#### Shot Put (6 pound)

Susan Ray,BA 48-9½  
Barrie Greer,SCC 37-10½  
Jackie Sheffield,RR37-1½  
Gayle Kirby,VOS 36-2½  
Jamie Anderson,SCC 35-6  
Lynn Sease,W Phx S 34-5

#### Discus Throw (1.0 kg)

Barrie Greer,SCC 93-8  
Gayle Kirby,VOS 93-3  
Melody Jones,VOS 92-8

#### Javelin Throw

Deena Bernstein,NP 106-9  
June Wintermute,SC 105-6  
Debbie Edens,VOS 104-11  
D.Hollingsworth,QC 103-0  
Nancy Rowell 100-6  
Melanie Johnson,SCC 95-8

#### 4 x 110 yard Relay

Phoenix Flashers 51.4  
S D Cougars 51.6h/52.7

#### 880 medley Relay

Patriots 1:52.7h/1:53.1  
Colorado Flyers 1:56.7  
SC Cheetahs:1:56.7h/1:57.4  
V of Sun 1:52.7h/1:58.7

#### 4 x 440 yard Relay

Blue Angels 4:06.6  
So Cal Cheetahs 4:07.6  
V of Sun 4:09.5h/4:10.1

#### Intermediate G (b.60-61)

#### 100 meter Dash (w -1.5)

Gwen Loud,LAM 12.0  
Lisa Thompson,VOSCV 12.1  
B.Winston,RRR 12.2h/12.3

#### 200 meter Dash (w -1.0)

Gwen Loud,LAM 24.8  
B.Winston,RRR 24.5h/25.0  
Denise Eddington,LA 25.2  
L.Thompson,CW 25.3h/25.4

#### 400 meter Dash

Sharon Acker,MHD 56.3  
Sheila Polk,MHD 56.6  
Cynthia Warner 57.5  
Lauri Nullins,LA 57.9

#### 800 meter Run

Barney Carral,SCC 2:14.3  
Shari Cassin,Arz 2:17.1  
Sloan Thompson,ScT :17.7

#### 1500 meter Run

Suzanne Keith,RRR 4:34.7  
Paula Rose,BA 4:37.6  
Lesla Gilliland,AO 4:43.3  
Krista Holmes,ScT 4:47.7  
Carol Czarnetski,BA 49.7  
K.Fraser,Az:46.0h/4:51.8

#### Two mile Run

Diane Barrett 11:12.9  
Cathy Gill,DCD 11:18.5  
Diane Esslinger,QCC 20.4  
Julie Andrews,DCD :35.8  
Donna Sanchez,RR 11:36.3

#### 100m Hurdles/30" (w-2.0)

Kim Costello 14.0  
C.Glazier,Pat 14.6h/14.9  
Joanne Erb,LA 14.8h/15.0  
Alis. Reed,LA 15.0h/15.3

#### 300 meter Hurdles/30"

Cheryl Glazier,Pat 43.9  
Joanne Erb,LA 44.2  
Allison Reed,LA 46.2  
Roxanne Keating,CW 47.7

#### One mile Walk

B.VillaIvazo,RRR 8:03.6  
Tracy Trisco,BA 8:11.0  
Norma Howitt,BC 8:35.3  
Melissa Steinle,SCC 42.0

#### High Jump

Lori Anderson,ScT 5-3  
Jill Schenkel,BA 5-3  
Cindy Cooper,SoBS 5-3

#### Long Jump (w -3.7/+4.7)

Rox. Keating,CW 18-10  
Erin Pike,LA 17-8½

#### Junior Women (born 1957 & later)

100m...2-Kim Robinson 11.8, 3-Val Boyer(Albuquerque TC) 11.9, 4-Felicia Dupuch (CF) 11.9, 5-Freda Hancock (CF) 12.0; 200m...2-Boyer 24.3, 3-Yolanda Rich (Los Angeles Mercurettes) 24.4 & 24.3h, 4-Robinson 24.5; 400m-Rich 54.9 & 54.1h, Kathy Keys(Pat) 55.9 Pam Green (SCC) 56.5

800m...2-Ruth Kleinsasser (BA) 2:05.2, 3-Cindy Ashby (Albuquerque Olympettes) 2:11.8, 4-Keys 2:12.3; 1500m...3-Robin Castor (The Colorado Gold) 4:35.4; 2Mi-Karen Cramond (New Mexico International TC) 10:36.2...3-Marjorie Kaput 11:08.3; 100Mi/33"(w-1.5mph)...2-Sonya Hardy (Boulder Cinderbells) 14.5

HJ-Anne Gilliland (AO) 5-8, Chris Remmling 5-8; LJ -Kim Moran 19-2½(w-2.2)...4-Boyer 18-3½; DT-Julie Cart (Scottsdale TC) 133-8; JT-Marilyn White (Valley of the Sun Cactus Wrens) 149-7, Connie Gassen (Los Angeles TC) 146-5, Lisa van Benthem 146-1...6-Ellen Colleary (Mesa TC) 127-9; MiW-Linda Brodock (Rialto Road Runners) 7:57.5, Liz Dufour (ArizonaTC)

ARIZONA GIRLS HIGH SCHOOL CHAMP

PHOENIX, AZ - May 14 (from Don Barrett) The state's first ever interscholastic championship for girls was highlighted by fine doubles from Phoenix area hurdler/jumper CATHY GREAVES and distance runner DIANE BARRETT, 15...competition was surprisingly keen in the mile /Phoenix College (reslite track, no curb); Night meet; Scoring schools - 22/

AAA (Large) Schools

100-Barbara Henderson (Cholla HS) 11.22; 220-Pam Mauzy (Glendale) 25.81; 440-Nancy Sciba (Sunnyslope) 58.36; 880-Mi-Diane Barrett (Thunderbird) 2:18.9/4:59.01, Annette Goodrich (Greenway) 2:21.38 /5:09.67, Lori Cline (Central) 5:10.73, Shelly Reynolds (Su) 5:11.71; 800H-Cathy Greaves (Su) 10.46;

LJ-Greaves 18-0 $\frac{1}{2}$ , Henderson 17-11 $\frac{1}{2}$ ; HJ-Henrietta Norman (Phoenix Union) 5-5, Vicki Gray (Th) 5-4, Polly Crossnoe (Maryvale) 5-4; 8#SP-Kelly Fuiks (Cen) 42-2; DT-Lilly Morales (Pueblo) 122-3, Rosemary Cooley (East) 118-5; 4x110Re-Sahuaro 49.31; 880MedRe-Sunnyslope 1:52.0

LOBO WOMEN'S INVITATIONAL

ALBUQUERQUE, NM - Apr 24 (from Charles Gilliland) A new discus and a big flop made news at this combined high school/college meet...using her "modified" version the style popularized by Dick Fosbury, ANNE GILLILAND continued to improve her personal heights with the flop, scaling 5-10 3/4 here...JULIE CART, 18, now at Arizona State U, flipped her new platter 143-7, quite an improvement on her previous best...Gilliland's Del Norte High teammates dominated the high school proceedings /Univ of New Mexico (dirt track); Weather - clear, windless/

High School Girls

50-Debbie Haycroft (Sandia HS) 6.5; 100/220-Val Boyer (Manzano) 11.1/25.2; 440-Cindy Ashby (Del Norte) 59.1; 880-Donna Argo (DN) 2:22.4; Mi-Janet Wroblewski (Cibola) 5:35.2; 500H/800H-Anne Gilliland (DN) 7.1/11.0, Peggy Mallory (DN) 7.1/11.1; HJ/LJ-Gilliland 5-10 $\frac{1}{2}$ /17-11; 8#SP-Theresa Redinger (West Mesa) 38-8 $\frac{1}{2}$ ; DT-Terry Blog (San) 108-2; SPT-Marie Mireball (WM) 193-3; 4x110Re/4x440Re-DN 50.8 /4:07.3; 4x220Re/880MedRe-Manzano 1:48.4/1:53.1

College Women (Junior Women only)

100/LJ-Alice Watson (Univ of New Mexico) 11.5/18-0  
Mi-Karen Cramond (UNM) 17:02.4; DT/JT-Julie Cart (Arizona State Univ) 143-7/118-9



A very nice photo of the very successful track team of Fitch High School in Connecticut.

EASTERN STATES

AREA CONTRIBUTORS

BARBARA EICHELSBACHER  
TIM HICKEY  
HUGO PRUTER  
ED QUINLAN  
CHUCK WATERS



NEW YORK RRC HALF-MILE CHAMPS

FREEPORT, NY - Apr 11 (from Ed Quinlan) Weather prohibited outstanding times, but competition was keen in most divisions, especially boys 8-9 and 10-11 races /Freeport HS; Weather - cold, windy; Total runners - 750/

Boys 6-7 Evan Beck (Long Island AC) 3:07.5  
Boys 8-9 Paul Chatham (St Andrews Met AC) 2:45.2, Paul Swasnick (LIAC) 2:46.3, Michael Coiro (LIAC) 2:47.2, Craig Barbieri (New Hyde Pk Rd Runners) 2:49

Boys 10-11 Chuck Lederer (PA) 2:34, Mike Schwasnick (LIAC) 2:36, Tony Gerbino (NHPRR) 2:36, Dan Perkins (Met AC) 2:36.9, Bob Adler (Yonkers) 2:37  
Boys 12-13 Mark Hinds (LIAC) 2:17.6  
Boys 14-15 Efrain Cedeno (East Coast RC) 2:12.5, Max Kunze (Bronx) 2:13, Andrew Boyd (Queens Trail Blazers) 2:14.5

Girls 6-7 Allison Aruta (NHPRR) 3:30.5  
Girls 8-9 Kiernan O'Toole (NHPRR) 2:58  
Girls 10-11 Yvette Cash (10, Dynamite AC) 2:42.7  
Girls 12-13 Sheila Wall (12, Long Island Golden Spikes) 2:35.5  
Girls 14-15 Kelly O'Toole (LIGS) 2:21, Nancy Frank (LIGS) 2:23

EASTERN GIRLS TRACK LEAGUE

LANSDALE, PA - Apr 25 (from Tim Hickey) Improving weekly, AILEEN O'CONNOR was not deterred at all by the typically poor April track weather...the 14 year-old AAU 12-13 cross country champ ran a marvelous long distance double, the fastest ever mile/two mile set for her age...MICHELLE GLOVER and newcomer TRACY FINLEY turned in excellent cold-weather sprints among the 10-11 girls...O'Connor's DC CYO teammates DAVIDA JACKSON and VAL ANDERSON also showed they are ready to roll in the half-mile /North Penn HS (all-weather track); Weather - drizzle and sub-50 $^{\circ}$ , colder at end of meet, sprints and long jumps into slight breeze; Teams - 21/

Girls 9-Under

100m/200m/LJ-Francis Childs (Ambler OC) 15.2/33.1/10-2; 800m-Val Anderson (DC CYO) 2:39.7, Maureen Conroy (DCY) 2:48.0, Denise Sague (Amb) 2:54.1

Girls 10-11

100m-Angie Spann (Klub Keystone) 14.0; 200m/LJ-Mia McLeod (Staten Is Jets) 29.8/13-0; 440-Keleigh Baldwin (Amb) 66.2, David Jackson (DCY) 66.2; 800m-Jackson 2:27.6, Kim Gallagher (Amb) 2:29.7, Holly Henderson (SIJ) 2:32.6; 4x110Re-Key 57.0

Girls 12-13

100m/200m-Michelle Glover (Willingboro TC) 12.6 & 12.5h/25.8, Tracey Finley (Key) 13.0/26.1, Portland Ford (Key) 26.6, Kim Turner (Oceanhill Cheetahs) 26.7; 440-Finley 60.0; 800m-Val Fisher (Key) 2:26.8, Marlana Coston (Key) 2:26.9; Mi-Tracey Grant (DCY) 5:29.0; LJ-Robin Jackson (SIJ) 16-4 $\frac{1}{2}$

Junior Women (born 1957 & later)

200m-Sharon Dabney (Clippers) 24.9; 440-Dabney 55.5  
Andrea Andrews (Atoms TC) 55.9; 800m-Karel Jones (At) 2:14.9, Pat Helms (Key) 2:16.5, Johanna Forman (Falmouth TC) 2:16.8, Martha Minges (At) 2:17.6, Robin Blaine (At) 2:17.6, Jill Haworth (DCY) 2:18.2  
Mi-Aileen O'Conner (DCY) 4:58.3, Haworth 5:02.5; Mi-O'Conner 10:48.3; 400mLH...2-Tonetta Rumph (At) 63.5, 3-Stephanie Vega (At) 63.9, Jeanette Chapman (Key) 65.1

REGION ONE AAU GIRLS MEET

WEST POINT, NY - May 2 (from Hugo Pruter) With a taste of good weather ROBIN JACKSON, newly 13, long jumped and sprinted with her usual excellence...Philadelphia SHARON DABNEY continued to lead the area best in the long sprints, but the pack is getting closer...Atoms TC duo of KAREL JONES and ROBIN BLAINE are still half-miling well /US Military Academy (all-weather track); Weather - sunny, clear, no wind; Meet Director - Bill Mongovan/

Bantam Girls (born 1966 & later)

200m/400m-Sabrina Morrison (Flashettes) 32.2/71.9; 800m-Lisa Marchitta (Staten Is Jets) 2:54.2;

Midget Girls (born 1964-65)

100m/200m/400m-Tracy Crockett (Fl) 13.4/61.9, Nia McLeod (SIJ) 13.5/28.5, Kim Peterson (SIJ) 13.6/28.6; 800m-Holly Henderson (SIJ) 2:20.6, Tania Jones (Fl) 2:28.9, Jill Gillisenan (SIJ) 2:34.6; LJ-McLeod 14-0 $\frac{1}{2}$ ; 4x110Re-Flashettes 56.6

Youth Girls (born 1962-63)

100m/200m/LJ-Robin Jackson (SIJ) 12.6 & 12.4h/26.1/18-8, Rochelle Hall (Oceanhill Cheetahs) 26.2/16-5 $\frac{1}{2}$ ; 400m/800m-Allison Bradford (SIJ) 60.8/2:23.4; 800mLH/200mLH-Zabutu Poug (Little Mecca) 13.7/31.2; 6#SP-Ellen Jacobowitz (SIJ) 32-0 $\frac{1}{2}$ ; 4x110Re-SIJ 51.4

Junior Women (born 1957 & later)

100m/200m/400m-Sharon Dabney (Clippers) 11.9h/24.8/54.7, Rose Giampalmo (SIJ) 24.8/56.9, Andrea Andrews (Atoms TC) 24.9/55.7, Stephanie Vega (At) 55.9, Kim Thomas (New York PAL) 56.5, Tonetta Rumph (At) 56.8  
800m-Karel Jones (At) 2:09.1, Robin Blaine (At) 2:10.4, Martha Minges (At) 2:16.7; Mi-Nancy Frank (Long Is Golden Spikes) 5:02.9, Regina Felix (At) 5:09.1; 400mLH-Rumph 62.7, Vega 64.0...4-Melinda Obey (At) 65.2

Submitted by JOHN CONTOULIS

# TIME & SPACE

# Best Performers of 1976

The 1975 Best Performers Lists appearing on these pages show the best outdoor marks known to the compilers on the date stated in the introduction of the boys or girls lists. Marks reported in fragmentary form are shown with the "questionable" or invalid marks at the end of the tabulated list of valid marks.

Only marks taken from detailed summaries of complete meet results are considered for the regular list, though additional information on "questionable" marks will be appreciated. Please submit additional results and / or corrections to the compiler, in care of STARTING LINE, P.O. Box 878, Reseda, CA 91335

The following guidelines have been considered in judging the validity of the marks:

1. Marks must be made on standard outdoor facilities (surveyed track with curb, reasonably legal jumping pits, throwing rings, toe boards..).
2. There must be at least three timed or measured competitors in the event, which is part of a regularly scheduled meet. Hastily improvised record attempts are not acceptable.
3. In the sprints, hurdles, long & triple jumps, wind assistance should be reported (wind gauge readings are best; wind estimates helps).

4. The weight of the shot, discus, hammer and javelin must be reported (some indication that implements have been properly checked for weight and dimensions will help determine the validity of the mark).

5. In hurdle races, note height of hurdles, as well as distance of race.  
\*\*\*\*\*

Data in the following lists include (left to right):  
(1) Time or distance, (2) Name of athlete, (3) Birth year, if known, (4) Home State, (5) Date of best mark

## Boys Best Performers List

Compiled by Max & MARK ZUCKER

This is the initial Boys Age Group List of 1976. As of May 30, with the outdoor season just beginning in most areas, the depth of marks recorded and presented in this issue is still quite shallow.

Only the three lower divisions have been published in this issue. The majority of marks in the Intermediate division (athletes born in 1961-60) will come to us starting with the closing of schools for the summer in June, and were not sufficiently significant at this time to warrant inclusion.

The age grouping of the athletes are based on the AAU and Junior Olympic system. At the head of each division is an explanation of what athletes are included in that specific group.

Only marks taken from complete result sheets are included in this list. Make sure that all information regarding YOUR meet has been or will be mailed to us. Have a good season!

COMPILED FROM RESULTS RECEIVED BY MAY 30, 1976

### BANTAM DIVISION born in 1966 & later

BANTAM DIVISION includes: Boys competing in that age group in AAU and JO competition and all athletes born in the years specified in the heading.

#### 50 yard Dash

|     |                   |      |
|-----|-------------------|------|
| 6.5 | Okey Egu, CA      | 5/1  |
| 6.7 | Duke Phanor, CA   | 3/20 |
| 6.9 | Darrell Moore, CA | 2/21 |
| 6.9 | Doug Ownbey, CA   | 4/3  |
| 6.9 | Ricardo Moore, CA | 4/3  |
| 6.9 | Eric King, CA     | 4/24 |

#### 100 yard Dash

|       |                     |      |
|-------|---------------------|------|
| 12.2  | Okey Egu, CA        | 5/1  |
| 12.4  | Vincent Collins, CO | 4/4  |
| 12.5m | Rodney Gardner, FL  | 3/20 |
| 12.7  | Duke Phanor, CA     | 4/3  |
| 12.7  | Bill Stanbarry, CA  | 4/24 |
| 12.7  | John Richardson, OR | 5/1  |
| 12.7  | Larry Reynolds, CA  | 5/1  |
| 12.7  | Dennis Sagen, OR    | 5/8  |
| 12.8  | Clarence Brown, CA  | 5/1  |
| 12.9  | D. Reynolds, CA     | 5/1  |

#### 220 yard Dash

|      |                     |      |
|------|---------------------|------|
| 28.2 | Okey Egu, CA        | 5/1  |
| 29.0 | Dennis Sagen, OR    | 5/1  |
| 29.6 | Steve Wakefield, CA | 5/1  |
| 29.6 | Clarence Brown, CA  | 5/1  |
| 29.7 | Larry Reynolds, CA  | 5/8  |
| 29.9 | Des. Augustus, CA   | 5/1  |
| 30.0 | Pete Krulevitch, CA | 5/1  |
| 30.3 | Doug Ownbey, CA     | 5/1  |
| 30.4 | Bryan Kellen, CA    | 5/1  |
| 30.4 | Gary Shirley, CA    | 4/24 |

#### 440 yard Dash

|       |                     |      |
|-------|---------------------|------|
| 66.2  | Steve Wakefield, CA | 5/1  |
| 68.8  | Bryan Kellen, CA    | 5/1  |
| 68.9  | Clarence Brown, CA  | 4/24 |
| 69.5  | Todd Scribner, CA   | 5/1  |
| 70.0  | Marty Munn, CA      | 4/3  |
| 70.2  | Dennis Sagen, OR    | 5/8  |
| 70.4  | Ricardo Moore, CA   | 4/3  |
| 70.7m | Benny Blades, FL    | 3/20 |
| 70.8  | Matt Nelson, CA     | 4/24 |

#### 880 yard Run

|        |                    |      |
|--------|--------------------|------|
| 2:36.5 | Steve Wakefield, C | 5/1  |
| 2:37.0 | Marty Munn, CA     | 3/21 |
| 2:37.4 | John Gano, PA      | 5/15 |
| 2:38.1 | Ste. Gilland, OR   | 4/24 |
| 2:38.4 | Todd Scribner, CA  | 5/1  |
| 2:39.9 | Chris Wasden, CA   | 4/3  |
| 2:40.0 | Brian Scattini, CA | 5/1  |
| 2:40.2 | Chuck Haggard, CA  | 4/3  |
| 2:41.0 | Paul Donohoe, CA   | 5/8  |
| 2:42.0 | Mike Isenor, CA    | 4/3  |

#### One mile Run

|        |                    |      |
|--------|--------------------|------|
| 5:31.8 | Marty Munn, CA     | 5/1  |
| 5:41.0 | Paul Donohoe, CA   | 5/8  |
| 5:42.6 | Brian Scattini, CA | 5/1  |
| 5:44.8 | Gregg Scattini, CA | 5/1  |
| 5:44.9 | John Foley, CA     | 3/20 |
| 5:50.0 | Robt. Latting, CA  | 4/3  |
| 5:50.7 | Todd Scribner, CA  | 4/3  |
| 5:53.4 | Andrew Anable, CA  | 5/8  |
| 5:53.6 | Doug Adkins, TX    | 5/9  |
| 5:53.8 | Dirk Ziegler, CA   | 4/3  |

#### One mile Walk

|         |                   |     |
|---------|-------------------|-----|
| 10:01.2 | Mark Ibrahim, CA  | 5/1 |
| 10:08.0 | Chuck Haggard, CA | 5/1 |
| 10:15.1 | Greg Dial, CA     | 5/1 |
| 10:16.7 | A.J. Grossman, CA | 5/1 |

#### High Jump

|      |                     |      |
|------|---------------------|------|
| 4-6  | Chuck Haggard, CA   | 5/1  |
| 4-5  | Todd Lichti, CA     | 4/3  |
| 4-3½ | Jeff Akeson, OR     | 5/8  |
| 4-2  | Vincent Collins, CO | 4/4  |
| 4-2  | Larry Reynolds, CA  | 4/10 |
| 4-2  | John Gash, CA       | 5/1  |
| 4-2  | John Rose, CA       | 5/1  |
| 4-2  | Shoemaker, CA       | 5/1  |
| 4-2  | Stafford, CA        | 5/1  |
| 4-2  | Eric Ahola, CA      | 5/8  |
| 4-1  | Lee Sharman, CA     | 5/1  |
| 4-1  | Jim Desrochers, PA  | 5/15 |

#### Long Jump

|        |                    |      |
|--------|--------------------|------|
| 14- 6½ | Todd Scribner, CA  | 4/24 |
| 13-10  | Scott Squire, CA   | 4/24 |
| 13- 9  | John Rose, CA      | 4/24 |
| 13- 8½ | Erik Affholter, CA | 5/8  |
| 13- 7½ | Boomer Sprow, CA   | 5/1  |
| 13- 7  | David Keating, CA  | 4/3  |
| 13- 6½ | Jim Palmisano, CA  | 5/1  |
| 13- 4  | Sean Cox, CA       | 4/24 |
| 13- 3½ | D. Bastille, CA    | 5/1  |
| 13- 1  | Nike Schaffel, CA  | 4/24 |

#### 4 x 110 yard Relay

|      |                     |      |
|------|---------------------|------|
| 58.8 | H Hoover BC, CA     | 4/24 |
| 59.2 | Richmond Strid, CA  | 4/24 |
| 59.3 | Eastshore Comm, CA  | 5/1  |
| 59.5 | Salinas Vly TC, CA  | 4/24 |
| 59.8 | L Beach Lancers, CA | 4/3  |
| 59.9 | E Vly Trojans, CA   | 5/8  |

### MIDGET DIVISION

boys born in 1964-65

MIDGET DIVISION includes: Boys competing in that age group in AAU and JO competition and all athletes born in the years specified in the heading.

#### 100 yard Dash

|      |                    |      |
|------|--------------------|------|
| 11.5 | Terry Booker, MD   | 4/14 |
| 11.7 | Thomas Wilcher, MI | 4/3  |
| 11.7 | Bill Shirley, CA   | 4/24 |
| 11.8 | Charles Brown, CA  | 3/20 |
| 11.8 | Tim Peoples, CA    | 4/24 |
| 11.8 | Byron Goodwin, CA  | 5/1  |
| 11.9 | Joey Tureaud, CA   | 4/3  |
| 11.9 | Jim Reynosa, CA    | 5/1  |
| 12.0 | Eric Coleman, CA   | 4/3  |
| 12.0 | Randy Hansen, CA   | 4/3  |
| 12.0 | Vincent Miller, CO | 4/4  |

#### 220 yard Dash

|      |                    |      |
|------|--------------------|------|
| 26.8 | Vincent Miller, CO | 4/4  |
| 27.1 | Brad Bailey, OR    | 5/1  |
| 27.1 | Ernest Egu, CA     | 5/1  |
| 27.2 | Jim Reynosa, CA    | 5/8  |
| 27.3 | Charles Brown, CA  | 5/1  |
| 27.3 | Bill Shirley, CA   | 5/1  |
| 27.4 | Dale Mays, NM      | 4/4  |
| 27.4 | Neil Corley, NM    | 4/4  |
| 27.4 | Tim Peoples, CA    | 5/1  |
| 27.5 | Randy Hansen, CA   | 4/10 |
| 27.6 | Joey Tureaud, CA   | 4/10 |

#### 440 yard Dash

|       |                    |      |
|-------|--------------------|------|
| 60.7  | Thomas Wilcher, MI | 4/3  |
| 62.0  | Brad Riel, CA      | 5/1  |
| 62.5  | Joseph Green, CA   | 5/8  |
| 62.6  | Greg Moser, CA     | 5/8  |
| 62.8  | Doug Diveus, CA    | 5/1  |
| 63.1m | Eld. Alexander, FL | 3/20 |
| 63.3  | Joey Tureaud, CA   | 5/8  |
| 63.7  | Deante Topps, CA   | 4/24 |
| 64.0  | Joseph Green, CA   | 4/10 |
| 64.3  | Kevin Sullivan, CA | 5/1  |
| 64.5  | Mark Leonard, CA   | 5/8  |
| 64.5  | Roy Swintek, PA    | 5/15 |

#### 880 yard Run

|         |                   |      |
|---------|-------------------|------|
| 2:21.8  | Roy Swintek, PA   | 5/15 |
| 2:25.9m | E. Alexander, FL  | 3/20 |
| 2:26.8  | Matt McGuirk, OR  | 5/8  |
| 2:26.9  | Bill Francis, CA  | 4/3  |
| 2:27.4  | Gordon Rabin, OR  | 5/1  |
| 2:27.9  | Chris Tapanen, OR | 5/8  |
| 2:28.6  | Tom Ray, OR       | 4/17 |
| 2:29.0  | Shel.Griffith, CA | 5/1  |
| 2:29.1  | Dave McFadden, CA | 5/1  |
| 2:29.2  | Jeff Mihm, CA     | 5/1  |
| 2:29.3  | Gor. Rabin, OR    | 4/24 |
| 2:29.4  | Lance Winslow, CA | 5/1  |

#### One mile Run

|        |                   |      |
|--------|-------------------|------|
| 5:08.0 | Gordon Rabin, OR  | 5/8  |
| 5:09.1 | Doug Diveus, CA   | 5/8  |
| 5:11.7 | David Cichoke, OR | 5/1  |
| 5:11.9 | Chris Tapanen, OR | 5/1  |
| 5:12.2 | Lance Winslow, CA | 5/8  |
| 5:17.4 | Dave McFadden, CA | 5/1  |
| 5:17.8 | Br. Bergstrom, CA | 5/1  |
| 5:18.0 | Bill Francis, CA  | 4/3  |
| 5:23.0 | A.Sakelarios, CA  | 5/1  |
| 5:25.5 | Mark Yonish, PA   | 5/15 |
| 5:26.2 | Rod. Williams, MI | 4/3  |

#### Two mile Run

|         |                  |      |
|---------|------------------|------|
| 11:35.0 | Dave McFadden, C | 4/24 |
| 11:35.6 | A.Sakelarios, CA | 4/24 |
| 11:56.8 | Brian Kovacs, CA | 4/24 |

#### 70 yard Low Hurdles (30")

|      |                    |      |
|------|--------------------|------|
| 10.3 | Eric Carlson, CA   | 3/21 |
| 10.5 | Anthony Hodges, CA | 3/21 |
| 10.5 | Chris Bates, OR    | 5/1  |
| 10.6 | T. Tucker, CA      | 3/21 |
| 10.7 | Steve Pardini, CA  | 4/3  |
| 10.8 | Rich Watts, OR     | 5/1  |
| 10.9 | Greg Ferguson, OR  | 5/1  |
| 11.0 | Brad Riel, CA      | 4/3  |
| 11.1 | Jeff Taton, CO     | 4/4  |
| 11.2 | Steve Kerho, CA    | 4/3  |
| 11.2 | Hank Norman, CA    | 4/3  |
| 11.2 | Stan Davis, NM     | 4/4  |
| 11.2 | David Jarrett, OR  | 5/1  |
| 11.2 | David Fabiny, CA   | 5/1  |

#### One mile Walk

|        |                   |      |
|--------|-------------------|------|
| 8:32.0 | A.Sakelarios, CA  | 4/3  |
| 8:42.6 | Dav. Smathers, CA | 5/1  |
| 9:00.5 | Rich.Vasquez, CA  | 3/21 |
| 9:13.6 | Paul Wade, CA     | 3/21 |

#### High Jump

|       |                    |      |
|-------|--------------------|------|
| 5- 0½ | Chris Bates, OR    | 4/24 |
| 4-11  | Brad Riel, CA      | 4/24 |
| 4-10  | Craig McMillan, CA | 4/24 |
| 4-10  | Greg Ferguson, OR  | 5/8  |
| 4-10  | Lance Ortega, CA   | 5/8  |
| 4-9   | Steve Pardini, CA  | 4/24 |
| 4-9   | Fred Jordan, CA    | 5/1  |
| 4-9   | Fred Cummins, CA   | 5/1  |
| 4-8   | Michael Bird, CA   | 4/17 |
| 4-8   | Kip Evans, CA      | 5/1  |
| 4-8   | Mike Migues, TX    | 5/9  |

#### Long Jump

|        |                   |      |
|--------|-------------------|------|
| 16- 8  | Andy Sythe, CA    | 4/24 |
| 16- 4  | Brad Riel, CA     | 4/24 |
| 16- 4  | Eric Coleman, CA  | 4/3  |
| 16- 3½ | Chris Bates, OR   | 4/17 |
| 15-10  | Jeff Rossman, CA  | 4/24 |
| 15- 9  | Todd Henry, CA    | 4/3  |
| 15- 9  | Dav. Lekander, CA | 4/24 |
| 15- 7½ | Tim Peoples, CA   | 3/21 |
| 15- 5½ | Joey Tureaud, CA  | 5/1  |
| 15- 5  | Hank Norman, CA   | 4/3  |

Wind-aided: Bates 16-4; Indoors: Thomas Wilcher, MI 15-6½ 2/21

#### Triple Jump

|        |                  |      |
|--------|------------------|------|
| 32- 8½ | Jeff Rossman, CA | 5/1  |
| 32- 2  | K. Wright, CA    | 5/1  |
| 31- 9½ | John Latting, CA | 5/1  |
| 31- 8½ | Brad Riel, CA    | 4/24 |
| 31- 7  | Eric Carlson, CA | 5/1  |
| 29-10½ | Steve Rotzin, CA | 5/1  |

| Shot Put (6 pound)  |                        |
|---------------------|------------------------|
| 40-4                | J. Croxdale, CA 4/24   |
| 39-0 $\frac{1}{2}$  | Jim Reynosa, CA 5/8    |
| 38-3 $\frac{1}{2}$  | J. Fitzgerald, CA 4/24 |
| 36-6 $\frac{1}{2}$  | Tim Peoples, CA 5/1    |
| 35-11 $\frac{1}{2}$ | Andy Maurer, CA 5/8    |
| 35-11 $\frac{1}{2}$ | Mike Sentell, NM 4/4   |
| 35-8 $\frac{3}{4}$  | Tim Keown, CA 5/1      |
| 32-6                | Arman Gilliam, PA 5/15 |
| 32-3 $\frac{1}{4}$  | Tom Cushing, WA 5/8    |
| 31-11               | Doug Bradley, OR 4/24  |

| 4 x 110 yard Relay |                         |
|--------------------|-------------------------|
| 53.7               | S Clarita Vly, CA 5/1   |
| 54.0               | H Hoover BC, CA 4/3     |
| 54.0               | NV Golden Bears, CA 5/1 |
| 54.1               | Eastside YAC, CA 4/24   |
| 54.9               | L Beach Lancers, CA 4/3 |
| 55.0               | Sun Vly Falcons, CA 5/1 |

| 4 x 440 yard Relay |                       |
|--------------------|-----------------------|
| 4:24.7             | L Bch Lancers, CA 4/3 |
| 4:29.2             | Richmond Str, CA 5/1  |
| 4:31.9             | Arrow TC, CA 4/24     |

# CATCH THE STARS OF TOMORROW

## YOUTH/JUNIOR DIVISION

boys born in 1962-63

JUNIOR DIVISION includes: Boys competing in that age group in AAU and JO competition and all athletes born in the years specified in the heading.

| 100 yard Dash |                         |
|---------------|-------------------------|
| 10.2          | Anthony Gibson, CA 5/8  |
| 10.3          | Reg. Pressley, FL 4/16  |
| 10.4          | Brent Carbajal, OR 5/1  |
| 10.5          | Jeff Whitmire, WA 5/8   |
| 10.7          | Darnell Coles, CA 4/3   |
| 10.7          | Darryl Phillips, CA 5/1 |
| 10.7          | Jeff Wilsey, WA 5/8     |
| 10.8          | D. Scarborough, CA 4/24 |
| 10.8          | Charles Stewart, CA 5/1 |
| 10.8m         | Stan Thompkins, FL 3/20 |
| 10.8m         | Yong Pak, FL 3/20       |

|      |                         |
|------|-------------------------|
| 9.8  | John Steen, OR 4/24     |
| 9.8  | John Flannery, CA 5/1   |
| 10.0 | Darnell Coles, CA 4/3   |
| 10.0 | Charles Penner, OR 4/24 |
| 10.1 | S.Kelliiholakai, CO 4/4 |
| 10.2 | Jeff Wilsey, WA 5/8     |

| One mile Walk |                       |
|---------------|-----------------------|
| 8:05.1        | N.Sakelarios, CA 5/1  |
| 8:06.0        | Charles Lewis, CA 4/3 |
| 8:27.0        | Geo. Vasquez, CA 4/3  |

| High Jump         |                          |
|-------------------|--------------------------|
| 6-0               | Benny Sells, CA 4/24     |
| 5-8               | Jimmy Hudson, FL 3/20    |
| 5-7               | Paul Stewart, CA 4/24    |
| 5-7               | Don Harrisberger, CA 5/1 |
| 5-6               | Jon Lieberman, CA 5/1    |
| 5-5               | Bryan Supan, CA 4/24     |
| 5-4 $\frac{1}{2}$ | Jeff Wilder, NM 4/4      |
| 5-4 $\frac{1}{2}$ | Theo. Stallworth, FL 4/9 |
| 5-4 $\frac{1}{2}$ | Stacy Shuman, FL 4/9     |
| 5-4               | Reggie Pressley, FL 4/16 |
| 5-4               | Bobby Manner, CA 4/24    |

Indoor: Brad Davis, TX 5-6

| 220 yard Dash |                         |
|---------------|-------------------------|
| 23.2          | Brent Carbajal, OR 5/1  |
| 23.7          | Anthony Gibson, CA 4/24 |
| 23.8          | Reg. Pressley, FL 3/13  |
| 23.9          | Jeff Wilsey, WA 5/8     |
| 24.2          | Rich Hayashida, CA 5/8  |
| 24.5          | Darryl Phillips, CA 5/1 |
| 24.5          | Jeff DeGallier, WA 5/8  |
| 24.6          | Charles Stewart, CA 5/1 |
| 24.8          | Reginald King, CA 5/8   |
| 24.8          | Tommy Hornsby, TX 5/9   |

| 440 yard Dash |                         |
|---------------|-------------------------|
| 54.1          | Tommy Hornsby, TX 5/9   |
| 56.3          | Scott Legal, CA 5/1     |
| 56.4          | Greg Johnson, CA 4/3    |
| 56.5          | Rich Hayashida, CA 5/8  |
| 56.5          | Lance Rosemarie, CA 5/9 |
| 56.6          | Ronald Brown, CA 5/1    |
| 57.0          | Chip Utley, CA 4/3      |
| 57.3          | Joseph Allen, CA 4/3    |
| 57.8          | Vail, CA 5/1            |
| 57.9          | Scott Ratzan, CA 4/10   |

| Long Jump          |                         |
|--------------------|-------------------------|
| 19-6               | Jack Johnson, MI 4/3    |
| 18-3 $\frac{1}{2}$ | Yong Pak, FL 3/20       |
| 18-1               | Glen Lassiter, CA 4/3   |
| 18-0 $\frac{1}{2}$ | Darryl Phillips, CA 5/1 |
| 17-8 $\frac{1}{2}$ | John Steen, OR 4/24     |
| 17-7 $\frac{1}{2}$ | Bryan Stoller, TX 5/9   |
| 17-6 $\frac{1}{2}$ | Len Robinson, CA 4/24   |

Indoor: Brad Davis, TX 17-8 $\frac{1}{2}$

| 880 yard Run |                        |
|--------------|------------------------|
| 2:10.5       | John Spillman, CA 4/10 |
| 2:13.2       | Allen Miller, CA 4/3   |
| 2:14.2       | M. Grady, CA 4/3       |
| 2:14.2       | Reid Johnson, CA 4/24  |
| 2:15.8       | Rich Broman, CA 4/24   |
| 2:16.2       | Chas. Pankav, CA 4/24  |

| Triple Jump         |                        |
|---------------------|------------------------|
| 38-10 $\frac{1}{2}$ | Benny Sells, CA 5/1    |
| 38-7                | Reginald King, CA 4/24 |
| 36-5                | Len Robinson, CA 4/24  |
| 36-1                | Dave Shilich, CA 3/20  |
| 36-1                | K. Scott, CA 3/21      |
| 35-11 $\frac{1}{2}$ | Jon DeJone, WA 5/8     |
| 35-8 $\frac{1}{2}$  | Ray Holland, CA 5/1    |

| One mile Run |                        |
|--------------|------------------------|
| 4:46.5       | John Spillman, CA 5/8  |
| 4:53.0       | Allen Miller, CA 4/3   |
| 4:56.9       | M. Grady, CA 5/1       |
| 4:57.3       | Jim Scattini, CA 5/1   |
| 4:58.0       | Cr. Smajstrla, TX 2/28 |
| 4:59.0       | Mike Fassl, CA 5/1     |
| 5:00.0       | Doug Bergman, OR 4/24  |
| 5:01.2       | Don Aviles, CA 4/3     |

| Shot Put (8 pound)  |                      |
|---------------------|----------------------|
| 47-9 $\frac{1}{2}$  | Warren Sapp, CA 4/3  |
| 46-11 $\frac{1}{2}$ | Jon DeJong, WA 5/8   |
| 44-6 $\frac{1}{2}$  | Mike Sodaro, OR 4/24 |
| 43-7                | Bob Butwell, CA 5/1  |
| 43-0                | Brett Holden, CA 4/3 |
| 42-11 $\frac{1}{2}$ | Kelvin Jeff, FL 4/9  |

| Two mile Run |                       |
|--------------|-----------------------|
| 10:33.8      | Don Aviles, CA 5/1    |
| 10:41.6      | Robert Plant, CA 4/3  |
| 10:42.4      | Jim Scattini, CA 4/24 |
| 10:55.0      | Dan Gonzales, CA 4/3  |
| 10:57.0      | Joe Ogden, CA 4/3     |
| 10:57.4      | John Ellison, CA 4/3  |
| 10:58.0      | Paul Rauch, CA 4/3    |
| 11:00.0      | Chris Mills, CA 4/3   |
| 11:01.9      | Jim Kelley, CA 4/10   |
| 11:02.5      | Doug Bergman, OR 4/24 |

| Discus Throw (1.0 kg) |                       |
|-----------------------|-----------------------|
| 126-0                 | David Blanks, NM 4/4  |
| 125-4                 | Bob Butwell, CA 5/1   |
| 113-8                 | D. Rodriguez, CA 5/1  |
| 113-8                 | Jeff Whitmire, WA 5/8 |
| 113-8                 | Kelvin Jeff, FL 3/18  |
| 110-4                 | Mike Sodaro, OR 4/24  |
| 109-9                 | Dave Cowell, CA 5/1   |

| 70 yard Low Hurdles (30") |                        |
|---------------------------|------------------------|
| 9.5                       | Wendell Sells, CA 4/24 |
| 9.6                       | Benny Sells, CA 4/24   |
| 9.6                       | David Allen, OR 5/1    |

| 4 x 110 yard Relay |                         |
|--------------------|-------------------------|
| 48.8               | Richmond Str, CA 4/24   |
| 50.3               | W Vly Eagles, CA 5/1    |
| 50.5               | Salinas Vly TC, CA 4/24 |
| 50.5               | Eastside YAC, CA 4/24   |

| 4 x 440 yard Relay |                      |
|--------------------|----------------------|
| 3:53.3             | Richmond Str, CA 5/1 |
| 3:54.4             | Salinas Vly, CA 5/1  |

## in the 1976 STARTING LINE YOUTH HANDBOOK<sup>©</sup>

The 5th Edition of the much acclaimed Annual for Junior Age Group Athletes is offered for the first time in two Handbooks:

★ **S.L.HANDBOOK I - BOYS Annual**  
68 Pages - Illustrated . . . . . \$2.00

★ **S.L.HANDBOOK II - GIRLS Annual**  
68 Pages - Illustrated . . . . . \$2.00

- In depth listing of
- 1975 AGE LISTS . . . . .
  - ALL-TIME AGE LISTS . . . . .  
in all standard events, from Age 8-Under thru Age 17
  - DIRECTORY of AAU & JO ASSNS . . . . .
  - AGE GROUP RULES & EVENTS . . . . .
  - PHOTOS & HIGHLIGHTS of 1975 . . . . .
  - and MORE . . . . .

## Plus TWO SPECIAL FEATURES

RECAP OF NATIONAL AAU BOYS Annual: JUNIOR MEN CHAMPIONSHIPS from 1965 to Date

A STATISTICAL REVIEW OF GIRLS Annual: AAU JUNIOR GIRLS CHAMPIONSHIPS from 1965 to Date

### ORDER NOW

ORDER FORM

- S.L.HANDBOOK I / BOYS . . \$2.00  
 S.L.HANDBOOK II / GIRLS . . \$2.00

Please add 30¢ for Postage & Handling  
Calif. residents add 6% State Tax

NAME \_\_\_\_\_

ADDRESS \_\_\_\_\_

CITY \_\_\_\_\_

STATE \_\_\_\_\_ ZIP \_\_\_\_\_

MAIL CHECK or MONEY ORDER TO:  
STARTING LINE Magazine,  
P.O. BOX 878, RESEDA, CA 91335

THE INTERMEDIATE DIVISION (boys born in 1961-60) was omitted in this issue as not enough marks had come our way by the time we went to press. Most of the athletes were still competing in schools, and the level of performances only becomes significant starting in June. In our next issue we will have a SOPH/FROSH Report, followed by an in-depth listing of best performances.

# Girls Best Performers List

Compiled by **BILL PECK**  
& **JAN MEYER**

Most noticeable improvement reflected by the early results received by Starting Line through May 30, is the greatly increased use of metric measurement. Not only are open and age group running events being run in meters more frequently, but often field events are being measured metrically. While SL will continue to use the older system, at least temporarily, is listing field events... and grouping times made at metric distances along with other marks...we hope the metric trend will continue beyond this Olympic year. We look forward to the day, not far off, when the mile and "quarter" will be the exception, rather than the rule.

In compiling the girls best performance lists, we are happily getting more complete and accurate information from many areas. If you don't see your results recorded in Starting Line, most likely it is because we have not seen them. Remember, we welcome results from anyone... so send us the significant meet summaries from your area (dittoed, handwritten, typed, newspaper clippings or whatever). Just remember to include the basic information we need (see below and first page of regional news).

One new policy this year in compiling girls best performances lists: we are assuming that all times made in distance races (800 meter or longer) are valid only if they have been made on tracks with an inside barrier (curb or otherwise). Times made on all other tracks will be regarded as questionable. It make a difference folks, if the runner travels around the curve with a curb limiting the path. A curbless (short) track, which is illegal according to all rules, allows the runner to run about a half-second difference per lap. So we will regard the times made on these short tracks equivalent to wind-aided sprints, long jumps on downhill pits, etc. Information on the legitimacy of the track, included with the results, will be appreciated.

Information in the lists below includes (from left to right): (1) the girl's best valid outdoor performance of 1976 as reported in complete meet result summaries received at STARTING LINE by May 30, (2) full name of athlete, (3) home state, (4) date of best performance.

Performances included in the regular lists below have met the following criteria:

(1) They were made under reasonably competitive conditions,

(2) According to our information, they were made on reasonably legal tracks or field event facilities

All other performances, including those with two or more questionable aspects, are placed in the supplementary list at the end of each event. Unknown or questionable information is designated by the following symbols:

W = wind-assisted time or long jump (over 2.0 meters per second or 4.67 miles per hour)

w = wind unknown or questionable

f = facilities unknown or questionable...includes tracks without curbs (for distance runs)...high school dirt tracks (for races in lanes around curves)...all high school field events...unless known to be legal...unknown hurdle height

i = implement (shot, discus, javelin) weight unknown or questionable...assumed that implements are not checked, unless known to be otherwise

m = measurement (of field events) questionable...marks out of sequence to places...no fractions listed in jumps or shot put...fewer than three marks listed

C = competition not present...only one competitor listed

c = competition questionable...fewer than three competitors listed...all competitors from same team

t = timing questionable...times out of sequence with places...fewer than three times listed

d = date unknown

COMPILED FROM RESULTS RECEIVED BY MAY 30, 1976

## GIRLS BORN IN 1966 & LATER

(Includes AAU and Junior Olympicbantam divisions, Eastern Girls Track League 9-Under division, etc.)

Questionable times: Michelle Miller, CA 2:30.4F; Conn 2:30.6F; Julie Mullin, OR 2:36.3F

### Baseball Throw

132-10 Dianne Leslie, CA 4/3  
129-3 Karen Knight, AZ 3/21  
126-0 Karla Woods, AZ 2/7

### One mile Walk

9:28.5 Toni Everts, CA 3/28  
9:37.0 Sara Standley, CA 3/28  
9:46.0 Leslie Wilson, CA 3/28

### High Jump

4-6 Lisa Jacobs, OR 4/24  
4-4 1/4 Liz Williams, AZ 2/21  
4-0 1/2 Sandra Sucedo, AZ 4/11  
3-11 1/4 Kelly Brogan, CA 4/24  
3-11 1/4 Rachel Bray, CA 4/24  
3-11 1/4 Karla Wood, AZ 5/1  
3-10 Rose Brady, FL 4/3  
3-10 Vicky Flanagan, OR 4/24  
3-10 Trina Cagdil, OR 4/24  
3-9 Carolyn Armstrong, FL 4/3

### Long Jump

13-5 1/2 Paulette Peterson, CA 4/4  
13-3 Paulette Willis, CA 4/4  
13-2 1/2 Cheryl Lindberg, CA 4/4  
13-1 Ingrid Jindra, CA 4/4  
13-0 1/2 Monica Camp, OR 5/8  
12-6 1/4 Dori Tressler, CA 4/4  
12-5 1/2 Jada Harris, CA 4/24  
12-4 1/2 Shirley Jones, FL 4/3  
12-3 1/2 Carina Quezada, CA 3/27

Questionable mark: Tami Soo, WA 12-5 1/2 fw

## GIRLS BORN IN 1964-65

(Includes AAU and Junior Olympic mid-get division, Eastern Girls Track League 10-11 division, etc.)

### 100 yd/100 meter Dash (m=100m)

12.6 Jewel Baty, NM 4/11  
12.7 Erica Peterson, CA 3/21  
13.0 Jada Harris, CA 4/24  
14.4m Lawarina Anthony, FL 4/3  
13.1 Tanya Granger, CA 2/15  
14.5m Francis Childs, PA 4/4  
14.5m Kathleen Rieger, AZ 5/3  
13.2 Terkeler Shegog, TN 2/28  
13.2 Laura Horowitz, CA 4/24

### Wind-aided times: Granger

12.9W; Dusty Johnson, CA 13.1W

### 200 meter/220 yd Dash (m=200m)

28.9 Jewel Baty, NM 3/21  
28.9 Erica Peterson, CA 3/21  
29.6 Dusty Johnson, CA 3/20  
29.8 Andrea Rolfe, CA 3/21  
30.2 Tanya Granger, CA 2/15  
30.1m Lawarina Anthony, FL 4/3  
30.5 Kathleen Rieger, AZ 3/21  
30.8 Paulette Willis, CA 2/25  
31.0 Lillian Johnson, CA 2/29  
31.0 Monica Camp, OR 5/22

### Questionable times: Lora Davis, MO 29.6mf; Janae Owens, MO 30.0mf; Gutierrez, CA 30.0wf; Monica Williams, IN 30.4mf; Pitts, CA 30.9wf

400 meter/440 yd Dash (m=400m)

64.9 Jewel Baty, NM 3/21  
66.6 Andrea Rolfe, CA 3/21  
67.2m Erica Peterson, CA 4/25  
69.2 Dusty Johnson, CA 3/27  
69.3 Kathleen Rieger, AZ 4/11  
69.5 Carina Quezada, CA 3/27  
70.1 Julie Mullin, OR 5/1  
71.0 Lisa Prout, CA 3/21  
71.2 Paulette Willis, CA 1/25  
71.3 Liz Williams, AZ 3/20  
70.9m Francine Baum, MO 5/16

### 800 meter/880 yd Run (m=800m)

2:31.3m Sharon O'Brien, C 4/25  
2:32.5m Chris Standley, C 4/25  
2:34.4m Carina Quezada, C 4/25  
2:39.5 Ros Martinez, CA 3/27  
2:38.6m Kim Christiansen 4/25  
2:39.7m Val Anderson, DC 4/25  
2:41.3 MeMe Conn, CA 2/29  
2:41.3 Sus Muschitz, CA 2/29

### 100 yd/100 meter Dash (m=100m)

13.0m Shelia Scott, FL 3/20  
11.8 Pat Garcia, CA 4/11  
13.1m Pam Harper, AZ 5/1  
11.9 Latanya Dawkins, CA 3/20  
13.2m Laurie Gray, AZ 5/1  
12.0 Bonnie Williams, CA 4/24  
13.4m Felicia Parrish, FL 3/20  
12.2 Stacy Crockett, NY 5/2  
13.5m Mia McLeod, NY 5/2

### Wind-aided and questionable times: Teri Smajstrla, TX

11.8w; Kris Mainor, OR 12.0W;  
MO 27.7mf; Renee Hicks, MO 28.0mf

### 200 meter/220 yd Dash (m=200m)

26.6 Teri Smajstrla, TX 2/28  
26.8 Melody Hamilton, TN 2/28  
27.1 Latanya Dawkins, CA 3/27  
27.3 Pat Garcia, CA 4/11  
27.4 Bonnie Williams, CA 4/24  
27.5 Pam Harper, AZ 4/11  
27.5 Sherrill Miller, CA 4/24  
27.6 Stacy Granger, CA 3/20  
27.9 Natalie Fulcher, CA 3/27  
28.0m Tracy Crockett, NY 5/2  
28.2 Donna Savage, CA 2/15  
28.2 Laurie Gray, AZ 3/21

Questionable times: Pam King MO 27.7mf; Renee Hicks, MO 28.0mf

#### 400 meter/440 yd Dash (m=400m)

|       |                     |      |
|-------|---------------------|------|
| 60.4  | Latanya Dawkins, CA | 3/21 |
| 62.2  | Sherrill Miller, CA | 4/24 |
| 61.9m | Tracy Crockett, NY  | 5/2  |
| 62.0m | Shelia Scott, FL    | 4/3  |
| 62.4  | Justina Boyd, AZ    | 3/21 |
| 63.0  | Rhonda Price, AZ    | 3/21 |
| 63.3  | Donna Savage, CA    | 2/15 |
| 63.7  | Antoinette Rolfe, C | 3/21 |
| 64.3m | April Armstrong, FL | 4/3  |
| 64.7  | Natalie Fulcher, CA | 3/27 |

#### 800 meter/880 yd Run (m=800m)

|         |                     |      |
|---------|---------------------|------|
| 2:22.7  | Vicki Cook, CA      | 4/11 |
| 2:23.6  | Holly Haske, NM     | 4/11 |
| 2:27.0  | Andrea Kirkorn, C   | 2/29 |
| 2:27.2  | Doreen Stoiloff, C  | 4/11 |
| 2:26.6m | Holly Henderson, NY | 5/2  |
| 2:27.9  | Chris Bronaugh, C   | 3/28 |
| 2:27.6m | Daivda Jackson, D   | 4/25 |
| 2:29.0  | Sharon Hatfield, C  | 3/27 |
| 2:29.2  | Karen Bradshaw, AZ  | 2/7  |
| 2:29.4  | Chris Roybal, NM    | 4/11 |
| 2:28.9m | Tania Jones, NY     | 5/2  |

Questionable times: Pam Vasey  
OR 2:26.4F; Bronaugh 2:27.2F

#### One mile Run

|        |                   |      |
|--------|-------------------|------|
| 5:09.9 | Andrea Kirkorn, C | 2/29 |
| 5:14.7 | Vicki Cook, CA    | 2/29 |
| 5:19.8 | Kathy Kiernan, CA | 2/15 |
| 5:23.6 | Chris Ramirez, CA | 3/28 |
| 5:25.9 | Sonja Cooper, CA  | 3/27 |
| 5:27.8 | Tracy Melvin, C   | 2/29 |
| 5:30.4 | Sandra Katzer, CA | 3/28 |
| 5:31.5 | Lisa Anetsberger  | 4/11 |
| 5:32.0 | Angela Johnson, C | 2/27 |

Questionable times: Cook  
5:12.9F; Stacy Hartsfield, AZ  
5:16.4F; Katzer 5:17.9F; Te-  
ri Mullin, OR 5:20.9F; Debbie  
Koffel, OR 5:23.9F; Cooper  
5:24.9F; Regina Crawford, CA  
5:26.7F; Johnson 5:29.7F;  
Marcy Anderson, CA 5:31.2F

#### Two mile Run

|         |                   |      |
|---------|-------------------|------|
| 11:24.8 | Kathy Kiernan, CA | 2/15 |
| 11:44.8 | Chris Ramirez, CA | 2/15 |

#### 50 yard Hurdles (30 inch)

|     |                      |      |
|-----|----------------------|------|
| 7.7 | Laura Heizman, CA    | 4/24 |
| 8.1 | Sharon Hatfield, CA  | 2/29 |
| 8.2 | Lisa Stary, CA       | 2/29 |
| 8.2 | Geri Golden, CA      | 3/21 |
| 8.3 | Kim Kinder, OR       | 5/22 |
| 8.4 | Katie Taylor, OR     | 5/22 |
| 8.5 | Cheryl Harding, WA   | 4/24 |
| 8.6 | Kim Tanabe, CA       | 2/29 |
| 8.6 | Wilma Pierce, AZ     | 3/6  |
| 8.7 | Renay Schoenlein, CA | 4/24 |
| 8.7 | Nancy Klevickis, CA  | 4/24 |

Wind-aided times: Hatfield  
7.9W; Lisa Johnston, CA 8.5W;  
Becky Kerslake, OR 8.6W

#### One mile Walk

|        |                   |      |
|--------|-------------------|------|
| 8:09.2 | Vicki Cook, CA    | 2/15 |
| 8:18.2 | Chris Ramirez, CA | 2/15 |
| 8:25.4 | Kathy Kiernan, CA | 3/28 |

Questionable times: Kiernan  
8:18.0; Diane Gorenberg, CA  
8:20.0; Samantha Rodela, CA  
8:23.5

#### High Jump

|                   |                     |      |
|-------------------|---------------------|------|
| 4-10              | Cheryl Harding, WA  | 5/22 |
| 4-10              | Bonnie Lund, OR     | 5/22 |
| 4-8               | Lisa Walker, CZ     | 3/19 |
| 4-8               | Sharon Hatfield, CA | 3/21 |
| 4-8               | Lisa Stary, CA      | 3/27 |
| 4-7 $\frac{1}{2}$ | Karen Brown, OR?    | 5/22 |
| 4-7 $\frac{1}{2}$ | Becky Kerslake, OR  | 5/22 |
| 4-6               | Megan McAllister, C | 2/29 |
| 4-6               | Janice Bowie, CA    | 4/4  |
| 4-6               | Laura Heizman, CA   | 4/24 |

Questionable marks: McAllis-  
ter 4-10M; Brenda Beatty, CA  
4-9fm; Heizman 4-9fcm

#### Long Jump

|                     |                      |      |
|---------------------|----------------------|------|
| 16-1 $\frac{1}{2}$  | Shelia Scott, FL     | 3/20 |
| 15-6                | Dana Dahlke, CA      | 4/4  |
| 15-5 $\frac{1}{2}$  | Pat Brockwell, NM    | 4/11 |
| 15-1 $\frac{1}{2}$  | Laurie Gray, AZ      | 4/11 |
| 15-0 $\frac{1}{2}$  | Tracy Barnes, NM     | 4/11 |
| 14-10 $\frac{1}{2}$ | Mia McLeod, NY       | 5/2  |
| 14-10               | Kathy Rackard, FL    | 3/20 |
| 14-10               | Tracy Keeverline, CA | 4/4  |
| 14-10               | Pat Garcia, CA       | 4/11 |

#### Wind-aided and questionable

|                    |                    |      |
|--------------------|--------------------|------|
| 29-10              | Linda Waymond, AZ  | 4/11 |
| 29-5               | Kim Kiner, OR      | 5/22 |
| 29-4 $\frac{1}{2}$ | Jeannie Wetsch, CA | 4/24 |
| 28-6 $\frac{1}{2}$ | Sharon Thompson, F | 2/28 |

#### Shot Put (6 pound)

|                    |                   |      |
|--------------------|-------------------|------|
| 39-5 $\frac{1}{2}$ | Lori Garrow, AZ   | 3/21 |
| 33-2 $\frac{1}{2}$ | Randi Davis, OR   | 5/22 |
| 32-6               | Fran McDonald, OR | 5/22 |
| 31-1 $\frac{1}{2}$ | Tami Fraser, CA   | 4/24 |
| 30-6 $\frac{1}{2}$ | Cheri Burruss, CA | 4/24 |
| 30-4               | Tammy Carlson, OR | 5/22 |

#### GIRLS BORN IN 1962-63

(Includes AAU youth division, Junior Olympic junior division, Eastern Girls Track League 12-13 division, etc.)

#### 100 yd/100 meter Dash (m=100m)

|       |                     |      |
|-------|---------------------|------|
| 11.1  | Paula Goss, AZ      | 2/21 |
| 12.3m | Michelle Glover, NJ | 4/4  |
| 12.4m | Robin Jackson, NY   | 5/2  |
| 11.3  | Janet Ballard, CA   | 3/20 |
| 11.4  | Nedra Simpson, TX   | 5/2  |
| 11.5  | Jenise Thompson, CA | 2/15 |
| 11.5  | Debra Smith, CA     | 4/24 |
| 11.5  | Judy Young, CA      | 4/24 |
| 11.5  | Val Larsen, CA      | 4/24 |

Wind-aided times: Elaine Mc-  
Kenna, CA 11.3W; Janice Smith,  
CA 11.4W; Brenda Cobb, AZ 11.5W

#### 200 meter/220 yd Dash (m=200m)

|       |                     |      |
|-------|---------------------|------|
| 25.4  | Janet Ballard, CA   | 3/21 |
| 25.4  | Nedra Simpson, TX   | 5/2  |
| 25.5  | Janice Smith, CA    | 3/27 |
| 25.6  | Cynthia Rhodes, AZ  | 2/21 |
| 25.6  | Elaine McKenna, CA  | 3/21 |
| 25.7  | Moneatha Clark, TN  | 2/28 |
| 25.8  | Paula Goss, AZ      | 2/7  |
| 25.9  | T. Benford, TX      | 2/28 |
| 25.8m | Michelle Glover, NJ | 4/25 |
| 26.1  | Jenise Thompson, CA | 4/20 |

Questionable times: Clark  
24.6mf; Tara Mastin, MO 25.5m  
w; P. Avery, TN 25.5mf

#### 400 meter/440 yd Dash (m=400m)

|       |                      |      |
|-------|----------------------|------|
| 57.9  | Cynthia Rhodes, AZ   | 2/21 |
| 58.0  | Janet Ballard, CA    | 3/21 |
| 58.1  | Sharon Hulse, CA     | 3/27 |
| 58.5  | Paula Goss, AZ       | 4/11 |
| 58.5  | Debbie McDaniels, AZ | 4/11 |
| 58.3m | Lisa Peters, CA      | 4/25 |
| 58.8  | Elaine McKenna, CA   | 4/4  |
| 59.0  | Jenise Thompson, CA  | 3/27 |
| 59.1  | Lori White, CA       | 3/27 |
| 59.2  | Diane Harrell, CA    | 3/27 |
| 59.2  | Wendy Allums, CA     | 3/27 |
| 58.9m | Pat Collins, IL      | 5/16 |
| 59.5  | Sally Marquez, NM    | 4/11 |

#### 880 yard Run

|        |                    |      |
|--------|--------------------|------|
| 2:16.5 | Sandy Beach, NM    | 4/11 |
| 2:17.3 | Corrinne Nuñez, CA | 4/11 |
| 2:17.7 | Monica Zepeda, AZ  | 4/11 |
| 2:19.2 | Laurie Sawyer, AZ  | 4/11 |
| 2:19.6 | Laurie Teague, CA  | 4/11 |
| 2:20.5 | Sharon Hulse, CA   | 3/27 |
| 2:21.0 | Shelly Kaplan, CA  | 2/29 |
| 2:21.4 | Tammy Binggeli, CA | 4/11 |
| 2:21.9 | Diane Harrell, CA  | 3/27 |

Questionable times: Hulse  
2:17.3F; Marchi Wierson, OR  
2:19.3F; Susan Pollett, CA  
2:21.8F

#### 1500m/One mile Run (m=1500m)

|         |                   |      |
|---------|-------------------|------|
| 5:00.0  | Kiki Lantry, CA   | 4/11 |
| 5:06.0  | Sharon Hulse, CA  | 2/29 |
| 5:06.3  | Mari Gibbs, CA    | 3/28 |
| 5:06.7  | Corrinne Nuñez, C | 4/11 |
| 5:07.9  | Donna Sanchez, CA | 1/4  |
| 5:11.5  | Lisa Matthews, NM | 4/11 |
| 4:49.3m | Sloan Burton, TN  | 5/16 |
| 5:13.8  | Theresa Smith, AZ | 4/11 |
| 5:13.9  | Detra Washington  | 2/15 |
| 5:13.9  | Chris Silva, NM   | 4/11 |

Questionable times: Hulse  
5:02.5F; Matthews 5:04.3F;  
Smith 5:05.0F; Alicia Kirkorn  
CA 5:10.4F; Val Davis, CA  
5:13.1F; Monica Zepeda, AZ  
5:13.2F; Debbie Lee, CA 5:13.9F

|                    |                    |      |
|--------------------|--------------------|------|
| 29-10              | Linda Waymond, AZ  | 4/11 |
| 29-5               | Kim Kiner, OR      | 5/22 |
| 29-4 $\frac{1}{2}$ | Jeannie Wetsch, CA | 4/24 |
| 28-6 $\frac{1}{2}$ | Sharon Thompson, F | 2/28 |

#### Baseball Throw

|       |                 |      |
|-------|-----------------|------|
| 196-0 | Lori Garrow, AZ | 3/6  |
| 179-3 | Bonnie Lund, OR | 5/1  |
| 171-2 | Rena Brown, MO  | 5/16 |

#### Two mile Run

|         |                    |      |
|---------|--------------------|------|
| 11:02.9 | Donna Sanchez, CA  | 4/11 |
| 11:37.8 | Alicia Kirkorn, CA | 1/4  |

Questionable time: Kirkorn  
11:36.0C

#### 80 meter Hurdles (30 inch)

|      |                    |      |
|------|--------------------|------|
| 11.7 | Devlin Stamps, IL  | 5/16 |
| 12.4 | Dulce Reade, CA    | 2/15 |
| 12.4 | Marlene Harmon, CA | 3/21 |
| 12.5 | Susie Ray, CA      | 4/4  |
| 12.5 | Gigi Hurley, CA    | 4/24 |
| 12.6 | Mary Grest, CA     | 4/24 |
| 12.7 | Paula Goss, AZ     | 5/1  |
| 12.8 | Mary L Griffen, NM | 3/21 |
| 12.8 | Gretchen Mills, CA | 4/24 |
| 12.8 | Dawn Freeman, AZ   | 5/1  |

#### 200 meter Hurdles (30 inch)

|      |                     |      |
|------|---------------------|------|
| 29.1 | Dulce Reade, CA     | 3/21 |
| 29.2 | Marlene Harmon, CA  | 3/21 |
| 29.2 | Marchi Wierson, OR  | 5/22 |
| 29.7 | Gretchen Mills, CA  | 4/24 |
| 29.8 | Susie Ray, CA       | 3/28 |
| 30.0 | Dawn Freeman, AZ    | 3/21 |
| 30.3 | Victoria Spring, OR | 5/22 |
| 30.5 | Jane Morgan, AZ     | 3/21 |
| 30.7 | Rochelle Hall, NY   | 4/4  |

Wind-aided time: Jamie An-  
derson, CA 30.7W

#### One mile Walk

|        |                     |      |
|--------|---------------------|------|
| 8:11.0 | Shelly Quintana, CA | 2/15 |
| 8:17.0 | Joyce Brodick, CA   | 2/29 |
| 8:17.2 | April Hickey, CA    | 2/29 |

Questionable times: Lynn  
Holmbeck, CA 8:09.2F; Jessica  
Waskow, CA 8:17.1F

#### High Jump

|                   |                       |      |
|-------------------|-----------------------|------|
| 5-4               | Jill Gillingham, CA   | 3/21 |
| 5-4               | Lisa Peters, CA       | 3/21 |
| 5-3               | Connie Strickland, OR | 4/24 |
| 5-2 $\frac{1}{2}$ | Dawn Freeman, AZ      | 5/1  |
| 5-2               | Ellen Fargo, CA       | 3/28 |
| 5-1               | Renia Wright, CA      | 3/21 |
| 5-1               | Pam Robinson, CA      | 3/21 |
| 5-1               | Kelly Hoban, CA       | 3/21 |
| 5-1               | Patsy Schlosser, NM   | 4/11 |

Questionable mark: Mary  
Swenson, IL 5-3F

#### Long Jump

|                    |                    |      |
|--------------------|--------------------|------|
| 18-8               | Robin Jackson, NY  | 5/2  |
| 18-7               | Cynthia Rhodes, AZ | 2/21 |
| 17-7 $\frac{1}{2}$ | Joyce Bowie, CA    | 4/4  |
| 17-5 $\frac{1}{2}$ | Rochelle Hall, NY  | 5/1  |
| 17-1               | Carol Lewis, NJ    | 4/4  |
| 16-6 $\frac{1}{2}$ | Marida Belton, AZ  | 2/21 |
| 16-5               | Kathy Wallace, FL  | 3/20 |

Wind-aided marks: Tina Scott  
CA 17-7 $\frac{1}{2}$ W; Carla Bauman, AZ  
17-1 $\frac{1}{2}$ W

#### Shot Put (6 pound)

|                    |                     |      |
|--------------------|---------------------|------|
| 50-0               | Susie Ray, CA       | 4/4  |
| 38-7               | Gayle Kirby, AZ     | 2/7  |
| 38-5               | Barrie Greer, CA    | 4/4  |
| 37-2 $\frac{1}{2}$ | Sandy McMillian, CA | 4/24 |
| 37-1 $\frac{1}{2}$ | Jackie Sheffield, C | 3/20 |
| 36-9 $\frac{1}{2}$ | Gillian DeLeary, CA | 4/24 |
| 35-6               | Jamie Anderson, CA  | 3/20 |
| 35-6               | Annie Holt, OR      | 5/22 |
| 35-4 $\frac{1}{2}$ | Kathy Martin, CA    | 4/24 |
| 34-7 $\frac{1}{2}$ | Laura Weber, OR     | 5/22 |

#### Discus Throw (1.0 kg)

|       |                     |      |
|-------|---------------------|------|
| 102-8 | Barrie Greer, CA    | 2/29 |
| 99-9  | Melody Jones, AZ    | 2/21 |
| 96-1  | Gillian DeLeary, CA | 4/24 |
| 93-3  | Gayle Kirby, AZ     | 3/21 |
| 87-10 | Michelle Joy, OR    | 5/22 |

Questionable mark: Tawny  
Singleton, CA 91-4

#### GIRLS BORN IN 1960-61

(Includes AAU and Junior Olympic in-  
termediate divisions, Junior High  
School girls, Ninth graders, etc.)

#### 100 yd/100 meter Dash (m=100m)

|       |                      |      |
|-------|----------------------|------|
| 11.9m | Lisa Thompson, AZ    | 3/6  |
| 11.9m | Felicia Dupuch, CO   | 3/21 |
| 12.0m | Gwen Loud, CA        | 3/21 |
| 12.0m | Brenda Winston, CA   | 4/25 |
| 12.2m | Cornelia Jackson, FL | 4/3  |
| 12.2m | Frieda Burroughs, FL | 4/3  |
| 12.2m | Delvia Cobbs, CA     | 4/25 |

Wind-aided time: Kelia Bolt-  
on, CA 11.0W

#### 200 meter/220 yd Dash (m=200m)

|       |                      |      |
|-------|----------------------|------|
| 24.5m | Brenda Winston, CA   | 3/20 |
| 24.8  | Shelia Labome, TX    | 5/1  |
| 24.8m | Gwen Loud, CA        | 3/21 |
| 25.1m | Delvis Burroughs, FL | 4/3  |
| 25.1m | Frieda Cobbs, CA     | 5/24 |
| 25.2m | Denise Eddington, C  | 3/21 |

#### 400 meter/440 yd Dash (m=400m)

|       |                      |      |
|-------|----------------------|------|
| 55.7  | Carolyn Digby, OR    | 5/8  |
| 56.3m | Sharon Acker, CO     | 3/21 |
| 56.6m | Sheila Polk, CO      | 3/21 |
| 57.4  | Easter Gabriel, TX   | 2/28 |
| 57.4  | Shelia Labome, TX    | 2/28 |
| 57.6  | Rochelle Anderson, O | 5/8  |
| 57.5m | Cynthia Warner       | 3/21 |
| 57.7m | Della Equipalag, CA  | 4/25 |
| 58.1  | Marquita Belk, CA    | 4/25 |
| 57.9m | Lauri Mullins, CA    | 3/21 |

#### 800 meter/880 yd Run (m=800m)

|         |                     |      |
|---------|---------------------|------|
| 2:12.2m | Paula Rose, CA      | 4/25 |
| 2:13.6m | Lauri Mullins, CA   | 4/24 |
| 2:15.7  | Barney Carral, CA   | 1/4  |
| 2:16.0  | Chris Stoiloff, C   | 1/25 |
| 2:16.7m | Martha Mingues, NY  | 5/2  |
| 2:17.7  | Carol Czarnetski, C | 1/4  |

Questionable times: Ann Reg-  
an, CA 2:14.2mF; Carral 2:14.3  
mF; Mary Shea, NC 2:15.6u;  
Shari Cassin, AZ 2:17.1mF;  
Jill Haworth, DC 2:16.1u

#### 1500m/One mile Run (m=1500m)

|         |                    |      |
|---------|--------------------|------|
| 4:26.2m | Eryn Forbes, OR    | 4/24 |
| 4:29.1m | Paula Rose, CA     | 4/24 |
| 4:58.3  | Aileen O'Connor, D | 4/25 |
| 5:01.1  | Suzanne Keith, C   | 1/4  |
| 5:02.5  | Jill Haworth, DC   | 4/25 |
| 5:02.9  | Nancy Frank, NY    | 5/2  |
| 4:41.3m | Lynn Jennings, MA  | 4/24 |
| 4:41.8m | Barney Carral, CA  | 2/15 |
| 4:42.8m | Lesa Gilliland, N  | 4/11 |
| 4:43.7m | Krista Holmes, AZ  | 4/11 |

Questionable times: Keith  
4:34.7mF; Diane Barrett, AZ  
4:59.1F; Mary Shea, NC 4:59.8u  
Karen Bain, NV 4:37.1mF

#### 3000m/Two mile Run (m=3000m)

|         |
|---------|
| 10:48.3 |
|---------|

EDWARD L. WATERS MEMORIAL MEET

BALTIMORE, MD - Apr 14 (from Chuck Waters) MARIA PARSONS streaked to a 10.8 clocking at 100 yards, while NATHAN HILL ran a quick 10.1 in the boys 14-15 sprint

Outstanding individual mark among the girls belonged to MONEATHA CLARK, 12, who thrashed a good 200 meter field with an incredible 24.6 clocking...hurdlers RHONDA BRADY and DEVLIN STAMPS were also fast...the latter ran the quickest 12 year-old 80m barriers ever /Teams - 21; Athletes - 700+/

PENN RELAYS

PHILADELPHIA, PA - Apr 22-24 (from Tim Hickey) Ex-age group phenoms and junior internationalists made their presence felt in the nation's premier relay classic...BERNARD and BENNETT LONG led their school to the sprint relay win, while the son of the great Olympian Herb McKenley contributed to the 4x400m high school relay for his Jamaica mates...distance runners ROB AMITRANI and CHRIS HALLINAN, graduates of the Union Country (NJ) age group distance programs, were well up in invitational events...

ROBIN CAMPBELL led teammate LYNN HOLINS in a sweep of the women's 1500 meters...many notable junior women helped their high school relay teams to final places in the girls sprint relay /Franklin Field (all-weather track)/

Boys 9-Under  
50/SLJ-Dewayne Chase (West Port) 7.0/6-4; SBT-Robert Herndon 124-2  
Boys 10-11  
75-Mark Smith (JD Gross) 7.5; 100/LJ-Terry Booker (Easterwood) 11.5/14-7  
Boys 12-13  
100-Jay Diggs (Eas) 11.4; 220-Robert Selby (Eas) 25.8; LJ-Jay Diamond (Eas) 16-6; SBT-Anthony Murock (Hilton) 232-0; 4x110Re-Basterwood 51.1  
Boys 14-15  
Nathan Hill (Lyndhurst) 10.1/23.8; HJ-Anthony Scott (Hil) 5-4; LJ-John Lecato (Eas) 17-9½; SBT-Pete Hart (Lexington) 246-5  
Boys 16-17  
100/220-Wayne Cottam (Eas) 9.8/22.3, Clarence Haskett (Track & Field Alliance) 9.8

Girls 9-Under  
50-Rosetta Durant (Eas) 7.4  
Girls 10-11  
100/ST-Shereen Mabin (Lex Terr) 13.5/117-1  
Girls 12-13  
100/220-Patience Young (Gazelles) 12.1/28.3; HJ-Debbie Harvin (Lyndhurst) 4-11; LJ-Annette James (Eas) 14-3; SBT-Couser (Lynd) 170-10  
Girls 14-15  
100/LJ-Angela Williams (Gaz) 11.5/15-3; 220-Sharon Brown (Lynd) 27.4; HJ-Priscilla Melton (Towanda) 5-2; SBT-Lenora Peters (McHenry) 210-4  
Girls 16-17  
100-Maria Parsons (TFA) 10.8; 220/LJ-Glenetta Brown (TFA) 26.1/15-9; 440-Carol White (Baltimore Suns) 61.0; 880MedRe-TFA 1:50.8

ALLEGHENY MOUNTAIN BOYS AGE GROUP

BETHEL PARK, PA - May 15 (from Barbara Eichelsbacher) Some fine distance running highlighted the district AAU championships...bantam (8-9) 880 and mile were both taken by Pacers TC's JOHN GANO (2:37.4/5:56.6) over Bethel Park's DAVID DONNELLAN (2:42.8/6:02.2) and MIKE RECIENWALD (2:42.9/5:59.5)...Bethels' ROY SWINTEK had another brilliant triple in the midget (10-11) division, taking the 220 (28.1), 440 (64.5) and 880 (2:21.8) by large margins...Youth division (12-13) events were led by sprinter HAVERT KING (11.0/25.6/58.5) of Greater Johnstown /Bethel Park HS (good cinder track); Weather - windy and warm; Teams - 10/



NJA Proudly Announces A "Spirit of '76 Jog"

Join the Jogger's Personal Freedom Trail of up to 1776 Miles for Patriotism and Health in Observance of the American Revolution Bicentennial!

NJA'S THREE BICENTENNIAL JOGGING CHALLENGES:

- I. The 76-Mile Jog - A modest challenge for beginners or those with physical limitations. Advanced runners may, of course, accomplish the 76 miles in a special week or two. Completion and certification will earn an attractive, embossed silk ribbon to display in your home or office.
- II. The 200-Mile Jog - A more ambitious, but achievable challenge. Completion and certification will earn a distinctive, embroidered emblem for your jogging shirt or jacket.
- III. The 1776-Mile Jog - The greatest challenge of all and an achievement to earn the admiration and respect of everyone! Completion and certification will earn a

beautiful and exclusive embroidered emblem, enrollment in NJA's Spirit Of '76 Hall of Fame and national publicity!

THE PERSONAL LOGBOOK & CERTIFICATION PROCEDURE:

Upon receipt of your Application (below) and enrollment fee, the National Jogging Association will promptly send you a letter of acknowledgement and your personal Spirit Of '76 Jog Logbook. You may embark on your Bicentennial Jog immediately upon receipt of the Log. Enter the miles jogged daily and the total miles jogged to date in your log. As you complete each the cumulative milestone challenge for '76 and/or 200 miles, notify NJA national headquarters by card or letter for presentation of your earned award. Joggers completing the 1776-mile challenge

must submit their Logbook for certification and presentation of award. The Logbook will be returned with the award.

Throughout 1976, the NJA newsletter, *The Jogger*, will carry reported stories of interest on particular courses or distances run in honor of the Bicentennial.

ENROLLMENT & CHALLENGE COMPLETION PERIOD:

Enrollment for *The Spirit Of '76 Jogs* is NOW OPEN. Just fill in and return the attached Application Form with your \$5.00 fee. Your Logbook will be sent to you on enrollment. All three Spirit Of '76 Jog challenges must be completed no later than July 4, 1977, to be eligible for the earned awards.

APPLICATION / The National Jogging Association's SPIRIT OF '76 JOG

I accept the challenges of NJA's special American Revolution Bicentennial Celebration Jogging Program ... Enroll me today!

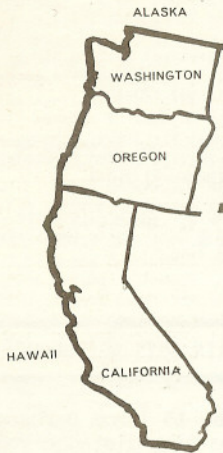
I hope to complete the: \_\_\_\_\_ 76-mile, \_\_\_\_\_ 200-mile, \_\_\_\_\_ 1776-mile Challenge

NAME \_\_\_\_\_  
STREET \_\_\_\_\_  
CITY \_\_\_\_\_ STATE \_\_\_\_\_ ZIP \_\_\_\_\_  
DATE \_\_\_\_\_ Enrollment Fee \$5.00, enclose with Application

Return to: The National Jogging Association, 1910 K Street, N.W., Suite 202, Washington, D.C. 20006

Early Enrollment Affords More Time To Complete Your SPIRIT OF '76 Jog Challenge - SO ENROLL TODAY!

# PACIFIC STATES



## AREA CONTRIBUTORS

DON BAILES  
RON GREY  
JIM HARVEY  
FRED KENYON  
VAN PARISH  
GARY SANTOS  
CHARLES TOWNSEND  
LAWSON VAN KUREN  
MYRNA WIERSON

## CHENEY SPRING THING

CHENEY, WA - May 8 (from Lawson Van Kuren) Youth division boys JEFF WILSEY, JON DeJONG and JEFF WHITMIRE got off to a flying start in the Inland Empire (eastern Washington and Idaho) inaugural... Wilsey was especially swift in the 220, Whitmire the same in the 220, while DeJone was the most versatile (jumping, throwing and running to victories) /Cheney High School (dirt track); Weather - fair, sunny, with minor wind gusts; Teams - 11/

### Boys 6-Under

50/220-K.C. Knuson (Omak) 8.8/39.5; 100-Scott Murphy (Cheney TC) 18.0; BBT-Scott Quinnett(Ch) 78-10

### Bantam Boys (born 1966 & later)

50/100-Jason Leheldt (Richland Exchange TC) 7.2/13.7; 220/440-Brian Quinnett (Cheney TC) 30.6/71.6  
Dan Harder (NW Kiwanis TC) 31.2/74.4; 880-Gary Schauer (RE) 2:53.1; Mi-Matt Haugen (Ch) 6:32.5; HJ-Brendan Chertek (Ch) 3-10, Jeff Caviness (NWK) 3-10, Matt Delaney (Ch) 3-10; LJ-Ward Bartel (NWK) 11-9, Caviness 11-8; 6#SP-David Strasser (RE) 19-8  
BBT-Quinnett 158-6, Gary Schauer (RE) 142-8, Chris Duncan (NWK) 141-8; 880MedRe-NWK 2:17.3

### Midget Boys (born 1964-65)

50-Brian Hill (NWK) 6.6, Kevin Rodgers (Pasco Kiwanis Olympians) 6.6; 100-Rodgers 12.1; 220-Ernest Sanders (PKO) 28.3; 440/LJ-Matt Swenson(Clarkston) 69.6/13-10½; 880-Layne Hutchins (Mead AC) 2:32.7; 50LH-Pat Harder (NWK) 8.1, Scott Strom (Omak TC) 8.8; HJ-Pat Duffy (Wenatchee Valley Pacers) 4-5; TJ-Marc Anderson (NWK) 29-5½; 6#SP/BBT-Tom Cushing (RE) 32-3½/192-3, Arlen Olsen (Orifina) 31-5; 4x110 Re-PKO 56.2; 4x440Re-NWK 4:51.8

### Youth Boys (born 1962-63)

100-Jeff Whitmire (Pasco) 10.5, Jeff Wilsey (Wenatchee) 10.7; 220/70LH-Wilsey 23.9/10.2; 440-Jon DeJong (Wen) 59.8; 880/HJ-Bill Childers (Pas) 2:22.1/4-9; Mi-Louis Murphy (Ch) 5:23.2; LJ-Ken Primus (Pas) 16-3; TJ-DeJong 35-11½, Primus 35-1½; 8#SP-DeJong 46-11½, Whitmire 44-2½; DT/1.0kg-Craig Wollen (Pullman) 113-8; 4x110Re-NWK 55.1

### Girls 6-Under

50/100-Linn Stiles (Mead) 9.3/17.4; 220/BBT-Cathy Van Kuren (Ch) 43.7/68-6; 4x220Re/G&B-Cheney 44.0

### Bantam Girls (born 1966 & later)

50/440-Tami Soo (NWK) 7.0/12-5½; 100/220-Steeana Shellabarger (NWK) 14.0/32.3; 440/880-Tammy Primus (PKO) 79.4/2:57.2; Mi-Susan Perrigo (RE) 6:41.0

### Midget Girls (born 1964-65)

50-Shelly Whitmire (PKO) 6.9; 100/LJ-Helen Lofton (NWK) 12.4/14-7½; 880-Tonilyn Federico (RE) 2:39.1  
50LH/HJ-Pam Williams (Ch) 9.6/4-1; 6#SP-Toni Robinnett (Ch) 25-6; 4x110Re/4x440Re-NWK 57.6/5:00.7

## ORINDA GIRLS "INVITATIONAL"

LAFAYETTE, CA - Apr 24/24 (from Don Bailes) While girls from the Millbrae Lions were dominant in most sprints, the ladies from Arrow Track Club of Los Altos (home of the USA's oldest track magazine) scored in everything else... among the Arrows to strike home was LAURA HEIZMAN, midget division jumper and (especially) hurdler...best individual mark, on a rather windy day, may have been the terrific half-mile by MICHELLE MILLER, 9 /Acalenes High School (all-weather track, no curb); Weather - sunny, intermittent gusty winds; Teams - 29/

### Bantam Girls (1966-later)

100 yd Dash (w +4.09mph)  
Jada Harris, BEB 13.0  
Laura Horowitz, CY 13.2  
Michelle Barrier, Or 13.3  
Felicia Devers, Hilltop 3

### 220 yd Dash (- wind)

Jada Harris, BEB 31.5  
Robin Carson, E'side 32.2

### 440 yd Dash

Teresa Sells, SV 71.9  
Mimi Hepler, Or 74.0  
Blair Wyllie, Or 74.1

### 880 yd Run

Michelle Miller, Ap2:30.4  
Pauline Vasquez, Ap :44.8  
Rachel Bray, Arrow 2:46.6

### 880 yd Walk

Libby Bangert, ML 4:26.1  
Pauline Vasquez, Ap :26.1  
Elizabeth Pike, Arw :34.0

### High Jump

Kelly Brogan, Arw 3-11½  
Rachel Bray, Arw 3-11½  
Carrie Cambron, RCF 3-8  
Marlys Handley, CY 3-8

### Long Jump

Jada Harris, BEB 12-5½  
Felicia Devers, Hil 11-9½  
Ana Maris Rosh, SJC 11-5

### Baseball Throw

Carrie Cambron, RCF 142-3  
Michelle Miller, Ap 134-6

### 4 x 110 yd Relay

Salinas Valley TC 63.0  
Orinda TC 63.4  
Appaloosa TC 63.5

### 4 x 220 yd Relay

Orinda TC 2:14.4  
East Shore Com TC 2:16.5

### Midget Girls (b. 64-65)

100 yd Dash (w +4.09mph)  
Bonnie Williams, ML 12.0  
V. Cunningham, BEB (12.3h)4  
L. Barragan, SV (12.3h)12.4  
J. Brandon, HS (12.4h)12.5

### 220 yd Dash (- wind)

Bonnie Williams, ML 27.4  
Sherrill Miller, CY 27.5

### 440 yd Dash

Sherrill Miller, CY 62.2  
Heidi Ellis, Or 65.1

### 880 yd Run

Suz. Slivkoff, SJC 2:35.6  
Stacey Threadgill, Ap37.6

### One mile Run

Jeanni Fuller, NC 5:34.6  
Maria King, Arw 5:46.2

### 50 yd Low Hurdles (-wind)

Laura Heizman, Arw 7.7  
Renay Schoenlein, Ap 8.7  
Nancy Klevickis, Arw 8.7

### One mile Walk

Kim Salinas, Ap 9:06.8  
Andrea Bunting, RCF :06.8

### High Jump

Molly Myvall, SV 4-7  
Laura Heizman, Arw 4-6  
Renay Schoenlein, Ap 4-5

### Long Jump

Sherrill Miller, CY 15-8½  
Laura Heizman, Arw 15-7½  
Linda Barragan, SV 14-3½

### Shot Put (6 pound)

Tammy Praser, SRS 31-1½  
Cheri Burruss, SV 30-6½  
Jeannie Wettash, MP 29-4½  
Stacey Moro, Ap 26-7½

### Baseball Throw

Jeannie Wettash, MP 168-0  
Glynis Neal, SPablo 163-11

### 4 x 110 yd Relay

Half Steppers 55.9  
Orinda TC 57.4  
East Shore Com TC 57.4

### 880 yd Medley Relay

Berkeley East Bay 2:04.0  
Orinda TC 2:06.7  
Salinas Valley TC 2:06.8

### Youth Girls (1962-63)

#### 100 yd Dash (w +2.72mph)

Debra Smith, ML 11.5  
Judy Young, BEB 11.5  
Val Larsen, ML 11.5  
Kath. Gallagher, RCF 11.6

#### 220 yd Dash (- wind)

Judy Young, BEB 26.7  
Kath. Gallagher, RCF 27.1

#### 880 yd Run

Diane Smith 2:27.1  
Val Davis, RCF 2:27.8  
Kim Maclay, CY 2:28.4

#### One mile Run

Val Davis, RCF 5:13.1  
Debbie Lee, Or 5:13.9  
Kerry Brogan, Arw 5:21.5  
Tracey Weber, SJC 5:23.3

#### 80 m Hurdles (w +2.04)

Gigi Hurley, ML 12.5  
Mary Crevelt, RCF 12.6  
Gretchen Mills, RCF 12.8  
Diane Brodie, Arw 13.1

#### 200 m Hurdles (w +4.09)

Gretchen Mills, RCF 29.7  
Mary Crevelt, RCF 30.9

#### One mile Walk

Kimi Durham, RCF 8:19.8  
Deb. O'Sullivan, SJC9:00.0  
Sue Dittman, Arw 9:01.0

#### High Jump

Angela Phifer, Ap 4-10  
Carol Gleason, CY 4-9  
Diane Brodie, Arw 4-9



SUSAN SPRINGER / Salinas T.C.

### Long Jump

Pat Mahoney, MP 16-3  
Angela Phifer, Arw 16-2½  
Berkeley East Bay 50.1  
Millbrae Lions 51.5  
Cupertino Yearlings 52.7

### Shot Put (6 pound)

Sandy McMillan, SRS 37-2½  
Gillian Delear, Arw 36-9½  
Kathy Martin, SRS 35-4½  
Elissa Weakley, CY 33-4

### Discus Throw (1.0 kg)

Gillian Delear, Arw 96-1  
Alissa Weakley, CY 82-8  
Tammy Billik, Arw 80-10  
4 x 110 yd Relay  
Redwood C Hurdles 4:19.5  
Orinda TC 4:22.7

### Javelin Throw

Lisa Pilkowski, CY 107-1  
Terry Ginella, Arw 96-0  
Wendy Ashton, RCF 95-0

### Intermediate Girls (born 1960-61)

100/220-Kelia Bolton (ML) 11.0(W+10.22mph)/25.3(w +5.45), Marian Franklin (ML) 11.1; 440-Marquita Belk (SJC) 58.1; Mi/2Mi-Roxanne Bier (SJC) 5:25.8/11:31.2; 100mLH-Kathy Yuhas (CY) 15.2(w+3.40), Sue Boehmer 15.5, Carol Gainza 15.6; 300mLH-Franklin 47.2, Cathy Hohman (CY) 48.4; HJ-Karen Hinkleman 5-2; LJ-Boehmer 17-2; 8#SP/DT-Susan Springer 39-1½/126-0, Marta Kuehl 36-10¼/108-1, Debra Pryor (BEB) 36-4¼; JT-Kim Cox 120-11, Michelle Holmes 114-5, Diane Bishop 112-2; 4x110Re-ML 50.0

### Junior Women (born 1957 & later)

100m/200m-Elaine Parker (ML) 11.8(W+8.86)/24.9(w+4.09), Denise Pemberton (ML) 11.9/24.6, Karen Elmore (ML) 11.9; 800m-Ann Regan (CY) 2:14.2; 1500m-2-Kathy Adams (Wills Spikettes) 4:36.5, Karen Bain 4:37.1, Ann Trason (Monterey Peninsula TC) 4:45.8, Estella Guina (SJC) 4:46.6, Vickie Bray 4:47.5; 3000m-Adams 10:22.6, Trason 10:27.8; 100m H(33)....3-Yvonne Boone (BEB) 14.9(W+6.81), Elmore 15.1; HJ-Cindy Sandberg(SJC) 5-6; LJ-Elmore 18-2½



## VALLEY OF THE MOON BOYS MEET

SANTA ROSA, CA - Apr 3 (from Fred Kenyon) BENNY SELLS high jumped and hurdled with the usual gusto, to highlight a meet replete with depth in nearly every event, especially distance runs and walks...DAVE McFADDEN, 11, had a nice 880/mile double ...ERIC CARLSON hurdled well in the same division /Santa Rosa JC (chevron 440 track); Teams - 13/

|   |  |                          |  |
|---|--|--------------------------|--|
| Boys 6-7                                    |  | 440 yard Dash            |  |
| 50/220/LJ-S.Sutter(Sparta TC) 7.5/33.3/10-7 |  | C.Brown, RS 69.1         |  |
| Bantam Boys (b.66-later)                    |  | M.Munn, Salinas Vly 70.0 |  |
|   |  | B.Lull, Arrow TC 73.5    |  |
| 50 yard Dash                                |  | 880 yard Run             |  |
| D.Ownbey, Cup Yrlngs 6.9                    |  | C.Haggard, VM 2:40.2     |  |
| K.Brown, Richmond St 7.0                    |  | L.Bowen, RC Flyers :48.0 |  |
| E.King, Vly of Moon 7.1                     |  | Serpa, CY 2:50.2         |  |
| 100 yard Dash                               |  | One mile Run             |  |
| D.Phanor, RS 12.7                           |  | M.Munn, SV 5:32.0        |  |
| D.Ownbey, CY 13.0                           |  | R.Latting, Diablo 5:50.0 |  |
| K.Brown, RS 13.2                            |  | J.Classen, Wdside 6:03.0 |  |
| 220 yard Dash                               |  | High Jump                |  |
| P.Kruevith, Arrow 30.1                      |  | T.Lichti, Diablo Vly 4-5 |  |
| C.Brown, RS 30.3                            |  | J.Gash, VM 4-0           |  |
| G.Shirley, H Hoover 30.4                    |  | J.Cesari, CY 3-10        |  |
| M.West, RS 30.8                             |  | C.Haggard, VM 3-10       |  |

|                         |  |                         |  |
|-------------------------|--|-------------------------|--|
| Long Jump               |  | Shot Put (6 pound)      |  |
| D.Keating, SV 13- 7     |  | C.Haggard, VM 22-9½     |  |
| J.Palmisano, Arw 13- 3  |  | R.Nevitt, CY 21-6       |  |
| S.Squire, Napa 12-10½   |  | J.Cesari, CY 21-1       |  |
| M.Munn, SV 12- 5        |  | W.Parker, VM 21-0       |  |
| 4 x 110 yard Relay      |  | 880 yard medley Relay   |  |
| H Hoover Mem BC 60.4    |  | Vly of the Moon 2:11.8  |  |
| Diablo Valley TC 60.6   |  | H Hoover Mem BC 2:15.5  |  |
| Valley of the Moon 61.5 |  | Cupertino Yrlngs 2:17.4 |  |

|                          |  |                         |  |
|--------------------------|--|-------------------------|--|
| Midget Boys (b. 1964-65) |  | 440 yard Dash           |  |
| 100 yard Dash            |  | D.Toppes, HH 12.2       |  |
| B.Shirley, HH 12.0       |  | W.Thompson, E'side 28.1 |  |
| C.Brown, RS 12.1         |  | B.Shirley, HH 28.2      |  |
| D.Toppes, HH 12.2        |  | 220 yard Dash           |  |
| 220 yard Dash            |  | B.Riel, DV 27.9         |  |
| B.Riel, DV 27.9          |  | W.Thompson, E'side 28.1 |  |
| W.Thompson, E'side 28.1  |  | B.Shirley, HH 28.2      |  |
| B.Shirley, HH 28.2       |  | 440 yard Dash           |  |
| 440 yard Dash            |  | D.Toppes, HH 65.2       |  |
| D.Toppes, HH 65.2        |  | M.Ownbey, CY 65.9       |  |
| M.Ownbey, CY 65.9        |  | W.Hyde, RS 66.7         |  |
| W.Hyde, RS 66.7          |  |                         |  |

|                         |  |                         |  |
|-------------------------|--|-------------------------|--|
| 880 yard Run            |  | 70 yd Low Hurdles (30") |  |
| D.McFadden, WS 2:29.4   |  | Carlson, CY 10.5        |  |
| B.Bergstrom, Arw 2:32.6 |  | A.Hodges, HH 10.6       |  |
| S.Castro, Arw 2:36.4    |  | S.Pardini, VM 10.7      |  |
| R.Baletti, DV 2:36.7    |  | B.Riel, DV 11.0         |  |
| One mile Run            |  | T.Tucker, SV 11.2       |  |
| D.McFadden, WS 5:20.4   |  | High Jump               |  |
| B.Kovac, Arw 5:31.0     |  | B.Riel, DV 4-6          |  |
| G.Olds, Arw 5:34.0      |  | S.Pardini, VM 4-4       |  |
| B.Brogan, Arw 5:35.3    |  | A.Sakelarios, RCF 4-4   |  |
|                         |  | G.Mueller, RCF 4-4      |  |

|                         |  |                          |  |
|-------------------------|--|--------------------------|--|
| Long Jump               |  | 440 yard Dash            |  |
| A.Sythe, Sparta 15- 4½  |  | G.Johnson, Sparta 56.4   |  |
| J.Rossman, Arw 15- 4    |  | C.Utley, Arrow 57.0      |  |
| D.Rogers, Arw 14-10     |  | T.Reinholdt, DV 58.4     |  |
| D.Cristofano, SV 14- 1½ |  | M.Grady, Woodside S 58.5 |  |
| K.Roberts, SV 14- 1     |  | 880 yard Run             |  |
| Triple Jump             |  | A.Miller, SV 2:13.2      |  |
| J.Rossman, Arw 30- 9    |  | M.Grady, WS 2:14.2       |  |
| K.Wright, Sp 30- 1½     |  | L.Dumont, Napa 2:17.0    |  |
| Carlson, CY 28-10       |  | One mile Run             |  |
| Shot Put (6 pound)      |  | A.Miller, SV 4:53.0      |  |
| J.Croxdale, Napa 39- 4  |  | L.Dumont, Napa 4:58.5    |  |
| T.Peoples, E'side 36- 5 |  | Aviles, RCF 5:01.2       |  |
| T.Keown, Napa 32-11½    |  | LaForge 5:07.3           |  |

|                          |  |                          |  |
|--------------------------|--|--------------------------|--|
| 4 x 110 yard Relay       |  | Youth Boys (b. 1962-63)  |  |
| H Hoover Mem BC 54.9     |  | 100 yard Dash            |  |
| Eastside Youth AC 55.7   |  | D.Phillips, RS 10.9      |  |
| Cupertino Yearlings 56.8 |  | D.Scarborough, RS 11.0   |  |
| 880 medley Relay         |  | C.Stewart, Eastside 11.1 |  |
| Diablo Valley TC 1:59.5  |  | 220 yard Dash            |  |
| Eastside Youth AC 1:59.7 |  | C.Stewart, Eastside 25.0 |  |
| 4 x 440 yard Relay       |  | D.Scarborough, RS 25.1   |  |
| Richmond Striders 4:38.4 |  | S.Lichti, DV 25.6        |  |
| Arrow TC 4:40.8          |  | G.Johnson, Sparta 25.7   |  |

|                         |  |   |  |
|-------------------------|--|---|--|
| Two mile Run            |  | Triple Jump   |  |
| Gonzales, Arw 10:55.0   |  | S.Lichti, DV 32-7   |  |
| J.Ogden, DV 10:57.0     |  | Miroglio, Napa 32-6½  |  |
| J.Ellison, WS 10:57.4   |  | Shot Put (8)/Discus (L0)  |  |
| M.Sells, CY 11:00.0     |  | Butwell, CY 40-2½/99-11   |  |
| Aviles, RCF 11:07.7     |  | D.Cowell, Arw 37-10½/101-1  |  |
| 70 yd Low Hurdles (30") |  | Mathews, SV 37-6  |  |
| B.Sells, SV 9.8         |  | 4 x 110 yard Relay  |  |
| Penner, CY 10.0         |  | Richmond Striders 50.5  |  |
| Johnson, Arw 10.1       |  | Salinas Valley TC 50.8  |  |
| E.Nahashe, Napa 10.4    |  | Int. Boys (b. 1960-61)  |  |
| One mile Walk           |  | 220/LJ-A.Jackson (Lewis AC) 24.3/18-2½; 2Mi/MiW-I.Miller(CY) 10:53/7:58 |  |
| C.Lewis, Arw 8:06       |  |   |  |
| Sakelarios, RCF 8:11    |  |   |  |
| Vasques, SV 8:27        |  |   |  |



Solid prospect JANTZ FITZGERALD Of N. Hollywood, California

## LANCER BOYS. AGE GROUP MEET

LONG BEACH, CA - Apr 3 (from Charles Townsend) The Rialto Classic's DARNELL COLES scored with a versatile triple in youth division events...BILL FRANCES was excellent in 10-11 distance races ...RICARDO MOORE, of the host Lancers, dominated bantam sprints and long jump /Millikan High School (dirt track)/

|                                    |  |
|------------------------------------|--|
| Boys 7-Under                       | 50-John Minnicucci (Valley Vikings) 7.5, Felton Matthews (Long Beach Lancers) 7.5  |
| Bantam Boys (born in 1966 & later) | 50-Ricardo Moore (LBL) 6.9, Andre LeBeauf (LBL) 7.0, Dino Dawson (LBL) 7.0; 100/220-Stacey Alexander (LBL) 13.1/30.9, Kenny Tucker (LBL) 13.2/31.2; 440/LJ-Moore 70.4/13-0, Robert Holt (West Vernon Jets) 73.2/12-11, Alexander 12-6, Dawson 12-6; 880/Mi-Chris Wasden (LBL) 2:39.9/5:57.1, Mike Isenor (Huntington Beach) 2:42.0/6:05.3, Natunza Reed (WVJ) 2:48.5; HJ-LeBeauf 3-6; 4x110/4x220-LBL 59.8/2:11  |
| Midget Boys (born 1964-65)         | 100-Eric Coleman (LBL) 12.0, Dennis Price(LBL) 12.3, Jim Reynosa 12.4; 220-Price 28.4; 440-Mark Howard 65.6; 880-Bill Frances (Blue Angels) 2:26.9, Gary Buelow (BA) 2:30.6; Mi-Frances 5:18.0, Jerry Wedel (Wasco Wildkats) 5:31.6, Ralph Salcido (BA) 5:40.0; 70LH-Steve Kerho (Mission Viejo) 11.2, Hank Norman (LBL) 11.2, Tyrone Townsend (LBL) 11.5; HJ-Kip Evans 4-7½, Scott Shelon (MV) 4-3; LJ-Coleman 16-4, Todd Henry 15-9, Norman 15-5, Adam Volt (VV) 15-3; 6#SP-Reynosa 37-10, Jantz Fitzgerald 36-5½, Luis Cerda (HB) 28-8; 4x110Re/4x440Re-LBL 54.9/4:24.7 |
| Youth Boys (born 1962-63)          | 100/220-Darnell Coles (Rialto Classics) 10.7, Jimmy Crittenden (WVJ) 10.9/25.3, Gary Stenland (HB) 11.0/25.5, Tom Fishbeck (HB) 25.5; 440-Joseph Allen (WVJ) 57.3; 880/TJ-Tony Snake 2:18.8/34-3; Mi-David Neidorf (Rialto Road Runners) 5:00.6, Robert Planta (BA) 5:03.9, Jim Kurtsman 5:09.6; 2Mi-Planta 10:41.6, Paul Rauch (RRR) 10:58.0, David Walsh 11:09.5; 70LH-Coles 10.0, Charles Clinton (LBL) 10.5, Craig Stewart (VV) 10.6; HJ-Coles 5-2½, LJ-Glen Lassiter (LBL) 18-1, David Turner 17-3; 8#SP-Warren Sapp 47-9½, Brett Holden 43-0                         |
| Intermediate Boys (born 1960-61)   | 100/220-Darryl Lee (Faith Streakers) 10.5/24.4; 440-Chet Dawson (RC) 53.4; Mi-Greg Brock (RC) 4:47.3; LJ-Mike Marshall (RC) 21-8½; HJ-Dennis Turner (RC) 5-8½; 4x110Re-RC 47.3   |

## HERBERT HOOVER RELAYS

MENLO PARK, CA - Apr 11 (from Van Parish) A large turnout, especially boys, competed in age divisions from five-under to 60 and over...best age group competition was among boys 10-11, where the host Hooverites and two east bay teams battled in the sprinte relays...Diablo Valley and Arrow Track Clubs, from the peninsula hooked up in the distance relays /Menlo-Atherton HS (dirt track); Weather - cool and overcast, windy, some rain, low 60°, Teams - 20/

|                                   |  |
|-----------------------------------|--|
| Bantam Boys.. (born 1966 & later) | 4x110Re/4x220Re-H Hoover BC 59.4/2:07.5, Eastshore Community Center 60.3/2:05.6, Richmond Striders 61.1/2:10.8; 4x440Re-ES 4:57.0, HH 5:08.2; 4x880Re-Valley of the Moon TC 11:48.2; 880medRe-ES 2:12.1, Diablo Valley TC 2:14.6 |
| Midget Boys (born 1964-65)        | 4x110Re/4x220Re-HH 55.6/1:57.8, ESCC 55.7/1:58.6, Eastside Youth AC 55.8, RS 55.8/2:00.3; 4x440Re/4x880Re-DV 4:38.3/10:43.6, Arrow TC 4:39.6/10:36.4, 4xMiRe-DV 23:00.6; 880medRe-ESCC 1:59.4, EY 2:01.0                         |
| Youth Boys (born 1962-63)         | 4x110Re/4x440Re-RS 49.8/4:06.9; 4x220Re/880medRe-DV 1:49.1/1:50.7, VM 1:49.6/1:51.9; 4x880Re-DV 10:06.9; 4xMiRe-Redwood City Flyers 21:11.5  |
| Intermediate Boys (born 1960-61)  | 4x110Re/4x220Re/4x440Re-Lewis AC 48.8/1:42.7/4:18.8  |

|                             |   |
|-----------------------------|---|
| Midget Girls (born 1964-65) | 4x110Re/4x220Re-Berkeley TC 55.7/1:58.9, Half Stepspers 56.2/2:01.2; 4x440Re/880medRe-Cupertino Yearlings 4:46.3/2:02.4 |
| Youth Girls (born 1962-63)  | 4x110Re/4x220Re/880medRe-Brk 40.8/1:47.6/1:52.4   |

## OREGON AAU DEVELOPMENT MEETS

**ALOHA, OR - Apr 17 (from Myrna Wierson)**  
Despite the usual miserable track weather, Oregon age groupers got an unusually good start...especially impressive were high jumpers JOHN KEIZUR of Eugene and CONNIE STRICKLAND from Gresham...of the many fine doubles and triples, JOHN RICHARDSON, 8, showed special talent in the long jump and sprints...JULIE MULLIN (in her first year of running) started very fast in the bantam girls half-mile /Aloha Junior HS (all-weather track, no curb); Weather - cold, occasional gusty winds, low 50<sup>o</sup>s, and rain; Teams - 12; Competitors - 431/

**Bantam Boys (born 1966 & later)**  
100/220-Dennis Sagen (Track City TC) 13.2/31.1, John Richardson (Albina Road Runners) 13.8/30.7; 880-Steven Gilland (TC) 2:40.0, Gary Timms (TC) 2:43.7; HJ-Jeff Akesun (Gresham TC) 3-8; LJ-Richardson 12-10½, John Hunsaker (Portland TC) 11-8½, Sagen 11-8½; BBT-Greg Mills (Gr) 132-11

**Midget Boys (born 1964-65)**  
100/220-Doug Bradley 13.2/30.0; 440-Tom Ray (Por) 67.1; 880-Ray 2:28.6, Chris Tapanen (Por) 2:31.2; Mi-Tapanan 5:17.0, David Cichoike (St Terese TC) 5:19.0, Gordon Rabin (Por) 5:23.9; 70LH-Rich Watt 11.5, Chris Bates (Spartan TC) 11.8, Paul Marks (Por) 11.9; HJ-Bates 4-8, Greg Ferguson (Gr) 4-8; LJ-Bates 16-3½; 6#SP-Bradley 30-9½, Don Groesch (Por) 29-10, Tom Baker 28-6½; 4x110Re-Por 60.1


**Youth Boys (born 1962-63)**  
200/440-Jeff DeGallier 26.0/59.5, John Wallace (Gr) 26.3; 880/Mi-Doug Bergman (Por) 2:20.1/5:03.6; 70LH-John Steen (Sp) 10.5; HJ-John Mullin (Sp) 4-10; LJ-Steen 17-0, Erik Brown (TC) 16-1½; 8#SP-T.J. Spear 38-3, Ben Colman (TC) 37-7½; 4x110Re-Sp 58.4

**Intermediate Boys (born 1960-61)**  
220/440-Steve Coons 25.4/58.2; Mi-Cole Lerner 4:46.9; 70LH/HJ-John Keizur (TC) 9.9/6-1½

**Bantam Girls (born 1966 & later)**  
220/LJ-Monica Camp (Gr) 32.9/12-4½; 440-Jodi Barnes 75.1; 880-Julie Mullen (Sp) 2:39.1; HJ-Sonja West (Gr) 3-8, Lisa Lind (Gr) 3-6

**Midget Girls (born 1964-65)**  
100/220-Ann DeGallier (Longview TC) 13.3/71.2; 880-Terry Mullin (Sp) 2:35.6; Mi-Debbie Koffel (Sp) 5:34.0; 50LH-Cheryl Harding (Flanagan Clan) 8.6; HJ-Bonnie Lund (Sp) 4-7, Harding 4-7, Barbara Frank (Willamette Falls TC) 4-3½; LJ-Jill Yoder (North Beach TC) 13-8; 6#SP-Frances McDonald (TC) 27-6½; BBT-Lund 157-4; 4x110Re-Sp 59.7

**Youth Girls (born 1962-63)**  
440/Mi-Sandy Nevis (Sp) 67.9/5:29.5; 200/LH-Marchi Wierson (Por) 31.8; HJ-Connie Strickland (Gr) 5-2½; 6#SP-Vanessa Sipher (NB) 32-1; DT-Michelle Joy (Gr) 73-0; 4x110Re-Por 56.5



Laurie Shansby and Sandy Nevis (R)

**HILLSBORO, OR - Apr 24 (from Myrna Wierson)** "At least it didn't rain"...high jumpers continued to impress...this time LISA JACOBS, 9, and CHRIS BATES, 11, jumped to classy conclusions...another MULLIN, this time TERRY, 10, moved close to a 2:30 half-mile, pushed by teammate PAM VASEY...continued fine doubles and triples were led by MIKE SODEFERO's youth division weight tosses /Hare Field (all-weather track); Weather - cold, windy, some sun; Teams - 9/

**Bantam Boys (born 1966 & later)**  
100/220/440-Sagan 12.9/29.6/71.9; 880-Gilland 2:38.1, Timms 2:42.5; HJ-Akeson 4-2, J.R. May (Gr) 4-0; BBT-Chris Vaughan 136-4; 4x110Re-Sp 1:06.7

**Midget Boys (born 1964-65)**  
100-Dan LaFlamme (Sp) 12.5; 220-Bradley 29.2; 440/LJ-Ray 68.6/14-9½; 880/Mi-Rabin 2:29.3/5:21.0, Tapanen 2:31.8/5:16.5, Matt McGuirk (TC) 2:33.7; 70LH-Watt 11.3, Dave Jarrett (Gr) 11.6; HJ-Bates 5-0½, Ferguson (Gr) 4-8, Jarrett (Gr) 4-6; 6#SP-Bradley 31-11, Tim Hilkey (Gr) 31-6, Mike Swarm (Scapoose TC) 30-8, Scott Ames (Sc) 29-3; Re-Sc 58.2

**Youth Boys (born 1962-63)**  
100/220/440-Jeff DeGallier 10.9/58.3, Brent Carbal (TC) 10.9/24.9; 880-T.J. Spear 2:23.6; Mi/2Mi-Bergmann 5:00.0/11:02.5; 70LH-Dave Allen (Gr) 9.7 Steen 9.8, Allen Larsen 10.2; HJ-Bill Johnson 5-0½; LJ-Steen 17-8½; 8#SP/DT(1.0k)-Mike Sodaro (TC) 44-6½/110-4, Randy Johnson (TC) 94-0½; Re-TC 51.4

**Intermediate Boys (born 1960-61)**  
100/220-Coone 10.8/24.8; 880/Mi-Mike Bergman 2:09.6 /4:43.4; 70LH/HJ-Keizur 9.8/5-10;

**Bantam Girls (born 1966 & later)**  
100-Kelly Kaser (Sp) 13.6; 220/LJ-Camp 32.0/11-1½; 440-Barnes 74.5; 880-Mullin 2:39.9; HJ-Lisa Jacobs (Gr) 4-6, Vicky Flanagan (FC) 3-10, Tina Cagdil (Gr) 3-10; 4x110Re-Spartan TC 1:05.4

**Midget Girls (born 1964-65)**  
100/440/LJ-A.DeGallier 12.7/69.5/13-1½; 880-T.Mullin 2:33.9, Pam Vasey (Sp) 2:34.5; Mi-Koffel 5:37.6; 50LH-Harding 8.5, Becky Kerslake (Gr) 8.9, Vickie Spiekerman (TC) 9.0; HJ-Lund 4-7, Harding 4-5, Lynn Bamble (Gr) tied Kerslake at 4-3; 6#SP-McDonald (TC) 27-11; BBT-Lund 179-3; 4x110Re-Sp 58.9

**Youth Girls (born 1962-63)**  
100/220-Anne Neuville (St Teresa TC) 12.4/28.2; 440/Mi-Nevis 66.3/5:29.4; 880/800/LH/200/LH-Marchi Wierson 2:23.6/13.0/29.9; HJ-Strickland (Gr) 5-3; 6#SP-Vicky Berg 30-0½; DT-Michelle Joy (Gr) 83-7



Some of the members of the excellent SPARTAN TRACK CLUB of Hillsboro, Oregon.

Back Row (L to R): PAM VASEY, SANDY NEVIS and BONNIE LUND;  
Front Row (L to R): DEBBIE KOFFEL, JULIE MULLIN, LISA MULLIN,  
TRACY CHAPMAN and TERRI MULLIN. /Submitted by Myrna Wierson/

## ROSEBUDS CLASSIC

**PASADENA, CA - Mar 28 (from Ron Grey)**  
A smallish meet for a new club proved to be an enjoyable day...distance runners and throwers excelled...MARI GIBBS ran a classy solo mile /Pasadena CC (dirt track); Weather - sunny, mild, moderate wind; Teams - 17/

**Bantam Girls (born 1966 & later)**  
220/880-Christine Standley (Blue Angels) 31.9/2:40.6; 440-Suzanne Muschitz (Las Virgenes TC) 72.0; Mi-Toni Everts (Patriots-USA) 9:28.5, Sara Standley (BA) 9:37.0, Leslie Wilson (Maturango Milers) 9:46.0; LJ-Sobbie Rubio (BA) 11-9½; HJ-Leah Jones (BA) 3-10

**Midget Girls (born 1964-65)**  
440-Vicki Cook (Rialto Road Runners) 67.5; 880-Andrea Kirkorn (BA) 2:27.7, Chris Bronaugh (Quad City Cobras) 2:27.9, Doreen Stoiloff (RRR) 2:29.8, Carolyn Follett (BA) 2:31.1, Regina Crawford (RRR) 2:34.6, Kim Tanabe (BA) 2:35.8; Mi-Chris Ramirez (So Bay Striders) 5:23.6, Kirkorn 5:23.7, Kathy Kiernan (BA) 5:28.0, Sandra Katzer (BA) 5:30.4;

50LH-Tanabe 8.7, Lisa Johnston (BA) 8.7; Mi-W-Ramirez 8:24.4, Kiernan 8:25.4; HJ-Tanabe 4-2, Lynne Hitesman (LV) 4-2; 4x110Re/880med-PR 57.1/2:13.3

**Youth Girls (born 1962-63)**  
100-Kerry Cerda (BA) 11.9, Lana Robinson (Los Angeles Mercuresses) 11.9; 440-Jennifer Egan (Lakewood International) 62.9; 880-Detra Washington (BA) 2:24.7, Susan Follett (BA) 2:24.8; Mi-Mari Gibbs (LI) 5:06.3, Kelly Cerda (BA) 5:23.7, Linda Bottlik (RRR) 5:25.9, Alicia Kirkorn (BA) 5:26.2;

800LH/200/LH-Susie Ray (BA) 12.7/29.8; Mi-W-Shelly Quintana (BA) 8:38.5; LJ-Ellen Fargo (Glendale Girls) 5-2, Rena Wright 5-0, Ray 4-10, Kelly Hoban (SBS) 4-10, Pam Robinson 4-10, Kerri Hall (LV) 4-10; 6#SP/DT-JT-Nancy Rowell 31-6/76-9/100-3, Donna Hollingsworth (QCC) 81-9/100-9

**Intermediate Girls (born 1960-61)**  
100/220/440-Jane Harding (BA) 11.6W/26.8/60.8; 880-Chris Stoiloff (RRR) 2:18.8; Mi-Shelly Woodriddle (QCC) 5:18.2, Diane Stern (QCC) 5:18.6; 2Mi-Woodriddle 11:35.4, Diane Esslinger (QCC) 11:40.4; 100/LH/300/LH/HJ-Kathy Bower (SBS) 16.6/48.7/4-10; 8#SP-Jackie Nelson (BA) 37-2½; DT-Donna Mayhew 105-1; JT-Nelson 122-9, Mayhew 115-11

GRESHAM, OR - May 1 (from Myrna Wierson) While the sprinters and long jumpers gradually warm up with the weather, middle distance runners continue to take advantage of all moods of mother nature...excellent midget division miles and half-miles (unfortunately on a curbless track again) were turned in by DAVID CICHOKI, CHRIS TAPANEN and GORDON RABING...among the girls, Spartan TC's PAM VASEY and DEBBIE KOFFEL joined their MULLIN clan teamed (now LISA getting in to the act)...many new, good hurdlers, such as Gresham's KIM KINDER and DAVE ALLEN

Submitted by MYRNA WIERSON



Ten year-old TERRY MULLIN leads her teammate DEBBIE KOFFEL in the mile.

/Barlow High School (all-weather track, no curb); Weather - sunny, warm, no measurable wind; Teams - 13/

Bantam Boys (born 1966 & later)  
 100-Richardson 12.7, Sagan 12.9; 220-Sagan 29.0, Vaughan (Gr) 30.9; 440-Kevin McCullough (Sp) 74.8; 880-Gilland 2:38.7, J.D. Vetsch (Sp) 2:46.8; HJ-Akeson 4-1, May 3-11, Richardson 3-9; LJ-Richardson 12-10½, Tim Stromme (Por) 11-8½; 6#SP-Clark Jordan (Gr) 21-10½, Vaughan 20-4; 4x110Re-Gresham 61.4

Midget Boys (born 1964-65)  
 100-LaFlamme 12.2, Alf Spears (ARR) 12.2, Brad Bailey (ARR) 12.3; 220-Bailey 27.1; 440-Cook (Gr) 67.4; 880-Rabing 2:27.4, McGuirk 2:28.5, Tapanen 2:30.6; Mi-Cichoke 5:11.7, Tapanen 5:11.9, Rabing 5:20.6; 70LH-Bates 10.5, Watts 10.8, Ferguson 10.9, Jarrett 11.2, Cook 11.5, Dale Lomicky 11.5;

HJ-Bates 5-0, Jarrett 4-6, Ferguson 4-6, Rodney Daron (Columbia Gorge TC) 4-4; LJ-Bates 15-7½, Spears 14-6½; 6#SP-Bradley 31-11, Ames 29-7, David Johnson 29-0; 4x110Re-ARR 57.4, Scappoose TC 58.8

Youth Boys (born 1962-63)  
 100/220-Carbajal 10.4/23.2, Eric Brown 11.0/25.5; 440-Pat Brand (TC) 59.9; 880/Mi-Greg Ridgley (Por) 2:31.4/5:31.6; 2Mi-Dan Mazo (TC) 11:20.9; 70LH-Allen 9.6; HJ-Ted Campbell 4-11½; 8#SP-John Water (ST) 36-6½; DT/1.0kg-Ken Vance 93-4; Re-TC 52.1

Intermediate Boys (born 1960-61)  
 100/440-John Van Vessel 10.4/58.0; 220/LJ-Coone 24.1/17-11½; 70LH/HJ-Keizur 9.1/5-11; 880/Mi-Mike Clapp 2:13.4/4:55.7

Bantam Girls (born 1966 & later)  
 100-Tamiko Monroe (Por) 13.4; 220/LJ-Camp 31.6/12-1 440-Julie Mullin 70.1, Camp 73.4; 880-Chapman 2:48.5; HJ-Jacobs 3-10; BBT-Cara Stinger (Sp) 115-8; 4x110Re-Spartan TC 63.9

Midget Girls (born 1964-65)  
 100/LJ-DeGallier 12.7/13-5; 220-Kris Mainor (TC) 29.4; 880-Vasey 2:29.5, Lisa Mullin (Sp) 2:34.7; Mi-Terry Mullin (Sp) 5:25.7, Koffel 5:26.3; 50LH-Kim Kinder (Gr) 8.4, Katie Taylor (Gr) 9.0; HJ-Harding 4-7½, Lund 4-7½, Bramble 4-4; 6#SP-McDonald 28-10, Kinder 28-1; BBT-Lund 167-4

Youth Girls (born 1962-63)  
 100/220-Neuville 11.8/27.4; 440/Mi-Nevis 64.6/5:22.6; 880/80mLH-Wierson 2:21.7/13.0; HJ-Strickland 5-0; 6#SP/DT-Sipher 32-5/77-5

Photo/DALE SWANSON




KATIE MOUNTAIN crosses finish line of 880 in all-time Oregon State High School best of 2:14.2

# HOW THEY TRAIN

by Fred Wilt

2ND EDITION



## VOLUME I: MIDDLE DISTANCES

Details the actual training methods of and national class runners. Covers the 880 and mile, including Wottle, Winzenried, Keino, Landy, Jazy, Bannister, and more...

128 Pages - Illustrated - Paperback..... \$3.00

## VOLUME II: LONG DISTANCES

This volume covers competition from two miles up. It details the training program of the best - both past greats and current standouts. It includes Shorter, Hill, Puttemans, Clarke, Prefontaine, and many more...

128 Pages - Illustrated - Paperback..... \$3.00

## VOLUME III: SPRINTING AND HURDLING

Valuable lessons for sprinters and hurdlers. Detailed information on the training programs of champions, plus advice on using it. It includes close-ups of Borzov, John Smith, Ralph Mann, Dave Hemmery, and many more...

96 Pages - Illustrated - Paperback..... \$3.00

ORDER FROM  
 STARTING LINE  
 MAGAZINE

## RUN RUN RUN

Edited by FRED WILT

Perhaps the most useful and informative book about running training ever published. 30 Chapters on all training methods, theory, tactics, warm-up, etc... from sprints to marathon. This book has been a best seller to athletes for years.

281 Pages - Paperback..... \$3.95



## YOGA AND THE ATHLETE

by IAN JACKSON

Yoga has much to teach athletes about flexibility and sensitivity. Yoga helps you develop a more limber, supple and efficient body. This book affords a unique, personal insight into Yoga and is written with a special understanding and needs of the performing athlete. The practical information on the specialized field of Yoga for athletes, makes this entertaining and instructive reading.



96 Pages - Illustrated - Paperback..... \$2.50

ADD 30¢ PER BOOK FOR POSTAGE & HANDLING

**SANTA BARBARA GIRLS RELAYS**


SANTA BARBARA, CA - Apr 4 (from Jim Harvey) Three all-time national age group bests and a host of other top marks were recorded in the fourth annual relay-fest...SUSAN RAY became the first age group girl to shove the six pound shot fifty feet (she reached that zenith exactly)... the Southern California Cheetahs turned an unexcelled youth division 880 medley relay (220-110-110-440) in 1:48.9, then zipped to a 49.9 4x110 in the same age group...

The Cheetahs also recorded the fastest bantam 440 relay ever (58.4) and topped off the day with a hard-fought 54.4 mid-gent division one lapper...long jumpers went wild, led by JOYCE BOWIE's 17'7½ (no wind available) /Santa Barbara CC (crushed brick track); Weather - sunny, 70°; Teams - 20; Competitors - 400; Host - Santa Barbara Sandpipers/

**Bantam Girls** (born 1966 & later)  
4x110Re-So Calif Cheetahs 58.5, Santa Barbara Sandpipers 60.5; 4x440Re-Long Beach Comets 5:02.0; 880MedRe-SCC 2:03.7, LBC 2:03.8; 4x880Re-SCC 11:09.6, Blue Angels 11:13.2, Rialto Road Runners 11:39.2, Maturango Milers 11:47.4; 3x440Re-BA 6:49.1; 3xHJ-SCC 10-2 (Barbara Wilson 3-7½), StBS 10-0½; 3xLJ-StBS 38-9½ (Cheryl Lindberg 13-2½, Ingrid Jindra 13-1), LBC 37-11½ (Erica Peterson 13-5½), Paulette Willis 13-3; 3xBBT-StBS 322-5 (Dianne Leslie 128-4), SCC 318-9 (Karen Knight 122-10)

**Midget Girls** (born 1964-65)  
4x110Re/880MedRe-SCC 54.4/2:00.7, Pasadena Rosebuds 54.5, LBC 55.0/2:00.9, StBS 55.6; 4x440Re-LBC 4:22.5, SCC 4:24.6; 4x880Re-BA 10:14.4, RRR 10:16.4 3x50LHRe-StBS 26.9, BA 27.3; 3x440WRe-RRR 6:07.0; 3xHJ-StBS 12-8 (Janice Bowie 4-6, Jean Faust 4-2); 3xLJ-StBS 43-3½ (Dana Dahlke 15-6, Meredith Eskin 14-5½), LBC 40-8 (Geri Golden 14-9, Lisa Stary 14-8½) RRR 40-2 (Tracy Keverline 14-2½); 3x6#SP-StBS 65-9½ 3xBBT-StBS 411-8 (Suzanne Piske 156-11), Ojai Valley TC 353-4 (Marcy Parks 166-0)

**Youth Girls** (born 1962-63)  
4x110Re/880MedRe-SCC 49.9/1:48.9, LBC 50.4/1:53.0, Patriots-USA 50.8/1:50.9; 4x440Re-LBC 4:05.1, SCC 4:06.7, BA 4:09.6; DistMedRe-BA 12:58.6; 3x80mLHRe-BA 44.8; 3x440WRe-BA 5:58.5; 3xHJ-BA 14-6 (Jill Gillingham 5-0, Susie Ray 4-10), StBS 13-10; 3xLJ-StBS 48-1½ (Joyce Bowie 17-7½), Pat 45-8½, Quad Cities Cobras 45-0½; 3x6#SP-BA 115-8½ (Ray 50-0, Kerry Cerda 32-10½, Nancy Rowell 32-10), SCC 94-6½ (Barrie Greer 38-5, Anderson 33-10½)...Anaheim Atoms (Rosario Ramos 33-4½); 3xDT/3xJT-SCC 231-4/237-7 (Barrie Greer 101-3/97-5)



SUSIE RAY

**DIABLO VALLEY BOYS "INVITATIONAL"**

PLEASANT HILL, CA - Apr 24 (from Gary Santos) Nowhere does boys age group competition have more depth than northern California...this meet was another case in point...seven 10-11,s long jumped more than 14'7"...six bantam (9-under) high jumpers cleared 3'10", while nine 4x110 relay teams ran faster than 62 seconds in the same division...jumpers were generally hot...BENNY SELLS, just 14, cleared 6'0" and triple jumped well...BOB BUTWELL was excellent in youth division weights /Diablo Valley College(all-weather track) Weather - 76° and clear, negative winds; Teams - 19; Competitors - 468/

|  |   |
|--|---|
| <b>Boys 7-Under</b> 50/100-<br>Scott Sutter (Sparta TC) 7.4/14.5; 440-Guerin Myall (Salinas Valley TC) 78.3; Mi-Gregg Scattini (SV) 5:57.8, Myall 6:12 | <b>880 yard Run</b><br>Chuck Haggard,VM 2:40.6<br>Greg Scattini,SV 2:44.4<br>Brian Scattini,SV 2:46.7   |
| <b>Bantam Boys</b> (born 1966-)<br>50 yard Dash<br>Erik King,VM 6.9<br>Bill Stanbarry,BEB 7.0<br>Doug Ownbey,CY 7.0                                    | <b>One mile Run</b><br>Marty Munn,SV 5:37.4<br>Brian Scattini,SV 5:48.2   |
| <b>100 yard Dash</b><br>Stanbarry,BEB(12.7h) 12.8<br>Gary Shirley,HH 13.1<br>Kevin Brown,RS 13.1<br>Desmond Augusta,BEB,13.1<br>Erik King,VM 13.1      | <b>880 yard Walk</b><br>Mark Ibrahim,Arw 4:40.0<br>A.J. Grossman,Arw 4:41.0   |
| <b>220 yard Dash</b><br>Clarence Brown,RS 30.0<br>Gary Shirley, HH 30.4<br>Peter Krulevitch,Arw 31.4<br>Doug Ownbey,CY 30.8                            | <b>High Jump</b><br>Chuck Haggard,VM 4-4½<br>4-0<br>Virgil Robinson,EY 4-0<br>Jim Gash,VM 3-10<br>John Gash,VM 3-10<br>Kevin Sanchez,Arw 3-10   |
| <b>440 yard Dash</b><br>Clarence Brown,RS 68.9<br>Marty Munn,SV 70.3<br>Matt Nelson,SV 70.8<br>Chuck Haggard,VM 71.4<br>Bill Lull,Arw 71.9             | <b>Long Jump</b><br>Scott Squire,Napa 13-10<br>Jim Palmisano,Arw 12-9½<br>Marty Munn,SV 12-7½<br>David Keating,SV 12-6½<br>P. Krulevitch,Arw 12-6<br>Dan Lekander,SV 12-5½<br>Keith DeBrine,RCF 12-4½ |
|  | <b>4 x 110 yard Relay</b><br>Herbert Hoover BC 58.8<br>Richmond Striders 59.2<br>Salinas Valley TC 59.5<br>Berkeley East Bay 60.9<br>Valley of the Moon 61.0  |

|   |
|---|
| Eastside Youth AC 61.4<br>Cupertino Yearlings 61.4<br>Arrow TC 61.5<br>Napa TC 61.6 |
|---|

**100 yard Dash**

|  |
|--|
| Bill Shirley,HH 11.7<br>Tim Peoples,EY 11.8<br>Deante Topps,HH 12.1<br>Kevin Gatrell,DV 12.2 |
|--|

|  |
|--|
| <b>220 yard Dash</b><br>Charles Brown,RS 27.8<br>Deante Topps,HH 28.0<br>Tim Peoples,EY 28.3<br>Bill Shirley,HH 28.4<br>Sheldon Griffith,CY 28.5 |
|--|

|   |
|---|
| <b>440 yard Dash</b><br>Deante Topps,HH 63.7<br>Samuel Williams,RS 64.6<br>Mark Ownbey,CY 65.0<br>Jeff Rossman,Arw 65.6 |
|---|

|  |
|--|
| <b>880 yard Run</b><br>A. Sakelarios,RCF 2:30.2<br>Bobby Cambron,RCF 2:34.8<br>Steve Castro,Arw 2:35.4 |
|--|

|   |
|---|
| <b>One mile Run</b><br>Brian Bergstrom,A 5:30.7<br>Paul Stephens,DV 5:40.3<br>Bobby Brogan,Arw 5:41.8 |
|---|

|  |
|--|
| <b>Two mile Run</b><br>Dave McFadden,WS 11:35.0<br>A. Sakelarios,RC 11:35.6<br>Jim Chaney,DV 11:56.3<br>Brian Kovacs,Arw 11:56.8 |
|--|

|   |
|---|
| <b>70 yard Low Hurdles</b><br>Eric Carlson,CY 10.9<br>David Babiny,RS 11.3<br>Steve Pardini,VM 11.4<br>Terry Williams,SPablo .4 |
|---|

|  |
|--|
| <b>880 yard Walk</b><br>David Smathers,Ar 4:04.0<br>Richard Vasquez,SV :22.0 |
|--|

|   |
|---|
| <b>High Jump</b><br>Brad Riel,DV 4-11<br>Craig McMillan,VM 4-10<br>Steve Pardini,VM 4-9 |
|---|

|   |
|---|
| <b>Long Jump</b><br>Andy S,the,Sparta 16-8<br>Brad Riel,DV 16-4<br>Jeff Rossman,Arw 15-10<br>David Lekander,SV 15-9<br>John Latting,DV 15-3<br>Jerry Croxdale,Na 14-10½ |
|---|

|   |
|---|
| <b>Triple Jump</b><br>Jeff Rossman,Arw 32-2½<br>Brad Riel,DV 31-8½<br>John Latting,DV 30-5<br>Eric Carlson,CY 30-4½<br>David Augustus,Nap 29-0½ |
|---|

|   |
|---|
| <b>Shot Put (6 pound)</b><br>Jerry Croxdale,Na 40-4<br>Tim Keown,Napa 33-5<br>Kenneth Jones,HH 29-0½<br>Eric Venable,CY 28-6½ |
|---|

|   |
|---|
| <b>4 x 110 yard Relay</b><br>Eastside Youth AC 54.1<br>Herbert Hoover BC 54.3<br>Richmond Striders 55.2<br>Diablo Valley T&C 55.2 |
|---|

|  |
|--|
| <b>4 x 440 yard Relay</b><br>Arrow TC 4:31.9<br>Richmond Striders 4:32.6 |
|--|

|  |
|--|
| <b>70 yard Low Hurdles</b><br>Wendell Sells,SV 9.5<br>Benny Sells,SV 9.6<br>Charlie Perner,CY 10.0<br>J.Flannery,SV(10.0h)10.2<br>R.Johnson,Arw(10.2h)10.4 |
|--|

|  |
|--|
| <b>880 yard Walk</b><br>Nick Sakelarios,RCF 3:49<br>Charlie Lewis,Arw 3:50 |
|--|

|   |
|---|
| <b>High Jump</b><br>Benny Sells,SV 6-0<br>Wendell Sells,SV 5-2<br>Alan Green,SV 5-1<br>Kirk Snoeberger,CY 5-1 |
|---|

|   |
|---|
| <b>Long Jump</b><br>Leonard Robinson,E 17-6½<br>Reid Johnson,Arw 17-4<br>John Flannery,SV 17-1<br>David Oliver,HH 16-11 |
|---|

|   |
|---|
| <b>Triple Jump</b><br>Benny Sells,SV 38-4½<br>Len Robinson,EY 36-5<br>David Oliver,HH 34-0<br>Victor Torres,EY 33-11½ |
|---|

|  |
|--|
| <b>Shot Put (8 pound)</b><br>Bob Butwell,CY 41-4<br>Russ Robinson,BL 37-11½<br>Dave Cowell,Arw 37-3½ |
|--|

|   |
|---|
| <b>Discus Throw (1.0 kg)</b><br>Bob Butwell,CY 113-11<br>Russ Robinson,BL 109-1<br>Steve Koehler,BlJH 99-7<br>R.Robinson,BlachJH 97-1 |
|---|

|  |
|--|
| <b>4x110 Relay/4x440 Relay</b><br>Richmond Str 48.8/3:58.8<br>Salinas Vly 50.5/4:02.3<br>Eastside Y 50.5 |
|--|

**TRI-COUNTIES GIRLS TRACK LEAGUE**


SANTA BARBARA, CA - Apr 3 (from Jim Harvey) Excellent competition in the 10-11 high jump saw BRENDA BEATTY edging MEGAN McALLISTER on misses with four girls over 4-4

**Girls 9-Under**  
100/220-Cheryl Lindberg (Santa Barbara Sandpipers) 13.3/32.4; 440-Andrea Wyle (Ventura GTC) 74.5; LJ-Ingrid Jindra (StBS) 12-1½; BBT-Dianne Leslie (StBS) 132-10; 4x110Re-StB Sandpipers 62.3

**Girls 10-11**  
100/220-Beth Goodman (StBS) 12.5/30.0; 880-Doma Gould (StBS) 2:36.3; Mi-Rebecca Engelman (Oxnard TC) 5:32.7; 50LH-Dana Dahlke (StBS) 8.1, Shirley Masi (StBS) 8.8, Tricia Preetley (Ojai Valley TC) 8.9; HJ-Brenda Beatty (Ven) 4-9, Megan McAllister (Oj) 4-9, Jeanne Faust (StBS) 4-4, Gould 4-4, Janice Bowie (StBS) 4-4; LJ-Jennifer Mead (StBS) 14-11, Dahlke 14-8; 6#SP-McAllister 26-6

**Girls 12-13**  
80mLH-Judi Smith (Oj) 13.5; HJ-Laurie Carroll (SB) 4-10; LJ-Joyce Bowie (SB) 16-6; DT-Tawny Singleton (Oj) 91-4

(CONTINUED ON PAGE 22)



# 25 YEARS RUNNING

## Track & Field News Leads The Pack

For over 25 years, we've served the track community: the leader in book and periodical publishing, track merchandise and accessories.

**1** The Olympics are just around the corner and you can count on TRACK & FIELD NEWS to keep you posted on what's happening during the build-up to Montreal—in men's track in the US and worldwide, women's track, seniors' track, cross country, indoor track, road racing, the preps, etc. With interviews and profiles and action photos every issue. Monthly. \$11.00 a year. Write for a sample issue. New subscribers: you can have a FREE copy of our new book OLYMPIC TRACK & FIELD (a \$2.50 value). Must be claimed with order.

**2** Track & Field News offers a line of t-shirts for track people and runners. Eight great shirts: 1) USA; 2) RunRunRun cartoon shirt; 3) Moscow 80; 4) Track & Field News logo; 5) Comic jogger; 6) adidas shirt; 7) Keep on Trackin' cartoon shirt; 8) Road Runner cartoon shirt. 1)-5) are on white shirts with colored trim; 6)-8) are on colored shirts. Sizes: S, M, L, XL. All shirts are \$4.50, plus 50¢ postage per shirt.

**USA**

**TRACK & FIELD NEWS**



**RUN RUN RUN**

**3** Is there anyone who still hasn't seen an electronic digital stopwatch? These fabulous timers have come of age, and considering accuracy, readability and reliability—and now price!—they make mechanical stopwatches obsolete. We carry several models, including the Tempo 2 (\$39.95) and the Cronus 3 (\$59.95). Write for descriptive folder and comparison sheet.



**4** Our jumbo track posters are very popular with fans, athletes and coaches. Rick Wohlhuter, Ben Jipcho, Steve Prefontaine, Frank Shorter, Steve Williams, Dwight Stones, Tony Waldrop, Jim Ryun/Kip Keino, Dave Wottle—9 posters, all full color, \$2.50 each. Add 50¢ postage for first poster, 25¢ ea. addl. poster.

**5** Our Montreal 76 Olympic tour is sold out, but a waiting list has been established... write for information. Over 600 have signed up already for our Moscow 80 Olympic tour. Write for details. We'll also have a tour to the Commonwealth Games in Edmonton, Canada in 1978. Info not available until 1977.

**6** Track films and film loops for technique study, most taken at the 1972 Olympic Games. New cartridge films and hand-held projector give you unequalled on-the-field coaching aids.

**7** T&FN is still the foremost publisher of books on track and field. Recent titles are *The Little Red Book* (with Metric Conversion Tables and a goldmine of information on the sport), \$2.95; *Corbitt* (story of Ted Corbitt, pioneer long distance runner), \$3.95; and *High School Track 1976*, (avail. 1/76), \$1.50. Write for complete book-list.



**8** Coaches: keep up with the latest in technique and training. Read *Track Technique*, the Quarterly Review of Track and Field Athletics. Emphasis is given to easy-to-follow, immediately applicable material for your day-to-day coaching needs. \$5 a year. \$12 for three years.

California residents add 6% sales tax to all orders except subscriptions.

Write for our complete catalog of books, films, periodicals, jewelry, tours, and other track and field equipment and merchandise.

**TRACK & FIELD NEWS, BOX 296,  
LOS ALTOS, CALIFORNIA 94022**

# MIDWESTERN STATES

## AREA CONTRIBUTORS

CHARLES CASSMEYER



### KIRKWOOD "INVITATIONAL"

KIRKWOOD, MO - May 16 (from Charles Cassmeyer) For the boys it may have been the top competitive age group meet ever in the Missouri Valley...KEN MERSHON and JOSE WARD, both 9, were super in bantam sprints...distance runner DOUG KINGSLEY, 10, wasn't too shabby in the same group...versatile DAVID STICKLER, 11, excelled (along with many others) in the 10-11 division...DAVID EGNER was impressive the youth (12-13) class

Outstanding individual marks among the girls belonged to hurdlers RHONDA BRADY and DEVLIN STAMPS...the latter streaked to the quickest ever 80 meter barrier time for a 12 year-old...fierce battles occurred among the 10-11 girl distance runners /Teams - 21; Athletes - 700+/

#### Bantam Boys (born 1966-)

|                       |      |
|-----------------------|------|
| 100 meter Dash        |      |
| Kenton Mershon, RK    | 13.8 |
| Jose Ward, E St Louis | .9   |
| Charles Everett, ESL  | 14.4 |

|                      |      |
|----------------------|------|
| 200 meter Dash       |      |
| Jose Ward, ESL       | 28.2 |
| Ronnie Hawkins, ESL  | 28.7 |
| Dar. McDonald, NwCoY | 29.2 |
| Jerry Elliott, Ind   | 29.8 |
| Mike Evans, Ind'pnce | 30.5 |
| Charles Everett, ESL | 30.5 |

|                    |      |
|--------------------|------|
| 400 meter Dash     |      |
| Kenton Mershon, RK | 66.0 |
| Jerry Elliott, Ind | 68.0 |
| A. Garvin, ESL     | 70.2 |

|                    |        |
|--------------------|--------|
| 800 meter Run      |        |
| Doug Kingsley, Ind | 2:35.2 |
| Chas. LeNelle, RK  | 2:44.8 |
| Bobby Devine, Flor | 2:46.0 |
| A. Garvin, ESL     | 2:46.9 |
| Rusty Powlas, Sunf | 2:47.9 |

|                      |        |
|----------------------|--------|
| 1500 meter Run       |        |
| Doug Kingsley, Ind   | 5:11.0 |
| Bobby Devine, Flor   | 5:24.5 |
| Rusty Powlas, Sunf   | 5:28.2 |
| Willie Drake, RK     | 5:34.6 |
| John Peterson, Flor  | :39.0  |
| Bob Lanigan, PrStStr | 43.4   |

|                          |           |
|--------------------------|-----------|
| Long Jump                |           |
| Ronnie Hawkins, RK       | 12-10 1/2 |
| D. Pengrass, ESL         | 12- 6 1/2 |
| David Knes, NwCoY        | 12- 1     |
| Sterling Hayden, RK11-11 |           |
| David Jackson, RK        | 11-10 1/2 |

|                   |        |
|-------------------|--------|
| Baseball Throw    |        |
| Willie Drake, RK  | 161- 4 |
| D. Pengrass, ESL  | 146-10 |
| Kevin Sallas, Ind | 146- 3 |
| David Kargel      | 135- 6 |

|                          |      |
|--------------------------|------|
| Midget Boys (b. 1964-65) |      |
| 100 meter Dash           |      |
| Steve Smith, KC NoSt     | 13.5 |
| Ronald Williams, Ind     | 13.5 |
| John Anderson, Blues     | 13.6 |

|                      |      |
|----------------------|------|
| 200 meter Dash       |      |
| Flip Humphrey        | 26.9 |
| Steve Smith, KCNS    | 27.2 |
| Gregory Russell, RK  | 27.4 |
| K. Hoolman, RK       | 27.5 |
| Eric Clark, Blues    | 27.5 |
| Bryan Long, Chi Zeph | 28.1 |
| 400 meter Dash       |      |
| Jonathan Green, Bl   | 61.2 |
| Kevin Holman, RK     | 63.4 |
| Antoine Thomas, RK   | 64.3 |
| Curtis Brown, Blues  | 65.4 |

|                    |        |
|--------------------|--------|
| 800 meter Run      |        |
| Erin Moore, RK     | 2:35.1 |
| Rick Waggener, Ind | 2:35.4 |
| Chris Hollway, RK  | 2:35.5 |

|                   |        |
|-------------------|--------|
| 1500 meter Run    |        |
| Scott Phelps, Ind | 5:02.4 |
| Erin Moore, RK    | 5:02.7 |
| Danny Buss, Flor  | 5:09.8 |

|                      |      |
|----------------------|------|
| High Jump            |      |
| David Stickler, Ind  | 4-10 |
| Mike Robertson, SEMO | 4- 8 |
| Jeff Porter, Ind     | 4- 6 |
| Rick Waggener, Ind   | 4- 4 |

|                              |          |
|------------------------------|----------|
| Long Jump                    |          |
| Steve Smith, KCNS            | 15-0     |
| Flip Humphrey, Sol           | 14-8     |
| Steve Giarraputo, Inl4-2 1/2 |          |
| Gregory Russell, RK          | 14-2 1/2 |

|                     |       |
|---------------------|-------|
| Baseball Throw      |       |
| David Stickler, Ind | 195-5 |

|                      |     |
|----------------------|-----|
| 50 yard Low Hurdles  |     |
| Dave Cooper, RK      | 8.4 |
| Kevin Houston, RK    | 8.4 |
| Darren Liston, Sunfl | 8.9 |

|                       |        |
|-----------------------|--------|
| 880 yard Medley Relay |        |
| Blues TC              | 4:39.5 |
| Royal Knights         | 4:41.7 |

#### Youth Boys (b. 1962-63)

|                      |      |
|----------------------|------|
| 100 meter Dash       |      |
| Kevin Lemon, RK      | 11.7 |
| Terry Seaines, Blues | 11.8 |
| James Knight, CZ     | 12.0 |

|                      |      |
|----------------------|------|
| 200 meter Dash       |      |
| Terry Seaines, Blues | 23.6 |
| David Egner, Blues   | 24.0 |
| James Knight, CZ     | 24.0 |
| A. McWhorter, ESL    | 25.0 |
| Willie Harris, SEMO  | 25.2 |
| Antoine Grayson, CZ  | 25.2 |

#### Intermediate Boys (born 1960-61)

|                                  |                       |                             |                             |                                       |          |
|----------------------------------|-----------------------|-----------------------------|-----------------------------|---------------------------------------|----------|
| 200m...2-Carl Black (age 14, Bl) | 23.2, Fred Burns (Bl) | 23.3; 400m-R.Mitch (14, RK) | 53.9, Jewell Heggs (14, Bl) | 54.2; HJ/LJ...2/2 Joe Thomas (14, Bl) | 19-1/5-6 |
|----------------------------------|-----------------------|-----------------------------|-----------------------------|---------------------------------------|----------|

#### Bantam Girls (born 1966 & later)

|   |                            |                        |  |                                |                               |                           |        |
|---|----------------------------|------------------------|--|--------------------------------|-------------------------------|---------------------------|--------|
| 100m-Monica Williams (Mayor Hatcher TF) | 14.9; 200m-Lora Davis (RK) | 29.6, Janae Owens (RK) | 30.0, Williams 30.4; 400m-Francine Baum (Kirkwood WTC) | 70.9, Williams 71.3; 800m-Baum | 2:43.9; 1500m-Amy Clark (Kwd) | 5:56.0; 880medRe-Kirkwood | 4:48.2 |
|---|----------------------------|------------------------|--|--------------------------------|-------------------------------|---------------------------|--------|

#### Midget Girls (born 1964-65)

|  |  |   |                                 |                             |                             |                                       |                                  |   |                                   |   |   |                             |                                    |                                |                           |        |
|--|--|---|---------------------------------|-----------------------------|-----------------------------|---------------------------------------|----------------------------------|---|-----------------------------------|---|---|-----------------------------|------------------------------------|--------------------------------|---------------------------|--------|
| 100m/200m-Pam King (Kansas City North Stars) | 13.6/27.7, Rhonda Greenfield (Independence TC) | 13.8, Renee Hicks (Northwest County YMCA) | 13.9/28.0, Ravenda Johnson (MI) | 28.5; 400m-Cyd Thomas (NWY) | 64.8, Karla Chrostan (SEMO) | 65.4; 800m/1500m-Chris Ridenour (Kwd) | 2:32.9/5:02.4, Kathy Riggs (Kwd) | 2:33.3/5:13.0 Andria Collins (Prairie State Striders) | 2:34.5/5:02.5 Sue Zuroweste (Kwd) | 2:35.2/5:19.2; 50LH/HJ-Jenny Porter (Ind) | 8.7/4-4; LJ-Cheri Geier (Peoria Pacettes) | 13-6; BBT-Rena Brown (SEMO) | 171-2; 1500mW-Leslie Hearnes (Kwd) | 9:35.3, Kristy Cassmeyer (Kwd) | 9:35.8; 880medRe-Kirkwood | 4:48.2 |
|--|--|---|---------------------------------|-----------------------------|-----------------------------|---------------------------------------|----------------------------------|---|-----------------------------------|---|---|-----------------------------|------------------------------------|--------------------------------|---------------------------|--------|

#### Youth Girls (born 1962-63)

|                       |                            |                       |   |              |                    |                |                        |                              |                        |                  |       |
|-----------------------|----------------------------|-----------------------|---|--------------|--------------------|----------------|------------------------|------------------------------|------------------------|------------------|-------|
| 100m-Tara Mastin (Bl) | 12.7, Jean Dufresne (KCNS) | 12.9 Debra Small (RK) | 12.9; 200m-Moneatha Clark (No Memphis TC) | 24.6, Mastin | 25.5, P.Avery (NM) | 25.6, Dufresne | 26.0, Donna Davis (RK) | 26.2; 400m-Pat Collins (PSS) | 58.9, Debra White (RK) | 60.5; 4x110Re-RK | 52.0; |
|-----------------------|----------------------------|-----------------------|---|--------------|--------------------|----------------|------------------------|------------------------------|------------------------|------------------|-------|

|                              |                          |                               |                               |  |                          |                                     |                               |   |            |                            |                         |                                     |                                      |        |
|------------------------------|--------------------------|-------------------------------|-------------------------------|--|--------------------------|-------------------------------------|-------------------------------|---|------------|----------------------------|-------------------------|-------------------------------------|--------------------------------------|--------|
| 800m/1500m-Sloan Burton (NM) | 2:21.4/4:49.3, P.Collins | 2:21.8, Heather Hearnes (Kwd) | 2:24.4/4:54.2, Ann Henry (PP) | 2:26.1; 800mLH-Devlin Stamps (E Saint Louis CTC) | 11.7, Ervette Moore (RK) | 13.1, Terri Ahart (Cougar Striders) | 13.3; 1500mW-Judy Cychol (PP) | 8:35.7; HJ-Mary Swenson (Fox Valley Striders) | 5-3, Ahart | 5-0, Angie Zimmerman (Ind) | 4-10; LJ-Ann Clegg (PP) | 15-4 1/2; 6#SP-Penny Waggener (Ind) | 33-7 1/2; 880 medRe-North Memphis TC | 4:22.1 |
|------------------------------|--------------------------|-------------------------------|-------------------------------|--|--------------------------|-------------------------------------|-------------------------------|---|------------|----------------------------|-------------------------|-------------------------------------|--------------------------------------|--------|

#### Junior Women (born 1957 & later)

|                        |                          |                               |                                  |                    |                           |               |                   |                                       |                                   |                                       |                         |                        |                          |                |  |                                |                         |     |
|------------------------|--------------------------|-------------------------------|----------------------------------|--------------------|---------------------------|---------------|-------------------|---------------------------------------|-----------------------------------|---------------------------------------|-------------------------|------------------------|--------------------------|----------------|--|--------------------------------|-------------------------|-----|
| 100m-Rhonda Brady (MI) | 11.8, Karen Hawkins (Bl) | 11.9 Jennie Gorham (14, KCNS) | 11.9...6-Sheryl Pernell (14, NM) | 12.0; 200m-Hawkins | 24.5, Sheila Calmese (RK) | 24.6, Pernell | 25.0; 400m-Gorham | 56.2; 800m/1500m-Tania Wells (14, NM) | 2:18.9/4:35.0, Cindy Graham (Ind) | 2:20.5/4:52.8, Glenda Valley (14, NM) | 4:42.8; 100mH/33"-Brady | 13.7, Mary Smith (Kwd) | 14.4, Linda Weekly (Kwd) | 14.9; LJ-Smith | 18-11, Desiree Pritchett (Chicago Zephyrs) | 17-9 1/2; HJ-Judy Pollion (NM) | 5-2, Narco Roquans (CZ) | 5-2 |
|------------------------|--------------------------|-------------------------------|----------------------------------|--------------------|---------------------------|---------------|-------------------|---------------------------------------|-----------------------------------|---------------------------------------|-------------------------|------------------------|--------------------------|----------------|--|--------------------------------|-------------------------|-----|

|                     |      |
|---------------------|------|
| 400 meter Dash      |      |
| Willie Harris, SEMO | 57.3 |
| Andy Izatt, Flor    | 59.1 |

|                      |        |
|----------------------|--------|
| 800 meter Run        |        |
| John Bruker, CougS   | 2:13.8 |
| Kelly Moore, PeoriaP | 17.8   |
| Clint McDaniels, RK  | :18.1  |

|                     |        |
|---------------------|--------|
| 1500 meter Run      |        |
| Ronnie Hanson, KCN  | 4:41.5 |
| Ed Lamb, Cougar Str | :44.0  |
| Terry Pawter, Flor  | 4:48.5 |

|                       |      |
|-----------------------|------|
| 70 yard Low Hurdles   |      |
| Clinton McDaniels, RK | 9.6  |
| Parker Mallett, RK    | 9.7  |
| Victor Foster, Blues  | 9.9  |
| John Lacopo, Ind'ence | 9.9  |
| Darryl Brent, RK      | 10.0 |
| Todd Shaw, Cougar St  | 10.1 |

|                     |          |
|---------------------|----------|
| Long Jump           |          |
| Dave Egner, Blues   | 17-9 1/2 |
| James Gladney, SEMO | 17-2 1/2 |
| Jeffrey Mallett, RK | 17-1 1/2 |
| John Lacopo, CS     | 16-11    |

|                       |     |
|-----------------------|-----|
| High Jump             |     |
| Dave Egner, Blues     | 5-8 |
| Brad Opel, Cougar Str | 5-3 |
| Kelly Moore, Peoria P | 5-3 |
| Gary Kinder           | 5-3 |

|                     |          |
|---------------------|----------|
| Shot Put (8 pound)  |          |
| Willie Harris, SEMO | 38-9     |
| Joel Sense, PeoriaP | 36-2 1/2 |

|                    |      |
|--------------------|------|
| 4 x 110 yard Relay |      |
| Royal Knights      | 48.7 |
| Blues TC           | 50.0 |
| Chicago Zephyrs    | 50.0 |



GAIL OLSON, 15 year-old sophomore at Sycamore High School, IL, stunned the track & field world with a 7-foot high jump effort, becoming the youngest person to clear that height.

That leap changed his life forever, but it might be some time before Olson can handle the subtle pressures exuding from standing in the limelight.

And that's what his coach Gary Dinges worries about. Prior to his 7-foot effort, his best was 6-10 early in the season that was the state's best.

"Everything was perfect when Gail cleared 7 feet," said Dinges. "But everyone seem to expect more out of him than he may have. We're still only coun try folk, and I don't know how all this attention will affect Gail."

Coach Dinges was a distance runner in his youth and uses some of the techniques of distance running to help Olson, who runs two miles every day.

Distance running, Dinges maintains, pumps more blood to the muscles that propel the jumper over the bar. "It works," he adds with a smile. "We really can't break it down systematically, but our high jumpers get better lift and explosion."

Olson, a 6-4, 170-pounder also plays basketball and is on a rigorous weight training program all year around. "Maybe that also helps Gail," said the coach. "We just don't know enough about the high jump to figure out how it works".

What Dinges understand well is the forces that will adversely affect Olson. "I know there is no way to avoid it, but I am worried how he will take all the pressures that are sure to build up."

"I really don't know all the reasons for Gail's success, but he certainly is more mature physically. But what is success? If you could only put it in a pill and sell it, you could make a fortune".


# STARTING LINE CALENDAR

## JULY

- 2-3 SOUTHEASTERN JR OLYMPICS, Memphis (TN) State U (Boys & Girls, Bant to Sr, T&F) Harold Buehler, 4052 Barron Ave, Memphis  
 3 CENTRAL JR OLYMPICS, No Illinois U, DeKalb (Boys, Bantam to Senior, T&F) Dave Miller, 1107 W Willow, Peoria, IL 61614  
 3 REGION 3 JUNIOR OLYMPICS, No Carolina St U, Raleigh (B&G, Int & Sr, T&F) Bob Baxter, 800 Purdue St, Raleigh, NC 27609  
 5&12 LOS ANGELES (CA) ALL-COMERS, Gardena HS (Boys & Girls, Elementary & up, Track & Field) Carl Brenner (213) 625-6581  
 6 GULF JUNIOR OLYMPICS, Houston, TX (Boys & Girls, Bantam to Junior, T&F) Robert Capers, 1914 Ebony, Houston, TX 77018  
 6&13 LOS ANGELES (CA) ALL-COMERS, Venice HS (Boys & Girls, Elementary & up, Track & Field) Carl Brenner (213) 625-6581  
 7&14 LOS ANGELES (CA) ALL-COMERS, Pierce College, Woodland Hills (B&G, Elementary & up, Track & Field) Carl Brenner  
 8 GULF JUNIOR OLYMPICS, Houston, TX (Boys & Girls, Intermediate & Senior, T&F) Robert Capers, 1914 Ebony, Houston, TX 77018  
 8 MEMPHIS (TN) DEVELOPMENT MEET, Fairgrounds Track (B&G, Bantam to Senior, T&F) Harold Buehler, 4052 Barron Ave, Memphis, TN  
 10 MIAMI (FL) "INVITATIONAL" (Boys & Girls, Bantam & up, Track & Field) Gary Brown, 10771 SW 148 Street, Richmond Heights, FL  
 10 CHICAGO (IL) ZEPHYRS "INVITATIONAL", Hanson Park (B&G, Bantam & up, T&F) Jane Dickens 210 N Justine Ave, Chicago, IL 60607  
 10 MICHIGAN AAU AGE GROUP CHAMPIONSHIPS, Detroit (Boys, Bantam & up, T&F) Woody Thomas, 1457 Burlingame, Detroit, MI 48203  
 10 REGION 7 JUNIOR OLYMPICS, MacAlester Coll, St Paul, MN (B&G, Int & Sr, T&F) Steve Albrechtson, 12919 5th Ave So, Burnsville  
 10 REGION 8 JUNIOR OLYMPICS, Poplar Bluff, MO (B&G, Int & Sr, T&F) Sam Giambelluca, 1020 Kendall Dr, Poplar Bluff, MO 93901  
 10-11 MICHIGAN AAU AGE GROUP CHAMPIONSHIPS, Davison (Girls, Bant & up, T&F) Bill Perry, 305 Genesee, Davison, MI 48453  
 10-11 NATIONAL JUNIOR OLYMPIC DECATHLON/PENTATHLON, Oak Park, IL (B&G, Int & Sr) Jane Dickens, 210 N Justine Ave, Chicago, IL  
 11 REGION 1 JUNIOR OLYMPICS, Brockport (NY) State Coll (B&G, Int & Sr, T&F) James Brown, 970 Baseline Rd, Grand Island, NY  
 15-18 PACIFIC JUNIOR OLYMPICS, Millbrae, CA (B&G, Bant to Sr, T&F & Pent/Dec) Robert Escobar, 800 El Camino Real, Millbrae, CA  
 15 MEMPHIS (TN) DEVELOPMENT MEET, Fairground Track (B&G, Bant & up, Track & Field) Harold Buehler, 4052 Barron Ave, Memphis  
 17 FLORIDA GOLD COAST JR OLYMPICS, Miami (Boys & Girls, Int & Sr, T&F) Eli Gagich, 10852 No Kendall Dr, #212, Miami, FL 33176  
 17 REGION 6 JUNIOR OLYMPICS, Cleveland, OH (B&G, Junior to Senior, T&F) Larry Siefert, 8280 Craigleigh Dr, Parma, OH 44129  
 17 STERLING (IL) "INVITATIONAL" (Boys & Girls, Bantam & up, T&F) Joe Twyman, PO Box 457, W LeFevre Road, Sterling, IL 61081  
 17 INLAND EMPIRE JUNIOR OLYMPICS, Spokane, WA (Girls, Bantam to Sr, T&F) Vernie Gmeiner, So 2016 Manito Pl, Spokane, WA  
 18 NEW MEXICO JUNIOR OLYMPICS, Roswell (Boys & Girls, Bant to Senior, T&F) Robert Dennis, 11 Sunshine, Roswell, NM 88201  
 19 LOS ANGELES (CA) ALL-COMERS, Gardena HS (Boys & Girls, Elementary & up, Track & Field) Carl Brenner (213) 625-6581  
 20 LOS ANGELES (CA) ALL-COMERS, Venice HS (Boys & Girls, Elementary & up, Track & Field) Carl Brenner (213) 625-6581  
 21 LOS ANGELES (CA) ALL-COMERS, Pierce Coll, Woodland Hills (B&G, Elementary & up, T&F) Carl Brenner (213) 625-6581  
 22 MEMPHIS (TN) DEVELOPMENT MEET, Fairgrounds Track (B&G, Bantam to Senior, T&F) Harold Buehler, 4052 Barron Ave, Memphis, TN  
 24 CENTRAL AAU AGE GROUP CHAMPIONSHIPS, Moline, IL (Boys, Bantam to Senior, T&F) Dale Wahlstrom, 2951 8th Street, Moline, IL  
 24 REGION 9 JUNIOR OLYMPICS, San Jacinto Coll, Houston, TX (B&G, Int & Senior, T&F) Robert Capers, 1914 Ebony, Houston, TX  
 24 INLAND EMPIRE JUNIOR OLYMPICS, Spokane, WA (Boys, Bantam to Senior, T&F) Vernie Gmeiner, So 2016 Manito Pl, Spokane, WA  
 30-31 SOUTHEASTERN AAU AGE GROUP CHAMPIONSHIPS, Memphis (TN) Fairgrounds (B&G, Bant & up, T&G) Harold Buehler, 4052 Barron, Memph  
 31 EAST COAST "INVITATIONAL", Fort Meade, MD (B&G, Bant & up, T&F) Charles Ryan 9300 Kenilworth Ave, Greenbelt, MD 20770  
 31 REGION 4 JUNIOR OLYMPICS, Miami, FL (B&G, Intermediate & Senior, T&F) George Zell, 9794 SW 12 Street, Miami, FL 33144  
 31 CENTRAL AAU AGE GROUP CHAMPIONSHIPS, Peoria, IL (Girls, Bantam & up, T&F) Dave Miller, 1107 W Willow, Peoria, IL 61614  
 31 REGION 12 JUNIOR OLYMPICS, E Washington St Coll, Cheney (B&G, Int & Sr, T&F) Bob Doty, N 7505 Country Homes Blvd, Spokane  
 31-1 REGION 10 JUNIOR OLYMPICS, Roswell, NM (B&G, Intermediate & Senior, T&F) Robert Dennis, 11 Sunshine, Roswell, NM 88201

## AUGUST

- 7 NATIONAL AAU JUNIOR MENS PENTATHLON, Kenmore, NY...Carl Roesch, 28 Burlington Ave, Buffalo, NY 14215  
 21-22 NATIONAL JUNIOR OLYMPIC CHAMPIONSHIPS, Memphis (TN) State U (B&G, Int/Sr, T&F) Harold Buehler, 4052 Barron Ave, Memphis, TN  
 29-4 EMPIRE TRACK & FIELD CAMP, North Bangor, NY (Girls) Beverly Griffin, RR 1, North Bangor, NY 12966




### FOOD FOR FITNESS

presents, for the first time in print, answers to the questions many athletes are asking about nutrition and its effects on their athletic careers.

A vast amount of research and personal experience has been sifted and presented here for the active sportsperson, or the person who just wants to perform better in daily life.

**Food for Fitness** deals with facts and fallacies on such controversial topics as: protein requirements, weight control, vegetarian diets, carbohydrate loading, the role of drugs, and performance-specific diets.

144 Pages - Illustrated - Paperback..... **\$2.95**



### ENCYCLOPEDIA OF ATHLETIC MEDICINE

Ed. by Dr. George Sheehan

The ENCYCLOPEDIA OF ATHLETIC MEDICINE looks at sports medicine from the runner's point of view, and is possibly one of the most important books of its kind. Chapters cover causes and prevention, structural problems (such as achilles tendon and shin splints), internal problems (stitches, dehydration, etc...) and recovery. In all, 41 problems are dealt with. This is the first book of its kind, specializing in the ailments of runners.

96 Pages - Illustrated - Paperback..... **\$1.95**

ORDER FROM:  
 STARTING LINE  
 P. O. BOX 878, RESEDA, CA 91335

NAME \_\_\_\_\_ DATE \_\_\_\_\_  
 ADDRESS \_\_\_\_\_  
 CITY \_\_\_\_\_ STATE \_\_\_\_\_ ZIP \_\_\_\_\_

Add 50¢ per book for postage, handling.  
 Calif. residents add 6% tax.

## NEXT ISSUE:

- COVERAGE OF BOYS AGE GROUP NATIONALS  
All the Highlights and results
- JUNIOR WOMEN & MEN NATIONAL CHAMPS
- GIRLS AGE GROUP CLASSIC - complete  
results and photo layout
- THE SEASON IS ON...

**STARTING LINE**  
P.O. Box 878  
Reseda, Calif 91335

Address Change Requested

**COMP**  
**RICHARD EDE** **XXXXX**  
**627 N. INDIAN HILL**  
**CLAREMONT, CA** **91711 (1)**

# THE STARS OF TOMORROW IN TODAY'S *STARTING LINE*



## THE TRACK & FIELD MAGAZINE FOR YOUNG ATHLETES BOYS AND GIRLS

### CALENDAR OF EVENTS

Schedules of Track, Race Walking and Long  
distance running events at all levels...

### RESULTS OF MEETS

In depth coverage of Championship and Novice  
competition...

### TRAINING TECHNIQUES

Training articles and Medical advice for the  
developing young athletes...

### HUMAN INTEREST AND FEATURE ARTICLES

Profiles and sketches of young athletes,  
their coaches and their teams...

### STATISTICAL LISTS & RANKINGS

National lists and rankings of best perfor-  
mances at the Junior track level...

READ ALL THE NEWS OF YOUR FAVORITE SPORT

ONLY \$5.00 FOR ONE YEAR'S SUBSCRIPTION  
\$9.00 FOR TWO YEARS AND \$12.00 FOR THREE

# SUBSCRIBE TODAY

NAME \_\_\_\_\_  
ADDRESS \_\_\_\_\_  
CITY \_\_\_\_\_  
STATE \_\_\_\_\_ ZIP \_\_\_\_\_

CLUB OR TEAM \_\_\_\_\_

ATHLETE \_\_\_\_\_

COACH \_\_\_\_\_

PARENT \_\_\_\_\_

OTHER \_\_\_\_\_

STARTING LINE P. O. BOX 878, RESEDA, CALIFORNIA 91335