

75¢




# STARTING LINE

TRACK & FIELD FOR YOUNG ATHLETES

OCTOBER / NOVEMBER 1972 VOL.2 NO.17

P. O. BOX 878, RESEDA, CALIFORNIA 91335



1



2

Olympic Games Reports  
Age-Group Lists



3



4

# FORUM

## From the Mail Box

### Re- AGE GROUPING DEBATE

Editors:

Anyone who studies it soon comes to the conclusion that the age-group program, as structured in the U.S., is not the best answer to competition for 13 and under girls; it is only the most expedient. There exists in the United States at the present time an unhealthy obsession with age. No matter how outstanding a mark a girl turns in, invariably her coach will emphasize her age, thus: "I've got a girl who has high jumped 5'8" and she's only 14". Of far more value would be the coach who was able to say: "I've got a girl who has high jumped 6'3½" and she's only 27".

The age-group program was set up originally to insure fair competition by making sure that 10 year olds did not have to compete against 13 year olds and so on. It was an attempt to even out the competition so that so that all competitors, regardless of age, would have a reasonably good chance of success in the sport. An unfortunate side effect was to foster the feeling that it was disgraceful to be beaten by someone younger.

Even at that, the age group program does not accomplish what it set out to do. It does not insure even competition in any sense of the word. A 13 year-old girl running a 5:04 mile and finishing 200 yards ahead of most of her competition is in a different race from the rest of the field. She certainly couldn't be inspired to greater efforts by such a lopsided margin of victory, nor could she inspire the others in the race to greater heights. If there were 1000 thirteen year-old girls in the U.S. this year who ran the 220, 900 of them probably ran something over 28.0 as a best. Should they be thrown in races with girls who run 24.3 (the National record) or even 25.3? Not if good competitive races are what you are trying to achieve.

It seems to me that a system of Class competition (where competitors are grouped by performance levels rather than age) would more closely approach the ideal of equal competition than the present system. It would allow girls to compete against other girls of her own athletic ability level (within reasonable limits) until she progressed to the point where she was able to compete with girls of a higher level. This would allow coaches to say: "I have a girl who competes in Class A and she's only 10 years old". It would also do away with National records as such because once you reached the limit in one class you would automatically proceed to the next level.

All of this sounds very unrealistic and foreign I know. I have toyed with a rough draft of such a system. If a few coaches and parents and athletes would lie about their age under the present system, imagine what they could do with a class system. The communication and administrative set-up on the National level (or local for that matter) is not equipped at the present time to handle the volume of statistics necessary to make such a system work.

Floyd Highfill  
Coach, Albuquerque Olympettes  
Albuquerque, New Mexico

(Editors Note: "Ability classification" is practiced in age group swimming. One of the problems in such a system is indicated by the following letter which has been excerpted from the Los Angeles Times.)

Our experience has been that "novice" swim meets bring example after example of mismatched young swimmers because the submitted "best" times look equal yet often indicate "sandbagging" by some; one swimmer defeating the field by 7 seconds when his submitted time wasn't event the best in his heat. What price glory?

Certainly these cheaters are only fooling themselves. A room full of heat ribbons won through circumvention is a hollow victory. It may provide many glorious moments when friends drop by, but what happens later when no improvement occurs?

Editors:

I wish to take issue with a position you advocate in regard to a possible change in the age-grouping from the established system of birth-dates to a set-up whereby everyone would have a January first cut off on age (see "From the Editors", August/September '72).

I am only a parent of a girl in age-group track, but it doesn't take an expert to see what a bad rule change this would be. It would work a tremendous hardship on girls born late in the year (November-December) as against those born in January or February. You would be handing those born early in the year a very large and important advantage.

A few months difference in age means a tremendous amount in maturity at ages 9 thru 12. Most of those who do well, as many have observed, are at the top of their respective age group. Under your proposed change, a girl born in later months would never have a chance to come to the top of her age group, and the ones born early in the year could compete long after they should be out of it.

The birth-date system seems eminently fair because everyone has a chance to be at the lower, middle, and upper end of their age group at some time. It may be too bad when a top girl turns a different age in May or June, and is not permitted to compete in Championship meets that season. But, on the other hand, the reason such a girl has been doing so well is partially because she is older than the rest of the group. The idea of age-grouping in track becomes meaningless when a youngster can compete after a birthdate that should put her in the next group.

At any rate, as a parent of a girl born in November, I want to register my total opposition to such a grossly unfair change in the determination of age.

Sue Hanlon  
Huntington Beach, California

-----  
The opinions expressed in this column are not necessarily those of the editors of STARTING LINE. It is hoped that the pertinence and timeliness of the subjects discussed will stimulate readers to re-examine their attitudes toward the sport of Track & Field. The editors invite comments on this and other topics.  
-----



# STARTING LINE

P.O. BOX 878 - RESEDA, CALIFORNIA - 91335  
(6402 Enfield Avenue, Reseda)  
213 937-8586

**Publishers & Editors**  
Max Zucker & Bill Peck

## Major Contributors

East  
John Harwick  
Peter Kenney  
Dr. Gabe Mirkin  
Hugo Pruter  
Steven Sutton

## Midwest

Mark Becker  
Pete Jones  
Steve Price

## South

Eli Gagich  
Herman Goldberg  
Frank Lagotic

## West

Ken Karnes  
Dale Knox  
Lyle Knudson  
Porter Martin  
Bill Peterson  
Roger Simpson

## Art Direction

Gary Oliver

## Cartoons

Bill Proctor

## Special Contributors

Calvin Brown  
(Girls Statistics)  
Dr. Harmon Brown  
Jim Hanley  
(Race Walking)  
Casey Ide  
(Girls Feature)  
Brooks Johnson  
Mike Kennedy  
(Boys High School)  
Bob Lord  
(Boys Feature)  
Jack Sheppard  
(Boys)  
Roy Swett  
(Girls)  
Ken Wilkinson

## Photo Contributors

Calvin Brown  
Don Chadez  
Bill Foster  
Jeff Johnson  
Ray Kroker  
Paul Sutton  
Steven Sutton  
Doug Schwab

STARTING LINE is published monthly, except in February, May, September and November. Second class postage paid at Reseda, California 91335.

## SUBSCRIPTION RATES

One year (8 issues) regular mail - \$5.00  
Two years (16 issues) regular - \$8.00  
Three years (24 issues) regular - \$10.00

Add \$2.00 per year for first class mail and \$3.00 per year for air mail. All rates for mail within United States and Canada. Inquire for other rates.

## CHANGE OF ADDRESS

Make sure to keep us notified of any change of address. Include old and new zip code. Allow three weeks.

## STARTING LINE statement of ownership

(Act of Aug. 12, 1970, Sec. 3685 - Title 39 - U.S. Code)  
STARTING LINE MAGAZINE, whose known office of Publication and its Headquarters for general business is located at 6402 Enfield Avenue, Reseda, California 91335, is published 8 times a year (monthly, except Feb., May, Sept. and November) by MAX ZUCKER and BILL PECK (owners & publishers), both of P.O. Box 878, Reseda, California 91335. The circulation of STARTING LINE is nationwide in scope.

## On the Cover

### PHOTO CREDITS

Photos of Dwight Stone and Mable Ferguson by DON CHADEZ  
Photo of Kathy Schmidt by DOUG SCHWAB

- (1) DWIGHT STONES "flopped" to a bronze medal in the high jump at 1972 Olympic Games in Munich. Dwight is 19 years-old.
- (2) MABLE FERGERSON (on left) earned a silver medal for the U.S. Women's 1600 meter Relay Team by leading on the first leg here.
- (3) KATHY SCHMIDT, eighteen year-old javelinist, got one of two individual medals for U.S. Women at Munich, by placing third.
- (4) RANDY WILLIAMS, along with his "little bear", celebrated his nineteenth birthday in Munich by winning the long jump gold.

## From the Editors

Two years ago, we began publishing with 16 page issues. Last year, STARTING LINE grew into a 20 pager, and this coming year we will go one step further and bring you some special issues that have been expanded to 24 pages -just as this issue is. We have tried to keep our subscription price in line, despite greatly rising production costs. STARTING LINE is basically a subscription magazine. Until we are able to attract financing from other sources, such as advertisers, subsidy or grants, our subscribers remain our only source of revenue. In view of this situation, our basic subscription rates will be slightly higher, beginning with the December issue. The one-year subscription will be one dollar more than it was, which is truly a very small amount.

New subscribers and renewers should consider the two and three year plans, as they contain very substantial savings. As we are able to save money and time in administrative costs, we are passing those savings on to you. For instance, you would save \$5.00 on the three-year rate; it is our most attractive package, as it actually gives you one year free of charge. You would also save \$2.00 on the two-year subscription.

The new rates will be as follow: One year - \$5.00; two years - \$8.00; three years - \$10.00.

Naturally we will honor all our commitments to our present subscribers and to those who have applied for subscription through our old flyers. (Now is the time to find those old flyers in your closet). We are now looking long range and you will be delighted by the improvements you will note in the contents of STARTING LINE. We are confident that you will remain with us, as you may be confident that we will serve you well. Thank you.

The second edition of the STARTING LINE HANDBOOK will be forthcoming soon. Watch for our ad in the December issue. The price will be \$1.25. Put in your reservation now and get it as soon as it is off the press. You'll like it.

STARTING LINE is generally devoted to reporting track and field for boys and girls of high school age and younger, though no attempt is made to cover boys interscholastic track in depth.

## OLYMPIC REPORTS

IMPRESSIONS OF THE MUNICH GAMES by Kevin & Todd Knox

OLYMPIA 1972, an interesting place to visit, but...

No doubt, Munich was the "most" Olympics. It had the most athletes (over 9000), from the most nations (over 120) and most spectators (hundreds of thousands) crowded in a small area. It also used the most man-made electronic and mechanical devices ever seen at a sporting event. Not surprisingly, Munich '72 will be known as the "unhappy Olympics" with the most "goofs".

1) Stadiums and arenas designed for the pleasure of athletes and fans, but...athletes complained about the excessive heat and unfair wind currents generated by the fancy plexi-glas of the track stadium...the only event postponement due to "rain" was caused by a defective air-conditioner at an indoor basketball game;

2) Sophisticated laser beam measuring devices, but ...javelin throws were grossly mismeasured and hammer throwers were unfairly restricted due to thoughtless reliance on the devices...measurement disputes arose in the shot put, where the new devices couldn't be used at all, because they weren't set up right;

3) Newly laid, springy Rekortan track, which contributed heavily to records, but...at least 18 least world class runners fell...the runners in lane one had to run further than the others in the 200 and 400 meter races;

4) Speedy communications, which quickly reported the results in at least seven different ways, but...those who wished to spread their political, religious and racial ideas to a world-wide audience made good use of the same media and the Games;

6) The gun, which was used to get hundreds of athletes away to very fair starts, but...was used for other purposes too, in the most "unhappy Olympics". (B.P.)

This is how juniors on the U.S. Olympic Team fared;

**RANDY WILLIAMS** (age 19, Fresno, Cal) was one of five Americans to win a gold medal in track. He led all long jumpers in the qualifying round with a leap of 8.34 meters/27-4 $\frac{1}{4}$  (best jump in the world in four years). Then he returned to jump 8.24/27-0 $\frac{1}{2}$  in the first round of the final and no one could catch him.

**DWIGHT STONES** (18, Glendale, Cal) cleared 2.21m/7-3 on his third attempt to win the bronze medal in the high jump. He had no misses before then and he was the youngest medal winner in men's track & field.

**KATHY SCHMIDT** (18, Long Beach, Cal) was one of two U.S. women to win an individual medal in track. She took third place in the javelin, both in the qualifying round and the final, where she threw 59.94m/196-8 in the first round.

**MABLE FERGERSON** (17, Pomona, Cal) placed fifth in the 400 meter final with a time of 51.96, after running 52.05 (heat), 52.93 (quarter-final) and 51.91 (semi). She also led off the silver medal winning 4x400 relay team (3:25.2) with a time of 51.8 from the blocks.

**JACKIE THOMPSON** (16, San Diego, Cal) reached the women's 200 meter semi-final where she finished sixth in 23.18 (only .04 from making the final). **PAM GREENE** (18, Denver, Colo) was fifth in a quarter-final heat of the same event at 23.85.

**DEBRA EDWARDS** (17, Houston, Tex) was fifth at 54.43 in a first round heat of the 400 meters, while **WENDY KOENIG** (17, Estes Park, Colo) finished sixth in her heat of the 800 meters at 2:08.7.

High jumpers **DEANNE WILSON** (17, Fullerton, Cal) and **CINDY GILBERT** (15, Oceanside, Cal) cleared 1.70m/5-6 $\frac{7}{8}$  in the qualifying round for 31st place, while **SANDI GOLDSBERRY** (16, Lakewood, Cal) was 38th at 1.60/5-3. Long jumper **KIM ATTLESEY** (19, Corona Del Mar, Cal) was 29th in the qualifying round at 5.80m/19-0 $\frac{1}{4}$ .

(Ed. note; Age group runners Kevin, 12, and Todd, 11, accompanied their parents to Munich, where they were acknowledged as the "champion" pin traders of the Games. Below is their account of the adventure.)

Germany is one of the most modern countries in the world. The people are very helpful and friendly. When you eat they bring you all the food you want. In the hotels they have pillows that cover the whole bed. If you flop yourself on it you think you are going to sink forever.

We stayed in a resort called Garmisch-Partenkirchen. The winter games were held in Garmisch in 1936. Every morning we would take a bus into Munich to the stadium. It was a beautiful 55 mile ride. In Garmisch there were several miniature golf places. In almost every shop they had a sign in the window about the Olympics. We could feel the enthusiasm of the people for the Games.

Olympic Park in Munich was once a dump. The West Germans used the dirt they dug out for the stadium to make hills in the park. All around there were restaurants. At one end there was a huge beer garden. It seemed just about all they sold in the stadium was "Münchner Biere". The main walkway around the stadium was all brick. All around the Olympia Park area there were little shops that had slides, posters, film, shirts, etc. They had posters mostly of German and other Europeans, but very few Americans. Near the stadium entrances, people were selling tickets for the days events for anywhere from 15 to 300 Deutsche Marks (\$5.00 to \$100.00), depending on the demand.

On the first day of track & field, before the shooting, our family and two friends decided we would try to get into the Olympic Village. We walked right past a guard who didn't say a word to us. All we did was walk in like we knew where we were going. Inside there was miniature golf and huge chess boards and chessmen, with athletes playing. There were rooms where everybody could watch TV and there was a booth giving away free cokes. There was also a shopping center.

Almost every day we sat on the backstretch side by the start of the 200 meters. The seats were yellow and had no backs. The track was a brand new Red Tartan-like surface made by the West Germans. There were an awfully lot of falls, like Rick Wolhuter, Lasse Viren and Mohammed Gammoudi and, of course, Jim Ryun. There were also some women who fell during the heats.

During the marathon, the scoreboard was keeping us up to date on who was leading. Shorter had been moving ahead each time. And then when a different runner came into the stadium we were horrified! You could almost hear the pages of the programs being turned. Number 72 just wasn't there! But it was finally straightened out and Shorter was the winner.

One day, Kevin was given a ticket for the athlete's section. He was sitting down near the bottom when Dwight Stones came up into the stands. They ended up talking for about 15 minutes. He was an awfully nice guy. Another day, just outside of Olympic Village, Todd recognized Dave Wottle, without his hat on! We had dinner in Garmisch one evening with Mr. and Mrs. Bob Timmons, Ryun's coach, before the 1500 started. They didn't talk much about Jim much at all.

The Closing Ceremony is something everyone should see. Everybody was given a toy torch. A light went on and it looked like the flame. When the real Olympic flame went out we both got a lump in our throats.

Now we are looking forward to Montreal 1976!

# GIRLS and BOYS TRACK SCENE

## YOUTH GAMES COMMENTARIES by Hugo Pruter

(Ed. note: Complete results of the 1972 U.S. Youth Games appeared in the last issue of Starting Line. The commentary below, supplements those results.)

Before I discuss the individual races, I would like to complement the City of Detroit for their management of this event. Firstly, their aid to the reporters was about the most complete that I have seen anywhere. After every semi-final heat, results with the times of every individual qualifier were typed up and given to the reporters. I saw very few errors either in the judging or in the results. Neither did I see anyone on the field that did not belong there. I doubt few track meets have run so smoothly or efficiently.

After the heats it was clear that Washington would win the track meet, which they eventually did with 240 points. Detroit followed with 156, and then New York with 154. It was the cities with the age-group AAU clubs that won the meet; this is shown particularly in the girls results.

The most outstanding boys would have to be KEITH BROWN from Baltimore, who won the 12-13 220y dash with a time of 23.7. The outstanding girl would be TONI JONES of Washington, who won the 14-15 girls high jump in a dual with Detroit's ANITA LEE in a record jump of 5-7. However, if the most valuable athletes were selected, the choices would have to be New York's HUGH MIGHTY and Detroit's ELLA WILLIS, both of whom won the 14-15 440y dashes in their respective divisions and anchored their city's winning 880y medley relay teams.

Despite the fact that the track was extremely slow (hard packed cinder and dirt) and the field was not very outstanding, nevertheless there were many fine performances.

In the 9-11 girls division, Detroit's CYNTHIA BANKS successfully defended her long jump title, which she won the year previously in Boston, but Washington's SCHYDONA RUDISILL was not so successful in defending her 100 yard dash title. Her teammate, ANTHONY FIELDS, literally ran over the opposition in the boys 9-11 hundred, winning by 4/10ths of a second with an 11.6.

New York's ARMANDO RIOS, a previous winner, captured the 12-13 boys hundred. Washington's TONY HERNON and Baltimore's LANE BILLINGSLEY, who finished behind Brown in the 220y, will be back next year in this division. The 12-13 girls I would consider the weak division of the meet. CLENITHA RAY, last year's third place finisher from Washington, won the 100y this year. JACKIE DEVOSE of Detroit, who was upset in the 220y, will be back next year in the same division. DREW SANTIN jumped to a spectacular 5-8 to win the boys' high jump, giving Boston one of its few victories.

Teammates from "little" Newark, JEROME MORGAN and MARION WINGO, battled to a one-two 100y finish in the 14-15 boys division, for that city's most spectacular showing. New York's FRED DUGARD let loose on the straightaway to a 22.8 220y victory. Fort Worth's BILL WIMBERLY, who has been said to high jump 6-5, won this day at 6-2½ and FRED ROBINSON, helped Birmingham greatly by winning the 8# shot with 57-11¼.

## Jr Olympic Highlights from Neal Gmeiner


JANICE WISER and BARNEY COBB, virtual neighbors on the East Coast, showed the most of a whole lot of speed in the record-shattering track finals at the National Junior Olympic track finals at Spokane Falls on Thursday, August 17. Athletes from thirty-six states reached the finals in track in an event which also included competition in gymnastics, swimming & diving, and judo.

Cobb, third placer in last year's 100y, won that event this time and 15 minutes later returned to capture the 440y in 47.3, equal to the meet record. Jan whipped the classiest girls field in the meet's history, not once but twice, setting a record 10.6 in the 100y on the swift all-weather track and following with a 24.1 victory in the 220.

The 4000 spectators saw Iowa's BOB PRINCE, who had bettered the meet 880 record in a heat at 1:53.5, low that to 1:52.4 in the finals. In addition, four girls tied the meet standard in the high jump at 5-4¼, with KATHY McQUILLAN winning on fewer misses.

Youngest champ was KIM SCHOFIELD, 14, from Illinois but there were several other age 14 girls who placed in the finals. Among those who competed last year and moved up to first this year, besides Cobb, were HOWARD BANICH (Colorado), WAYNETTE MITCHELL (Hawaii), who was fourth in the girls shot put last year and won the discus this time, and SHERICE DUCHAMP (Michigan) who survived a spill in the hurdles to take that event.

Complete results are on next page.



Broderick has perfected the concept of comfortable, carefree, two-way stretch team wear. Our colorful outfits have been selected by various International, National, AAU, and Pan American Teams, plus schools, teams, and clubs all over the world. We invite your inquiries. Please write Dept. T.

### Broderick U.S.A.

P.O. Box 6096, Glendale, California 91205 • Telephone: (213) 246-2446

The 1972 Best Performers Lists appearing on these pages show the best outdoor marks reported to the compilers. Marks reported in fragmentary form are shown with the "questionable" or invalid marks at the end of the tabulated list of valid marks. Only marks taken from detailed reports of complete meets are considered for the regular list, though additional information on "questionable" marks would be greatly appreciated. Please submit additional results and/or corrections to the compilers in care of STARTING LINE, P.O. Box 878, Reseda, California 91335.

Marks to be included in STARTING LINE's Outdoor Rankings must meet the following requirements:

1. Marks must be made on standard outdoor facilities (surveyed track, reasonably legal jumping pits, throwing rings, toe boards, etc.).
  2. There must be at least 3 timed or measured competitors in the event, which is part of a regularly scheduled meet (hastily improvised record attempts are not acceptable).
  3. In the sprints, hurdles, long jump and triple jump the wind assistance should be reported (wind gauge readings remove all doubt; wind estimate helps determine validity of mark).
  4. The weight of shot, discus, hammer and javelin must be reported (some indication that implements have been properly checked for weight and dimensions will help determine validity of mark).
  5. In hurdle races, note height and number of hurdles as well as distance of race.
- \* \* \* \* \*
- Data in lists include (left to right):  
(1) Time or distance, (2) Name of athlete,  
(3) Birth year, if known, (4) Home state,  
(5) Date of best performance for year.

## '72 Girls Best Performers List

### GIRLS 14-17 Division (Born in 1954 or later)

Compiled by Bill Peck

Most of the marks in the list on this page were taken from AAU meets, Girls division, in which the competitors are known to be 14 thru 17 years of age. A significant number are taken from Junior Olympic competition, where a contestant may be 18 at the time of competition (but was 17 on the cut-off date, May 1). In addition, some girls high school marks are included (mostly in the addenda at the end of each event) under the assumption that most of the girls fall within this general age category. High School competition for girls is beginning to grow and we are going to try to get more information on the major meets in this category in the future. (NOTE: Girls marked with an asterisk are known to have been 15 years or younger at the beginning of the year, that is they would be the ranking athletes in the 14-15 Division)

**SPRINTS & HURDLES/** Swift youngsters are in great supply everywhere. Along with those who made the Olympic Team, the revelations of the season were big-city girls ALFREDA DANIELS (Detroit), MAUREN ABARE (San Diego), LAVONNE NEAL and 14 year-old PATRICIA HELMS (Philadelphia) and JANICE WISER, who competes for Sports International of Washington, DC. Even Rhode Island has a "swifty", LAURIE FIGUREID.

<b>100 yard/100 meter Dash</b>		10.8y Maureen Abare, Cal	5/13
11.3m Pam Greene (54) Colo	7/7	10.8y Debra Edwards, Tex	5/19
10.5y Mable Ferguson (55) Cal	3/25	10.8y Lynn Smith, Mich	6/29
10.5y Alfreda Daniels (55) Mch	5/20	10.8y Jenny Gill, Ohio	8/15
11.5m Jackie Thompson (54) Cal	7/1	10.8y Jane Oas, Minn	8/16
10.6y Robyn Russell (54) Ohio	5/20	10.8y Evelyn Ashford, Ala	8/16
10.6y Janice Wiser, Md	8/17	10.9y *Alice Watson (57) NMex	3/25
10.7y Pamela Riggs, Wash	8/16	10.9y *Chris A'Harrar, Pa	4/23
11.7m *Pat Benson (56) Colo	5/7	10.9y Jacqueline Taylor, DC	4/23
10.8y *Sheila Ingram, DC	4/23	10.9y Helen Diggs, Wash	5/27

Wind aided: 10.4y-Ferguson on 2/13; Krug (56) Cal, 10.6y-Toni Griffin, Cal on 3/25; More info needed (incomplete results): 10.5y-Edwards on 4/8; 10.7y-Bev McNeely, Tex on 7/7?

<b>200 meter/220 yard Dash</b>		24.4y Rosalyn Bryant, Ill	8/17
23.2m Jackie Thompson, Cal	9/7	24.5y *Pat Benson (56) Colo	4/14
23.5y Mable Ferguson (55) Cal	5/13	24.5y Jane Oas, Minn	6/28
23.6m Pam Greene (54) Colo	7/1	24.6y Bev McNeely, Tex	8/16
24.0y Maureen Abare, Cal	6/18	24.5m *Susan Vigil, NMex	6/10
24.1y Janice Wiser, Md	8/17	24.5m Robyn Russell (54) Ohio	7/1
24.2y Debra Edwards, Tex	3/18	24.7y Carol Hudson (55) NMex	6/10
24.2m *Alice Watson (57) NMex	6/10	24.7y *Creola Miller (56) Cal	6/18
24.2m Michelle McMillan (54) NY	7/1	24.8y Maoper West, Ill	6/29
24.4y Pamela Riggs, Wash	8/16	24.9y Charmaine Smith, Kans	8/15

Wind aided: 23.2m-Greene and 24.2m-Oas on 7/1; More info needed (question wind, facilities or incomplete results): 23.8y-McNeely on 7/7; 23.8y-Ditra Henry (57) Ill and 24.7y-Audrey Marrocco, Ill on 8/19; 24.6y-Veronica Williams, Ind on 4/8; 24.8y-\*Sheila Ingram, DC and 24.9y-\*Chris A'Harrar, Pa on 4/23; 24.8y-\*Judy Fontaine, Conn on 6/10

<b>400 meter/440 yard Dash</b>		56.1y Karen Willis, Tenn	6/29
51.9m Mable Ferguson (55) Cal	9/4	56.3y *Charisse DeHaven(58) Ind	6/28
53.6y Carol Hudson (55) NMex	3/10	56.3y Marie Nickson, Cal	8/17
53.3m Debra Edwards, Tex	7/8	56.5y *Janis Vetter, Ohio	6/28
54.6m *Patricia Helms, Pa	7/2	56.5y *Trudi Rebsamen, Ill	6/28
54.7m *Sheila Ingram, DC	6/3	56.6y *Renelde England (57) Tex	6/28
55.1y Wendy Koenig (55) Colo	6/9	56.8y Denise Johnson, NY	6/28
55.4y Laurie Figureid, RI	8/17	56.5m *Ther. SanAgustin(57) Cal	5/21
55.5y Maureen Abare, Cal	3/26	57.1y *Linda Stecker (57) NMex	4/8
55.5y Maoper West, Ill	6/17	57.3y *Debbie Esser, Iowa	8/17
55.8y *Chris A'Harrar, Pa	6/28		

More info needed (incomplete results): 55.2y-Donna Ten Eyck(55) Col on 4/14

<b>100 meter Hurdles (33 inch)</b>		14.6 Janet Reusser, Kans	7/1
13.5 Lavonne Neal (55) Pa	7/7	14.6 Mary Ayers, Ohio	7/1
13.9 *Bobbette Krug (56) Cal	7/1	14.8 Claudia Johnson, DC	4/23
14.2 *Mitzi McMillin (56) Wash	6/7	14.8 Janet Benford (54) Cal	6/7
14.4 Sherice Duchamp (54) Mch	5/20		

Wind aided: 14.3-Duchamp on 6/10; More info needed (incomplete results): 14.4-\*Debbie Esser, Iowa on 5/21

<b>80 yard Hurdles (30 inch)</b>		10.5 Roberta Fore, Cal	6/28
9.9 Lavonne Neal (55) Pa	6/28	10.5 Sherice Duchamp (54) Mch	8/17
10.1 *Bobbette Krug (56) Cal	6/29	10.6 Terri Wheeler, Mont	8/17
10.2 Janet Reusser, Kans	6/29	10.6 *Debbie Esser, Iowa	8/17
10.3 Spider Baker, NMex	5/7	10.7 Claudia Johnson, DC	6/28
10.4 *Mitzi McMillin (56) Wash	6/29	10.7 *Cheryl Poirier (58) Md	6/28
10.4 Janet Benford (54) Cal	8/16	10.7 Kim Smith, Ohio	7/22
10.5 Janice Lester, Cal	6/3	10.7 Marilyn Carlson, Kans	8/16
10.5 Jo Rasmussen, Ore	6/18	10.7 Mildred Collins, La	8/16

Wind aided: 10.7y-Bonny Stewart, Ohio, Kathy Anderson, Ohio and \*Chris Russel, Ill all on 6/17; More info needed (incomplete results): 10.0-Krug and 10.2-Lester on 5/13; 10.7-Darlene Thomas, Tex on 3/25 and 5/13

<b>200 meter Hurdles</b>		29.0 Sherice Duchamp (54) Mch	7/1
28.0 Janet Reusser, Kans	7/2	29.7 *Cheryl Poirier (58) Md	7/1
28.2 Kathy Anderson, Ohio	7/1	29.7 Claudia Johnson, DC	7/1
28.4 Yvonne Richardson, Cal	7/1	(wind-aided: 27.8-Reusser & 28.5-Wright on 7/1; more info needed: 29.5-*Debbie Esser, Iowa on 5/21)	
28.6 Linda Wright, Ariz	6/10		
28.9 Bonny Stewart, Ohio	7/1		

**DISTANCES/** The half-mile is one of the fastest improving girls event, both at the top and in depth. One of the newcomers to the event, WENDY KOENIG, made the trip to Munich in place of CAROL HUDSON, who narrowly failed to run the Olympic qualifying standard.

<b>800 meter/880 yard Run</b>		2:12.8m Rebecca Dennis, Cal	6/18
2:05.4y Wendy Koenig (55) Colo	6/7	2:13.8y Joyce Anderson, Cal	6/3
2:06.4y Kathy Gibbons (54) Arz	5/20	2:14.0y Debra Edwards, Tex	5/13
2:06.0m Carol Hudson (55) NMex	7/8	2:14.2y *Debra Vetter, Ohio	6/29
2:07.9m *Sue Parks (56) Mich	6/4	2:14.2y Janet Richmond, Cal	6/29
2:08.0m Anne Gallaher (55) Arz	7/8	2:14.3y *Debbie Beck, Pa	5/7
2:11.6y *Linda Stecker (57) NMex	6/29	2:14.8y Monique Quiola, Ind	8/16
2:12.0y *Tena Alex (56) Cal	6/7	2:15.1y *Debbie Quatier(57) Wash	8/16
2:13.3y Eileen Claugus, Cal	2/6	2:15.2y Robin Evans, Iowa	6/28
2:13.5y *Patty Cape (56) Cal	6/3	2:15.4y Debbie Heald (55) Cal	3/5
2:13.6y Kim Miller (54) Cal	6/7		

<b>1500 meter/One mile Run</b>		5:03.4y Elynn Cornish, Md	6/29
4:18.9m Kathy Gibbons (54) Arz	6/3	4:40.8m Sandy Langan, Cal	6/18
4:22.1m Eileen Claugus, Cal	7/8	5:03.8y Vickie Eberly, Cal	4/30
4:24.3m Debbie Heald (55) Cal	5/7	5:05.1y Toni St Pierre, Minn	4/29
4:50.9y *Tena Alex (56) Cal	6/29	5:05.3y *Joy Jarvis, Ohio	5/20
4:29.4m *Sue Parks (56) Mich	6/9	4:42.2m *Sally Balderston, NMex	6/10
4:32.0m Valerie Eberly, Cal	6/9	4:42.8m Carol Hudson (55) NMex	3/26
4:55.1y Robin Evans, Iowa	4/29	4:43.0m Wendy Koenig (55) Colo	6/10
4:56.2y *Debra Johnson (57) Cal	6/29	4:44.2m Lucille Jones, NMex	6/10
4:37.3m Anita Scandurra, NY	7/2	5:08.3y *Ann Forshee, Mich	5/20

More info needed (incomplete results): 4:55.0y-Evans on 5/21; 4:45.0m-\*Debbie Quatier (57) Wash on 5/28

**JUMPS/** Along with the 880, the High Jump is improving rapidly. This is probably due to competition on better facilities, including foam pits, and the subsequent conversion of many jumpers to the "flop style". However, two of the three juniors who made the Olympic team, were straddlers. The long jump lost a little at the top this season. Only GAYLENE BARBER approached the record of last year's Attlesley, Roberts and Lacy.

<b>Long Jump</b>		18-8 *Alice Watson (57) NMex	6/10
19-6 *Gaylene Barber (56) Ill	6/29	18-7½ Diane Kummer (54) Ill	5/13
19-4½ Susan McLain, Mich	6/29	18-7½ Toni Griffin, Cal	6/18
19-1 *Cheryl Butler, DC	6/29	18-7½ *Audrey Marrocco, Ill	7/22
19-0½ *Kim Schofield, Ill	7/22	18-5½ *Deidra Wilson (58) NY	6/28
19-0 Jackie Taylor, DC	6/29	18-6 Anna Chester (55) Fla	8/17
18-11 Wendy Koenig (55) Colo	3/26	18-4 *Anita Lee (57) Mich	7/22
18-10 Alice Pfaff (54) Colo	6/10	18-4 Connie Weeks, Okla	8/17

Wind aided: 19'1-Kathy Pirrie, Ore on 5/20; More info needed (incomplete results or question wind, facilities): 18'9-Connie Lyching, Iowa on 5/13; 18'8½-\*Mitzi McMillin (56) Wash on 5/27; 18'5-Fran Sighting, Ore on 5/20

<b>High Jump</b>		5-6 *Anita Lee (57) Mich	7/22
5-9½ *Cindy Gilbert (57) Cal	6/3	5-5½ *Mitzi McMillin (56) Wash	6/7
5-9½ Deanne Wilson (55) Cal	7/8	5-5 Kathy McQuillan, Cal	6/29
5-9½ Sandi Goldsberry (55) Ca	7/8	5-5 *Kathy Hart, NMex	7/1
5-8½ Connie Dorsey (54) Ind	7/22	5-5 Denise Kemp, Nev	7/1
5-7 Toni Jones, DC	8/11	5-4½ *Johanna DeYoung (58) Wash	8/17
5-6½ Alice Pfaff (54) Colo	3/26	5-4½ Desiree Gronwald, Colo	8/17
5-6 *Jan Dill (56) Cal	4/29	5-4 *Karen Schwantje (56) Arz	4/30
5-6 Joni Huntley, Ore	7/2	5-4 Carla Tart, Tenn	6/10
5-6 *Jean Baltz, Ind	7/22	5-4 *Janie Blackman, Ill	7/29

More info needed (incomplete results): 5'7½-Friesen and \*Sue Parks (56) Mich on 8/15; 5'5-Gronwald on 7/7; 5'5-Suzie Snider (55) Tex, Sherl Rosenberg, Tex and Kathy Jones, Tex all on 5/13; 5'5-Denise Campbell, Conn on 5/7; 5'4½-Patsy Burns, Ore on 5/20

**WEIGHTS/** Only girls to get adequate competition in these events are those living on the West coast. AAU Girls competition in California, as well as girls high school meets in Oregon and Washington are often hotly contested, and sometimes excellent marks are produced down to five or six places. Elsewhere, there are big gaps between places. This makes the distances reached by WENDY SORRICK, on the east coast, and WAY-NETTE MITCHELL, from Hawaii, even more impressive. One gets the feeling, that if the high school girls in Texas and the Pacific Northwest ever get to really develop their talent, there will be a great deal of hope at the top level in these events.

**Shot Put (8 pound/4 kilogram)**

47-11½ Iva Wright (54) Cal	6/29	42- 8½ *Yvette Brownlee (57) Ca	6/29
45- 3½ *Judy Lane (56) Cal	6/18	42- 2 *Debbie Rivera (57) Cal	6/ 3
45- 2½ Melody Rose (55) Cal	6/ 3	41-11½ Wendy Sorrick (54) Pa	5/20
43-11 Suzie Snider (55) Tex	6/29	40- 7½ Betty Ledgerwood, Ore	5/27
43- 8½ Debbie Brown (55) Cal	6/ 3	40- 7 *Linda Rankin, Wash	6/ 7
43- 5½ Kathy Devine, Cal	6/18	38- 9½ Sandy Burrell, Cal	6/ 3
42- 2(4) Ursula Radford (54) Wash	5/28	38- 7½ *Debra Haynes (57) Cal	6/28
41-11½ Emily Dole, Cal	6/29	38- 0½ *Heidi Kauti (58) Cal	6/ 3

**More info needed (incomplete results):** 44'3"-Snider, 43'8"-Olga Aranda, Tex and 40'0"-Debra Smith, Tex all on 5/13; 38'1½"-Karen Marshall, Ore and 38'1"-Nancy Tyrhola, Ore on 5/20

**Discus Throw (1 kilogram)**

153- 5 Iva Wright (54) Cal	3/25	134- 5 Lori Lyford, Mont	8/17
139- 4 *Debbie Rivera (57) Cal	6/ 3	130- 6 *Terri Sabol (56) Cal	5/ 7
137- 3 Waynette Mitchell, Haw	8/17	129- 4 Patricia Taylor	6/28
136- 9 *Yvette Brownlee (57) Ca	6/18	125- 3 Desiree Gronwald, Colo	8/17
136- 2 *Judy Lane (56) Cal	7/ 7	122- 2 Ursula Radford (54) Wash	8/17
135- 3 Debbie Brown (55) Cal	4/ 8	117- 3 Martha Sayles, NJ	8/17
135- 1 Suzie Snider (55) Tex	6/28	116-10 *Jackie Gordon, Va	8/17
		114- 3 Debbie Langevain(55) Ca	6/ 3

**Girls 12-13 Division Compiled by Calvin Brown**

(Born in 1958 or later)

**50-yard Dash**

6.0 Valerie Milan, Ill	8/19	11.4 Bernadine Givens, La	7/15
6.1 Sharon Andrews, Ariz	3/ 4	11.4 M. Johnson, Colo	7/ ?
6.1 Isabelle Hartford, La	7/15	11.5 Debbie Shavers, NoCal	4/23
6.2 C. Dennis, Fla	4/ 8	11.5 Annette Robinson, NoCal	4/29
6.2 V. Whitehead, Fla	4/ 8	11.5 Andrea Wilson, Colo	5/ 7
6.2 Patricia Jones, Ill	8/19	11.5 Jan Fox, Colc.	5/14
		11.5 Angela Johnson, Mich	5/20
		11.5 Josephine Hobbs, Mich	5/20
		11.5 Lynn Gannon, Ill	5/20
		11.5 Teresa Hopkins, SoCal	6/ 4
		11.5 Jennifer Edmonds, SoCal	6/ 4
		11.5 Carmen Thomas, Fla	7/ 8
		11.5 Kim Moore, NY	7/23
		11.5 Deanne Gutowski, Ill	8/19

**100 yard Dash**

11.2 Tina Roberson, SoCal	5/20	11.4 Bernadine Givens, La	7/15
11.3 Clenitha Ray, DC	4/23	11.4 M. Johnson, Colo	7/ ?
11.4 Sharon Andrews, Ariz	3/25	11.5 Debbie Shavers, NoCal	4/23
11.4 C. Smith, Md	4/23	11.5 Annette Robinson, NoCal	4/29
11.4 Dortha Gaffney, Cal	5/27	11.5 Andrea Wilson, Colo	5/ 7
		11.5 Jan Fox, Colc.	5/14
		11.5 Angela Johnson, Mich	5/20
		11.5 Josephine Hobbs, Mich	5/20
		11.5 Lynn Gannon, Ill	5/20
		11.5 Teresa Hopkins, SoCal	6/ 4
		11.5 Jennifer Edmonds, SoCal	6/ 4
		11.5 Carmen Thomas, Fla	7/ 8
		11.5 Kim Moore, NY	7/23
		11.5 Deanne Gutowski, Ill	8/19

**More info needed:** 11.5-Angela McLaughlin, Colleen O'Boyle and Ruth Merrick (all NY) on ?

**220 yard Dash**

25.7 Jannie Sharpe, Fla	7/ 8	26.2 Dianne Holder, SoCal	5/13
25.7 Isabelle Hartford, La	7/15	26.2 Andrea Wilson, Colo	5/14
25.8 Annette Robinson, NoCal	6/18	26.3 Vicki Godfrey, Fla	3/11
25.8 *Jackie DeVose, Mich	7/ 8	26.3 Judy Johnson, SoCal	3/26
25.9 Tina Roberson, SoCal	6/18	26.3 Lisa Plastino, Wash	5/13
26.1 Patricia Nelson, Fla	7/ 8	26.3 Carol Von Drehle, Colo	5/14
		26.3 Jill Weeland, SoCal	6/18

**More info needed:** 25.7-M.Johnson (Colo) on ?; 25.9-Diane Havlik (Ill) on 7/29; 26.3-Shirley Rice (Ill) on 8/19

**440 yard Dash**

58.4 Jan Fox, Colo	3/26	59.8 *Jackie DeVose, Mich	7/ 8
58.9 Renee Nelson, NoCal	4/22	60.0 Carrie Long, SoCal	4/30
59.0 Dianne Holder, SoCal	5/13	60.0 Bernadine Givens, Mich	6/24
59.2 Robin Campbell, DC	4/23	60.0 Julie Lake, SoCal	6/24
59.4 Cindy Fredrickson, Ariz	3/26	60.1 Lisa Talley, Ohio	5/ ?
59.6 Mary Moulton, NoCal	4/22	60.1 Susan Hackett, La(?)	6/25
59.8 Effie Jordan, SoCal	4/23	60.3 Irene Dunn, SoCal(?)	5/13
		60.5 Beth Howell, SoCal	5/13
		2:22.0 Sue White, DC	4/30
		2:22.9 Sally Balderston, NMex	3/26
		2:23.6 Lynn Hollins, SoCal	6/ 4
		2:23.9 Julie Schlicht, SoCal	4/ 9
		2:24.2 Tena Miranda, Alb	4/ 8
		2:24.2 Effie Jordan, SoCal	6/24
		2:24.4 Amy Lucero, NMex	6/ 3
		2:24.5 Gwen Dillingham, CenCal	3/26
		2:24.5 Pam Penn, SoCal	4/15

**More info needed:** 60.0-McFarland (Colo) on 7/7

**880 yard Run**

2:12.7 Mary Decker, SoCal	4/29	5:14.1 Jeana West, NMex	6/24
2:16.9 Stephanie McDade, NMex	4/29	5:14.8 *Kathy Mintie, SoCal	6/24
2:17.1 Dianne Holder, SoCal	4/29	5:15.3 Ronell Powell, NoCal	6/24
2:18.6 Becky Wolfenbarger, SCal	4/29	5:16.2 Anne Dandoy, SoCal	6/24
2:19.9 Pam Young, Colo	3/26	5:18.8 Ruth Ann Benavidez, NMx	3/26
2:20.1 Renee Nelson, NoCal	6/18	5:19.6 Kathy Adams, NoCal	4/29
2:20.7 Robin Campbell, DC	4/23	5:19.7 Virginia Middleton, NMx	3/ 4
2:21.3 Peggy Stok, NoCal	6/18	5:19.8 Cynthia Lackey, NMex	6/24
		5:01.4-Julie Shea (NC) on 5/1	

**Indoors:** 2:20.6-Johanna Forman(Mass) on 2/5; 2:22.9-Cindy Ashby (NM) on 1/22

**One mile Run**

4:55.0 Mary Decker, SoCal	2/ 6	5:14.1 Jeana West, NMex	6/24
5:06.5 Robin Campbell, DC	4/30	5:14.8 *Kathy Mintie, SoCal	6/24
5:07.3 Pam Allen, NoCal	6/ 3	5:15.3 Ronell Powell, NoCal	6/24
5:10.1 Chrishelle Speller, NMx	6/24	5:16.2 Anne Dandoy, SoCal	6/24
5:11.1 Amy Lucero, NMex	6/24	5:18.8 Ruth Ann Benavidez, NMx	3/26
5:12.3 Patty Cervantes, CenCal	6/18	5:19.6 Kathy Adams, NoCal	4/29
5:12.6 Doreen Assumma, SoCal	5/13	5:19.7 Virginia Middleton, NMx	3/ 4
5:14.1 Becky Wolfenbarger, SCal	5/20	5:19.8 Cynthia Lackey, NMex	6/24

**More info needed (incomplete results):** 5:01.4-Julie Shea (NC) on 5/1

**50 yard Hurdles (30 inch)**

7.0 Cathy Clarke, SoCal	6/18	7.5 Chris Remmling, SoCal	3/26
7.2 Effie Jordan, SoCal	6/18	7.5 Diane Rogowski, Colo	5/14
7.2 Chris Russel, Ill	7/22	7.5 Melinda Peterson, SoCal	5/20
7.3 Karen LaPorte, Ill	5/20	7.5 Liz Wilmoth, Ohio	6/17
7.3 Denise Rodgers, NoCal	6/18	7.5 Leslie Palmer, Ohio(?)	6/17
7.4 Rosaline Anderson, Md	6/24	7.5 Linda Johnston, NoCal	6/18
7.5 Bryn Mayne, SoCal	3/ 5	7.5 Barb Bollinger, Ill	7/22

**More info needed (incomplete results or questionable facilities):** 135'7"-Snider, 134'0"-Linda Montgomery, 119'7"-Glenda O'Bryans, 114'3"-Vicky Cotham, all Tex and all on 5/13; 132'6"-Krieger and 117'4"-Anne Seelye, Wash on 5/27; 117'6"-Anne Schiedel, 115'0"-Gayle Wright, 114'1"-Pat Johnson, all Ore on 5/20

**Javelin Throw (600 gram)**

166- 4 Karin Smith (55) Cal	7/ 8	136- 4 *Kelly Fuiks (58) Ariz	6/ 3
161- 5 Wendy Sorrick (54) Pa	7/ 2	125- 7 Judy Heidenrich, Ore	6/28
157- 0 *Susan Armstrong, Tex	7/ 8	124-11 Kathy Devine, Cal	3/26
148- 8 Debbie Langevain(55) Ca	6/18	124- 4 Drucilla Smith, Pa	6/28
145- 7 *Rita Walker (56) Cal	6/18	119- 3 Kim Ereksun, Mont	3/26
143-11 *Karen Schwantje(56) Arz	5/20	117- 9 Doris Cardella, Ct	6/28
143- 5 Denise Sherrill (55) Ca	4/30	117- 2 Sheri Sanborn	6/28
138- 8 Karen Allenby, Cal	6/18	116- 5 *Karen Dunn (56) Cal	6/18
		115- 3 Loril Ford, Mont	3/26

**More info needed (incomplete results or questionable facilities):** 148'9"-Langevain on 5/21; 146'2"-Sherrill on 4/8; 135'2"-Heidenrich on 5/27; 128'9"-Carol Harris, 121'9"-Kim Gotchy, 121'3"-Bonnie Souers and Debbie Shanks, all Ore and all on 5/20

**BEST MARKS IN OTHER EVENTS**

**3000 meter Run**

9:42.6 *Tena Anex (56) Cal	7/ 2
9:59.3 Elynn Cornish, Md	7/ 2
10:02.0 Lynn Lovat, Mich	7/ 2
10:06.5 Valerie Eberly, Cal	7/ 2
10:09.4 Sandy Langan, Cal	6/18

**1500 meter/One mile Walk**

7:06.0m Lynn Olson, Mich	7/ 2
7:14.1m Sue Brodock, Cal	7/ 2
7:14.5m Lauri Tucholski, Ohio	7/ 2
8:14.7y Carol Mohanco, Ohio	5/20
8:18.9y Esther Marquez, Cal	3/ 5

**5000 meter Run**

18:31.0 Nancy Ihrman (55) Arz	3/26
-------------------------------	------

**Pentathlon (New Scoring Tables)**

3784 *Mitzi McMillin (56) Wash	6/ ?
3647 Rosemarie Gilbert, Ore	6/ ?

**Indoor mark:** 7.1-Cheryl Poirer (Md) on 2/5

**High Jump**

5-3½ Cathy Clarke, SoCal	6/10
5-3½ *Jill Cerise, Colo	7/22
5-3 Signe Johnson, SoCal	5/20
5-3 Susan Hackett, La(?)	7/15
5-2 Chris Remmling, SoCal	4/15
5-1½ Laurie Carman, SoCal	3/26
5-1 Chris Shawhan, NoCal	5/13

5-1 Monique Donithan, Ariz	5/20
5-1 Anne Gilliland, NMex	5/ 7
5-1 Aneyeus Robinson, DC	8/12
5-0 Bryn Mayne, SoCal	4/15
5-0 Carol Addy, Ohio	5/ 6
5-0 Sharon Laughlin, SoCal	5/28
5-0 Diane King, Ill	7/ 2
5-0 Sandra Murray, Ala	8/12

**Long Jump**

17-11½ Cathy Clarke, SoCal	3/ 5
17-11 Nellie Young, CenCal	6/24
17- 6 Shelley Earl, SoCal	5/20
17- 2½ Lisa Kinimaka, NoCal	6/24
17- 1½ Karen Taylor, SoCal	6/24
17- 1 Cindy Fredrickson, Ariz	5/20
17- 0 *Jill Cerise, Colo	6/17

16- 9½ Mary Randolph, DC	8/12
16- 9 Sharon Andrews, Ariz	2/ 5
16- 9 *Pam Secchiari, Ariz	5/20
16- 8½ Kathy LaPorte, Ill	7/22
16- 8 Diane Rodriguez, SoCal	6/24
16- 7 June Kramer, Wyo	6/24
16- 6½ Linda McQuarrie, SoCal	6/ 4

**More info needed:** 18'1-Kaye Kennedy (Ore) on 6/25; 16'8½-D. Flores on 7/7

**Shot Put (6 pound)**

42-10½ Heidi Kauti, SoCal	4/ 9
42- 8 Helen Williams, Mich	7/ 8
41- 5½ Shelley Earl, SoCal	5/20
39- 1 Bridget Cross, SoCal	6/24
39- 0½ Carol Duron, Ariz	5/ 7
38- 9 Lisa Kinimaka, SoCal	6/24
37- 0½ Alexis Lettington, SCal	6/ 4

36- 8½ Pat Cameron, Mich	7/ 8
36- 7 Sharon Laughlin, SoCal	4/ 1
36- 4 Donna Read, NMex	6/17
36- 1 Margie Eckhoff, Ill	5/20
35- 9½ Marie Garcia, NoCal	4/22
35- 3½ Sue Inman, Mich	5/20
35- 1½ Kathy O'Brien, SoCal	4/ 9

**Indoor marks:** 41'5½-\*Kelly Curran (Colo) on 3/19; 37'9-Kelly Fuiks (Ariz) on 1/22; 37'1-Pam Young (Colo) on 1/22

**Discus Throw (1 kilogram)**

107-3 Heidi Kauti, SoCal	4/ 9
95-7½ Kelly Fuiks, Ariz	2/ 5
95-2½ Kelly Curran, Colo	5/ 7
92-9 Donna Yarbrough, Ariz	4/22
92-4½ Tarea Brewer, CenCal	6/24
92-1½ Cindy Vest, SoCal	6/24
91-5½ Margie Eckhoff, Ill	5/20

91-4 Alexis Lettington, SCal	5/28
91-1 Anne Hilleborn, SoCal	5/20
90-4 Maureen Boucher, Ohio	6/17
88-7 Lori Wilson, Ohio	7/ 8
86-0 Robin O'Dell, SoCal	2/13
85-8 Robin Sans, NoCal	4/22
84-8 Kathy O'Brien, SoCal	5/13
84-0 Kellye Richardson, Ariz	4/15

**More info needed:** 90'10½-Lori Wilson on ?

**Javelin Throw (600 gram)**

127- 3 Kelly Fuiks, Ariz	2/ 5
115- 4 Carol Duron, Ariz	3/26
114- 4 Connie Gassen, SoCal	6/24
108- 3 Val Moore, SoCal	4/ 9
107- 4 Sue Inman, Mich	6/10
106- 2 Beth Miller, SoCal	6/18

104-10 *Kelly Robertson, SoCal	5/20
104- 9 Terry Blog, NMex	6/ 3
104- 1 Diane Hughes, Ohio(?)	4/23
102- 4 Kim Huntly, NoCal	6/18
101- 8 Ruth Ann Benavidez, NMx	3/26
101- 1 Pam Young, Colo	6/17
100-11 Heather McNair, SoCal	3/ 5

**Baseball Throw**

252- 0 Carol Duron, Ariz	5/ 7
226- 0 Helen Williams, Mich	7/ 8
222- 8 Sue Inman, Mich	5/ ?
213- 2 Luann Swanberg, Ill	8/19

209-11 *Teresa Garcia, SoCal	5/20
208- 0 Pam Young, Colo	6/17
207- 6 Patty Patterson, SoCal	4/ 9
206- 8 J. Eggart, Wash	6/ ?
204-10 Alexis Hawkins, Mich	5/ ?

**Pentathlon (1971 Scoring Tables - 50H, LJ, HJ, 6#SP, 200m)**

3578 Lisa Kinimaka, NoCal	6/24
3281 *Jill Cerise, Colo	6/24
3239 Chris Shawhan, NoCal	5/13

3219 Pam Young, Colo	5/14
3077 Megan Griffith, Colo	5/14
3035 Jill Gerovich, NoCal	5/13
3034 Lori Krug, SoCal	6/24
3029 Diane Rogowski, Colo	5/ 7

**Exhibition mark:** 3655-Cathy Clarke (SoCal) on 6/24

**BEST MARKS IN OTHER EVENTS**

<b>One mile Walk</b>	
8:29.6 *Dayna Gerth, SoCal	6/ 4
9:15.3 Jaydee Polkens, SoCal	6/ 4
9:25.3 *Tami Purgeson, SoCal	6/ 4
<b>Two mile Run</b>	
11:23.8 Doreen Assumma, SoCal	4/30

The 1972 List for Girls 9 & Under and Ten & Eleven will appear in the next issue of STARTING LINE.

# '72 Boys Best Performers List

Compiled by **Max Zucker**

This 1972 Best Performers List for Boys 13-Under represents the best marks reported to STARTING LINE by October 1. The performances were taken from complete result sheets only. Marks known to have been wind aided and those that have been made under questionable conditions have been added at the end of each section, so that they may be corrected. The numbers appearing after the name is the birth year of the boy and they indicate that we have his birthdate on file. We will be compiling and publishing an AGE List, and birthdates are, of course, a must if the athlete is to be included. Please forward all information as soon as you can. Make sure that you have read the rules of the game on top of page 6. Lets hear from you all.

## Boys 9-Under Division

(Born in 1962 or later)

Note: athletes marked with an asterisk (\*) are known to be 8 years old on date of performance

**SPRINTS** 8 year old DAVID RODIGO from the San Juan Striders certainly is one of the more promising youngster in this division. With one year to go, he has already run a couple of 12.7/220's and has been a top contender in every event he participated (and there were quite a few). San Jose Yearling's SCOTT FRIEND dominated the longer sprints, constantly under 12.5 and 29.2 all year long. MIKE STOCKHAM of the Century Colts was the 50 and 100 winner at the nationals in Lakewood but both performances were marred by the wind. MARK MATRANGA of the San Juan Striders had a tremendous season with a multitude of sub-70.0 quarters. DWIGHT DRANE (Northside Optimists) was unbeatable in the sprints in Florida and STEVE JUSTICE was the best in the 440 in So. California.

50 yard Dash		
6.7	*David Rodigo, NCal	5/14
6.8	Adam Walker, Fla	3/25
6.8	Ken Ransom, Colo	5/13
6.8	Wolfe, Kans	6/11
6.9	Darryl Brown, Fla	3/25
6.9	Raymond Holland (63) NCal	4/15
6.9	Bryan White, Colo	5/13
6.9	Darrell Walls, Tex	6/10
6.9	Jeff Whitmyre, Wash	6/10
6.9	Green, Kans	6/11
6.9	Mike Stockham, Colo	7/1
7.0	Greg Cohn, NCal	3/4
7.0	James Garvin, NCal	3/4
7.0	Wendell Sells, NCal	3/4
7.0	*Mike Sherrard (63) NCal	3/4
7.0	Ken Taylor, NCal	4/15
7.0	Ken Huston, Colo	5/13
7.0	Todd, Kans	6/11
7.0	Havert King, Pa	6/16
7.0	Jeff Compton, Wyo	7/?

220 yard Dash		
28.9	Scott Friend, NCal	5/14
29.0	Dwight Drane, Fla	3/25
29.2	Stanley Thompkins, Fla	3/35
29.4	Mark Matranga, NCal	5/14
29.9	N. Nunneley, Kans	6/11
29.9	Eric Williams, SCAL	7/29
30.0	Adam Walker, Fla	4/29
30.2	Darryl Brown, Fla	3/25
30.2	*Mike Sherrard (63) NCal	5/14
30.4	Cleotis Lewis, Colo	5/13
30.5	Arnel Lewis, Colo	7/1
30.5	Brian Tyner, NCal	5/14
30.6	Bryan White, Colo	7/1
30.6	Ken Huston, Colo	7/1
30.7	Vincent Miller, Colo	7/1
30.8	Greg Pangborn (62) Wash	6/10
30.8	Gaines, Kans	6/11
30.9	Craig Garrison, SCAL	5/6
30.9	C. Thomas, NCal	5/14
31.0	R. Johnson, NCal	5/14
31.0	Troy McGraw, SCAL	6/24
31.0	*David Rodigo, NCal	7/8
31.1	Kavid Klock, Wash	6/10

100 yard Dash		
12.3	Scott Friend, NCal	5/14
12.4	Dwight Drane, Fla	3/25
12.6	Darryl Brown, Fla	6/17
12.6	Adam Walker, Fla	6/17
12.6	Eric Williams, SCAL	6/24
12.7	*David Rodigo, NCal	5/14
12.7	Anthony Wright (62) Ark	7/1
12.8	Stanley Thompkins, Fla	6/17
12.9	Jon Alexander, NMex	5/13
12.9	Gerald Foster, NMex	5/13
12.9	N. Nunneley, Kans	6/11
13.0	S. Bennett, NCal	5/14
13.0	Matt Curry, Mich	5/27
13.0	Gaines, Kans	6/11
13.0	Vincent Miller, Colo	7/8
13.1	M. Matthews, NCal	5/14
13.1	Darrell Walls, Tex	6/10
13.1	Troy McGraw, SCAL	6/24
13.1	Rafael Callejas, SCAL	6/24

440 yard Dash		
66.2	Mark Matranga, NCal	5/14
67.2	Scott Friend, NCal	4/23
68.4	Brian Tyner, NCal	5/14
68.6	Stanley Thompkins, Fla	6/17
69.0	Dave Marsons, NCal	4/23
69.0	Steve Burke (62) NCal	5/14
69.0	Arnel Lewis, Colo	7/8
70.3	John Flannery (62) NCal	3/4
71.0	Steve Justice (62) SCAL	6/24
71.2	Barry Ruderman (62) SCAL	4/9
71.2	Ried Johnson, NCal	4/23
71.5	Mike Hughes, Pa	6/16
71.6	Ken Woods, Pa	6/16
71.7	Bryan White, Colo	7/8
72.2	Ernest Oriente, Fla	4/29
72.2	Michael Hobbs, SCAL	6/24
72.3	Jim Scattini, NCal	5/14

Wind-aided: 6.6-Stockham on 7/1; 6.9-Sherrard on 7/1.

More info needed (incomplete results): 6.9-Eric Holtry (62) Tex on 4/22; 7.0-Greg Pangborn (62) Wash on 5/27.

Wind-aided: 12.8-Mike Stockham, Colo on 7/1.

Questionable time: 12.4-Williams on 6/10; 12.5-Blake Thrasher, Mich on 5/27.

More info needed (incomplete results): 30.8-Greg Pangborn (62) on 5/27; (questionable facilities, wind, date): 29.9-A.Lewis & 30.0-White on ?

More info needed (incomplete results): 70.9-Greg Pangborn (62) on 6/20; (questionable facilities, date): 69.9-Mike Stockham, Colo on ?

8

**MIDDLE and LONG DISTANCES** Amazing little MIKE ASSUMMA from the Rialto Road Runners leads the 880 list with an age 8 Best (he also has a 2:39 and a 2:40.9 to his credit). He duplicated his age Best feat in the mile, while finishing a far behind second, at Bakersfield, to STEVE BURKE from the powerful Salinas Valley Track Club. Steve, in the process, moved up to 4th position on the all-time mile list in this division. Sports International's GENE MIRKIN, who last year was the outstanding 8 yr old in these events, improved to 3rd spot in the all-time 9/under mile. In the rarely contested 3 mile, Gene slashed 40 seconds of the previous Best with a great 18:15.6. Two new faces on the horizon are DAVE MARSONS of the Millbrae Lions and So. Cal's MICHAEL HOBBS. Millbrae Lion's ARTIE STEBBINS is reportedly 8 yrs old; if confirmed Artie stands NO 1.

660 yard Run		
1:56.0	Barry Ruderman(62) SCAL	3/12
1:57.8	*Mike Assumma (63) SCAL	3/12
1:57.8	Harold McGuire, Mich	5/27
1:59.7	Jackie Kent (62) CenCal	3/12
1:59.9	Mike Nevadomski, Fla	4/29
2:01.0	Louis McLendon, Mich	5/27
2:01.1	Jon Klinker, NMex	5/29
2:01.6	Tim Sanchez, NMex	5/29
2:02.0	John Monceballez, NMex	5/29
2:02.1	Keith Talley, Mo	5/13
2:02.1	John Vigil, NMex	5/29
2:02.7	Leynard Harper, Mich	5/27
2:03.7	Stanley Thompkins, Fla	4/29
2:04.0	M. McCracken, Ohio	6/18
2:04.2	Kevin Hall, Mo	5/13
2:05.2	J. DeVries, Ohio	6/3
2:05.2	Ricky Cole, NMex	5/13

880 yard Run		
2:37.1	*Mike Assumma (63), SCAL	3/19
2:38.9	Michael Hobbs, SCAL	6/24
2:39.5	Dave Marsons, NCal	5/14
2:41.2	Douglas Murphy, SCAL	6/24
2:41.5	Graylan Hightower, NMex	5/29
2:41.5	Doug Starkey (62) Wash	6/10
2:42.0	Jackie Kent (62) CenCal	4/9
2:43.6	S. Law, NCal	5/14

One mile Run		
5:25.0	Gene Mirkin (62) Md	5/29
5:27.8	Steve Burke (62) NCal	6/3
5:32.7	Artie Stebbins, NCal	3/4
5:36.6	*Mike Assumma (63) SCAL	6/3
5:39.9	Dave Marsons, NCal	4/23
5:41.3	Chris Sherwin (63) Md	5/29
5:42.3	Mark Matranga, NCal	6/3
5:44.2	Jim Scattini, NCal	4/23
5:44.8	*Mike McKinney (63) Va	6/3
5:45.6	Tom Wiltison, Md	6/3
5:46.0	Raymond Cook (62) SCAL	6/3
5:46.8	Nick Sakelarrios, NCal	4/23
5:48.3	T. Owen, NCal	4/15
5:49.8	Jackie Kent (62) CenCal	4/15
5:50.2	Craig Smajstrla, Tex	6/3
5:51	*Craig Hall, Md	5/29
5:53.0	Randall Ulrici(62) NCal	6/3
5:56.1	Jim Salsberry, NCal	4/23

**JUMPS** At this age, the long jump is an event which seems to be used as a filler rather than as a specialty. This year anything over 14 feet is tops. Only two boys (up to now) have accomplished this feat - MARK MATRANGA, the afore mentioned 440 whiz and SCOTT FRIEND, the best 9 yr old sprinter in the nation in '72. In the high jump JACK JOHNSON from the Detroit Striders stands slightly above the rest of the group with a performance that earns him 4th place all-time. For next year, still in this division, look for (maybe) DAVID RODIGO (see sprints), DAVID OLIVER from Redwood City CA (12-5) JIM BANICH (Arvada, Colo), the surprise winner at Lakewood in 12-6½, who specializes in the weight events! and MIKE SHERRARD (3-9 in the high). A mention about KEVIN SLATON from the Mount TC (Ohio), showing good potential with 3-6 at age 7.

High Jump			Long Jump		
4- 3¼	Jack Johnson, Mich	5/27	14- 1½	Mark Matranga, NCal	4/15
4- 2	Madill, Kans	6/11	14- 1	Scott Friend, NCal	5/14
4- 1½	Craig Echevarrieta, SCAL	7/8	13-10	Chuck Bishop, NoCar	5/20
4- 1½	Joseph Lileikis, SCAL	7/8	13- 8	*David Rodigo, NCal	4/15
4- 0	Adam Laine, SCAL	4/9	13- 7½	Havert King, Pa	6/16
4- 0	Jay Sanner (62) Ohio	5/6	13- 7¼	Wendell Sells, NCal	5/14
4- 0	Steve Burke (62)	5/14	13- 5½	Steve Justice (62) SCAL	5/27
4- 0	Ball, Kans	6/11	13- 5½	John Planner (62) NCal	3/4
4- 0	Schrag, Kans	6/11	13- 5	Morgan Tharpe, Fla	4/29
3-11	Scott Milstead, NCal	3/4	13- 4½	Adam Laine, SCAL	7/15
3-11	David Mathieu, NMex	6/17	13- 4½	Troy McGraw, SCAL	7/15
3-11	Drew Stevens, SCAL	7/29	13- 1½	Dupont, Kans	6/11
3-10½	Jack Schnellbach, Wash	6/10	13- 0½	Kenneth Edwards, Fla	4/29
3-10	Mark Zanowick (62) Ohio	5/6	13- 0	Darryl Brown, Fla	6/24
3- 9	*Mike Sherrard (63) NCal	4/15	12-10½	Brunner, Kans	6/11
3- 9	Clay Terry, NMex	6/17	12- 9½	Bill Larimer, Pa	6/16
3- 8½	B. Davis, NCal	5/14	12- 8½	Sperry, Kans	6/11
3- 8	Ted Campbell, Wash	6/11	12- 8½	Henry, SCAL	7/29
3- 7	Jimmy Parker, Wash	6/10	12- 8	Joseph Lileikis, SCAL	7/15
3- 7	Pete Loundagin, Wyo	7/1			

More info needed (incomplete results, questionable facilities, wind): 13'4½-Tom Bake, Me on 6/17; 12'11-Greg Pangborn (62) Wash on 6/24; 12'10-J.Maki, Colo on ?

### BEST MARKS IN OTHER EVENTS

440 yard Walk		
2:09.4	Mark Marshall, Pa	6/25

880 yard Walk		
4:39.0	Greg Bentley (62) Nev	4/15

One mile Walk		
9:41.0	Greg Bentley (62) Nev	5/14

Shot Put (6 pound)		
30-2	*Jim Banich (63) Colo	7/29



# Boys 10-11 Division

(Born in 1960 or later)

Note: athletes marked with an asterisk (\*) are known to be 11 years old on date of performance

**SPRINTS** Up to date, there are over 15 boys at 28.0 and under in the 220 and that is very good. Truly outstanding was ADRIAN JONES (Lancers, CA), a newcomer, who surprised and defeated the best that So. Calif. had to offer (and that's a lot). His 220 time moves him in the 2nd spot all-time. For sheer consistency in excellence, ALAN AIKEN from the L.A. Jets, is unsurpassed; he was defeated only once (by Jones) and just by a hair, and his worst performance was 28.0 in the half lap and 12.2 in the 100. He even ran the quarter a couple of times and ended up with the year's best time. ANDRE FRANCIS (N.Side Optimists, Miami) was the undisputed champion in Florida and Duke City Dasher DARYL THORNTON filled the same role in N. Mexico. The best 10 yr old and a real threat for next year is O.J.WADDELL (Compton Jr.Striders), in a class by himself. Other gifted youngsters who will return - DARYL LAWLER (L.A.Jets) and HERCULES WALLS from Garland, Texas.

50 yard Dash		220 yard Dash			
6.4	Andre Francis, Fla	3/25	26.7	Adrian Jones, SCAL	7/15
6.4	Scott Campbell, Tex	6/10	27.0	Andre Francis, Fla	3/25
6.4	Dennis Davis (61) NCal	5/14	27.0	*O.J. Waddell (61) SCAL	6/10
6.5	Rodney Wilson, Fla	3/25	27.0	Alan Aiken (60) SCAL	7/8
6.5	Mark Rodriguez, NCal	5/14	27.1	Carl Jones, SCAL	7/29
6.5	Chris Kouba (60) Ore	6/5	27.2	Jimmy Spotville, SCAL	6/10
6.5	Shawn Doughty, Colo	7/1	27.3	Brian Edrington, SCAL	7/29
6.5	Ed Dudley, Colo	7/1	27.6	Steve Bruce (61) NCal	5/14
6.5	Vic Stackhouse, Ill	8/19	27.6	Jack DeMello, SCAL	7/15
6.5	Kevin Blades, Ill	8/19	27.8	Darryl Thornton(61) NMex	5/13
6.6	Jerry Desmond, NCal	3/4	27.8	Pat Ellis, NCal	5/14
6.6	Ben Burris, NCal	3/4	27.9	Terry Durst, Colo	7/1
6.6	Buck Griffin, Mo	5/13	28.0	Rodney Wilson, Fla	3/25
6.6	*Hercules Walls (61) Tex	6/10	28.0	Carl Hawkins, Fla	4/15
6.6	Gardenshire, Kans	6/11	28.0	Alvin Taylor, Fla	4/29
6.6	Alvin Taylor, Fla	6/24	28.0	Schwab, Kans	6/11
6.6	Arnold Campbell, Colo	7/1	28.1	Tom Perkins, NCal	5/14
6.6	Terry Durst, Colo	7/1	28.1	Hullings, Kans	6/11
6.6	Todd McCartney, Ill	8/19	28.1	Shawn O'Donoghue, Colo	7/1
			28.1	Paul Winkler, SCAL	7/15

100 yard Dash		440 yard Dash			
11.6	Darryl Thornton(61) NMex	5/13	62.4	Alan Aiken (60) SCAL	5/6
11.6	Adrian Jones, SCAL	7/15	62.6	Mike Agraan, NCal	4/15
11.6	Anthony Fields, DC	8/12	62.6	John Candelaria, Ariz	6/3
11.7	Alan Aiken (60) SCAL	7/8	62.7	Carl Jones, SCAL	7/8
11.8	Lanoris Marshall, Ariz	6/3	62.7	Michael O'Neal, SCAL	7/8
11.8	Brian Edrington, SCAL	7/29	63.5	*O.J. Waddell (61) SCAL	4/23
11.9	Andre Francis, Fla	3/25	63.5	Mobey Oliver (60) SCAL	4/23
12.0	Rodney Wilson, Fla	4/29	64.0	Duane Waters (60) SCAL	5/6
12.0	Reggie Ashley, Mich	5/27	64.3	Jay Lewis, NMex	7/1
12.0	Alvin Taylor, Fla	6/17	64.4	J. Maguire, NCal	4/23
12.0	Carl Graham, Mass	8/12	64.4	Pat Ellis, NCal	5/14
12.1	Dennis Davis (61) NCal	5/14	64.7	B. Christish, Colo	5/29
12.1	Scott Campbell, Tex	6/10	64.9	Brian Edrington, SCLA	4/9
12.1	Nathaniel Walker, Ala	8/12	65.0	George Miller, Mich	5/27
12.2	Rod Burris, NCal	3/4	65.0	Bishop, Kans	6/11
12.2	*O.J. Waddell (61) SCAL	4/9	65.0	Freddie Harris, Fla	6/24
12.2	Carl Jones, SCAL	5/27	65.0	Lee Miller, SCAL	6/24
12.2	G. Allen, Ohio	6/3	65.3	Chris Wooden, Fla	4/29
12.2	*Hercules Walls (61) Tex	7/18	65.5	Willie Davis, Fla	4/15
12.2	Ed Dudley, Colo	7/1	65.5	Hector Figueroa, SCAL	4/22
12.2	*Daryl Lawler (61) SCAL	7/29			
12.2	Rich Robinson, Ill	8/19			

**Wind-aided:** 6.4-Doughty and 6.6-Vincent White, Colo on 7/1.  
**Wind-aided:** 11.8-Walker on 8/11; 12.0-Steve Bruce (61) NCal on 7/1.  
**More info needed** (incomplete results): 12.2-Keith Townley, Mich and Lloyd Owens, Mich on 5/27.  
**More info needed** (incomplete results): 65.2-Chris Kouba, Ore on 4/22.

**MIDDLE and LONG DISTANCES** The uncontested star is the familiar name of CHARLES ASSUMMA (Rialto). He became the 1st boy in this age group to break the 5:00 in the mile. His passing times in that race were 2:24 at the half (!) and 3:42 at the 1320 mark (!!). Perhaps even more staggering was his brilliant performance in the 2 mile. His 10:30.5 borders the incredible (he also has a 10:41.7 and a 10:46.6 to his credit). His twin brother Frank is in the same league with 10:50 in the 2 mile and the third Best all-time in the 880 and the mile. EDDIE LUJAN from Wasco CA, made mince pie of the age 11 Best in the 660. SCOTT DAHM also beat the old mark. Savor this one: 10 yr old MIKE BOITANO from San Francisco finishing his Xth marathon in 3h:19:38 (that's 26 miles +).

660 yard Run		880 yard Run			
1:40.7	Eddie Lujan (60) CenCal	3/12	2:24.0	Frank Assumma (61) SCAL	6/24
1:43.8	Scott Dahm (61) Ohio	7/19	2:25.0	Mobey Oliver (60) SCAL	4/9
1:46.9	Freddie Harris, Fla	6/17	2:25.1	Aaron Streigel, Ky	5/27
1:48.5	Gregory Anderson, Fla	6/17	2:26.2	*Demetrius Cook(61) SCAL	4/9
			2:26.2	Craig LaCroix (60) SCAL	4/9
2:26.5	Daniel Stone (60) SCAL	3/19	2:29.6	*Todd Knox (61) CenCal	4/9
2:26.9	Mark Dagg (60) Ore	6/11	2:29.6	Mark Dagg (60) Ore	6/11
2:30.0	Dave Weddle, NMex	7/?	2:30.0	Dave Weddle, NMex	7/?
2:30.1	John Kirk, NCal	3/4	2:30.1	John Kirk, NCal	3/4
2:30.1	Glenn Potts, SCAL	7/15	2:30.1	Glenn Potts, SCAL	7/15
2:31.9	John Yount (60) NMex	7/1	2:31.9	John Yount (60) NMex	7/1
2:32.8	Mike Carothers, NCal	4/15	2:32.8	Mike Carothers, NCal	4/15
2:32.8	Michael O'Neal, Colo	7/?	2:32.8	Michael O'Neal, Colo	7/?
2:34.2	Chris Turner, Colo	7/8	2:34.2	Chris Turner, Colo	7/8
2:34.3	Kim Crawford (60) CnCal	4/15	2:34.3	Kim Crawford (60) CnCal	4/15
2:34.8	Rick Bentley, Wash	6/10	2:34.8	Rick Bentley, Wash	6/10
2:35.1	*Roger Phillips(61) SCAL	5/6	2:35.1	*Roger Phillips(61) SCAL	5/6

One mile Run		30-2 Dave Rushel, Pa			
4:57.8	Charles Assumma(61)SCAL	6/3	6/3		
5:02.3	Frank Assumma (61) SCAL	6/3	6/3		
5:11.0	Herb Wills, Fla	3/25	5:25.0	Daniel Stone (60) SCAL	5/27
5:11.0	Joey Avina, CenCal	6/3	5:25.0	Chas. Martinez(60) SCAL	6/3
5:14.3	Bob Potrykus, NCal	6/3	5:26.0	*Lynn Couch (61) Ore	6/3
5:15.0	Steve Cortese (60) NCal	6/3	5:26.0	Kim Crawford(60) CenCal	6/3
5:16.7	Vincent Hogan (60) NY	6/3	5:26.5	Kelly Walters (60) Wash	6/10
5:18.3	Bryant Bent, NoCar	5/20	5:29.7	Dale Weddle, NMex	5/29
5:19.4	Jay Engel, NY	6/3	5:31.0	*Tim McCarthy (61) NY	6/3
5:23.1	*Bruce Trout, Md	6/3	5:31.5	Tom Rhodes, Pa	6/3
5:24.0	Robert Martinez. SCAL	4/15			

**More info needed** (incomplete results): 2:28.0-Dagg on 7/15; 2:28.3-Kelly Walters (60) Wash on 7/8.

**More info needed** (incomplete results): 5:23.0-Mark Dagg, Ore on 7/15.

**JUMPS** 11.8/100 sprinter LANORIS MARSHALL from Phoenix Az. stands rather far ahead of everyone else in the long jump. ANDRE FRANCIS, the top sprinter in Florida is also its best jumper. Having proven that he is one of the fastest young runner in So. Cal and elsewhere, BRIAN EDRINGTON from the W. Valley Pacers, demonstrated that he is also a hot prospect in the 1.jump as well. KUTCHERA (.Radium, Kansas) moved to 2nd place all-time in the high jump. SALINAS VALLEY TC produced the best triple jumpers. Names to follow: MIKE BENNETT (Covina CA) in the high, STEVE BRUCE (Menlo Park) and O.J.WADDELL (of course!) in the long jump.

Long Jump		30-2 Dave Rushel, Pa			
16- 5½	Lanoris Marshall, Ariz	6/3	30- 1½	Neal Brown, Wash	6/10
16- 0½	Andre Francis, Fla	4/15	30- 0½	Ken Jones, Pa	6/16
16- 0½	Kastens, Kans	6/11	29- 5	Jeff Potter (61) Wash	6/10
15- 9½	Brian Edrington, SCAL	6/29	29- 0½	Jeff Fielder, Ark	7/1
15- 8½	*Steve Bruce (61) NCal	3/4	28-11½	*John Flannery (62) NCal	5/14
15- 6½	Van Hoobe, Kans	6/11			
15- 6½	Larry Lareau, Pa	6/16			
15- 6	*O.J. Waddell (61) SCAL	6/24			
15- 4	Greg Oglesby, Ore	6/5			
15- 3½	Steve Laine, SCAL	6/24			
15- 2½	Charles Matthews, SCAL	6/24			
15- 2	*Robin Messick(61) CnCal	4/15			
15- 2	Eric Boedtker (61) Ore	6/5			
15- 2	Birch, Kans	6/11			
15- 1½	Bryan Boos (61) SCAL	6/24			
14-11½	T. Furkes, NCal	4/15			
14-11	Terry Durst, Colo	7/1			
14-10½	Carrio Evans, Ariz	6/3			
14-10½	Adrian Jones, SCAL	6/24			
14-10½	Bruce Hawkins, Tex	8/12			

Triple Jump		High Jump			
33- 9	Mike Carothers, NCal	4/15	4-11	Kuchera, Kans	6/11
33- 0½	Kent McKeen, NCal	4/15	4-10	Derik White, Colo	7/1
32- 1½	Howie, Kans	6/11	4-10	Jeff Mullen, Colo	7/1
31-11½	Larry Lareau, Pa	6/16	4- 9	Squitz, Kans	6/11
31- 2½	Bill Casper (61) NCal	5/14	4- 9	Tony Peterson, NMex	7/1
31- 1½	Tom Sakay, NCal	5/14	4- 8	Steve Ewing, Ore	6/5
30-11	Rick Luttrell(60) NCal	3/4	4- 8	Smith, Kans	6/11
30- 9	Chris Fowler (61) NCal	4/15	4- 8	Robert Martin, NMex	6/17
30- 8½	Mark Rodriguez, NCal	4/15	4- 7	Dave Gwiazdon, NCal	5/14

**More info needed** (incomplete results): 4'10"-Kay Reese, Okla on 6/17; 4'8"-John Lang, Ill on 8/19.

**More info needed** (incomplete results): 15'7"-Randy Spacek, Wash on 6/24.

**WEIGHTS** Leading the '72 List by over 3 feet, JIM NEWTON, of Spokane, Washington, moves into 4th place all-time in the 6 lb Shot. The outstanding performance might very well have been the 30-2 By JIM BANICH of the Jefferson County Track Club. Jim is only 8 Yrs old and this performance would not only break the age 8 standard, but exceed the age 9 as well.

Shot Put (6 pound)		31- 1 Richard Attridge, Wash			
38-10	Jim Newton, Wash	6/10	31- 1	John Garner (61) SCAL	7/29
35- 2	David Erue, SCAL	7/29	30-11½	Pat Downey (61) SCAL	5/27
33-11½	Willis Dean, Fla	6/24	30- 5½	J. Maguire, NCal	4/15
33- 9½	Bob Tovar, Wash	6/10	30- 1½	Bryan Boos (61) SCAL	7/29
32- 4½	Mike Neal, SCAL	7/15	29- 2½	Jeff Welch, Ohio	6/3
31-11	Craig Ruhkamp, Ohio	6/24	28-10½	John Robb, Ariz	6/3
31- 5½	Paul Keynerd, Fla	3/25	28-10	F. Sonenberg, Ill	5/6
31- 2½	Tony Chiles, Mo	5/6	28- 9½	Jay Lewis, NMex	7/1

**Weight of implement unknown:** 35'4"-Cobb, Kans on 6/11.

## BEST MARKS IN OTHER EVENTS

One mile Walk		880 yard Walk			
8:45.4	Kelly Walters (60) Wash	6/10	4:16.8	Dion Giblen, NCal	4/15

(Incomplete info: 4:06-Kelly Walters (60) Wash on 6/20.)

The 1972 List for Boys 12-13 and 14-15 will appear in the next issue of STARTING LINE.

# NATIONAL MEETS

## NATIONAL JUNIOR OLYMPICS

SPOKANE, Washington - Aug 16 & 17  
from NEAL GMEINER

(See all the commentaries and  
highlights on page 4)

### Boys Events

#### 100 yard Dash

Barney Cobb, Richmond, Va	(9.6h)	9.7
Wendell Tyler, Los Angeles, Ca	(9.6h)	9.7
Charlie Burge, Dayton, Oh	(9.8h)	9.9
Alfred McCullough, Miami, Fla	(9.8h)	9.9
Joseph Franklin, Metairie, La	(9.9h)	10.0
Phil Benning, Topeka, Kan	(9.9h)	10.0
Jerry Johnson, Milwaukee	(9.9h)	10.0
Rob Hamilton, Portland, Ore	(9.8h)	10.0
Gregory Evans, Bronx, NY	(9.9h)	
Ray Davis, Spokane, Wash	(10.0h)	
Lee Hart, Kailua, Haw	(10.1h)	
Carter Suggs, Tarboro, NC	(10.2h)	

#### 440 yard Dash

Barney Cobb, Richmond, Va	47.3
Keith Tinner, Tacoma, Wash	47.8
Gerald Burl, Denver, Colo	48.3
Mike Tyson, Englewood, NJ	48.5
Evis Jennings, Meridian, Miss	48.9
Wayne Carmody, Belleville, Ill	49.1
John Henderson, Richmond, Ind	(49.5h) 50.4
Mike Fraher, Twin Lakes, Wis	(50.0h)
Carl Hill, Memphis, Tenn	(50.5h)
Bruce Buckingham, Lewiston, Ida	(50.9h)

#### 880 yard Run

Bob Prince, Sioux City, Iowa	1:52.4
Charles White, Harvey, Ill	1:52.8
David Lapp, Gap, Pa	1:54.0
Bill Sutherland, Henderson, NC	1:55.0
Leroy Bell, Miami, Fla	1:56.7
Pat Cook, Belleville, Ill	1:56.7
Bill Brouillet, Tacoma, Wash	1:57.4
Steve Beck, Malibu, Ca	(1:58.8h) 2:00.4

#### One mile Run

Curtis Beck, Malibu, Ca	4:14.3
Steve Bolt, Huntsville, Ala	4:14.5
Kevin McGarry, Horshaw, Pa	4:14.8
Dennis Fee, White Bear Lake, Minn	4:16.1
Rick Carpenter, Oklahoma City, Okla	4:18.3
Glen Wilburn, Amhurst, Ohio	4:18.5

#### 120 yard High Hurdles (39 inch)

Al Misher, Houston, Tex	14.0
Michael Nealy, Stockton, Ca	(14.1h) 14.3
Greg Coleman, Jacksonville, Fla	(14.2h) 14.4
Steve Truehart, Philadelphia, Pa	(14.2h) 14.5
Phil Stapp, Louisville, Ky	(14.2h) 14.6
Bill Jankunis, Staten Island, NY	(14.4h) 14.6
Steve Mahnke, Hudson, Iowa	(14.3h) 14.9
Jack Meyers, Downs, Kan	(14.9h) 15.1
Bob Hughes, Tacoma, Wash	(14.6h)

#### One mile Walk

Steve Herrmann, LaCrosse, Kan	7:09.8
Jim Bentley, Reno, Nev	7:23.9
Mark Yeader, Miami, Fla	7:28.2
Barry Harwick, Mount Lebanon, Pa	7:41.1
Jerry Jacoby, Clarkeville, Ind	7:41.2
Al Schurman, Spokane, Wash	7:54.7
Bill Bikum, Point Pleasant, NJ	8:06.7

#### High Jump

Don Rasmussen, Tacoma, Wash	6-8
Warner Brown, Smyrna, Ga	6-8
Edward Fern, Piscataway, NJ	6-8
Rod Raver, Rochester, Minn	6-6
Joe De La Gerda, El Paso, Tex	6-4
David Hajnik, Johnstown, Pa	(6-4q) 6-2
Ellis Miller, Fort Lauderdale, Fla	6-2
Ronnie Shaw, Jeffersonville, Ind	(6-2q) 6-0
Mike Thompson, Porterville, Ca	(6-2q)
Shifton Baker, Minor, Tex	(6-2q)

#### Long Jump

Brian Siadak, Puyallup, Wash	23-0 $\frac{1}{2}$
Steve Brittenham, Lincoln, Neb	22-9 $\frac{1}{2}$
Kenny Briscoe, Holden, Mo	(23-1 $\frac{1}{4}$ q) 22-2 $\frac{1}{2}$
Danny Williams, Fresno, Ca	(22-3 q) 22-2
Del Spear, Cheney, Wash	21-9 $\frac{1}{2}$
Henry Hudson, Colorado Springs, Colo	21-8 $\frac{1}{2}$
Robert Ensslin, Tampa, Fla	21-8
Bryan Carothers, Gr Falls, Mnt	(21-9 $\frac{1}{2}$ q) 20-8 $\frac{1}{4}$

#### Shot Put (12 pound)

Howard Banich, Arvada, Colo	62- 1
Wayne Bouvier, Utica, Mich	59- 2
Jim Podrebarac, Kansas City	58-10 $\frac{1}{2}$
Joe Kessel, Levittown, NY	(58-1 q) 56- 7 $\frac{1}{2}$
Bruce Brooks, Los Angeles, Ca	55- 8 $\frac{1}{2}$
Able Joe, Coatesville, Pa	54-11
Gene Popovich, Gr Falls, Mont	(54-1 q) 53-11
James West, Mart, Tex	(55-2 $\frac{1}{2}$ q) 52- 9 $\frac{1}{4}$

#### Girls Events

##### 100 yard Dash

Janice Wiser, Chillum, Md	10.6
Pam Riggs, Mountlake Terrace, Wash (10.7h)	10.8
Jane Oas, Wayzata, Minn (10.8h)	10.9
Debbie Clay, Gary, Ind	11.0
Beverly McNeely, El Paso, Tex	11.0
Evelyn Ashford, Athens, Ala (10.8h)	11.0
Denise Julian, East Palo Alto, Ca	11.2
Charmane Smith, Daghton, Kan (11.1h)	11.3
Carrie Sherman, Woddsville, Miss (11.1h)	
Pat Oliver, East Palatka, Fla (11.2h)	
Helen Diggs, Spokane, Wash (11.4h)	
Diedra Wilson, Brooklyn, NY (11.4h)	
Debbie Hileman, Whitefish, Mont (11.4h)	

##### 120 yd Hurdles (39 inch)

Allen Misher, Tex	13.4
Larry Shipp, DC	13.5
Jose Rivas, Cal	14.0
Gary Woolford, Ill	14.1
Maurice Raeford, DC	14.1
John Pfersdorff, Arz	14.1

##### 330 yd Hurdles (36 inch)

Allen Misher, Tex	37.5
Todd Murphy, Mich	39.0
Dennis Brown, Wis	39.0
Dave Wyckoff, Ill	39.5
John Pfersdorff, Arz	39.6
Steve Reimer, Cal	39.9

##### High Jump

Dennis DeLoach, Tex	6-9 $\frac{1}{2}$
Carl Miles, Cal	6-8
Dave Bush, Cal	6-8
John Stanck, Ill	6-6
Chandler Muse, NC	6-6
Mark Branch, Tenn	6-6

now taking place in several areas of the country.

Misher was the only double winner of the meet, as he also took the 330 intermediate hurdles. Competition was keen in nearly every event, with the second best duel probably being the javelin throw, in which DAVID OTT of Salt Lake City, lost a close race to BRUCE DOW, from Hillsboro, Oregon. Californians JOSE AMAYA (Los Angeles) and ROBERT GRUBBS (Fremont) battled to a near dead-heat in the two mile. But the most popular winner was BO SCOTT, of nearby Alton, Ill., who whipped a very good field in the long jump. RESULTS:

##### Pole Vault

Steve Riley, Kans	15-6
Jeff Klawitter, Ill	15-3
Doug Laz, Ill	15-3
Ron Lindley, Ariz	14-6
Barry Benton, Mich	14-6
Nat Durham, Mich	14-0

##### Triple Jump

Steve Rim, Cal	48- 1 $\frac{1}{2}$
Dudley Moxey, Bah	47-11 $\frac{1}{2}$
Tom Cochee, Cal	47-10 $\frac{1}{2}$
Ed Lennex, Pa	46- 2
John Triplett, Cal	46- 1 $\frac{1}{2}$
Dave Bush, Cal	44- 6

##### 220 yard Dash

Janice Wiser, Chillum, Md	24.1
Rosalyn Bryant, Chicago, Ill	24.4
Pam Riggs, Mountlake Terrace, Wash (24.4h)	24.7
Beverly McNeely, El Paso, Tex (24.6h)	24.9
Jane Oas, Wayzata, Minn (24.6h)	25.0
Creola Miller, E Palo Alto, Ca (24.9h)	25.2
Charmane Smith, Daghton, Kan (25.2h)	25.3
Evelyn Ashford, Athens, Ala	25.4

##### 440 yard Dash

Laurie Figureid, Warren, RI	55.4
Patricia Helms, Philadelphia, Pa	56.3
Marie Nickson, Oakland, Ca	56.3
Renelda England, Rosharon, Tex	57.3
Debbie Esser, Woodbine, Iowa	57.3
Leesa Wallace, Barnard, Kan	57.5
Scouter DeLorme, Dovesville, SC	57.9
Todd Rebsamen, Mt Prospect, Ill (58.1h)	58.4
Sharlene Elliott, Denver, Colo (59.1h)	

##### 880 yard Run

Monique Opiola, Bloomington, In(2:14.8h)	2:15.0
Debbie Quatier, Edmonds, Wash(2:15.1h)	2:15.8
Chris A'Harrar, Upper Darby, Pa	2:16.6
Ruth Harris, North St Paul, Minn	2:18.1
Patty Cape, Long Beach, Ca	2:18.6
Doreen Ennis, Nutley, NJ (2:18.3h)	2:19.7
Tammy Valentine, Wenatchee, Wash(2:29.1h)	2:30.1
Marilyn Carlson, Cleveland, Miss (2:20.2h)	
Sharlene Elliott, Denver, Colo (2:20.7h)	

##### 80 yard Hurdles (30 inch)

Sherice DuChamp, Lincoln Park, Mich	10.5
Terri Wheeler, Whitefish, Mont	10.6
Debbie Esser, Woodbine, Iowa	10.6
Claudia Johnson, Washington, DC	10.7
Spider Baker, Albuquerque, NM (10.5h)	10.8
Marilyn Carlson, Cleveland, Mo (10.7h)	n.t.
Janet Benford, Richmond, Ca (10.4h)	dnf
Laurie Stephens, Brockport, NY	dnf
Mildred Collins, New Orleans, La (10.7h)	

##### High Jump

Kathy McQuillan, Sacramento, Ca	5-4 $\frac{1}{2}$
Connie Dorsey, Indianapolis, Ind	5-4 $\frac{1}{2}$
Johanna DeYoung, Kirkland, Wash	5-4 $\frac{1}{2}$
Desiree Gronwald, Denver, Colo	5-4 $\frac{1}{2}$
Cheryl Friesen, Inman, Kan	5-4
Marilyn Haynes, Blountville, Tenn	5-3
Debbie Baumert, Howells, Neb	5-3
Toni Jones, Washington, DC	5-2

##### Long Jump

Kim Schofield, Springfield, Ill	18-11
Anna Chester, Miami, Fla	18- 6
Connie Weeks, Broken Arrow, Okla	18- 4
Gwen Gould, Shelton, Neb	17-10
Collette Winlock, Rancho Cordova, Ca	17- 9 $\frac{1}{2}$
Teresa Dubsy, Kaneohe, Haw	17- 8
Conchita Simonton, Kingsport, Tenn	17- 5
Monica Williams, New Orleans, La	16- 1 $\frac{1}{2}$

##### Discus Throw (1 kilogram)

Waynette Mitchell, Honolulu, Haw	137- 3
Lori Lyford, Kalspell, Mont	134- 5
Judy Lane, Wheatland, Ca	131- 6
Desiree Gronwald, Denver, Colo	125- 3
Ursula Radford, Seattle, Wash	122- 2
Martha Sayles, Glenrock, NJ	117- 3
Jacqueline Gordon, Annandale, Va	116-10

## COCA COLA HIGH SCHOOL INVITATIONAL

ARLINGTON HEIGHTS, Illinois - June 10

A sterling high hurdles duel between ALLEN MISHER of Houston and LARRY SHIPP (Washington, DC), took top billing at this international invitational. The meet drew high school athletes from all section of the United States, as well as Jamaica, the Bahamas, and Ontario, Canada. It is one of the numerous and increasingly popular high school boys invitationals that are

##### 100 yd Dash (wind-aided)

Bob Lawson, Ohio	9.3
Carl McCullough, Cal	9.5
Howard Jones, Ill	9.5
Greg Jones, Cal	9.7
Ken Paulson, Ill	9.9
Maurice Clark, Bah	9.9

##### 220 yard Dash (on turn)

Howard Jones, Ill	21.8
Bob Lawson, Ohio	21.8
Sanny Dierschke, Tx	22.1
Willie Johnson, Tx	22.4
Carl McCullough, Ca	22.4
Maurice Clark, Bah	22.6

##### 440 yard Dash

Ronnie Ray, Va	47.0
Greg Jones, Cal	47.3
Trevor Campbell, Jam	47.4
Seymour Newman, Wis	47.8
Wilbur Henry, Jam	48.1

##### 880 yard Run

Brian Guachino, NJ	1:52.1
Chris Loring, Ill	1:52.7
Dane Fortney, Mich	1:53.2
Wesley Wright, Ill	1:54.0
Randy Beebe, Ill	1:54.1
John Craig, Ont	1:54.8

##### One mile Run

Jim Morrison, Pa	4:12.5
Paul Craig, Ont	4:13.8
Jeff Schenel, SD	4:13.9
Greg Newell, Iowa	4:15.9
Mark Schilling, Ca	4:16.2
Larry Gnapp, Ill	4:16.7
Gary Mandehr, Ill	4:16.9

##### Two mile Run

Jose Amaya, Cal	8:54.5
Robert Grubbs, Cal	8:54.5
Nick Ellis, Mich	8:59.0
Mark Nugent, Ill	9:13.7
Mark Robinson, DC	9:16.1
Chris Tolou, Va	9:16.8

**NATIONAL JUNIOR CHAMP TRACK & FIELD MEET**  
BOWLING GREEN, Ohio - August 15

Nearly all sections of the country were represented at this meet, which was open to boys and girls, thirteen through eighteen years of age. While competition was thin in spots, excellent marks were registered by KEITH TINNER and LEE BRAACH of Washington State; JENNY GILL and WILLIAM WASHINGTON; Kansans CHARMANE SMITH and CHERYL FRIESEN as well as Pennsylvanians MIKE SHINE and JACK WALL. The latter shattered all previous best marks with the 8 pound shot for their thirteen year-olds, to rank as the top single effort of the day.

Tinner, a high school sophomore from Tacoma, turned in 3 outstanding sprints, winning two and finishing third in the 100. Washington creamed a field of young sprinters, which included the noted DWAYNE EVANS, 13, from Phoenix. Braach, 17, a seven footer in the high jump from Des Moines, Washington, added to his stature as the top high school junior in the nation. Shine had two easy hurdle wins.

Best girls marks were shared by Friesen, who recorded one of the best female high jump mark of the year, and Charmane Smith, who traded sprint wins with Jenny Gill in good times. Jenny also added the long jump to her list of triumphs.

**Boys 13-14**

<b>100 yard Dash</b>		Roderick Webb, Ohio 23.8
Wm. Washington, Oh 10.2		Steve Gordon, NY 23.9
Dwayne Evans, Ariz 10.8		
Derreck Best, NY 10.9		
<b>220 yard Dash</b>		Derreck Best, NY 52.7
Wm. Washington, Oh 22.8		Pete Kasper, Ohio 53.5
Derreck Best, NY 23.2		Roderick Webb, Ohio 54.7
Dwayne Evans, Ariz 23.3		Steve Gordon, NY 55.3

**High Jump**-Mike Gould (Oh) 5-8; **Pole Vault**-Tim Lane (Oh) 10-11, Bob Phillips (Oh) 10-6

**Boys 15-18**

<b>100 yard Dash</b>		Bob Skar, Wash 4:19.7	Steve Schertzer, Oh 6-4
Charlie Burge, Ohio 9.8		Halston Taylor, SC 4:20.1	Ted Quigley, RI 6-4
John McCullough, SC 9.9		James Hanson, Wis 4:22.3	
Keith Tinner, Wash 9.9			
<b>220 yard Dash</b>		Glen Wilborn, Oh 9:07.3	Wayne Hinkley, Wash 49-9 $\frac{1}{2}$
Keith Tinner, Wash 21.9		Mike Butynes, NJ 9:19.0	Dana Miles, Mich 43-6
Dan Elkins, Wash 22.1		Jim Buell, Ill 9:22.0	Johnny McCollum, SC 42-9 $\frac{1}{2}$
Charlie Burge, Ohio 22.1		Gordon Braun, Wash 9:25.4	
William Huggins, Oh 22.8			
<b>440 yard Dash</b>		Michael Shine, Pa 14.1	Brian Siadak, Wash 22-2 $\frac{1}{2}$
Keith Tinner, Wash 48.4		Robt. Cornwell, Mch 14.5	Dorian Benning, Oh 21-5
Greg Horne, RI 49.1		Bob Epstein, NJ 14.6	
William Huggins, Oh 49.4			
Bill Samuels, NJ 49.5			
<b>880 yard Run</b>		Paul Epstein, NJ 20.2	Russ Vincent, Wash 58-5 $\frac{1}{2}$
Willie Walton, RI 1:55.6		Dan Elkins, Wash 20.4	Jim Podrabarac, Ks 56-2
Kevin Cropp, Va 1:56.0		Robt. Cornwell, Mch 20.5	Gordon Lupfer, Min 55-7 $\frac{1}{2}$
Greg Stewart, Wash 1:56.9			
Vince Marino, NJ 1:57.1			
<b>One mile Run</b>		Lee Braach, Wash 6-10	Don Christensen, Wash 170-10
Rich Schwartz, Va 4:15.6		George Jupin, Penna 6-8	Tom Frericks, Oh 162-4
Kim Nutter, WVa 4:18.5		Ron Lauck, Ohio 6-6	Russell Hodge, Kns 159-8

**Pole Vault**-Gary Hunter (Ind) 15-0

**Girls 13-14**

<b>220 yard Dash</b>		Lori Paxton, Kans 26.1
Mary Wade, Ill 26.3		Mary Eichensser, Ill 26.7
<b>440 yard Dash</b>		Janice McCombs, NJ 58.9
Ursula Eder, NJ 60.3		Jill Cyr, Kans 62.4
Lina Dominski, NY 62.9		

**Girls 15-18**

<b>100 yard Dash</b>		Jenny Gill, Ohio 10.8
Charmane Smith, Kns 11.0		Diane McCulloch, Oh 11.1
<b>220 yard Dash</b>		Charmane Smith, Kns 24.9
Jenny Gill, Ohio 25.0		Nancy Coha 26.0
<b>440 yard Dash</b>		Amy Tuttle, NY 59.7
Judy Siggerud, Min 60.6		Marchika Thomas, Ky 60.8

**High Jump**-Cheryl Friesen (Kans) 5-7 $\frac{1}{2}$ ; **Shot Put (8#)**-Jeannette Obert (Kans) 39-0

**ALL-AMERICAN HIGH SCHOOL INVITATIONAL**  
BATON ROUGE, Louisiana - June 10

The finest high school meet in the history of the south, drew athletes from coast to coast. When all was said and done JOHN WILLIAMS of Talledega, Alabama, emerged as the star of the meet, by whipping a very strong sprint fields in both short dashes. In addition to the sprints, the deepest fields were in the 880, where a 1:52.5 sufficed to place only seventh and the high hurdles, in which a 14.1 was only good enough for sixth. Several fine two-man duels added to the excitement of the meet. TERRY ALBRITTON, of Newport Harbor, CA, edged ED FRANKLIN, from Rosenberg, Texas, with great marks in the Shot; REED FISHER (Dallas, Texas) outfinished RON ADDISON of Cleveland in the mile; Eugene, Oregon's tremendous all-arounder, CRAIG BRIGHAM, was narrowly bested in the discus and BRUCE SCULLY of Audobonm, New Jersey, edged JOHN RUDD, from Dayton Ohio in the intermediate hurdles. RESULTS:

<b>100 yard Dash</b>	John McDaniel, Tex 4:09.3	Judd Eddy, Wash 15-3
Johnny Williams, Ala 9.4	Doug MacLean, Cal 4:10.9	Kevin Meyers, Va 15-0
Charles Dawson, Tex 9.5	Chris Perez, Kans 4:13.3	Hubert Black, Cal 15-0
Barney Cobb, Va 9.6	Larry Shanklin, Ia 4:14.3	Larren Bailey, Ida 15-0
Charlie Wells, NJ 9.6		Craig Brigham, Ore 14-6
James Kimbrough, Ala 9.6	<b>Two mile Run</b>	
Pred Colvin, DC 9.7	Jim Salcido, Cal 8:56.8	Anthony Carter, Al 24-8 $\frac{1}{2}$
	Marc Genet, Cal 8:58.1	Eddie Banks, Nev 24-3 $\frac{1}{2}$
<b>220 yard Dash</b>	Bob Bentz, Ohio 8:58.4	Don Robins, La 23-11
Johnny Williams, Ala 21.0	Mike Butynes, NJ 9:02.7	Amos Jones, La 23-9 $\frac{1}{2}$
Barney Cobb, Va 21.2	John Olswang, Cal 9:04.0	Bill Mier, Wis 23-1
Fred Colvin, DC 21.2	Tom Olswang, Cal 9:04.6	Frank Glascoe, Va 23-0
Wardell Gilbreath, Tx 21.3	<b>120 yd Hurdles (39 inch)</b>	
Alexander Mackall, Mi 21.4	Charles Romes, NC 13.7	<b>Triple Jump</b>
Nestor Day, Tex 21.7	Harold Reese, Ala 13.8	Frank Glascoe, Va 48-0
	Bruce Scully, NJ 13.9	David Knapp, Ga 47-9 $\frac{1}{2}$
<b>440 yard Dash</b>	Donnie Reddic, Tex 13.9	Amos Jones, La 47-8 $\frac{1}{2}$
Anthony Stroman, Fla 47.2	Carey Schimpf, La 14.0	Anthony Carter, Ala 46-0 $\frac{1}{2}$
Pearlie Harris, Ala 47.3	Mark Durke, Ohio 14.1	Andre Carpenter, DC 44-8 $\frac{1}{2}$
Bob Harrell, Cal 47.4	<b>330 yd Hurdles (36 inch)</b>	<b>Shot Put (12 pound)</b>
Andrew Brown, La 47.7	Bruce Scully, NJ 36.6	Terry Albritton, Ca 67-9
Tim Son, Tex 47.8	John Rudd, Ohio 36.8	Ed Franklin, Tex 66-8
Clarence Musgrove, W 48.3	Nate Austin, NJ 37.0	Ken Starch, Wis 60-3 $\frac{1}{2}$
	Charles Romes, NC 37.0	Terry Stieve, Wis 57-6
<b>880 yard Run</b>	Donnie Reddic, Tex 37.9	
Greg Gibson, Wash 1:51.0	Mark Burke, Ohio 38.9	<b>Discus Throw (1.6 kg)</b>
Tom Kovacic, Cal 1:51.4		Fred Huston, Cal 177-4
Bill Trelease, NJ 1:51.7	<b>High Jump</b>	Craig Brigham, Ore 177-1
Mark Klonover, Tx 1:51.9	Harold Reese, Ala 6-9 $\frac{1}{4}$	Terry Stieve, Wis 170-9
Thom Garrison, Tn 1:52.1	Mike Novacki, Wis 6-9	John Tegg, Fla 170-8
Gary Trojanowski 1:52.5	Jeff Nedimyer, Fla 6-9	Art Burns, Colo 166-10
John Lodwick, Tex 1:52.5	Allen Johnson, Cal 6-7	<b>Javelin Throw (800 gram)</b>
	Charles Jenkins, Oh 6-6	Jeff Carter, Ore 221-8
<b>One mile Run</b>	Steve Fitzgerald, Oh 6-4	Marty Petermann, Me 208-5
Reed Fisher, Tex 4:05.7	<b>Pole Vault</b>	David Sage, NM 191-5
Ron Addison, Ohio 4:05.9		
James Vogt, Va 4:07.0		
Ed Arriola, Cal 4:08.6		

**GOLDEN WEST INVITATIONAL**  
SACRAMENTO, California - June 17

Two National high school bests were set in the thirteenth annual edition of this oldest of all high school boys invitations.

Hometown boys KEN DUNCAN thrilled a crowd of 6,000, in Hughes Stadium by long jumping 26-2 $\frac{1}{2}$ , to upset a field that included his crosstown rival CARL McCULLOUGH. Duncan was only fourth in his state meet. His jump bettered the high school record set by Jerry Proctor in 1967 at 26-0 3/4.

HAROLD SCHWAB of Centereach, New York, set the other mark in the 330 yard Intermediate Hurdles by running 36.3. Schwab came on with a rush over the last two hurdles to beat the favorite ALLEN MISHER of Houston, who finished fourth. Misher, however, came back to win the 120 yard high hurdles. RESULTS:

<b>100</b> -Williams (Talledega, Ala) 9.4, McCullough (Sacramento) 9.5, Dawson (Houston) 9.5; <b>220</b> -McCullough 20.8, Williams 20.9, Dierschke (Sealy, Tex) 21.0; <b>440</b> -Ray (Newport News, Va) 46.6, Brown (Opelousas, La) 47.1, Son (Plainview, Tex) 47.2; <b>880</b> -Scott (El Cerrito, Cal) 1:49.6, King (Hartford, Conn) 1:51.5
Hyatt (Placer, Cal) 1:52.1; <b>Mile</b> -Morrison (Fairless Hills, Pa) 4:12.4, Amaya (Los Angeles) 4:12.4, Fischer (Dallas) 4:13.7; <b>2 Mile</b> -Salcido (Sunny Hills, Cal) 8:54.1, Cotton (El Cajon, Cal) 8:55.2, Ellis (Detroit) 8:57.6; <b>120HH (39in)</b> -Misher (Houston) 13.6, Romes (Durham, NC) 13.7, Reese (Auburn, Ala) 13.8; <b>180LH (30in)</b> -Romes 18.3, Nealy (Stockton, Cal) 18.3, Jones (Palo Verde Cal) 18.6; <b>330IH (36in)</b> -Schwab (Centereach, NY) 36.3, Rudd (Dayton) 37.0, Allen (Old Bridge, NJ) 37.0
<b>1/2</b> -DeLoach (El Paso) 6-9, Stapek (Hillsdale, Ill) 6-9, Miles (Long Beach, Cal) 6-9; <b>1/4</b> -Riley (Wichita) 15-8 $\frac{1}{2}$ , Baggett (Pasco, Wash) 15-6, Black (Los Angeles, Cal) 14-6; <b>1/2</b> -Duncan (Sacramento) 26-2 $\frac{1}{2}$ , McCullough 25-1 $\frac{1}{2}$ , Banks (Las Vegas, Nev) 24-11 $\frac{1}{2}$ ; <b>TJ</b> -Rim (Clovis, Cal) 50-10, Cochee (Oakland) 49-9, Jones (Opelousas, La) 49-5 $\frac{1}{2}$ ; <b>12#SP</b> -Semkiv (Pittsburgh) 67-3 $\frac{1}{2}$ , Franklin (Rosenberg, Tex) 63-5 $\frac{1}{2}$ , Gerasimchuk (Lomita, Cal) 62-10 $\frac{1}{2}$ ; <b>16#SP</b> -Semkiv 59-1, Gerasimchuk 52-6 $\frac{1}{2}$ , Franklin 51-9; <b>DT (1.6kg)</b> -Dull (Winter Haven, Fla) 189-11, Paul (Galveston, Tex) 183-7, Semkiv 174-1; <b>JT (800gr)</b> -Heide (Troutdale, Ore) 212-9, Newton (Havens, Kans) 212-6, Yamelio (W Longbranch, NJ) 207-3; <b>12#HT</b> -Bessette (Cumberland, RI) 170-3, Raineault (New Britain, Conn) 161-1

# THE FINISH LINE

## A Summary of Results

This section includes nationwide results. In order to have good coverage from your area, EVERYONE is encouraged to submit results to STARTING LINE, P.O. Box 878, Reseda, Calif. 91335. For inclusion in next issue, please submit results at least two weeks prior to mailing date shown on page 3 of this magazine.

If possible, include the following:

- \*\* Date of Meet and meet Site (Place and City)
- \*\* Type of Facilities (all-weather, indoor, cinder, etc..)
- \*\* Meet Director and Sponsoring Organization
- \*\* First and Last names and marks of all timed or measured Competitors (including heats and qualifying rounds)
- \*\* Wind assistance information on Sprints, Hurdles & Jumps
- \*\* Weight of implements (Shot, Discus, Javelin, etc..)
- \*\* Ages of outstanding competitors
- \*\* Other pertinent or interesting information

## TRACK & FIELD RESULTS

### OHIO DISTRICT JUNIOR OLYMPICS

FAIRBORN, Ohio - July 8 - from MARK BECKER

High jumpers in general and shot putter TIM REED, in particular, highlighted the Ohio Association Championships. Boys and girls from seventeen teams entered into the scoring as the Utopian Track Club pressed the Kettering Striders for overall honors, followed by the Mound TC and Catholic youth Organization of Dayton. High jump competition was uniformly good and close. Reed bombed the 8 pound ball over 50 feet for one of the top marks of the year in the boys 12-13 division. All of the top teams fielded both boys and girls groups. RESULTS:

**Bantam Boys (9 & under)** 50-Todd Hoofkin (Springfield Striders) 7.1, Jay Sanner (Mound TC) 7.2; 100-Hoofkin 13.5, Sanner 14.1; SLJ-Mark Zanowick (M) 6-10 $\frac{1}{4}$ ; BBT-Dan Kirk (Miami East TC) 144-4, Sanner 143-0, Ray Diggs (Utopian AC) 142-9, Hoofkin 141-0

**Midget Boys (10-11)** 100-Mark Nagel (Kettering Striders) 12.4, Bill Belton (CYO of Dayton) 12.8, T.Washington (Ut) 12.8; 440-Dahm (KS) 64.8, Washington 67.3; 880-Fredette (CYO) 2:41.1; LJ-Reg Williams (Ut) 15-6; HJ-Ken Edwards (SS) 4-4, A.Klopfenstein (BP) 4-2, Tim King (M) 4-2

**Junior Boys (12-13)** 100-Roger Webb (Ut) 11.2, R. Kimberline (SS) 11.4; 220-Webb (Ut) 25.1, Parks (Ut) 25.8; 440-Webb 58.5; 880-Kimberline 2:27.1; 70H(30in)-Lewis Hampton (SS) 9.5, Tom Sewell (Fairborn TC) 10.2; HJ-Mark Mattison (Ut) 5-7, Ralph Turner (SS) 5-5; LJ-Mattison 17-7, Hampton 16-10 $\frac{1}{2}$ ; SP(81b)-Tim Reed (SS) 50-8, Daryl Walton (Ut) 41-7, Charles Oliver (Ut) 40-8

**Intermediate Boys (14-15)** 100-John Wright (KS) 10.4, T.Washington(Ut) 10.4, Jerry Tils (Ut) 10.5, M.Thompson (SS) 10.6; 440-Gudgel (Ut) 52.4, Grant(Ut) 52.5; 880-Potter (Beavercreek Pacers) 2:04.0, Grant 2:08.2; 120H(39in)-Kenerly (SS) 17.5, Tom Dodge (Frbrn) 18.2; MileWalk-Mike Henry (KS) 10:33; HJ-Geoff Cooledge (Frbrn) 5-11, Ron King (SS) 5-10, Wright 5-8; LJ-Bob Wagoner (Athens TC) 19-11 $\frac{1}{2}$ ; SP(121b)-Buck Hart (Darke County YMCA TC) 39-5 $\frac{1}{2}$

**Senior Boys (16-17)** 100-Charles Burge (Ut) 10.0; 440-Benning (Ut) 50.5; 880-Wellman (Sidney TC) 2:05.5; 120H(39in)-Ludie Parks (Ut) 15.2; HJ-Jerry Tucker (Sid) 6-0; LJ-Benning 20-3; SP(121b)-Eric Herman (M) 49-5

**Bantam Girls (9 & under)** 50-Miriam Banks (CYO) 7.3, Jamie Chance (M) 7.4; 100-Banks 14.2, Chance 14.3, Donna Ham (CYO) 14.4; SLJ-Chance 6-8 $\frac{1}{2}$ ; BBT-Tina Belton (CYO) 103-6

**Midget Girls (10-11)** 100-Tonya Lewis (Ut) 12.4, Sharon Jasper (Ut) 12.6, Susan Cox (DCY) 12.8; 220-Lewis 28.5, Jasper 29.4, Sampson (CYO) 29.5; 440-B.Jarvis (KS) 68.7; LJ-Cox 12-9; HJ-Amy Wright (KS) 4-6, Kim Belton (CYO) 4-2, Gwen Nielson (KS) 4-0

**Junior Girls (12-13)** 100-Linda Banks (CYO) 11.8, Janice Crosby (Ut) 12.0, Karen Bradley (Ut) 12.1; 220-Banks 27.5, Sturr (KS) 27.7; 440-Bradley 65.3 880-Sturr 2:28.8; 50H(30in)-Janet Jarvis (KS) 8.5; HJ-Lisa Keifer (KS) 4-7 LJ-Banks 14-8 $\frac{1}{2}$ ; DT(1 kg)-L.Wilson (M) 88-7, K.Oldsfield (KS) 70.8

**Intermediate Girls (14-15)** 100-Fleury (CYO) 12.2; 220-Baltes (DCY) 27.5; 440-T.Seippel (KS) 59.8; 880-Joy Jarvis (KS) 2:22.9, Seippel 2:23.1; 80H(30in)-Monica Keifer (KS) 11.2, Jarvis 11.6; HJ-Seippel 5-2, Chris Farris (KS) 5-0; LJ-Barb Baldwin (M) 15-3; DT(1kg)-D.Stephens (KS) 102-3, L. Seippel (KS) 101-4

**Senior Girls (16-17)** 100/220-Denise Izor (M) 12.2/27.4; 440-S.Fitzgerald (KS) 59.8; 80H(30in)-C.Henry (BP) 11.2, Mary Leiser (KS) 11.7; HJ-Jane Davidson (DCY) 5-0, Ruth Welbaum (DCY) 5-0; LJ-Deb Tully(NewLebanonTC) 15-2 $\frac{1}{2}$

## REGION SIX JUNIOR OLYMPICS

### REGION SIX JUNIOR OLYMPICS

DAYTON, Ohio - July 22 - from MARK BECKER

One hundred degree temperatures welcomed 592 athletes for this sixth annual meet directed by Norm Saettel. Field eventers and sprinters benefitted from the heat, while distance runners probably wished they were somewhere else besides the all-weather track of Dayton Welcome Stadium.

The best marks of the day were turned in by high jumpers MARK MATTISON of Ohio in the boys 12-13 division and CONNIE DORSEY of Indiana in the girls 14-17 group. Mark's 5-9 $\frac{1}{4}$  leap is among the top all-time recorded in his age group, while Connie's 5-8 3/4 ranks her among the first five women in the country this year.

Other top boys efforts included the hurdle/long jump double of talented LEWIS HAMPTON in the 12-13 division and the shot put victory of his Springfield, Ohio teammate TIM REEDS (over rival RAY WELCH). CHRIS RASSEL, from Illinois, had a speedy hurdle/440 double in the 12-13 class for the top girls performance in that division.

Biggest threats for JO National honors appear to be hurdler PHIL STAPP and high jumper RONNIE SHAW from Kentucky, as well as sprinter CHARLES BURGE and Michigan shot putter WAYNE BOUVIER among the boys. For the girls, long jumper KIM SCHOFIELD of Illinois and hurdler SHERICE DUCHAMP of Michigan.

The virtually windless meet was sponsored by sixteen Dayton District AAU clubs. RESULTS:

#### Boys 12-13

100 yard Dash  
Rod Webb, Ohio 10.8  
Robert Grigsby, Meh 10.9  
Everett McCann, Meh 11.0  
Rich Kimberline, Oh 11.0

440 yard Dash  
Rod Webb, Ohio 56.8  
Ken Kammack, Ind 58.5  
Marshall Parks, Oh 61.9  
Jay Householder, Oh 63.5

880 yard Run  
Ralph Turner, Oh 2:18.3  
Todd Applegate, Ky 2:18.7  
Mike Mayhew, Ohio 2:19.0  
Ken Slaton, Ohio 2:22.0  
Tom Sundrla, Mich 2:26.3

One mile Run  
Brad Singer, Mich 5:06.8  
Mike Smith, Mich 5:16.6  
Ben Pollillo, Ind 5:17.0  
Tom Collins, Mich 5:32.4

70 yd Hurdles (30 inch)  
Lewis Hampton, Ohio 9.0  
Ken Kammack, Indiana 9.2  
Brian Leverett, Mich 9.6  
Keith Frankowski, Mi 10.8

One mile Walk  
R. Kaminsky, Oh 10:17.1  
Dave Strom, Ill 10:59.8  
Tony Morrett, Oh 11:17.4

High Jump  
Mark Mattison, Ohio 5-9 $\frac{1}{4}$   
Richard Phillips, Il 5-6  
H. Swanson, Indiana 5-2  
Ralph Turner, Ohio 5-2

Long Jump  
Lewis Hampton, Oh 18- 5  
Mark Mattison, Oh 18- 3 $\frac{1}{2}$   
Vernon Saine, Oh 16-11  
Robert Cannon, Oh 16-10 $\frac{1}{2}$   
Keith Frankowski, Mi 16-9 $\frac{1}{2}$

Shot Put (8 pound)  
Tim Reed, Ohio 48- 8 $\frac{1}{2}$   
Ray Welch, Ohio 47- 1 $\frac{1}{2}$   
Dave Geary, Ky 45-10 $\frac{1}{2}$   
Steve Huffer, Ind 45- 0 $\frac{1}{2}$   
Daryl Walton, Oh 41-10 $\frac{1}{2}$

#### Boys 14-17

100 yard Dash  
Charles Burge, Ohio 9.7  
John Mateski, Ill 9.8  
R. Jackson, Ohio 9.9  
Clark Hamer, Ind 10.2  
Wm. Washington, Oh 10.3

440 yard Dash  
John Henderson, Ind 50.7  
Greg Hill, Kentucky 50.8  
Jerry Thomas, Ill 50.9  
Randolph Williams, Mi 50.9

#### 880 yard Run

Charles White, Ill 1:59.0  
Diane King, Illinois 5-0  
Jim Springate, Oh 2:01.7  
Harley Truglen, Ky 2:02.5

#### One mile Run

Glen Wilburn, Oh 4:21.1  
Jim Buell, Ill 4:27.0  
James Thomas, Meh 4:30.4

#### High Jump

Ronnie Shaw, Ky 6-7 $\frac{1}{2}$   
Bill Thomas, Ky 6-5 $\frac{1}{2}$   
Royce Turner, Ind 6-2  
Greg Robertson, Ind 6-2

#### Long Jump

Kirk Edwards, Ind 22-1 $\frac{1}{2}$   
G. Woolford, Ill 22-0  
LaRome Smith, Mich 21-5  
Andy McConnell, Oh 21-1

#### Shot Put (12 pound)

Wayne Bouvier, Meh 59-4 $\frac{1}{2}$   
Greg Price, Ind 52-8 $\frac{1}{2}$   
Dennis Simpson, Ill 52-8 $\frac{1}{2}$   
Brad Kordic, Ohio 52-2 $\frac{1}{2}$   
Eric Smith, Ohio 50-7 $\frac{1}{2}$

#### One mile Walk

Jerry Jacobi, Ky 8:07.6  
Brian Condre, Ky 8:22.5  
James Chappelle, O 8:32.0

#### Girls 12-13

100 yard Dash  
Lynda Banks, Ohio 11.8  
Lisa Talley, Ohio 12.0  
Rosie Turner, Ohio 12.0  
Latyne Walker, Ind 12.0  
Angela Johnson, Meh 12.1

#### 220 yard Dash

Lynda Banks, Ohio 26.5  
Lisa Talley, Ohio 26.7  
Diane Fellows, Ohio 27.2  
Linda Holly, Mich 27.6

#### 440 yard Dash

Chris Rassel, Ill 62.4  
Carmen Phillips, Meh 64.0  
Sandy Smith, Ohio 64.2

#### 880 yard Run

Cary Craven, Ohio 2:25.7  
Marianne Sturr, Oh 2:28.2  
Dean Modica, Ill 2:29.0  
Cathy Bjork, Mich 2:30.1  
Eliz. Blesch, Ky 2:32.0

#### 50 yd Hurdles (30 inch)

Chris Rassel, Ill 7.2  
Kathy LaPorte, Ill 7.4  
Barb Bollinger, Ill 7.5  
Janice Tatum, Ind 8.0  
Diane Wymore, Mich 8.1

#### High Jump

Carol Addy, Ohio 5-0  
Diane King, Illinois 5-0  
Shirley Sweet, Ill 4-8  
Beth Nieperman, Ill 4-6  
Laura Listerman, Meh 4-6

#### Long Jump

Kathy LaPorte, Ill 16-8 $\frac{1}{2}$   
Lynda Banks, Ohio 16-1 $\frac{1}{2}$   
Addie Bass, Ohio 15-0 $\frac{1}{2}$

#### Discus Throw (1 kg.)

Lori Wilson, Oh 80- 3 $\frac{1}{2}$   
Debbie Hite, Oh 75- 9  
D. Klembarsky, Oh 74- 3 $\frac{1}{2}$   
Helen Williams, Mi 73- 9  
Cheryl Breedon, Ky 71-11

#### Girls 14-17

100 yard Dash  
Debbie Clay, Ind 11.0  
Ditra Henry, Ill 11.1  
Roslyn Bryant, Ill 11.1  
Lynn Smith, Mich 11.1  
Gwen Smith, Ohio 11.3

#### 220 yard Dash

Roslyn Bryant, Ill 25.0  
Ditra Henry, Ill 25.2  
Maoper West, Ill 25.3  
Veronica Williams, In 25.8

#### 440 yard Dash

Maoper West, Ill 57.6  
Trudy Rebsamen, Ill 58.8  
Bonnie Stewart, Oh 58.9  
Cheri DeHaven, Ind 59.0  
Terri Seippel, Oh 59.4

#### 880 yard Run

Monique Opiola, In 2:20.4  
Ann Forshee, Mich 2:22.5  
Joy Jarvis, Ohio 2:22.6  
S. Fitzgerald, Oh 2:25.6  
Vicki Slater, Mich 2:27.5

#### High Jump

Connie Dorsey, Ind 5-8 $\frac{1}{2}$   
Jean Baltz, Indiana 5-6  
Anita Lee, Michigan 5-6  
Andra Olson, Ill 5-2  
Rity Cyvus, Ohio 5-0

#### Long Jump

Kim Schofield, Ill 19-0 $\frac{1}{2}$   
Audrey Marocco, Ill 18-7 $\frac{1}{2}$   
Anita Lee, Mich 18-4

#### Discus Throw (1 kg.)

Barb Grider, Ill 111- 7  
D. Stephens, Ohio 108-10  
L. Seippel, Ohio 106- 8

#### 80 yd Hurdles (30 inch)

Sherice Duchamp, Meh 10.6  
Kim Smith, Ohio 10.7  
Bonnie Stewart, Oh 11.2  
Kathy Anderson, Oh 11.3

**BELVIDERE FAMILY YMCA TRACK & FIELD MEET**

BELVIDERE, Illinois - July 29 - from JOHN HAMER

High jumpers high-lighted the competition as 500 entries from 18 teams in northern Illinois participated. The Chicago Zephyrs and host Belvidere team scored heavily in the boys' divisions, while the Peoria, Palos Hills and Northwest Suburban Track Clubs topped the girls events. Best results:

Boys 9 & under 50-Joey Glickenberg (Belvidere) 7.4; 100-Mike Clay (Chicago Zephyrs) 13.9; Troy Stoudermire (Blv) 14.0; 220-Jay Essington (Peoria) 32.0 Robert Eley (CZ) 32.3, Derik Woods (Moline) 32.5; LJ-Stoudermire 11-8, Greg Blair (Blv) 11-5; BBT-Mike Bullard (Blv) 142-6, Blair 136-7, Kevin Conneely (Sterling) 135-9; 4x100Re-Belvidere 62.7

Boys 10-11 50-Falando Clay (CZ) 6.7, Mark Lucas (Peo) 6.9; 100-Tony Jones (Mol) 13.0; 200(?) - Jones 27.6; HJ-Andy King (St Charles) 4-6, Mike Stein (Byron) 4-4; LJ-Bill Bryan (StC) 14-0½; Andy Marrocco (Palos Hills) 13-10; BBT-Alan Wallace (Blv) 173-2, Brad Schueler (Sterro) 172-11; Re-StCharles 57.4

Boys 12-13 100-Mike Bonds (CZ) 11.1; 220-Bonds 24.5, Mike Bucklin (Blv) 25.0, Arthur Bruce (Blv) 26.3; 440-Andre Williams (Peo) 60.5, Jim McNamara (NW Suburban) 62.5; 880-McNamara 2:20, Andre Williams 2:21; HJ-Dave Lowdermilk (Princeton) 5-2, Dean Shattuck (Blv) 5-1; LJ-Dave Bucklin (Blv) 17-5½; SP/DT-Louis Kreutziger (Blv) 39-7/98-9

Boys 14-15 100-Craig Shultz (Blv) 11.0; 220-Bonds (CZ) 23.6; 440-Marrell Redmond (CZ) 53.1, Jason Lindaman (Blv) 53.5; 880-Gary Anspoch (Byron) 2:11.5; Mile-El Rodriguez (Ster) 4:56.1, Rod Knowlton (Blv) 5:04.2; 120LH-Dave Shattuck (Blv) 14.5; HJ-Shattuck 6-2, Steve Rush (Blv) 6-2; LJ-Steve Christopher (StC) 19-6; SP-Ron Toops (By) 56-5, Jim Cahalan (Mol) 54-8; DT-Toops 144-8, Chuck Anderson (Blv) 139-4, Kirk Retzman (Blv) 136-2

Girls 9 & under 50-Debbie Greathouse (Poss Park) 7.2, Karen Kirane (Blv) 7.3, Anita Coleman (CZ) 7.4, Pat Arrington (Mol) 7.5; 100-Liz Greathouse (FP) 13.8, Stacy McAdams (Mol) 14.2; 220-McAdams 31.9, D.Greathouse 32.0; LJ-D.Greathouse 11-6½, Katie Meyers (Countryside) 11-7½, Andrea Donatoni (NWS) 10-11; BBT-Arrington 132-8, Joan Boesen (NWS) 101-1; Re-Moline 65.4

Girls 10-11 50-Deb Weaver (Cou) 6.9; 100-Cheryl Schmal (PH) 12.5, Weaver 12.6; 220-Schmal 28.5, Lisa Strom (Mol) 29.5; HJ-Heidi Thompson (Cou) 4-1, Strom 4-1, Sylvia Moll (StC) 4-0, Beth Partridge (Ster) 4-0, Jana Smith (StC) 3-11; LJ-Schmal 12-10; BBT-Eva Matalonis (StC) 202-4, Diane Nimocks 151-7, Kay Buerkle (StC) 143-0; 4x100Re-Poss Park 58.7

Girls 12-13 100-Lynn Gannon (Peo) 11.7, Harrison (FP) 11.8, Deanne Gutowski (NWS) 11.8, Smart (FP) 11.9; 220-Diane Havlik (NWS) 25.9, Gutowski 26.4, Gannon 26.5, Kim Rasenow 26.6, Cindy Hocten (FP) 26.7, Carrie Perkins (Mol) 27.0; 440-Anita Moore (FP) 63.2, Liz Boesen (NWS) 63.5, Jan Cosgrove (Chicago TC) 63.6; 880-Barb Laux (PH) 2:34; HJ-Beth Napermann (Chi) 4-9, Julie Havener (Peo) 4-9, Bobbi Lamb (Peo) 4-9; SP-Margie Eckhoff (Peo) 34-11; BBT-Eckhoff (Peo) 201-2, Lee Ann Swanberg (Blv) 191-8

Girls 14-15 100-Kilhoffer (Peo) 11.5; 220-Andrew Marrocco (PH) 25.2; 440-Chris Rassel (Chi) 60.9; 880-Bev Roland (Peo) 2:26.2; HJ-Janie Blackman (Peo) 5-4; LJ-Marrocco 18-3, Jeanne Kilhoffer (Peo) 17-3½, Cherell Swedberg (Mol) 17-1½; SP-Doreen Olson (Peo) 31-7; BBT-Cathy Drozynski (Blv) 220-1

**REGION FOUR JUNIOR OLYMPICS**

MIAMI, Florida - July 22 - from ELI GAGICH

Sprinter ALFRED McCULLOUGH, walker MARK YEADAKER and hurdler GREG COLEMAN emerged as the top threats for national honors, as winners of this meet qualified for trips to Spokane, Washington for the National Junior Olympics. Surprisingly, many of the events were dominated by athletes out of Miami area. Two youngsters, sprinter PAT OLIVER, 14, and distance runner DINO CARDELLI, 16, turned in nice doubles. Top results included:

Boys 14-17 100-Alfred McCullough (Boys Club of Miami) 9.7, Charles Dallas (Richmond-Perrine TC) 9.8; 220-Levy Lennon (FA) 23.3; 440-Victor Thompkins age 16 (RP) 50.5, Anthony King (FA) 50.5; 880-Leroy Bell (RP) 1:59.1; Mile/TwoMile-Dino Cardelli, 16 (BC) 4:27.7/10:12.4; 120H(39in)-Greg Coleman (FA) 14.5; MileWalk-Mark Yeadaer, 16 (Hialeah Optimists) 7:48.4; HJ-Ellis Miller (FLR) 6-3; LJ-Robert Ensslin (FA) 21-1½, James Everett (BC) 21-0½, Allen Overall (FA) 21-0½; PV-John Szymula 12-0; SP(12lb)-Mike Lojko (FA) 46-11½; DT(1.6kg)-James Lee (FA) 113-1

Girls 14-17 100-Pat Oliver (FA) 11.3, Johnetta Daily (FA) 11.4, Jannie Sharpe (Miami Jets) 11.4; 220-Oliver 25.4, Sharpe 25.6; 440-Daily 58.1; 880/Mile-Carlene Wilson (MJ) 2:30.5/5:49.6; 80H(30in)/HJ-Debra Alexander (FA) 12.0/4-9½; LJ-Anna Chester, 16 (RP) 17-5½, Judy Morgan (FA) 16-10; SP(8lb)/DT(1kg)-Geneva Pia (RP) 33-11½/93-1

**NATIONAL SUMMER YOUTH SPORTS PROGRAM**

HARTFORD, Connecticut - August 8 - from CARL COOPER

As part of a program sponsored by the United States Track & Field Federation, Trinity College of Hartford hosted bi-weekly field meets for boys and girls, culminating in a final.

Among the outstanding marks recoded by the athletes (who competed in sneakers) were the 13.2 / 100 by CHRIS WEATHERINGTON and the 14-0 in the long jump by STEVE WALLACE. Both boys competed in the 10-11 division.

**ROCKY MOUNTAIN AAU BOYS AGE-GROUP CHAMPIONSHIPS**

LAKEWOOD, Colorado - July 29 - from DICK HAGGERTY

Fine depth in the 10-11 Division and a number of superb individual marks showed that the boys age group program in this neck-of-the-woods is beginning to solidify.

While the Denver All-Stars took their usual quota of medals in the sprints, they topped in the 10-11 division by TERRY DURST of the Wingfoots. Other Denver area teams had their standouts too.

BILLY LOWE of the Flyers turned in a super high altitude 12-13 distance running double and JEFF MULLEN, of the new So. Suburban Track Club of Littleton, cleared 4-9½ in the 10-11 high jump to edge DEAN CHRISTIAN. The thirty foot barrier in the six pound shot was bettered by Jefferson County Track Club JIM BANICH, who is the ripe old age of eight (repeat eight) years old. Results of this meet follow:

Boys 9 & under 50-Vincent Miller (Denver PAL All-Stars) 6.8, Bryan White (DAS) 6.9, Sheldon Weiss (DAS) 6.9, Ken Houston (DAS) 7.0, S. Johnson (Denver Wingfoots) 7.1; 100-Arnel Lewis (DAS) 13.1, Weiss 13.4, Houston 13.9; 220-Miller 31.0, Weiss 33.0; 440-Lewis 70.1, P.Howard (Denver Flyers) 77.5; 880-T.Ray (Jeffco TC) 2:54.7, S.Kannenberg (Jef) 2:59.0; HJ-Jeff Taton 3-2; LJ-White 13-10, Jim Banich (Jef) 12-6, Howard 11-2; 6#SP-Banich 30-2, Arne Kroger (Boulder) 23-9½; 4x100Re/4x440Re-Denver All Stars 61.2/5:11.9

Boys 10-11	A.Mitchel, DF	29.9	High Jump	J.Mullen, S Suburban	4-9½
50 yard Dash	440 yard Dash		D.Christan, DAS	4-8½	
T.Durst, DenWingfoot 6.3	M.O'Neal, DAS	63.5	S.Pegules, DWF	4-7	
V.White, DenAll-Star 6.4	D.Christan, DAS	63.6	D.White, DF	4-5	
A.Campbell, DAS	C.Turner, DAS	69.1	L.Hall, DF	4-5	
L.Brooks, DAS	6.6		B.Dillon, SS	4-2	
N.Mack, DAS	6.7				
L.Hall, DenverFlyers 6.7	M.O'Neal, DAS	2:41.0	Long Jump		
	P.Kopp	2:42.9	S.Pegules, DWF	14- 8	
100 yard Dash	B.Dillion, S Sub	2:43.3	T.Durst, DWF	13-10½	
T.Durst, DWF	C.Turner, DAS	2:44.0	J.Mullen, SS	13- 9	
V.White, DAS	J.Saylor	2:45.2			
A.Campbell, DAS	12.4		Shot Put (6 pound)		
N.Mack, DAS	12.4		J.Ostwald, Boulder	27-7	
			M.Sheppard	24-2	
220 yard Dash	C.Zumey	4:36.2	M.Crites, Jeffco	23-3½	
N.Mack, DAS	R.Gunther	4:43.3	J.Creedon, SS	23-0½	
A.Campbell, DAS	29.1				
K.Jackson, DF	29.2				
	29.5				

Boys 12-13 100/220-Ken Hall (DF) 11.5/25.5; 440-B.Morton (DAS) 58.7, Jim Walker (DAS) 59.6, Terry Treece (DF) 60.2, Bob Bonner (DF) 61.7; 880-Billy Lowe (DF) 2:16.0, James Walker (DAS) 2:20.4; Mile-Lowe 5:15.9; MileWalk-Shawn Penland 9:54.5; 70LH(30in)-Wayne Wallace (DWF) 9.8, Shawn Haggerty (Jef) 10.2, S.Schildknecht (Jef) 10.4, C.Burleson (DF) 10.8; HJ-Treece 5-4, Steve Sheppard 5-1; PV-J.Nelson (Jef) 7-8; LJ-Treece 16-10½; TJ-Bonner 33-9½, M.Lewis (DAS) 32-2, C.Burleson (DF) 31-2; 8#SP-Wallace 50-11½

Boys 14-15 100-Gerald Zuniga (DAS) 10.4, B.Prince (Colorado Springs) 10.5; 220-Zuniga 23.6, Prince 24.0; 440-D.Patterson (DF) 54.2, George DuPuch (DF) 54.4; 880-B.Wright (Jef) 2:11.3; Mile-J.Davis (WF) 5:00.0; 2Mile-G.Murry 11:19.6; MileWalk-P.Bauer (SS) 9:54.5; 120HH(39in)-M.Bergin (Bou) 17.1, Scott Howe (Cheyenne Mountain TC) 17.4, D.Bate (SS) 17.7; PV-S.Meyers (DWF) 10-6; LJ-Zuniga 19-3½; TJ-Bergin 37-6½; 12#SP-Greg Spencer (DWF) 42-11½; DT(1.6kg)-M.Cerise (CM) 99-7

**ROCKY MOUNTAIN BOYS PENTATHLON CHAMPIONSHIP**

from DICK HAGGERTY

Denver (PAL) All-Stars proved that they have more than just sprinting talent, as they swept three of the four age divisions in a test of all-around ability. A scoring table for each of the age divisions was devised, so that the scores for the younger divisions were generally higher than those for the older groups. KEN McCLENDON of the All-Stars easily topped the boys 14-15 group, with the following performances: 16.9 (120 HH - 39 in.), 30-8 (12 lb Shot Put), 10.8 (100 yd Dash), 5-9½ (High Jump) and 5:45.9 in the Mile.  
Age-Group performances and scores follow:

Bantam Boys (9&U)	HJ/score	LJ/score	100/score	6#SP/score	880/score	Total
Bryan White, DAS	3-9½/920	13-9½/1000	13.0/1000	22-2/754	2:58.0/860	4534
Arnel Lewis, DAS	3-7½/840	12-5/910	13.1/975	19-5/655	2:50.0/940	4320
Tom Ray, Jeffco	3-2/640	11-5/790	15.0/500	14-1½/466	2:59.0/850	3246
Jeff Taton, YMCA	3-2/640	10-10/720	15.1/475	17-2/574	3:09.0/750	3159
Scott Kannenberg	3-2/640	9-8/580	15.0/500	16-9/550	3:01.0/830	3109
Jim Banich, Jef	3-4½/720	---	14.7/575	29-0/1000	3:08.0/760	3055

Midget Boys(10-11)	6#SP/score	100/score	LJ/score	HJ/score	1320/score	Total
Vincent White, DAS	25-0/676	12.8/800	14-0/840	4-1/720	4:40.9/800	3836
Chris Turner, DAS	22-4/580	13.4/650	14-0½/940	4-3½/840	4:41.0/790	3800
Dean Christian, AS	24-8/664	14.0/500	14-2/860	4-5/880	4:38.0/820	3724
Mike O'Neal, DAS	20-9½/526	13.2/700	13-7/790	4-2/760	4:38.0/820	3596
Dennis Acker, Jef	20-10/526	13.5/625	12-8/680	3-8/520	4:43.3/760	3191

Junior Boys(12-13)	120LH/sc	HJ/score	100/score	8#SP/sc	Mile/score	Total
Steve Sheppard	19.8/400	4-11/800	12.0/675	28-2/424	5:46.6/600	2899
Shawn Haggerty, Jf	19.5/445	4-3½/480	12.7/500	22-6/220	5:59.0/470	2115
Mike Schildknecht	19.1/505	4-5/520	13.5/300	22-4/220	7:00.8/0	1545

ILLINOIS JUNIOR SPORTS JAMBOREE

CRYSTAL LAKE, Illinois - August 19 - from JOHN HAMER

State finals in 43 track & field events, in the 17th annual Jamboree, were run at Crystal Lake community High School.

500 boys and girls between the ages of 10 and 15 participated in the competition; they were the finalists in summer long competition, which began with nearly 40,000 entries in more than 200 communities. Sponsors of the Jamboree were the Illinois Jaycees, the Governor's Office of Human Resources, and the Illinois Department of Corrections.

Recipients of special awards for outstanding performance were: In the intermediates (14-15), DAVE SHATTUCK, who high jumped 6-3½ and DITRA HENRY, who demolished a fine 220 field and anchored the winning relay team. In the Juniors (12-13) TIM ARMSTRONG and VALERIE MILAN, both excellent sprinters. In the Midget (10-11), sprinters GALE HESTER and RICKY ROBINSON. The city of Chicago captured the most top placers,

Midget Boys (10-11) 50-Vic Stackhouse (Waukegan) 6.5, Kevin Blades (Chicago) 6.5, Todd McCartney (Glen Ellyn) 6.6; 100-Rich Robinson (Aurora) 12.2, Jas. Smith (Kankakee) 12.4, Gene Larkin (Wheaton) 12.4; HJ-John Lang (Tremont) 4-8; LJ-Robert McNulty (Highland Park) 14-10, Jeff Beals (Chrisman) 14-2, Kevin Bobbit (Bloomington) 14-1; BBT-Stan Albright (Richmond) 218-5

Junior Boys (12-13) 50-Larry Gaskill (Monmouth) 6.0, Greg Johnson (Evanston) 6.0, Mark Elgar (Camp Point) 6.2; 100-Calvin Smith (E St Louis) 11.0, Reginald Adams (Chi) 11.1, Greg Armstrong (Ransom) 11.3; HJ-Dave Lowdermilk (Princeton) 5-8; LJ-Alan Tope (Herrin) 17-9, Kan Kilrain (Palatine) 17-4, Mark Edwards (Olney) 16-11½, Chuck Harrison (Belleville) 16-11½, Carl Finley (Galesburg) 16-10; BBT-Marc Flowers (Rock Is) 268-4; 4x100Re-Chicago 50.1

Intermediate Boys (14-15) 50-Denny Whiting (Chi) 5.7, Craig Schultz (Belvidere) 5.8; 100-Rhac Buckley (Champaign) 10.3, Eugene Reeves (Cairo) 10.3, Al Sietman (Streamwood) 10.5; 220-Roland Welles (Chi) 22.7, Mark Forbes (Normal) 23.0, Rich Clayton (ESL) 23.5; 880-Brian Meyer (ESL) 2:06.0, Greg Withers (Carbondale) 2:06.2; Mile-Steve Miller (Addison) 4:36.2, Tony Magdaleno (Woodstock) 4:37.3, Pat Fortney (Sterling) 4:46.8; HJ-Dave Shattuck (Belvidere) 6-3½; LJ-Rick Simonson (Elgin) 18-10; BBT-Ed Moore (Lexington) 310-5, Randy Wells (Morton) 308-10, Gary Kobat (Algonquin) 307-0; Re-Chi 45.1

Midget Girls (10-11) 50-Adrienne Ross (Chi) 6.8, Carla Rub (Arlington Hts) 6.8, Joyce Boyd (Rock Is) 6.9; 100-Gail Hester (RI) 12.2, Lisa Allen (Galesburg) 12.3, Wayner Moore (Bourbonnais) 12.6; HJ-Lisa Plummer (Nor) 4-5½, Jana Smith (DeKalb) 4-4, Kathy Braach (LaGrange) 4-2; LJ-Ross 14-3½, Boyd 13-8½, Moore 13-8; BBT-Eva Matalonis (St Charles) 183-2, Renee Butler (Gal) 158-7, Diane Nimock (Belvidere) 147-1, Linda Ballard (E Alton) 145-8

Junior Girls (12-13) 50-Valerie Milan (Chi) 6.0, Patricia Jones (Moline) 6.2, Gail Hoffman (6.3); 100-Deann Gutowski (Norridge) 11.5, Carla Huddle (Gal) 11.6, Beth Johnson (Mol) 11.6, Mary Eichenseer (Bellville) 11.8, Laura Blanchard (Oak Park) 11.8; 220-Shirley Rice (RI) 26.3, Cindy Horton (N Chi) 26.6, Janet Cosgrove (Calumet City) 27.0; HJ-Both Napermann (Elgin) 4-10½; LJ-Audrey Moore (N Chi) 15-9½, Milan 15-7, Holly Kirkpatrick (Roseville) 15-5½; BBT-Luann Swanberg (Rockford) 213-2, Linda Geugh (Elgin) 210-1, Karen Vahlkamp (Belleville) 202-5; 4x100Re-North Chicago 49.6

Intermediate Girls (14-15) 50-Rita Ringer (Chi) 6.0, Jerri Hicks (Aur) 6.1, Cheryl Swedberg (Mol) 6.2; 100-Terry Hopkins (Chi) 11.0, Tawanna Humphrey (Belville) 11.1, Lynn Gannon (Peoria) 11.4; 220-Ditra Henry (Chi) 23.8, Audrey Marrocco (Chicago Ridge) 24.7, Gina Jackson (Urbana) 25.9; 880-Bev Roland (Peoria) 2:21.8, Melody Miller (Niles) 2:29.0; HJ-Shelli Groom (Manville) 5-1; LJ-Marrocco 18-3½, Doreen Olson (Peoria) 18-0½; BBT-Cathy Drozynski (Belvidere) 224-5; 4x100Re-Chicago 49.5

SOUTH DAKOTA JUNIOR OLYMPIC CHAMPIONSHIPS

BROOKINGS, South Dakota - June 10 - from RICH GREENO

High jumpers MARK NEWMAN and VERA SCHLOSSER cleared very creditable heights, despite being hampered by a 10-30 m.p.h. winds, on this otherwise beautiful day. Meet Director Jay Dirksen handled a nicely managed meet with the help of the Prairie Striders. LAVONNE OPITZ had a good mark in the girls low hurdles, but the best race of the day was the boys mile, in which double winner MIKE SULLIVAN managed a narrow victory. Only fourteen thru seventeen year-olds competed.

Boys 14-17 100/220-William Anderson (Sioux Falls) 10.8/24.4; 440-Greg Kleinsasser (Freeman) 53.4; 880-Mike Sullivan (Madison) 2:07.1; Mile-Sullivan 4:45.3, Steve Reinhart (SF) 4:45.4; 2Mile-Larry Caldwell (SF) 10:45.4; 120HH(39in)-Brad Christensen (Fr) 16.7; HJ-Mark Newman 6-4½; LJ-Scott Weber (Mad) 20-5½; PV-Kent Bellamy (Brookings) 12-9; 12#SP/1.6kgDT-Chad Nelson (Yankton) 51-3/149-5

Girls 14-17 100-Lyanne Bunkowski (Rapid City) 12.2; 220/440-Roxanne Baim-folk (Yank) 27.7/62.9; 880/Mile-Jane Wipf (Fr) 2:30.9/5:51.9; 80H(30in)-Lavonne Opitz (Redfield) 10.9; HJ-Vera Schlosser (Aberdeen) 5-2; LJ-Bunkowski 16-5½; 8#SP-Pam Chraus (Volin) 34-4; 1kgDT-Sue Gapp (Ab) 102-11

SOUTHERN NEVADA JUNIOR OLYMPIC CHAMPIONSHIPS

LAS VEGAS, Nevada - June 14 - from DON MURRAY

One of the top rated long jumper in the nation, EDDIE BANKS of Las Vegas, leaped only 22 feet here, but it was the out-standing mark of the meet, at Western High School. Other fine performances were turned in by high jumper LEON SMITH in the Senior Boys, MARY VITAMUS in the Senior Girls and BARBARA KRIZ (bantam Girls). Intermediate sprinter JAMES JACKSON was very good in the boys 440. Other winners follow (all athletes are from Las Vegas, unless otherwise noted):

Bantam Boys (9 & Under) 50/75/100-Cleveland Powe 7.6/10.9/14.1; 220-Joe Toadvine 36.4; 440/880-Jimmy Guthrie 1:22.8/3:05; LJ-Guthrie 9-7; BBT-Jason Glover 150-7, Moroni Ward (Pahrump) 135-6

Midget Boys (10-11) 50-Marvin Chapman 7.5; 75/100/220-Steve Baggs 10.0/13.2/31.0; 440-Aaron Ross 77.6; 660-Brad Foster 2:05.6; 880/Mile-Bryan King 2:54.2/6:08.5; LJ-Michael Guthrie 12-1; 6#SP-King 20-2½

Junior Boys (12-13) 100/220/LJ-Craig Cipolla 12.0/25.6/16-10; 440-Doug Guthrie 68.4; Mile/HJ-Jathan Ward (Pah) 5:51.5/4-6; TJ-Layne Buhecker 27-10 880-Boyd Roberts 2:33.3, Richard Jackson 2:33.3

Intermediate Boys (14-15) 100/220/440-James Jackson 10.7/23.4/52.8; 880-Hill 2:05.2; Mile-Lauffer 5:14.1; 120HH(39in)/TJ-Hendricks 18.3/37-3½

Senior Boys (16-17) 100/220/440-James Smith 10.2/23.0/53.1 880-Vic Garry 2:05.5; 1M/2M-Terry Ybarra 4:41.9/10:24.5; 120HH/180LH-Greg Schoessler 16.1/21.2; HJ-Leon Smith 6-4; PV-Dave Monson 12-6; LJ-Eddie Banks 22-0½; 12#SP/1.6kgDT-Jeff DeLuca 47-4/140-2

Bantam Girls (9 & Under) 50/220-Debbie McDaniels 7.6/34.0; 100/660-Susan Hecklethorn 14.6/2:12.0; HJ-Barbara Kriz 3-10; LJ-Sonja McDaniels 9-8

Midget Girls (10-11) 50/100/440-Colleen Gallagher 8.1/15.1/85.2; 220/LJ-Diana Leavitt 35.7/12-1; 880-Valerie Briscoe (Pah) 3:09.4

Junior Girls (12-13) 50/100/220-Dawn Smith 7.3/13.4/32.3

Intermediate Girls (14-15) 220/440/LJ-Kathi Applin 27.7/64.4/14-5½; 880/Mile-Lacie Ward (Pah) 2:42.3/6:02.2; HJ-Doerschelen 5-0

Senior Girls (16-17) HJ-Mary Vitamuas 5-1

GAINESVILLE JUNIOR CHAMP MEETS

GAINESVILLE, Florida - June 24/ July 14 - from FRANK LAGOTIC

On the average, between 200 and 300 boys and girls turned out for these weekly series. Events for 4 to 12 year-olds in age groups, and men & women events as well, were included in the program.

Among the all-around good performances were those made by the DAY family, including JEFF, 10, (6.7, 12.7, 10.0/60yd low hurdles, 14-4 and 22-0/6#SP), LISA, age 12, (6.6, 12.7, 28.8, 73.1, 4-3, 16-0 and 44-9/DT), and KATHY, 13, who ran a 7.4 for 50 yard low hurdles. Other good marks were recorded by KEVIN BURNSED, 8, with a 6:16 in the mile; GILFORD CARTER, 8, who ran a 13.6 in the hundred, TRACY FITZ, 12, with a 5-0 high jump and EMILY CADE, 10, with a good 6:27 Mile.

GOVERNOR'S YOUTH TRACK & FIELD MEET

ROCKVILLE, Maryland - August 5

Montgomery Junior College was the scene of this seventh annual event, which attracted 1300 boys and girls from all Maryland counties. Of the 20 teams, Model Cities of Prince George County led the way as 440 runners turned in the best times of the day. KEITH BROWN (age 13) of Baltimore, ran 55.5 and JANICE WISER (16) of Model Cities ran 58.9 in the quarter.

Another good mark was turned in by MONICA SHERWIN (11) of Baltimore who clocked a fine 5:46.9 in the mile. Only first place marks were listed in the results. The meet was sponsored by the Montgomery County Recreation Department.

CONNECTICUT AAU WOMEN'S TRACK & FIELD CHAMPIONSHIPS

GROTON, Connecticut - June 10 - from NORM HIGGINS

JUDY FONTAINE 15, sped to 11.4/24.8 sprints and won two other events as well, to lead her young Age Group AA teammates to most of the individual medals.

Other good doubles were turned in by MARY PERESCHINO, 16, from the Falcon TC in the weights at 36-5 3/4/105-10 (DT), and CAROLYN COURT, 17, who ran 2:25.6/60.2 in the middle distances. These three girls later competed in the National AAU Girls Championships, along with DORIS CARDELLA (Gateway TC) who lobbied the javelin 112-11 in this meet.

Also worthy of mention was DENISE CAMPBELL, 16, of Norwalk, who high jumped 5-3 (she leaped 5-5 earlier in H.S. competition).

## CROSS COUNTRY RESULTS

### LONG BEACH COMETS GIRLS BEACH RUN

LONG BEACH, California - September 16 - from KEN KARNES

Sand and 80° temperatures attracted 235 runners to this 7th annual run. This meet has become the opening fixture in the So. Pacific AAU girls schedule. Not surprisingly, the Rialto Roadrunners, the So. California Cheetahs and the Long Beach Comets dominated the team scoring, copping the first two team places among them in every division. The Roadrunners and the Comets finished in a tie in the 14-17 group, with the deadlock being decided in favor of the former, by virtue of best 5th placer. MARI GIBBS and MARY DECKER scored the most convincing individual triumphs on the beach. LIZ McDONALD, 14, stepped up to the women's division and scored a win, running the 2½ miles in 16:08. Age Group results:

Girls 9 & Under (1.00 mile)	
Mari Gibbs	6:06
Danielle Mojica, SC Cheetahs	6:28
Joni Caldwell, Blue Angels	6:35
Vicky Cook, Rialto Roadrunners	6:36
Tracey Hughes, Orange Coast GTC	6:39
Cimi Ruderman, Rialto RR	6:47
Tracy Waterbury, Orange Cst GTC	6:48
Joyce Brodbeck, Rialto RR	6:49
Cindy Nunez, Rialto Roadrunners	6:52
Wendy Bigham, Rialto RR	6:53
Jacki Holstrom, Lompoc Vly TC	6:54
Diana Hafen, So Calif Cheetahs	6:55
Kelly Cerda, Orange Coast GTC	6:58
Kelly McElroy, Rialto RR	7:02
Tracy Hanlon, Long Beach Comets	7:04
Sandra Katzer, Long Bch Comets	7:04
Terri Hollins, Rialto RR	7:05
Laura Perram, Las Virgenes TC	7:05
Andrea Kirkorn, La Mir Meteors	7:06
Angie Gregoire, So Cal Cheetahs	7:07
Julie Peterson, So Cal Cheetahs	7:09
Shelia Baker, So Calif Cheetahs	7:11
(43 Finishers)	

Leading Teams	
Rialto Roadrunners	37
Southern California Cheetahs	77

Girls 10-11 (1.25 miles)	
Sheri Webster, So Cal Cheetahs	7:43
Susie Sanchez, Rialto RR	7:43
Katie Ross, Paramount Pacers	7:46
Corrine Nunez, Rialto RR	7:47
Renee Quigley, La Mirada Meteor	7:49
Teri Bemish, La Mirada Meteors	7:49
LaDonna Phillips, SC Cheetahs	7:50
Laura Katzer, Long Beach Comets	7:51
Dona Sanchez, Rialto RR	7:58
Michele Waters, So Cal Cheetahs	7:59
Penny Bridges, Rialto RR	7:59
Kim McMillan, Rialto RR	8:01
Lorri Froehlich, Lompoc Vly TC	8:04
Becky Gomez, Rialto Roadrunners	8:05
Terry Clark, Paramount Pacers	8:06
Pam Fowler, Lomita TC	8:09
Chris Tomasic, Long Bch Comets	8:10
Lori Johnson, Rialto RR	8:14
Francie Cotner, Rialto RR	8:15
Lisa Peters, So Calif Cheetahs	8:16
Julie Franks, So Cal Cheetahs	8:16
Vicky Flores, Rialto RR	8:17
Maggie Knickrehm, Lompoc Vly TC	8:17
Hedy Hafen, So Calif Cheetahs	8:17
Paulette Verdun, SC Cheetahs	8:19
Charm Bishop, So Cal Cheetahs	8:19
Pam Peterson, So Cal Cheetahs	8:20
Christy Vanzant, SC Cheetahs	8:21
Lisa Leivo, Long Beach Comets	8:22
Leslie Young, Lomita TC	8:23
Emily Diaz, So Calif Cheetahs	8:24
Tina Stanton, Long Bch Comets	8:26

### MOUNT LEBANON BOYS & GIRLS FIFTEEN MINUTE RUN

MOUNT LEBANON, Pennsylvania - September 17 - from JOHN HARWICK

It was a nice day for an early season distance jaunt, so runners of both sexes gathered at the all-weather track of Mellon Junior High and tried to cover as much distance as possible in a 15 minute time limit. The distances of 9 year-old JOHN GALLEY and 8 year-old MOLLY MURPHY were especially noteworthy. Top finishers (with their distances) included:

Boys 13 & younger	
Jim Blettner	2m, 969yd
John Gallely (9) Mt Leb TC	2m, 329yd
Ivan Bush (11) Mt Lebanon	2m, 301yd
Mike Renchek (11) Bur'twnTC	2m, 270yd
Dean Helfer (11) Mt Leb TC	2m, 270yd

Corrine deArakel, L Bch Comets	8:29
Teresa Plavan, Orange Cst GTC	8:29
Josephine Riley, Rialto RR	8:29
Terri Lorenz, Rialto Roadrunner	8:30
Tawny Fere, Long Beach Comets	8:30
Sheryl Duden, Lompoc Valley TC	8:31
Jill Linberger, So Cal Cheetahs	8:32
Pam Robison, Lomita TC	8:33
June Wintermute, So Cal Cheetah	8:34
Becky Villalvago, Rialto RR	8:34
Janette Windle, Long Bch Comets	8:35
Cathy Black, La Mirada Meteors	8:37
Mariena Pond, Long Beach Comets	8:38
(99 Finishers)	

Leading Teams	
Rialto Roadrunners	38
Southern California Cheetahs	65
Long Beach Comets	119
La Mirada Meteors	168

Girls 12-13 (1.50 miles)	
Linda McQuarrie, L Bch Comets	9:03
Pam Penn, So Calif Cheetahs	9:08
Laurie Jewell, Long Bch Comets	9:14
Marie Albert, Rialto Roadrunner	9:19
Anne Dandoy, Lomita TC	9:26
Lori Littenberg, Blue Angels	9:40
Reegis Waters, So Calif Cheetah	9:41
Linda Brodbeck, Rialto RR	9:43
Marsha Pierce, La Mir Meteors	9:45
Becky Wolfinbarger, SC Cheetahs	9:48
Leoni Winge	9:53
Sandy Walleen, So Calif Cheetah	9:57
Janet Waterbury, Orange Cst GTC	9:57
Erin Daly, Orange Coast GTC	10:04
Debbie Morelli, L Bch Comets	10:05
Denise House, La Mirada Meteor	10:06
(47 Finishers)	

Leading Teams	
Southern California Cheetahs	50
Long Beach Comets	65
La Mirada Meteors	130

Girls 14-17 (2.00 miles)	
Mary Decker, Blue Angels	12:10
Kathy Jewell, Long Beach Comet	12:34
Sonia Gerth, Rialto Roadrunner	12:43
Doreen Assumma, Rialto RR	12:54
Patty Cape, Long Beach Comets	13:01
Esther Marquez, Rialto RR	13:03
Vicki Mills, Long Beach Comets	13:31
Shelly Lewis	13:35
Julie Schlicht	13:37
Theresa San Agustin	13:37
Sofia Rivera, So Cal Cheetahs	13:37
(31 Finishers)	

Leading Teams	
Rialto Roadrunners	39
Long Beach Comets	39

Girls 15 & younger	
Sharon Gough (14) Mt Leb TC	2m, 583yd
Susan Gallely (13) Mt Leb TC	2m, 482yd
Molly Murphy (8) Dormont TC	2m, 378yd
Debbie Todd (13) Tri-State	2m, 347yd
Beth Gallely (11), Mt LebTC	2m, 342yd

### LIPKE CROSS COUNTRY "INVITATIONAL"

DETROIT, Michigan - September 2 - from JOE SMETANKA

Seven different teams provided individual winners as the Midwest age group season got off to a fast start.

ELLA WILLIS, 15, showed her heels (in the 14-over girls division) to a pack of Wolverines, the top Women's team in the nation these days. Ella covered the two miles in 11:51 in cool and rainy weather. Among her victims were such as LYNN LOVAT (12:03) a national placer in track. SHANNON CLINE of the Golden angels (Ohio) led her 10-11 team to an impressive showing.

TOM RHODES of Mt. Lebanon TC (Pa) romped to an easy win in his 10-11 division.

In all 112 runners turned out at Lipke Center, which is not bad for the very early cross country season. Age group results:

Girls 9 & Under (0.50 mile)	
Mary Valken, Lipke TC	2:57
Francetta Dorsey, Motor City TC	3:00
Robyn Venia, Lipke TC	3:10
Sue Wimmer, Wolverines	3:15
Linda Morton, Motor City TC	3:24
Ruth Schaeib, Lipke TC	3:28
Sheila Dorsey, Motor City TC	3:30
(12 Finishers)	

Girls 10-11 (1.00 mile)	
Shannon Cline, Golden Angels	5:39
Leslie Rose, Lipke TC	6:00
Tara Coon, Golden Angels	6:15
Liz Eickhoh, Golden Angels	6:20
Colette Slater, Wolverines	6:22
Ann Delozier, Wolverines	6:28
Lynne Forsyth, Sarnia	6:35
Denise Morrow, Detroit Striders	6:36
Dietrich Jordon, Motor City TC	6:36
Deanna Macrano, Lipke TC	6:41
Sandy Hoffman, Golden Angels	6:42
Lisa Somerson, Golden Angels	6:44
(22 Finishers)	

Boys 9 & Under (0.50 mile)	
1-Matthew Curry (Detroit Striders)	2:49
2-Glenn McKenzie (Mt Lebanon TC)	2:49
3-Reginald Moore (Motor City TC)	3:13
Boys 10-11 (1.00 mile):	1-Tom Rhodes (ML) 5:37, 2-Brian Kiernan (Wol) 6:14
Boys 12-13 (1.00 mile):	1-Mark Cooks (MC) 5:37, 2-Albert Ciansarani (Wol) 5:40, 3-Jim Reisler (ML) 5:50, 4-Scott Turner (Sarnia) 6:03

### ARIZONA AAU GIRLS CROSS COUNTRY

PHOENIX, Arizona - September 16 - from SUE HUMPHREY

ANN GALLAHER, 17, showed that she is not resting on her laurels, by topping the women's (14-over) division, in the first race of the season. The National Girls AAU 880 Champ, covered the flat dirt/grass 2½ mile course in 17:39. Among her victims were Phoenix TC teammate NANCY IRHMAN (by ten seconds) and top miler DEBBIE DERR (by 42 seconds).

Age group highlights included the wire-to-wire victory of PATSY NAVARRO in the 9-under, and KIM CARVALHO's upset of LIZ DUFOUR in the 12-13 class. Although the weather was hot as usual, 129 competitors turned out. Results of 13-under's:

Girls 9 & Under (1.00 mile)	
Patsy Navarro, Pear's Peaches	7:26
Kalee Nasser, Arizona TC	7:30
Laura Nida, Valley of Sun TC	7:38
Jane Morgan, Scottsdale TC	7:38
Kim Shaffer, Valley of Sun TC	7:49
Debbie Zerby, Arizona TC	7:51
Terry Connelly, Scottsdale TC	8:01
Marsha Heiland, Arizona TC	8:05
Amy Berberich, Valley of Sun TC	8:09
Tamarah Williams, Vly of Sun TC	8:11
Karen Crookston, Scottsdale TC	8:11
Diane Glenn, Valley of Sun TC	8:13
(30 Finishers)	

Leading Teams	
Valley of the Sun TC	39
Scottsdale Track Club	50
Arizona Track Club	62

Girls 10-11 (1.25 miles)	
Cheryl Symons, Arizona TC	8:33
Linda Lindsey, Pear's Peaches	8:36
Shari Cassin, Arizona TC	8:45
Peggy Folstich, Vly of Sun TC	8:49
Joyce Schmal, Pear's Peaches	8:52
Diane Barnett, Arizona TC	8:52
Annette Secchiari, ScottsdaleTC	9:03
Dawn Freeman, Valley of Sun TC	9:07
Sandy Cuevas, Arizona TC	9:15
Bernice Moore, Valley of Sun TC	9:22

Leading Teams	
Golden Angels	31
Lipke Track Club	70
Motor City Track Club	72

Girls 12-13 (1.00 mile)	
Mary Ann Opalewski, Saginaw TC	5:30
Carmeletta Phillips, MCTC	5:40
Liz Blesch, Golden Angels	5:41
Rochelle Colling, Motor City TC	5:43
Mary Palmore, Detroit Striders	5:46
Diane Simon, Wolverines	5:49
Cynthia Darham, Motor City TC	5:49
Amy Tucker, Lipke TC	6:06
Fawzia Ali, Wolverines	6:09
Tracy Baker, Wolverines	6:11
Margaret Wallace, Motor City TC	6:13
(21 Finishers)	

Leading Teams	
Motor City Track Club	39
Wolverines	51

Pam Pete, Valley of the Sun TC	9:22
Heidi Dobberstein, ScottsdaleTC	9:28
Mary Beth Lund, Phoenix TC	9:29
Donna Foyle, Scottsdale TC	9:39
Laura Tunnell, Arizona TC	9:42
Diedra Mahoney	9:46
Kim Crookston, Scottsdale TC	9:47
Kim Custer, Creighton TC	9:48
(46 Finishers)	

Leading Teams	
Arizona Track Club	41
Valley of the Sun TC	53
Scottsdale Track Club	75

Girls 12-13 (1.50 miles)	
Kim Carvalho, Scottsdale TC	10:14
Liz Dufour, Arizona TC	10:19
Vicki Murray, Valley of Sun TC	10:31
Jan Custer, Creighton TC	10:32
Debbie Volk, Scottsdale TC	10:33
Debbie Cassidy, Vly of Sun TC	10:35
Marjorie Kaput, Creighton TC	10:40
Vicki Belleavoine, Pear's Peh	10:44
Debra Cuevas, Arizona TC	11:00
Elena Esquiez, Pear's Peaches	11:09
Susan Wallman, Scottsdale TC	11:10
(29 Finishers)	

Leading Teams	
Scottsdale Track Club	34
Creighton Track Club	66

MOTHER OF SETON K of C COUNCIL CROSS COUNTRY MEET  
CINCINNATI, Ohio - September 30 - from MARK BECKER

Meet director Don Berg put together a fine meet at French Park, which brought together boys and girls from 12 teams. Under sunny skies with the temperature in the low 50's, 248 youngsters participated; they were mostly members of school, AAU and especially CYO squads. Some strong teams are growing among the Catholic Youth Organization in the Cincinnati area. The top all-around squad so far being the Our Lady of Victory aggregation. Leading individual and team results:

<u>Boys 9 &amp; under (ca. .35 mi)</u>	<u>Boys 12-13 (ca. 1.25 mi)</u>	<u>Leading Teams</u>
Ziegler, N Coll Hill 1:46	Robben, St Dominics 7:04	OurLadyofVictory 39
Clawson, Mound 1:53	Meaniers, St Dom 7:09	St Lawrence 67
Porter, Mound 1:54	Grome, St Dominics 7:11	
Lawrence, Res 1:55	Bearinmiriar, WHHS 7:16	<u>Girls 10-11 (ca 0.70 mi)</u>
Brown, Resurrection 1:56	McCraken, NCH 7:18	Wood, NCH 4:08
Seger, OlofVictory 1:57	McAddams, St Dom 7:21	Meyer, St Ignatius 4:16
Slaton, Mound 1:58	Harniest, OLV 7:23	Lammers, Res 4:19
Brock, Mound 1:58	Neusman 7:25	Wuest, St Ignatius 4:21
Krupp, St Lawrence 2:00	Grome, St Dominics 7:25	Bigner, St Ignatius 4:26
DeBord, Mound 2:01	Astrentoiss, St Dom 7:29	Porter, Mound 4:27
Ziegler, NCH 2:02	Meyer, St Aloysious 7:30	Chance, Mound 4:31
Jacobs, OLV 2:03	Jones 7:31	Hoeting, OLV 4:34
(24 Finishers)	Waters, OLV 7:38	Awbrey, StLawrence 4:34
<u>Leading Teams</u>	Backer, OLV 7:42	Timme, St Ignatius 4:36
Mound TC 30	Yeller, OLV 7:43	Arling, OLV 4:37
Resurrection 66	Chance, Mound 7:46	Cluxton, Mound 4:39
OurLadyofVictory 67	Folzerglger, Read JH 7:47	Fannon, St Vivians 4:41
	Backer, OLV 7:47	Brafford, Res 4:43
	Smith, St Dominics 7:47	Sullivan, StVivians 4:44
	Fellhelde, OLV 7:49	Volpenheim, St Ign 4:45
	Dodge, Indian Hl JH 7:51	Soldann, OLV 4:45
	Frolee, St Dominics 7:53	Heisel, OLV 4:47
	Sizemore, St Aloy 7:55	D'Angelo, OLV 4:48
	Dolz, OLV 7:56	Kessnick, OLV 4:48
	(59 Finishers)	Perkins, Mound 4:49
	<u>Leading Teams</u>	(54 Finishers)
	St Dominics 21	<u>Leading Teams</u>
	OurLadyofVictory 67	St Ignatius 37
	St Aloysious 129	Mound TC 72
	Reading JHS 173	OurLady of Victory 73
		Resurrection 105
		St Vivians 162
	<u>Girls 9 &amp; under (ca. .35mi)</u>	
	Rueve, St Ignatius 1:53	<u>Girls 12-13 (ca 1.25 mi)</u>
	Hoeting, OLV 1:54	Hathaway, NCH 8:21
	Dollenmeyer, Res 1:55	Huxel, NCH 8:31
	Porter, Mound 1:57	Shaft, St Ignatius 8:36
	Awbrey, StLawrence 2:01	Ziegler, NCH 8:41
	Sereize, OLV 2:03	McDonald, St Ign 8:50
	Zinser, NCH 2:06	Kessnick, OLV 8:51
	D'Angelo, OLV 2:07	Porter, Mound 8:52
	Wagner, OLV 2:08	Brewer, NCH 8:56
	Koch, Mound 2:09	Lee, Mound 9:03
	Rocen, NCH 2:10	(29 Finishers)
	Codling, StLawrence 2:11	<u>Leading Teams</u>
	Cassidy, StLawrence 2:12	N College Hill TC 29
	Flurian, OLV 2:13	OurLady of Victory 70
	Hoeting, OLV 2:14	St Ignatius 75
	(32 Finishers)	

CUMBERLAND VALLEY ATHLETIC CLUB GIRLS "INVITATIONAL"  
SOUTH HAGERSTOWN Maryland - September 23 - from JOHN HARWICK

The top girls' team in the east turned out on a beautiful day, to compete in one of the best early season X-country gathering ever in the area. DEBBIE BECK captured the open (14 and over) race, over 2 miles, from fellow Pennsylvanians ROBIN PERRY (14) and MARLENE HAREWICZ. Debbie's 12:05 led Robin and Marlene by 6 and 11 seconds, respectively. All divisions witnessed very close team races, especially in the two youngest divisions. Three teams form Pennsylvania, the Ambler Olympic Club, the Latrobe TC, and Mt Lebanon TC, took turns challenging Sports International, still led by the Campbell sisters. Age group results:

<u>Girls 9 &amp; Under (.75 mi)</u>	<u>Girls 10-11 (1.00 mile)</u>	<u>Girls 12-13 (1.25 mi)</u>
Gallagher, AmblerOC 4:56	Campbell, Sp Intl 6:22	Campbell, Sp Intl 7:17
Campbell, Sp Intl 5:01	Sherwin, Sp Intl 6:34	Gailey, MtLebanonTC 7:41
Harrar, Ambler OC 5:03	Gailey, MtLebanon 6:37	Hollidayoke, SpIntl 7:46
Gray, FrederickT&FC 5:05	Sanderson, Latrobe 6:42	Dempsey, Latrobe TC 8:02
Hollidayoke, SpIntl 5:08	Sapovich, LatrobeTC 6:43	Leuallen, SJ Chrg 8:05
Hartman, Jets 5:10	Bawdonriak, Ambler 6:44	Robinson, Sp Intl 8:10
Mirkin, Sp Intl 5:12	Shaffer, Latrobe TC 6:51	Fowler, Sports Intl 8:15
Wallace, MtLebanon 5:16	Haworth, Sp Intl 6:52	Wallace, MtLebanon 8:23
Robinson, Ambler 5:18	Morran, SJ Chargers 7:03	Carey, Frederick TC 8:25
Powers, SJ Chargers 5:19	Tate, Mt Lebanon TC 7:05	Martin, FrederickTC 8:27
(40 Finishers)	(32 Finishers)	(34 Finishers)
<u>Leading Teams</u>	<u>Leading Teams</u>	<u>Leading Teams</u>
Ambler OC 47	Latrobe TC 29	Sports Internatnl 31
Sports Internatnl 51	Sports Internatnl 33	Mt Lebanon TC 38
Frederick T&FC 78	Frederick T&FC 64	Frederick T&FC 60

EASTERN GIRLS TRACK LEAGUE CROSS COUNTRY  
GREENBELT, Maryland - September 16 - from GABE MIRKIN

Runners from eight teams inaugurated the first of a series of fall meets. Among the new groups participating were the Catholic Youth Organization of Washington, D.C. and Fort Belvoir Track Club of Virginia.

Sports International of Washington took most of the individual honors and introduced yet another running family, the Hollidayoke's. In addition to the girls competition, there will be boys age group races in the series, which is scheduled to resume later in the year. In this first meet, the Cavaliers and Laurel Track Clubs dominated the boys races. RESULTS:

<u>Girls 9 &amp; Under (1.15 miles)</u>		<u>Girls 9 &amp; Under (1.50 miles)</u>
Valerie Hollidayoke, Sp Intl 7:42	Leslie Fowler, Sports Intl 9:26	Chris Sherwin, Sports Intl 8:32
Kim Campbell, Sports Internatl 7:48	Aneyevs Robinson, Sports Intl 9:37	Tom Wiltison, Laurel TC 8:34
Christi Butler, Frederick T&FC 7:51	Barbara Martin, Frederick T&FC 9:39	Robert Ryerson, Laurel TC 8:51
Tracey Grant, Washington CYO 7:53	Lynn Meaney, Virginians 9:50	Craig Hall, Cavaliers 8:53
Marion Fowler, Sports Internatl 8:09	Daphne Carey, Frederick T&FC 9:54	Jeff Montigny, Laurel TC 9:29
Jan Mirkin, Sports Internatl 8:13	Cathy Mitchell, Cavalettes 10:05	Bruce Montigny, Laurel TC 9:33
Janet Gray, Frederick T&FC 8:18	Mary Brighthensley, Cavalettes 10:06	Teddy Good, Sports Internatnl 9:35
Christy Bauer, Virginians 8:22	Dawn Madden, So Jrsy Chargers 10:13	(17 Finishers)
(20 Finishers)	Rosulind Anderson, Fred T&FC 10:14	
	(24 Finishers)	<u>Boys 12-13 (1.50 miles)</u>
<u>Leading Teams</u>	<u>Leading Teams</u>	Keith Hardy, Cavaliers 8:01
Sports International (DC) 24	Frederick T&F Club (Md) 28	Mike Hall, Cavaliers 8:10
Frederick T&F Club (Md) 42	South Jersey Chargers (NJ) 39	Jay Caldwell, Virginians 8:23
		John Noel, Sports International 8:26
		Ricky Schuette, Sports Intl 8:26
		Louis Pollio, Cavaliers 8:30
		Jay Ranck, Virginians 8:31
		Billy McClay, Cavaliers 8:34
		Robert Ayers, So Jrsy Chargers 8:44
		Jim Weidenhamer, Virginians 9:01
		George Blackwell, Virginians 9:05
		(26 Finishers)
		<u>Girls 12-13 (1.50 miles)</u>
		Robin Hollidayoke, Sports Intl 8:40
		Avis Satterfield, SJ Chargers 9:00
		Ann Morrison, Cavalettes 9:15
		Janis Brown, Washington CYO 9:16
		Deana Leuallen, SJ Chargers 9:17
		(20 Finishers)
		<u>Leading Teams</u>
		Sports International (DC) 19
		Frederick T&F Club (Md) 36

METROPOLITAN AAU GIRLS HANDICAP CROSS COUNTRY MEET  
BRONX New York - September 10 - from HUGO PRUTER

Van Cortland Park's familiar environs were the scene of the opening long distance running races of the New York AAU season for girls. Aldo Scandurra conducted the first of two handicap meet, which attracted 60 runners. Individual winners, on handicap basis, were SUE FEY (9-under), ANN DONOHUE (10-11), both of the Long Island Golden Spikes, BEVERLY HILL (12-13) of the New York Police Athletic League and RICKY ROSS (14-17), one of a running family from the Suffolk AC. Ricky finished only one second back of teammate ANITA SCANDURRA, on the actual time basis. Results (listed by actual elapsed time):

<u>Girls 9 &amp; Under (1.0 mi)</u>	Mary Sollin, LIGS 6:41	M. Mikay, LIGS 6:40
Sue Fey, LIGS 7:14	Pat Dunn, LIGS 6:57	Shari Fanning, Suf 6:46
Diane Dannelly, Suf 7:22	Renee Adams, NY PAL 7:01	Jane Mikay, LIGS 6:49
Sue Kizale, Suffolk 7:32	Kathy Quick, Suf 7:05	(20 Finishers)
Lisa Quick, Suffolk 7:43	Ann Donohue, LIGS 7:06	
Gerri Conlin, LIGS 7:43	(11 Finishers)	<u>Girls 14-17 (1.0 mile)</u>
Dawn Brown, NY PAL 7:50		Anita Scandurra, Suf 5:41
Dorothy Chavis, PAL 7:56		Ricky Ross, Suffolk 5:42
(12 Finishers)		Robin Ross, Suffolk 6:05
		Laura Leale, LIGS 6:06
		Betty Ballard, Suf 6:08
		Cathy Green, LIGS 6:11
		(14 Finishers)
	<u>Girls 12-13 (1.0 mile)</u>	
	Rhonda Ross, Suf 6:02	
	Robin Fey, LIGS 6:05	
	Nancy Frank(II), LIGS 6:07	
	Doreen Combs, LIGS 6:15	
	Kelly O'Toole, LIGS 6:20	
	Debbie Combs, LIGS 6:38	

ALLEGHENY MOUNTAIN AAU JUNIOR WOMEN CROSS COUNTRY  
LATROBE, Pennsylvania - September 15 - from DON LENZ

GAIL HORNACK of Latrobe, set a course record for the rugged and hilly two-and-a-half mile course, running 19:06. She topped SHARON GOUGH of Mount Lebanon by 39 seconds. Latrobe Track Club finished third and fourth to cinch the team title. The two leaders appear to be threats for national girls honors. They are 15 and 14, respectively.



ALBUQUERQUE TRACK CLUB CROSS COUNTRY RUN

ALBUQUERQUE, New Mexico - October 1 - from JIM CICCARELLO

In the foothills of the Sandia mountains, a total of 191 runners covered the very tough sand & dirt of the Western Skies cross country course. There were several outstanding performances. SANDRA BEACH continued her winning ways in the 9-U division; JEANA WEST led her Albuquerque Olympette Club to a win in the tough 12-13 division. Several youngsters were close to the front in the Women's division, notably DONNA TEN EYCK (10:32), ELLEN HART (10:36), KINDY ASHBY (10:42), LAURIE ROSS (10:42) and WENDY KOENIG (10:55); they occupied places 2 thru 6, behind Barbara Lawson.

In addition to local teams, the meet was attended by visitors from the Colorado Gold and the Farmington (N.M) Fleetfoots.

The top performances in the boys division were turned in by DALE WEDDLE in the 12-13 group and RON GARCIA, who won the open 1½ mile boys race in 9:58. Both are from the host club.

A special 1000 yard run for fathers (of runners only) was an added attraction to the meet, and DAVE SAYLORS won it in 3:12

Girls 9 & Under (1 mile)

Sandra Beach, Alb 6:57  
Lynn Allen, Alb 7:16  
Ladonna Omori, Alb 7:28  
Deann Burright, Alb 7:34  
Cindy Goodwin, Alb 7:35  
Mary Lemaster, Alb 7:39  
Jan Bullock, DCD 7:58  
Pat Hankins, Alb 8:06  
Carol Thompson, Alb 8:07  
Christie Moore, Alb 8:11  
Georgia Martin, BE 8:13  
Zizi Fritz, Alb 8:14  
Glenda Padilla, Alb 8:16  
(25 Finishers)

Girls 10-11 (1.25 miles)

Ruth Anderson, Alb 9:04  
Lori Keel, Alb 9:08  
Vickie Secrest, AO 9:17  
Pat Lujan, Alb 9:20  
Kathy Weiss, CG 9:25  
Sandra Tatum, DCD 9:28  
Melissa Sandoval, DCD 9:30  
Lori Monceballez, Alb 9:51  
Susan Smart, Alb 9:54  
Brenda Woods, CG 9:57  
Becky Smartana, DCD 9:58  
Gale Pennington, DCD 10:01  
Barbara Lawyer, DCD 10:02  
Dawn Craven 10:06  
Caroline Peterson, D 10:07  
Rhonda Adams, Alb 10:09  
Cassandra Buehler, D 10:12  
Karen Russell, DCD 10:13  
Vickie Diamond, Alb 10:17  
(39 Finishers)

Leading Teams

Albuquerque TC 24  
Duke City Dashers 54

Girls 12-13 (1.50 miles)

Jeana West, AO 10:32  
Kathy Slattery, AO 10:50  
Brenda Goble, Alb 10:58  
Debbie Leeper, DCD 11:00  
Meg Lewis, AO 11:06  
Shelly Cooper, CG 11:07  
Joyce Wheelchel, Alb 11:24  
Carol Vondrehle, CG 11:27  
Eileen Blog, AO 11:27  
Mary Bolton, Alb 11:31  
Kathy Ward, AO 11:34  
Janelle Miller, AO 11:38  
Tena Miranda, AO 11:40  
Ann Moriarty, DCD 11:41  
Kathy Governale, Al 11:44  
Lori Brown, AO 11:45  
Val Boyer, Alb 11:48  
(36 Finishers)

Leading Teams

Al'que Olympettes 24  
Albuquerque TC 64  
Duke City Dashers 93

Boys 9 & Under (1 mile)

John Monceballez, Al 7:14  
Frank Morgan, BE 7:23  
Greg Vigil, Alb 7:23  
Martin Ruvelo, Alb 7:27  
Rupert Gallegos, Alb 7:33

Joe Flores, BE 7:47  
Robert Cole, Alb 7:48  
Pat Chavez, Alb 7:55  
Brian Riley, Alb 8:02  
Francus Comunas, Alb 8:03  
Matt Rodriguez, Alb 8:10  
Scott Riley, Alb 8:17  
(25 Finishers)

Leading Teams

Albuquerque TC 20  
Barcelona ElemSch 53

Boys 10-11 (1.25 miles)

Ken Laroon, PFF 9:00  
Dan Baca, Alb 9:03  
John Vigil, Alb 9:20  
Jeff Gonzales, Alb 9:28  
Chuck Vigil, Alb 9:29  
Robert Gutierrez, BE 9:56  
Bob Gallegos, BE 9:59  
Pat Chavez, Alb 10:10  
Pat McKinney, Alb 10:14  
Carl Prestwich, Alb 10:16  
(21 Finishers)

Leading Teams

Albuquerque TC 31  
Barcelona ElemSch 54

Boys 12-13 (1.50 miles)

Dale Weddle, Alb 9:58  
Mike Slattery, Alb 10:25  
Jerry Cavis, Alb 10:51  
Matt Sandoval, AIS 10:54  
Paul Stenberg, Alb 11:07  
Ricky Gonzales, Alb 11:13  
(15 Finishers)

METROPOLITAN AAU GIRLS HANDICAP MEET

QUEENS, New York - September 17 - from HUGO PRUTER

Last year it was the Valley Stream Comets who fielded the strongest girls cross-country teams in the New York area. This year it is the Long Island Golden Spikes - same team, just a different name. In this second meet of the year, LIGS youngsters KELLY O'TOOLE and ANNA TROTITA copped the individual handicap races in the 12-13 and women's divisions, respectively. In addition, the "Spikes" showed they may be a team to be reckoned with, especially in the 12-13 division. PAL gals were individual winners in the 9-under (DOROTHY CHAVIS) and 10-11 (DEBORAH LEGREE) divisions. In the open (women's) race ANITA SCANDURRA ran 8:21 for the 1½ miles, to best Trotta and DOREFN ENNIS (Nutley TC). Results of age group races (actual times):

Girls 9 & Under (1.0 mi)

Emma Leale, LIGS 6:50  
Sue Fey, LIGS 7:01  
Dorothy Chavis, PAL 7:22  
Lee Kornberger, LIGS 7:29  
(7 Finishers)

Joy Edwards, NY PAL 8:27  
Pat Dunn, LIGS 8:30  
Deborah Legree, PAL 8:46  
Karen Jefferson, PAL 8:53  
Renee Adams, NY PAL 8:58  
(12 Finishers)

Doreen Combs, LIGS 9:14  
Robin Fey, LIGS 9:18  
Maureen Dunn, LIGS 9:24  
Vickie Reardon, LIGS 9:46  
Diane Lewis, Gateway 9:55  
Jane McKay, LIGS 10:05  
Debbie Combs, LIGS 10:07  
Carol Conlon, Nutley :11  
(21 Finishers)

Girls 10-11 (1.25 mi)

Kim Chavis, NY PAL 8:15  
Mary Sollin, LIGS 8:21

Girls 12-13 (1.50 mi)

Kelly O'Toole, LIGS 9:11  
Nancy Frank(II), LIGS 9:13

NEW YORK POLICE ATHLETIC LEAGUE GIRLS AAU CROSS COUNTRY

BRONX, New York - September 24 - from HUGO PRUTER

The first of the PAL sponsored cross country meets in the Metropolitan AAU Association was held in Van Cortland Park.

The Suffolk AC won three of the four divisions (including the 14-over), while the amazing Long Island Golden Spikes won the 12-13 division with a perfect 15 points.

The weather was drizzling and the skies were overcast. There was a total of 111 finishers. DOREEN ENNIS, from across the river in New Jersey (Nutley TC) topped the open Women's division with a time of 12:19.3 for the two-mile course, as she bested RICKY ROSS of Suffolk. Age Group Results follow:

Girls 9 & under (1 mile)

Diane Dennelly, Suf 6:48  
Tracey Bell, For H 6:54  
Terry Kix, Suffolk 6:54  
Jayne Ancrum, For H 7:10  
Gerri Conlin, LIGS 7:12  
Sue Fey, LIGS 7:14  
Lee Kornberger, LIGS 7:18  
Lisa Quick, Suffolk 7:19  
Dionne Knight, ForH 7:30  
Gina DiMaggio, Suf 7:41  
Sue Kizale, Suffolk 7:42  
(23 Finishers)

Girls 10-11 (1.25 miles)

Linda Kizale, Suf 7:51  
Mary Sollin, LIGS 7:55  
Pat Dunn, LIGS 7:56  
Sherry Moye, For H 7:58  
Joy Roenbeck, Suf 8:22  
Nancy McSherry, Suf 8:24  
Laura Sisto, Br Str 8:25  
Kathy Quick, Suf 8:26  
Renee Adams, NY PAL 8:27  
Karen Moye, For H 8:29  
(25 Finishers)

Girls 12-13 (1.50 miles)

Robin Fey, LIGS 9:20  
Maureen Dunn, LIGS 9:20  
Kelly O'Toole, LIGS 9:27  
Nancy Frank, LIGS 9:28  
Doreen Combs, LIGS 9:37  
Diane Lewis, Gateway 9:57  
Vickie Reardon, LIGS 10:00  
Claudia Cear, LIGS 10:23  
Julia Long, For H 10:32  
Estelle Perry, PAL 10:37  
Esther Perry, PAL 10:37  
Pat Sweet, LIGS 10:40  
Liz Soper, Suf 10:56  
Donna Roenbeck, Suf 11:04  
Karen Bond, PAL 11:05  
(35 Finishers)

Leading Teams

Suffolk AC 33  
Forest House GTC 53  
LI Golden Spikes 56

Leading Teams

Suffolk AC 35  
New York PAL 68

Leading Teams

LI Golden Spikes 15  
New York PAL 79

UNION COUNTY BOYS CROSS COUNTRY SERIES

UNION COUNTY, New Jersey - from GEORGE MILLER

BRIAN CLANCEY and COLIN KERWIN of Westerfield, plus BRIAN O'CONNOR of Metuchen, are the leading scorers after three events of an eight race series at various parks in Union County.

Scoring on a 25-20-16-12-9-6-4-2-1 basis, Clancey leads in the 13-14 division, while Kerwin and O'Connor head the 12 & younger group. Trophies are awarded at the end of the series to the high scorers. Thus far, the meets have been held at Warinenco Park (Elizabeth), Echo Lake Park (Mountainside) and Rahway River Park.

All races are approximately 1½ miles, with the first race somewhat short and the second one, a very tough course. Results of the three meets:

Sept. 24 12 & Under-Brian O'Connor (Metuchen) 7:55, Kevin Doty (Springfield) 7:59, Colin Kerwin (Westfield) 7:59, Ray Gibbons (Bayonne) 8:09;  
13-14-Brian Clancey (W) 7:02, Mark Giguere (W) 7:34, Rob French (Cranford) 7:36, Doug Stehlin (C) 7:41, Jerald Lambert (C) 7:49, Tim Fennell (W) 7:53

Oct. 1 12 & under-Kerwin 9:33, O'Connor 9:48, Brian Durning (S) 10:06;  
13-14-Clancey 8:18, Giguere 8:42, Mike Durning (C) 8:43, Fred Stewart (Union) 8:55, French 8:57, Stehlin 8:58, Lambert 9:06, Chris Burd (C) 9:07

Oct. 8 12 & under-Matt Kelsh (M) 9:00, Kerwin 9:38, O'Connor 9:44, Brian Murphy (C) 9:49, Ray Gibbons (M) 9:55, Mike Majercik (M) 10:07  
13-14-Clancey 8:31, Bill Wheaton (Plainfield) 8:46, Giguere 9:03, M. Durning 9:07, Burd 9:08, French 9:10, Lambert 9:11, Stehlin 9:12, Rich Povacz (M) 9:26

OZARK AAU CROSS COUNTRY CHAMPIONSHIPS

ESWARDSVILLE, Illinois - September 30 - from BOB HYTEN

Seventy-three entries turned out for this race, at Southern Illinois University. The course was tough due to hills and bad footing, but the weather was O.K. Age Group Results:

Girls 9 & under (0.9 mile)-Kathy Bliss (Kirkwood) 6:54, Kristy Cassmeyer, age 8, (K) 6:56, Laurie Manaugh (K) 7:00, Leslie Hearnes, 8 (K) 7:10

Girls 10-11 (0.9 mile)-Heather Hearnes (K) 5:41, Kara Trimble, 10 (K) 5:50, Ruth Sixkiller (K) 6:02, Jean Bieser (K) 6:03....9 finishers

Girls 12-13 (1.6 miles)-Jan Bailey (K) 10:59, Amy Reichard, 12 (K) 11:00, Linda Ontko, 12 (Ozark TC) 11:30, Cinda Morrow, 12 (O) 12:00, Beth Eberle, 12 (O) 12:01, Larrie O'Dowd, 12 (K) 12:18....12 finishers

Boys 11 & under (0.9 mile)-Mike Crossno (Silex) 6:14, Mark Hyten, 8 (O) 7:34

Boys 12-13 (1.6 miles)-Henry Nelson (St Louis) 10:18, Mark Shepard, 12 (Sil) 11:29, Greg Green, 12 (Sil) 11:37....7 finishers

**KETTERING CROSS COUNTRY "INVITATIONAL"**

BELLBROOK, Ohio - October 7 - from STEVE PRICE

This is the land of cross country. Any doubt that this is true for age-groupers is dispelled by the results of this annual meet, sponsored by the Kettering Striders. This year it drew more than 500 girls and boys, women and men. Competitors represented 32 teams from 11 states (New Jersey to Washington) plus Ontario, Canada. The weather (55°) and the course (hilly with two creek jumps) was ideal.

Highlighting the action were: (1) The Fleet Feet Track Club of Midland, Michigan, who swept the 9-under and 10-11 girls divisions easily, and finished second in the 12-13, showing they will be tough in the AAU Nationals for the strong western teams; (2) Teenagers DEBBIE, DIANE and JANIS VETTER, who finished 1st, 5th and 9th, respectively, in the open Women's division, proving themselves to be the top sister trio in the U.S. long distance history. The youngsters (Debbie is only 15) were not quite enough for their Blue Ribbon Track Club to best the host Kettering squad for the team title. Outdistanced were such as BRENDA WEBB (2nd), JOY JARVIS (10th), ELLA WILLIS (11th), LYNN LOVETT (12th) and DEBBIE HEALD (13th); (3) Kettering's SCOTT DAHM outlasted TOM RHODES of Mt Lebanon (Pa), in the best dual of the day in the boys 10-11 division; (4) Wisconsin representatives, SHANNON MULLEN and STEVE BOSTIAN won the individual titles in the 12-13 group, revealing the growth of the sport in that state. RESULTS:

**Girls 9 & under (1.00 mile)**

Anne Berry, Fleet Feet	6:22.5
Michelle Smartt, Det Striders	6:30
Laura Craven, Ohio TC	6:31
Anne Vargo, Cleve Hts Comets	6:42
Kayla Skelly, Fleet Feet	6:57
Charlene Williams, Det Striders	7:01
Karla Modica, Palos Hills TC	7:04
Peggy Powers, So Jersey Charger	7:06
Lisa Renner, N College Hill TC	7:09
Karen Cech, Blue Ribbon TC	7:09
Sandy Wallace, Mt Lebanon TC	7:11
Jill Herenden, Fleet Feet	7:14
Julie Porter, Wolverines	7:17
Beth Chamberlain, Fleet Feet	7:18
Lorraine Baker, Wolverines	7:19
Cathy Berry, Fleet Feet	7:20
Nadine Dahm, Kettering Striders	7:21
Amy Bunn, Kettering Striders	7:23
Mary Porter, Mound TC	7:25
Susan Janco, Kettering Striders	7:27
Joanne Skaats, Buckeye TC	7:28
Caroline Hohl, Kettering Str	7:33
Linda Morten, Motor City TC	7:35
Francetta Dorsey, Motor City TC	7:37
Jody Posick, Wolverines	7:39
Susan Cotner, Ohio TC	7:40
Leslie Duckwall, Buckeye TC	7:42
Dana Disaboto, Ohio TC	7:44
Cindy Allen, Graham Falcons	7:46
Rachel Danduran, Ohio TC	7:48
Leigh Mann, Blue Ribbon TC	7:49
Sandy Warren, Fleet Feet	7:50
Denise Romansky, S J Chargers	7:52
Bonnie Zinser, N College Hill	7:53
Karen Smith, Graham Falcons	7:54
(62 Finishers)	

**Leading Teams**

Fleet Feet (Mich)	48
Kettering Striders (Ohio)	114
Ohio Track Club	127
Motor City Track Club (Mich)	176
Buckeye Track Club (Ohio)	177

**Girls 10-11 (1.25 miles)**

Leslie Rose, Lipke TC	7:50
Kelly Yesmunt, Fleet Feet	8:03
Carrie Shuster, Blue Ribbon TC	8:07
Sally Slocum, Buckeye TC	8:10
Beth Gailey, Mt Lebanon TC	8:13
Janet Smartt, Detroit Striders	8:16
Pat Kubisiak, Fleet Feet	8:17
Ginny Elsasser, Canton TC	8:25
Cathy Stachowiak, Fleet Feet	8:29
Laurie Tate, Mt Lebanon TC	8:32
Valerey Morgan, S J Chargers	8:33
Jo Ann Wood, N College Hill TC	8:34
Danielle Skelly, Fleet Feet	8:34
Tansy Howard, Detroit Striders	8:38
Janita Vetter, Blue Ribbon TC	8:40
June Britton, Blue Ribbon TC	8:41
Beth Huff, Fleet Feet	8:43
Elнора Dixon, Terre Haute TC	8:43
Joan Luebben, Kettering Strider	8:45
Christy Barr, Buckeye TC	8:47
Susie Holston, Terre Haute TC	8:52
Kim Shanton, Ohio TC	8:54
Anne Connors, Buckeye TC	8:54
Tricia Moore, Buckeye TC	8:58
Dietrich Jordan, Motor City TC	8:59

Coleen Slater, Wolverines	9:01
Lexie deVries, Kettering Str	9:02
Lisa Boynton, Detroit Striders	9:03
Mary Lou Ice, Blue Ribbon TC	9:04
Diane Porter, Mound TC	9:05
Jenny Bell, Detroit Striders	9:06
Leslie Botts, Buckeye TC	9:08
Kelly Rosenow, Peoria TC	9:08
Tracy Holmes, Spartan TC	9:08
Cheryl Baker, Wolverines	9:09
Ruth Robinson, Motor City TC	9:15
Nan Hieb, Kettering Striders	9:15
Betsy Vargo, Cleve Hts Comets	9:15
(79 Finishers)	

**Leading Teams**

Fleet Feet (Mich)	48
Buckeye Track Club (Ohio)	105
Detroit Striders (Mich)	151
Wolverines (Mich)	168

**Girls 12-13 (1.50 miles)**

Shannon Mullen, Milwaukee TC	8:47.4
Mary Opalewski, Fleet Feet	8:56
Carrie Jo Craven, Ohio TC	8:56
Beverly Jarvis, Kettering Str	9:17
Stephanie Kisman, Canton TC	9:20
Nancy Dickson, Ohio TC	9:23
Janet Jarvis, Kettering Strider	9:27
Diane Simon, Wolverines	9:28
Susan Gailey, Mt Lebanon TC	9:32
Christy Dotseth, Palos Hills TC	9:32
Carmeltha Phillis, Mot City TC	9:35
Rochelle Colline, Motor City TC	9:35
Tina Mahorney, Kettering Str	9:38
Tammy Mahorney, Kettering Str	9:41
Deanne Schaumburg, C H Comets	9:45
Laurie Mullen, Milwaukee TC	9:50
Mary Palmore, Detroit Striders	9:53
Annette Cotner, Ohio TC	9:53
Mary Ann Petterhoff, Fleet Feet	9:58
Cheryl Williams, Motor City TC	10:00
Jeanette Hubbard, Ket Striders	10:00
Cindy Morrow, Ozark TC	10:02
Tracy Baker, Wolverines	10:03
Deana Lewallen, S J Chargers	10:05
Annette Hinders, Ket Striders	10:06
Mary Steury, Ft Wayne PAL	10:06
Kathy Koeppl, Peoria TC	10:09
Cindy Kressler, Fleet Feet	10:09
Barb Lavv, Palos Hills TC	10:09
Cathy Martin, Fleet Feet	10:09
Avis Satterfield, S J Chargers	10:12
Diane Wymore, Fleet Feet	10:12
Karen Jacobs, Wolverines	10:12
Amy Tucker, Lipke TC	10:13
Cindy Theim, Kettering Strider	10:14
Stacy Porter, Wolverines	10:14
Carol Miserlian, Lipke TC	10:16
Kay Nyquist, Fleet Feet	10:16
Teri Teegarden, Ket Striders	10:17
Marcia Meade, Ohio TC	10:17
Rhea Murphy, Palos Hills TC	10:18
Lisa Shanahan, Buckeye TC	10:22
Debbie Zack, Cleve Hts Comets	10:22
Patty Chelneyak, Wolverines	10:22
Beth Eberle, Ozark TC	10:25
Kathy Wallace, Mt Lebanon TC	10:25
Shelly Smith, Ohio TC	10:25
Cheryl Schmal, Palos Hills TC	10:26
Manoi Lipinski, Palos Hills TC	10:28
Becky Hathaway, N Coll Hill TC	10:28
(129 Finishers)	

**Leading Teams**

Kettering Striders (Ohio)	59
Fleet Feet (Mich)	111
Ohio Track Club	114
Wolverines (Mich)	156
Palos Hills Track Club (Ill)	177
Motor City Track Club (Mich)	190

**Boys 9 & under (1.00 mile)**

Louis McClendon, Det Striders	6:15.4
Kevin Mullen, Vilas TC	6:20
Jim deVries, Kettering Striders	6:40
Rod King, Mound TC	6:41
Joe Buchler, Louisville TC	6:44
Kurt Beilman, Louisville TC	6:47
Darryl Bernard, Kettering Str	6:48
John Bailey, Mt Lebanon TC	6:49
Jay Porter, Mound TC	6:50
Scott Keifer, Kettering Str	6:56
Kevin Mahorney, Kettering Str	6:56
Mark Ziegler, N College Hill TC	6:57
Jim Jordan, Graham Falcons	6:58
Barry Bemis, Kettering Striders	7:00
Norman Williams, Det Striders	7:02
Bob Riley, Kettering Striders	7:02
Eric Clawson, Mound TC	7:07
Jay Hafner, Kettering Striders	7:07
Andrew Wright, Kettering Str	7:11
Jay Sowder, Kettering Striders	7:14
Danny Carricoto, Louisville TC	7:16
Steve Strevell, Kettering Str	7:18
Mike Todd, Ohio TC	7:20
Dan Watton, Owen Sound Legion	7:21
Shawn Mullen, Vilas TC	7:24
(49 Finishers)	

**Leading Teams**

Kettering Striders (Ohio)	45
Mound Track Club (Ohio)	85
Louisville Track Club (Ky)	88

**Boys 10-11 (1.25 miles)**

Scott Dahm, Kettering Str	7:29.3
Tom Rhodes, Mt Lebanon TC	7:32
Dennis Connel, Louisville TC	7:56
Tim King, Mound TC	7:56
Mike McCracken, N Coll Hill TC	7:57
Mark Henry, Kettering Striders	7:59
Andy Hawk, Kettering Striders	8:07
Bryan Kierman, Wolverines	8:09
Bruce Maier, N College Hill TC	8:12

**ALLEGHENY MOUNTAIN JUNIOR OLYMPIC CROSS COUNTRY**

MOUNT LEBANON, Pennsylvania - September 30 - from JOHN HARWICK

Already having one of the best Junior Olympic track program in the nation, this area is the first to develop a JO cross-country meet. Many of the growing teams in the area (Latrobe, Dormont, Churchill, Tri-State Clubs and Pennsylvania Striders) are beginning to upset the previous domination of Mt Lebanon Track Club and making for better competition generally. GAIL HORNACK of Latrobe is developing into one of the top X-country runner for her age and TOM RHODES of Mt Lebanon is looking like one of the top boys in the 10-11 division. SUSAN and JOHN GAILEY have been looking very good too. For this race the regular Mt Lebanon Park course was too muddy, so roads were used. There was no rain during the race. RESULTS:

**Boys 9 & under (1.2 mi)**

John Gailey, ML	8:52
David Troy, ML	9:11
Andrew Bunecicky, Ch	9:27
James Crisanti, Ch	9:35
John McCaffery, ML	9:55
David Crisanti, Ch	10:02
Scott Levy, ML	10:07
David Martenelli, ML	10:08
(17 Finishers)	

**Leading Teams**

Mt Lebanon TC	23
Churchill TC	33

**Boys 10-11 (1.6 miles)**

Tom Rhodes, ML	10:08
Toby Ritner, Ch	10:26
Mike Renckeb, Burg	10:27
Craig McKenzie, ML	10:34
Dean Helfer, ML	10:42
Ivan Bush, ML	11:00
Glenn McKenzie, ML	11:01
Kevin Shackelford	11:15
Rick Bobin, Ch	11:16
Michael Hughes, PS	11:21
(31 Finishers)	

**Leading Teams**

Mt Lebanon TC	19
Churchill TC	38

**Boys 12-13 (2.0 miles)**

Jim Blettner	13:17
Don Wall, WTC	13:45

Canan Karem, Louisville TC	8:13
David O'Brien, Louisville TC	8:14
Bill Kemo, Owen Sound Legion NS	8:16
Darmell Williams, Motor City TC	8:25
David Fernacz, Louisville TC	8:26
Emony Collaway, Det Striders	8:28
Mike Fernacz, Louisville TC	8:30
Mike Higgs, Louisville TC	8:36
Keith Quaker, Detroit Striders	8:39
Gary O'Bryan, Louisville TC	8:40
Rex Tobin, Mound TC	8:42
Bob Shaffer, Graham Falcons	8:43
Dave Kestrup, N College Hill TC	8:45
Mark Cotner, Ohio TC	8:46
Jerry Durban, Louisville TC	8:50
Danna Shelton, Detroit Striders	8:51
Don Huxel, No College Hill TC	8:53
Ian Lloyd, South Jersey Charger	8:53
(59 Finishers)	

**Leading Teams**

Louisville Track Club (Ky)	60
North College Hill TC (Ohio)	105

**Boys 12-13 (1.50 miles)**

Steve Bostian, Vilas TC	8:39.5
Mark Kerr, Wolverines	8:45
Tim Abbott, Owen Sound Legion	8:50
Bryan Murray, Wolverines	8:56
Jeff Mearns, N College Hill TC	9:06
Mark Cooks, Motor City TC	9:09
Tony Wright, Louisville TC	9:17
Kevin Butler, Ohio TC	9:18
Craig McDonald, Owen Sound Leg	9:20
Tom Anderson, Motor City TC	9:21
Pat Magera, Louisville TC	9:22
Derick Williams, Det Striders	9:23
Kurt Kemp, Owen Sound Legion NS	9:27
Chris Stoll, N College Hill TC	9:29
Bryan Loney, Owen Sound Legion	9:31
Tracy Teegarden	9:34
Bill Clark, Owen Sound Legion	9:36
Mark MacPherson, Wolverines	9:36
Jim McCracken, N Coll Hill TC	9:40
Calvin Lewis, Motor City TC	9:46
Tim Kenney, Motor City TC	9:48
(42 Finishers)	

**Leading Teams**

Owen Sound Leg No Stars (Ont)	57
Wolverines (Mich)	72
Motor City Track Club (Mich)	94

**Laurie Tate, ML**

(33 Finishers)

**Leading Teams**

Dormont TC	32
Latrobe TC	40
Churchill TC	71
Mt Lebanon TC	73

**Girls 12-13 (2.0 miles)**

Susan Gailey, ML	14:14
Robin Todd, T-S	15:11
Kathy Dempsey, Lat	15:17
Kathy Wallace, ML	15:23
Karen Williams, T-S	15:34
Cheryl Brown, T-S	15:38
Kathy Hall, Dor	15:51
Debbie Todd, T-S	15:53
Anne Eisele, ML	15:54
(21 Finishers)	

**Leading Teams**

Tri-State TC	26
Mt Lebanon TC	31

**Girls 10-11 (1.6 miles)**

Jo Ann Hall, Dor	n
Doreen Sanderson, Lat	o
Nancy Feeny, Dor	
Beth Gailey, ML	t
Joan Sapovich, Lat	i
Sheree Shaffer, Lat	m
Diane Reid, Dor	e
Nancy Brajdic, Dor	s
Jeanette Iovino, Ch	

**Girls 14-15 & \*16-17**

**combined results (2.4 mi)**

Gail Hornack, Lat	17:13
Marlene Harewicz, ML	17:41
Sharon Gough, ML	18:05
Donna Decker, Lat	18:51
Leslie Myers*, Lat	19:03
Sue Roehm	19:26
Laurie Jones, ML	20:01
Amy Novak, Lat	20:05

# DISTANCE RUNNING ROUND-UP

CROSS-COUNTRY RUNNING REVIEW by Brice Hammerstein

## DISTANCE DEMONS

by Mike Ipsen

Age groupers had their glory during September and October distance runs. In northern California, at the second annual "Double Dipsea Run" (one of the toughest 13.5 milers around), age groupers were a very dominant force in a field that greeted over 300 runners. One of the premier distance runners in the nation, DAVID CORTEZ, 14, placed fifth in the usual tough field. CHRISTINE SAKELARIOS, 13, was the first of 34 women to cross the line, as she placed 25th overall. Both youngsters compete for the Redwood City Striders.

Greenbelt, Maryland, was the host site for the 1972 version of the 15 Kilometer Junior National Championships. Sports International of Washington, D.C., produced one of the biggest surprises of the meet. Entering a team of 5 boys and one girl, all under the age of 14, they proceeded to go on and take the silver medal for placing second as a team. Great job to JOHN (13) and TOM (11) NOEL, RICKY SCHUETTE (13), MONICA (11) and CHRIS (9) SHERWIN and GENE MIRKIN (10).

Two names that seems to be popping up all over Southern California road races are 15 year-olds TOM EDWARDS and MIKE CALDERA. Tom hit 2:57:02 at the Palos Verdes Marathon in May. While we are on the P.V., congratulations are in store for GEORGE MORGIN (first high schooler) at 2:38:44 and MIKE TRUAGHER (first Junior High) in 2:40:42. THOMAS RODRIGUEZ had the top performance of the day, however. Thomas, only 12, ran what is believed to be a best for his age with a 2:46:39. A word of encouragement goes to junior high misses KATHY BURTON (4:35:16) and TILLIE BRANICA (4:38:38) at Palos Verde.

The second Champaign Marathon, set in the scenic Napa Valley in northern California, saw DAVID CORTEZ run a very relaxed 2:41:45 while placing eighth. Dave was pulling older brother Frank, 18, to a personal best of 2:45:25. Their teammate, 12 year-old DAVID WILSON, ran a lifetime best 3:34:00.

That's all for this time. Until next issue,  
Mike

A thousand runners or more are expected at the Annual AAU Girls and Women Cross Country Championships, November 25, at Long Beach, California. Along with the Senior Women's race (14 years and over), there is a Girls 14-17 race at two miles and three age-group races, officially listed as "exhibition". 12-13 year-olds run 1½ miles, 10-11 race 1¼ mile and the 9-under event will be one mile.

The Long Beach Comets sponsored meet, will be run at El Dorado Park, which consists of rolling grass terrain. Among the special activities planned, are awards ceremonies at famous Knott's Berry Farm, the evening following the races.

Meet Director Pete Scanlan is hopeful that movies of the morning's races can be shown at these ceremonies. Entries are due November 11. For information, contact Pete at 2925 Knoxville, Long Beach, CA 90815 or phone (213) 429-3167.

BRICE HAMMERSTEIN, who is an active "leather lunger" himself at age 21, will be contributing regularly to our distance page, specializing in Girls cross-country and general long distance for the younger set. He is currently in the Navy, but has been coaching age groupers for the Rialto Road Runners and has done some interesting research into the effects of running on youngsters. Brice is not only interested in the performances of young runners, but also would like to hear about any special experiences or problems common to the sport (dogs, cars, hot weather, wind, smog etc). Send your comments to Brice, in care of STARTING LINE.

Distance running falls into three main categories:

(1) Cross-country, which is run primarily during the fall, mainly in parks and on the trails. It usually covers the distance between 3/4 of a mile and 10 kilometers (6.1 miles).

(2) Road racing, which is run year round and covers distances ranging from a mile to 26 miles. Because the AAU frowns on youngsters running these distances, there have been relatively few age-groupers who venture into this area regularly, although there have been some very fine performances.

(3) Track distance races are generally run from one to six miles, though the one hour run is occasionally contested. Coaches usually prefer the track races, because they can keep an eye on the runner, while the distance runner usually prefers other forms, because the coach can't keep an eye on him.

## GIRLS CROSS-COUNTRY

From results received so far, strong early performances are seen from many areas. In the west, MARY DECKER, at a young 14, dominated the first two races she has entered as a 14-17 runner. MARI GIBBS, a 9 year-old who has run under 2:30 for a half mile on the track, defeated her closest competition by over 20 seconds in a one mile race. In the area where they compete, the Southern California Cheetahs and the Rialto Road Runners have established themselves as the team powers in the 10-11 and 9-under divisions.

In the east, Sports International shows strength in all age groups but dominates none of them. In the 9-under, Ambler Olympic Club (Pa) appears to be stronger, while Latrobe TC (Pa) leads the 10-11's. DONNA and ROBIN CAMPBELL won their first meets decisively to stand out for SI and GAIL HORNACK of Latrobe will be a strong threat in the 14-17 class.

SHANNON CLINE of the Golden Angels (Ohio) turned in the most convincing performance from the midwest. Shannon finished 20 seconds ahead of LESLIE ROSE in an early season 10-11 race, and Leslie trounced the field at the massive Kettering Striders meet. DEBBIE VETTER, 15, from the Blue Ribbon TC (Ohio) looks strong as does the 9-under and 10-11 teams of the Fleet Feet Track Club from Michigan.

In the southwest, 9-under SANDRA BEACH had the most convincing win in an early season New Mexico meet, as teams power in that area seems to be diffusing. Scottsdale Track Club is the only team to really dominate any division (12-13) in Arizona. It would be nice to hear from other areas.

# STARTING LINE CALENDAR

## November

- 11 AAU GIRLS "JUNIOR" NATIONAL CROSS COUNTRY CHAMPIONSHIPS, Bellbrook (Ohio) HS (9-under & up) Steve Price, 1117 Pursell, Dayton, Ohio (513) 253-4395
- 11 NEW MEXICO AAU AGE GROUP CROSS COUNTRY CHAMPIONSHIPS, Albuquerque (9-under to 12-13) Tony Sandoval, 1212 Jackson SE, Albuquerque, New Mexico 87106
- 12 NEW YORK RRC AGE GROUP RUNS, Van Cortlandt Park, Bronx, NY (Boys & Girls, 5-under & up, Cross country, 12:00) John McCarthy (914) 968-4094
- 12 WILLOW CREEK RUN, Flat Rock, Michigan (Girls & Boys) Richard Beyst, 2095 Paris, Lincoln Park, Michigan 48146
- 12 CALIFORNIA STATE AAU GIRLS CROSS COUNTRY CHAMPIONSHIPS, San Luis Obispo (9-under & up, 12:00) Larry Bridges, 428 N Chorro St, San Luis Obispo, Cal
- 18 OHIO TRACK CLUB DISTANCE CARNIVAL, Worthington, Ohio (Boys & Girls, all ages, LD Runs & Walks) Harry McKnight, 1795 Brinewood, Columbus, Ohio 43227
- 18 MID AMERICA CLASSIC, Peoria, Illinois (Girls, Cross country) Bob Hyten, 1033 Randle Street, Edwardsville, Illinois 62025
- 18 LOS ANGELES TRACK CLUB CROSS-COUNTRY, College of the Canyons, Valencia, Calif (Girls, 9-under & up) Chuck Debus, 18100 Pacific Coast Hwy, Malibu, Cal
- 18 ALL-COMERS CROSS COUNTRY SERIES, Hazard Park, Los Angeles, Calif (B & G, 10-under & up, 10:00am) Bill Peck, 1140 N Alexandria Ave, Los Angeles, Cal
- 19 NEW YORK RRC AGE GROUP RUNS, C W Post College, Long Island, NY (Boys & Girls, 5-under & up, Cross country, 12:00) Don McIntyre (516) 599-8616
- 25 REGION TWO JUNIOR OLYMPIC CROSS COUNTRY, Druid Hill Park, Baltimore, Md....Joel Adelberg, Box 422, Greenspring Ave, RFD #7, Baltimore, Md 21208
- 25 AAU GIRLS NATIONAL CROSS COUNTRY CHAMPIONSHIPS, El Dorado Park, Long Beach, Calif (9-under & up) Pete Scanlan, 2925 Knoxville, Long Beach, Cal 90815
- 26 NEW YORK RRC AGE GROUP RUNS, Van Cortlandt Park, Bronx NY (Boys & Girls, 5-under & up, Long Distance Runs, 12:00) Barry Geisler (212) 536-3303

## December

- 2 CROSS COUNTRY CLUB OF DALLAS (Texas) RUNS....Talmadge Morrison, P.O. Box 38233, Dallas, Texas 75238
- 2 SOUTHERN PACIFIC AAU GIRLS HALF-MARATHON....Dave Japs, 835 Oakdale, Rialto, California 92376
- 2 ALL-COMERS CROSS COUNTRY SERIES, Belvedere Park, E Los Angeles, Calif (B & G, 10-under & up, 10:00am) Bill Peck, 1140 N Alexandria Ave, Los Angeles, Ca
- 3 NEW YORK RRC AGE GROUP ROAD RUNS, Marine Park, Brooklyn, NY (Boys & Girls, 5-under & up, 1:00pm) Bill Moran (212) 339-6100
- 9 NEW YORK RRC AGE GROUP ROAD RUNS, Alley Pond Park, Queens, NY (Boys & Girls, 5-under & up, 11:00am) Nat Cirulnick (212) 276-7451
- 10 NEW YORK RRC AGE GROUP ROAD RUNS, Clove Lake Park, Staten Island, NY (Boys & Girls, 5-under and up, 1:00pm) Dan Dougherty (212) 981-2532
- 16 WASCO (California) AGE GROUP RUNS....Brad Tomasini, 1618 7th Street, Wasco, California 93280
- 16 ALL-COMERS CROSS COUNTRY SERIES, Elysian Park, Los Angeles, Calif (B & G, 10-under & up, 10:00am) Bill Peck, 1140 N Alexandria Ave, Los Angeles, Cal

# TECHNIQUE & TRAINING

What's up Doc!

by DR. GABE MIRKIN

**QUESTION:** I have asthma and most of the time when I run fast, I start to cough...am I ruining my lungs? I am on the track team. Should I quit?

**ANSWER:** Vigorous exercise is recommended by virtually all authorities in the treatment of asthma. Every single treatment center for asthma has an exercise program. Four members of the Australian olympic swim team have asthma and the running world is full of top-notch asthmatics.

Running can make you cough more and can aggravate an existing asthma attack. You can prevent this by taking your asthma medicine prior to your hard run. A 1964 olympic champion was well known for using his asthma inhaler just prior to a race. I do not recommend using any more than you are obligated, but it can be important when you are having trouble.

(Ed. note: The article above, written in August, became more timely as the result of events in Munich, in particular, the disqualification of swimmer Rick Demont for the violation of the use of certain drugs. Below, Dr. Mirkin comments on this incident).

"The recent diqualification of an American Olympic gold medal winner in swimming because he took asthma medicine prior to his event raises serious questions about the future of asthmatics in athletic competition.

"All asthmatics have some degree of obstruction caused by hard exercise. This can be measured on pulmonary function machines by any laboratory equipped to do the test.

"This reflex obstruction (bronchospasm) can be completely prevented most of the time by taking asthma medication prior to exercise. To not allow asthmatics to take asthma medicine prior to competition when they are having trouble, would seriously impare their ability to compete on equal footing with non-asthmatics.

"Years ago, many physicians were telling asthmatics not to exercise because it would make their cough or wheeze worse. Fortunately, every intelligent physician now encourages asthmatics to get as much exercise as possible.

"The world of sports is full of outstanding asthmatics. Several Olympic champions are asthmatics and take ashtma medication prior to competition. The United States Olympic swimming team has several asthmatics. Many of the top age group distance runners are asthmatics.

"I would like to bring out two points:

- (1) Any asthmatic should be encouraged to exercise, and can compete on an equal footing with non-asthmatics if he takes asthma medicine prior to his competition when he is wheezing.
- (2) Disqualification of competitive-athlete asthmatics who take asthma medicine will put them at a distinct disadvantage to people who do not have asthma."

**QUESTION:** I ran the best race of my life after taking uppers (ed. amphetamine, a potent stimulant). Why do you guys think it is wrong?

**ANSWER:** Because you can die. The cyclists that died in the Olympics were on amphetamines. The two high school boys who died in a 10 mile race in West Virginia were on amphetamines. There is ample evidence that amphetamines make a person markedly susceptible to heat stroke and concomitant death. Every case of heat stroke should be checked for amphetamine.

To make this practice event more foolhardy, you should know that amphetamines do not improve endurance or speed. They are mood drugs and can make you loose perspective of pain. Most recent studies do not show improved performance with amphetamines in well motivated athletes.

Why be too loose or uptight?  
Get a shoe that fits you right.



Most track shoes come w-i-d-e. Then you have a long lace operation to make them tight so they will give you some kind of fit. NEW BALANCE shoes are different. They come in exact widths. It's easy to get a comfortable, correct fit. The shorter lacing gives you a more flexible vamp for easier running action. Special design based on orthopedic principles gives you natural foot action which helps prevent foot, leg and knee problems. The Ripple® sole absorbs shock, reduces fatigue and improves traction. More real features than other track shoes. Find out for yourself.

AVAILABLE IN EXACT SIZES

B, C: 4½-13 D, E: 6-13

Non-stock sizes available

Send for catalog L

**NEW BALANCE**

ATHLETIC SHOE CO.

176 BELMONT ST.

WATERTOWN, MASS. 02172

**MONEY BACK GUARANTEE**

## ANTI-FOG Lens Cleaner

TO KEEP GLASS FROM FOGGING UNDER ANY CONDITIONS OF HEAT, COLD OR MOISTURE

THE STORY BEHIND APPOLLO 15 LENS AND GLASS CLEANER LICENSED TO YOUNGER MED OPTICS BY NASA

SEND \$2 TO S.A.L., INC. 6520 GREEN VALLEY CIRCLE, 13-205, CULVER CITY, CALIF. 90230.

- **RACING TECHNIQUES**—At last, a booklet that centers on HOW races are run—not just the training before and the statistical aftermath. Includes a wealth of practical advice on pacing and tactics, optimum racing frequency, comparing performances in different events. Available July 1. 52 pages. \$1.50.
- **RUNNING NUTRITION**—The long-awaited guide to the feeding and watering of runners. Suggests ways to improve performance through dietary control, weight watching, proper drinking habits. Based on the latest scientific data, as tested by runners themselves. Available August 1. 84 pages. \$1.95.
- **INTERVAL TRAINING**—Nick Costes, an Olympic distance runner and college track coach, takes a fresh look at the subject. The result is a booklet loaded with helpful hints on using the method effectively. Available October 1. 100 pages. \$1.95.

## CLEARANCE SALE

We are not clearing out, only cleaning up.  
 We are getting rid of our old issues, to make room for the new ones.

### BACK ISSUES

- Jan. '71 (1) 1st Issue - a Collector's Item
- March (2) OUT OF PRINT
- April (3) Phoenix Invitational
- May (4) Early Season Standouts
- June (5) A-G List - Mt SAC/Penn Relays
- July (6) RRCA National Mile Run
- August (7) Girls AAU National - Boys List
- Sept. (8) US Youth Games - Jr. Olympics
- Oct. (9) OUT OF PRINT
- Dec. (10) X-Country National Highlights
- Jan.'72 (11) Jr. Olympic Nat. Tabulation - 1971 in Review
- March (12) Girls Indoor Wrap-up
- April (13) Preview of Outdoor Season
- June (14) RRCA Mile Highlights
- July (15) Boys/Girls Junior Nationals
- August (16) US vs USSR Junior Dual Meet

Select any five copies for the bargain price of \$2.00.  
 If you want ten issues, we'll do even better and go for \$3.50.  
 In either case, we'll have to add 50¢ for the postage.  
 Single issue can be acquired for the regular price of 50¢, but there is a minimum purchase of \$1.00 + 25¢ Postage.

ORDER from **STARTING LINE** .  
 P. O. BOX 878, RESEDA, CALIFORNIA 91335

# ARE YOU AN 18?

**YOU ARE!** if the number on the right hand side of your address label is 18. It means that your subscription has come of age and it is **TIME TO RENEW.**

Your subscription has increased in value. It will now include 2 **SPECIAL EXPANDED** issues (regularly sell for \$1.00 each). They are of course **FREE** with your subscription.

## Save-\$5.00

Get three years of **STARTING LINE**, and pay only for two.

## Save-\$2.00

Settle for two years, and you will still come out ahead.

### Subscribe today!

USE THIS FORM FOR YOUR RENEWAL OR YOUR NEW SUBSCRIPTION

Please enter my subscription to **STARTING LINE** - 8 Issues a year, including the 2 **SPECIAL ISSUES** -

\_\_\_ NEW SUBSCRIPTION \_\_\_ RENEWAL  
 \_\_\_ EXTENSION

\_\_\_ ONE YEAR \$ 5.00  
 \_\_\_ TWO YEARS \$ 8.00  
 \_\_\_ THREE YEARS \$10.00  
 \_\_\_ First Class Mail  
 (add \$2.00 per year)  
 \_\_\_ Air Mail  
 (add \$3.00 per year)

NAME \_\_\_\_\_

ADDRESS \_\_\_\_\_

STATE \_\_\_\_\_ ZIP \_\_\_\_\_

\_\_\_ COACH \_\_\_ ATHLETE \_\_\_ OTHER  
 (Please check one)

Mail check or money order to:  
**STARTING LINE**  
 P.O. BOX 878 - RESEDA, CALIFORNIA - 91335

## OLYMPIC GAMES PREDICTIONS

CHRIS A'HARRAH, third placer in the girls National Junior Olympics 880, won the "whole thing" in the SL Olympic Games Prediction Contest (see July issue). The 16 year-old predicted a grand total of 54 medallists (34 men and 20 women) to give her the high score in combined events. Chris, who lives in Upper Darby, Pa. and runs for the Delaware Sports Club, has a 12 year-old sister, Gay, who picked 43 medal winners herself.

On her way to the overall "championship", Chris tied for second in predicting the men's events and she may have been the only expert in the world to pick the 3000 meter steeplechase in one-two-three order (Kip Keino, Ben Jipcho and Tapio Kantanen).

Second overall, and champion picker of the women's events was RANDY CRIST, also 16, from New Carlisle, Ohio. A junior in high school, who last year ran a 4:52.3 mile after competing since the seventh grade, he says he was most disappointed by the failure of Keino to set a fast pace in the 1500 and Jim Ryun's absence from the final. Randy "guessed" 53 medal winners, with a perfect score in four events.

Distance runner JAN MEYER, a member of the Long Beach Comets of California, took first place in the men's events, with a great total of 35 medallists. Jan, who was most surprised by Dave Wottle's victory, picked two events perfectly, and was shut out of only two events completely. She is just fourteen.

Third place in both overall and women's events predictions was TOM POWDERLY, 15, a familiar name in eastern distance running from New Hyde Park, New York. Tom was very close to the lead in both categories and had exactly the same "perfect" events as Randy Crist (men's discus, plus women's 200, 400 and shot put).

Only one point back in the men's events was CHRIS JOHNSON, another 14 year-old distance runner, who hails from San Jose, Calif. Chris, who is also a fine race walker, amazingly tabbed all the javelin medal winners (including Bill Schmidt).

Youngest entrant was ERIC MARENIN, from San Gabriel, Cal. Eric picked 29 medal winners in the men's events which is not bad for a ten year-old. Just to show that distance runners aren't the only "experts", CATHY CLARKE of La Jolla, California, a well known hurdler-jumper, finished third in predicting the women's event medal winners.

A few adults tried their hand at picking... their young counterparts were a lot better. Speaking of youngsters, MARK ZUCKER, age 11, picked 55 medallists but he doesn't count, having chosen the wrong father.

All of the top placers received special momentos from Munich. Congratulations to the winners, and for those who didn't we'll have some more contests coming up soon. The leading scorers were:

**MEN'S EVENTS:** 1-Jan Meyer, 35 medal winners; 2-tie between Chris Johnson and Chris A'Harrah, 34 each; 4-Todd Burke (age 16, from Glen Burnie, Md.), 33; 5-tie between Kathy Adams (13, Citrus Heights, Cal.), Gary Greco (15, Glen Burnie Park, Md.) & Randy Crist, 30.

**WOMEN'S EVENTS:** 1-Randy Crist, 23; 2-Tom Powderly, 22; 3-Cathy Clarke, 21; 4-Chris A'Harrah, 20; 5-Gay A'Harrah, 19.

**COMBINED EVENTS:** 1-Chris A'Harrah, 54; 2-Randy Crist, 53; 3-Tom Powderly, 51; 4-Cathy Clarke, 50; 5-Kathy Adams, 47.

## GIRLS/SHOT & DISCUS CONTEST

Girls from the Fresno Elans and Long Beach Track Clubs once again lead the 17-and-younger divisions of Starting Line's year-long weight event contests, but new teams dominate the 13 & younger events. Just as in 1971, the Elans edge the Long Beachers as the best three-girl team in the 8 pound shot put, while the positions are reversed in the discus throw. In both cases, the leading teams improved on their total team efforts of last year.

Pending the outcome of any late results or corrections, other California teams lead the two younger divisions, but the competition is close. The La Jolla Track Club leads the discus results, followed by the Creighton Track Club of Phoenix and the Redwood City Striders (Calif.). In the 6 pound shot contest, the team of the Crescenta-Spikettes is currently leading Motor City PAL Track Club of Detroit and the Rialto Roadrunners. Total distances don't measure up to last year's winners from Creighton (discus) and the Elans (shot put) but the depth is greater.

Since several teams are in close contention, we are asking any of the contending teams to send us results of any meets we may have missed. Starting Line will award certificates to all three girls on each of the top three teams in each event (four events). Complete rules are described in January issue of Starting Line.

Team leaders are listed below (last year's best distance in parenthesis):

Shot Put/Girls born in 1954 or later (126-5 by Fresno Elans in 1971)...\*4 kg shot + two feet, others 8 lb shot

1. FRESNO ELANS...129-4 (Iva Wright 47-11 $\frac{1}{2}$ , Yvette Brownlee 42-8 $\frac{3}{4}$ , Debra Haynes 38-7 $\frac{3}{4}$ )
2. LONG BEACH TC...121-7 $\frac{1}{2}$  (Debbie Brown 43-8 $\frac{1}{2}$ , Debbie Rivera 42-2, Debbie Langevain \*37-9)
3. CURSOR LILACS (Washington)...111-8 $\frac{1}{2}$  (Linda Rankin 40-7, Jill Eilertson 37-8 $\frac{1}{2}$ , Lisa Kolp 33-5)

Discus Throw/Girls born in 1954 or later (401-4 by Long Beach Track Club in 1971)...1 kg discus

1. LONG BEACH TC...401-11 (Debbie Rivera 139-4, Debbie Brown 135-3, Terri Sabol 127-4)
2. FRESNO ELANS...397-7 (Iva Wright 153-5, Yvette Brownlee 136-9, Debra Haynes 107-5)
3. KALISPELL TIMBERETTES (Mont)...306-4 (Lori Lyford 108-9, Kim Erekson 103-0, Vicki Hileman 94-5)

Shot Put/Girls born in 1958 or later (116-9 by Fresno Elans in 1971)...all marks with 6 pound shot

1. CRESCENTA-CANADA SPIKETTES...103-9 (Heidi Kauti 42-10 $\frac{1}{2}$ , Connie Gassen 31-0, Kerry Olmstead 29-10 $\frac{1}{2}$ )
2. MOTOR CITY PAL TC...99-10 $\frac{1}{4}$  (Helen Williams 42-8, Alexis Hawkins 34-8, Penny Watkins 22-6 $\frac{1}{4}$ )
3. RIALTO ROADRUNNERS...99-1 $\frac{1}{2}$  (Sharon Laughlin 36-7, Bea Hunt 32-9 $\frac{1}{2}$ , Val Tanguay 29-9)

Discus Throw/Girls born in 1958 or later (285-11 $\frac{1}{2}$  by Creighton Track Club in 1971)...all marks w/1 kg disc

1. LA JOLLA TC...261-2 $\frac{1}{2}$  (Ann Hillebran 91-1, Patty Patterson 85-10 $\frac{1}{2}$ , Cathy O'Brien 84-3)
2. CREIGHTON TC...247-6 (Donna Yarbrough 92-9, Kellye Richardson 84-0, Jane McCaskill 70-9)
3. REDWOOD CITY STRIDERS...245-3 (Robin Sams 85-8, Liz O'Connor 82-3, Chris Mahoney 77-4)

## Stephanie Ann Keel

STEPHANIE ANN KEEL is a six year-old girl, who runs for the Albuquerque Track Club of New Mexico. Her great pride was to have been the youngest child to go to the national cross country championships, last year in Cleveland, where she finished 118th out of 129.

What is so unusual about that? Certainly much more than meets the eye.

Stephanie is a handicapped child. Not just one handicap, but four. The youngster has chronic osteomyelitis of the right leg, which means that this leg is one inch shorter than the other, and therefore she has to wear a special built up track shoe; she is also deaf and is a lip reader; she suffers from a kidney ailment and has a deficiency known clinically as...agammaglobulinemia, for which she takes monthly shots.

Her mother, Lois B. Keel, of Albuquerque, told STARTING LINE: "We think Stephanie is handicapped, but Stephanie doesn't think she is. When the doctors told her, when she was 3½, that she should start running, in order to improve the circulation in her leg and thus strengthen it, she took it quite seriously.

"Since her sister was competing at that time with the Duke City Dashers, she decided she could do it too. She was too young to join a track team, but she practiced religiously on her own. Soon afterwards, she felt quite ready and joined the Heights Track Club (now the Albuquerque TC).

"Stephanie is a true competitor. She does anything her coach, Barry Rodrigue, asks of her. She has never quit a race. She runs the exact practice that all the rest of the 9-unders do and asks no favors, no matter how bad she is hurting. After all, she has hurt all of her life.

"We hope that this information will show other handicapped youngsters, that nothing is impossible if you only have the courage to keep trying".



## Kyle Jones

Kyle has been the outstanding 12-13 age group triple jumper, for the past two years. He holds the U.S. age 12 best (36-10¼) and is the 1972 U.S. 12-13 Champ (39-2, Lakewood, Colorado). He holds the Inland Empire AAU records for Juniors (12-13 Div.) in the shot put (47-1), the long jump (18-5½), the triple jump (40-1), the 1 kilo discus (116-0) and the javelin (94-6).

Kyle has traveled over 6000 miles in 1972 to compete in various track meets, including meets in Canada. Those trips were most successful, as he gathered 30 first places, 2 seconds and a lone third in 11 meets.

Kyle was born July 12, 1958, resides in Spokane, Wash. and is a member of the Northwest Kiwanis TC. His progression for the three years he has competed in track is as follows:

	Age 11	Age 12	Age 13
Shot Put (8#)	34-0	37- 3	47-1
Long Jump	-----	16- 9	18-5½
Triple Jump	32-1	36-10¼	40-1
Javelin	-----	94- 6	-----
Discus (1 kg)	-----	-----	116-0

## Tim Riley


Tim is the younger brother of Rick Riley, who broke the national high school two mile record in 1966, and then ran on the U.S. national team. Tim obviously wants to follow in his brother's footsteps, having taken giant strides in that direction the past two years.

He is the present owner of the U.S. best for 13 year-olds in the mile (4:45.1), as well as being the best known 14 year-old (4:33.1). Tim placed third in the National Age Group Meet in Colorado, the first 14 year-old in the Intermediate Division. He holds the Inland Empire AAU records for the mile in the 12-13 (4:56) and 14-15 (4:38.2) groups. His Junior Olympic records include the 10-11 660 in 1:48.7.

Tim runs for the Northwest Kiwanis Track Club of Spokane, Washington and attends Ferris High School. His progression is as follows:

	1500 meters	One mile	Two mile
Age 13 .....	4:25.4	4:45.1	10:36
Age 14 .....	4:24	4:33.1	9:53.3

## Marchi Wierson



9 year-old Marchi Wierson is a member of the Portland TC. She was voted the outstanding performer in her age group at the Region 12 AAU meet at Auburn, Washington. In that meet, she ran the 220 in 30.6 and the 440 in 71.4, taking first place in both events.

## Herb Wills

age 11, has come a good way since he finished fourth among his classmates in a mile run two years ago, in Tallahassee, Florida.

This spring he realized one of his long range goals, winning the 11-12 age-group mile at the Florida Relays, in a crowded field of 26 runners. His time of 5:11.0 set a new meet record which replaces that of 5:37.6 set in 1971 by Mark Waterbury of St. Petersburg, Florida (see STARTING LINE, June, 1971).

A month earlier, Herb participated in the annual Valentine Running Festival, and won the 10-12 four-mile run in a respectable 24:48 despite chilling, gale force winds. The field of 40 runners found Herb's nearest rival more than 400 yards behind.

His most notable achievement to date was an impressive double win at St. Petersburg on August 10. In his first outing as a 12 year-old he ran a 5:04 mile, followed one hour later by an excellent 11:11.6 two mile.

Things were not always so bright for Herb. After placing fourth in the previously mentioned fourth grade mile, he started a serious training program. His training combined Lydiard style work with fartlek, interval and tempo training. These are used in proper proportion to maximize achievement for both short and long term goals.

He trains every day, with easy workouts at least twice a week - one of "warm up" style, and the other a "taking a trip" run. In the latter he starts at home and jogs to some new destination just to enjoy the scenery and a new trail. At present, low progressive goal attainment appears to be responsible for Herb's impressive progress.

Besides his track accomplishments, Herb is an "A" student and participates in the intramural program at Raa Middle School in Tallahassee.

# CLOSE-UP

## ATHLETES IN ACTION


HOPEFULS FOR GIRLS NATIONAL



TENA ANEX



JEANA WEST



TRACY BEAR



MARI GIBBS



SANDRA BEACH



ELLA WILLIS



NANCY FRANK &  
DONNA CAMPBELL



ELLEN HART

STARTING LINE  
P.O. Box 878  
Reseda, Calif. 91335

RETURN POSTAGE GUARANTEED

18-1  
Richard Ede  
146½ E. 7th St.  
Claremont, Calif. 91711

Photo credit:  
Ray Kroker (4)  
Jeff Johnson (1)  
Doug Schwab (1)  
Dan McIntyre (1)  
Joe Smetanka (1)

### NEXT ISSUE

Complete coverage of the Girls AAU National Championships - RESULTS - HIGHLIGHTS - PHOTOS -

All the results and commentaries on the RRCA Boys and Girls National mile in New York -

Continuation of the 1972 age-group Lists of Best Performers -

A GREAT ISSUE ... DON'T MISS IT

SUBSCRIBE TO STARTING LINE ...  
YOUR MAGAZINE ALL YEAR LONG.

### SPORTS INTERNATIONAL'S JUBILANT HARRIERS



At the RRCA X-Country National, in New York, last November, they gathered 5 Firsts, 4 seconds and a third in 10 races. They are coming back for more this year. Photo by B Schuette