

\$100



STARTING LINE

TRACK & FIELD FOR YOUNG ATHLETES

SEPTEMBER-OCTOBER 1974 VOL. 4 No. 32 P. O. BOX 878, RESEDA, CALIFORNIA 91335



1



2

BOYS AGE GROUP NATIONALS
GIRLS AGE GROUP CLASSIC
NATIONAL JUNIOR OLYMPICS

CONTEST



3



4

FORUM

OPEN LETTER FROM THE COORDINATOR OF THE AAU BOYS NATIONALS ...

The Orange County Blue Angels T & F Club would like to thank all the clubs and unattached participants for their good sportsmanship during the 1974 National AAU Boys Championships held in Pasadena, CA.

It was very rewarding to see a great number of clubs from all over the United States. Also, the kind and complimentary comments are appreciated and acknowledged.

However, as may be expected in a championship where there are over 600 athletes and countless preliminary heats for all the events, it is impossible to satisfy everyone, much less go through the complete program without problems.

The following criticisms and/or comments have been heard and deserve to be mentioned:

1) TRACK & FIELD FACILITIES:

The City of Pasadena sponsored the championships and offered any of the city's track facilities. The OCBA Club manned by only its volunteer members chose the Pasadena City College facility because of the crowd control set-up and its much better track. The warm-up area was isolated from the competition but this afforded the participants complete con-

centration for warming up. The only delays between warming up and competing were during the running events for the decathlon. This could not be avoided.

2) SEEDING OF PARTICIPANTS:

Due to the number of participants expected for the competition, it was felt that athletes coming from out of state would be at a disadvantage because of their early entry, while local participants could wait until the last week end to turn in a low qualifying time. The seeding by alphabetical order was fair to everyone and was acceptable to local AAU officials. As a note of interest, many participants did not come anywhere near the qualifying times they had submitted.

3) EVENT TIME SCHEDULES:

The schedule as presented in the entry forms were adhered to, with the exception of the hurdle events. The change was due to five participants entering two events that were scheduled one after the other. The competition started late, (e.g. 20 minutes to 1 hr and 25 mns., due to lack of timers and judges). However, once the competition began, the events were run very efficiently.

4) OFFICIALS:

In a meet of this stature there should not have been the need to go to the stands for timers and judges. This was the reason for the late starts

each day. An effort was made and AAU officials were contacted; however, it was all volunteer help. Many people were on vacation or out of town. Regardless of that, the meet was well controlled by the five AAU officials.

5) COMPLAINT DEPARTMENT:

The sign-in papers gave instructions for filing complaints. Several were filed, and while it is difficult to satisfy everyone who is complaining, it will suffice to say that the complaints were carefully considered by both the Meet Director, the Head Judge and Timer before the final decision was made. One decision of a relay team that was bumped off their lane was not a popular one. The decision was made in all fairness to the team that was bumped off and did not finish the event, as the passing line judge felt it was unsafe due to interference with adjacent lane.

In closing, the OCBA Club would like to thank the Pasadena Centennial Committee for sponsoring the National Championships. We feel we have gained much experience and would like to extend good wishes and much success to next year's host of the Boys National Championships.

Jose Othon Garcia, Meet Coordinator
President, Orange Coast Blue Angels
Boys T & F Club

NEED FOR SCHEDULE CHANGES...

I would like to thank Meet Director Fred Davis, the Orange County Blue Angels and the City of Pasadena for the outstanding job they did at this year's Boys Age Group Nationals. The only quarrel I have with the meet is its late date.

The Girls Nationals were held on June 25/26, while the Girls "Junior" Championships took place June 19/21. Next year's Boys Nationals will be August 9 and 10.

August is just too late in the season. Most clubs begin training in February (or earlier) and attend local Association invitationals and Championships, state and/or regional championships and the Jr. Olympics.

These meets run well into late June and early July.

To keep sharpening your young athletes for competition in August can be extremely taxing and increases the incidence of injuries. Many top athletes have either changed age-groups (the birth year system should be adopted) or gone on vacation and lost their conditioning.

The AAU should standardize the dates of association Championships and the Junior Olympics, as well as schedule the Boys Nationals earlier in the year. This year, boys association championships were held as late as June 29 (Inland Empire) with most falling between May 18 and May 26 throughout the country.

Junior Olympic competition ran from May 25 in Arizona to July 20 in Region XI (Wyoming-Montana-Dakota). Most J.O. meets fell between June 15 and July 14.

An example for 1976 might be:
Assn. Championships - May 22 or 29;
State/Reg. Championships - June 4/5;
RRCA Postal Mile - June 12;
Junior Olympics - June 19/20 or 26/27;
Boys Nationals - July 2-4

The Nationals from July 2-4 would be a real natural. It would not only be our nation's bi-centennial, but also an Olympic year. After 1976, the Junior Olympic and Boys National dates could be permanently switched if desired.

Our club is fortunate to have an outstanding facility available to us. Dablo Valley College in Pleasant Hill (23 miles northeast of San Francisco) has four long jump pits, two shot put rings, two pole vault runways and a nine lane all-weather track.

We would be willing to bid for the 1976 Boys Nationals. Let's just have it earlier in the year!

Gary Santos,
Coach, Pleasant Hill Track & Field Club
Pleasant Hill, California

"HOW YOU PLAY THE GAME ..."

I am writing this letter to bring up a point which has bothered me for two years. Is the West really prejudiced against the East or is it my imagination?

I have been in track for two years and both years I have been fortunate to qualify for the Nationals and make the trips to Irvine, Bakersfield and Long Beach. And both times something has happened to knock me down one place in the final standings.

The first year a girl fouled on the Put she beat me with, and they gave it to her anyway. Now this year at Long Beach, CA, I was beating a girl by three feet and they put her in the finals instead of me. Fortunately enough I noticed the mistake and spoke up about it. But they still allowed the young lady in the finals, which wasn't fair (because "he didn't have the heart to tell her she wasn't in the finals").

At the end of the event, this same girl beats me by less than a foot and they gave MY medal to her. In both incidences, the girls were from the west coast, and both times I spoke up but nothing was done.

I once gave up a Junior Olympic Gold Medal in the Javelin, because it didn't rightfully belong to me. I told the judge about it and he gave it to the real winner.

How does the saying go, "It does not matter if you win or lose, but how you play the game".

Peri Jude Radecic
Mt. Lebanon Track Club, Pittsburgh, PA



VOL. 4 NO. 32
SEPTEMBER - OCTOBER 1974

STARTING LINE

P.O. BOX 878 - RESEDA, CALIFORNIA - 91335
(6402 Enfield Avenue, Reseda)
213 937-8586

Publishers & Editors
MAX ZUCKER and BILL PECK

Art Direction GARY OLIVER

Production Assistant MAGGIE PENTURFF

Special Contributors

Dr. HARMON BROWN	<i>Technical material</i>
CALVIN BROWN	<i>Girls Statistics</i>
RICHARD EDE	<i>Girls high School</i>
BRICE HAMMERSTEIN	<i>General feature</i>
CASEY IDE	<i>International Feature</i>
BROOKS JOHNSON	<i>Technique & Training</i>
BOB LORD	<i>Junior Boys feature</i>
Dr. GABE MIRKIN	<i>Medical Column</i>
JACK SHEPARD	<i>Boys High School</i>
ROY SILVA	<i>Boys AAU Information</i>

WEST Major Contributors EAST

JOE HERZOG	JOHN HARWICK
FLOYD HIGHFILL	TIM HICKEY
SUE HUMPHREY	PETER KENNEY
LYLE KNUDSON	GEORGE MILLER
PORTER MARTIN	BILL MONGOVAN
JOHN van BENTHEM	HUGO PRUTER

MIDWEST

MARK BECKER	Photo Contributors
SAM GIAMBELLUCA	DON CHADEZ
BOB HYTEN	SUE HUMPHREY
STEVE PRICE	JEFF JOHNSON
NORM SKELLY	DOUG SCHWAB
	PAUL &
	STEVEN SUTTON

SOUTH

ELI GAGICH
HERMAN GOLDBERG
STAN ROMERO

STARTING LINE IS PUBLISHED EVERY
TWO MONTHS - FEBRUARY, APRIL, JUNE,
AUGUST, OCTOBER AND DECEMBER.

Second class postage paid at
Reseda, California 91335

SUBSCRIPTION RATES

Regular Mail

ONE YEAR (6 ISSUES) - \$5.00
2 YEARS (12 ISSUES) - \$9.00
3 YEARS (18 ISSUES) - \$12.00

STARTING LINE statement of ownership
(Act of Aug. 12, 1970, Sec. 3685 - Title 39 - U.S. Code
STARTING LINE MAGAZINE, whose known office of publication
and its headquarters for general business is located at
6402 Enfield Avenue, Reseda, California 91335, is published
6 times a year (every two months - February, April, June,
August, October and December) by MAX ZUCKER and BILL PECK
(owners & Publishers), both of PO Box 878, Reseda, CA 91335.
The circulation of STARTING LINE is nationwide in scope.

PHOTO CREDIT

On the Cover

- 1) Photo of Kelly Johnson by BRUCE HERSHEY
- 2) Photo of National's 220 race by DON CHADEZ
- 3) Nancy Shafer and Johanna Forman by JEFF JOHNSON
- 4) Action shot of Jim Favrow by BRUCE HERSHEY

1) 15 year-old KELLY JOHNSON, a member of the Valley Viking TC, (CA), topped the bar at 6-6, winning this event at the Boys Nationals at Pasadena.

2) Another Viking standout is 13 year-old MORRIS COLE. Morris was the double sprint champion at the Nationals, with 10.3 and 23.1 in the 100/220 races. In the picture he is seen leading (from left to right) GREG SMITH (PA), ANTHONY GIBSON (CA), MICHAEL PENN (PA) and DAVID SAUNDERS (D.C.).

3) At right of photo we see JOHANNA FORMAN beating NANCY SHAFER in a recent 880 race. The 14 year-old Falmouth, Mass. star (just turned 15) distinguished herself by winning the half-mile at the National Junior Olympics, defeating JULIE WISE of Maryland.

4) One of the finest young athlete to appear on the Age Group track scene is 14 year-old JIM FAVROW, from Manhattan, Kansas. This powerful and personable youngster emerged a double winner (shot and discus) from the Nationals. With RANDY FUSCO (Austintown, OH) providing strong competition in both events, Jim threw the 12 lb ball 52-10 1/2 and the 1.6 kg discus 140-0.

From the Editors

Last year, at least a dozen top U.S. age groupers were actually competing in the wrong age group according to information received by STARTING LINE. Most of these athletes were too old for the age group in which they were competing...according to present rules.

A very prominent coach told us recently that he purposely put some 12 year-olds in the AAU 10-11 division, because the 12-13 division was too tough. Though no attempt was made to take disciplinary measures against this coach, a number of other coaches have been disciplined or banned because they entered athletes in the wrong age division.

At least one member of this year's U.S. Junior team which competed against the U.S.S.R. was not eligible for the team because she was too old. But she was allowed to compete anyway. On the other hand another athlete was allowed to compete in the preliminaries but not the finals of her biggest meet of the year, because her birthday happened to occur on the second day of the two day meet.

These are only the most recent examples of a long series of injustices, violations and just plain cheating largely brought on by the needless confusion of the present AAU age group system of determining age group by date of birth...a system that can and should be changed.

More and more programs are incorporating the idea of a "cut-off" date for determining an athlete's age group. Eastern Girls Track League uses April 1, Valley Conference (Ca) uses March 1, Junior Olympic Track & Field uses May 1 (though most other JO sports use January 1 as do many CYO programs and Canadian age group programs). All programs which have a series of meets must have a "cut-off" unless the goal is endless confusion.

The simplest, easiest to administer and most universal is the January 1 "cut-off" date. In other words, an athlete's age group for the entire calendar year is determined by his or her birth year. STARTING LINE believes it long past time when all AAU and Junior Olympic track & field programs incorporate this commonly accepted international system.

If you believe the same, encourage your local representative to the AAU National Convention (October 13-19 in Washington, DC) to vote for the rule changes which have been submitted to take care of this thorny...but unnecessary...problem. Then we can move on to other things.

1974 NATIONAL AAU BOYS AGE-GROUP TRACK AND FIELD CHAMPIONSHIPS

PASADENA, CALIFORNIA
August 2, 3 and 4, 1974

COMMENTARIES BY MAX ZUCKER

PHOTOGRAPHY BY DON CHADEZ
AND BRUCE HERSHEY



Close to 600 young athletes from 24 states participated in the third Annual Boys Age Group Track & Field Championships.

Hosted by the Orange County Blue Angels T&F Club and sponsored by the Pasadena Centennial Committee, the meet attracted 75 of the best Boys teams in the nation.

Originally scheduled to take place in Lenoir, N.Carolina, the meet was subsequently transferred to California and awarded to the Orange County Blue Angels.

Meet Director FRED DAVIS and his dynamic wife LOUISE did a tremendous job of organization, considering the time element and the usual lack of assistance, especially in the area of officials.

In meets of such scope, there is bound to be some complaints and Mr. GARCIA, the meet coordinator has tried to answer some of the criticisms in an open letter to S.L. and which has been printed in the FORUM page (page 2) of this issue.

MEET DIRECTOR FRED DAVIS
ON THE GO...AND GO...

In any case, no one can deny that in terms of attendance and performance, the meet was an unqualified success.

The depth and quality of the performances were totally outstanding, with 44 meet records and 9 All-Time Best marks.

On the following three pages are the results and highlights from each division.

There will be additional photos of the meet in the next issue of S.L., as well as in the 1975 Annual Handbook (which will be released in early '75).

The editors of STARTING LINE Magazine would like to extend their thanks to Fred and Louise Davis and all the officials for their invaluable assistance to us in the coverage of the meet.

As of press time, next year's Nationals seems to have been awarded to Gresham, Oregon. For more information, write to: STEVE HANSEN, 2043 Rhododendron, Woodland, Washington 98674.

STARTING LINE will keep you informed of any further development. Until next year...

Boys 14-15 Division

Two double winners in last year's Nationals, DWAYNE EVANS (as a 14 year-old) and JIM FAVROW (in the 12-13 Div.) came right back and did it again.

DWAYNE, who now resides in So. Cal, took both sprint titles for the second year in a row. In the 100, he resisted the strong challenge of OSCAR SINGER and JAMES CHESTNUTS, top speedsters from the Columbus Community TC of Ohio (Singer went on to be the star in the long jump, recording 22-0 3/4), and in the 220, Evans just ran away from the field, with last year's 12-13 Nat. Champ TERRY SMITH (Colorado Springs) edging Philadelphia's AARON HARVEY by an inch.

14 year-old JIM FAVROW from Manhattan KS, probably the best young prospect to come along in the weight events, had no trouble adjusting to the higher division, collecting once more the Gold in the Shot and the Discus. In both events he was challenged by RANDY FUSCO, the 6-foot, 210-pound powerhouse from Niles, Ohio, particularly in the discus event.

WILLIAM CONTEE from Washington, D.C., emerged on top in a good 880 field, outlasting 14 year old Philadelphian BRYON McMILLAN. Runner-up in the long jump, MARK CLAYPOOL from Sugar Grove IL, went on to win the quarter in good time.

Topeka's JOHN HARDESTY had sweet revenge in the 180 Lows, after having been soundly beaten on the 39" Hurdles by JEFFREY JONES of Metairie, LA. Among other highlights:

MIKE MAYHEW (Athens, OH) and JAY BENDEWALD (Mead, WA) won the distance events with relative ease, and 14 year-old KEVIN BUTLER from Columbus OH, won another Race Walking title.

KELLY JOHNSON and JAMES EARNEST, both from El Monte, CA, displayed their fine talents in the high jump and pole vault, respectively, while Salina's CURTIS SELLS was the master in the triple jump, with 14 year-old PAUL BATES (Menlo Park, CA) not far behind.

The Columbus Community TC was totally unbeatable in the 440 Relay, recording a fantastic 42.8 (!) in the heats.

The Mallory Challengers, the Intercity Striders (both from Philadelphia, PA) and the Long Beach Lancers provided a fitting climax to this excellent meet, finishing .2 apart in the 880 Medley Relay, bringing the spectators to their feet.

100 yard Dash (wind o.k.)	220 yard Dash (wind o.k.)
Dwayne Evans, Long Bch Lancers 9.7	Dwayne Evans, Long Beach Lancers 22.3
Oscar Singer, Columbus Community 9.8	Terry Smith (14) Colo Spr (22.8h)22.9
James Chestnut, Columbus Com'ty 9.9	Aaron Harvey, Mallory Chall'gers 22.9
Terry Smith (14) Colo Springs 10.0	Mark Claypool, St Charles (23.1h)23.5
Robert Jones, Columbus Community 10.0	Bernard Long (14) Int Str (23.1h)23.9
Anthony Fields (14) Club East (10.5h)	Donald Younger (14) DC CYO (23.8h)
Bernard Long (14) Intercity St (10.6h)	Larry Colbert (14) Hornets (23.9h)
Greg Moore (14) Intercity Str (10.6h)	Anthony Fields (14) Cl East (23.9h)
	Doug Western (14) Hornets,Az (24.1h)
	Andre Davis (14) Intercity (24.2h)
	Greg Moore (14) Intercity (24.3h)

440 yard Dash	880 yard Run
Mark Claypool, St Charles TC, Il 50.3	William Contee, Club East 2:00.4
William Contee, Club East 50.9	Bryon McMillan (14) Mallory Ch 2:01.0
Craig Russell, Crespi TC, Ca 51.0	Michael Mayhew, Athens TC, Oh 2:02.8
Anthony Van, LB Lancers (52.0h)52.7	Derrick Lakeman, Lincoln HS,Or 2:03.7
Bob Bundy, Mead AC, Wa (52.7h)54.8	Bruce Conley (14) Mead AC 2:04.0
Mike Bailos, Vly Vikings (52.8h)	Anthony Desir, DC CYO 2:05.1
Mike Caldwell, E Vly Trojans (52.9h)	Markey Charles, W Bank TC, La 2:05.2
Donald Younger (14) DC CYO (53.5h)	Jerry Chun, Hunky Bunch, Haw 2:06.3
Clayton Taylor, H Hoover BC (53.7h)	Stan Hughes (14) Maturango Mi 2:10.8
Bennett Long (14) Intercity (54.4h)	

One mile Run	Two mile Run
Michael Mayhew, Athens TC 4:35.9	Jay Bendewald, Mead AC 10:07.6
Randy White (14) Wasco Wildk't 4:39.0	Dave Duncan, Valley Vikings 10:15.0
Mike Gifford (14) Hunt Bch BC 4:40.0	Burt Shirley (14) E Vly Troj 10:15.4
James Walker, Denver PAL 4:41.9	Jeff Rahn, Mead AC 10:21.0
Derrick Lakeman, Lincoln HS 4:42.4	Mark Byrne, Ca (10:08.8h)10:31.0
Anthony Desir, DC CYO 4:42.4	Greg Mandanis, RCS (10:32.8h)10:38.4
Gregg Edwards, E Vly Trojans 4:45.5	Mike Wells, Antelope V1 YMCA 10:50.2
Jay Bendewald, Mead AC 4:46.9	Scott Hunter, Ca 10:50.2
Stan Hughes (14) Maturango Mi 4:53.2	Rich Vasquez (14) Plst HI (10:51.8h)


One mile Walk	Long Jump (wind o.k.)
Kevin Butler (14) Scioto TC, Oh 8:13.1	Marc Singer, Columbus Com TC 22- 0 3/4
Daniel Martinez (14) RC Flyers 8:17.0	Mark Claypool, St Charles TC 21- 3 3/4
Tom Lucas, Redwood City Flyers 8:23.8	Bennett Long (14) Intercity St 20-11 1/2
Eric Zucker (14) Ca 8:30.0	Jim Nuzum, Hornet TC 20- 4 1/2
Leonard Burkhead, Sutter TC, Ca 8:32.9	Jeff Witham, Mound TC 19- 8 1/2
Tracy Teegarden, Blue Angels 8:39.5	

High Jump	Pole Vault
Kelly Johnson, Valley Vikings, Ca 6-6	James Earnest, Valley Vikings 13-0
Donald Reed, Colorado Springs P&R 6-4	Clark Millman, Hawthorne HS, Ca 12-6
Jeffrey Lawson, Placenta TC, Ca 6-2	Greg Hansen (14) Woodland TC, Wa 11-6
Jim Bjornasson, San Juan Striders 6-2	Mark Wilson, Austintown TC, Oh 11-0
Jeff Witham, Mound TC, Oh 5-8	Robert Duplantis(14) W Bank TC 10-6


Triple Jump (wind o.k.)	Shot Put (12 pound)
Curtis Sells, Salinas Vly TC, Ca 42-5 1/2	Jim Favrow (14) KSU-Manhattan 52-10 1/2
Paul Bates (14) H Hoover BC 41-4 1/2	Randy Fusco, Austintown Com TC 48- 1 1/2
Clayton Taylor, H Hoover BC 40-0 1/2	Mitch Church, Valley Vikings 48- 0 1/2
Donald Reed, Colo Springs P&R 39-9	Dan Weisman, Redwood C Strider 46- 0
Michael Murphy, Hub City TC, Ca 39-6 1/2	Derek Brandon, W Vernon Jets 42- 4 1/2

Discus Throw (1.6 kilogram)	4 x 110 Relay
Jim Favrow (14) KSU-Manhattan 140-0	Col C (42.8h)43.3 Mallory(45.2h)45.5
Randy Fusco, Austintown Com TC 137-5	Hornets 44.2 LBL (45.7h)45.8
Kit Redman, So Eugene HS, Or 125-1	Intercity 44.4 W Bank (46.8h)
Alan Springer, Jeffco TC, Co 124-7	
Chris Friday (14) Woodland TC 121-3	

880 medley Relay
Mallory 1:37.0 W Bank TC 1:42.5
Intercity 1:37.1 HH (1:43.9h)1:47.6
LBL 1:37.2



A) JOHN HARDESTY with a big lead in the 180 Lows; **B**) KYLE HALL - best 9 yr-old high jumper; **C**) 440/880 Champ ERNEST MCCOMB, leading CLEOTIS LEWIS; **D**) Double distance winner JOHN LATTING, w/ RODNEY WILLIAMS in hot pursuit; **E**) Top sprinting star DWAYNE EVANS.



BOYS 12-13 Division

The East sent the best they had but couldn't stop California's top sprinter, MORRIS COLE from Pomona, from taking both sprint titles. Morris was particularly devastating in the 220, breaking the tape way ahead of Philadelphia's Best GREG SMITH. Greg was also the runner-up in the 100 and took a 3rd in the long jump. One should note the 4th place standing in the sprints (and 2nd spot in the shot) of 12 year-old ANTHONY GIBSON (San Fernando, CA). This young man is loaded with talent and will be a definite threat in this division next year.

DAVID SAMAS, from Sacramento, CA, had an easy win in the long jump at 18-6 3/4, and was a strong runner-up in the 440 behind the very gifted DAVID SAUNDERS (Washington, D.C. CYO).

Tall and lanky NATHANIEL CHRISTIAN from Denver, made it two years in a row in the 880. This race was truly national in scope and in class - the first 6 places were filled by athletes from six different states, and 2:07.8 was only good enough for third spot!

Iowa's MICHAEL DIMENT had his reputation of a sub-4:40 miler to protect. He didn't disappoint, whipping an excellent field of top milers from many states. The ASSUMMA twins, CHUCK and FRANK decided to concentrate on the 2-mile, finishing 1-2, as expected, 150 yards in front of the fine distance ace from Sewickley PA, TOM RHODES.

MICHAEL PENN of Philadelphia, combined speed and technique to completely rout the opposition in the 70 yd Lows, tying the meet record of 9.1 in the process.

RANDY LESEBERG from Dubois Wyoming, attempted an unusual double, the pole vault and the discus...and won both.

JOHN KEIZUR or Eugene OR, topped the bar at 5-6, gaining a close win over an evenly matched group of high jumpers.

SCOTT SCHWAB (Manhattan, KS) performed well enough in the triple jump for a solid victory, well earned after a good season. Hubbard's (OH) WALLY ANGELO didn't have much problems taking the shot put title.

The Morris Estate TC of Pennsylvania had too much talent in the relays and no team could even get near them.

100 yard Dash (wind o.k.)	220 yard Dash (wind o.k.)
Morris Cole, Valley Vikings, Ca 10.3	Morris Cole, Valley Vikings 23.1
Greg Smith, Morris Estate TC, Pa 10.4	Greg Smith, Morris Estate TC 23.7
Bryant Irving, Morris Estate TC 10.7	David Saunders, DC CYO 23.8
Anthony Gibson (12) Ca 10.8	Anthony Gibson (12) Ca 24.1
Joe Williams, Albuquerque PAL 10.9	Michael Penn, Morris Est (24.6h) 25.1
Ronnell Pollard (12) Colo Spr(11.5h)	David Samas, S Juan Striders (25.0h)
	Yonokise Dewberry, Wil'boro (25.1h)

440 yard Dash	880 yard Run
David Saunders, DC CYO 53.6	Nathaniel Christian, DenverPAL 2:07.0
David Samas, San Juan Str (53.8h) 54.1	Scott Dahm, Kettering Striders 2:07.6
Nathaniel Christian, DPAL (54.8h) 54.9	Brian Pharr, Morris Estate TC 2:07.8
Darryl Bryant, Morris Estate 55.0	Michael Smertneck, FL (2:09.8h) 2:11.7
Scott Dahm, Kettering Str (55.2h) 55.9	Phillip Shirley, E Vly Trojans 2:11.7
Randy Brown, Morris Estate (58.0h)	Lyndon Johnson, Detroit Strid 2:11.9
Lyndon Johnson, Detroit Str (58.1h)	Nathan Olivas, Salinas Vly (2:13.8h)
	Mike Bergmann, Portland TC (2:15.2h)
	Brant Foster, Fla (2:15.4h)
	Donald Gifford, Cupertino (2:15.8h)

One mile Run	One mile Walk
Michael Diment, Hawkeye Str, Ia 4:49.6	Greg Bentley (12) Sierra RW,Nv 8:51.2
Nathan Olivas, Salinas Vly TC 4:52.5	Charles Barry, Sutter TC, Ca 8:51.3
Mike Bergmann, Portland TC 4:52.6	Stephen Wagner, Redwood C Fly 9:01.2
Philip Shirley, E Vly Trojans 4:52.7	David Haskell, Scioto TC, Oh 9:04.0
Brant Foster, Fla 4:54.2	Pat Quinlan, Rialto RR 9:04.3
Lynn Couch (12) S Ore Sizzlers 5:05.3	Mike Slates, Maturango Milers 9:06.0
Tom Rhodes, Mt Lebanon TC, Pa 5:08.9	
Nathan Olivas, Salinas Vly (4:58.5h)	
Brian Pharr, Morris Estate (4:59.9h)	
Lyndon Johnson, Detroit St (5:01.3h)	

880 yard Run	High Jump
Nathaniel Christian, DenverPAL 2:07.0	John Keizur, Oregon TC 5-6
Scott Dahm, Kettering Striders 2:07.6	Douglas Jones (12) Denver PAL 5-5
Brian Pharr, Morris Estate TC 2:07.8	Daniel Rohrs, Scioto TC 5-5
Michael Smertneck, FL (2:09.8h) 2:11.7	Ronnell Pollard (12) Colo Springs 5-5
Phillip Shirley, E Vly Trojans 2:11.7	Jim Shipp, Austintown Comm TC, Oh 5-4
Lyndon Johnson, Detroit Strid 2:11.9	
Nathan Olivas, Salinas Vly (2:13.8h)	
Mike Bergmann, Portland TC (2:15.2h)	
Brant Foster, Fla (2:15.4h)	
Donald Gifford, Cupertino (2:15.8h)	

One mile Run	Pole Vault
Michael Diment, Hawkeye Str, Ia 4:49.6	Randy Leseberg, Dubois TC, Wyo 10-0
Nathan Olivas, Salinas Vly TC 4:52.5	Eric Sheffield, Oakesdale JHS, Wa 8-6
Mike Bergmann, Portland TC 4:52.6	Dean Naquin, West Bank TC, La 8-0
Philip Shirley, E Vly Trojans 4:52.7	
Brant Foster, Fla 4:54.2	
Lynn Couch (12) S Ore Sizzlers 5:05.3	
Tom Rhodes, Mt Lebanon TC, Pa 5:08.9	
Nathan Olivas, Salinas Vly (4:58.5h)	
Brian Pharr, Morris Estate (4:59.9h)	
Lyndon Johnson, Detroit St (5:01.3h)	

Two mile Run	Long Jump (wind o.k.)
Chuck Assumma, Rialto RR, Ca 10:15.0	David Samas, San Juan Striders 18-6 1/2
Frank Assumma, Rialto RR 10:15.2	Tracy Brown, Intercity Striders 17-9 1/4
Tom Rhodes, Mt Lebanon TC 10:39.8	Greg Smith, Morris Estate TC 17-9
Dennis Banks, Hub City TC, Ca 10:41.8	Carlton Lewis, Willingboro TC, NJ 17-6 1/2
Valens Hernandez, Blue Angels 10:58.0	Bruce Daigle (12) West Bank TC 17-1 1/4
Kevin Reynolds, Pleasant Hill 11:07.0	
Ray Eddy (12) S Juan Striders 11:17.0	
David Avila, Cupertino Yr (11:11.8h)	
Bob Kadie, San Juan Strid (11:15.6h)	
Brian Pharr, Morris Est (11:18.8h)	
Hingson Chun, Hunky Bunch (11:19.2h)	

70 yard Low Hurdles/30" (wind o.k.)	Shot Put (8 pound)
Michael Penn, Morris Estate TC 9.1	Wally Angelo, Hubbard TC, Oh 47-5
Jim Shipp, Austintown Community 9.7	Anthony Gibson (12) Ca 45-4 1/4
Thomas Martin, Long Bch Lancers 9.8	Donald Fugett, Denver PAL, Co 41-7 1/2
Alfredo Manenaez, W Bank (9.9h) 10.0	Sean Kellghan, St Charles TC, IL 39-8 1/4
Jon McVey, Jeffco TC, Co (10.1h) 10.4	Craig Ruhkamp, Mound TC 38-1 1/2
Rickey Dent, LB Lancers, Ca (10.3h)	
Doug Hortman, Mound TC, Oh (10.3h)	
Paul Griffin (12) Napa TC, Ca (10.7h)	
Joseph Croxdale (12) Napa TC (10.7h)	
Robbie Rampsch (12) Blue Ang (10.8h)	

880 medley Relay	Discus Throw (1.0 kilogram)
Morris Es 1:45.8	Randy Leseberg, Dubois TC 111-6
Willing'o 1:49.6	Bob Sheffer, Graham Falcons, Oh 108-8
Cupertino 1:50.5	Doug Hortman, Mound TC 105-6
	Craig Ruhkamp, Mound TC 101-9
	Wally Angelo, Hubbard TC 98-1

4 x 110 yard Relay	880 medley Relay
Morris Est 47.7	Graham Falc 1:50.5
Willingboro 50.8	H Hoover 1:53.2
Poison Spider TC, Wyo 54.3	

Boys 10-II Division

The unfortunate disqualification of LESTER LYLES in the 880 stopped what promised to be one of the best half-mile race ever run in this age group. The Washington CYO distance ace missed the finals for allegedly interfering with Willingboro's ERNEST MCCOMB in the straight of their heat (Ernest was timed in 2:18.1). McComb went on to win the final in great style, strongly challenged, however, by CLEOTIS LEWIS of Denver, CO. Ernest proved that he deserved everything that came to him, by also taking the 440 with a beautiful sub-60 second performance.

Last year's 440 Champ LEROY HARRIS of Denver, duplicated his time but it was only good for runner-up spot; he came back later, however, to take a very decisive victory in the 220.

LESTER LYLES, meanwhile, didn't let his disappointment take the best of him, and demonstrated his immense talents by winning the mile run, pushed all the way by the persistent and hard working STEVE BURKE from Salinas, who has been a consistent top distance runner for quite a few years.

DARRELL GRISSUM of Phoenix AZ, took home both sprints titles in very close decisions over excellent field of runners.

The photographers were told to look out for Jeffco's JIM BANICH (age 10) in the Shot. But we should have known better, as the shot put sensation of the year, WARREN SAPP just overpowered everyone with an all-time Best performance of 43-2 1/2. We can't say that we hadn't been warned.

RUSSELL BIRD from Calabasas CA and JEFFREY FROMMER of Lakewood CO topped the bar at 5-0 in the high jump, a performance that has been exceeded only once before. A 10 year-old from La Puente, CA, JAMES WILLIAMS, took a solid 1st place in the long jump over the very stylish CLAUDE RODRIGUEZ of Avondale, LA.

10 year-old DOUG DUNBAR of Huntington Beach CA, didn't let the record breaking performance of CHARLES MATTSON (Lakewood) in the heat of the 660 (1:45.2) affect him, holding him off in the finals in a most exciting finish.

<u>50 yard Dash (wind o.k.)</u>		Hedi Dewberry (10) Willingboro TC 6.8
Darrell Grissum, Hornet TC, Az	6.4	Claude Rodriguez, W Bank TC (6.7h)
Kenneth Brock, Hornet TC	6.5	Larry Colter, Hornet TC (6.7h)
Peter Fisher (10) Lng Bch Lancers	6.6	Gary Sumpter, Hornet TC (6.7h)
Demitrius Edwards, Sun Vly Falcon	6.7	Robert Burton, Poison Spiders (6.8h)
Eric Coleman (10) Valley Vikings	6.8	Mike Sherrard, H Hoover BC, Ca (6.8h)

Boys 9-Under Division

Lancer's DENNIS PRICE was the class in the field of the 220, outlegging all pursuers by over a second. His 28.5 is by far the best ever (he owns a 28.0 recorded during the regular season). It took a record setting run in the 100 by KENNY BROWN, from Philadelphia, to stop Dennis from a double sprint win.

The best race in this group was the quarter-mile, in which no less than three youngsters beat the old standard of 66.2. Willingboro's JEFFREY BRADFORD shocked everyone (maybe not his coach) with an incredible 64.8! Jeff also did well in the 100, and gave TROY WOLF, of Arvada, the eventual winner in the long jump, some very anxious moments.

Pleasant Hill's pride, JOHN LATTING and STEVE LUX were not so pleasant to the opposition, as they hoarded away 3 Gold and 2 Bronze medals. John took both distance runs, although highly pressed in both events by fiercely competitive RODNEY WILLIAMS from Detroit, especially in the beautiful 880 race. Steve was a strong contender in the 220 and 440, finishing 3rd in both, and walked away with the 660 in a meet record time.

KYLE HALL (Calabasas, CA) continues his ascension in the high jump, recording 4-7 in his easy win, 2nd best mark all-time. Most observers agree that Kyle's coordination and technique is just superb for a boy his age.

The mile walk was a most exciting race between RICHARD VASQUEZ (Salinas, CA) and Reno's STEVE BENTLEY (youngest member of an outstanding Race Walking family), ending in a virtual tie. The spectators loved that one.

The Long Beach Lancers were just too much for anyone in both relays.

<u>50 yard Dash (wind o.k.)</u>		<u>100 yard Dash (wind o.k.)</u>	
Kirk Jones, Long Bch Lancers, Ca	6.8	Kenny Brown, Morris Estate, Pa	12.2
Vincent Collins, Denver PAL, Co	6.9	Dennis Price, Long Beach Lancers	12.3
Patrick O'Sullivan, Blue Angels	7.1	Jeffery Bradford, Willingboro TC	12.7
Louis Cerda, Huntington Bch BC, Ca	7.2	Brice Vaughn, Vly Vikings (13.0h)	13.2
Gary Jackson, Sun Vly Falcons, Ca	7.2	Patrick O'Sullivan, Blue Angels	13.3
Anthony Hodges, Hunt'ton Bch (7.1h)		Louis Cerda, Hunt'ton Bch BC (13.4h)	

<u>100 yard Dash (wind o.k.)</u>		<u>One mile Run</u>	
Darrell Grissum, Hornet TC	11.7	Lester Lyles, DC CYO	5:08.5
Bryan White, Denver PAL, Co	11.8	Steve Burke, Salinas Vly TC, Ca	5:09.2
Rick Nanas, E Valley Trojans, Ca	11.9	David Wood, Alameda TC, Ca	5:14.8
Vincent Miller (10) D PAL (12.1h)	12.2	Ray Cook, Rialto Road Runners	5:19.0
Tim Simmons, Mound TC, Oh (12.0h)	13.1	Mike Assumma (10) Rialto RR	5:22.2
Ken Brock, Hornet TC (12.3h)		David Trusel (10) Ca	5:26.0
Randall Morris, LB Lancers (12.4h)		Charles Jackson (10) DC CYO	5:38.6
<u>220 yard Dash (wind o.k.)</u>		Jim Kelley, L Virgenes (5:29.4h)	5:46.0
Leroy Harris, Denver Police AL	27.3	Craig Hall (10) Sp In (5:26.3h)	5:54.0
Ken Brock, Hornet TC	27.6	Daven Chun (10) Hunky Bunch (5:24.8h)	
Rick Nanas, E Vly Trojans (27.5h)	27.7	<u>One mile Walk</u>	
Randall Morris, LB Lancer (27.5h)	27.8	Nicholas Sakelarios, RC Flyers	8:50.9
Vincent Miller (10) D PAL (27.8h)	28.2	Travis Veon, Maturango Milers	9:03.0
Aaron Burns (10) Vly Vikings (28.2h)		Angelo Sakelarios (10) RCF, Ca	9:04.1
Herbert Lacassagne (10) La (28.9h)		Mike Assumma (10) Rialto RR	9:30.5
Bret Manuel, West Bank TC (28.9h)		Luis Arocha (10) West Bank TC	10:00.5
<u>440 yard Dash</u>		Ronald Aviles (10) RC Flyers	10:25.0
Ernest McComb, Willingboro TC, NJ	59.8	Britt Brewer (10) Salinas Vly	10:38.2
Leroy Harris, Denver Police AL	60.3	<u>High Jump</u>	
Scott Carreathers, Albuq'que PAL	60.4	Russell Bird, Ca	5-0
Roderick Emery (10) Blue Angels	61.8	Jeffrey Frommer, Jeffco TC, Co	5-0
Victor Townsend, LB Lancer (64.1h)	70.5	Ted Campbell, Woodland TC	4-10
Cleotis Lewis, Denver PAL (64.8h)		Daryle Cuquet, West Bank TC	4-10
David Neidorf, E Vly Trojans (64.8h)		Robert Rayhill, Colo Springs R&R	4-8
Ted Campbell, Woodland TC, Wa (65.0h)		Curt Cook (10) Red Devils TC, Ca	4-6
Andrew Flood (10) DC CYO (65.2h)		<u>Long Jump (wind o.k.)</u>	

<u>660 yard Run</u>		<u>Shot Put (6 pound)</u>	
Doug Dunbar (10) Blue Angels	1:47.3	Warren Sapp, W Vernon Jets, Ca	43- 2 1/2
Charles Mattson, Jfco (1:45.2h)	1:47.4	Jim Banich (10) Jeffco TC	40- 10
Brett Meehan (10) Las Virgenes	1:47.7	Jim Roberts, Glendale TC, Ca	38- 3
Daven Chun (10) Hunky Bunch, Hw	1:48.6	David Cowell, Palo Alto TC, Ca	32-11 1/2
Tim Pitchford, Santa Monica TC	1:49.0	Scott Bolton, Blue Angels, Ca	32- 0 1/2
Donald Aviles (10) RC Flyers	1:50.4	<u>4 x 110 yard Relay</u>	
David Oliver (10) RC Flyers, Ca	1:50.7	Hornet TC	52.9
Nicholas Sakelarios, RC Flyers	1:50.9	LBL (53.2h)	54.4
<u>880 yard Run</u>		D PAL (52.6h)	53.2
Ernest McComb, Wil'bo (2:18.1h)	2:18.6	Hoover (51.1h)	57.9
Cleotis Lewis, Denver PAL	2:20.7	<u>West Bank TC 54.2</u>	
Craig Hall (10) Sports Inter'l	2:25.1	<u>880 yard Medley Relay</u>	
David Neidorf, E Vly Trojans	2:25.2	Denver Police AL	(1:57.1h) 1:58.7
Ted Campbell, Woodland (2:25.6h)	2:25.9	Blue Ang	1:59.3
Desmond Bunting, RCF (2:25.6h)	2:27.9	Eastshore	2:04.7
Raymond Cook, Rialto RR, Ca	2:28.2	Alb PAL	2:02.7
Jim Kelley, Las Virgenes TC, Ca	2:28.4	Hoov	(2:05.7h) 2:06.9
Shawn Johnson, Eastshore TC, Ca	2:30.1	<u>50 yard Dash (wind o.k.)</u>	
Charles Jackson (10) DC CYO	2:30.8	Darrell Grissum, Hornet TC, Az	6.4
David Trousel (10) Ca	2:31.0	Kenneth Brock, Hornet TC	6.5
Mike Assumma (10) Rialto RR	2:31.5	Peter Fisher (10) Lng Bch Lancers	6.6
<u>220 yard Dash (wind o.k.)</u>		Demitrius Edwards, Sun Vly Falcon	6.7
Dennis Price, Long Beach Lancers	28.5	Eric Coleman (10) Valley Vikings	6.8
Douglas Shields, Dvr PAL (29.3h)	29.7	<u>50 yard Dash (wind o.k.)</u>	
Steve Lux, Pleasant Hill TC, Ca	30.1	Kirk Jones, Long Bch Lancers, Ca	6.8
Brice Vaughn, Vly Vikings (29.4h)	30.2	Vincent Collins, Denver PAL, Co	6.9
Hank Ford, Morris Estate (30.6h)	31.9	Patrick O'Sullivan, Blue Angels	7.1
Mike Green, Redwood C Flyers (31.4h)		Louis Cerda, Huntington Bch BC, Ca	7.2
Anthony Tucker, W Vernon Jet (31.4h)		Gary Jackson, Sun Vly Falcons, Ca	7.2
<u>440 yard Dash</u>		Anthony Hodges, Hunt'ton Bch (7.1h)	
Jeffrey Bradford, Willingboro TC	64.8	<u>100 yard Dash (wind o.k.)</u>	
Tyrone Townsend, L Bch Lancers	65.8	Kenny Brown, Morris Estate, Pa	12.2
Steve Lux, Pleasant Hill TC	66.0	Dennis Price, Long Beach Lancers	12.3
Douglas Shields, Denver PAL	66.5	Jeffery Bradford, Willingboro TC	12.7
Mark Ownbey, Cupertino Yearlings	68.3	Brice Vaughn, Vly Vikings (13.0h)	13.2
Riley Moore (8) Eastshore TC (69.4h)		Patrick O'Sullivan, Blue Angels	13.3
Darryl Boykin, Denver PAL (69.6h)		Louis Cerda, Hunt'ton Bch BC (13.4h)	
Rodney Williams, Detroit Str (70.0h)		<u>50 yard Dash (wind o.k.)</u>	
Mike Green, Redwood C Flyers (70.4h)		Kirk Jones, Long Bch Lancers, Ca	6.8
Rueben Germany, Denver PAL (72.8h)		Vincent Collins, Denver PAL, Co	6.9
<u>660 yard Run</u>		Patrick O'Sullivan, Blue Angels	7.1
Steve Lux, Pl'snt Hl (1:48.0h)	1:50.2	Louis Cerda, Huntington Bch BC, Ca	7.2
Tyrone Townsend, LBL (1:52.5h)	1:53.4	Gary Jackson, Sun Vly Falcons, Ca	7.2
Robert Cambron, RC Flyers	1:58.1	Anthony Hodges, Hunt'ton Bch (7.1h)	
Richard Wong, S Juan Striders	2:00.2	<u>100 yard Dash (wind o.k.)</u>	
Pat West (8) Ca	2:05.7	Kenny Brown, Morris Estate, Pa	12.2
Michael Carpenter (8) SaLV (2:05.5h)		Dennis Price, Long Beach Lancers	12.3
<u>880 yard Run</u>		Jeffery Bradford, Willingboro TC	12.7
John Latting, Pleasant Hill TC	2:31.0	Brice Vaughn, Vly Vikings (13.0h)	13.2
Rodney Williams, Detroit Str	2:32.0	Patrick O'Sullivan, Blue Angels	13.3
Darryl Boykin, Denver PAL	2:37.0	Louis Cerda, Hunt'ton Bch BC (13.4h)	
Ricky Romero, Albuquerque PAL	2:38.5	<u>50 yard Dash (wind o.k.)</u>	
Scott Price, Poison Spiders	2:38.6	Kirk Jones, Long Bch Lancers, Ca	6.8
Carl Rivers, Morris Estate (2:35.7h)		Vincent Collins, Denver PAL, Co	6.9
Reuben Germany, Denver PAL (2:44.8h)		Patrick O'Sullivan, Blue Angels	7.1
Richard Wong, SJ Striders (2:48.0h)		Louis Cerda, Huntington Bch BC, Ca	7.2
Robert Cambron, RC Flyers (2:48.9h)		Gary Jackson, Sun Vly Falcons, Ca	7.2
Michael Cavanaugh, Virg'ns (2:52.6h)		Anthony Hodges, Hunt'ton Bch (7.1h)	
Eddie Vrab, Blue Angels (2:52.8h)		<u>100 yard Dash (wind o.k.)</u>	
Kevin Patterson, Hunt Bch (2:53.0h)		Kenny Brown, Morris Estate, Pa	12.2
Richard Vasquez, Salinas V (2:53.1h)		Dennis Price, Long Beach Lancers	12.3
<u>One mile Run</u>		Jeffery Bradford, Willingboro TC	12.7
John Latting, Pleasant Hill TC	5:34.8	Brice Vaughn, Vly Vikings (13.0h)	13.2
Rodney Williams, Detroit Str	5:39.4	Patrick O'Sullivan, Blue Angels	13.3
Ricky Romero, Albuquerque PAL	5:39.5	Louis Cerda, Huntington Bch BC (13.4h)	
Carl Wood (8) Alameda TC, Ca	5:51.0	<u>50 yard Dash (wind o.k.)</u>	
Gannon Myall (8) Snta Cruz-ers	5:51.8	Kirk Jones, Long Bch Lancers, Ca	6.8
Ralph Salcido, Blue Angels, Ca	5:54.5	Vincent Collins, Denver PAL, Co	6.9
Eddie Vrab, Bl Angels (6:14.5h)	6:19.5	Patrick O'Sullivan, Blue Angels	7.1
Carl Rivers, Morris Estate (5:51.7h)		Louis Cerda, Huntington Bch BC, Ca	7.2
Michael Cavanaugh, Virg'ns (6:13.8h)		Gary Jackson, Sun Vly Falcons, Ca	7.2
<u>One mile Walk</u>		Anthony Hodges, Hunt'ton Bch (7.1h)	
Richard Vasquez, Salinas Vly	9:47.5	<u>100 yard Dash (wind o.k.)</u>	
Steve Bentley, Sierra RW, Nev	9:47.6	Kenny Brown, Morris Estate, Pa	12.2
Steve Rugg, Maturango Milers	9:58.0	Dennis Price, Long Beach Lancers	12.3
Eric Jonke, Annandale, Ca	10:12.9	Jeffery Bradford, Willingboro TC	12.7
Chris Ingalls, West Bank TC	11:35.0	Brice Vaughn, Vly Vikings (13.0h)	13.2
<u>High Jump</u>		Patrick O'Sullivan, Blue Angels	13.3
Kyle Hall, Ca	4-7	Louis Cerda, Huntington Bch BC (13.4h)	
Michael Bird, Ca	4-3	<u>50 yard Dash (wind o.k.)</u>	
Mike Green, Redwood City Flyers	4-1	Kirk Jones, Long Bch Lancers, Ca	6.8
Clifton Scott (8) Valley Vikings	3-7	Vincent Collins, Denver PAL, Co	6.9
Michael Osse (8) Jeffco TC, Co	2-8	Patrick O'Sullivan, Blue Angels	7.1
<u>Long Jump (wind o.k.)</u>		Louis Cerda, Huntington Bch BC, Ca	7.2
Troy Wolf, Jeffco TC	13-10 1/2	Gary Jackson, Sun Vly Falcons, Ca	7.2
Jeffery Bradford, Willingboro	13-10 1/2	Anthony Hodges, Hunt'ton Bch (7.1h)	
Patrick O'Sullivan, Bl Angels	13- 3 1/2	<u>100 yard Dash (wind o.k.)</u>	
Louis Cerda, Huntington Bch BC	12-11	Kenny Brown, Morris Estate, Pa	12.2
Ricky Torres, West Bank TC, La	11- 9 1/2	Dennis Price, Long Beach Lancers	12.3
<u>Baseball Throw</u>		Jeffery Bradford, Willingboro TC	12.7
Eddie Vrab, Blue Angels	136-10	Brice Vaughn, Vly Vikings (13.0h)	13.2
Ralph Salcido, Blue Angels	121- 6	Patrick O'Sullivan, Blue Angels	13.3
Chris Dunbar, Blue Angels	119- 9	Louis Cerda, Huntington Bch BC (13.4h)	
Kenneth Jones, H Hoover BC, Ca	118- 5	<u>50 yard Dash (wind o.k.)</u>	
Anthony Hodges, H Hoover BC	113- 0	Kirk Jones, Long Bch Lancers, Ca	6.8
John Fycior, Blue Angels	111-11	Vincent Collins, Denver PAL, Co	6.9
<u>4 x 110 yard Relay</u>		Patrick O'Sullivan, Blue Angels	7.1
LB Lancers	55.1	Louis Cerda, Huntington Bch BC, Ca	7.2
Morris Est	57.3	Gary Jackson, Sun Vly Falcons, Ca	7.2
		Anthony Hodges, Hunt'ton Bch (7.1h)	
		<u>100 yard Dash (wind o.k.)</u>	
		Kenny Brown, Morris Estate, Pa	12.2
		Dennis Price, Long Beach Lancers	12.3
		Jeffery Bradford, Willingboro TC	12.7
		Brice Vaughn, Vly Vikings (13.0h)	13.2
		Patrick O'Sullivan, Blue Angels	13.3
		Louis Cerda, Hunt'ton Bch BC (13.4h)	
		<u>50 yard Dash (wind o.k.)</u>	
		Kirk Jones, Long Bch Lancers, Ca	6.8
		Vincent Collins, Denver PAL, Co	6.9
		Patrick O'Sullivan, Blue Angels	7.1
		Louis Cerda, Huntington Bch BC, Ca	7.2
		Gary Jackson, Sun Vly Falcons, Ca	7.2
		Anthony Hodges, Hunt'ton Bch (7.1h)	
		<u>100 yard Dash (wind o.k.)</u>	
		Kenny Brown, Morris Estate, Pa	12.2
		Dennis Price, Long Beach Lancers	12.3
		Jeffery Bradford, Willingboro TC	12.7
		Brice Vaughn, Vly Vikings (13.0h)	13.2
		Patrick O'Sullivan, Blue Angels	13.3
		Louis Cerda, Hunt'ton Bch BC (13.4h)	

<u>880 yard Run</u>		<u>Shot Put (6 pound)</u>	
Ernest McComb, Wil'bo (2:18.1h)	2:18.6	Warren Sapp, W Vernon Jets, Ca	43- 2 1/2
Cleotis Lewis, Denver PAL	2:20.7	Jim Banich (10) Jeffco TC	40- 10
Craig Hall (10) Sports Inter'l	2:25.1	Jim Roberts, Glendale TC, Ca	38- 3
David Neidorf, E Vly Trojans	2:25.2	David Cowell, Palo Alto TC, Ca	32-11 1/2
Ted Campbell, Woodland (2:25.6h)	2:25.9	Scott Bolton, Blue Angels, Ca	32- 0 1/2
Desmond Bunting, RCF (2:25.6h)	2:27.9	<u>4 x 110 yard Relay</u>	
Raymond Cook, Rialto RR, Ca	2:28.2	Hornet TC	52.9
Jim Kelley, Las Virgenes TC, Ca	2:28.4	LBL (53.2h)	54.4
Shawn Johnson, Eastshore TC, Ca	2:30.1	D PAL (52.6h)	53.2
Charles Jackson (10) DC CYO	2:30.8	Hoover (51.1h)	57.9
David Trousel (10) Ca	2:31.0	<u>West Bank TC 54.2</u>	
Mike Assumma (10) Rialto RR	2:31.5	<u>880 yard Medley Relay</u>	
<u>220 yard Dash (wind o.k.)</u>		Denver Police AL	(1:57.1h) 1:58.7
Dennis Price, Long Beach Lancers	28.5	Blue Ang	1:59.3
Douglas Shields, Dvr PAL (29.3h)	29.7	Eastshore	2:04.7
Steve Lux, Pleasant Hill TC, Ca	30.1	Alb PAL	2:02.7
Brice Vaughn, Vly Vikings (29.4h)	30.2	Hoov	(2:05.7h) 2:06.9
Hank Ford, Morris Estate (30.6h)	31.9	<u>50 yard Dash (wind o.k.)</u>	
Mike Green, Redwood C Flyers (31.4h)		Darrell Grissum, Hornet TC, Az	6.4
Anthony Tucker, W Vernon Jet (31.4h)		Kenneth Brock, Hornet TC	6.5
<u>440 yard Dash</u>		Peter Fisher (10) Lng Bch Lancers	6.6
Jeffrey Bradford, Willingboro TC	64.8	Demitrius Edwards, Sun Vly Falcon	6.7
Tyrone Townsend, L Bch Lancers	65.8	Eric Coleman (10) Valley Vikings	6.8
Steve Lux, Pleasant Hill TC	66.0	<u>50 yard Dash (wind o.k.)</u>	
Douglas Shields, Denver PAL	66.5	Kirk Jones, Long Bch Lancers, Ca	6.8
Mark Ownbey, Cupertino Yearlings	68.3	Vincent Collins, Denver PAL, Co	6.9
Riley Moore (8) Eastshore TC (69.4h)		Patrick O'Sullivan, Blue Angels	7.1
Darryl Boykin, Denver PAL (69.6h)		Louis Cerda, Huntington Bch BC, Ca	7.2
Rodney Williams, Detroit Str (70.0h)		Gary Jackson, Sun Vly Falcons, Ca	7.2
Mike Green, Redwood C Flyers (70.4h)		Anthony Hodges, Hunt'ton Bch (7.1h)	
Rueben Germany, Denver PAL (72.8h)		<u>100 yard Dash (wind o.k.)</u>	
<u>660 yard Run</u>		Kenny Brown, Morris Estate, Pa	12.2
Steve Lux, Pl'snt Hl (1:48.0h)	1:50.2	Dennis Price, Long Beach Lancers	12.3
Tyrone Townsend, LBL (1:52.5h)			

United States Youth Games

BALTIMORE, Md - Aug 18 - from Sam McIlwain

Led by LAROYA HUFF and WILLIAM CONTEE, Washington (DC) athletes made the biggest headlines in the track & field portion in this eighth annual games. Miss Huff was edged in a super swift girls 12-13 "hundred" but ran away in the 220 for the fastest time ever recorded by a 13 year-old in the half-lap race. Bill was only two-tenths of a second from dipping under 50 seconds in the boys 14-15 440.

All fields were much deeper in quality than usual in this meet. Each of the eleven cities competing scored some notable successes. Detroit actually had the most individual wins (7, with six compiled in the girls events). They were followed by surprising Newark, New Jersey with six victories, Washington (5), St. Louis and Ft. Worth (4 each), New York City (3), Baltimore (2), and Birmingham (1). Richmond, Virginia, Paterson, N.J., and Boston also had scorers.

There was some terrific long jumping by BARRY DAVIS of St. Louis and double victory by Detroit's SHEILA TAYLOR.

/Site - Morgan State College/.



12-13 / 100yd Dash medalists - (L. to R.) Defending champ PATSY JAMES -3rd (Oceanhill Cheetahs, NY), little known and surprise winner TARA MASTIN (St. Louis Blues) and national AAU champ LAROYA HUFF -2nd (Travelers TC, WA), who took the 220 with a 24.0 clocking. /Photo - HUGO PRUTER/

Boys 9-11

75 yard Dash

K. Jenkins, Newark	9.2
R. Selby, Baltimore	9.2
D. Henderson, Wash	9.3
C. Brinkley, Det	9.3
C. Bell, St Louis	9.4
J. Butler, Wash'ton	9.4

100 yard Dash

B. Martin, Nw York	11.8
D. Dunson, Richm'd	12.0
D. Estes, Richmond	12.0
T. Scott, Wash'ton	12.1
R. Selby, Balt're	12.1
C. Brinkley, Det	12.5

Long Jump

Jay Diamond, Bal	15- 8
Jack Johnson, D	15- 7½
Derek Smith, NY	15- 1
Julian Butler, W	15- 1
Steve Williams, N	14-10¾
C. DeBardlebon, Bir	14-8
B. Shropshire, FW	14- 2½

4 x 110 yard Relay

Wash	52.3	Rich	55.5
Nwk'k	52.4	Ft W	55.7
N Y	53.3	Pat'n	56.1

Boys 12-13

100 yard Dash

W. Meeks, Ft Worth	10.4
D. Pritchard, Det	10.5
J. James, Balt're	10.6
D. Saunders, Wash	10.7
S. Hardge, Detroit	10.8
J. Beard, New York	10.8

220 yard Dash

D. Pritchard, Det	23.4
D. Saunders, Wash	23.4
T. James, Balt're	24.0
D. Hilliard, Ft W	24.6
J. Ivey, Wash'ton	24.7
M. Ross, Detroit	24.8

High Jump

Gregg Ellis, Bir'm	5-10
Freddie Ford, Ft W	5- 0
James Wellford, R	5- 0
Eric Carson, Bos'n	5- 0
Sheldon Hinton, NY	5- 0
Leon Davis, Wash'n	4-10

Long Jump

Brian Harris, Ba	19- 0
Gregg Ellis, Bir	18-10¼
Bruce Hawkins, FW	18- 4
John Lucks, NY	17- 3¾
David McCombs, Nwk	17-2
Joe Thomas, St L	17- 1¼
Larry Bland, Ri	17- 0

4 x 110 yard Relay

Ft W	46.6	New'k	49.1
Wash	48.1	Birm	49.3
Det	48.6	Balt	49.9

Boys 14-15

100 yard Dash

G. Stiggers, Ft W	10.1
D. Warner, Wash'n	10.1
W. Shaw, Washing'n	10.3
W. Cottman, Balt	10.3
L. Petross, Det	10.4
D. Tyler, New York	10.5

220 yard Dash

M. Wingo, Newark	21.8
S. Skinner, N York	22.4
D. Hoskins, Newark	22.5
K. Brown, Balt're	22.9
B. Toliver, Wash'n	22.9
K. Mitchell, Ft W	23.8

440 yard Dash

W. Contee, Wash	50.1
A. Jackson, Birm	50.8
L. Hayden, Nw York	51.2
A. Boyd, St Louis	51.3
D. Alves, New York	52.4
D. Younger, Wash	60.5

High Jump

Kevin Taylor, St L	6- 0
Alvin Johnson, Bal	6- 0
Delbert Tyler, NY	6- 0
Doug Moore, Ft W	6- 0
Drew Sawtin, Bos'n	5-10
Floyd Eddings, Bir	5-10

Long Jump

Barry Davis, StL	22-1½
D. Fitzgerald, Nwk	20-6¾
William Clark, NY	20-3¾
Bobby Woods, Ft W	20-2
M. Coachman, Bos	19-10½
M. Randolph, Wash	19-2
Dan Noakes, Rich	19-0½

Shot Put

Tom Nevitt, NY	58-2½
Frank Warren, Bir	54-8
Darryl Baugh, Ri	54-5½
Larry Parsons, FW	50-6
Garfield Scott, Nk	50-1½
Darryl Wilson, SL	44-3

880 yard Medley Relay

Wsh	1:33.8	Nwk	1:35.7
NY	1:34.4	FtW	1:38.3
		StL	1:38.7

Girls 9-11

75 yard Dash

S. Taylor, Detroit	9.3
S. Adams, New York	9.5
C. Thornton, Det	9.5
M. Jones, New York	9.6
L. Hawkins, Ft Wor	9.7
T. Tasker, Wash'ton	9.9

100 yard Dash

S. Taylor, Detroit	12.2
R. Hall, New York	12.4
B. Pitts, Detroit	12.4
J. Clark, Newark	12.4
T. Johnson, Birm	12.5
A. Fitzgerald, Wsh	12.5

4 x 110 yard Relay

New'k	49.9	St L	50.0
Wash	50.0	N Y	50.6

Long Jump

Robin Johnson, NY	14-11½
Patricia Jones, Ba	14-4¾
Kim Campbell, Wsh	14-2
Michele Royal, Nwk	13-11¾
Cindy Compton, D	13-0½
Karen Glasby, SL	12-9¾

4 x 110 yard Relay

New'k	54.1	Balt	56.8
Birm	56.1	Ft W	56.8

Girls 12-13

100 yard Dash

T. Mastin, St Lou	11.1
L. Huff, Washing'n	11.2
P. James, New York	11.3
J. Livingston, FW	11.4
S. Clemmons, Det	11.6
H. Morgan, Newark	11.8

220 yard Dash

L. Huff, Washing'n	24.0
C. Clark, Newark	24.8
M. Hill, Washing'n	24.9
L. Cordy, New York	25.4
M. Brown, New York	26.2
C. Williams, Det	26.7

High Jump

Cynthia Stewart, W	5-0
Veronica Price, Bir	4-9
Donna Thomas, Ft W	4-8
Rhonda Beauford, D	4-6
Juanita Williams, NY	4-6

Long Jump

Barbara Drain, FW	16-2½
Leslie Rose, Det	16-0½
Jackie Rooths, W	15-9
Yvette Bradley, SL	15-4¼
Rochelle Mayes, NY	14-6½
Vivian Staggers, Nk	14-4½

4 x 110 yard Relay

New'k	49.9	St L	50.0
Wash	50.0	N Y	50.6

Girls 14-15

100 yard Dash

H. Lucas, Newark	11.4
J. Hobbs, Detroit	11.5
J. Childs, Ft W'th	11.5
H. Williams, Ft W	11.5
G. Brown, Balt're	11.6
R. Save, St Louis	11.7

220 yard Dash

G. Gooden, Newark	24.8
T. Walker, Wash'n	24.9
A. Johnson, Detr't	25.0
R. Blaine, Nw York	26.0
R. Cater, Paterson	26.7

High Jump

Mary Kunkel, St Lou	5-5
Karen Harding, Balt	5-3
Aneyeus Robinson, W	5-2
Tammie Thomis, Ft W	5-2
Carol Miserlain, D	5-1
V. Constantine, Bos	5-1

Long Jump

Jolene Johnson, D	18-4
Tanya Stewart, Bi	17-7
Hazel Lucas, Nwk	17-5
Mary Randolph, W	17-3¼
Laura LaMire, Bal	16-8¼
Artie Dawson, FW	15-11¾


Shot Put

Helen Williams, D	42-1½
Dana Beckelman, FW	33-10
Dana Jordan, Wsh	33-4
Lori Ferguson, NY	33-0½
Donna Howard, SL	32-6½
Karen Harding, Ba	32-5
Susan Lacey, Bos	32-5

880 yard Medley Relay

Det	1:48.0	N Y	1:50.2
Wsh	1:48.4	Pat	1:50.4

L) TERRI SABOL; C) ERYN FORBES
with big lead in mile run;
R) 14 yr-old PERI JUDE RADECIC



For the fifth straight season, the Southern Pacific AAU (southern California) sponsored the "Girls Age Group National Championship" meet. This year, it was held at Long Beach State's seven lane black Chevron 440 track.

Weather started off fairly nice but became cooler later with a chilling wind. Four age group divisions were contested and there were so many outstanding performances one doesn't know where to start.

In the 9 and younger group, probably the best performance was turned in by TANYA DAWKINS who won three individual events. Tanya won the quarter in 63.8, which breaks the old National Record (NR) of 64.4, but records are not kept (officially) in this division any longer; I think they should resume. Tanya had a previous best this season of 66.0 FRANKIE BAKER (68.9) made Tanya run the first 220 like on must in order to have good results in the quarter.

Tanya holds the US best for age seven (73.6) and eight (66.1) and now age nine. She also won the short sprints in 12.5 and 29.0 into a slight headwind in the 220. It wasn't easy, as STACEY GRANGER with her great start made Tanya come and get her. Stacey ran 12.5 and 29.2, bettering Tanya's age eight record of 12.6.

In this meet, at least eight National Records were set and one tied. In the 10-11 group, VICKIE COOK won the mile walk in a new NR time of 8:24.7, after having walked a 8:57.5 while just a nine year-old earlier in the year. She also won the first 3000 meter National Championship Walk for 13 and under earlier. At Long Beach, JOYCE BRODOCK, was second in 8:32.2 and it was Joyce's 8:30.5 record that her Rialto Road Runner teammate, Vickie, bettered.

SANDY BEACH dropped down to the half mile and was rewarded with a new record 2:21.7. During the year Sandy was beaten in the mile only by MARI GIBBS, who won the mile here. PORTLAND FORD of Philadelphia tied an AAU record by winning the 100 in 11.7 and she ran a good 220 too.

GIRLS AGE-GROUP Track & Field Classic

COMMENTARIES by CALVIN BROWN
PHOTOGRAPHY BY KARIN SMITH

The best 12-13 performance was probably the 28.5 200 meter hurdles by JO-ANN ERB. TAWNY SINGLETON, age 12, won the other hurdle race in 12.1, which is one tenth of the National best mark, but is best for age 12.

PAULA ROSE was one of the biggest surprises with an unexpected 2:14.0 880 win. She won full of run and going away as she bettered the approved NR of 2:15.9, though not as good as Mary Decker's 2:12.7.

Hurdle races highlighted the 14-15 group. SONYA HARDY ran 14.0 in the 100 meter hurdles, but the race was wind-aided. She also ran legs on two relay team, one of which, the 880 medley, ran one-tenth of the NR (1:47.3) with Sonya running the anchor quarter. Just the day before, the Boulder Cinderbelle ran 13.7 in the Women's AAU Nationals to finish fifth.

In the 300 meter hurdles, SUSAN WHITE ran a great 44.7 to break her own record of 45.3. Sue has a best of 61.4 in the 400 meter hurdles in 1974.

DOLLIE FLEETWOOD, with fleet feet, ran 10.9 to better her own pending mark of 11.0. She had finished second at Bakersfield to 15 year-old ANGEL DOYLE. KATHY ADAMS won the two mile in 10:54.7 and CHRIS SAKELARIOS edged LINDA BRODOCK in a thrilling mile race walk. They walked together for most of the race with Linda doing the leading until the final straight. Both girls were timed in a record setting 7:49.7.

In these National age group meet, many best performances have been achieved. In think a meet of this type is needed and should be continued on an annual basis. San Jose started this type of championship meet in 1968 and it has continued annually since. Let's hope it stays around awhile!

NOTES by BILL PECK

Three great throwers did battle in the 12-13 weight events. Pennsylvanian GINA PIATT not only won the six pound shot at 41-3½, but was an excellent second in the discus at 114-9 and tossed the javelin over 100 feet as well. CHRISTI PYLE narrowly lost the shot and had a PR 123-1 to win the disc (a double bettered only by Debbie Rivera as an age grouper).

Close behind (40-1½) in the shot was JACKIE NELSON, who also took the spear throw at 126-3 and was close to 100 feet in the platter. She's just 12!!!

Girls of all ages and in all events are obviously better prepared and more serious than in past years. None were prepared better than the handful of gals from the Pacific Northwest at this meet.

Spokane's SALLY LAYMAN and Portland's "veteran" BAMBI FOULKES hardly missed a step in flopping to high jump victories in the 12-13 and 10-11 divisions respectively. Bambi jumped her own height.

DEANNA COLEMAN, just 12, of Washington was a brilliant third in the 12-13 880 at 2:15.2, but even more impressive was Portlander ERYN FORBES. Eryn merely demolished the best 12-13 mile field ever, running away to a 4:56.1 (second fastest ever for the age group), unfortunately on a suspect curbless track.

A strong second in the 12-13 mile was DONNA CAMPBELL, whose 5:02.6 is faster than older sister Robin ever ran as a 13 year-old.

Hastily planned, the meet could have been a disaster, especially considering the unexpected 700 plus entries and too small facilities. But meet director JIM ALLEN and meet manager RICH EDE, along with dedicated officiating crew who labored quietly from 12:00 noon to 8:00 pm, turned the meet into an "experience" which few wanted to leave, even in the gathering dusk.

One thing for sure. It was the biggest assault on age group best performance lists in girls age group history.

GIRLS 9-Under Division

100 yd (flights/w +0.4 to +1.4mps)	
LaTanya Dawkins, Ls Angeles Jets	12.5
Stacey Granger (8) W Coast Jets	12.5
Renee Henderson, New Image TC, Pa	12.9
Stephanie Young, Indianola TC, Ms	13.5
Tanya Granger (8) W Coast Jets	13.6
Laurie Cutsforth, Cupertino Yrlg	13.6
Gina Betrice, Los Angeles Jets	13.6
Jewel Baty (8) Albuquerque TC	13.7

220 yd (flights/w -0.3 to -2.1mps)	
LaTanya Dawkins, L Angeles Jets	29.0
Stacey Granger (8) W Coast Jets	29.2
Renee Henderson, New Image TC	30.3
Lou Ann Hughes, Dormont Boosters	30.7
Suzette Harris	30.9
Katrina Weeks, Indianola TC	31.1
Gina Betrice, Los Angeles Jets	31.7
Brenda Beatty, Ventura GTC	31.8
Tanya Granger (8) W Coast Jets	32.0

440 yard Dash (in flights)	
LaTanya Dawkins, L Angeles Jets	63.8
Frankie Baker, Indianola TC	68.9
Lisa Elliot, Sta Rosa Starlights	70.8
Suzette Harris	71.4
Brenda Beatty, Ventura GTC, Ca	71.7
Doreen Stoiloff, Rialto RR, Ca	72.1
Cherie Knight, Mi High Denver TC	72.4
Spring Alexander, Oxnard TC, Ca	72.5
Jeanine Wurtzer, Dormont Booster	72.6

880 yard Run (in flights)	
Suzanne Martinez, Roseville Gz	2:34.0
Jeani Fuller, San Juan Strider	2:39.5
Dee Dee Jones, Pac Coast Pacer	2:40.7
Ann Crawford (8) Santa Barbara	2:42.0
Bobbi Gallegos, Albuquerque TC	2:42.0
Joann Chatterton, Pear's P'chs	2:42.0
Wendy Bigham, Rialto RR	2:44.0
Michele Miller	2:44.6
Kendall Anno (8) Orange Coast	2:48.0
Stacey Threadgill	2:48.2
Frankie Waters, S Cal Cheetahs	2:49.0
Trisha Freetly, Ojai Vly GTC	2:50.3
Sandy Peters, Dormont Boosters	2:50.6

880 yard Walk	
Andrea Bunting, RC Flyers, Ca	4:32.8
Nora Gonzales, Oxnard TC	4:40.7
Lisa Inloes, Ventura GTC	4:43.6
Libby Bangert, Millbrae Lions	4:48.6
Kim Salinas	4:49.5
Wendy Bigham, Rialto RR	4:51.2
Shari Byers, Long Bch Comets	4:53.6

High Jump	
Jeanne Faust, S Barbara Sand-P'p	4-5
Janice Bowie, S Barbara S-Pipers	4-0
Gretchen Munn, Phoenix TC	3-10
Dee Dee Jones, Pac Coast Pacers	3-8
Louis Hopkins, Indianola TC	3-6
Michele Dolder, Roseville Gaz'l's	3-4
Rhena Cook, Poison Spiders	3-4
Holly Omori, Albuquerque TC	3-4

Long Jump (wind 0.0 to +1.4 mps)	
Janice Bowie, S Barbara S-P, Ca	12-9 $\frac{1}{2}$
Gretchen Munn, Phoenix TC	12-2 $\frac{1}{2}$
Kathy Mitchell, Cupertino Yrlg	11-11 $\frac{1}{2}$
Renay Schoenlein	11-10
Janet Davis, Indianola TC	11-8 $\frac{3}{4}$
Diana Braswell, Roseville Gaz	11-7 $\frac{1}{2}$

Baseball Throw	
Dee Dee Jones, Pac Coast Pacer	137-3
Monica Johnson, Pear's Peaches	128-11
Alexandria Kriva, Cres-Cañada	112-2
Holli Brashear, Roseville Gaz	106-2
Lisa Blackburn, W Coast Jets	103-8

4 x 110 yard Relay (in flights)	
Indianola	58.2
Cupertino	60.8
Dormont	61.1
Albu'que TC	61.5
Appaloosa TC	61.6
Mi High Dnvr	61.9

4 x 220 yard Relay	
WC Jets	2:09.1
Dormont	2:09.8
Cupertino	2:14.0
LB Comets	2:16.2
Appaloosa	2:16.3
MH Denver	2:17.4

GIRLS 10-11 Division

100 yd Dash (in flights/wind +2.4mps)	
Portland Ford, Lamott TC, Pa	11.7
Rhonda Clay, Mayor Hatcher YF, In	11.8
Rose Richardson, Padukies TC, Pa	11.9
Tracy Hanlon, Long Beach Comets	12.3
Betsy Searl, Renegades TC, Haw	12.7
Karla Harper, Boca Grande TC, NM	12.9
Lois Hairston, S Diego Cougars	12.9

220 yd (flights/w -0.6 to -2.6mps)	
Rhonda Clay, Mayor Hatcher YF	27.7
Portland Ford, Lamott TC	28.0
Melva Norris, San Diego Cougars	28.0
Tina Scott, So Calif Cheetahs	28.2
Nadine Wilkinson, S Cal Cheetahs	28.3
Susan Ray, Orange Cst Thunderb't	28.4
Val Crawford, Padukies TC	28.7
Robin Wormsley (10) New Image TC	28.9

440 yard Dash (in flights)	
Veronica Gallashaw, Padukies TC	61.3
Melva Norris, San Diego Cougars	61.7
Robin Wormsley (10) New Image TC	62.7
Lydia Laidlaw, La Jolla Demons	62.8
Lisa Peters, So Calif Cheetahs	63.6
Wendy Allums, Berkeley TC, Ca	63.7
Faye Wilson, New Image TC, Pa	63.9
Jenny Townsend, Long Bch Comets	63.9

880 yard Run	
Sandy Beach, Albuquerque TC	2:21.7
Nancy Rogowski, Boulder Cin'bl	2:24.9
Tracey Hughes, Orange Coast Th	2:25.8
Shelly Kaplan, Rialto RR	2:25.8
Julie Hatfield, Blue Angels	2:32.5
Danielle Mojica (10) SC Ch'tah	2:33.8
Tanya Richardson, Padukies TC	2:34.0
Rebecca Kuyasa, Scottsdale TC	2:36.0
Theresa Smith, Pear's Peaches	2:38.0
Andrea Kirkorn (10) Bl Angels	2:38.0

One mile Run	
Mari Gibbs, Lakewood Intern'l	5:14.7
Joan Hazlip, New Image TC	5:22.8
Kristi Wilson (10) Blue Angels	5:26.4
Vicki Cook (10) Rialto RR	5:26.5
Tami Darr, Ca	5:30.2
Val Fisher, Padukies TC	5:34.4
Cimi Ruderman (10) Rialto RR	5:35.5
Kelly McElroy (10) Rialto RR	5:38.5
Kim Gonzales, Ventura GTC, Ca	5:41.0
Carol Gleason, Cupertino Yrlg	5:42.0
Linda Lindsey, Pear's Peaches	5:42.0
Sheri Ball (10) L Jolla Demons	5:45.7
Jane Wintermute (10) SC Ch'tah	5:48.0
Lenell Waskow (10) Rialto RR	5:48.5

One mile Walk	
Vicki Cook (10) Rialto RR	8:24.7
Joyce Brodock, Rialto RR	8:32.5
Lynn Holmbeck, Blue Angels	8:46.9
Cindy Vaughn, Redwood C Flyers	8:54.9
Chris Ramirez, So Bay Striders	9:15.6
Shelly Quintana, S Bay Strider	9:16.8
Barbara Colunga, Rialto RR	9:34.5
Leslie Inloes, Ventura GTC	9:41.6

50y Hurdles (flights/w 0.0 to +1.4mps)	
Dulce Reade, La Mirada Meteors, Ca	7.8
Janet Gray, Frederick T&FC, Md	8.0
Mary Crevelt, Redwood City Flyers	8.1
Wendy Lynch, Dormont Boosters, Pa	8.2
Tracy Hanlon, Long Beach Comets	8.3
Detra Washington, So Bay Striders	8.5
Rena Wright, So Bay Striders, Ca	8.9
Dolores Archuleta, Albuquerque TC	9.0

High Jump	
Bambi Foulkes, Portland TC, Or	4-6
Lisa Peters, So Calif Cheetahs	4-6
Detra Washington, So Bay Striders	4-6
Angela Phifer, Appaloosa TC, Ca	4-4
Rena Wright, South Bay Striders	4-4
Janet Gray, Frederick T&FC	4-2
Jane Morgan, Scottsdale TC	4-2

Long Jump (wind +1.0 to +4.0mps)	
Alana Capozzi, L Bch Comets	15-3 $\frac{3}{4}$
Lori Burton, Newhall-Saugus	15-3 $\frac{3}{4}$
Dori Claunch, Poison Spiders	14-9 $\frac{3}{4}$
Janet Gray, Frederick T&FC	14-7 $\frac{1}{4}$
Dulce Reade, La Mirada Meteor	14-7
Anna Ruth Van, Vly of the Sun	14-6 $\frac{1}{2}$
Theresa Smith, Pear's Peaches	14-5 $\frac{1}{2}$
Jenny Townsend, L Bch Comets	13-10 $\frac{1}{4}$

Shot Put (6 pound)	
Susan Ray, Or Coast Thunderbolts	34-1
Chris Pierce, Poison Spiders, Wy	31-4
Linda Martin, S Rosa Starlights	31-3
Nita Bradshaw, Newhall-Saugus	28-9
Sandra McMillin, S Rosa Starl'ts	27-5

Baseball Throw	
Debra Edens, Valley of the Sun	176-9
Lisa Filkowski, Cupertino Yrlg	160-0
Tracy Hanlon, Long Bch Comets	147-10
Rayna Lackman, Vly of the Sun	147-10
Denise Sandoval, Cupertino	142-6
Laurie Bangert, Millbrae Lions	141-9
Dori Claunch, Poison Spiders	140-3

4 x 110 yard Relay (in flights)	
Padukies	53.7
SD Cougars	55.5
Cupertino	56.2
Newhall-Saug	56.5
Albu'que TC	56.9
Oxnard TC	57.0

880 yard Medley Relay (in flights)	
SC Cheetahs	2:00.0
Padukies TC	2:00.9
SD Cougars	2:05.2
Blue Ang	2:05.6
Appaloosa	2:06.2
Cupertino	2:07.0

Girls 12-13 Division

100 yd (in flights/wind 0 to +2.6mps)	
LaRoya Huff, Travelers AC, DC	11.2w
Karen Young (12) Padukies TC, Pa	11.2w
Jane Harding, So Bay Striders	11.3w
Debra Henderson, Travelers AC	11.5
Roxanne Banks, La Jolla Demons	11.6
Leslie King, Phoenix Chaparrals	11.6
Angela Williams, Gazelles, Md	11.6w
Lisa Thompson, Vly of the Sun	11.6w
Penny Nesmith, Colorado Pacers	11.7
Cynthia Hall, Gazelles, Md	11.7
Rhonda Adams, Colorado Pacers	11.7
Tanya Willis (12) Orange Coast	11.8

220 yd (flights/w -0.3 to -2.8mps)	
LaRoya Huff, Travelers AC	25.6
Debbie Dunn, Lamott TC, Pa	25.7
Melissa Hill, Travelers AC	25.7
Karen Young (12) Padukies TC	26.6
Jane Harding, S Bay Striders, Ca	26.6
Leslie King, Phoenix Chaparrals	26.6
Michelle Hawthorne, Berkeley TC	26.7
Karen Wright, Padukies TC	26.7
Joanne Erb, Los Angeles TC	26.7
Ronda Norris, S Diego Cougars	26.9
Tanya Willis (12) Orange Coast	27.0

440 yard Dash (in flights)	
Debbie Dunn, Lamott TC	57.1
Lezli Peterson, Santa Cruz-ers	57.3
Melissa Hill, Travelers AC	58.7
Michelle Hawthorne, Berkeley TC	60.0
Sharon Dill, Lakewood Internat'l	60.0
Hindy Bare, Boulder Cinderbells	60.5
Michele Johnson (12) Padukies TC	61.1
Mary O'Neill, W Suburban TC, Il	61.6
Elia Rich, Los Angeles Jets	62.1
Rochelle Oliver, Redwood C Str	62.5

880 yard Run (in flights)	
Paula Rose, Ca	2:14.0
Penny Bridges, Rialto RR	2:15.2
Deanna Coleman (12) EastsideTC	2:15.2
Pam Bonnett (12) Boulder C'bls	2:19.7
Barney Carrol, S Cal Cheetahs	2:20.4
Ruth Anderson (12) Albu'que TC	2:20.4
Rochelle Hatfield, Blue Angels	2:22.0
Teri Beamish, La Mirada Meteor	2:24.0
Kris Taylor (12) Sn Leandro TC	2:25.5
Krista Roberts (12) Will's Spk	2:26.0

One mile Run	
Eryn Forbes, Portland TC	4:56.2
Donna Campbell, Sports Inter'l	5:02.6
Karen Bain, Will's Spikettes	5:06.3
Krista Holmes, Scottsdale TC	5:07.2
Jamie Mitchell, Portland TC	5:07.6
Suzanne Keith, Rialto RR	5:08.4
Pam Dutton, Padukies TC	5:10.8
Ann Trason, Ca	5:17.5
Jill Haworth, Sports Intern'l	5:18.0
Debbie Lee (12) Will's Spik'ts	5:18.0
Aileen O'Connor, Sports Int'l	5:20.5
Donna Sanchez (12) Rialto RR	5:21.0
Laurie Johnson (12) Rialto RR	5:23.0
Diane Esslinger, S Cal Cheetah	5:23.2

80 m Hurdles (flights/w 0 to +2.4mps)	
Tawny Singleton, Ojai Vly GTC	12.1
Sandy Bloomfield, Mt Lebanon TC	12.1
Candy Anderson, Frederick T&FC	12.1

Kelly Gentry, Boulder Cinder'bl	12.4w
Roxanne Keating, Phx Chaparrals	12.4w
Mary Winnewisser, S Barbara SP	12.5
Pam Bonnett (12) Boulder Cin'bl	12.5
Erin Pike, La Mirada Meteors	12.6
Joanne Erb, Los Angeles TC	12.6
Kathy Yuhas, Appaloosa TC, Ca	12.7
Carolyn Donnelly, Sports Int'l	13.0
Anita Kriek, Palo Alto TC, Ca	13.2w
Lori Anderson, Scottsdale TC, Az	13.2w
Kathy Bower (12) S Bay Striders	13.2w

200 m Hurdles (flts/w -1.4 to -3.6mps)	
Joanne Erb, Los Angeles TC	28.5
Sandy Bloomfield, Mt Lebanon TC	29.0
Kelly Gentry, Boulder Cinder'bls	29.2
Tawny Singleton, Ojai Vly GTC, Ca	29.3
Pam Bonnett (12) Boulder Cind'bl	29.3
Candy Anderson, Frederick T&FC	30.0
Kerry Zwart, Crescenta-Cañada	30.4
Renee Cason, Columbus Community	30.5
Kathy Yuhas, Appaloosa TC	30.5
Laurie Carroll (12) S Barbara SP	31.0

One mile Walk	
Becky Villalvazo, Rialto RR	8:13.2
Georgia Sakelarios, RC Flyers	8:25.2
Lisa Metheny, Rialto RR	8:28.2
Paula Rose, Blue Angels	8:29.1
Leslie Young, So Bay Striders	8:31.8
April Hickey (12) Blue Angels	8:32.8
Norma Howitt, Boulder Cinder'b	8:38.0
Jessica Waskow, Rialto RR	8:42.0
Brenda Jesser, Colorado Pacers	8:44.0
Beth Eberle, Ozark TC	8:45.0
Becky Gomez (12) Rialto RR	8:50.0
Sharlene McGinley (12) S Bay S	8:58.0

High Jump	
Sally Layman, NW Kiwanis, Wa	5-3
Candy Acres, S Barbara S'Pipers	5-2
Kelly Hoban (12) So Bay Striders	5-0
Lori Anderson, Scottsdale TC	5-0
Mary Sedall (12) Albuquerque TC	4-10
Yvette Irons, Crescenta-Cañada	4-10

Long Jump (wind +0.8 to +4.5mps)	
Jean Sullivan, Colorado Pacers	17-4 $\frac{1}{2}$
Angela Williams, Gazelles, Md	17-0 $\frac{1}{2}$ w
Renee Cason, Columbus Com'ty	17-0
Cassandra Griffin (12) L Jolla	16-9 $\frac{1}{4}$
Pam Fowler, So Bay Striders	16-5
Rochelle Oliver, RC Striders	16-3
Joyce Bowie (12) S Barbara SP	16-2 $\frac{1}{2}$
Kim Beckett, N Vly Golden B'r	16-1 $\frac{1}{4}$ w
Kerry Zwart, Crescenta-Cañada	16-1
Sharon Lester, Cursor Lilacs	16-0 $\frac{1}{2}$ w
Cindy Doyel, Maturango Milers	16-0
Vicki Almeida, La Mirada Met	15-11 $\frac{1}{2}$
Arnetta Robinson, LA Jets	15-11 $\frac{1}{2}$
Lori Anderson, Scottsdale TC	15-11 $\frac{1}{2}$ w
Leslie King, Phx Chaparrals	15-8 $\frac{1}{2}$ w
Roxanne Keating, Phx Chap'rals	15-7
Erin Pike, La Mirada Meteors	15-6 $\frac{1}{4}$

Shot Put (6 pound)	
Gina Piatt, Mt Lebanon TC, Pa	41-3 $\frac{1}{2}$
Christi Pyle, Crescenta-Cañada	41-1
Jackie Nelson (12) Orange Cst	40-1 $\frac{1}{2}$
Roseanne Gehres, Ojai Vly GTC	38-11 $\frac{1}{2}$
Kerry Zwart, Crescenta-Cañada	38-9 $\frac{1}{2}$
Carrie Mason, Orange Coast	35-7 $\frac{1}{2}$
Lindsey Martin, S Joaquin Vly	34-8
Carole Kent, S Barbara S-Piper	34-5 $\frac{1}{4}$
Kim Wycoff (12) Vly of the Sun	34-1 $\frac{1}{2}$
Sheree Matthews, Oxnard TC, Ca	32-5 $\frac{1}{2}$

Discus Throw (1.0 kilogram)	
Christi Pyle, Crescenta-Cañada	123-1
Gina Piatt, Mt Lebanon TC	114-9
Tehani Thomas, Renegades TC, Hw	106-4
Carrie Mason, Orange Coast	103-7
Jackie Nelson (12) Orange Coast	99-6
Roseanne Gehres, Ojai Vly GTC	95-9
Gina Lombardi, Redwood C Flyers	89-1
Kim Wycoff (12) Vly of the Sun	88-4
Charm Bishop, So Calif Cheetahs	80-7

Javelin Throw (600 gram)	
Jackie Nelson (12) Orange Coast	126-3
Ann Schultz, South Bay Striders	110-7
Marianna Pond, Lakewood Int'l	110-2
Gina Piatt, Mt Lebanon TC	101-8
Charm Bishop, So Calif Cheetahs	101-3
Debbie Dibb, Ca	100-2
Kim Wycoff (12) Vly of the Sun	100-1
Donna Corley, Albuquerque TC	88-5

<u>4 x 110 yard Relay (in flights)</u>			
Travelers	49.8	L Angeles Jets	50.9
Gazelles	50.8	S Diego Cougars	51.7
<u>880 yard Medley Relay (in flights)</u>			
Padukies	1:50.6	Lkwd Intl	1:55.2
Colo Pacers	1:53.3	Rialto RR	1:55.7
N Valley GB	1:54.5	LA Jets	1:55.8
<u>4 x 440 yard Relay (in flights)</u>			
Rialto RR	4:10.4	LB Comets	4:27.2
N Valley GB	4:19.8	Bl Angels	4:29.6

GIRLS 14-15 Division

<u>100 yd (flights/wind +0.4 to +2.2mps)</u>	
Dolly Fleetwood, S Cal Cheetahs	10.9
Rhonda Brady (14) M Hatcher YF	11.1
Annette Robinson, Berkeley TC	11.1
Lela Johnson (14) L Bch Comets	11.2w
Elaine Parker (14) Millbrae L	11.2w
Yolanda Allen, Millbrae Lions	11.3
Kim Moran (14) Los Angeles TC	11.3
Denise Pemberton, Millbrae Lion	11.3
Rhonda Hackbart, Boulder C'bis	11.3
Linda Morrison (14) La Jolla, Ca	11.3
Tarri Walker, Travelers AC, DC	11.3
Laurie Blanchard (14) W Sub'n	11.4
<u>220 yd (flights/wind -0.2 to -0.8mps)</u>	
Viola Johnson, Berkeley TC, Ca	25.3
Sonya Hardy (14) Boulder Cin'b'ls	25.4
Paula Ng, Berkeley TC	25.5
Lela Johnson (14) L Beach Comets	25.6
Annette Robinson, Berkeley TC	25.6
Julie Seaton (14) Peoria Pac'ts	25.7
Laurie Blanchard (14) W Suburban	26.0
Linda Morrison (14) La Jolla Dem	26.0
<u>440 yard Dash (in flights)</u>	
Robin Campbell, Sports Intern'l	54.9
Betty Deveson, Gateway TC, Ct	56.8
Julie Lake, Lakewood Internat'l	57.4
Pam Green (14) S Cal Cheetahs	57.6
Sylvia Floyd (14) Lamott TC, Pa	58.0
Candy Kaughy, Renegades TC, Haw	58.3
Tami Essington (14) Peoria Pac't	58.7
Kathy Egger, La Mirada Meteors	59.0

<u>880 yard Run (in flights)</u>	
Robin Campbell, Sports Int'l	2:13.9
Johanna Forman (14) Falmouth	2:14.7
Delores Jackson, Mallery Chal	2:17.1
Ann Dandoy, So Bay Striders	2:18.0
Teresa Caudillo, L Bch Comets	2:18.3
Pam Evans, Millbrae Lions, Ca	2:18.8
Lorrie Blanco, La Mirada Met'r	2:19.2
Debbie Kirchofer, Colo Pacers	2:19.5
Candy Weise, Renegades TC	2:19.5
Kathy Governali (14) Alb'queTC	2:20.6

<u>One mile Run</u>	
Kathy Adams, Will's Spikettes	5:01.8
Becky Wolfbarger, SC Cheetah	5:04.2
Jill Caldwell, Lakewood Int'l	5:06.4
Jamie Bowen (14) Lakewood Int'l	5:06.4
Donna Gardner, Padukies TC	5:09.1
Karen Parish, Blue Angels	5:10.2
Joni Pagala, Renegades TC	5:14.0
Marsha Pierce, L Mirada Meteor	5:14.5
Janet Waterbury (14) Orange C	5:15.0
Renay Wolff (14) RC Flyers	5:16.0
Robin Hollidayoke, Sports Intl	5:17.0

<u>Two mile Run</u>	
Kathy Adams, Will's Spikettes	10:54.8
Laurie Jewell (14) LB Comets	11:06.2
Lou Mackaye, Ojai Vly GTC, Ca	11:22.2
Marie Albert, Rialto RR	11:31.6
Chris Sakelarios (14) RC Fly	11:45.6
Janet Waterbury (14) Orange C	11:48.6
Kathy Anno, Orange Coast	11:55.6

<u>100m Hur/30" (flts/w +0.4 to +3.1mps)</u>	
Sonya Hardy (14) Boulder C'bis	14.0w
Rosalind Anderson, Frederick TC	14.2w
Debi Kilhoffer (14) Peoria Pac't	14.5w
Susie White, Sports Internat'l	14.5w
Dana Collins, Salem TC, Or	14.7w
Denise Rodgers (14) Millbrae L	14.8w
Shelley Harris, Cactus Wrens, Az	14.8w
Rhonda Brady (14) M Hatcher, In	14.9
Diane Rogowski (14) Boulder C'b	15.4w
Lori Dinello (14) W Suburban TC	15.4

<u>300 meter Hurdles (in flights)</u>	
Susie White, Sports Internat'l	44.7
Tami Essington (14) Peoria Pac't	46.4
Beth Howell, La Jolla Demons	46.7
Diane Rogowski (14) Boulder C'bl	46.8
Lori Dinello (14) W Suburban TC	47.2
Jill Gercovich, Will's Spikettes	47.3
Betty Deveson, Gateway TC	47.4
Denise Bailey, Albuquerque TC	47.4
Karen Ueda (14) Lng Bch Comets	48.0
Cheryl Glazier, Blue Angels	48.1

<u>One mile Walk</u>	
Chris Sakelarios (14) RC Fly'r	7:49.6
Linda Brodock, Rialto RR	7:49.6
Cindi Johnson, Blue Angels	8:09.2
Lori Thomas, Colorado Pacers	8:11.8
Teri Teegarden, Blue Angels	8:18.3
Linda Ontko (14) Ozark TC, Il	8:24.3
Bev Pakovich (14) Ozark TC	8:42.0
Cinda Morrow (14) Ozark TC	8:42.0
Mary Steury, Ft Wayne PAL	8:43.0

<u>High Jump</u>	
Chris Remmling, La Jolla Demons	5-6
Laurie Carman (14) S Barbara SP	5-6
Lisa Thomas, Colorado Pacers	5-4
Candise Zbieranek (14) LM Meteors	5-2
Julie Rowe, Ojai Valley GTC	5-2
Beth Fossum, So Calif Cheetahs	5-2
Cindy Mitchell, Cactus Wrens, Az	5-0
Juanita Barnett (14) Rialto RR	5-0
Tyler Dacey, Renegades TC	5-0

<u>Long Jump (wind 0.0 to +4.2mps)</u>	
Kim Moran (14) Los Angeles TC	18-0 $\frac{1}{2}$ w
Jackie Gay, Mt View Striders, Ca	17-7 $\frac{1}{2}$
Beth Johnson, Peoria Pacettes	17-4
Joey Smith, Everett Chargers, Wa	17-3 $\frac{1}{2}$
Karen Taylor, Mt View Striders	17-3 w
Cindy Mitchell, Cactus Wrens	17-0

<u>Shot Put (8 pound)</u>	
Julie Cabrido, Renegades TC	40-11 $\frac{1}{2}$
Ginny Vines, Orange C Th'bolts	38-11 $\frac{1}{2}$
Bea Hunt (14) Rialto Roadrun'r	37-10 $\frac{1}{2}$
Elaine Roque (14) L Angeles TC	36-0 $\frac{1}{2}$
Sue Shaffer, Phila Hawks, Pa	32-11 $\frac{1}{2}$
Erin Lynch, Ojai Valley GTC	32-11 $\frac{1}{2}$
Peri Jude Radecic (14) Mt Leb	31-9 $\frac{1}{2}$

<u>Discus Throw (1.0 kilogram)</u>	
Bea Hunt (14) Rialto RR	122-11
Peri Jude Radecic (14) Mt Leb	112-9
Julie Cabrido, Renegades TC	107-9
Anne Hilleborn, Ca	104-9
Tarea Brewer, Fresno Elans, Ca	103-6
Ginny Vines, Orange Coast	101-4
Liz O'Connor (14) RC Flyers	100-10

<u>Javelin Throw (600 gram)</u>	
Lisa van Benthem (14) La Jolla	140-6
Connie Gassen, Crescenta-Cañada	140-1
Carmen Scherich, Mt Lebanon TC	132-1
Raedean Rona (14) Blue Angels	122-9
Lorelei van Benthem (14) L Jla	122-0
Lynne van Benthem (14) La Jolla	119-2
Peri Jude Radecic (14) Mt Leb	118-4
Windy Williams (14) Cactus Wren	116-1

<u>4 x 110 yard Relay (in flights)</u>	
Boulder C'bl	49.0
SD Cougars	49.0
Berkeley TC	49.0
W Suburban	49.3

<u>880 yard Medley Relay (in flights)</u>	
Boulder Cinderbellies, Colo	1:47.3
Peoria P	1:47.8
La Jolla	1:49.2
Berkeley	1:48.4
SC Cheetah	1:49.3

<u>4 x 440 yard Relay (in flights)</u>	
Lkwd Intl	4:00.7
LM Meteors	4:02.1
W Suburban	4:01.0
LB Comets	4:07.2

<u>4 x 880 yard Relay</u>	
La Jolla	9:42.8
Renegades	9:49.0
West Suburban TC, Illinois	9:59.4

USA-USSR Junior Track and Field Meet

Austin, Texas

June 28-29, 1974

Some great high jump and 1500 meter run battles highlighted the third annual clash between the juniors from the world's two greatest track powers at Texas University Stadium.

Junior men's team scores showed the powerful U.S. squad outdistancing the visiting Soviets 133-99 (5-3-2-1 scoring). A strong visiting team of junior women downed a thin U.S. women's squad 82 to 64, for a combined score of 197 to 181 for the host Americans.

Vertical jumping was probably the best junior competition ever seen. New Yorker BILL JANKUNIS needed all of his 2.18 meter (7-2) clearance to win the men's high jump, with fourth place going at 6-10. The junior women were even better, relatively speaking. All four girls broke the previous meet record, led by the USSR's GALINA PRILEPINA at 1.83m (6-0). Close behind were New Orleans' SUE HACKETT (second at 5-11) and Texan LOUISE RITTER (fourth at 5-10).

Meet records were also broken in both 1500m races. Talented Ohioan TOM BYERS ran a brilliant 3:39.8, surging from behind to edge equally talented

pacesetter SERGEI ABRAMOV. Byers also made the U.S. Senior team. LUDMILA GORVUNOVA (4:25.5) led a Soviet sweep in the women's "metric mile", with tough, but inexperienced JAN MERRILL from Connecticut a close third.

Unlike the first meeting of the two teams in Sacramento (1972), the U.S. men completely dominated the distance runs, while continuing to sweep the sprints - with CLANCY EDWARDS winning the 100 and 200.

Men's field events were about even, with Soviet hammer thrower YURI SEDYK turning in the outstanding mark, a brilliant 226-11. However, the top athlete for the visitors was VLADIMIR BURIKOV, who looked like one of the world's great decathlon prospects by scoring an amazing 7066 points (more than 200 points over Craig Brigham's meet record).

On the distaff side, Reno's KATHY WESTON was the star. She broke Mary Decker's meet record in the 800 meters at 2:03.7, after a tough battle with the visitors' RAVILLYA IZMAILOVA. Kathy broke her own meet 400 meter record too, but had to be content with runner-up spot to a brilliant 53.0 run by SHEILA INGRAM, from Washington, D.C. The two combined on a smashing mile relay win too.

LUDMILA USHATIK shocked her American counterparts with a swift 11.5/24.3 double win in the sprints. Both times were reported to be USSR junior records. The big U.S. female surprise was CHERYL BUTLER's 20-8 long jump, another meet record for D.C. girls.

American girls were badly outclassed in two of the three weight events and the hurdles, partly due to a very poor team selection process. But the shot put (4 kg) was a different story. KATHY DEVINE and EMILY DOLE exploded to give the traditionally strong USSR girls a closer fight than they expected (Kathy losing by only five centimeters).

U.S. head coach STEVE BARTOLD was highly complimentary of the conduct of the entire team, saying "In the men's events we scored a few more points than I expected. The same applies to the women's competition...it was one team. I don't want to single out any individuals".

USSR Head coach OLEG KONSTANTINOV commented, "We set ten new Soviet junior records. I had thought the meet would be decided one way or another by about a five point margin. The U.S. squad was very well organized." ASARI GERCHINOV, head of the USSR delegation added, "I felt this American team was much better than the one we saw in Odessa (USSR) in 1973. I believe, they could have won even against an all-European team."

FIRST DAY

JUNIOR MEN

100 meter Dash	
Clancy Edwards, US	10.31
Houston McTear, US	10.33
Alexander Zherdev, SU	10.67
Valery Ratushnii, SU	10.78

400 meter Dash	
Curtis Byrd, US	*46.38
Ron Harris, US	46.64
Alexander Karaulov, SU	48.03
Nikolai Evstiunin, SU	48.08

1500 meter Run	
Tom Byers, US	*3:39.84
Sergei Abramov, SU	3:40.76
Valentin Duda, SU	3:46.12
Curtis Beck, US	3:48.48

5000 meter Run	
Richard Kimball, US	14:26.70
Ralph Serna, US	14:27.11
Anatoliy Dimov, SU	14:58.27
Vladimir Balakin, SU	15:24.00

110 meter Hurdles / 42 inch	
Michael Johnson, US	13.96
Dedy Cooper, US	14.39
Pavel El'Terman, SU	14.55
Sergei Besrukov, SU	14.99

10 kilometer Walk	
Ivan Ilika, SU	49:27.96
Nikolai Matveyev, SU	49:29.18
James Murchie, US	50:58.05
Steve Herrman, US	52:54.58

Pole Vault	
Earl Bell, US	4.90m/16-1
Kim Scott, US	4.90m/16-1
Alexander Vostrikov, SU	4.80m/15-9
Viktor Sukhoverkov, SU	4.60m/15-1

Triple Jump	
Vladimir Peravolov, SU	15.64m/51-4
Jerome Hutchings, US	15.42/50-7 $\frac{1}{4}$
Ron Livers, US	15.33m/50-3 $\frac{3}{4}$
Vladimir Brigadnov, SU	13.94/45-8 $\frac{3}{4}$

Shot Put (16 pound)	
Dave Doupe, US	18.28m/60-0
Russ Vincent, US	17.70m/58-0
Vladimir Kiselev, SU	17.00m/55-9
Sergei Levin, SU	15.82m/51-10

Hammer Throw (16 pound)	
Yuri Sedyk, SU	*69.18m/226-11
Alex. Trufanov, SU	62.05m/203-7
Gene Mancino, US	52.84m/173-4
Emmitt Berry, US	51.30m/168-3

4 x 110 yard Relay	
SU (Ratushnii, Zherdev, Meladze, Adzhoev)	41.81
US	disqualified

Decathlon (first 5 events)	
Vladimir Buriakov, SU	3947p
Russell Fritts, US	3858p
Anatoliy Novikov, SU	3790p
Steve Alexander, US	3410p

First Day Men's Score:
USA - 65; USSR - 50

JUNIOR WOMEN

100 meter Dash	
Ludmila Ushatik, SU	11.54
Brenda Morehead, US	11.61
Rosetta Birt, US	11.84
Ludmila Kondrateva, SU	11.86

400 meter Dash	
Sheila Ingram, US	*53.01
Kathy Weston, US	53.13
Maria Kulchanova, SU	54.47
Galina Denisova, SU	54.78

1500 meter Run	
Ludmila Gorvunova, SU	*4:25.53
Zhana Tursunova, SU	4:27.26
Jan Merrill, US	4:28.12
Debbie Quatier, US	4:33.05

Discus Throw (1.0 kg)	
Lubov Skoropistzeva, SU	162-5
Tatyana Doroshenko, SU	20161-5
Judy Lane, US	41.24m/135-4
Martha Suhayda, US	38.28m/125-7

Javelin Throw	
Ludmila Zadko, SU	53.66m/176-1
Valentina Litvinova, SU	167-3
Cathy Sulinski, US	50.44m/165-6
Cecile Bouchard, US	36.94m/121-2

4 x 110 yard Relay	
US (Morehead, Williams, Hartford, Birt)	45.25
SU	45.38

Pentathlon (first 3 events)	
Ekaturina Smirnova, SU	2614p
Eugenia Salikhova, US	2353p
Lisa Kinimaka, US	2244p
Jeanine Shepherd, US	2170p

First Day Women's Score:
USSR - 35; USA - 27



CELEBRATE VICTORY — The United States junior women's mile-relay team join hands for a victory lap of Memorial Stadium, Austin, Texas, site of the USA-USSR Junior Track and Field Meet. The four ladies, Connie Simpson, Brooklyn, N.Y., Charisse DeHaven, Fort Wayne, Ind., Kathy Weston, Reno, Nev., Sheila Ingram, Washington D.C., ran the one-mile relay in the winning time of 3:44.97. (Photo by Al Panzara)

"BIG SPLASH" — Though it meant only temporary relief from the Texas heat, Robert Christensen of Hugoton, Kan., makes the most of a brief splash into a portable water hole, on his way to a victory for the United States in the 3,000 meter steeplechase at the USA-USSR Junior Track and Field Meet in Austin, Texas. (Photo by Al Panzara)



SECOND DAY

JUNIOR MEN

200 meter Dash	
Clancy Edwards, US	21.27
Willie Smith, US	21.43
Alexander Zherdov, SU	21.79
Vladimir Kovalev, SU	22.40

800 meter Run	
Sergei Abramov, SU	1:50.37
Mark Belger, US	1:50.71
Vladimir Volkov, SU	1:50.93
Stephen Gomez, US	1:53.81

3000 meter Steeplechase	
Robert Christensen, US	8:52.44
Yanis Iesalnieks, SU	8:55.41
Valentin Duda, SU	9:01.47
Tom McChesney, US	9:09.18

10000 meter Run	
Eric Hulst, US	30:49.26
Peter Cherniuk, SU	30:54.40
James Buell, US	31:10.98
Anatoliy Dimov, SU	32:27.47

400 meter Hurdles	
Greg Eckman, US	51.67
Richard Graybehl, US	51.87
Vladimir Kosinov, SU	52.99
Victor Juzbabenko, SU	54.24

High Jump	
Bill Jankunis, US	2.18m/7-2
Sergei Seniukov, SU	2.16m/7-1
Walter Irion, US	2.13m/7-0
Nikolai Variamov, SU	2.08m/6-10

Long Jump	
Jerry Herndon, US	7.72m/25-4
Yuriy Ivynch, SU	7.61m/24-11 $\frac{3}{4}$
Yuriy Zvezdan, SU	7.33m/24-0 $\frac{3}{4}$
Jerry Hardeman, US	7.22m/23-8 $\frac{1}{2}$

Discus Throw (2.0 kg)	
Robin Earl, US	52.22m/171-4
Sergei Zhogolev	50.68m/166-4
Vitale Sokolov	48.90m/160-5
David Voorhees, US	48.66m/159-7

Javelin Throw (800 gram)	
Frank Perbeck, US	71.96m/236-1
Gene Lorenzen, US	70.92m/232-8
Yuriy Kopylov, SU	69.74m/228-9
Sergei Arutin, SU	64.82m/212-8

4 x 440 yard Relay	
US (Collins 48.6, Tinner 46.7, Harris 46.7, Byrd 46.8)	3:09.05
SU	3:15.90

Decathlon (Ten event scores)	
Vladimir Buriakov, SU	*7606p
Anatoliy Novikov, SU	7119p
Russell Fritts, US	6847p
Steve Alexander, US	6514p

Final Men's Score:
USA - 133; USSR - 99

JUNIOR WOMEN

200 meter Dash	
Ludmila Ushatik, SU	*24.34
Rosetta Birt, US	24.48
Veronica Williams, US	24.56
Elena Smirnova, SU	25.20

800 meter Run	
Kathy Weston, US	*2:03.69
Ravilya Izmailova, SU	2:04.28
Valentina Illinykh, SU	2:06.01
Margaret Groos, US	2:10.74

100 meter Hurdles / 33 inch	
Ludmila Siver, SU	13.75
Nina Morgulina, SU	13.95
Cheryl Poirier, US	14.21
Jeanine Shepherd, US	14.98

High Jump	
Galina Prilepina, SU	1.83m/6-0
Susan Hackett, US	1.80m/5-11
Larisa Kliventenok, SU	5-10
Louise Ritter, US	1.77m/5-10

Long Jump	
Cheryl Butler, US	*6.19m/20-8
Ekaturina Smirnova, SU	6.01m/19-8 $\frac{3}{4}$
Galena Busheyeva	5.89m/19-4
Karen Elmore, US	5.54m/18-4 $\frac{1}{2}$

Shot Put (4 kg)	
Galina Golovina	15.15m/49-8
Kathy Devine, US	15.10m/49-6
Irina Buevskaya	14.58m/47-10
Emily Dole, US	14.56m/47-9

4 x 440 yard Relay	
US (DeHaven, Ingram, Simpson, Weston)	3:41.74
SU	3:44.97

Pentathlon (Five event score)	
Ekaturina Smirnova, SU	4259p
Lisa Kinimaka, US	3829p
Eugenia Salikhova, SU	3784p
Jeanine Shepherd, US	3645p

Final Women's Score:
USSR - 82; USA - 64

Junior Olympics Nationals

LINCOLN, NEB - AUG 9-12 - FROM SAM GIAMBELLUCA & PETE CAVA (AAU)

The assault on National AAU-Chevrolet Junior Olympic records began Saturday with 238 blue-chip athletes (age 14 thru 17) gunning for new standards in 20 events at the University of Nebraska's Ed Weir Track. Not long after the meet started the long expected rains came to Nebraska, but no one could tell what was falling faster --- the downpour or the records.

In the Girl's events, 17 year-old speed merchant MARY LOU JANOSH, from Oshkosh, NB, broke the 100 record in the prelims with a 10.7 clocking, before winning the event. She jumped the gun twice in the 220 and was disqualified.

JOHANNA FORMAN, the 15 year-old east Falmouth, Mass, high school student, won the 880 in a JO record time, bettering the six-year-old standard by a tenth.

CHRIS REMLING, of Encinitas, CA, took the gold in the high jump on the basis of fewer misses, with four gals tying the jo standard at 5-6.

HILARY NODEN, a 16 year-old junior at Hopewell Valley High in Titusville, NJ, outdistanced JULIE SHEA, of Raleigh, NC, in the mile run. The New Jersey X-Country champion went under 5:00 for the first time in her career.

Two records fell in the boy's competition as high jumper CHARLES HATCH and shot putter RON KLOTZER earned niches in the record book. Hatch, who just graduated from San Francisco's Woodrow Wilson High, sailed seven feet to break the old mark of 6-11. 17 year-old Klotzer from New Jersey set a championship record of 63-3/4 in the shot put.

16 year-old KEN SMITH of Los Angeles edged Virginia's KARL WILLIAMS in the 120 high hurdles, 14.2 to 14.3. In the same event, DAN LAVITT, a highly promising 15 year-old from Raytown, MO, was one tenth behind the leaders and could be a cinch to win next year.

RUDY PEARSON, 17, of Trout Lake, WA, an also-ran for 2 years in the mile Race Walk, finally won the event.

Hundreds of volunteers from Lincoln, under the direction of Dr. Richard Hammer, meet coordinator, had been preparing the meet since last fall.

BOYS EVENTS

100 yard Dash	
Michael Kee, Ma	9.7
Harvey Glance, Al	9.7
Dwight Jones, Mi	9.8
James Weal, De	9.8
Dwayne Evans (15) Ca	9.8
Robert Person, Or	10.0

440 yard Dash	
Jerome Morgan, NJ	47.9
Tony Darden (16) Pa	48.3
Johnny Ware, Ca	48.5
Palmer Simmons, SC	48.6
Harlan Huckleby (16) Mi	48.7
Wendell Shavers (16) Fl	49.7

880 yard Run	
Jeff Moody, NC	1:53.0
Dyrk Dahl (16) Co	1:54.1
Steve Kiesel, Wa	1:54.5
George Terrell, Fl	1:55.9
Jim Brannen, Tx	1:56.7
Steve Schellenberger, Il	:56.7

One mile Run	
Donald Paige, NH	4:13.1
Mike Novelli, Tx	4:13.2
Tim O'Donnell (16) Mn	4:14.5
David McDonald, Pa	4:14.7
Boyd Nansel, Ia	4:15.5
Mat Rea, Or	4:15.6

120 yard High Hurdles / 39"	
Ken Smith (16) Ca	14.2
Karl Williams (16) Va	14.3
Marvin Rankins, NC	14.3

Dan Lavitt (15) Mo	14.4
Tim Roberts, Co	14.5
Ken Spearing (16) Or	14.5

One mile Race Walk	
Rudy Pearson, Wa	7:05.2
Broderick Hoyer, Ks	7:08.1
Brad Bentley, Nv	7:20.4
Stephen Kinsman, NY	7:22.9
Jeff Rhodes (16) Pa	7:24.3
Greg Hilgemeier, Tx	7:25.4

High Jump	
Charles Hatch, Ca	7-0
Rudolph Reavis (16) NY	6-8
Pat Whitright, Mt	6-5
Bruce Beckel, Mn	6-5
Bill Balang, Fl	6-5
Mike Johnson, Tx	6-5

Long Jump	
Dennis Ivory, Md	23-7 1/2
Larry Lowe (16) Ga	23-7
Eugene Collins, Fl	23-6 3/4
Edward Reardon (16) Mo	23-6 1/2
Skip Peterson, Nv	23-5 1/4
Ken McClendon, Co	23-1 1/2

Shot Put (12 pound)	
Ron Klotzer, NJ	63- 0 1/4
George Doehla, In	60- 1 1/2
Wayne Dailey, Ia	58- 4
Jerphy McIlwain, SC	57-10 1/2
Ross Schaffstall, Va	57-10
Paul Gerry, Wa	55- 3

GIRLS EVENTS

100 yard Dash	
MaryLou Jasnoch, Ne (10.7h)	10.8
Chandra Cheeseborough (15) Fl	9
Teresa Baugh (16) Tn	11.0
Bridget Callahan (15) NY	11.1
Carrie Sherman (16) Ms	11.2
Tina Leatherman (16) Md	11.2

220 yard Dash	
Linda Blakely (16) Mi	24.4
Sharon Dabney (16) Pa	24.5
Teresa Baugh (16) Tn	24.7
Marie Nickson, Ca	24.9
Bridget Callahan (15) NY	25.0
Tangye Wallace (16) Fl	25.5

440 yard Dash	
Veronica Venezia (16) Ca	55.2
Betty Deveson (15) Ct	56.2
Sue Latter, Mi	56.4
Chemise Smith (16) Md	56.7
Susan Vigil, NM	57.2
Linda Cornelius, Tx	57.4

880 yard Run	
Johanna Forman (15) Ma	2:12.3
Julie Wise, Md	2:13.9
Cathleen Faughn, In	2:14.0
Cheryl Roulier, Wa	2:14.8
Teresa Caudillo (15) Ca	:15.0
Julie Jennings (15) Mo	2:16.2

One mile Run	
Hilary Noden (16) NJ	4:56.8
Julie Shea (15) NC	4:58.4

Cheryl Garmoe (16) Wa	5:05.0
Kathy Adams (15) Ca	5:06.9
Rhonda Garrison, Tx	5:07.5
Lisa Hamity, Il	5:09.1

100 meter Low Hurdles / 30"	
Yvonne Boone, Ca	13.6
Rhonda Brady (15) In	13.9
Cheryl Kveton, Tx	14.2
Lori Lowery (15) Ks	14.4
Rosalind Anderson (15) Md	4.5

High Jump	
Chris Remmling (15) Ca	5-6
Toni Jones (16) DC	5-6
Cathy Eastridge (16) In	5-6
Vera Schlosser, SD	5-6
Mary Kunkel (15) Mo	5-3
Lisa Uppendahl (16) Or	5-3

Long Jump	
Kathy McMillian (16) NC	19-9
Anita Lee (16) Mi	19-5
Lorraine Ray, Fl	19-2 1/2
Linda Cornelius, Tx	18-4
Kim Moran (15) Ca	18-1
Lisa Thomas (15) Co	17-11 1/2

Discus Throw (1.0 kilogram)	
Lorna Griffin, Mt	143-0
Carla Marney, Ks	131-4
Jackie Gordon, Va	121-6
Marsha Mecklenburg, Wa	121-3
Debra Stephens (16) Oh	120-1
Sue Kobza (15) Nb	119-8

NATIONAL JUNIOR OLYMPIC DECATHLON/PENTATHLON

MANHATTAN, KS - AUG 2 & 3 - FROM SAM GIAMBELLUCA

BOYS SENIOR (16-17) DECATHLON

Dave McDuffie (Tacoma, Wa)	11.3/ 20-10/ 43-0 1/4/ 5-5 3/4/ 52.9	15.6/ 127-3/ 10-6/ 155-4/4:38.9.....6295
Russ Armstrong (Olympia, Wa)	11.7/ 22-3 1/4/ 42-11 3/4/ 6-0/ 59.1	16.9/ 143-8/ 10-6/ 203-0 1/2/ 5:46.8.....6243
Brad Bright (Chanute, Ks)	12.2/ 20-5 1/4/ 40-11 1/4/ 6-0/ 57.8	15.6/ 114-4 1/2/ 12-0/ 169-4/ 5:04.4.....6160
Peter Bossert (Horshan, Pa)	11.9/ 20-1/ 40-0 1/4/ 5-7/ 56.2	16.1/ 135-2/ 13-5 3/4/ 155-3 1/2/ 5:33.5....6114
Scott Janeway (Lawrence, Ks)	11.2/ 21-5 1/2/ 42-11 1/2/ 6-0/ 56.4	18.6/ 110-3 1/2/ 10-6/ 167-9 1/2/ 5:14.1....6072
Jeff Quazza (Cedar Grove, NJ)	12.1/ 19-8 1/4/ 42-4 3/4/ 6-2/ 57.3	15.7/ 119-10/ 9-0/ 172-11 1/2/ 5:08.6....5967

BOYS INTERMEDIATE (14-15) DECATHLON

100m Dash/ Long Jump/ 12# Shot Put/ High Jump/ 400m Dash/ 120y Hurdles-39"/Discus-1.6kg/ Pole Vault/ Javelin/ 1500m Run		
Vin Reilly (Metuchen, NJ)	12.5/ 17-10 1/2/ 33-8 1/4/ 6-0/ 57.6	16.8/ 99-6 1/2/ 12-4/ 120-10 1/2/ 4:43.0....5507
Jeff Jones (Poplar Bluff, Mo)	12.5/ 19-9/ 40-0 1/4/ 6-2/ 59.8	16.5/ 112-10/ 9-0/ 145-3/ 5:14.9.....5498
Randy Scott (Del City, Okla)	12.0/ 17-11 3/4/ 36-9/ 5-7/ 56.2	15.6/ 85-6 / -0-/ 121-11/ 4:57.2.....4796
Randy Hayes (Portis, Ks)	12.9/ 18-0 1/4/ 31-8 3/4/ 5-9/ 62.5	18.1/ 96-0 1/2/ 9-5/ 118-1 1/2/ 5:03.3.....4663

GIRLS INTERMEDIATE (14-15) PENTATHLON

100m Hurdles-30"/ 4kg Shot Put/ High Jump/ Long Jump/ 200m	
Liz Crotty (Belleville, Ill)	.16.7/27-6 1/4/5-2/15-9 3/4/28.0...3102
Cindy Bernard (Salina, Ks)	17.0/32-3 1/2/4-8/16-8/28.5....3041

TIME & SPACE

Best Performers of 1974

STATISTICAL EDITOR — Bill Peck

Lists appearing on these pages show the best outdoor marks known to the compiler. Only marks taken from detailed summaries of complete meets are considered for the regular list, though additional information on "more info needed" performances would be appreciated. Please submit additional results and/or corrections to: STARTING LINE, PO Box 878, Reseda, Ca 91335.

Data in the following lists include (left to right): (1) best time or distance, (2) name of athlete, (3) birth year, if known, (4) home state and (5) date of best mark.

1974 Boys Best Performers List

This is the year-end list for the two youngest Divisions. Additions and corrections will be published in the next issue of S.L., along with the final list for the 12-13 and 14-15 groups (Division III & IV). Under dotted lines are names of younger boys in their group. Birth year follows names of boys whose birthdates are known.

AGE-GROUP BOYS DIVISION I

Compiled by
MARK ZUCKER

DIVISION I includes Boys who have competed in the following age groupings: AAU/9 & Under, J.O./Bantam and similar divisions in other organizations.
- Born in 1964 or later -

*** = Age 6 ** = Age 7 * = Age 8 + = Age 10

50 yard Dash		
6.6	Kenny Brown (65) Pa	6/19
6.7	Eric Coleman (64) Ca	5/11
6.7	Doug Riffel, Ks	6/15
6.7	Jeffery Bradford (64) NJ	6/19
6.8	Dennis Price, Ca	4/27
6.8	Brice Vaughn (64) Ca	5/11
6.8	Pat King (64) DC	7/ 4
6.8	Mike Holt, Tx	7/13
6.8	Kirk Jones, Ca	7/13
6.9	Greg Mays, Ca	3/30
6.9	Eric Sexton, Ks	6/15
6.9	Ron Sampel, Ks	6/22
6.9	Gary Jackson (65) Ca	8/ 2
6.9	Vincent Collins (65) Co	8/ 3
7.0	Anthony Hodges (64) Ca	3/23
7.0	Jeffery Resnick, Ca	4/27
7.0	James Caesar, Ca	5/ 4
7.0	Patrick O'Sullivan (64) Ca	6/22
7.0	Kevin Hill, Va	6/29
7.0	Dan Davis, Ca	7/13
7.0	Louis Cerda (65) Ca	7/13
7.2	*Clifton Scott (65) Ca	5/11
7.2	*Anthony Tucker (65) Ca	7/27
7.2	***Marc Tourville (67) Ca	3/23
Wind-aided: 6.5-Coleman; 6.6-Price 6.9-0'Sullivan		

220 yard Dash		
28.0	Dennis Price, Ca	7/13
28.6	Ron Sample, Ks	6/22
28.8	+James Reynosa (64) Ca	6/ 8
29.1	+Aaron Burns (64) Ca	7/13
29.3	Byron Goodwin (65) Ca	5/25
29.3	+Andrew Flood (64) DC	4/29
29.3	Eric Coleman (64) Ca	7/27
29.3	Douglas Shields (64) Co	8/ 3
29.4	+Bill Ostrye (64) DC	5/ 6
29.4	Brice Vaughn (64) Ca	8/ 3
29.7	Pat King (64) DC	5/26
29.7	Brent Redman, Ks	6/22
29.8	Steve Lux (65) Ca	5/26
29.8	Ritchie Foons, Ks	6/22
30.0	Kraig Lynch, Fl	6/ 1
30.0	*Danial Brunette (64) Ca	6/ 8
30.0	Greg Moser (64) Ca	6/ 8
30.2	+Craig Sherman (64) Ca	6/ 8
30.2	Kevin Gentry, Md	6/22
30.2	Stephen Giarraputo, Ks	6/22
30.3	*Patrick Shields (66) Co	7/13
30.4	*Riley Moore (65) Ca	4/27
30.4	**Todd Lichti (67) Ca	5/ 4
Wind-aided: 29.6-Lux; 30.2-Mark Ownbey (64) Ca		

440 yard Dash		
64.8	Jeffery Bradford (64) NJ	8/ 3
65.8	Tyrone Townsend, Ca	8/ 3
66.0	Steve Lux (65) Ca	8/ 3
66.1	+Douglas Divens (64) Ca	7/13
66.5	Douglas Shields, Co	8/ 3
66.8	+James Toney (64) Ca	6/ 8
67.5	+Danial Brunette (64) Ca	6/ 8
68.0	Swintek, Pa	5/19
68.0	Mark Ownby (64) Ca	6/ 8
68.0	Karl Rivers (65) Pa	6/19
68.0	Joe Van Dyke, Co	7/13
68.2	Robinson, Pa?	6/22
68.2	Mark Henderson, Ks	6/22
68.6	Brent Redmond, Ks	6/22
68.8	Rob Ryerson (64) Md	5/ 4
68.9	Kraig Lynch, Fl	6/ 1
69.0	Reuben Germany (64) Co	7/14
69.2	*Todd Smeriglio (65) Ca	6/ 8
69.4	John Latting (65) Ca	5/26
69.4	*Riley Moore (65) Ca	8/ 2
69.5	Ernest DeLeon, Tx	7/13
69.6	+Andrew Flood (64) DC	5/26
69.6	Darryl Boykin (65) Co	8/ 2
69.8	Greg Russell, Mo	6/14
69.8	----- Ford, Pa?	6/22
71.3	*Anthony Tucker (65) Ca	7/13
72.5	*Ricky Romero (65) NM	6/ 1
75.1	*Chris Dunbar (65) Ca	5/25
76.6	*John Ryan (65) DC	5/26
More info needed (unconfirmed result & unknown site): 67.4-Jim Huber, Md		

660 yard Run		
1:48.0	Steve Lux (65) Ca	8/ 2
1:52.5	Tyrone Townsend, Ca	8/ 2
1:52.8	Karl Rivers (65) Pa	6/22
1:53.6	Payne, Pa?	6/22
1:57.7	Layne Hutchins, Wa	7/13
1:58.1	Robert Cambron (65) Ca	8/ 3
1:58.7	Dewalt, Pa?	6/22
880 yard Run		
2:31.0	John Latting (65) Ca	8/ 3
2:32.0	Rodney Williams (64) Mi	8/ 3
2:32.7	+Douglas Divens (64) Ca	7/13
2:33.2	Karl Rivers (65) Pa	5/19
2:35.6	Jim Huber (64) Md	7/ 4
2:35.7	Joe Sheppard (65) Md	7/ 4
2:35.9	Swintek, Pa	5/19
2:36.0	Tyrone Townsend, Ca	7/13
2:36.0	Yomish, Pa	5/19
2:37.0	Darryl Boykin (65) Co	8/ 3
2:37.1	Robert Ryerson (64) Md	5/19
2:37.8	Gordon Rabing (64) Or	4/20
2:38.5	Ricky Romero (65) NM	8/ 3
2:38.6	Scott Price (64) Wy	8/ 3
2:39.9	Andrew Wills (64) Fl	6/29
2:40.0	Don Franklin, Ca	5/26
2:40.4	Jay Porter, Oh	4/20
2:42.1	Cliff Young, Ca	6/ 8
2:42.7	Alfred Morgan, NM	6/ 1
2:43.9	Dan Perkins (64) NY	5/18
2:44.7	*Carl Wood (65) Ca	6/ 8
2:52.8	*Pat West (65) Ca	7/27
2:53.6	*Tom McKillop (65) Or	6/29
2:55.7	*Chris Unnerstall (66) Md	6/29
2:55.7	*John Wrenn (65) Or	6/29
2:57.0	*Bob Ward (65) Md	5/ 4
More info needed (unconfirmed result & unknown site): 2:46.3-*Joe Russ, Ind; 2:54.3-Unnerstall		

One mile Run		
5:27.9	John Latting (65) Ca	7/14
5:29.9	Karl Rivers (65) Pa	6/ 8
5:31.0	Dan Perkins (64) NY	6/ 8
5:32.9	Joe Sheppard (65) Md	6/ 8
5:36.2	Andrew Wills (64) Fl	6/ 1
5:36.9	Brad Taylor (64) DC	6/ 8
5:37.5	Robert Ryerson (64) Md	5/ 4
5:39.0	*Carl Wood (65) Ca	5/26
5:39.1	Angelo Sakelarios (64) Ca	5/26
5:39.4	+Rodney Williams (64) Mi	8/ 4
5:39.5	Ricky Romero (65) NM	8/ 4
5:42.9	*Joe O'Conner (66) Md?	6/ 8
5:44.7	+Douglas Divens (64) Ca	6/ 8
5:45.9	Jim Huber (64) Md	6/ 8
5:45.9	Tim Manning (64) Md	6/ 8
5:46.3	+Ed Kiley (64) DC	5/26
5:46.5	Ken McMahon (65) DC	5/26
5:46.8	Steve Lux (65) Ca	6/15
5:49.3	Jamie Cunningham (64) Ca	5/26
5:50.8	Jeffery Richardson, Ca	5/11
5:50.9	Michael Meade (65) Ca	5/11
5:50.9	Kevin Behnke (64) Mi	6/ 8

5:51.8	*Gannon Myall (65) Ca	8/ 4
5:51.9	**E.M. Cantalanello (67) NJ	6/ 8
5:54.9	*Joe Ruff (65) In	6/ 8
6:02.9	*Jonathon Beasley (65) In	6/ 2
6:06.4	*Pat West (65) Ca	7/27
6:09.9	*Tom McKillop (65) Or	6/ 8
6:10.9	*Danny Dazey (65) Tx	6/ 1
6:28.8	**Edward Kennedy (66) NY	6/ 8
6:29.9	**Pat Aethon (66) Md	6/ 8
6:30.9	**Mark Kaethon (66) Oh	6/ 2
6:43.9	***Darrin Smith (67) Md	6/ 8

One mile Walk		
8:56.5	Richard Vasquez (65) Ca	6/ 8
8:58.7	Angelo Sakelarios, Ca	6/ 8
9:47.6	Steve Bentley (64) Nv	8/ 3
9:58.0	Danny Rugg (65) Ca	8/ 3
9:58.5	*Pat West (65) Ca	7/27
9:58.6	Mike Bangert (64) Ca	6/ 8

High Jump		
4- 7½	Kyle Hall (65) Ca	7/27
4- 6	Bill Taylor, Ca	6/ 8
4- 6	Stewart Burleson, Tx	7/13
4- 4	Jeff Taton (64) Co	3/31
4- 4	*Kip Evans (64) Ca	5/25
4- 4	Sammy Garza, Tx	7/13
4- 3	Adam Greeley (64) Ca	5/ 8
4- 3	Michael Bird (64) Ca	5/25
4- 2	Robby Zinn, Ks	6/15
4- 1	Bernard Call (64) Mi	5/25
4- 1	Mike Green (64) Ca	8/ 3
4- 0	+David Stafford (64) Ca	5/11
4- 0	Fernando Sanchez (64) Ca	5/ 4
4- 0	Aaron Burns (64) Ca	5/25
4- 0	*Scott Brecker (65) Ca	6/ 8
4- 0	John Ondrasik (65) Ca	6/ 8
4- 0	Robbie Hall, Mo	6/15
4- 0	Kelly Fry, Ks	6/22
4- 0	Howard, Tx	7/13
4- 0	----- Steve Nettleton (64) Wa	7/16
3-10	*Ricky Romero (65) NM	6/23
3- 9	*Clifton Scott (65) Ca	6/22
3- 8	**Todd Lichti (67) Ca	7/11
More info needed (unconfirmed result): 4'3-Call		

Long Jump		
15- 1	Steve Griffith, Pa?	6/22
14- 7½	+Aaron Burns (64) Ca	7/13
14- 6½	Jeffery Bradford (64) NJ	6/22
14- 5	Pat King (64) DC	7/ 4
13-10½	Troy Wolf (65) Co	8/ 3
13-10	----- Dickison, Pa?	6/22
13- 9½	Patrick O'Sullivan, Ca	5/25
13- 9½	D. Lekander, Ca	5/26
13- 9½	Vic Hannah, Ks	6/15
13- 9	Ian Thomas, NY	8/22
13- 8½	Kelly Flack, Ks	6/15
13- 7	John Latting (65) Ca	5/26
13- 7	John Dutton (64) Wa	7/16
13- 6	Doug Riffel, Ks	6/15
13- 5½	Tyrone Townsend, Ca	5/11
13- 5	Robby Zinn, Ks	6/15
13- 4½	Stewart Burleson, Tx	7/13
13- 4½	Frank Armstrong, Fl	6/ 1
13- 4½	Kurt Schenk (64) Wa	7/16
13- 4	Brett Ross (64) Ca	6/ 8
12- 5	**Todd Lichti (67) Ca	7/ 2
11- 8½	*Clifton Scott (65) Ca	4/27
10- 4½	***Marc Tourville (67) Ca	3/23
More info needed (unconfirmed results): 13'5½-Bernard Call (64) Mi		

Baseball Throw		
172-2	Kevin Miller, Ks	6/15
170-4	Bell, Pa?	6/22
170-3	Leonard Larrison, Ks	6/15
169-7	Darin Liston, Ks	6/15
168-2	Steve Nettleton (64) Wa	7/16
165-9	Shawn Leekington, Ks	6/15
163-0	Dewalt, Pa?	6/22
162-6	Joey Wolfel, Mo	6/15
160-9	Scott Ashcraft (64) Or	4/13
160-2	Kirlroy, Pa?	6/22

Shot Put (6 pound)		
25- 3	*Deron Lord (65) Ca	7/ 3
24-1½	Mike Jones, Co	7/13
22-8½	Don Kolkmeier, Il	7/27
22-2	Kevin Rutherford (65) Ca	7/24
21-11	*Greg Male, Mo	6/29
21-9	*Greg Gowing, Mo	6/29

4 x 110 yard Relay		
54.9	Long Beach Lancers, Ca	5/25
55.5	Valley Vikings, Ca	5/25
56.5	Compton Jr Striders, Ca	5/25
57.3	Morris Estate TC, Pa	8/ 3
57.6	Denver Police AL, Co	8/ 3
57.8	No Vly Golden Bears, Ca	6/ 8

AGE-GROUP BOYS DIVISION II

Compiled by
Max Zucker

DIVISION II includes Boys who have competed in the following age groupings: AAU/10 & 11, J.O./Midget, and similar divisions in other organizations.
- Born in 1962 or later -

* = Age 10 + = Age 12

50 yard Dash

6.3	Danny Dunson, Va	6/29
6.4	Clinton Armstrong, Or	6/ 2
6.4	Mike Jackson (63) Wa	7/16
6.4	Lonnie McKinstry (62) Wa	7/16
6.4	Darrell Grissum (63) Az	8/ 3
6.5	John Steen, Or	6/ 2
6.5	Tracey Bailey, Or	6/ 2
6.5	Corky Hicks, Mo	6/15
6.5	Todd Norris, Ks	6/15
6.5	Quinn Brown, Ks	6/15
6.5	Philip Kirby, Va	6/29
6.5	Kenneth Holt, Tx	7/13
6.5	Kenneth Brock (62) Az	8/ 3
6.6	*Eric Coleman (64) Ca	8/ 2
6.6	*Peter Fisher (63) Ca	8/ 3

100 yard Dash

11.3	Darryl Lee, Ca	5/25
11.5	Stanley Thompkins (62)Fl	6/ 1
11.7	Joe McCall, Fl	6/ 1
11.7	Bryan White (62) Co	6/23
11.7	Darrell Grissum (63) Az	8/ 3
11.8	*David Rodigo (63) Ca	5/ 4
11.8	Scott Friend (62) Ca	5/ 4
11.8	Emil Armstrong, Ca	5/ 4
11.8	*Gary Stenlund (62) Ca	7/13
11.8	Demetrius Edwards (62)Ca	7/13
11.8	Randall Morris, Ca	7/13
11.8	B. Martin, NY	8/17
11.9	Dana Ault, Ks	6/15
11.9	*Vincent Miller (64) Co	6/15
11.9	Carlos Alexander, Md	6/22
11.9	Darren Henderson, DC	6/22
11.9	Keith Pettigrew, DC	6/22
11.9	Danny Dunson, Va	6/29
11.9	Rick Nanas (62) Ca	8/ 3
12.0	Jeff Degallier (62) Wa	4/20
12.0	Robert Williamson, Fl	5/19
12.0	Edwin Cambridge, Fl	6/ 1
12.0	Tom Grasty, Pa?	6/22
12.0	Brian Topper, Md?	6/22
12.0	Daryl Zwick, Ca	6/22
12.0	Anthony Burns (62) Ca	7/13
12.0	*Glenn Wellman (63) Ca	7/13
12.0	Mike Jackson (63) Wa	7/16
12.0	Tim Simmons (62) Oh	8/ 2
12.0	D. Estes, Va	8/17
12.2	*Roderick Emery (64) Ca	5/11
12.2	*Thayne Murray (63) Ks	6/29
12.4	*Ken Taylor (63) Ca	5/ 4
12.4	*Willie Goldsmith, NM	6/ 1
12.7	*Scott Coffin (63) Ks	6/29
12.7	*Herbert Lacassagne (63) La	8/ 2

220 yard Dash

26.4	*Richard Hayashida (62)Ca	7/13
26.5	Stanley Thompkins (62)Fl	6/ 1
26.7	Scott Friend (62) Ca	4/27
26.9	Joe McCall, Fl	5/19
27.0	Darryl Lee, Ca	5/25
27.1	Darrell Powell, Md	6/22
27.1	Brian Topper, Md?	6/22
27.1	Randall Morris, Ca	7/13
27.3	Dean Smith, Md	6/22
27.3	Keith Pettigrew, DC	6/22
27.3	Leroy Harris (62) Co	8/ 4
27.5	J. Hisermare, Ca	4/27
27.5	Reginald Presley, Fl	6/29
27.5	Rick Nanas (62) Ca	8/ 3
27.6	*David Rodigo (63) Ca	4/27
27.6	Lester Lyles (62) DC	5/19
27.6	Dana Ault, Ks	6/15
27.6	Eric Adams, Ca	7/13
27.6	Kenneth Brock (62) Az	8/ 4

27.7	Jeff Clark, Pa	6/19
27.7	Tim Moran, Md?	6/22
27.7	Demetrius Edwards (62)Ca	7/13
27.8	Jeff DeGallier (62) Wa	4/20
27.8	*Willie Goldsmith (63) NM	6/ 1
27.8	*Vincent Miller (64) Co	8/ 3
28.1	*Thayne Murray (63) Ks	6/15
28.2	*Aaron Burns (64) Ca	8/ 3
28.3	*Roderick Emery (64) Ca	4/27
28.7	*David Oliver (63) Ca	5/26
28.8	*Jon West (63) Ca	5/11
28.8	*Mike Rutherford (63) Ca	5/26
28.9	*Peter Fisher (63) Ca	5/11
28.9	*Herbert Lacassagne (63) La	8/ 3

Wind-aided: 27.0-Kurt Dixon (62) Ca
27.3-Nanas; 27.7-Mark Fields (62)
Ca and Edwards

440 yard Dash

59.8	Ernest McComb (63) NJ	8/ 3
59.9	Leroy Harris (62) Co	6/23
59.9	Scott Carrethers (63) NM	6/23
60.5	Scott Friend (62) Ca	5/26
61.2	Carl Bell, Mo	5/18
61.4	Joe McCall, Fl	5/19
61.7	Lester Lyles (62) DC	5/26
61.7	*Richard Hayashida (62)Ca	6/ 8
61.8	*Roderick Emery (64) Ca	8/ 3
62.9	Cleotis Lewis (62) Co	7/13
63.0	Tim Talbert, Ks	6/22
63.1	Victor Townsend, Ca	5/25
63.3	Steve Brown (62) Ks	6/22
63.4	Dana Ault, Ks	6/22
63.5	Robert Williamson, Fl	6/ 1
64.0	*Wendell Sells (63) Ca	4/27
64.0	Dean Smith, Md	7/ 4
64.2	Russell Bird (62) Ca	6/ 8
64.2	*Don McDaniels (62) Ca	6/ 8
64.3	*Desmond Bunting (63) Ca	5/26
64.3	Andy Rice, Mo	6/22
64.3	David Wood (62) Ca	8/ 6
64.4	Richard Sanchez, Ca	5/11
64.5	Bryan White (62) Co	7/13
65.2	*Andrew Flood (64) Md	8/ 2
65.3	*Kenny Dent (63) Ca	5/11
66.0	*Jim Scattini (63) Ca	5/23
66.6	*Bret Meehan (63) Ca	5/25
67.3	*Jon West (63) Ca	5/27
67.5	*Kevin Gregg (63) Ca	5/ 4
67.5	*Gordon Rabing (64) Or	6/29
67.5	*Dean Rocky (64) Wa	7/16

More info needed (unconfirmed result & unknown site): 62.9-Keith Gentry (62) Md

880 yard Run

2:18.1	Ernest McComb (63) NJ	8/ 2
2:20.7	Cleotis Lewis (62) Co	8/ 3
2:25.0	Tom Krause (62) Ca	7/13
2:25.1	*Don McDaniels (62) Ca	6/ 8
2:25.1	*Craig Hall (63) Md	8/ 3
2:25.2	David Neidorf (62) Ca	8/ 3
2:25.6	Dave Marsons, Ca	5/26
2:25.6	Ted Campbell (62) Wa	8/ 2
2:25.6	Desmond Bunting (63)Ca	8/ 2
2:26.0	Mike McIntyre, Ca	6/ 8
2:26.4	*Jim Scattini (63) Ca	6/ 8
2:27.0	Jeff Lewis (62) Or	5/11
2:27.1	R. Deeds, DC	7/ 4
2:27.7	Steve Burke (62) Ca	4/27
2:27.9	David Wood (62) Ca	6/ 8
2:28.1	Michael Fassl (62) Ca	6/ 8
2:28.2	Frank Morgan, NM	5/25
2:28.2	*Ricky Brown (62) Ca	6/ 8
2:28.2	*Jim Kelley (63) Ca	6/ 8
2:28.2	Mark Harrell, Or	6/29
2:28.2	Raymond Cook (62) Ca	8/ 3
2:28.4	Doug Bergman (62) Or	5/11
2:28.6	Kevin Monsey, Wa	6/29

2:30.1	*David Trusel (63) Ca	6/ 8
2:30.2	*Elridge Alexander (64) Fl	6/1
2:30.8	*Charles Jackson (64)DC	8/ 2
2:31.5	*Mike Assumma (63) Ca	8/ 2
2:33.0	*Gordon Rabing (64) Or	6/29
2:34.3	*Scott Kannenberg (63) Co	8/ 2
2:34.5	*Doug Dunbar (63) Ca	5/11
2:35.0	*Daven Chun (64) Hi	8/ 2
2:36.5	*Tom Ray (64) Or	5/11

One mile Run

5:06.9	Lester Lyles (62) DC	6/ 8
5:08.5	Steve Burke (62) Ca	5/26
5:09.4	Gene Mirkin (62) Md	6/ 8
5:09.9	Johnny Alexander (63)Fl	6/12
5:12.6	Raymond Cook (62) Ca	6/ 8
5:12.9	John Kanter (62) Fl	6/12
5:13.7	Harold Tinsley (63) Al	6/ 1
5:14.8	David Wood (62) Ca	8/ 4
5:15.4	Mike McIntyre, Ca	5/11
5:15.9	Chris Sherwin (63) Md	6/ 8
5:16.4	*Eric Vielbig (62) Ca	6/ 8
5:17.9	Craig Bartsch (62) NJ	6/ 8
5:18.2	Paul Vandersteen (63) In	5/25
5:18.5	*Jim Kelley (63) Ca	6/ 8
5:19.9	Reggie Dees (63) DC	6/ 8
5:20.4	*Paul Rauch (62) Ca	6/ 8
5:21.0	*Jimmy Hunter (63) Fl	3/29
5:21.3	*Jim Scattini (63) Ca	5/23
5:21.4	Doug Bergman (62) Or	6/ 8
5:21.8	Tom Krause (62) Ca	7/13
5:22.2	Lee Dumont, Ca	5/26
5:22.2	*Mike Assumma (63) Ca	8/ 4
5:22.4	*Louis McClendon (63)Mi	5/25
5:22.9	James Gardiner (63) NY	6/ 8
5:24.8	*Daven Chun (64) Hi	8/ 3
5:24.9	*Craig Hall (63) Md	6/ 8
5:26.0	*Charles Jackson (64)Md	5/19
5:26.0	*David Trusel (63) Ca	8/ 4
5:26.5	*Donald Aviles (63) Ca	5/ 4
5:26.9	*Elridge Alexander, Fl	3/29
5:29.7	*Tom Owen (63) Ca	5/26
5:33.9	*Gordon Rabing (64) Or	6/ 8
5:34.9	*Ted Good (64) Md?	6/ 8
5:35.0	*Chris Caudell (64) Mi	5/25
5:35.9	*Terry Thorn (63) Ga	6/ 1
5:35.9	*Robert Wasson (63) NY	6/ 8

More info needed (unconfirmed result): 5:10.7-Tinsley

One mile Walk

8:46.3	Greg Bentley (62) Nv	5/26
8:50.9	Nick Sakelarios (62)Ca	8/ 3
9:03.0	Travis Veon (63) Ca	8/ 3
9:04.1	*Angelo Sakelarios (64)Ca	8/3
9:07.1	George Vasquez (62) Ca	4/27
9:30.5	*Mike Assumma (63) Ca	8/ 3

High Jump

5- 2	Ted Campbell (62) Wa	7/15
5- 0	*Wendell Sells (63) Ca	5/26
5- 0	Russell Bird (62) Ca	8/ 3
5- 0	Jeffrey Frommer (62) Co	8/ 3
4-11 $\frac{1}{2}$	Craig Madill, Ks	6/15
4-11	*Benny Sells (62) Ca	5/23
4-11	*Tom Stevens (62) Ca	6/ 8
4-11	B. Brigham (62) Ca	6/ 8
4-10 $\frac{1}{2}$	Scott Millstead (62) Ca	6/ 8
4-10 $\frac{1}{2}$	Rick Nunnely (62) Ks	6/15
4-10	*Jonathan Lieberman (62) Ca	6/ 8
4-10	Todd Ramage, Ks	6/15
4-10	Daryle Cuquet (62) La	8/ 3
4- 9 $\frac{1}{2}$	Jack Johnson (62) Mi	5/25
4- 9	John Queen, Ks	6/15
4- 9	John Starnes, Tx	7/ 6
4- 8 $\frac{1}{2}$	*Lex Ludtke (63) Wa	6/23
4- 8	Joe See (62) Ca	4/27
4- 8	Cliff Yost, NM	5/18
4- 8	Robert Rayhill (62) Co	8/ 3
4- 7 $\frac{1}{2}$	*Jeff Taton (64) Co	7/14
4- 7	Mark Zanowick, Oh	5/25
4- 7	Harold Ahola, Ca	6/ 8
4- 7	Mark Harrell, Or	6/29

4- 6	*Curt Cook (63) Ca	7/27
4- 6	*Greg Brown (63) Or	4/13
4- 4	*David Dayan (63) Ca	5/11
4- 4	*Willie Goldsmith (63) NM	6/ 1
4- 4	*Todd Schantze (63) Co	6/23
4- 2	*Bret Meehan (63) Ca	6/22
4- 2	*Eric Running (63) Or	6/29

Long Jump

16- 5 $\frac{1}{2}$	*James Williams (63) Ca	7/13
16- 3 $\frac{1}{2}$	Victor Scott, Mo	6/15
16- 3	Robert Williamson, Fl	6/ 1
15-11	Bradley Meinhardt (62) Ga	4/27
15-10 $\frac{1}{2}$	Ronnie Parker, Va	6/29
15-10 $\frac{1}{2}$	Bryan White (62) Co	6/23
15-10	Jay Jones, Ne	5/30
15- 8	David Neidorf (62) Ca	5/25
15- 8	Reginald Presley, Fl	6/29
15- 8	Jay Diamond, Md	8/17
15- 7 $\frac{1}{2}$	Jack Johnson (62) Mi	8/17
15- 7 $\frac{1}{2}$	Zelda Walker, Tx	7/13
15- 6 $\frac{1}{2}$	B. Brigham (62) Ca	4/27
15- 6 $\frac{1}{2}$	Claude Rodriguez (63)La	8/ 3
15- 6	Randy Blumenhurst, Ks	6/22
15- 4 $\frac{1}{2}$	McIntyre, Oh	7/ 6
15- 4	Troy Stoudermire, Il	7/27
15- 3 $\frac{1}{2}$	Raymond Holland (63) Ca	6/ 8
15- 3	Dennis Stefani, Or	6/ 2
15- 3	Lee Olden, Ca	7/23
15- 2 $\frac{1}{2}$	Ty Joliff, Mo	6/15
14-10 $\frac{1}{2}$	*Mike Sherrard (63) Ca	5/26
14-10 $\frac{1}{2}$	*Aaron Burns (64) Ca	7/27
14- 9 $\frac{1}{2}$	*Roderick Emery (64) Ca	5/25
14- 3 $\frac{1}{2}$	*David Dayan (63) Ca	5/11
14- 2 $\frac{1}{2}$	*Gary Lekander (63) Ca	4/27
14- 2 $\frac{1}{2}$	*Gerard Alchin (63) Fl	5/29

Wind-aided: 16'2 $\frac{1}{2}$ -Neidorf; 15'8 $\frac{1}{2}$ -Holland; 15'5"-Victor Townsend, Ca; 15'4 $\frac{1}{2}$ -Jim Villanueva (62) Ca; More info needed (unconfirmed result): 15'3 $\frac{1}{2}$ -*Joe Smith (63) Ks

Triple Jump

32-2 $\frac{1}{2}$	*Scott Coffin (63) Ks	6/29
31-6 $\frac{1}{2}$	Scott Millstead (62) Ca	5/26
31-1 $\frac{1}{2}$	Lamont Robinson, Mo	6/15
31-1	*David Oliver (63) Ca	4/27
30-4 $\frac{1}{2}$	Vince Mosley, Mo	6/15
30-4	*Edward Gerard (64) Ca	4/27
30-3 $\frac{1}{2}$	John Butler, Mo	6/22
30-3 $\frac{1}{2}$	*Joe Smith, Ks	6/22
29-8 $\frac{1}{2}$	Dave Mirgilo, Ca	5/26
29-7 $\frac{1}{2}$	*Mike Sherrard (63) Ca	5/26
29-7	Tim O'Donnell (63) Ca	3/23
29-4	*Bill Britain, Ks	6/29

Wind-aided: 33'6"-Wendell Sells (63) Ca; 30'7 $\frac{1}{2}$ -*Billy Kemp (63) Ca; 30'2"-*Sherrard

Shot Put (6 pound)

43- 2 $\frac{1}{2}$	Warren Sapp (62) Ca	8/ 3
40-10	*Jim Banich (63) Co	8/ 3
40- 2 $\frac{1}{2}$	Randy Blumenhurst, Ks	6/22
39- 4 $\frac{1}{2}$	Jim Roberts (62) Ca	7/13
37- 3 $\frac{1}{2}$	Fulton, Pa	5/19
36- 6 $\frac{1}{2}$	Alan Cockrell, Ks	6/15
36- 1	Bill Miller, Ks	6/22
36- 0	David Olson, Mo	6/22
35- 9 $\frac{1}{2}$	Alan Ursery, Mo	5/18
35- 7 $\frac{1}{2}$	Brett Holden, Ca	5/25
35- 7	Scott Barnhart, Ks	6/15
34- 5	Scott Bolton (63) Ca	6/22
33- 4 $\frac{1}{2}$	Willie Harris, Mo	6/15
32-11 $\frac{1}{2}$	David Cowell (62) Ca	8/ 3
32- 8	Cliff Hamilton, Ca	5/25
32- 6 $\frac{1}{2}$	Radevic, Pa	5/19
32- 5	Jim Villanueva (62) Ca	6/ 8
32- 5	Scott Lomes, Il	7/27
32- 4 $\frac{1}{2}$	D. Bingenheimer, Il	7/27
32- 2 $\frac{1}{2}$	Carril Tohait, Il	7/27
31-11 $\frac{1}{2}$	Anthony Elwards, Mo	6/15
31-11 $\frac{1}{2}$	Mark Zanowick, Oh	5/25
31- 3 $\frac{1}{2}$	Jay Jones, Ne	5/30
31- 3 $\frac{1}{2}$	Dean Biasucci, Fl	6/ 1
31- 2 $\frac{1}{2}$	Aaron King (63) Ca	6/ 8

1974 Girls Best Performers List Compiled by Bill Peck

Girls have been placed in their respective age groups according to the generally accepted international system. A girl, whose age group is determined by her age on January 1, 1974 (for purposes of these lists), is assumed to remain in the same age group throughout the entire calendar year, no matter what type (s) of meets she competes in. This does not preclude a single mark from placing a girl on more than one age-group list (if it qualifies) since only the upper age limit of the group is defined.

In cases where the girl's birthdate is known, her birthyear follows her name in parentheses. In most events, names of younger girls of the age group have been added...even though they may not have qualified for the regular list. Birthdates on additional athletes would be greatly appreciated...from any source.

This is the final girls list for the year for the two youngest age divisions, though additions will be printed in the next issue of Starting Line and additional information will be greatly welcomed for the 1975 Starting Line Handbook, especially from such areas as New Mexico, Illinois, northern California and other areas where results have been meager so far this season. Please submit complete meet results and full data when sending corrections and/or additions.

COMPILED FROM RESULTS RECEIVED AS OF SEPT 5, 1974

GIRLS Age-Group DIVISION I

GIRLS BORN IN 1964 or LATER

DIVISION I included the following age groupings:

AAU - 9 & Under Division; JO - Bantam Division; Canadian - Tyke Division; JC - 7 & 8 Division

(* = eight year-old; + = ten year old)

100 yd/100 meter Dash (m = 100m time)

12.4	LaTanya Dawkins (64) Ca	4/6
12.5	*Stacey Granger (65) Ca	6/30
12.6	Shelia Scott, Fl	5/25
12.7	Gina Betrice, Ca	6/1
12.7	Renee Henderson (64) Pa	6/9
12.7	+Carin Moore (64) Wa	7/16
12.8	Zina Thomas, Fl	5/11
13.0	Stacy Ingram, Pa	6/9
13.0	Brenae Burton (64) Mi	6/15
13.1	Rosalind Fudge, Oh	5/18
13.1	Denise Mitchell, Ca	5/18
13.1	Michelle Doolittle (64) Ca	5/18
13.1	Kaleigh Baldwin, Pa	6/22
13.2	Tanya King, Mi	5/18
13.2	Marsha Allen, Fla	5/25
13.2	Carla Logan, Md	6/22
14.2m	+Carin Moore (64) Wa	8/4
13.3	**Jewell Baty (66) NM	4/20
13.4	*Pam Watson, Pa	6/22
13.5	*Leigh Mann (65) Oh	6/15
13.6	*Tanya Granger (66) Ca	6/30

Wind-aided: 12.9-Doolittle; 13.4-Kim Gallagher (64) Pa & Cheri Geier, Il & +Elizabeth Lucchesi (64) Ca;
More info needed (unknown wind and site or questionable competition): 13.3-Donny Boffey, Co; 13.4-Frankie Baker (64) Ms & A.Sundberg, Ne & Sharon Adams, Co

200 meter/220 yd Dash (m = 200m time)

28.3	LaTanya Dawkins (64) Ca	5/26
28.9	+Robin Wormsley (64) Pa	6/30
29.0	Brenae Burton (64) Mi	6/15
29.1	Zina Thomas, Fl	5/11
29.2	Shelia Scott, Fl	5/25
29.2	*Stacey Granger (65) Ca	6/30
29.2m	+Carin Moore (64) Wa	8/3
29.4	Kim Gallagher (64) Pa	4/28

29.5	Kaleigh Baldwin, Pa	4/28
29.5	Patrice Law, Fl	5/11
29.5	P. Sapp, Fl	5/11
29.6	Denise Mitchell, Ca	5/26
29.6	Lou Ann Hughes (65) Pa	6/15
30.0	Rachel Danduran (64) Oh	5/18
30.0	Cherie Reed, Fl	5/25
30.0	Renee Henderson (64) Pa	6/9
30.1	Alesia Cox, Ks	6/22
30.2	Stacy Ingram, Pa	6/9
30.3	Alicia Barber, Ks	6/15
30.4	Pat Garcia, Ca	3/23
30.4	Gervaise McGraw, Ca	4/7
30.5	Katrina Weeks, Ms	6/8
31.9	**Tanya Granger (66) Ca	5/26

Wind-aided: 30.3-Dana Goetz (64) Ca & Kristi Hensgen (64) Ca;

400 meter/440 yd Dash (m = 400m time)

62.7	+Robin Wormsley (64) Pa	6/9
63.8	LaTanya Dawkins (64) Ca	6/30
66.1	Brenae Burton (64) Mi	6/15
67.3	Shelia Scott, Fl	3/23
67.8	Andrea Kirkorn (64) Ca	4/27
67.8	Kaleigh Baldwin, Pa	6/22
67.9	Rachel Danduran (64) Pa	5/18
68.7	Sharon Hatfield, Ca	3/24
68.9	Frankie Baker (64) Ms	6/30
69.2	Lisa Stary (64) Ca	6/1
69.3	Donna Boffey, Co	3/24
69.3	Gervaise McGraw, Ca	4/7
69.6	+Dana Goetz (64) Ca	6/8
69.4m	+Carin Moore (64) Wa	8/3
69.9	Denise Mitchell, Ca	5/26
69.9	Denise Davis, Pa	6/22
70.1	Pat Garcia, Ca	3/24
70.3	*Kendra Smartt (65) Mi	6/15
70.8	Lisa Elliot, Ca	6/30
70.9	P. Watson, Pa	6/22
71.3	*Leigh Mann (65) Oh	6/15
72.5	*Davida Jackson (65) DC	5/26

More info needed (unconfirmed results, unknown facilities): 67.8-Moore; 69.0-Boffey

880 yard Run

2:28.2	+Andrea Kirkorn (64) Ca	6/1
2:32.3	Laura Craven (64) Oh	5/18
2:32.9	Kim Gallagher (64) Pa	4/7
2:34.0	Suzanne Martinez (64) Ca	6/30
2:34.4	+Dana Goetz (64) Ca	6/8
2:36.5	Brenae Burton (64) Mi	5/18
2:38.4	Victoria Cook (64) Ca	5/26
2:39.5	Wendy Bigham (64) Ca	6/1
2:39.5	Frankie Waters (64) Ca	6/1
2:39.5	Jeani Fuller (64) Ca	6/30
2:40.3	Kaleigh Baldwin, Pa	4/28
2:40.3	Dee Dee Jones (65) Ca	6/30
2:40.7	Rebecca Engleman, Ca	6/30
2:41.0	*Bobbi Gallegos (65) NM	3/24
2:41.3	Joann Chatterton, Az	3/24
2:41.9	Lisa Anetsberger (64) Az	5/11
2:42.2	*Davida Jackson (65) DC	6/9
2:43.2	*Ann Crawford (65) Ca	6/1
2:43.4	Cindy Nunez (64) Ca	4/28
2:44.2	Lisa Stary (64) Ca	5/28
2:48.8	*Kendall Anno (65) Ca	6/1
2:49.2	*Rhonda Weddle (65) Az	5/11

More info needed (questionable time and facilities): 2:42.0-Crawford; 2:48.0-Anno

One mile Run

5:26.5	+Victoria Cook (64) Ca	6/30
5:33.5	+Angela Johnson (64) Ca	6/1
5:34.7	Kim Gallagher (64) Pa	6/8
5:35.9	+Cimi Ruderman (64) Ca	6/15
5:40.6	Suzanne Martinez (64) Ca	6/8
5:40.7	Laura Craven (64) Oh	6/2
5:44.8	*Davida Jackson (65) DC	6/8
5:45.2	Rachel Danduran (64) Oh	6/2
5:46.9	Jeani Fuller (64) Ca	6/15
5:50.2	+Sharon Hatfield (64) Ca	6/15
5:52.2	Denise Davis (64) Pa	6/8
5:57.8	Diana Braswell (64) Ca	6/8
5:59.5	Sherri Graham (65) Va	6/8
5:59.8	Brenae Burton (64) Mi	6/8
6:08.5	*Lauren Miskimins (65) Ca	6/8
6:22.8	*Kendra Smartt (65) Mi	6/8
6:40.7	**Caryn Watson (66) Pa?	6/8
7:00.8	**Karen Gilson (67) DC	5/26

High Jump

4-5	+Natalia Quilon (64) Ca	6/8
4-5	Jeanne Faust (65) Ca	6/30
4-4	Kristi Hensgen (64) Ca	6/8
4-4	+Nadine Dahm (64) Oh	6/15
4-3	Lisa Stary (64) Ca	4/28
4-0 $\frac{1}{2}$	Kathy Rackard, Fl	6/1
4-0 $\frac{1}{2}$	Grechen Munn (64) Az	6/3
4-0	Rena Brown (64) Mo	5/18
4-0	Dee Dee Jones (65) Ca	6/1
4-0	Janice Bowie (64) Ca	6/30
3-11 $\frac{1}{2}$	Cheryl Harding (64) Wa	4/20
3-11	Ellen Berthot, Az	4/7
3-11	Debra Johnson, Ks	5/31
3-10 $\frac{3}{4}$	*Rhonda Weddle (65) Az	6/3
3-10	Tricia Fogarty, Il	6/14
3-10	Lynn Lager (64) Mi	6/15
3-10	Christie Cheng, Ks	6/15
3-10	+Carin Moore (64) Wa	8/4
3-9	Charisse Grant, Co	6/15
3-9	Chris Van Felt (65) Wa	7/16
3-9	Kristen Barry, Wa	7/27
3-8 $\frac{1}{2}$	Debbie Goolie, Wa	7/13
3-7	*Linda Terrell (65) Az	4/7
3-7	*Sheri Couschay (65) Ca	6/8

More info needed (unknown site or questionable competition and facilities): 4'4"-Harding; 4'2"-Brown; 4'0"-Carin Moore (64) Wa; 3'11 $\frac{1}{2}$ "-Laura Heizman, Ca; 3'9 $\frac{1}{2}$ "-Hentges, Ca; 3'9"-Wright, Tx; 3'8 $\frac{1}{2}$ "-Gooding, Ca; 3'6"-*Nancy Cratensberg (65) Wa

Long Jump

14-4 $\frac{1}{2}$	Dana Dahlke (64) Ca	6/1
13-4	Theresa Beach, Az	4/20
13-1	+Carin Moore (64) Wa	8/11
12-11 $\frac{1}{2}$	*Leigh Mann (65) Oh	6/15
12-10 $\frac{1}{2}$	Angie Stephens, Ks	6/22
12-10 $\frac{1}{2}$	Sharon Hatfield, Ca	3/24
12-9 $\frac{1}{2}$	Janice Bowie (64) Ca	6/30
12-8 $\frac{1}{2}$	Kim Gallagher (64) Pa	6/22
12-6 $\frac{1}{2}$	Gretchen Munn (64) Az	5/25
12-5 $\frac{1}{2}$	Kim Merrell, Ks	6/15
12-4 $\frac{1}{2}$	+Sherrie Sharpe (64) Pa	6/9
12-4 $\frac{1}{2}$	Lynn Lager (64) Mi	7/13
12-3 $\frac{1}{2}$	Susan Canizales, Az	5/25
12-3	Ellen Berthot, Az	4/7
12-1	E. Ledger, Pa?	6/22

Wind-aided: 12'3 $\frac{1}{2}$ "-Louise Hopkins, Ms & +Elizabeth Lucchesi (64) Ca; 12'2 $\frac{1}{2}$ "-Joan Arabee, La; More info needed (unknown wind, questionable measurement or facilities): 14'3"-Kathy Rackard, Fl; 14'1 $\frac{1}{2}$ "-Shelia Scott, Fl; 13'8"-Cherisse Grant, Co; 13'6 $\frac{1}{2}$ "-Keri Harris, Tx; 12'8"-Sharon Thompson, Fl; 12'7"-Daniel, Oh? & Cathy Rabalais, Tx; 12'5 $\frac{1}{2}$ "-Burnett, Pa; 12'5"-T.Briglia, Pa & Cheri Geier, Il; 12'4 $\frac{1}{2}$ "-Lisa Cole, Fl; 12'3"-Diane Cox, 7/6; 12'2"-Becky Hartzell (64) Wa

Baseball Throw

150-5	Dee Dee Jones (65) Ca	7/5
149-9	T. Johnson, Pa?	6/22
146-1	Laurie Lucero, Az	5/25
136-0	Monica Johnson (64) Az	6/19
134-2	Sharon Hatfield, Ca	4/6
132-9	Rena Brown (64) Mo	5/25
131-5	C. MacInnes, Pa?	6/22
130-3	Fonda McCree, Ca	7/5
129-4	Debbie Koffel (64) Or	4/13
127-1	Shannon Strickland, Wa	7/16
126-6	Roxie McKee, Ks	6/22
126-5	Joyce Rufener, Ks	6/22
126-0	Lisa Blackburn, Ca	7/5
123-5	Tammy Adams, Mo	5/25
122-10	Stephanie Coe (64) Mi	7/13
122-9	Debbie Goolie, Wa	6/15
122-5	Gervaise McGraw, Ca	4/6
121-1	Vickie Fisher, Co	6/15
121-1	M. Schneider, Pa?	6/22
121-0	*Tammy Bradford (65) Az	4/7
117-0	*Rhonda Weddle (65) Az	6/19

Triathlon (High J/100m/Baseball Th)

849 pts	*Rhonda Weddle (65) Az	6/3
(3-10 $\frac{1}{2}$, 16.0, 100-0)		
819 pts	Tammy Adams, Mo	5/25
(3-6, 15.4, 123-5)		
804 pts	Grechen Munn (64) Az	6/3
(4-0 $\frac{1}{2}$, 15.9w, 69-7)		
753 pts	Rena Brown (64) Mo	5/25
(3-6, 16.2, 132-9)		
655 pts	Joan Cowperthwait, Az	6/3
(3-4 $\frac{1}{2}$, 15.8, 106-6)		
643 pts	Ellen Berthot, Az	6/3
(3-6 $\frac{1}{2}$, 16.0w, 87-7 $\frac{1}{2}$)		

BEST MARKS IN OTHER EVENTS

50 yard Dash

7.0	Ingrid Tyree, Ks	6/15
7.1	Gloria Veals, Ms	6/8
7.2	Carla Linear, Mo?	6/15
7.3	Frankie Baker, Ms	6/8
7.3	+Nancy Tuck (64) Wa	7/16

880 yard Walk

4:32.8	Andrea Bunting, Ca	6/30
4:33.5	Victoria Cook (64) Ca	5/18
4:40.7	Nora Gonzales, Ca	6/30
4:42.3	Lisa Inloes, Ca	6/1
4:48.9	Libby Bangert, Ca	6/30
4:49.5	Kim Salinas, Ca?	6/30

One mile Walk

8:24.7	+Victoria Cook (64) Ca	6/30
10:26.5	Nora Gonzales, Ca	5/11

660 yard Run

1:48.7	Kim Gallagher (64) Pa	6/22
1:57.3	L. Williams, Pa?	6/22
1:59.6	Sally Niemic, Wa	6/1

GIRLS Age-Group DIVISION II

GIRLS BORN IN 1962 OR LATER

Division II includes the following age groupings:

AAU - 10-11 Division; JO - Midget Division
Canadian - PeeWee Division; JC - 9-10 Division

(* = ten year old; + = twelve year old)

100 yard Dash

11.5	+Nedra Simpson (62) Tx	2/23
11.6	Portland Ford (62) Pa	6/9
11.6	*Gina Hayes (63) Ks	6/15
11.6	Val Crawford (62) Pa	6/22
11.6	Jean Defresne, Mo	6/22
11.7	Dana Ginavan, Ks	6/15
11.8	Tara Mastin, Mo	6/15
11.8	+Tanya Willis (62) Ca	6/30
11.9	Cynthia Rhodes (62) Az	5/25
11.9	Patience Young, Md	6/9
12.0	Sherill Tapin, Ca	5/18
12.0	Shelly Roberts (62) Ca	5/18
12.0	+Rose Richardson (62) Pa	6/9
12.0	Karen Pulliam, Ks	6/15
12.0	Melanie John, Ks	6/15
12.1	Joyce Bowie (62) Ca	2/16
12.1	Pat McFall (62) Ca	2/16
12.1	Pamela Daniels, Fl	5/11
12.1	Farah Brown (62) Fl	6/1
12.1	Rhonda Clay (62) In	6/19
12.1	Ophelia Thomas, Md?	6/22
12.3	*Tina Scott (63) Ca	3/23
12.3	*Kim Mickins (63) Fl	5/11
12.5	*Lisa Nesbitt (63) Ca	2/16
12.5	*L. Green (63) Pa	6/9

Wind-aided: 11.5-Willis; 11.8-Clay
11.9-Bowie & Richardson; 12.0-Lori
Burton (62) Ca & Anita Carter (62)
Ca; 12.1-Elaine McKenna, Ca; More
info needed (unknown wind & facili-
ties): 11.5-Roberts; 12.1-Austin,
Ca & S.Hyde, Neb

220 yard Dash

25.6	+Nedra Simpson (62) Tx	3/16
26.0	+Janet Ballard (62) Ca	5/26
26.7	Cynthia Rhodes (62) Az	5/25
26.7	+Tanya Willis (62) Ca	5/26
26.7	Jean Defresne, Ks	6/22
26.9	Portland Ford (62) Pa	6/9
27.0	Patience Young, Md?	6/9
27.0	*Gina Hayes (63) Ks	6/15
27.1	Pamela Daniels, Fl	5/25
27.1	Melva Norris (62) Ca	6/1
27.3	Sherrill Tapin, Ca	5/26
27.3	Tara Mastin, Mo	6/15
27.4	Shelly Roberts (62) Ca	5/26
27.4	Val Crawford (62) Pa	6/9
27.5	Sheila Taylor (62) Mi	5/18
27.5	Dana Ginavan, Ks	6/15
27.6	Rhonda Clay (62) In	5/18
27.6	Lydia Laidlaw, Ca	6/1
27.6	Odessa Adams, Ms?	6/8
27.7	Farah Brown (62) Fl	6/1
27.7	Robin Jackson, NY	7/6
27.9	*Kim Mickins (63) Fl	5/25
28.2	*Tina Scott (63) Ca	3/23
28.3	*L. Green (63) Pa	6/9
28.9	*Robin Wormsley (64) Pa	6/30

Wind-aided: 26.0-Willis; 27.5-Scott
27.6-Sharon Hulse, Ca; More info
needed (unknown wind & facilities or
questionable time & competition):
25.8-Ballard; 26.7-Ford; 26.9-
Crawford; 27.3-Laidlaw

440 yard Dash

56.8	+Nedra Simpson (62) Tx	7/13
60.5	+Nanette Rianda (62) Ca	6/9
60.6	Farah Brown (62) Fl	5/11
60.8	+Denise Cody (62) Ca	5/11
61.3	Veronica Gallashaw (63) Pa	6/30
61.4	Lisa Peters (62) Ca	5/26
61.7	Melva Norris (62) Ca	6/30
61.8	+Janet Ballard (62) Ca	7/5

62.2	Lydia Laidlaw, Ca	4/28
62.5	Susan Ray (62) Ca	5/26
62.7	*Robin Wormsley (64) Pa	6/30
63.1	Wendy Allums, Ca	5/26
63.4	Tina Scott (63) Ca	7/5
63.7	C. Smith, Ca	6/8
63.7	+Rose Richardson (62) Pa	6/22
63.8	Marchi Wierson (62) Or	5/4
63.9	Jenny Townsend, Ca	3/10
63.9	Faye Wilson (63) Pa	6/30
63.9	Becky McLemore (62) Wa	7/16
64.0	Pamela Daniels, Fl	5/11
64.6	*Jiwa Lea (63) DC	6/9
67.0	*Jane Morgan (63) Az	2/16
67.2	*Kim Mickins (63) Fl	6/1

More info needed: 62.5-Sherrill Tap-
in, Ca; 64.2-Lea

800 meter/880 yd Run (m = 800m time)

2:21.7	+Corrinne Nufez (62) Ca	6/9
2:21.7	Sandy Beach (62) NM	6/30
2:22.9	Becky Smatana, NM	5/26
2:24.9	Nancy Rogowski, Co	6/30
2:25.8	Tracey Hughes (62) Ca	6/30
2:25.8	Shelly Kaplan (62) Ca	6/30
2:27.1	Anna Strathman (62) Ca	5/11
2:27.1	Laurie Teague, Ca	5/11
2:27.1m	Marchi Wierson (62) Or	7/26
2:28.1	Lauri Mazik, NM	3/24
2:28.2	*Andrea Kirkorn (64) Ca	6/1
2:28.2	+Rose Richardson (62) Pa	6/18
2:28.8	*Danielle Mojica (63) Ca	4/20
2:29.0	Denise Falzone (62) NM	3/24
2:29.2	Theresa Smith, Az	4/20
2:30.1	Joan Hazlip (62) Pa	6/19
2:30.8	*Jiwa Lea (63) DC	6/19
2:31.1	Val Fisher (63) Pa	6/18
2:31.1	*Tara Arnold (63) La	7/12
2:30.6m	Sue Burrus, Wa	8/4
2:31.6	Nancy Thurston (62) Mi	6/15
2:31.7	*Michelle Smartt (63) Mi	5/18
2:34.2	*Sharon Hatfield, Ca	6/1
2:34.6	*Sheri Ball, Ca	4/28
2:35.0	*Lana Norris (63) Ca	4/7
2:35.4	*Kristi Wilson (63) Ca	3/10
2:35.5	*Susan Cotner (63) Oh	5/18
2:37.0	*Kelly McElroy (63) Ca	6/1

1500 meter/One mile Run (m = 1500m)

5:06.4	Mari Gibbs (62) Ca	6/1
5:12.3	Sandy Beach (62) NM	4/20
5:14.5	+Donna Sanchez (62) Ca	5/26
5:18.4	Lisa Matthews (62) NM	3/24
5:19.7	+Corrinne Nufez (62) Ca	4/7
5:22.1	*Kristi Wilson (63) Ca	6/1
5:22.8	Joan Hazlip (62) Pa	6/30
5:25.7	*Danielle Mojica (63) Ca	5/4
5:26.1	Joyce Schmal (62) Az	5/4
5:26.3	Tami Darr (62) Ca	5/26
5:26.5	*Victoria Cook (64) Ca	6/30
5:03.7m	Cindy Conway (62) Wa	8/4
5:04.7m	+Laurie Shansey (62) Wa	8/4
5:30.9	+Debbie Lee (62) Ca	6/15
5:31.9	+Becky Gomez (62) Ca	6/15
5:32.5	+Tita Lewis (62) DC	6/9
5:32.8	*Sheri Ball, Ca	6/1
5:33.5	*Angela Johnson (64) Ca	6/1
5:33.9	*Carol Lantry (63) Ca	6/15
5:34.4	Val Fisher (63) Pa	6/30
5:35.0	*Kelly McElroy (63) Ca	5/26
5:35.4	*Patricia Collins (63) NM	3/24
5:35.9	*Cimi Ruderman (64) Ca	6/15
5:39.0	*Michelle Smartt (63) Mi	6/8
5:41.8	*Lenell Waskow (63) Ca	6/1
5:42.8	*Jane Wintermute (63) Ca	5/26
5:42.9	*Tammie Avis (63) Co	4/20

More info needed (questionable time
and facilities): 5:18.0-Lee; 5:32.0
-Rose Richardson (62) Pa; 5:32.2-
Marisa Schmitt (62) Pa; 5:35.0-Rud-
erman; 5:40.9-*Tracy Grant (63) DC

50 yard Hurdles

7.6	+Barbara Davis (62) Md	6/9
7.7	Janet Gray (62) Md	6/9
7.8	Dulce Reade, Ca	6/30
8.1	Marlene Harmon, Ca	5/11
8.1	Pamela Daniels, Fl	5/25
8.1	Mary Crevelt (62) Ca	6/30
8.2	Wendy Lynch (62) Pa	6/30
8.3	Tracy Hanlon (62) Ca	6/30
8.4	Laurie Carroll (62) Ca	2/16
8.5	Cindy Stiegelmeier, Co	6/15
8.5	Detra Washington, Ca	6/30
8.6	Laura Manley (62) Az	3/9
8.6	Val Crawford (62) Pa	4/28
8.6	Jennifer Clement (62) Pa	4/28
8.6	Ginny Freese (62) Oh	6/8
8.7	+Janice Quintana, NM	3/24
8.8	*Rena Wright (63) Ca	2/16

Wind-aided: 8.2-Hanlon; 8.3-Cindy
Conway, Wa; 8.6-Carolan Duffy, Ca

One mile Walk

8:24.7	*Victoria Cook (64) Ca	6/30
8:30.5	Joyce Brodock, Ca	6/1
8:40.3	Jessica Waskow, Ca	3/10
8:43.4	+Becky Gomez (62) Ca	6/9
8:43.5	Lynn Holmbeck, Ca	6/1
8:51.6	+April Hickey (62) Ca	5/4
8:54.9	Cindy Vaughn, Ca	6/30
8:55.0	+Sharlene McGinley, Ca	6/1
9:02.4	Chris Ramirez, Ca	6/1
9:03.1	Andrea Johnson, Ca	5/26
9:06.5	+Marlou Heiland (62) Az	3/9
9:20.8	*Tracy Waterbury (63) Ca	5/26

High Jump

5-0	+Kelly Hoban (62) Ca	6/9
4-11	Lisa Peters (62) Ca	4/20
4-10½	Dawn Freeman (62) Az	5/11
4-8	Theresa Dorwart, NM	5/26
4-8	Becky Smatana, NM	5/26
4-8	Detra Washington, Ca	6/1
4-7½	Diane Jolivet (63) Wa	7/27
4-7	*Jane Morgan (63) Az	4/20
4-7	+Barbara Davis (62) Md	6/9
4-7	Janet Gray (62) Md	6/9
4-7	Brenda Elbe, Ks	6/15
4-6	Jill Gordon (62) Az	2/16
4-6	Rena Wright (62) Ca	4/6
4-6	Gigi Hurley (63) Ca	4/20
4-6	Bambi Foulkes (63) Or	4/27
4-6	Joyce Bowie (62) Ca	4/28
4-6	Patsy Schlosser, NM	5/26
4-6	Cynthia Rhodes (62) Az	6/3
4-6	*Stacey Neuman, Ca	6/8
4-5½	Traci Gisel, Ks	6/15
4-5	*Natalia Quilon (64) Ca	6/8
4-4	*Nadine Dahm (64) Oh	6/15
4-3	*Cheryl Seifert (63) Oh	7/6
4-2½	*Jill Gillingham (63) Ca	4/6
4-2	*LaDonna Omori (63) NM	4/20
4-2	*Zizi Fritz (63) NM	5/5
4-2	*Kayla Skelly (63) Mi	6/15

More info needed (unconfirmed result
or unknown site or questionable com-
petition): 5'3-Smatana; 4'8-Diana
Bartlett, Tx; 4'7-Foulkes; 4'6½-
Julie Roberts, Mo; 4'6-Yvette Scott
(62) Wa & Mandy May (62) Wa; 4'4-*
Cheryl Harding (64) Wa

Long Jump

16-8½	+Joyce Bowie (62) Ca	6/9
16-7½	Cynthia Rhodes (62) Az	3/24
15-7½	Dee Ann Cox, Ks	6/15
15-6½	Dana Ginovan, Ks	6/22
15-3½	Anna Ruth Van, Az	5/11
15-3½	Lori Burton (62) Ca	6/30
14-11½	Robin Johnson?, NY	8/17
14-8	Alana Capozzi (63) Ca	5/18
14-8	D. Mosely, Pa?	6/22
14-7	Dulce Reade, Ca	6/30
14-6½	P. Willie, Md?	6/9
14-6½	Farah Brown (62) Fl	5/25

14-5½	Jill Gordon (62) Az	3/23
14-5½	J. Currie, Pa	6/9
14-5½	Theresa Smith, Az	6/30
14-5½	Angie Meininger (63) Co	7/6
14-4½	Traci Gisel, Ks	6/15
14-4½	A. Orstein, Pa?	6/22
14-4½	Patricia Jones, Md	8/17
14-4½	Laurie Call, Mi	6/15
14-0½	*Kim Mickens (63) Fl	5/25
13-11	*Lisa Nesbitt (63) Ca	3/24
13-8	*Laura Nida (63) Az	6/19
13-6	*Signe Thompson (63) Az	5/25
13-4½	*Anne Vargo (63) Oh	6/15

Wind-aided: 15'7½-Burton; 15'0½-
Veronica Nester (62) Ca; 14'9½-Beth
Reed, Ca & Dori Claunch, Wy; 14'7½-
Janet Gray (62) Md; 14'3½-*Marilyn
Kind (63) Ca; More info needed (un-
known wind, questionable measurement
or facilities): 15'2-Keith, Ca; 15'0
-Carol Lewis, NJ; 14'8½-Jo Palmer,
Tx; 14'7½-Pat McFall (62) Ca; 14'6½
-Call; 14'6-S.Hyde, Neb and Karen
Caldwell, Ill; 14'5-Denise Lucas,
Az; 14'0-*Toni Jenner (63) Wa; 13'5½
-*Vargo

Shot Put (6 pound)

38-8½	Mary Maciejczyk (62) Pa	6/15
35-7	Susan Ray (62) Ca	7/5
33-11½	Kathy Travers (63) Pa	7/6
33-3½	Christy Ault, Co	6/15
33-3	+Laura Yeager (62) Wa	4/13
33-1	Melinda Walker (62) Wa	4/20
33-0	+Deanna Johnson (62) Wa	7/16
31-4	Chris Pierce, Wy	6/30
31-3	Linda Martin, Ca	6/30
30-10	Maehester Lockett, Ms?	6/8
30-9½	Pamela Daniels, Fl	5/11
30-9	D. Pamera, Oh	6/8
30-7	Kim Allen, La	6/8
29-6½	Gayle Kirby, Az	6/19
29-6½	Cynthia Adams, La?	6/8
29-4½	Nita Bradshaw (62) Ca	6/8
29-1	Irene Vallejo, Fl	6/1
28-11½	Charla Grimsley, Fl	6/1
28-7½	Ludlow, Oh	4/20
28-7	Lisa Padilla, Az	1/19
25-5½	*Celia Angel (63) Ca	6/8

More info needed (questionable mea-
surement or implement and unknown fa-
cilities): 34'11-Yeager; 34'2½-Ault
34'1-Travers; 32'5½-Sheryl Hawkins,
Ill; 29'3-Vanessa Sipher, Or?;

Baseball Throw

197-0	Brenda Bates, Pa?	6/22
187-8	Marn Jensen, Ks	5/31
186-7	Debra Eliens (62) Az	4/20
186-7	Sheryl Searle, Ks	6/15
173-4	S. Shenk, Pa?	6/22
171-1	Gayle Kirby, Az	5/11
169-6	L. Miller, Pa?	6/22
163-7	Lisa Pilkowski, Ca	4/20
163-7	Tracy Hanlon (62) Ca	6/1
162-3	Carol Thompson, Az	5/26
162-1	Cynthia Rhodes (62) Az	3/9

Triathlon (100m/6Shot Put/High J)

1646 pts	Susan Ray (62) Ca	5/5 (14.0, 31-8½, 4-6½)
1611 pts	Cynthia Rhodes (62) Az	6/3 (13.2, 24-3, 4-6)
1523 pts	Lisa Peters (62) Ca	5/5 (14.0, 22-8, 4-8½)
1521 pts	Joyce Bowie (62) Ca	5/5 (13.4, 21-11½, 4-6½)
1275 pts	Jane Morgan (63) Az	6/3 (14.4, 20-9½, 4-4)
1242 pts	Pat McFall (62) Ca	5/5 (13.6, 20-5, 4-0)
1241 pts	Dawn Freeman (62) Az	6/3 (14.9, 18-11½, 4-7)
1239 pts	Rochelle Hall, NY	7/21 (13.9, 19-3, 4-2)

More info needed (questionable com-
petition): 1428 pts-Christy Ault, Co

NATIONAL POSTAL SIX-MINUTE RUN CONTEST

STARTING LINE announces the third annual Six-Minute Run Postal Contest for school teams and physical education classes. The purpose is to stimulate physical fitness for boys and girls in elementary and intermediate schools.

We will award certificates to the five members of at least the top three schools in each of the following divisions: (1) ELEMENTARY SCHOOL BOYS, (2) ELEMENTARY SCHOOL GIRLS, (3) JUNIOR HIGH /INTERMEDIATE SCHOOL BOYS and (4) JUNIOR HIGH/INTERMEDIATE SCHOOL GIRLS.

Team winners in each division will be determined on the basis of the furthest total distance covered by five runners in a single six-minute timed run. All runners must attend the same school.

Contest entries may be sent at any time, but must be received by STARTING LINE no later than May 10, 1975, so that we may have time to tabulate the results and mail the appropriate awards before the school term finishes.

Early entries are encouraged and you may enter a school team more than once. ANY SCHOOL SUBMITTING AN ENTRY BEFORE DECEMBER 31, 1974 will receive a complimentary copy of the 1974 STARTING LINE HANDBOOK.

School teachers or coaches may wish to have competition among their gym classes or even arrange competition with other schools. All you have to do is follow the rules below and send us the results (you may write for a sample entry blank if you wish). Good luck!

BEST BOYS TEAMS

Elementary - St Rose of Lima (Brooklyn, NY) 1974.....20½ laps
Jr HS/Int - Augusta Raa (Tallahassee, Fla) 1974.....22½ laps

BEST GIRLS TEAMS

Elementary - Linthicum (Linthicum, Md) 1974.....18 laps
Jr HS/Int - North Middle School (Lynbrook, NY) 1973..18½ laps

1. **SCHOOLS ELIGIBLE** are any public or private school in the United States (graded or ungraded schools).

2. **RUNNERS ELIGIBLE** for a team must be in current attendance at a single school (AAU registered runners are eligible). In Elementary Divisions, runners must be in the sixth grade or below and must have been born after 1961. Runners in Junior High/Intermediate Divisions must be in the eighth grade or below and must have been born after 1959.

3. A **TEAM** consists of any five runners at the school, who run as far as possible within a single timed six-minute period on any regulation quarter-mile (or 400m) or 220 yard track - indoor or outdoor.

4. **TIMING** (of the six minutes) may be done with any accurate watch with a sweep second-hand.

5. **MEASUREMENT** of the distance covered is figured to the furthest 110 yard segment for each runner. A runner must complete 110 yards before the six-minute period expires in order to get credit for covering that distance. In case of team ties, the team with the youngest total age will be the winner.

6. **SCORING** is done by taking the total distance covered by the first five runners on the team in the six-minute span.

7. **COMPETITION** may be intra-mural (one school only running by themselves) or inter-scholastic (two or more schools competing against each other). Different divisions may be run separately or combined into one race. A school may submit an entry for more than one team in a division, and may enter any and all divisions. Schools may enter the same team any number of times (have several different races at different times, e.g.). However, all members of a team submitted as an entry must have run at the same time.

8. **ENTRIES** must be received by STARTING LINE, P.O. Box 878, Reseda, Ca. 91335, no later than May 10, 1975. Write for entry blanks or submit the following information: (a) name of school, with address, (b) site of competition - name of field and city, (c) date of competition, (d) first and last names of the five scoring athletes, plus grade in school and birthdate of each runner, (e) distance covered by each runner, to the furthest quarter-lap ...e.g. 4½ laps, 3¼ laps, 3 laps, etc..., (f) the names and positions of two verifying adults (one of which should be an employee of the school).

GIRLS/ SHOT & DISCUS CONTEST

Mount Lebanon Track Club appears to be the power in the 1974 version of the year-long team contest for girls shot and discus. The Pennsylvanians may be factors in all four divisions, when all results and details are in.

After a summer of concentrated improvements by four strong teams, Mt. Lebanon has emerged the leader in the girls age group shot put with a team of national champ GINA PIATT plus 11 year-olds MARY MACIEJCZYK and KATHY TRAVERS. Three California teams also compiled excellent three girl totals (see results at right).

Mt. Lebanon may lead the age group disc too, but they as well as the Salinas Valley TC (Ca) and Flanagan Clan (Wa) have some questionable marks, which could be cleared up with additional info.

Surprisingly, two high school teams have scored well in the Junior Girls shot put, though such teams as Flathead Valley Timberettes (Mt), San Jose Cinderellas (Ca), Sports International (DC), Nebraska TC and Mt. Lebanon are missing only a third eligible girl to take the top spot (it takes a trio for this team contest). Flathead Valley and Mount Lebanon are easy leaders in the Junior discus.

Junior Girls (born after '55)

Shot Put (8 pound/ *4 kg)

CARSON (Ca) HS.....119- 1½
Vera Peko.....46- 8½
Georgianna Peko.....39- 5½
Michele Peterson.....32-11½

FRESNO (Ca) ELANS.....106- 7½
Debra Haynes.....*40- 8½
Martha Quinn.....35- 0½
Tarea Brewer.....28-11½

EASTERN HS, Wash (DC).101- 3
Bernell Nikens.....36- 4½
Joann Williams.....33- 4
Gwendolyn Benton.....31- 6½

Discus Throw (1.0 kilogram)

FLATHEAD VALLEY TC (Mt) 381- 2
Lorna Griffin.....143- 0
Lori Lyford.....130- 4
Vicki Hileman.....107-10

MT LEBANON TC (Pa)....351- 5
Kim Travers.....122-10
Gina Piatt.....114- 9
Peri Jude Radecic...113-10

MESA (Az) TC.....323- 7
Marilyn White.....110- 7
Mary L. O'Banner....107- 9
Ellen Colleary.....105- 3

Age Group Girls (b. after '59)

Shot Put (6 pound)

MT LEBANON TC (Pa)....114- 0½
Gina Piatt.....41- 3½
Mary Macieczek.....38- 8½
Kathy Travers.....33-11½

CRESCENTA-CANADA TC (Ca) 111-3½
Christi Pyle.....41- 1
Kerry Zwart.....38- 9½
Kathy Scudder.....31- 4½

ORANGE COAST (Ca) GTC.110- 5
Jackie Nelson.....39- 4½
Susan Ray.....35- 7
Carrie Mason.....35- 5½

SALINAS VALLEY (Ca) TC..109- 8
Susan Springer.....42- 4½
Marta Kuehl.....38- 1½
Marie Asuncion.....29- 2
Discus Throw (1.0 kilogram)

CREIGHTON TC (Az)....228- 3½
Cindi Chiarello.....86- 9
Veronica Weddle.....72- 2½
Brenda Wiedmaier....69- 4

MARICOPA STRIDERS (Az).213- 9
Shauna Poland.....72-10
Lori Gardiner.....70-10
Kileen Moe.....70- 1

HOUSE CALL

by DR. GABE MIRKIN

FEET POINTING IN VERSUS FEET POINTING OUT

QUESTION:

My son's right foot points out.
What can be done?

E.C. GREENWALD
Louisville, KY

DR. MIRKIN:

I remember a newspaper article about a runner who became the world's fastest human and an Olympic champion in spite of a deformity requiring casts to be put on his feet the first few years of his life.

The sprinter was born with his foot pointing in (pigeon toe). A physician, thinking that this was abnormal, put casts on the child's feet in an effort to turn the feet out.

Every football coach can tell you that the strongest feet in the world point in. The weakest feet point out. I have heard football coaches tell me that they pick their half-backs by watching students walk in the corridor and asking the pigeon-toed students to try out for the team.

I have seen shoes with bars and even casts put on feet in an effort to keep the feet from turning in. No treatment is ever indicated in feet that point in, except when there is a twisting of the lower bones of the leg.

All parents who have kids with both feet turning in should be delighted. You may have a track man or a halfback. If both feet turn out, however, your kid will have to work very hard to achieve in competitive athletics.

Only one foot pointing out implies:

- 1) Injured nerve to the hip muscles (gluteus or hamstring) and could be caused by:
 - a) an injection into the hip;
 - b) a twisting of the bone of the lower leg (tibial torsion);
- 2) Tight hamstring and calf.

A competent physician should be able to examine the child and decide if he has a tight hamstring or calf. If this is the case, treatment would be to stretch the hamstring and calf:

- A) With the knees straight, bend down and touch the toes. Hold the tight position for the count of ten. Relax for a few seconds and repeat for a total of 10 minutes. Do this exercise before each workout daily.
- B) Stand 3/4 of your height away from a wall. Lean toward the wall and rest your hands on the wall. You will note that your calves are tight and your heels are off the ground. Lower the heels to the ground. Hold for the count of ten, and then relax. Do this exercise for five minutes before each workout.
- C) Lie down on the ground with your buttocks and your heels touching the wall. You are on your back. Try to do situps but hold the situp for a count of ten. Relax and repeat for 2 minutes.

Heavy regular training will eventually correct the toeing problem. No casting, injection, surgery, heat or foot exercises can help and may indeed cause harm.

SEND ALL QUESTIONS
RELATED TO THIS
COLUMN TO:
STARTING LINE,
C/O DR. MIRKIN,
BOX 878, RESEDA,
CA 91335

1974 NATIONAL AAU GIRLS
CROSS COUNTRY CHAMPIONSHIPS
BELLBROOK, OHIO NOVEMBER 30, 1974

CONTACT: STEVE PRICE,
1117 Purcell, Dayton, Ohio 45420

1974 NATIONAL AAU BOYS AGE GROUP
CROSS COUNTRY CHAMPIONSHIPS
MIAMISBURG, OHIO NOVEMBER 29, 1974

CONTACT: MARK BECKER,
708 N. 12th Street, Miamisburg, OH 45342


RRCA NATIONAL BOYS & GIRLS AGE GROUP
CROSS COUNTRY CHAMPIONSHIPS
BRONX, NEW YORK NOVEMBER 3, 1974

CONTACT: BARRY GEISLER, SR.,
2676 Morris Avenue, Bronx, NY 10468

NATIONAL JUNIOR OLYMPIC BOYS & GIRLS
CROSS COUNTRY CHAMPIONSHIPS
RALEIGH, NORTH CAROLINA DECEMBER 7, 1974

CONTACT: MIKE SHEA,
2705 Royster Road, Raleigh, North Carolina

Read **BookBeat** Read



ENCYCLOPEDIA OF ATHLETIC MEDICINE

The emphasis is on PREVENTION—stopping injuries and illnesses at the source, before they get a chance to stop the runner.

Structural problems—those affecting the feet and lower legs—are the most common and frustrating among runners.

Internal problems—respiratory, digestive and circulatory disorders—are the subject of the third chapter.

It can get you out of painful situations.
Order yours now. 100 pages. \$1.95

RUNNER'S DIET

EAT, DRINK AND BE SPEEDY

Where do you stand
on the dietary controversy?


The emphasis is on diets and drinks that directly affect running performance. That effect, in a surprising number of areas, can be dramatic.

Available now! 84 pages. Only \$1.95.

Add 25 cents per book for postage and handling.

ORDER from STARTING LINE
P.O. BOX 878 - RESEDA, CALIFORNIA - 91335

GYM, SWIM, TEAM & LEISURE SPORTS CLOTHING



Send for literature,
please indicate Gym
and/or Team Sport.

Broderick U.S.A.

TOM BRODERICK COMPANY, INC.
P.O. Box 6096, Glendale, Calif. 91205 ■ P.O. Box 997, Parsons, Kansas 67357

INTERNATIONAL NEWS

AROUND THE WORLD WITH CASEY

At the 1972 Olympics in Munich, I met a young man who teaches in the only high school in the island of Tortola in the British West Indies.


While most of the American men went out of the stadium every time a women's event started, this chap stayed and watched and asked me questions. It seems he had never before seen girls participate in track & field, although they did have some T & F for boys in their school. He went home with the dream of starting some for the girls. His name is Rey O'Neal.

Not long ago he sent me some pictures of his athletes and their facilities. You think you have it tough? Rey writes, "Our training area is a tract of sand, covered with clumps of grass here and there. There is a 300m track on the field across the road,

but this area is available to us only when soccer and softball teams are not using it."

Rey's two best athletes are DERRY FAHIE, very versatile and good decathlon prospect, and EPHRAIM PENN, a 15 year-old boy who has developed into the best all-around athlete in high school. Among the girls, there is ALMARIE MADURO, who at age 16 is considered Tortola's best all-around female athlete. Almarie ran cross-country with the boys last fall, and in the spring she beat Rey himself in the sprints!

They have no Tartan runways, no Port-a-Pits, and none of the fancy equipment some of our youngsters have grown up with, but Rey was hoping to send a team to the mini-Caribbean invitational. His young athletes must be truly dedicated to the sport, and should be an inspiration to others who "don't have it so good"!



Three of the finest young runners from the island of Tortola.
(From left to right) KAREN SMITH, JANE CRABBE and ALMARIE MADURO

Many thanks to Peter Kenney, who sent pictures and stories about some interesting youngsters in Ireland, where he visited recently. One is JOHN TREACY, 17, who last month set a national junior record of 8:15.6 in the 3000m (approximately a sub-8:50, 2-mile), winning a gold medal for Ireland at the British AAA Championships in London.

Another is 7 year-old BARRY MULCAHY of Presentation Convent Primary school. Coached by one of the sisters, Barry long jumped 9-2 at the age of 5!

* * * * *

If you have been feeling hesitant about writing to the coach in New Zealand about a pen-friend, here is a part of a letter I just received from him: "...I would be very pleased to hear from any of your athletes, of any age, concerning any sports activities! I have been involved with sports since 1928, and still think it is the best outlet youngsters can get into... My cross-country girls team has now gone through nearly all the racing season,

and lost only one race... My team members are quite keen to get in touch with any of your athletes. I have about 50 members, both boys and girls, ages from 8 to 20..." One of the members of the New Brighton Club is 14 year-old MAUREEN O'REILLY, who runs the 1500m in what would be a 5:00 mile. Maureen will be participating at the next New Zealand Games, to be held in Christchurch in January 1975.

Here is its address again: Mr. H.R. FORSCUTT, 106 Baker Street, New Brighton, Christchurch 7, New Zealand.

If you buy an "airletter" form at the postoffice, it is 18¢, but you cannot enclose anything. If you wish to send a picture of yourself or your team, the postage will be a little bit more. Use a regular envelope and have your letter weighed at the postoffice.

Perhaps this exchange of ideas will lead to pen-friends in other parts of the world.

This column was written just before I left for Rome for the European Games. I'll see you soon...

NEWS FROM ABROAD

Children of American Air Force and Army servicemen in Germany participated in a track meet, part of Independence celebration and sponsored by the Ramstein roadrunners and the Ramstein Air base central fund.

Major Ronald McKinney, formerly a resident of Virginia and now based in Sembach, Germany, reports:

"The meet was a huge success, which goes to show that kids like to run all over the world. We tried to run it as capably as possible, and the number and enthusiasm of the adult volunteers are proof that the Air Force and Army people here in Germany support very actively such healthful occupation for their children. Many of the adult volunteers didn't have any children at all, and helped out of a love for track and the recognition of the need for children to compete.

"There were 201 youngsters competing on the 440 oval cinder track. Ages were as of the day of the meet, and trophies were awarded for boys and girls in six different age groups. That meant a total of 108 trophies!

"Some of the highlights of the meet were provided by 13 year-old REUBEN ATKINSON, Jr in the 440 (63.5), by 7 year-old TIM PAUDLER who ran the mile in the good time of 6:56.9, and in the same event by MIKE MCKINNEY, (the former Sports International prodigy and age-7 Mile record holder/Ed.) who recorded an outstanding 5:28.4 as 10 year old.

"All in all the results were quite good, considering that there is almost no competition over here and little training. We're planning on running these meets at least once per year and preferably more often. Some of these Americans kids are competing in the German "Volkslauf", which run from around 400m all the way up to 10,000m. All are out on the roads or in the woods, none on the track and competition in general is not tough.

"Speaking for Mike and myself, we are enjoying it here in Europe, but competition-wise we're a little stale and are looking forward to getting back to the States and some good training and the top-flight competition in age group races"

* * * * *

MICK HAMLIN, from Kent, England will send us the results from his part of the country. He also would like to know how to enter next year's RRCA Postal Mile competition.

Individuals interested in requesting a site for this event, please contact: Dr. Gabe Mirkin, 11109 Rosemont Drive, Rockville, MD20852 USA

WE ARE LOOKING FOR CONTRIBUTORS TO THIS PAGE. WE WANT TO EXPAND THIS SECTION AND NEED NEWS FROM ALL PARTS OF THE WORLD. WRITE TO: STARTING LINE, C/O CASEY IDE, BOX 878, RESEDA, CA 91335. PASS THE WORD..

THE FINISH LINE Regional News and Results

EASTERN STATES



Connecticut had its first state age group championships for girls, reports JOHN CONTOULIS, who also hosted the state girls high school championships. Best girl to emerge from these meets was versatile BETTY DEVESON, nationally ranked 400m hurdler.

* * * * *

From results elsewhere in this issue, it is obvious that the Philadelphia metropolitan area is becoming a behive of age group track activity. Among the teams coming into national prominence with especially strong summer programs are:

INTERCITY STRIDERS (boys)... Ronald Lockman (Pres & head coach), 2454 W. Cumberland, Philadelphia, PA 19132
 MALLERY CHALLENGERS (boys & girls)... George Anderson (coach), 265 W. Mt. Pleasant Ave, Philadelphia, PA 19119
 WILLINGBORO TRACK CLUB (boys & girls)... Bill Lewis (head coach), 4 Thornhill Lane, Willingboro, NJ 68046

and some new clubs in the Washington, D.C. area:
 CYO TRACK CLUB (boys & girls)... Skip Grant (head coach), 1719 Rhode Island Ave, Washington, D.C. 20036
 SCOTT ATHLETIC CLUB... David R. Dunn (coach), P.O. Box 4154, Silver Spring, Maryland 20904

MAINE STATE JUNIOR OLYMPICS PORTLAND, ME - August 17 - from Peter Kenney

Girls and boys from the Waterville Area AC and Greater Rumford Community Center lead over 500 competitors in scoring in the three youngest age divisions. Best marks were turned in by shot putters. /Track - all weather; Sponsors - Portland Parks & Rec and Maine Track Club/:

Bantam Boys (9-Under) 50/75/220-Miller (Greater Rumford Community Center) 7.3/10.4/38.6; 100/440-Millanson (GR) 14.0/77.8; 660-Nelson (Andrew Sockalexis TC) 2:16.5; LJ-Eaton (Belfast AC) 10-5½; STJ-Stoll (Milo) 14-6

Midget Boys (10-11) 50/100-Bogdanovich (Portland Rec) 6.8/12.5; 200/440-Murphy (GR) 32.4/68.7; 880-MacDonald (Waterville Area AC) 2:45.7; 880W-Pitts (GR) 4:29.1; HJ/BBT-Burke (WA) 4-2/215-3; TJ-Baker (WA) 29-4½; 6#SP-Davis (Standish Rq) 28-6

Junior Boys (12-13) 100/220-Murphy (WA) 11.5/28.7; 440-Estes (So Portland Rec) 59.0; 880-Langford (Port) 2:28; 880W-Gordon (Lewiston Rec) 4:03.4; 70LH/HJ-Dapus (Sanford Rec) 10.6/4-8; LJ-Lapierre (St) 15-6½; TJ-Hart (WA) 30-11½; PV-DeCosta (WA) 6-0; 8#SP/DT-Malone (Westbrook Rec) 40-7½/120-3; Re-We 56.9

Bantam Girls (9-Under) 50/100-Hubert (WA) 7.8/14.9; 220/660/LJ-Young (WA) 38.8/2:18.6/11-2; 440/BBT-Morin (Lew) 86.8/117-1; HJ-Perkins (Country Runners, Bucksport) 3-4

Midget Girls (10-11) 50/100/220-Harting (GR) 6.8/12.9/32.5; 440-Burpee (Lisbon Rec) 72.3; 880-Blais (We) 2:54.8; HJ/6#SP-Liming (Lew) 4-0/25-7½; LJ-Boutler (St) 13-0½; Re-Lew 65.1

Junior Girls (12-13) 50-Michaud (Biddeford Rec) 6.8; 100/220-Roy (WA) 12.2/31.4; 80mLH-Viola (Port) 15.1; HJ-Pelletier (Bid) 4-4; LJ-Scott (CR) 14-2; 6#SP-Sullivan (St) 32-10½

MIDDLE ATLANTIC JUNIOR OLYMPICS COLLEGEVILLE, PA - June 22 - from Jim Thompson and Tim Hickey

A fast surface, good weather and some of the nation's best sprinters produced a series of sensational dashes. Ten seconds flat was good for only third in the Boys Intermediate (14-15) hundred, with AARON HARVEY leading at 9.8, while 10.6 was only a distant third in the junior (12-13) division.

Three intermediate boys were under 23.0 in the 220, while a 12.3 took only fourth in the midget (10-11) girls "century". Some jumps and throws were exceptional too, notably a 6-5 intermediate high jump and a 41 foot shot put by CHERYL STOHR. /Site - Ursinus College (all-weather track); Weather - "hot-hot" and windless/:

Bantam Boys (9-Under) 100-Kenny Brown (Morris Estate TC) 12.4; Jeff Bradford (Willingboro TC) 12.6, Steve Griffiths 12.7; 440-Bradford 66.6, Robinson 68.2, Ford 69.8; 660-Karl Rivers (ME) 1:52.8, Payne 1:53.6, Dewalt 1:58.7; LJ-Griffiths 15-1, Bradford 14-6½, Dickinson 13-10; BBT-Bell 170-4, Dewalt 163-0, Kirroy 160-2; 4x110Re-ME 58.4, Chester 59.6, East Delco 62.2

Midget Boys (10-11) 100-Tom Grasty 12.0, Jeffrey Clark 12.1; 440-Hughes (Philadelphia Pioneers) 64.8; 880-Ernest McCombs (W) 2:24.7, Hughs 2:32.9; LJ-Johnson 15-2; HJ-Hughes 4-6; BBT-Mantush 226-6, Washington 221-5; 4x110Re-Chester 55.1

Junior Boys (12-13) 100-Gregg Smith (ME) 10.1, Willie Mitchell 10.3, Eric Payne 10.6; 220-Smith 23.2, Mitchell 23.3, Littlejohn 24.1; 440-Bryant (ME) 54.8, Littlejohn 57.1; 880-Bell 2:15.0, Whitfield 2:18.8; Mi-Brian Pharr (ME) 4:55.6; LJ-Mitchell 18-9, Kelly 18-7; 4x110Re-ME 46.7, Wilmington 47.7

Intermediate Boys (14-15) 100-Aaron Harvey (Mallery Challengers) 9.8, Weikel 10.0, Williams 10.0; 220-Weikel 22.8, Williams 22.9, Rothmaller 22.9; 440-Vzdovines 51.8; 880-Niesson 2:02.2, Hainley 2:03.8; Mi-Disiro 4:42.6; 120HH/39"-Gentry 15.1, Young 15.3, Fahnestock 15.5; MiW-Grier 8:38.5; HJ-Hall 6-5, Ramsey 6-3; LJ-Auyang 20-11½; SP-Berlin 44-2½

Senior Boys (16-17) 100-Weal 9.6; 220-Harvey 22.6; 440-Darden 48.8, Hunt 49.0; Mi-Matt Hert 4:25.4; 120H/39"-Pollock 14.2, Hadrick 14.5; HJ-Fonda 6-7; LJ-Neal 22-1; MiW-McMenamin 7:34.4, Chelius 7:34.5; 880MedRe-Pioneers 1:34.4

Bantam Girls (9-Under) 100-Kaleigh Baldwin (Ambler OC) 13.1, Pam Watson (Amb, age 8) 13.4, Stacy Ingram (Lamott TC) 13.5; 220-Baldwin 67.8, Neecy Davis (Amb) 69.9, Patty Watson (Amb) 70.9; 660-Kim Gallagher (Amb) 1:48.7, L.Williams (Kingessing) 1:57.3; LJ-Gallagher 12-8½, E.Ledger 12-1; BBT-T.Johnson 149-9, C.MacInnes 131-5, M.Schneider 121-1; 4x110Re-Amb 59.8

Midget Girls (10-11) 100-Val Crawford (Padukies) 11.6, Portland Ford (Lam) 11.8, Debbie Sellers 12.3, Carol Lewis (Wil) 12.3; 440-Veronica Gallashaw (Pad) 63.0, Rose Richardson (Pad) 63.7; 880-Marissa Schmitt (Amb) 2:34.0, Judy Cassel (Lewisburg) 2:36.0, Tanya Richardson (Pad) 2:36.3; LJ-D.Mosely 14-8 A.Orstein 14-4½; HJ-S.Gravin 4-4, Mosely 4-2; BBT-Brenda Bates 197-0, S.Shenk 173-4, L.Miller 169-6; 4x110Re-Pad 54.6

Junior Girls (12-13) 100-Karen Young (12, Pad) 11.2, Carla Anderson 11.7; 220-Young 25.5, Pat Dennis 26.3, Cricket Cupid 26.9; 440-Pam Dutton 60.2, Bev Jones (Lam) 62.5; 880-J.Thompson (Lam, 12) 2:24.9; Mi-Ellen McCallister (Amb) 5:43.3; HJ-J.Hackl 4-9; LJ-Dutton 15-6½, K.Alexander 15-5½; 6#SP-A.Harvey 32-1½, D.Jaworski 32-0; MiW-Jackie Campbell (W) 9:47.3; 4x110Re-Amb 51.5, Pad 51.7; 880ymedRe-Pad 1:53.1, Amb 1:56.9

Intermediate Girls (14-15) 100-Thorton (W) 11.4; 440-Cathy Kirchner (Delaware SC) 56.6, Sylvia Floyd (Lam) 57.8; 880-Delores Jackson (Mallery Challengers) 2:24.8; 100mH-T.Gladnick (Archbishop Wood) 15.8; HJ-C.Laganosky 5-0; LJ-A.Skahan 17-2½; DT-Sherree Morris 107-2, Carolyn Phillips 106-10, Sue Schaefer (Jets) 105-0; 880MedRe-Lamott 1:48.5

Senior Girls (16-17) 100/220-Vonnie Coker (ICYA) 11.0/24.6; HJ-Maureen Fitzpatrick (J) 5-3; LJ-Kathy Michaels (Pad) 17-6½; 8#SP-Cheryl Stohr (J) 41-10; DT-Jody Jarrett 113-3

SOUTHERN STATES

REGION THREE JUNIOR OLYMPICS

SPARTANBURG, SC - July 14

Most winning marks were high class as several boys established marks which would rank them highly at the national JO meet in Lincoln, Nebraska. North Carolina's JEFF MOODY (880) and MELVIN RANKINS (high hurdles) were outstanding as were South Carolinian PALMER SIMMONS (440) and sprinter HARVEY GLANCE of Alabama.

Top girls were sprinter TERESA BAUGH of Tennessee and North Carolinian's KATHY MCMILLIAN (long jump) and JULIE SHEA (mile).

Boys 100/220-Harvey Glance (Al) 9.8/21.5; 440-Palmer Simmons (SC) 48.4; 880-Jeff Moody (NC) 1:53.5; Mi-Mark Thompson (Ga) 4:18.2; 2Mi-Ricky Warren (NC) 9:44.0; 120HH/39"-Melvin Rankins (NC) 14.2; MiW-Payson Daugherty (NC) 8:27.6; HJ-Maurice Brown (Ga) 6-6; LJ-Larry Lowe (Ga) 22-7½; 12#SP-Jerphy McIlwain (SC) 56-0½; DT/1.6kg-Bill Travis (NC) 154-1; 440Re/MiRe-York Co TC (SC) 43.1/3:30.8; 880Re-Winston-Salem RR 1:30.6.

Girls 100/220-Teresa Baugh (Tn) 11.1/25.0; 440-Barri Swindle (NC) 58.8; 880-Brenda Monds (Ga) 2:19.8; Mi-Julie Shea (NC) 5:02.6; 100mLH/30"-Elsie Davenport (Tn) 15.2; HJ-Cheryl Harvey (Tn) 4-11; LJ-Kathy McMillian (NC) 18-6½; 8#SP-Geraldine Phillips (Ga) 35-11½; DT/1.0kg-Lynn Cruickshank (NC) 119-0; 440Re/880Re-No Memphis TC 51.2/1:48.9 MiRe-Aberdeen(NC) 4:21.3

VIRGINIA STATE JUNIOR OLYMPICS

LYNCHBURG, VA - June 29 from George Mancini

Richmond high hurdlers KEVIN & KARL WILLIAMS both were under 15 seconds in the boys Intermediate (14-15) race to lead the way in a state where track is progressing by "leaps and bounds". Nice triples were turned in by bantam STEVEN LEWIS, midgets DANNY DUNSON and RONNIE PARKER as well as junior (12-13) JOHN PRYOR. On the girls side, ANDREA HENDRICKS had a good sprint triple in the bantam (9-under) group.

Bantam Boys (9-Under) 50-Kelvin Hill (W End Striders) 7.0, Mark Adkins (Va Comets) 7.1; 100-Hill 13.4, Steven Lewis (Penn TC) 13.5, Adkins 13.5; 440/LJ-Lewis 71.6/13-3

Midget Boys (10-11) 50/100/LJ-Danny Dunson (VC) 6.3/11.9/14-10, Ronnie Parker (LA TC) 6.5/12.4/15-10½; 440-Randy English (Ph) 67.4; 880-Don Mancini (VC) 2:29.0; Mi-Greg Sargent (Ph) 5:34.2; 8#SP-Quincie McCray (VC) 28-1

Junior Boys (12-13) 100/440-John Pryor (LA) 11.1/55.5, Steve Toon (Ph) 11.1/57.2; 880-Fernando Lightfoot (VC) 2:28.1; Mi-Ronnie Combs (Richmond T&FC) 5:16.7; HJ-James Welford (Ri) 4-10; LJ-Toon 17-7, David Bolling (VC) 17-6½; 8#SP-Gordon Pleasants (WES) 41-5½, Mike Cowlings 37-8½, Pryor 37-2½

Intermediate Boys (14-15) 100-Donnell Hogan 10.4; 220-Karl Williams (Ri) 22.6; 440-Keith Harrison 52.7; 880-Robert Logan (VC) 2:07.0; Mi-Russell Bowles 4:39.6, Bobby Brugh (Roanoke Valley TC) 4:42.6, Richard Ferguson (LA) 4:47.2; 440Re-LA 47.8

120HH/39"-Kevin Williams (Ri) 14.5, Karl Williams 14.8; MiW-William Gillespie (LA) 8:54.5; HJ-Michael Akers 5-10; LJ-Hogan 20-11½, Sidney Snell (Club SW) 19-11½, Dan Noakes (Ri) 19-10½; TJ-George Harris (RV) 41-6½, Noakes 40-9; PV-Gene Bayer (Ri) 11-0, John Stiano (Ri) 11-0; SF/DT-Tom Phipps 43-10/127-1

Bantam Girls (9-Under) 50/100/440-Andrea Hendricks (CSW) 7.5/13.8/75.4; 880-Sherri Graham (RV) 2:47.9; LJ-Yolanda Westinghouse (WES) 11-7½

Midget Girls (10-11) 50-Collette Mapp (WES) 6.8; 100/LJ-Vera Westinghouse (WES) 12.8/13-5½; 440-Cherry Elden (WES) 68.5; 880-Charlene Boone (WES) 2:43.5

Junior Girls (12-13) 100-Krista Berryman (WES) 11.8; 440-Karen West (VC) 67.6; 880-Gina Shaffer (RV) 2:34.7; Mi-Joanne Alston (Ri) 5:42.8; HJ-C. Johnson 4-4 LJ-Mary Versprille (Ph) 15-1½

Intermediate Girls (14-15) 100/220-Brenda Brown (Ri) 11.8/26.9; 440-Tanya Hill (Ri) 62.9; HJ-Marcia Girven 4-8; LJ-Pam Clinard (Ri) 15-11; 8#SP/DT-Maria Hensley (LA) 31-3/82-0



The Alief Track Club sponsored one of the top age group meets in Texas during the summer. Outstanding marks were turned in by the girls: 10 year-old TARA ARNOLD from Baton Rouge, LA, 2:31.1 for 880, a great 11.7 by STACY ALLEN (Metairie, LA) in the 80 meter hurdles and a mind-boggling 56.8 quarter by 12 year-old NEDRA SIMPSON ! The Alief track isn't slow.

* * * * *

Track is coming on fast in the South. Include among the new clubs:

ALIEF TRACK CLUB (boys & girls)...
Jerry Montgomery (head coach), PO Box 475,
Alief, Texas 77411

GREATER NEW ORLEANS STREAKERS SPORTS CLUB...
Emanuel L. Prout (coach), 6330 De Bore Drive,
New Orleans, LA 70126

RICHMOND TRACK CLUB (girls)...
Granger Ancarrow, 816 Nantucket Ct.,
Richmond, Virginia 23235

REGION FOUR JUNIOR OLYMPICS

MIAMI, FL - July 13

Cocoa's EUGENE COLLINS and Miami's TANGYE WALLACE established themselves as the top area threats for national honors in the regional qualifying meet for most of Florida. Eugene long jumped nearly 23 feet and Tangye took the girl's long sprints in a meeting of the region's best Intermediates and Seniors (14-15 and 16-17).

Other national threats emerged in Jacksonville half-miler GEORGE TERRELL and Miami jumper/hurdler LORRAINE RAY.

Boys 100-Allen Hart (Intermediate, Richmond Hts) 10.1; 220-Warren Porter (Miami) 23.0, Hart 23.3; 440-Wendell Shavers (Mi) 49.1...4-Wyman Daniels (Int, Mi) 51.5; 880-George Terrell (Jacksonville) 1:58.6, Henry Stanley (Int, Longwood) 2:02.1; Mi-James McCray (Mayo) 4:30.0...4-Cal Rains (Int, Margate) 4:43.6; 2Mi-Jon Winters (Largo) 10:00.2...3-Herb Wills (Int, Tallahassee) 10:07.4; MiW-Joe Sherman (Int, Clearwater) 8:47.5;

120HH/39"-Jarvis White (Ft Lauderdale) 14.3, Greg Chandler (Orlando) 14.5; HJ-Bill Balang (Mi) 6-4; LJ-Eugene Collins (Cocoa) 22-11½...3-Gene Gustad (Int, Miramar) 19-10½; PV-Dennis Nobles (Margate) 12-9½...3-Al Stanley (Int, Castleberry) 12-0; 12#SP-Tom Sparks (Orlando) 55-10½...4-Stanley Simmons (Int, Hialeah) 51-0½; DT/1.6kg-Pete Dalton (Daytona) 150-4, Simmons 145-11

Girls 100-Chandra Cheeseborough (Int, Ja) 11.1, Vickie Godfrey (Int, Mi) 11.4; 220-Tangye Wallace (Int, Mi) 24.9, Godfrey 25.2; 440-Wallace 56.0, Cheeseborough 57.9; 880-Janice Fair (Mi) 2:30.2; Mi-Cindy Ike (Int, So Daytona) 5:55.8;

100mH/30"-Lorraine Ray (Mi) 14.5; HJ-Patricia Curry (Mi) 5-0½; LJ-Ray 18-10½, Sonia James (Int, Mi) 16-10; 8#SP/DT-Genevra Pla (Mi) 39-4½/100-3½

MIDWESTERN STATES



OHIO AAU AGE GROUP CHAMPIONSHIPS WILBERFORCE, OH - June 8 from Steve Price

More than 800 boys and girls from twenty southern Ohio teams showed their talents at Wilberforce University. Adverse winds and weather spoiled some good sprint races, but failed to bother SCOTT and NADINE DAHM, who took three events between them. Top overall race was the boys 9 & under 880 and LAURA CRAVEN soloed to a good time in the same race of the girls division.

Jumpers in the boys 14-15 division were hot, with three vertical leapers over 6-0 and two long jumpers over 21-0. /Track - Chevron 440; Weather - overcast, rainy; Meet Manager - Max Henry//:

Boys 9-Under 100-R.Bonner (Utopian AC) 13.4, M.Rizner (Dayton Rec) 13.8; 220-Rizner 30.9, Scott Keifer (Kettering Striders) 31.2, Tim Smith (KS) 31.5, Bonner 31.6; LJ-Rizner 12-8 $\frac{1}{2}$ BBT-Mark Rich (Mound TC) 114-10; 880 yard Run
High Jump Scott Keifer, KS 2:41.0
Alan Miller, KS 3-9 David Powers, KS 2:44.4
Mitchell Schwartz, KS 3-7 Jay Porter, Mound TC 2:45.0
Kevin Slanton, Mound TC 3-6 Mark Reichl, KS 2:47.4
Brian O'Laughlin, Scioto 3-6 R. Fredette, Dayton Rc 2:47.5

Boys 10-11 100-Jack Wallick (Scioto TC) 12.9; 220-Tom Lascola (Sc) 30.0; 440-Tim Simmons (Md) 66.6; 880-A.J. Fredette (DR) 2:32.3, Mike McCracken (No College Hill TC) 2:33.1; 50LH-Fredette 8.3; HJ-Fredette 4-3, Darryl Bernard (KS) 4-3; LJ-Barry Bemis (KS) 14-4 $\frac{1}{2}$, Steve Patterson (Sc) 14-3, Aron Hoofkin (Springfield Striders) 14-1 $\frac{1}{2}$; SP-M.Dum (DR) 31-2 $\frac{3}{4}$, Rod King (Md) 26-9 $\frac{1}{2}$; 4x110Re-Scioto 57.6

The Midland (MI) girls invitational (June 15) is traditionally one of the top meets in the midwest. Among the outstanding marks turned in this year was a 5-7 high jump by high schooler ELLEN DEMPSEY, a 127-5 discus by DEBBIE STEPHENS, 12.0 for 80m hurdles by Mt. Lebanon's SANDY BLOOMFIELD and a 58.7 in the 440 by ROCHELLE COLLINS (Motor City TC), both in the 12-13 Division. In the 10-11 group, MARY MACIECZYK of the Mt Lebanon TC had a remarkable 38-8 3/4 shot put, while SHELA TAYLOR recorded a triple win in the sprints with 12.5/28.6/64.5.

In the youngest group, speedy BRENAE BURTON matched her teammate's triple (they are both with the Detroit Striders) 13.1/29.0 and 66.1.

Non winning marks were outstanding too (see yearly best performance lists). /from NORM SKELLY/

Thirteen different sports, including everything from horseshoes to badminton and age group track were contested in the Indianapolis-Scarborough Peace Games now in its second year. An estimated 37,000 citizens of the Indiana City participated in the tryouts to compete against folks from the Ontario (Canada) town on August 8 to 11./from PETE JONES/

Brad Bright (Chanute, KS) and RANDY SCOTT (Del City, OK) set region 8 JR.O. Decathlon records on July 20-21 at Lawrence, Kansas. Brad came from behind in the last three events to edge RUSSEL LEACH (St. Louis) 6003 to 5923 in the Senior (16-17) division with high school implements and hurdles.

Randy, on the strength of an 11-7 pole vault and 16.2 high hurdles tallied 5337 points to outscore CHUCK BAUMAN (Festus, MO) 5223 and JEFF JONES (Poplar Bluff, MO) 5122 in the 14-15 group.

Boys 12-13 100/220-Geoff Allen (Sc) 11.1/25.6; 880-R.W.Fredette (DR) 2:21.2; Mi-Scott Dahm (KS) 4:57.1, Chuck Bridgeman (DR) 4:58.2; 80mLH-C.Forgy (KS) 12.4, Bruce Bumbalough (Graham Falcons) 12.4, Richard Snodgrass (Md) 12.5; MiW-R.W.Fredette 9:32.4; HJ-Snodgrass 5-4, Dan Rohrs (12, Sc) 5-4; LJ-Bumbalough 16-4 $\frac{1}{2}$; SP-Craig Ruhkamp (Md) 39-3 $\frac{1}{2}$; Re-KS 52.5;

Discus Throw 440 yard Dash
Bob Shaffer, Gr Falcons 98-7 Scott Dahm, KS 55.8
Craig Ruhkamp, Mound 97-1 D. Sword, Springfield St 57.1
Jeff Fannin (12) GF 91-4 Tim Paine, Dayton Rec 58.8

Boys 14-15 100-M.Fairow (SS) 10.7; 220-Oscar Singer (Columbus Community TC) 23.1; 440-Derek Velte (Franklin TC) 53.8; 880-Mike Mayhew (Athens TC) 2:04.7, E.Robinson (Ut) 2:05.1; Mi-Tom Rapp (KS) 4:39.5, Mayhew 4:40.3; 120HH(5 hurdles)-Al Hunt (KS) 13.3; MiW-Kevin Butler (Sc) 8:35.0; 12#SP-G.Tyler (DR) 48-5 $\frac{1}{2}$, Ray Welch (GF) 44-8 $\frac{1}{4}$; DT-Dave Wiley (Sc) 98-2;

High Jump Long Jump
Al Hunt, Kettering Str 6-1 V. Saine, Dayton Rec 21-0
M. Mattison, Utopian AC 6-1 Paul Simmons, Kettering 21-0
Al Huber, Mound TC 6-0 M. Mattison, Utopian AC 20-3

Girls 9-Under 100-Rosalind Fudge (Springfield Community TC) 13.5, Rosemary Johnson (Sp) 13.6; 220-Johnson 31.7; 880-Laura Craven (Sc) 2:37.3; HJ-Lisa Manes (Sp) 3-7; LJ-Dionne Broadbeck (KS) 11-5 $\frac{3}{4}$; BBT-Jenny Morgan (Sc) 100-9; Re-Sp 60.4

Girls 10-11 100/220-Tracy Browning (Sp) 13.2/29.3; 440-Nina Peterson (Sp) 68.2; 880-Robin Rosemeier (Sc) 2:36.4, Lisa Renner (NCH) 2:38.8; 50LH-Ginny Freese (Sc) 8.6, Renee Hicks (Buckeye TC) 9.0; HJ-Nadine Dahm (KS) 4-2; LJ-Chris Hunt (DR) 12-11 $\frac{1}{4}$; 6#SP-D.Famera (DR) 30-9, Cindy Parson (GF) 25-9 $\frac{1}{2}$

Girls 12-13 100/220-R.Moore (Sc) 12.0/26.8; 880-Annette Cotner (Sc) 2:25.4; Mi-Shannon Cline (Sc) 5:22.7, Sandy Hoffman (Sc) 5:23.3; 80mLH-Renee Cason (CC) 13.2, T.Mitchell (Ut) 13.3; MiW-Mary Devries (KS) 9:06.4, Darla Goodrich (Sc) 9:10.9; LJ-Darlene Kemp 15-3 $\frac{1}{2}$; 6#SP/DT-W.Blacknell (Ut) 31-3 $\frac{1}{4}$ /78-6;

440 yard Dash High Jump
Liz Eickholt, Scioto TC 60.0 Shannon Cline, Scioto TC 4-10
Sherrylynn Brown 61.1 Sally Slocum, Buckeye TC 4-9
D. Roddy, 61.4 Amy Wright Kettering Str 4-9
M. Wilson, Dayton Rec 61.9 Linda Janicki, Panthers 4-9

Girls 14-15 100/220-Tonette Browning (Sp) 11.6/26.2; 440-Donna Burroughs (DR) 60.0; 880-Carrie Craven (Ohio TC) 2:20.5 MiW-Anne Pramaggiore (KS) 8:41.0; 100mLH-Elizabeth Wilmoth (P) 14.8; HJ-Carol Addy (OhTC) 5-1, Sue Cary (P) 5-1; LJ-Doreen Ransford (P) 16-6; 8#SP-Pat Malaczewski (P) 33-4 $\frac{3}{4}$; DT-Lori Wilson (Md) 94-11; 4x110Re-Panther TC 51.2

The girls Intermediate pentathlon saw LIZ CROTTY (Belleville, IL) total 3234 points, including a 5-4 High jump. /from SAM GIAMBELLUCA/

Age group track in Ohio continues to expand at a rapid rate. Among the developing teams are:

AUSTINTOWN COMMUNITY TC ... Ed Wilson (coach, Box 4183, Austintown, OH44515)
SCIOTO TC (boys & girls)...William Meade (Pres), 362 Walnut, Westerville, OH 43081
SPRINGFIELD STRIDERS (boys & girls)... Lee Roy Johnson (head coach), 304 W. Euclid Ave., Springfield, OH 44556
UTOPIAN ATHLETIC CLUB (boys & girls)... Helen Washington (Sec), P.O. Box 176, Roosevelt station, Dayton, OH 45417

a change of address from Indiana LAWRENCE TRACK CLUB (girls)... Stephen Beattie, 311 N. Fenton, Indianapolis, IN

MISSOURI VALLEY JUNIOR OLYMPICS
LAWRENCE, KS - June 22

Normally there are some super performances at this best of all district Junior Olympics meets. This year was no exception. DAN LAVITT, 15, continued an outstanding season with amagnificent sprint/hurdle triple win. Dan, who is consistent in the middle and low 14 seconds, may just be the best high hurdler (39") ever.

Bantam Boys (9-Under) 50-Ron Sampel (Tonganoxie, Ks) 6.9, Doug Riffel (Hutchinson, Ks) 7.0; 4x110Re-Topeka TC, Ks 59.6;

100 yard Dash
Byron Redman, Topeka, K 12.8
Mark Henderson, Lawrence 13.0
Ritchie Foons, Burdette, K 13.0

220 yard Dash
Ron Sample, Tonganoxie, K 28.6
Brent Redman, Topeka. 29.7
Ritchie Foons, Burdette 29.8
John Garrison, Tongan'ie 30.2

440 yard Dash
Mark Henderson, Lawrence 68.2
Brent Redmond, Topeka 68.8
Bill Perry, Carl Jct, Mo 71.5
Dave Covalt, Russell, K 72.8

Midget Boys (10-11) 50-Quinn Brown (Top) 6.7; TJ-John Butler (Fulton, Mo) 30-3½, Joe Smith (age 10, Manhattan, Ks) 30-3½; 4x110Re-Kingman, Ks 55.9;

100 yard Dash
Dana Ault, Topeka 12.1
Todd Lawson, Columbus, K 12.2
Thayne Murray (10) Jo Co 12.4

440 yard Dash
Tim Talbert, Stockton, K 63.0
Steve Brown, Johnson Co 63.3
Dana Ault, Topeka 63.4
Andy Rice, Fulton, M 64.3

Long Jump
Randy Blumenhurst, K'mn 15-6
Jeff Merrell, Wamego, K 14-9½
David Cordes, Ind'pence 14-9½

Junior Boys (12-13) Mi-Craig Carter (Johnson Co, Ks) 4:54.8, Tim Kenny (JC) 4:58.2; TJ-Scott Schwab (Manh) 39-2½, Brian Howie (Chapman, Ks) 38-9½; 4x110Re-Johnson County, Ks 50.4;

100 yard Dash
Scott Stubenhofer, Cot'w 11.0
Duane Berry, Johnson Co 11.0
Mike Foster, Topeka 11.0
Scott Suppes, Utica, K 11.0

220 yard Dash
Scott Stubenhofer, Cot'w 24.8
Mike Foster, Topeka 25.0
Kirk Hamilton, Wakeeney, K 5.2
Jeff Smith, Raymore, M 25.4

440 yard Dash
Curt Landrum, McPherson 55.9
Rich Geisen, Anthony, K 56.2
Alan Kefer, Ottawa, K 56.9
Dave Armstrong, Ft Scott 56.9

Pole Vault
Clay Vanhoose, Abbyv'le 10-6
Dee Holmes, Fredonia, K 10-0
Chand Landenback, Ab'vle 9-6

High Jump
Luke Seitz, Ellsworth 5-7
Mark Powers, Phillipsburg 5-6

High Jump
Robby Zinn, Lawrence, K 4-1
Kelly Fry, So Barber 4-0
Evans Woehlecke, Hiawatha 3-10
David Kepple, Horton, K 3-10

Long Jump
Doug Riffel, Hutchinson 13-4½
Bill Perry, Carl Jct, Mo 13-1½
David Stichler, Ind'nce 12-7

Baseball Throw
Leonard Larrison, Ton'ie 163-3
Kevin Miller, Augusta, K 161-4
Preston Estes, Marionv'l 158-8
Darin Liston, Johnson Co 155-7

220 yard Dash
Dana Ault, Topeka 27.7
Tim Talbert, Stockton, K 28.1
Thayne Murray, Johnson Co 28.3

High Jump
Craig Madill, Pittsburgh 4-11
Todd Ramage, Plains, K 4-10
Rick Nunnelly, Salina, K 4-8
John Quenn, Rossville, K 4-8

Shot Put (6 pound)
Randy Blumenhurst, K'gman 40-2½
Bill Miller, Hill City, K 36-1
David Olson, Nevada, M 36-0
Scott Barnhart, Newton, K 34-11½

70 yard Low Hurdles (30 inch)
Kevin Lambert, Chapman, K 9.7
Wesley Plumb, Johnson Co 9.9
Scott Stubenhofer, Cot'wd 10.0
Gary Cloud, Carl Jct 10.0

Long Jump
Mark Neal, Topeka 19-3½
Scott Suppes, Utica 18-9½
Duane Berry, Johnson Co 17-6½

880 yard Run
Craig Carter, Jo Co 2:06.6
Tim Kenny, Johnson Co 2:08.7
Jon Blubaugh, Lawrence 2:09.0
Ron Geisen, Anthony, K 2:12.8

Shot Put (8 pound)
David Jones, Chapman, K 54- 2½
Kevin Swiercinsky, Dover 48-11½
Carl Morgan, Diamond, M 48- 1½
Yves Adams, Topeka 46- 0½

Terry Smith, Manhattan, K 5-4
Randy Weber, Monett, M 5-4

JEAN DEFRESNE of Kansas City (Mo) had a super sprint triple in the midget girls division, while LORI GREEN had to run for her life to win a hard-fought double win in the "junior" division (12-13). In most events it was very difficult to place in the top four. /Site - Kansas University Stadium (all-weather track)/

Intermediate Boys (14-15) Mi-Bryce Allman (Jefferson City, Mo) 4:36.6, Bill Rutherford (Wichita, Ks) 4:39.2; 120HH/39"-Dan Lavitt (Raytown, Mo) 14.4; LJ-Mark Jennings (Oakley, K) 20-10, Dave Krueger (JC) 20-7½; TJ-Mark Moore (Mt Vernon, Mo) 40-0; PV-Jerry Parish (Kansas City, Mo) 12-6, Kevin McKay (Wich) 11-6; 12#SP/DT(1.6kg)-Jim Favrow (Manh) 52-6½/146-9½;

100 yard/220 yard Dash 440 yard Dash
Dan Lavitt, Raytown, M 10.1/22.3 Ray Hanf, Johnson Co 51.4
Phil Switzer, Bogue, K 10.2/22.6 Steve Nelson, Ft Riley 52.9
Mac Robertson, Hut'sn 10.3/22.8 Drew Jessee, Lanagan, M 53.5

880 yard Dash High Jump
Bryce Allmon, Jef'sn C, M 1:59.2 Brent Noel, Johnson Co 6-5½
Dale Perry, Ft Scott, K 2:02.6 Rob Catloth, Winchester 6-0
Steve Silverman, Jo Co 2:03.5 Tim Walsh, Johnson Co 6-0

Senior Boys (16-17) 100/220-Mike Woodfin (Top) 10.0/22.3; 880-Blaine Campbell (Manh) 1:56.1; 2Mi/MiSteeplechase-Steve Fisher (Sedalia, Mo) 9:26.0/5:05.5; HJ-Dan Schier (Manh) 6-6; LJ/TJ-Steve Newcomer (KC, Mo) 21-9½/44-9; PV-Doug Knauss (Halstead, Ks) 14-10½; 4x110Re/4x440Re-Topeka TC 44.9/3:35.5

Bantam Girls (9-Under) 50-Ingrid Tyree (Top) 7.1; 100-Alicia Barber (No Topeka, Ks) 13.5; 220-Alesia Cox (Sal) 30.1; Barber 31.0; HJ-Christie Cheng (Law) 3-8, Shelia Hamilton (Partridge, Ks) 3-8; LJ-Angie Stephens (Wich) 12-10½, Kim Merrell (Wam) 12-5½; BBT-Roxie McGee (Sal) 126-6, Joyce Rufener (Hope) 126-5

Midget Girls (10-11) 50-Dee Ann Cox (Beloit, Ks) 6.7; 440-Jean Defresne (KC, Mo) 64.2; BBT-Sheryl Searle (Hays, Ks) 176-8, Marn Jensen (Prairie Village) 172-1; 4x110Re-Sal 56.8;

100 yard Dash High Jump
Jean Defresne, Kansas C 11.6 Brenda Elbe, Americus, K 4-6
Dana Ginavan, Emporia, K 12.1 Traci Gisel, Hutchinson, K 4-4
Karen Pulliam, Wichita 12.2 Bonnie Bottom, Circlev'l, K 4-4
Gina Hayes, Topeka 12.2 Julie Gorham, Kansas C, M 4-2

220 yard Dash Long Jump
Jean Defresne, Kansas C 26.7 Dana Ginavan, Emporia, K 15-6½
Dana Ginavan, Emporia, K 27.5 Dee Ann Cox, Beloit, K 15-0
Gina Hayes, Topeka 27.8 Susan Johnston, Leaven'th 14-4½

Junior Girls (12-13) 440-Jocelyn Bently (Top) 59.3, Jeanine Gorham (KC, Mo) 59.9; LJ-Sandra Myers (Windom, Ks) 17-4;

100 yard/220 yard Dash 80 meter Low Hurdles (30 in)
Lori Green, Topeka 11.1/25.2 Debra Moeller, Kingman, K 12.9
Jeanne Gorham, KC, Mo 11.4/25.3 Linda Dobratz, Downs, K 13.3
Laurette Rhea, Top 11.5/25.3 Sharon Metz, Neosho, M 13.4
Mari Jo Klina, Cinder'ts 13.4

High Jump Shot Put (6 pound)
Linda Scott, White City, K 5- 2 Becky McGranahan, Emmet 41-4½
Brenda Gordon, Topeka 4-10 Janice Stucky, Mound'ge 41-2½
Becky Nilles, Andale, K 4-10 Debra Hicks, Moberly, M 4-10 Diana Conors, Nevada, M 37-3

Intermediate Girls (14-15) 100-Cathy Dickinson (Natoma, Ks) 11.2; 220-Lori Paxton (Thunderbolts, Ks) 25.5; 440-Audrey Remington (Top) 59.0; 880-Cindy Worcester (Hill City) 2:22.5; 100mH/30"-Lori Lowry (Th) 14.9, Glenda Malstead (Belleville, K) 15.3; HJ-Sheila Orth (Bushton, Ks) 5-5; LJ-Karesa Robbins (Great Bend, Ks) 18-5½, Susan Skolaut (Sal) 18-3½; 8#SP-Sandra Perbeck (Manh) 35-5; DT-Linda Stewart (Carl Jct) 110-3

Senior Girls (16-17) 100-Jan Smith (Th) 11.0; 220-Namette Lee (Top) 24.9; 880/Mi-Sally Arthur (JC) 2:17.6/5:20.0; HJ-Marilyn Maupin (Mexico, Mo) 5-4; LJ-Smith 18-3; 8#SP-Carla Marney (Top) 44-1, Jan Schwartz (Randolph, Ks) 42-2, Linda Long (Manh) 42-0; DT-Marney 128-0, Schwartz 118-10

PACIFIC STATES



The Antelope Valley YMCA (CA) hosts age group cross country every Thursday during the season. Write Jeff Cohand, 844 West Avenue J, Lancaster, CA, for schedule.

HI-YU SUMMER GAMES

SEATTLE, WA - July 26 - 28 - from Jack Pfeifer

Over 800 American, Canadian and West German athletes competed in the first edition of this international extravaganza. Two separate stadiums had to be used for the boys and girls from forty teams, including invited guests from the Braunschweig Track Club in West Germany.

Some competitors from Washington, Oregon and British Columbia were stifled by unusually hot weather for the northwest. But this did not deter some fine battles in boys intermediate (14-15) division, notably the 400 and 1500 meters (won by MIKE ISHERWOOD and JONATHAN SMITH of BC, after tough battles).

Braunschweiger ANDREAS WOHLER won a nice high jump duel. Top American boys were Seattle-ites MIKE JACKSON and KEN NEAL, who had nice triples in the two youngest divisions, and Portlander MARK DAGG, who galloped a fine 12-13 1500 meters.

On the girls side, DEBBIE QUATIER cruised a sub-10:00 minute 3000 meters, but complained "that wasn't any fun at all" because of the heat. DIANE JOLIVET, a Seattle 11 year-old, cleared 4-7 in the high jump. Javelinists TRACEY CHILCOTE (143-4) and SONYA BENNETT were impressive as was Tracey's Selah, Washington teammate CHERYL ROULIER in winning two middle distance events. The best race of the day, however, was won narrowly by MARCHI WIERSON, age 11, from Portland, in the midget 800 meters.

Showing the progressive nature of the meet, the metric system was used in measuring all track and field events. /Sites - West Seattle Stadium (rubber-asphalt track) and Sealth High Stadium (cinder track); Sponsors - HI-YU and Seafair/:

Bantam Boys (9-Under) 100m-Ken Neal (Jr Football Trail Blazers, Seattle) 14.9; 200m-Neal 30.9, Donnie Barber (Victoria TC, BC) 31.3; 400m-Richard Ahrens (Abbotsford TC, BC) 71.0, Curtis Marks (Albina Roadrunners, Portland) 71.1; 800m-Keith Maxwell (Bellevue Striders, Wa) 2:45.6, Gordon Hall (Richmond TC, BC) 2:47.1, Brad King (Ri) 2:48.4, Peter Busch (So Fraser TC, BC) 2:49.5; HJ-Ahrens 3-8½; LJ-Maxwell 12-0¼, Neal 11-4¼

Midget Boys (10-11) 100m-Michael Jackson (JFTB) 13.2, Tracy Bailey (ARR) 13.5; 200m-Roy Rasmussen (Ri) 29.0, Brian Youell (Flying-Y, Victoria, BC) 29.0; 400m-Jeff Neubauer (NW Washington Striders) 65.5, Brian Bunger (JFTB) 66.2; 800m-Edgar Kruse (Ri) 2:24.8, Tom Martin (Nanaimo TC, BC) 2:30.2, Rasmussen 2:30.9; HJ-Trevor Charles (Jerico Jaguars, BC) 4-4; LJ-Jackson 14-8¼, Neubauer 14-3¼; 4x100mRe-JF Trail Blazers 56.5

ADD OR CHANGE THESE NEW TEAMS
From Northern California:

ALAMEDA TC (boys)...
Bob DeCelle, P.O. Box 1606,
Alameda, CA 94501

BERKELEY TC (boys & girls)...
Willie White, 2246 Milvia Way,
Berkeley, CA 94704

CAMINO WEST TC (boys)...
Peter Michan, 1070 Crestview Dr,
San Carlos, CA 94070

EASTSHORE COMMUNITY CENTER (boys & girls)...
Richard Evans, 4705 Hart-
nett ave., Richmond, CA 94804

GOLD SPIKE TRACK CLUB (boys)...
Nicholas Vogt, Box 3, Ridgeview Dr,
Grass Valley, CA 95945

HOLY SPIRIT STRIDERS (boys)...
Max Valenzuela, 37074 Dutra Way,
Fremont, CA 94536

MILPITAS TRACK (boys & girls)...
Bob Woodruff, 434 Manfred,
Milpitas, CA 95035

PALO ALTO TC (boys & girls)...
Jim Donald, 2739 Lewis Rd.,
Palo Alto, CA 94303

STALLION TRACK CLUB (boys)...
Marc Christensen, Porrero Hill JHS,
655 Dehoro, San Francisco, CA 94107

SPARTA TRACK CLUB (boys)...
Jane Ellis, 2618 Malaga Drive,
San Jose, Ca 95125

VALLEY OF THE MOON TC (boys)...
Stan Hockerson, 18 Berger Lane,
Petaluma, CA 94952

* * * * *

Junior Boys (12-13) 100m/200m-Peter Bryant (Vic) 11.9/24.6, John Anderson (Portland TC) 12.0/24.5, Eric Scott (Wa) 12.4/25.2; 400m-James Jones (CAYA, Seattle) 56.2, Scott 57.0, Rick Peace (Greys Harbor Greyhounds, Wa) 57.7; 800m-Steven Inniss (Abb) 2:15.5; 1500m-Mark Dagg (Por) 4:33.3; HJ-Peace 5-4¼, Nick Bennett (Vic) 5-3, Roger Pennington (Nor-Westerns, BC) 5-3 LJ-Bennett 17-4; SP-Vince Cullen (Vic) 33-1; Re-Qu Anne 54.5

Intermediate Boys (14-15) 100m/110mHH-Rourke Lowe (Por) 11.5/18.4; 200m-Harold Willers (Vic) 23.8; 400m-Mike Isherwood (Abb) 52.1, Pat Guichard (Seattle) 52.4, Bill Grant (Edmonds, Wa) 53.4; 800m-Kevin Kendall (Victoria Mercuries, BC) 2:05.2, John O'Brien (Sea) 2:05.4; 1500m-Jonathan Smith (F-Y) 4:14.7, Kendall 4:18.7; HJ-Andreas Wohle (Braunschweig TC, W Germany) 6-2¼, Brian Martin (Shelton TC, Wa) 6-1; LJ-Mike Ruben (Ri) 20-1½; SP-Steve Winter (GHG) 51-5, Lance Neubauer (NWS) 49-10½; 4x100mRe-Albina Roadrunners 47.0, Portland TC 47.5

Senior Boys (16-17) 100m/200m-Robert Person (ARR) 11.0/22.9 & 22.6h; PV-Mike Ryan (Kirkland, Wa) 13-6, Dave Andrews (Belle vue, Wa) 13-6; LJ/TJ-Ken Bell (ARR) 22-6½/43-8¼; SP/DT-Paul Gerry (Des Moines TC, Wa) 53-0/136-11; JT-Tom Sinclair (Big Harbor, Wa) 210-1; 4x100mRe-Albina RR 44.1, Braunschweig 45.8

Bantam Girls (9-Under) 100m/200m-Shelley Newham (Abb) 15.2/31.5; 400m-Kristi Pilot (Eastside TC, Wa) 74.2; 800m-Maureen Lynch (Ri) 2:50.4, Kristen Barry (Cheetah TC, Sea) 2:52.1, Linda Pulley (ES) 2:52.9; HJ/LJ-Laurie Sawyer (Vic) 3-10½/11-3½, Barry 3-9/11-3¼; 4x100mRe-Eastside TC 65.3

Midget Girls (10-11) 100m/LJ-Anita Healy (Rainbow Runners, Wa) 13.8/13-5½; 200m-Jeannie Martyniuk (Ri) 28.3, Healy 28.3, Becky McLemore (ES) 28.7; 400m-McLemore 65.8; 800m-Marchele Wierson (Por) 2:27.1, Martyniuk 2:28.7, Caroline Wallis (Ker- risdale TC, BC) 2:29.7; HJ-Diane Jolivet (Ch) 4-7¼

Junior Girls (12-13) 100m-Wanda Paden (St Johns TC) 12.9, Sonya Grant (Seattle Roadrunners) 13.0; 200m-Colleen Gibson (Abb) 26.3, Paden 26.3; 400m-Rochelle Anderson (Por) 60.5, Gibson tied Judy Tobacco (F-Y) at 61.3; 800m-Teri Gehrts (Pa- triettes) 2:29.7; 1500m-Deanna Coleman (ES) 5:06.8, Stacey Hoel (ES) 5:07.6, Lauri Shansay (Ch) 5:08.2, Michelle Carver (ES) 5:09.8; HJ-Jane Smith (NWS) 4-11½, Anke Everling (Brau) 4-11¼, Deanna Bullock (Rbw) 4-9; LJ-Jackee Davis (Tacoma Pac- ers) 15-4¼, Grant 15-4½, Tracy Day (SRR) 15-3¼; SP-Susan Wil- son (Vic) 31-10½; 4x100m-Seattle Roadrunners 53.0, NWS 53.1

Intermediate Girls (14-15) 100m/200m-Joanne Hudson (TP) 12.6/25.6; Rhonda.Massey (Gazelle TC, Sea) 57.8, Eileen Childers (ES) 58.2, Teresa Wierson (Por) 59.0; 800m-Diane Pennington (NW) 2:22.1; Barb Bangs (Southern Striders, Sea) 16.0; HJ-Kim McCormick (BS) 5-3; LJ-Linda Capers (SRR) 17-3¼; SP-Eleanor Broggi (DM) 34-9½, Carlyn Van Pelt (ES) 34-1½; Re-TP 48.9

Senior Girls (16-17) 100m/200m-Debbie Adams (Gaz) 12.4/25.7; 400m/800m-Cheryl Roulrier (Selah, Wa) 56.5/2:15.2, Georganne Whitcomb (ES) 58.7/2:18.5; 1500m-Cheryl Garmoe (ES) 4:48.9; 3000m-Debbie Quatier (Falcon TC, Wa) 9:54.2, Molly O'Neill (Wa) 10:58.1; 100mH-Jeanine Shepard (Gaz) 14.5, Karen Meri- weather (Gaz) 15.7 & 15.3h; HJ-Shepard 5-3¼; LJ-Patsy Walker (Wa) 17-6; SP/DT-Marcia Mecklenburg (Gaz) 39-8¼/122-4; JT-Sonya Bennett (Gaz) 142-4, Mecklenburg 123-10

CALIFORNIA STATE AAU GIRLS CHAMPIONSHIPS
WESTWOOD, CA - June 9 - from Bob Seaman

Next to national championships this is the top meet in the country for girls in terms of quality performances. Example: five girls under five minutes in the 14-17 mile (CAROL FLOURNOY outthstled KATHY COSTELLO to win). Example: seven girls under 60 seconds in the 12-13 440 (LEZLI PETERSON sped 57.5 to win).

Example: four girls at 12.2 or better in the 12-13 80 meter hurdles (won by 12 year-old TAWNY SINGLETON). Example: two girls over 46 1/2 feet with the 4 kg. shot (KATHY DEVINE and EMILY DOLE). Example: 12-13 weight events won at 42-4 and 120-11 (SUSAN SPRINGER and CHRISTI PYLE). Example: five 14-15 javelin throwers over 120 feet (CONNIE GASSEN the winner). /Site - UCLA (tartan track); Weather - 79° and magnificent!!!/:

Girls 12-13

100 yd Dash (wind +3.2mps)
 Jane Harding, SBS (11.7h)11.4w
 Roxanne Wright, FE (11.4h)11.4w
 Ronda Norris, SDC (11.5h)11.4w
 Tanya Willis, OC (11.8h)11.5w
 Roxanne Banks, LJD (1.7h)11.6w

220 yard Dash (w -4.3mps)
 Cindy Tyler, MM (26.0h)26.2
 Jane Harding, S Bay Str 26.5
 Roxanne Wright, FE (26.6h)26.8
 Ronda Norris, SDC (26.2h)26.8
 Tanya Willis, OC (26.4h)26.9
 Lezli Peterson, SC (26.5h)27.0

440 yard Dash (in flights)
 Lezli Peterson, S Cruz 57.5
 Sharon Dill, Lkwd Intl 58.7
 Ann Regan, Integra TC 58.7
 Josephine Riley, Rialto 58.8
 Sherrie Goldstein, Mont 58.9
 Patti Jones, SJ Cind'gl 59.2
 Ella Rich, LA Jets 59.7
 Nanette Rianda, Salinas 60.5
 Denise Cody 61.3
 Joanne Erb, L AngelesTC 61.3
 Rashelle Oliver, RCS 61.4

880 yard Run
 Penny Bridges, Rialto 2:17.7
 Paula Rose, Orange C 2:18.3
 Kris Taylor, S Leandro :18.4
 Jane Spencer, L Jolla 2:19.9
 Corrinne Nunez, Rialto :21.7
 Rochelle Hatfield, BA 2:22.0
 Katie Ross, PC Pacers 2:22.2

One mile Run
 Suzanne Keith, Rialto 5:05.1
 Karen Bain, Will's Sp 5:10.6
 Suzi Greenburg, SJC 5:11.7
 Ann Trason, Monterrey 5:12.5
 Maggie Knickrehm, Lmpc :13.3
 Becky Villalvazso, Ri 5:13.5
 Donna Sanchez, Rialto 5:18.2
 Laurie Johnson, Ria 5:22.3
 Pam Bowers, SJ Cin'gl 5:22.3
 Michelle Waters, SCC 5:22.4

80m Hurdles (flts/w +0.6+3.6)
 Tawny Singleton, Ojai V 12.1
 Joanne Erb, L Angeles TC .1
 Kathy Yuhas, Appaloosa 12.2
 Melanie Bane 12.2
 Erin Pike, LM Meteors 12.7
 Mary Winnewisser, SBS 12.7
 Kathy Bower, S Bay Str 12.8w
 Anita Kriek, Palo Alto 13.1w
 Robert Hodges, SJC 13.1
 Linda Lambert, App'sa 13.4w

200 meter Hurdles (flites)
 Joanne Erb, L AngelesTC 29.9
 Kathy Yuhas, Appaloosa 29.9
 Cathy Hohmann, Cupertino 30.3
 Kerry Zwart, Crescenta-C 0.4
 Lisa Erickson, SCC 30.4

High Jump
 Karen Hinkelman 5- 0
 Kelly Hoban, S Bay Str 5- 0
 Cynthia Cooper, SB Str 5- 0
 Theresa Cesari, Cup'to 4-10
 Candy Acres, Sta Barb'a 4-10

Long Jump (w 0.0 to +3.6mps)
 Roxanne Wright, FE 17-0
 Cassandra Griffin, LJ 16-10 3/4 w
 Joyce Bowie, SBSP 16-8 1/4
 Roberta Hodges, SJC 16-7 1/2
 Kerry Zwart, CCS 16-3 3/4 w
 Rashelle Oliver, RCS 16-3
 Arnetta Robinson, LAJ 16-3
 Cindy Doyel, Maturango 16-2 1/4 w
 Arlene Sells, Salinas 16-0 3/4
 Perrin Brew, Ap'loosa 16-0 1/4 w
 Erin Pike, LM Meteors 15-10

Shot Put (6 pound)
 Susan Springer, Sal 42-4 1/2
 Christi Pyle, CCS 40-10 1/2
 Jackie Nelson, Or Cst 39-2 3/4
 Roseann Gehres, Ojai V 38-1 1/2
 Kerry Zwart, CCS 36-10 1/2
 Teresa Warne, Blue Ang 36-6 1/2
 Cindy Rowe, RC Strider 34-8 1/2
 Sheree Mathews, Oxnard 33-4 1/2

Discus Throw (1.0 kg)
 Christi Pyle, CCS 120-11
 Roseann Gehres, Ojai 105- 9
 Susan Springer, Sal's 101- 6
 Jackie Nelson, Or Cst 95- 9
 Charm Bishop, SCC 94- 5
 Carrie Mason, Or Coast 92-11
 Brenda Berkley, Gaz'ls 90-5 1/2
 Gina Lombardi, RC Flyr 87-6

Javelin Throw (600 gram)
 Jackie Nelson, Or Cst 114-6
 Charm Bishop, SC Ch'th 111-8
 Mariena Pond, Lkwd Int 104-4
 Debbie Dibb 101-9

Girls 14-15

100 yard Dash (w +0.6mps)
 Dolly Fleetwood, SCC (11.0h)11.1
 Kim Moran, LATC (11.2h)11.3
 Linda Morrison, LJ (11.2h)11.4

220 yard Dash (w -4.4mps)
 Chris Smallwood, I (25.0wh)26.0
 Dolly Fleetwood (25.2h)26.0
 Paula Ng (25.6h)26.3

440 yard Dash (in flites)
 Pam Green, SC Cheetahs 56.6
 Laurie Mullins (14)LATC 57.5
 Kalua Bell, SC Cheetahs 58.1
 Marsha Erickson (14)SCC 58.9

880 yard Run
 Lynn Hollins, RRR 2:15.0
 Carolyn McDonald, LJD 2:16.2
 Renee Nelson, S Juan 2:16.4
 Roma Antoniewicz, LATC 2:16.4
 Pam Evans, Millbrae L 2:17.7
 Annie Dandoy, So Bay 2:18.0

One mile Run
 Kathy Adams, Will's S 5:07.1
 Karen Parish, Blue An 5:09.3
 Renay Wolfe, RC Flyer 5:10.0
 Pam Allen, S Juan Str 5:12.0
 Virginia Lantry, Arrow :12.8
 Christina Troffer, CCS :15.1
 Valerie Preston, SCC 5:15.1

Two mile Run
 Lisa Greenburg, SJC 11:01.0
 Kathy Adams, Will's 11:09.0
 Penny Reneau, Br'prt 11:24.0
 Lou MacKaye, Ojai Vy 11:28.0

One mile Walk
 Chris Sakelarios, RCF 8:02.6
 Cynthia Johnson, BA 8:04.8
 Linda Brodock, Rialto 8:09.2
 Teri Teegarden, BA 8:24.2
 Joyce Wimer, Will's S 8:36.2

100 m Hurdles/30" (w +2.7mps)
 Lisa Kinimaka, SJC 14.9
 Denise Rodgers, Millbrae 15.1
 Laurie Wilson, Millbrae 15.3
 Allison Reed, LM Meteor 15.4

300 meter Hurdles/30"
 Allison Reed, LM Meteor 46.9
 Beth Howell, La Jolla 47.6
 Tonya Little, La Jolla 47.7
 Mary Rowell, S Bay Str 48.1

High Jump
 Laurie Carmen, S Barbara 5-4
 Chris Remmling, L Jolla 5-4
 Candise Zbieranek, LMM 5-4

Long Jump
 Lisa Kinimaka, SJC 18-9 3/4
 Kim Moran (14) LATC 17-11 3/4 w
 Paula Ng 17-5 1/2

Shot Put (8 pound)
 Lisa Kinimaka, SJC 41-1 3/4
 Bea Hunt (14) Rialto 38-1 3/4
 Elaine Roque (14) LATC 37-1 1/4

Discus Throw (1.0 kg)
 Bea Hunt, Rialto RR 119-10
 Anne Hilleborn 109-1
 Kathy O'Brien, L Jolla 108-3

Javelin Throw
 Connie Gassen, CCS 136-7
 Lisa van Benthem, LJD 125-8
 Raedean Rona, Bl Angel 123-7
 Lorelei van Benthem, LJ 121-6
 Lynn van Benthem, LJD 120-8
 Kendra Bramblett, Lkwd 111-8

Girls 14-17

100 yard Dash (w +1.8mps)
 Gail Douglas, LB Comets 10.9
 Marie Nickson, Berkeley 10.9
 Rosetta Birt, Lkwd Intl 10.9
 Ginger Lewis, ML (10.9wh)11.0
 Annette Robinson, Brkly 11.0

220 yard Dash (w -4.2mps)
 Rosetta Birt, LI (24.2h)24.9
 Marie Nickson, Brk (24.5h)24.9
 Yolanda Rich, LAJ (24.8h)25.2

440 yard Dash
 Yolanda Rich, LA Jets 55.9
 Julie Lake, Lkwd Intl 56.8
 Barbara Moore, Rialto 56.9
 Melinda Revere, S Cruz 57.0

880 yard Run
 Donna Schellhaus, BA 2:12.6
 Teresa Caudillo, LBC 2:13.8
 Alice Trumbly 2:14.3
 Karen Aleccia, Or Cst 2:16.0
 Ann Slivkoff, SJC 2:16.1

One mile Run
 Carol Flournoy, SCC 4:55.0
 Kathy Costello, Orinda :55.7
 Jill Caldwell, Lkwd 4:58.1
 Ronell Powell, SJC 4:58.5
 Jamie Bowen, Lkwd In 4:58.7
 Debra Johnson, RRR 5:01.4
 Linda Heinmiller, Red 5:05.6
 Kathy Jewell, LB Comet :05.9

Two mile Run
 Debra Johnson, RRR 10:48.6
 Linda Heinmiller, Rd 10:55.2
 Kathy Jewell, LBC 11:02.0
 Laurie Jewell, LBC 11:04.0
 Dominique Carron, ML 11:08.0
 Colleen McManus, SJC 11:11.0
 Estella Guina, SJC 11:18.0
 Doreen Assumma, RRR 11:20.6

100 m Hurdles (w-0.7 to +4.8)
 Yvonne Boone, East Bay 15.1w
 Dana Davidson, Dusters 15.4
 Nancy Shellenberger, GB 15.5
 Linda Hightower, SCC 15.5w
 Terry Place 15.7w

400 meter Hurdles
 Carol Burkland, LMM 63.6
 Marylee Erickson, SCC 64.4
 Lori Anderson, Salinas 66.1
 Therese San Agustin, LBC 66.2

High Jump
 Nancy Shellenberger, GB 5-4
 Brenda Little, LM Meteor 5-4

Long Jump
 Karen Elmore, Millbrae 19-1 1/4
 Jodi Anderson, Premier 18-8 1/4
 Alice Gast, LB Comets 17-9w
 Janice Morgan, Will's 17-8 1/2
 Linda Buchanan, Mt View 17-7w
 Jackie Gay, Mt View S 17-6 1/2
 Karen Taylor, Mt View 17-5 1/2

Shot Put (4 kg)
 Kathy Devine, SD Lan't 47-0 1/2
 Emily Dole, Lkwd Intl 46-6 1/2
 Vera Peco, LB Comets 43-2 1/2
 Denise Holloway, SJC 41-8
 Debra Haynes, Fr Elans 40-1 1/4

Discus Throw
 Debra Haynes, Fr Elans 120-0
 Nora Lee, L Jolla 115-3

Javelin Throw
 Cathy Sulinski, ML 151-10
 Nadine Bowers, SJC 147- 1
 Betsy Hardaway, LATC 125-10

4 x 110 yard Relay
 Millbrae Lions TC 47.7
 Berkeley TC 48.0
 Long Beach Comets 48.2
 Lakewood International 48.3

MOUNTAIN STATES

AAU "JUNIOR" WOMEN NATIONAL CHAMPIONSHIPS
PHOENIX, Az - June 19 & 20 from Sue Humphrey



Photo by DON CHADEZ

DARRYL BOYKIN

New address for DENVER PAL ALL STARS (boys, with girls in '75)... Eugene C. Porter (manager), 2939 Monco Parkway, Denver, Colorado 80207

DENVER POLICE ATHLETIC LEAGUE BOYS "INVITATIONAL" DENVER, CO - June 23

One boy in the 10-11 quarter-mile under 60 seconds is as rare as an aardvark in Antarctica, but two in the same race is "news". The assembled onlookers saw SCOTT CARRUTHERS from the visiting Albuquerque PAL nipped by LEROY HARRIS of the host team, as both dipped under the minute mark in this particular 440. Some fine half-miles were run too, notably by 9 & under DARRELL BOYKIN and 14-15 LARRY GOLDSTONE.

Boys 9-Under 100-Rudy Germany (Denver PAL) 13.2, Troy Wolfe (Jeffco TC) 13.3; 220-Douglas Shields (DPAL) 32.0; 440-Joe Van Dyke (J) 71.0; 880-Darrell Boykin (DPAL) 2:44.3, Germany 2:47.0, Ricky Romero (Albuquerque PAL) 2:48.7; HJ-Romero 3-10 LJ-Wolfe 13-7½, Van Dyke 13-3½; 6#SP-Grant Peratt (J) 18-11½;

Boys 10-11 100-Bryan White (DPAL) 11.7, Vincent Miller (DPAL) 12.1; 220-Scott Carruthers (APAL) 28.4, White 28.5; 440-Leroy Harris (DPAL) 59.9, Carruthers 59.9; 880-Arnell Lewis (DPAL) 2:24.6, David Fallon (J) 2:34.3; Mi-Kyle Hall (J) 5:52.5; 880W-David Williams 4:58.7; LJ-White 15-10½, Robert Ray Hill (Colorado Springs All-Stars) 14-1; 4x440Re-Jeffco 4:55.0;

High Jump	Shot Put (6 pound)
Ray Hill, Colo Springs 4-5	Jim Banich (10) Jeffco 38-4½
Jeff Taton (10) Dnvr PAL 4-4	Todd Tschantz (10) Jeffco 29-0½
Todd Tschantz (10) Jeffco 4-4	Donald Lee, Albu'que PAL 28-6½

Boys 12-13 100-Vincent White (DPAL) 10.9; 220-Sam Keyes (APAL) 26.2; 440-Ronald Fugett (DPAL) 58.5; 880-Dean Christian (DPAL) 2:16.5; Mi-Mike Kelley (J) 5:29.6; 70LH/30"-Jon McVey (J) 10.2, Darrel Wilson (Denver Wingfoots) 10.3; LJ-Wilson 16-0½; TJ-Jeff Mullen (So Suburban TC) 33-5; SP-Donald Fugett (DPAL) 38-1½

Boys 14-15 100/220-Mike Carter (APAL) 10.0/22.7, Terrance Smith (CS) 10.2/23.5; 880-Larry Goldstone (CS) 2:01.5; Mi-Bo Dunaway (CS) 5:04.8; 180LH-Brian Morton (DPAL) 22.7, Richard Risinger (APAL) 22.8; MiW-Joel Kecheun (No Jeffco TC) 9:37.7; HJ-Donald Reed (CS) 5-9; LJ-Jeff Fields (SS) 19-3½; TJ-Reed 41-7½, Ken Shields (DPAL) 40-0; SP-Gregg Dickinson (J) 39-3½

Scorching heat failed to deter a versatile group of girls from the Nebraska Track Club. Placing in nearly all of the open events, the Nebraskans edged the distance oriented Rialto Road Runners and the sprint power of the Dryades Street YMCA Track Club of Louisiana.

Close battles were the order of the day (and twilight). Wisconsin's SUE TALLARD needed all of her 56.1 to win the 440, Arizonan LINDA WRIGHT and Iowan DEBBIE ESSER had a good fight in the 400 meter low hurdles and New Mexico's LINN POLK placed in all three weight events (winning the javelin with the best field event mark of the day). /Site - Phoenix College (reslite track); Weather - 110° plus!!; Entrants - 460/;

Girls 9-Under 100-Theresa Beach (Pear's Peaches) 13.9 (-5.25 mph wind); 440-Lisa Sypherd (Arizona TC) 73.2; BBT-Monica Johnson (PP) 136-0, Lauri Lucero (Highland Striders) 135-8, Joan Cowperthwait (HS) 117-1, Rhonda Weddle (Creighton TC) 117

Girls 10-11 100-Rhonda Clay (Mayor Hatcher YF, In) 12.1, Cynthia Rhodes (Mesa TC) 12.1, Lydia Laidlaw (La Jolla Demons, Ca) 12.5 (w -7.25mph); LJ-Rhodes 16-1, Robin Crozier (Scottsdale TC) 14-2, Marida Belton (Phoenix Flashers) 14-1½, Theresa Smith (PP) 14-1¼, Laura Nida (Valley of the Sun TC) 13-8, Christy Ault (Jeffco Jets, Co) 13-7¼; 4x110Re-PF 54.9

Girls 12-13 Mi-Suzanne Keith (Rialto Roadrunners) 5:20.1, Krista Holmes (Sc) 5:22.9, Donna Sanchez (RRR) 5:25.5, Corrinne Nuñez (RRR) 5:25.7; HJ-Lori Anderson (Sc) 5-1, Mary Beth Lund (Phoenix TC) 4-9; DT-Kim Wycoff (VOS) 88-6; 4x110Re/4x440Re-Arizona TC 51.2/4:02.5;

Long Jump (w +2.5 to -4.5mi)	100 yard Dash (wind -6.7mph)
Roxanne Keating, Phx Ch 17-6½	Shelia Labome, HAB (11.5h)11.6
Claudia Stahmer, Omaha 16-10½	Felicia Dupuch, Dnvr Fly 11.6
Cassandra Griffin, LJD 16-10	Lisa Thompson, VOS (11.5h)11.7
Lori Anderson, Scot'le 16-4¾	Roxanne Banks, LJD 11.8
Leslie King, Phx Chap'1 16-2½	Lisa Allen, GJJ (11.6h)11.8
Denise Gowdy, Mesa TC 15-9½	Roxanne Keating, PC (11.8h)12.0
	Leslie King, PChap'1 (11.7h)

Girls 14-Over (juniors born '56 or later only) 100(w -6.9mph) ...2-Isabelle Hartford (Dryades St YMCA, La) 11.2, 3-Jackie White (Denver Flyers) 11.2, 3-Rachel Lewis (Galesburg Jaycee Jets, Ill) 11.2, Cindy Tatum (Nebraska TC) 11.2, Wanda Nicholson (Dry) 11.3; 220...2-Hartford 24.7, 3-Lewis 25.5;

440-Sue Tallard (Madison Badgerettes, Wis) 56.1...3-Candace Glover (Houston Astro-belles) 56.3, 4-Liz Van Houten (Cactus Wrens) 56.8, Karol McKenzie (Neb) 57.6, Mary Henberger (Neb) 57.7; 880-Eva Krueger (Track America, Min) 2:18.1, Karen Moore (RRR) 2:18.4, Susan Abernathy (HAB) 2:19.3;

Mi-Debra Johnson (RRR) 5:10.5, Cindy Seikkula (TA) 5:15.2, Anne Scott (The Colorado Gold) 5:18.4, Marjorie Kaput (Phx) 5:18.8, Marie Kastrup 5:18.9; 2Mi-Johnson 11:43.3, Esther Marquez (RRR) 11:47.7, Doreen Assumma (RRR) 11:48.3; MiW-Linda Brodock (RRR) 8:23.7, Gwen Eberle (Ozark TC) 8:42, Linda Ontko (Oz) 8:53;

100mH (w -2.9mph)-Rhonda Brady (MH) 14.7, Nancy Kindig (Neb) 15.2...4-Shelley Harris (CW) 15.7; 400mH-Linda Wright (Glen-dale Gauchos) 61.6, Debbie Esser (Neb) 62.4, Dee Edeal (Neb) 64.5, Diane Nissen (Msa) 65.9;

HJ-Cindy Mitchell (CW) 5-4, Deb Baumert (Neb) 5-4, Monique Donithan (CW) 5-2; LJ(wind against)-Kindig 18-5½, Peggy Liddick (Neb) 18-5¼, Lewis 18-0½, Carol Hancock (CG) 18-0;

SP-Donna Short (Neb) 38-6½, Linn Polk (Farmington Fleetfooters) 38-1½, Mary L. O'Banner (Msa) 37-5½, Bea Hunt (RRR) 36-3¾; DT -Lucy Nieman (El Paso Sun Queens) 117-3, Julie Cart (Sc) 114-0 JT-Polk 140-8, Marilyn White (Msa) 131-9

STARTING LINE CALENDAR

OCTOBER

- 5 PINE HILLS SUN RUN, Robinswood JHS, Orlando, Fla (Boys & Girls, Elementary & up) Don Sobanko, PO Box 15672, Orlando, Fl 32808
5 KETTERING CROSS COUNTRY "INVITATIONAL", Dayton, Ohio (B & G, 9-Under & up) Steve Price, 1117 Pursell, Dayton, Oh 45420
5 RAINBOW RUNNERS INTERNATIONAL CROSS COUNTRY, Seattle, Wash (Girls) John Galbraith, 1261-205 NW, Seattle, Wa 98177
5 BLUE ANGELS CROSS COUNTRY, Mile Sq Park, Fountain Valley, Ca (G, 9-U & up) Don DeNoon, 5682 Riviera Dr, Huntington Beach, Ca
5 FRESNO STATE (Ca) CROSS COUNTRY (B & G, Junior High School & up) Red Estes, Dept of PE, Fresno State U, Fresno, Ca 93710
5 ALL-COMERS CROSS COUNTRY, Harbor Regional Park, Wilmington, Ca (B & G, 9-U & up) Bill Peck (213) 666-0546
6 CANTON (Ohio) MARATHON (Boys & Girls, All ages) Tom White, Downtown YMCA, 405 Second St, Northwest, Canton, Oh 44702
6 OLD HICKORY RUNS, Nashville, Tenn (Boys & Girls, All ages, Long Distance Runs) Kent Rea, YMCA, 1000 Church, Nashville, Tn 37203
6 ALBUQUERQUE (N Mexico) TRACK CLUB CROSS COUNTRY (B & G, 9-U & up) Steve Keel, 10805 Prospect NE, Albuquerque, NM 87112
12 CURRIE CREEK CROSS COUNTRY RUN, Midland, Mich (B & G, 9-U & up) Norm Skelly, Box 1185, Midland, Mi 48640 (517) 835-7858
12 CARTHAGE (Mo) JAYCEES CROSS COUNTRY "INVITATIONAL" (Girls, Age Group & up) Carl Lewton, 1320 Maple, Carthage, Mo
12 EIGHT MILE RUN, Cosmos Park, Columbia, Mo (B & G, All ages) Joe Duncan, 4004 Defoe Drive, Columbia, Mo 65201
12 ORLINDA (Ca) CROSS COUNTRY, Cowell Park (B & G, 9-Under & up) Don Bailes, 133 Selborne Way, Moraga, Ca 94556
12 LOS ANGELES (Ca) ALL-COMERS CROSS COUNTRY, Eagle Rock Rec Center (B & G, 9-Under & up) Bill Peck (213) 666-0546
13-18 AAU NATIONAL CONVENTION, Washington, DC (meetings of AAU Age Group and Junior Olympic committees for rules, etc.)
13 ALBUQUERQUE (NM) OLYMPETTES CROSS COUNTRY (Girls, 9-U & up) Floyd Highfill, 1516 Hoffman NE, Albuquerque, NM 87110
13 CHEETAHS CROSS COUNTRY, Mt San Antonio Coll, Walnut, Calif (G, 9-U & up) Bill Peterson, 1840 Hawkbrook Dr, San Dimas, Ca 91773
19 MICHIGAN STATE AAU CROSS COUNTRY CHAMPIONSHIPS, Northville, Mi (B & G, 9-U & up) Marv Fraser, 8100 Davidson, Detroit, Mi 48238
19 MID-STATE STRIDERS CROSS COUNTRY, Illini Meadows, Urbana, Ill (G, AG & up) Jeff Nelson, 1010 E Colorado, Lot 47, Urbana, Ill
19 OZARK AAU CROSS COUNTRY CHAMPIONSHIPS, Florissant, Mo (B & G, 9-U & up) Ralph Thorne, 12149 Red Lion Dr, Florissant, Mo 63033
19 THE COLORADO GOLD DISTANCE CARNIVAL (Girls) Gordon Fox, 9350 Osceola, Westminster, Colo 80030
19 DUKE CITY DASHERS CROSS COUNTRY, Albuquerque, NM (B & G, 9-U & up) Tony Sandoval, 2712 Rhode Island NE, Albuquerque, NM 87106
19 ROSEVILLE (Ca) CROSS COUNTRY, Sierra College (B & G, 9-Under & up) Gil Duran, 1325 Susan Circle, Roseville, Ca 95678
19 REEDLEY (Ca) FIESTA ROAD RACES (Boys & Girls, Elementary & up) Cameron Ostrand, Reedley High School, Reedley, Ca 93654
20 TRIPLE CITIES RUNNER CLUB RUNS, Endwell, New York (B & G, Track) Bob Osborne, 3717 Wildwood Drive, Endwell, NY 13760
26 BLAZERETTE CROSS COUNTRY RUN, Robinswood JHS, Orlando, Fla (B & G, Elem Sch & up) Don Sobanko, PO Box 15672, Orlando, Fl 32808
26 DETROIT JETS CROSS COUNTRY CLASSIC, Brighton, Mich (B & G, 9-U & up) Roscoe Washington, 3020 Wreford, Detroit, Mi 48208
26 MOUND CROSS COUNTRY "INVITATIONAL", Miamisburg, Ohio (9-Under & up) Mark Becker, 709 North 12th Street, Miamisburg, Oh 45342
26 MAGDALEN CROSS COUNTRY RUN, Carondelet Pk, St Louis, Mo (B & G, 9-U & up) Al Schmidt, 4354 S Kingshighway, St Louis, Mo 63109
26 FIVE MILE CROSS COUNTRY RUN, AL Gustin Golf Course, Columbia, Mo (B & G, All ages) Joe Duncan, 4004 Defoe Dr, Columbia, Mo 65201
26 ROCKY MOUNTAIN AAU GIRLS CROSS COUNTRY CHAMPIONSHIPS (9-Under & up) Lyle Knudson, 3511 Colorado Ave, Loveland, Colorado 80537
26 HAMILTON CROSS COUNTRY "INVITATIONAL", Woodward Pk, Fresno, Ca (B & G, JHS) Joe Herzog, 102 E Clinton, Fresno, Ca 93705
26 PACIFIC AAU BOYS CROSS COUNTRY CHAMPIONSHIPS, Belmont Hill, Ca (9-U & up) Nick Sakelarios, 11 Burbank Ave, Redwood City, Ca 94063
26 ALL-COMERS CROSS COUNTRY, Belvedere Pk, E Los Angeles, Ca (B & G, 9-U & up) Bill Peck (213) 666-0546
26 RIALTO (Ca) DISTANCE CARNIVAL (Girls, 9-Under & up) Dave Japs, 835 Oakdale, Rialto, Ca 92376

NOVEMBER

- 2 CENTRAL USA CROSS COUNTRY RUN, Forest Pk, St Louis, Mo (B & G, 9-U up) Bob Hyten, 1033 Randle St, Edwardsville, Illinois 62025
2 COLORADO PACERS CROSS COUNTRY "INVITATIONAL" (Girls, 9-Under & up) John Greene, PO Box 29226, Thornton, Colorado 80229
2 ALL-COMERS CROSS COUNTRY RUNS, Harbor Regional Park, Wilmington, Calif (B & G, 9-Under & up) Bill Peck (213) 666-0546
2 SOUTHERN PACIFIC AAU GIRLS CROSS COUNTRY CHAMPIONSHIPS (9-Under & up) Dave Japs, 835 Oakdale, Rialto, California 92376
3 RRCA NATIONAL CROSS COUNTRY CHAMPIONSHIPS, Bronx, NY (B & G, 9-U to 14-15) Barry Geisler, 2676 Morris Ave, Bronx, NY 10468
3 REDFORD CROSS COUNTRY "INVITATIONAL", Northville, Mi (B & G, 9-U & up) Mike Kratchak, 339 Penny Lake Dr, Walled Lake, Mi 48088
3 DUKE CITY DASHERS DISTANCE RELAYS, Albuquerque, NM (Boys) 1232 Hupmobile NE, (505) 294-8309
9 REGION ONE AAU CROSS COUNTRY, Van Cortlandt Park, Bronx, NY (Girls, 9-U & up) Don McIntyre, 43 Ackley Ave, Malverne, NY 11565
9 MORGAN-MONROE MILE ROAD RUNS, Bloomington, In (B & G, Elementary & up) Ray Vandersteen, 34442 Windcrest, Bloomington, In 47401
9 REGION SIX JR OLYMPIC CROSS COUNTRY, Detroit, Mich (Boys & Girls) Bettye Robinson, 18410 Sorrento, Detroit, Mi 48235
9 MISSOURI VALLEY OPEN CROSS COUNTRY, Topeka, Kans.....Dr John Davis, Suite 222, 820 Quincy, Topeka, Ks 66612
9 NEW MEXICO AAU STATE CROSS COUNTRY, Albuquerque (B & G, 9-U & up) Charles Gilliland, 3208 Montclair NE, Albuquerque, NM
9 LOS ANGELES (Ca) ALL-COMERS CROSS COUNTRY, Hazard Rec Center (B & G, 9-U & up, 9:30am) Bill Peck (213) 666-0546
9 CALIFORNIA STATE GIRLS AAU CROSS COUNTRY, San Diego (9-U & up) Dave Japs, 835 Oakdale, Rialto, Ca 92376
10 REGION TWO AAU CROSS COUNTRY, Philadelphia, Pa (B & G, 9-U to 14-17) Larry Wilson, 1300 E Cliveden, Philadelphia, Pa 19119
10 J F KENNEDY THREE MILE RUNS, Schenley Park, Pittsburgh, Pa (B & G, 13-U & up) John Harwick, 467 Beverly Rd, Mt Lebanon, Pa
10 OZARK AAU JO CROSS COUNTRY, Forest Park, St Louis, Mo (B & G, 9-U to 16-17) Al Schmidt, 4354 S Kingshighway, St Louis, Mo 63109
10 CALIFORNIA STATE BOYS AAU CROSS COUNTRY CHAMPIONSHIPS (9-U & up) Jerry Dunbar, 14892 Sabre Lane, Huntington Beach, Ca 92647
23 BLAZERETTE TURKEY TROT, Orlando, Fla (B & G, ES & up, Long Distance Runs) Don Sobanko, PO Box 15672, Orlando, Fl 32808
23 REGION TWO JO CROSS COUNTRY, Pittsburgh, Pa (B & G, 9-U & up) Jim Wurtzer, 1727 Pomomac Ave, Pittsburgh, Pa 15216
23 REGION EIGHT JO CROSS COUNTRY, Florissant, Mo (B & G, 9-U to 16-17) Ralph Thorne, 12149 Red Lion Dr, Florissant, Mo 63033
23 10000 meter RUN & WALK, Columbia, Mo (B & G, All ages) Joe Duncan, 4004 Defore Drive, Columbia, Mo 65201
29 NATIONAL AAU BOYS CROSS COUNTRY CHAMPIONSHIPS, Miamisburg, Oh (9-U to 14-15) Mark Becker, 708 N 12th St, Miamisburg, Oh 45342
30 NATIONAL AAU GIRLS CROSS COUNTRY CHAMPIONSHIPS, Bellbrook, Oh (9-U & up) Steve Price, 1117 Pursell, Dayton, Oh 45420
30 RIVER ROAD TEN MILE RUN, Alton, Illinois (Boys & Girls, All ages) Alton YMCA, Alton, Illinois

DECEMBER

- 7 NATIONAL JUNIOR OLYMPIC CROSS COUNTRY CHAMPIONSHIPS, Raleigh, NC (B & G, 9-U to 16-17) Mike Shea, 2705 Royster Rd, Raleigh, NC
14 WASCO (Ca) ROAD RUNS (Boys & Girls, All ages) Brad Tomasini, PO Box 840, Wasco, California 93280
21 HOLIDAY TEN MILE RUN & WALK, Cosmos Park, Columbia, Mo (B & G, All ages) Joe Duncan, 4004 Defoe Drive, Columbia, Mo 65201
21 BLAZERETTE TIME PREDICITON RUN, Valencia CC, Orlando, Fla (B & G, ES & up) Don Sobanko, PO Box 15672, Orlando, Fl 32808
26-29 CHEYENNE (Wyo) TRACK CLUB TRACK & FIELD CLINIC.....Larry Heidebrecht, 2810 House Ave, Cheyenne, Wyo 82001

NEXT ISSUE:

- ▶ X-COUNTRY SEASON DEBUT...
- ▶ EXTENSIVE YEAR-END LISTS FOR BOYS AND GIRLS...
- ▶ REGIONAL HIGHLIGHTS...
MORE PHOTOGRAPHIC COVERAGE OF THE BOYS NATIONAL...
- ▶ ALL THE REGULAR FEATURES...
MORE...

STARTING LINE
P.O. Box 878
Reseda, Calif. 91335

Address Change Requested

RICHARD EDE 42-1
627 N. INDIAN HILL
CLAREMONT, CA 91711

THE STARS OF TOMORROW IN TODAY'S *STARTING LINE*



THE TRACK & FIELD MAGAZINE FOR YOUNG ATHLETES BOYS AND GIRLS

CALENDAR OF EVENTS

Schedules of Track, Race Walking and Long distance running events at all levels...

RESULTS OF MEETS

In depth coverage of Championship and Novice competition...

TRAINING TECHNIQUES

Training articles and Medical advice for the developing young athletes...

HUMAN INTEREST AND FEATURE ARTICLES

Profiles and sketches of young athletes, their coaches and their teams...

STATISTICAL LISTS & RANKINGS

National lists and rankings of best performances at the Junior track level...

READ ALL THE NEWS OF YOUR FAVORITE SPORT

ONLY \$5.00 FOR ONE YEAR'S SUBSCRIPTION
\$9.00 FOR TWO YEARS AND \$12.00 FOR THREE

SUBSCRIBE TODAY

NAME _____
ADDRESS _____
CITY _____
STATE _____ ZIP _____

CLUB OR TEAM _____

ATHLETE _____

COACH _____

PARENT _____

OTHER _____

STARTING LINE P. O. BOX 878, RESEDA, CALIFORNIA 91335