



WOMEN'S TRACK & FIELD WORLD


Vol.16, No. 4

April 1983

\$1.50

NANCY
SCARDINA

THE ONLY PUBLICATION IN THE WORLD DEVOTED EXCLUSIVELY TO WOMEN'S TRACK & FIELD



REEL OFF

As you know, WTFW is sent gratis to every women's track team at every college, university and junior college in the United States. The objective is to give those in the sport something to pull them together, a means of communication, for heaven knows, trying to get publicity in the newspapers for women's sports is, for the most part, impossible. Only through WTFW will you know the performances of opponents. We publish whatever we receive, from Olympics down to the weakest of the Division III teams.

Editor & Publisher

Vince Reel

HIGH SCHOOL EDITOR - Rich Ede (714) 624-1484
ROAD RUNNING EDITOR - Jack Welch (503) 641-6453
ADVERTISING DIRECTOR - Jane Stary (714) 624-5955

PHOTOGRAPHERS: Jeff Johnson, Cindy Collins, Bill Leung, Jr., Tony Duffy (England), Mike Bailey (Canada), Gladys Chai (Malaysia), Dodie Bump.

CORRESPONDENTS: South America - Gerardo Bonhoff; Austria - Erich Kemper; Australia - Bernie Cecins; Belgium - Nic Lemmons; Canada - Lyle Sanderson, Ted Radcliffe; Denmark - Palle Lassen; Czechoslovakia - Alfred Janecky, Milan Skocovsky; Finland - Torsten Lindquist; France - Andre Alberty; Africa - Yves Pinaud; East Germany - Ernst Elert, Wolfgang Gitter; West Germany - Heinz Cavalier, Max Heilrath, Fritz Steinmetz; Asia - Rolf Von Der Laage; Greece - Matthew Artavans; England - Andrew Huxtable, Mel Watman; Holland - J. Koumens; Hungary - Gabriel Szabo; Iceland - Oren Eidson; Israel - Abraham Green; Italy - Luigi Mengoni, Roberto Quercetani; Japan - Atsushi Hoshino, Wakaki Maeda; Malaysia - Gurbaksh Singh Kler; Philippines - Sy Yinchow; Puerto Rico - Fernando Rodil; Norway - Erik Aarset, Einar Otto Oren; Rumania - Niculae Marasescu; South Africa - Gert Le Roux; Spain - Alfonso Posada Sanchez, Jose Corominos; Sweden - Owe Froberg; Turkey - Turhan Goker; USSR - Anatoli Kashcheyev, Ilya Lokshin, Vladimir Otkalenko; West Indies - Richard Ashenheim; Yugoslavia - Leo Lang; USA - Lester B. Hansen and 1423 SID's.

"Women's Track & Field World" (second class mail pending) is published monthly for \$14 per year by S. F. Vincent Reel, PO Box 371, Claremont, California 91711. Mailing address for contributions and subscriptions is PO Box 850, Cedar Glen, California 92321.

Cover photo of Nancy Scardina by Jack Daniels.

We hope by now coaches realize we are as anxious to publish junior college and Division II and III results and information as we are to publicize the biggies. And so we request the coaches to do three things: 1-Contact your SID and make certain WTFW is on their mailing list; 2-Make sure the results of your meets reach us; 3-Ask your library to order a subscription for WTFW so all students have the chance to read.

We welcome feature stories on your athletes. Ask your SID to write an article for WTFW. We welcome photos and we especially welcome color slides for cover use, (slides must be vertical, not horizontal to be made into a cover).

Before getting out of your chair, reach for the phone and contact your SID and your librarian. Neither of these contacts will touch your budget and they will help the sport.

In a recent "Athletics Weekly", the British track magazine, there were some interesting points concerning Soviet middle and long distance training. We quote a few points here:

1-In the USSR the National Event Coach oversees and approves (Along with their individual coaches) the programmes (training schedules) of the top runners. Failure to agree with these programmes may result in individual athletes being unable to avail themselves of various support systems.

2-Intensive anaerobic training is not stressed until after the age of 18; prior to this an all-round conditioning programme is advocated. The theory behind this concept is their belief that particularly with women athletes the muscular/skeletal system develops at a slower rate than the cardio-respiratory system, i.e. the frame is not capable of handling the power generated by the engine.

3-Horizontal jumping exercises are a vital part of the training of Soviet middle-distance women.

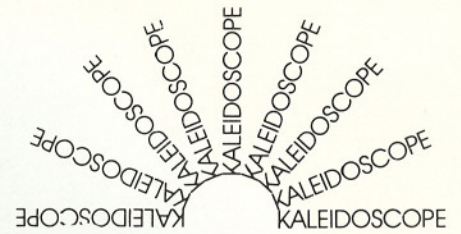
4-There is much stress upon developing good running techniques early in their development.

5-Once the peak season starts, training is directed primarily towards maintenance of fitness and improved relaxation.

6-The Russians believe that maximum performance level will not be reached until after the age of 21 and this level of performance may continue to increase for many years.

Track meets on television are a strange dilemma. You eagerly want to see a meet on TV, but when you do it leaves so much lacking that you end up with mixed feelings. The industry has yet to come up with a competent, knowledgeable announcer or interviewer. We want more track on TV, but we're afraid we'll get it. ESPN had the Vitalis Meet and did an acceptable job. Was live, which was a big plus. Their

Continued Page 21



The first World Championships to be held in Helsinki come this August will be at the site of the 1952 Olympic Games. Here the first World Champion women's marathoner will be crowned. In those 1952 Games, the longest race for women was 200 meters!...Theme for the 1983 Running and Fitness Day to be staged October 8 is "Run..for the BEST of your Life"....Kate Schmidt has retired citing non-functioning parts...We have received many, many fine track brochures from the colleges and universities throughout the country, and this is not to slight a single one, BUT if you get a chance, take a look at the brochure put out by Nebraska for 1983. Supurb. Nice to know there's a school who believes in the sport and has enough money to back that belief....Wanta get in on a good meet? Take in the Rice University Converse Bayou Classic scheduled for April 1 and 2. It will be top class. Contact Victor Lopez, Women's Coach, Rice University, Houston, Texas 77251.

Speaking of perfect predictions, it was fairly easy to predict a sure thing that Evelyn Ashford would beat Marlies Gohr in Gohr's first USA race at the SunKist in LA. Over the years we've seen a dozen or so swift Europeans get "one-tweed" by the Southern California starters' fast guns. Europeans are usually just getting on their marks when the gun fires. And Gohr got caught...A result reached us recently giving places in the "300y Bash"....

So far this season, Jarmila Kratochvilova, now 32 or 33, has zipped 50.00 and 1:58.33 indoors....Couple of Names I Like for April include Brend Till from New Hampshire, Shell Rice of St. John's and Krist Kost from Georgetown. Speaking of names, weight persons usually snicker a bit at the names of sprinters and hurdlers, but just to set things straight, here are the first names of entries in the shot put at a recent meet: Regina, Pinkie, Autumn, Cecil, Early, Jorunn and Shunta....Not a Name I like, and we don't meddle in politics, BUT I can give you one name I won't vote for for President. Mondale. I can still picture his cringe and backing of the Olympic Boycott. As for Cranston, I beat him in 1934 and can probably beat him again!



LETTERS

All-Around Thrower Suggestion

"Your attempt in naming the All-Around Thrower was most interesting. However, the adding together of the distances attained in each event gives a decided advantage to those whose forte happens to be in the long throws.

"For example, in comparing a shot performance of 16.25m (53'3 3/4) to one of 15.10 (49'6 1/2) the difference in distance is 1.24m (4'0 3/4). Comparing the relative point values on the IAAF Table, 16.25 is worth 963 points and 15.01 is 895 - a 68 point difference.

"Now if the same performance level is evaluated in the discus and javelin, the following observations can be made: In the discus 963 points equals 53.88m (176'9). 68 points less yields 49.52m (162'5) or a difference of 4.36m (14'3). The javelin is much the same.

"Assuming the IAAF Table has some validity, a shot putter must improve by a significantly greater increment in performance, almost by a factor of four, to yield the same increment increase of a javelin or discus thrower.

"Scoring the throws by the IAAF Table makes for a more competitive ranking. The mean throws (on your present ranking table) required to be #20 on the list would be 43'5 3/4 in the shot, 142'7 in the disc and 137'4 with the javelin. These are not terribly impressive marks by themselves, yet try and find athletes

walking around who have the capability of doing all three!

"I hope that other coaches and athletes submit their best performances so an in depth list can be compiled. Perhaps anyone scoring over 2520 points could be sought out.

"In all seriousness, I hope you enjoyed reading all of this prattle. What else would coaches do on Saturday mornings when there is no meet to go to?"

Loren Seagrave
Assistant Women's Track Coach
University of Tennessee
Knoxville, Tennessee

Dear Loren;

You are right, of course, in observing the spear and platter people have the big advantage in this All-Around Thrower bit. Even I had thought of that. I also thought about having to look up and score every shot, disc and javelin throw by every weight person in the country and decided against it, hoping to rev up a little interest in the three weight events anyway.

HOWEVER, if you would like to be in charge of the All-Around Throwers Competition and List and make the charts, you have a job. Seriously! We need someone like you who has the

knowledge, interest and ability to take over. How about it?

SFVR

"We love your new motto "The New Testament of the Sport". "Track and Field News" has long claimed to be the "Bible of the Sport", but the world wasn't saved until that "New Testament" came along. Keep up the good work."

USF Track Club
Marshall, Ill.

"I enjoy reading WTFW. Keep up the good work."

John Warner
Women's Track Coach
Cornell University

"I just received my first issue of WTFW, and I am most impressed. It's indeed exciting to discover a publication that covers the oft-neglected area of women's track and field. I was especially amused by your 'Please Don't Print My Photo' section.

Gordon Whitt, Jr.
Rockville, Maryland

Reach the Peak. Gill

Economy budgets need not be left at the bottom of the hill. Check into our new school pricing policy. Now you may buy from a dealer or directly from Harry Gill.

You deserve the best for your dollars. With Gill Track and Field equipment, not only are you assured of exact specifications, but also of the quality that translates into durability and easily obtainable replacement parts. Over the long run, dollars stretch even further.

You're striving to make and break records, and we want those records to stand unquestioned. That means Gill equipment for practice as well as competition. If you're reaching for the peak with a track and field program, you'll want Gill equipment beside you.

Write for a free copy of the Gill catalog:
Harry Gill Co.
201 Courtesy Road
Urbana, IL 61801
217-367-8438

GILL

ECONOMY

QUALITY

ACCURACY

PERFORMANCE

The most exacting standards in manufacturing Track & Field equipment.

TAC CHAMPIONSHIPS

Records to Hightower and Dixon

New York, New York, February 25: Two new world records were set, one of which should bear an asterik, as the TAC staged its annual championship in Madison Square Garden.

Stephanie Hightower cut one one-hundredth off her record for the 60y hurdles, and Ohio State freshman Diane Dixon pipped the 53.5 quarter mile record (that converts to 53.64) with a 53.52 clocking in her heat. The world mark for 400m is 49.59 which makes the 440y record purely academic. Regardless, Ohio State coach Mamie Rallins, coach of both these athletes, celebrated with honor.

Strangely enough the West Coast, which does not have indoor track, had teams which placed first, second, third, fourth and tie for sixth in the scoring. With clubs being able to use athletes from any section of the country, that doesn't mean much except in the case of second place Southern California Cheetahs. The Cheetahs are composed of high school, junior college and college runners from the San Gabriel Valley district - albeit the college member is from Guyana. Athletics West which emphasises the distance events, won by three points over the Cheetahs and got 8 of their 16 points from a sprinter (Cheeseborough) and another digit from a shot putter (Griffin). Only a third in the 880 and second and third in the two mile gave the AW club any distance points.

Here's how things went:

60 YARDS

No big losses in the trials although Tennessee States's Wanda Fort and Morgan State's Janet Dodson failed to advance to the semis. Ashford, Cheeseborough, Bolden and Alice Brown were the heat winners.

The semis said goodbye to Jennifer Inniss, Jackie Washington, Angela Williams, Lisa Thompson and Michele Glover along with little-known Elaine Jones of Iowa. Cheeseborough pipped Ashford by a hundredth in the second semi and Cheetah's Zelda Johnson, who just snuck into the semis at the last moment, made it to the final.

In the final, it was no contest as Ashford went to the front and stayed there. This was the fifth straight TAC win for Ashford and she now has more career wins and more consecutive wins in the National Championships than any other woman in the history of the meet. Heat 1: 1-Evelyn Ashford (Med TC) 6.91, 2-Lisa Thompson (UNLV) 6.93, 3-Elaine Jones (Iowa) 6.99, 4-Karren Coke (FD) 7.17, 5-Kris Eiring (Wis) 7.20, 6-Cecilia Nunez (Rice) 8.62; Heat 2: 1-Chandra Cheeseborough (AW) 6.70, 2-Jennifer Inniss (SCC) 6.76, 3-Diane Williams (LATC) 6.80, 4-Wanda Fort (TSU) 7.01, 5-Maudrey Perkins (NO Streakers) 7.75; Heat 3: 1-Jeanette Bolden (UCLA) 6.82, 2-Jackie Washington (Hst) 6.90, 3-Angela Williams (Flashettes TC) 6.94, 4-Inger Peterson



Chandra Cheeseborough, shown here winning the 220, led Athletics West to the TAC team championship. (Victor Sailer photo)

(UNLV) 7.10, 5-Janet Dodson (Morgan St) 7.13, 6-Decanta Phillips (Howard) 7.37; Heat 4: 1-Alice Brown (WAC) 6.77, 2-Michelle Glover (Hst) 6.87, 3-Zelda Johnson (SCC) 6.95, 4-Murian DeGraff (St.Francis) 7.07, 5-LaTanya Dawkins (UNLV) 7.10.

Semi-final 1: 1-Brown 6.68, 2-Williams 6.74, 3-Bolden 6.74, 4-Inniss 6.75, 5-Jones 6.89, 6-Thompson 6.91; Semi-final 2: 1-Cheeseborough 6.63, 2-Ashford 6.64, 3-Johnson 6.86, 4-Glover 6.87, 5-Williams 6.88, 6-Washington 6.93.

FINAL: 1-Ashford 6.58, 2-Cheeseborough 6.63, 3-Brown 6.74, 4-Williams 6.80, 5-Bolden 6.92, 6-Johnson 6.99.

220 YARDS

Qualifying for the 220 and/or 440 at the Nationals has always been rough. If there enough entries for four heats, the policy has been to qualify only the heat winners. This policy resulted in Chandra Cheeseborough setting a new American Record in her heat a few years ago and not qualify for the final as the computer had placed her in the same heat with Merlene Ottey. With entires cut this year, the four fastest times in the trials move on to the final. This resulted in three people from the same heat making it into a four-person final field. Angela Williams, Cheeseborough and Bev Kearney were the heat winners, but Kearney did not qualify. Someone might try and determine who certified the qualifying

marks for the New Orleans Streakers. Maudrey Perkins ran in the 60 and 220 and finished last in her 60 heat more than a second back of the winner, (that's about 10 yards) and last in her 220 heat nearly four seconds behind and that translates to about 35 yards!

Cheeseborough had no trouble winning the final.

Heat 1: 1-Angela Williams (Flashettes TC) 24.43, 2-Caren Askew (NY Masters) 25.23; Heat 2: 1-Chandra Cheeseborough (AW) 23.54, 2-Janet Dodson (Morgan St) 24.36, 3-Gervaise McCraw (SCC) 24.44, 4-Myrian DeGraff (SF) 25.82; Heat 3: 1-Bev Kearney (THTC) 24.78, 2-Jackie Malone (Wis) 25.39, 3-Jackie VanZant (TSU) 25.50, 4-Maudrey Perkins (NO Streakers) 28.40.
FINAL: 1-Cheeseborough 23.52, 2-Williams 24.10, 3-McCraw 24.40, 4-Dodson 24.66.

440 YARDS

Five heats with the four fastest times to the final. Strangeley enough, one heat had just two runners - both qualified leaving two heat winners watching the final from the bleachers.

Diane Dixon set her record in the first heat with a 53.52 clocking. She won the final in 53.78 by a good margin over Gwen Gardner.

Heat 1: 1-Diane Dixon (Ohio St) 53.52, 2-Kim Barnes (PAL) 55.72, 3-Lytonya Echols (G.Mason) 55.75; Heat 2: 1-Grace Jackson (Atoms) 54.45, 2-Alice Jackson (Ms Int) 54.62, 3-Janice Reid (Boston Int) 55.72, Heat 3: 1-Gwen Gardner (LAM) 53.96, 2-Charmaine Crooks (UTEP) 54.59; Heat 4: 1-Judith Brown (MichSt) 55.20, 2-Phyllis Buber (Ambler OC) 56.52, 3-Dana Wright (Old D) 57.17; Heat 5: 1-Debbie Roberson (Ms Int) 55.48, 2-Gayle Kellon (SCC) 55.86, 3-Vernecia Smith (UNLV) 57.50, 4-Genesis Eddis (Boston Int) 57.56.

FINAL: 1-Dixon 53.78, 2-Gardner 54.42, 3-Crooks 54.51, 4-Jackson 56.56.

880 YARDS

No trials necessary as only seven athletes showed. Fortunately the New Orleans Streakers entry, Vernisha Pepp, failed to appear.

As she always seems to do, Deann Gutowski took the immediate lead but by the quarter it was that old veteran Robin Campbell in front, trying to steal the race. Campbell passed the 440 in 60 flat with Walton and Arbogast (Ballenger) close behind. With two laps to go, Campbell poured it on in an effort to shake Walton, but it couldn't be done and the Mrs. Floyd cruised to a narrow win in 2:03.10, good for a new meet record. The first three were under Madeline Manning's meet mark set in 1980.

FINAL: 1-Delisa Walton (Tn) 2:03.10, 2-Robin Campbell (Stanford TC) 2:03.54, 3-Lee Arbogast (AW) 2:04.17, 4-Joetta Clark (Tn) 2:04.71, 5-Diane Richburg (Gaz.Int) 2:06.64, 6-Deann Gutowski (LAM) 2:08.24, 7-Sue Addison (AW) 2:09.14.

ONE MILE

A small field of five contested the mile and the Atoms Cindy Wuss led them through a 66.1 quarter. Monica Joyce took over briefly, but with three laps to go Cindy Bremser, the perennial bridesmaid, went to the front sharply and Darlene Beckford was the only one to go with her. Beckford took the lead at the gun and won by more than a second over Bremser.

FINAL: 1-Darlene Beckford (LibAC) 4:33.29, 2-Cindy Bremser (WisUn) 4:34.81, 3-Monica Joyce (Converse) 4:37.12, 4-Cindy Wuss (Atoms) 4:39.65, 5-Mary Herlihy (LibAC) 4:57.56.

TWO MILES

Athletics West nearly blew their championship in this race as Brenda Webb and Maggie Keyes were beaten by that cagey veteran Jan Merrill who ran her best race of the season. Webb led through splits of 70-2:23-3:37-4:50.7. At that point Merrill moved into second ahead of Keyes and Webb and Merrill pulled away from the field. With two laps to go, Merrill swept into the lead and won by two seconds over another perennial bridesmaid, Webb.

FINAL: 1-Jan Merrill (AGAA) 9:40.46, 2-Brenda Webb (AW) 9:42.66, 3-Maggie Keyes (AW) 9:55.01, 4-Cathy Branta (Wis) 9:59.82, 5-Beth Farmer (Fl) 10:06.42, 6-Jill Washburn (MichSt) 10:06.92, 7-Katie Ishmael (Wis) 10:07.28, 8-Joan Nesbit (NCar) 10:08.63.

60 YARD HURDLES

The USA's Big-4 was here to tangle once again: Hightower, Turner, Young and Fitzgerald. With Fitzgerald singing "When, oh when are they going to raise these hurdles?", the four advanced easily to the final along with fast improving Pam Page and veteran Kim Whitehead.

In the final, Hightower was off exceedingly well, had a yard over the field by the second barrier and won by three yards with a new American and World record of 7.36. Turner nipped Young at the finish leaving Fitzgerald to continue her song in fourth.

Heat 1: 1-Stephanie Hightower (Un) 7.46, 2-Candy Young (FD) 7.62, 3-Pam Page (LATIC) 7.64, 4-Maureen Prendergast (LIU) 7.79, 5-Delores Gibbs (SOP) 7.84; Heat 2: 1-Kim Turner (UTEP) 7.56, 2-Benita Fitzgerald (Tn) 7.60, 3-Kim Whitehead (Morgan St) 7.83, 4-Valerie Flemings (UNLV) 8.32.

FINAL, 1-Hightower 7.36, 2-Turner 7.57, 3-Young 7.61, 4-Fitzgerald 7.71, 5-Page 7.83, 6-Whitehead 7.90.



Old pro Jan Merrill leads another old pro, Brenda Webb, with one lap to go in the two mile. Merrill won in 9:40.46s. (Victor Sailer photo)

ONE MILE WALK

Susan Brodcock, back in good form once again, walked off (ho-ho) with the victory by three seconds over Teresa Vaill. These two were far ahead of the rest of the field.

FINAL: 1-Susan Brodcock (SCRR) 7:14.67, 2-Teresa Vaill (Island TC) 7:17.32, 3-Susan Liers-Westerfield (Island TC) 7:33.93, 4-Vicki Jones (Med TC) 7:48.97, 5-Chris Anderson (Lib AC) 7:49.98, 6-Carol Brown (Adelphi) 7:56.41.

640 YARD RELAY (4x1 Lap)

Big surprise was not the win by Al McDaniels troops, but that TWO teams beat Tennessee State in their favorite relay. The Southern California Cheetahs nipped TSU by a tenth for second place.

FINAL: 1-UNLV (Lisa Thompson-Inger Peterson-Vernicia Smith-LaTanya Dawkins) 1:10.55, 2-SC Cheetahs 1:11.24, 3-Tennessee State 1:11.34.

SPRINT MEDLEY RELAY

The New York PAL crew started off well in the lead but lost it to Tennessee State who in turn lost it in the final 30 yards to Gervaise McCraw and the Southern California Cheetahs.

FINAL: 1-SC Cheetahs (Gayle Kellon-Jennifer Inniss-Zelda Johnson-Gervaise McCraw) 1:45.38, 2-Tennessee State 1:45.44, 3-Club New York 1:46.21, PAL disqualified.

ONE MILE RELAY (4x440)

We'll never know which team was best. Ms International took the lead after the first lap and then took advantage of a tumble by the other teams at the first exchange to ease into a 3:42.35 win.

Heat 1: 1-Atoms 3:45.00, 2-Morgan State 3:45.11, 3-Howard 3:49.58, 4-Boston International 3:51.24; Heat 2: Ms International 3:44.81, 2-UNLV 3:48.62, 3-PAL 3:52.41, 4-Temple 3:52.59.

FINAL, 1-Ms International (Alice Jackson-Michelle Collins-Wanda Trent-Debbie Roberson) 3:42.35, 2-Atoms 3:45.24, 3-UNLV 3:52.42, Morgan State did not finish.

HIGH JUMP

A five-person field, but all good. Louise Ritter didn't miss until 6'3 1/2 and cleared that on her second attempt. Cuba's Silvia Costa picked up the silver and the other three were all at 5'10 3/4.

FINAL: 1-Louise Ritter (PCC) 6'3 1/2, 2-Silvia Costa (Cuba) 6'1 1/4, 3-Joni Huntley (PCC) 5'10 3/4, 4-Bonnie Harrington (Ball State TC) 5'10 3/4, 5-Joanna Bullard (Mich) 5'10 3/4.

LONG JUMP

Jennifer Inniss took the lead on the first round with 20'5 but lost it to Carol Lewis in the second round as the Houston student hopped 20'7 1/4. Cuba's Eloina Echevarria moved into second with 20'6 1/4. Inniss was back in front after the third round with 21'2 1/2 and Kathy McMillan came to life with 20'11 1/4 to move into second. Lewis took over for good on the fourth round with 21'2 3/4 and improved to 21'5 1/4 on the fifth round for the win. The mark was billed as an American Record, but Lewis leaped 21'7 1/4 in 1981.

FINAL: 1-Carol Lewis (Hst) 21'5 1/4, 2-Jennifer Inniss (SCC) 21'2 1/2, 3-Donna Thomas (NTX) 20'11 3/4, 4-Eloina Echevarria (Cuba) 20'11 1/4 (20'10 3/4), 5-Kathy McMillan (TSUTC) 20'11 1/4 (20'5), 6-Jodi Anderson (LATIC) 20'8 1/2, 7-Gwen Loud (Hawaii) 20'5 1/4, 8-Evalene Hatcher (Un) 20'2 1/2, 9-Veronica Bell (SCC) 19'6, 1-Kim Schofield (Fl) 19'3 1/4, 11-Tomi Rucker (Md) 19'0 3/4, 12-Pam Penny (Md) 19'01/2.

TAC CHAMPIONSHIPS

SHOT PUT

They moved the shot to Princeton, New Jersey - just to promote this event perhaps. Regardless, there was some pretty fair country shot putting at the Jadwin Gym. Seven entries were over fifty feet - and six of them were Americans. Unfortunately, the winner was from Holland and the LA Track Club, but it was a good competition.

FINAL: 1-Ria Stalman (LATC) 55'2 3/4, 2-Denise Wood (Knoxville TC) 54'1 1/4, 3-Elaine Sobansky (Penn St) 53'5 3/4, 4-Lorna Griffin (AW) 52'10 3/4, 5-Regina Cavanaugh (Rice) 52'0, 6-Neni Davis (PAL) 51'9 1/4, 7-Sandra Burke (NETC) 50'7 1/2, 8-Karen Nitsch (Wis) 46'8, 9-Sharon Mitnik (Temple) 44'6 3/4;

SCORING

1-Athletics West	16
2-Southern Cal Cheetahs	13
3-Pacific Coast Club	7
UNLV	7
Tennessee	7
6-Los Angeles Track Club	6
Medalist Track Club	6
8-Age Group AA	5
Houston	5
Liberty AC	5
Ms International	5
Ohio State	5
SC Roadrunners	5
Island TC	5
LA Mercurettes	5
UTEP	5
Tennessee State	5
Atoms TC	5
19-Stanford TC	3
Flashettes TC	3
Knoxville TC	3
Wisconsin United	3
23-Converse TC	2
Penn State	2
Wilt's AC	2
Club New York	2
Fairleigh Dickinson	2
28-Morgan State	1
Michigan	1
NY PAL	1
Wisconsin	1



Young middle distance star Diana Richburg. (Victor Sailer photo).

INDOOR RESULTS

SLED DOG OPEN

By Lyle Sanderson

Saskatoon Saskatchewan, Canada, January 27/29: 3135 athletes competed in an excellent meet. Only the Colgate Women's Games in New York and the Manitoba Indoor Games in Winnipeg can claim more participants making the Sled Dog the third largest indoor meet in North America and probably the world. Competition was organized for school relays and six age groups. National team member Jillian Richardson, who represents the Calgary Spartans, turned in two fine sprint wins in the Junior Women's Division. Both were superior to the Senior Women's performances in the meet. Richardson finished strongly to win the 50m in 6.65 and broke the listed Canadian Junior 200m record. Running powerfully, Richardson clocked 24.40 to break her own National record of 24.62. Richardson was also instrumental in the Spartans' victories in the 4x100m and 4x400m relays.

Diane Jones Konihowski won the shot put (41'1) and cleared 5'8 1/4 in the high jump before withdrawing. This is the veteran's first high jumping competition since the birth of her daughter.

Janet Scott performed consistently to score 3849 points in her pentathlon victory. Her 9.08 for 60m hurdles and 21'9 3/4 long jump were superior to the winners in the individual events. Her 5'6 1/4 high jump was bettered by only three others.

A number of excellent performances, with many provincial and several national records were recorded in all the age groups. Virtually every event was contested with excellent competition throughout the meet.

CAN-AM CLASSIC

Windsor, Ontario, Canada, January 29: The University of Michigan captured four events and Michigan State took three for the bright spot by Americans at the Can-Am Track Classic held at the University of Windsor. With a huge entry list, heats and semis, there were no double winners. Closest was Michigan's Joanna Bullard who captured the high jump at 5'11 1/4 and picked up a second in the hurdles.

RESULTS: LJ, Candi Burkette (MichSt) 18'8 1/2; HJ, 1-Joanna Bullard (Mich) 5'11 1/4, 2-Alison Armstrong (W.Ont) 5'10; 60mH, 1-Karen Bowen (W.Ont) 8.68, 2-Joanna Bullard (Mich) 8.91; 60m, 1-Lorrie Thornton (Mich) 7.47, 2-Brenda Kazinec (Mich) 7.53, 3-Karen Bowen (W.Ont) 7.64, 4-Candi Burkette (IchSt) 7.68, 5-Darlene Fortman (Mich) 7.85; 300m, 1-Julie Brown (MichSt) 39.2, 2-Julie Boerman (MichSt) 39.7, 3-Brenda Kazinec (Mich) 39.8; 600m, 1-Camille Cato (York U) 1:31.8, 2-Joyce Wilson (Mich) 1:33.6, 3-Jackie Sedwick

(MichSt) 1:33.8, 4-Ella Willis (Macomb CC) 1:34.6, 5-Sue Foster (Mich) 1:34.9, 6-Martha Gray (Mich) 1:36.2; 1000m, 1-Linda Orr (W.Ont) 2:52.1, 2-Sue Boley (W.Ont) 2:53.0; 1500, 1-Sandra Anschuetz (W.Ont) 4:32.8, 2-Melanie Weaver (Mich) 4:38.5, 3-Cathy Schmidt (Saginaw Valley) 4:40.2, 4-Bonnie McDonald (Mich) 4:41.7; 3000, 1-Patti Weldon (Edinborough) 9:44.6, 2-Karen Campbell (MichSt) 9:47.6, 3-Diane Bussa (MichSt) 9:48.2; 4x200, 1-Michigan (Fortman-Thornton-Wilson-Kazinec) 1:39.8, 2-Ferris State 1:47.0; 4x400, 1-Michigan State (Boerman-Sedwick-Burkette-Brown) 3:47.6, 2-Michigan 3:49.9; 4x800, 1-Michigan (Gray-Schroeder-Weaver-Foster) 9:06.4, 2-Western Ontario 9:16.2, 3-Saginaw Valley 9:35.6.

WEST VIRGINIA INV

Morgantown, West Virginia, January 29: Penn State more than doubled the points of any other institution to capture the West Virginia Invitational title with 165 points. Ohio University, with 72 digits, was runner-up.

Penn State's Elaine Sobansky had the best mark of the competition with a toss of 54'6 1/2 in the shot, her best-ever indoor mark and good for the #3 spot on the All-Time US List.

RESULTS: 5000, Sullivan (Kent St) 17:45.8; 55m, Henderson (WV) 7.10; 55mH, Allan (George Mason) 8.23; 4x800, 1-George Mason 9:19.9, 2-Ohio 9:24.0, 3-Penn State 9:25.6, 4-Navy 9:29.9, 5-West Virginia 9:31.5; 400, 1-Tami Hart (Penn St) 56.0, 2-Henderson (Pitt) 57.0; 600m, 1-Stephanie Green (Navy) 1:34.7, 2-Kelly Austin (WV) 1:35.8; DMed, Penn State 12:24.9; 800, 1-Williams (Ohio) 2:13.9, 2-Pioli (PS) 2:14.0; HJ, Howes (PS) 5'6; SP, 1-Elaine Sobansky (PS) 54'6 1/2, 2-Reidel (Kent St) 46'8 3/4, 3-Marilyn Senz (PS) 46'1 1/4; 1000m, Doreen Startare (PS) 2:52.9; 1500 Paula Renzi (PS) 4:30.3; 4x400, Penn State 3:55.8; Pentathlon, 1-Pfister (WV) 3530, 2-Lyon (GM) 3477, 3-Cristee (PS) 3327; Scores, 1-Penn State 165, 2-Ohio University 72, 3-George Mason 61, 4-West Virginia 60; 5-Kent State 38, 6-Pittsburgh 31, 7-Navy 16, 8-Frostburg 4, 9-Cal State 0.

ARMY MARCHES

Ithaca, New York, January 30: The Army marched over Cornell 60-40 in a dual meet with Collins and Hanlon leading the way. Collins won the dash and 200, was second in the long jump and led off the winning 4x400 relay team. Hanlon won the hurdles and long jump.

RESULTS: 5000, Teitsch (C) 17:03.8; 1500, Fleming (A) 4:38.61; 55mH/LJ, Hanlon (A) 8.62/18'6 3/4; 400, Taylor (C) 58.70; 55/200, Collins (A) 7.35/26.07; 4x800, Cornell 9:42.7.

GEORGE MASON WHIPS THREE

Annapolis, Maryland, February 4: George Mason trounced the Navy 67-36, Frederick College 73-22 and St. Joseph's 81-13 to dominate the four-way meeting on the Navy campus. The Patriots won eight events, double the number claimed by the Navy. The Navy's Laura Hinkley won the 1000 and mile and Mason's Peggy McVey captured the 220 and exhibition 220.

RESULTS: DMed, George Mason 12:44.5; 60y, Janet Williams (F) 7.3; 5000, Denise Fleenor (GM) 17:54.6; 4x220, 1-George Mason 1:48.2, 2-Frederick 1:48.7; LJ, Cathy Fisher (F) 18'6 3/4; SP, Phyllis Addison (GM) 40'9 3/4; Mile, Laura Hinkley (N) 5:03.4; 600, 1-Stephanie Green (N) 1:34.2, 2-Tracey Edwards (GM) 1:34.4; 60yH, Susan Allen (GM) 8.1; 300m, Peggy McVey (GM) 42.9; 1000m, Laura Hinkley (N) 2:59.8; 220, Peggy McVey (GM) 27.3.

BU CAPTURES TITLE

Cambridge, Massachusetts, February 4/5: Boston University captured the Greater Boston Championships with a ten point victory over Harvard. Six teams took part. The winners turned in a 9:10.09 for the 4x880 for the best mark of the two days.

RESULTS: 5000, 1-Mary Hynes (BU) 17:06.5, 2-Marty Shea (BU) 17:21.8; HJ, Julie White (BU) 5'10; SP, Maria Acacia (H) 44'8 1/4; Pent, Anne Jennings (BU) 3387; 4x220, 1-Boston University 1:44.56, 2-Harvard 1:44.97; Mile, Kathy Goode (Har) 4:54.98; 60yH, Kelly Toole (Northeastern) 8.23; 880, 1-Jenny Stricker (H) 2:11.45, 2-Grace DeFries (H) 2:13.65; 220, Leslie Freeman (BC) 25.88; 2M, 1-Michele Hallett (BC) 10:20.70, 2-Mary Hynes (BU) 10:26.76, 3-Barbara Higgins (BU) 10:32.05; 60y, Leslie Freeman (BC) 7.34; 440, Katherine Busby (H) 58.98; 600y, 1-Stacey Atterton (BU) 1:24.37, 2-F. DeFries (H) 1:26.37, 3-Abengowe (BU) 1:26.37; 4x880, 1-Boston University 9:10.09, 2-Harvard 9:12.04; Scores, 1-Boston University 83, 2-Harvard 72, 3-Boston College 64, 4-Northeastern 24, 5-Brandeis 6, 6-Tufts 5.

MISSOURI INV

Columbia, Missouri, February 5: A couple of good runs by Deb Pihl and Margaret Davis kept the Missouri Invitational from becoming a ho-hum affair. Davis of Iowa State broke the meet record in the three mile by more than half a minute with her time of 15:50.2, good for #10 on the All-Time US List. Pihl scooted the mile in 4:43.48. Another good mark was the 1:23.54 600y by Lincoln's Leisa Davis. Twelve teams took part in the non-scoring meet.

RESULTS: SP, 1-Mary Hyder (Mo) 46'1 1/4, 2-Marlene Frahm 44'7 1/2; HJ, Rita Graves (KanSt) 5'8 1/2; LJ, Kelly Wenlock (KanSt) 19'6 3/4; 60y, 1-Rufina Ubah (Mo) 6.7 (6.93h), 2-Alicia McQueen (Wichita St) 6.9, 3-Colleen Hanna (Iowa St) 7.0; 300y, 1-Nina Thompson (WS) 35.91, 2-Crystal Hicks (KanSt) 36.55, 3-Rose Jackson (Mo) 36.63, 4-Rufina Ubah (Mo) 36.79; 600y, 1-Leisa Davis (Lin) 1:23.54, 2-Cyd Thomas (Mo) 1:25.51, 3-Jackie Neville (SEMO) 1:27.44, 4-Pam Watt (SEMO) 1:27.85; 880, 1-Lynn Biggs (Mo) 2:17.0, 2-Mary Gray (NEMO) 2:17.0; 1000, Sabrina Dornhoefer (Mo) 2:41.17; Mile, 1-Deb Pihl (KanSt) 4:43.48, 2-Andrea Fischer (Mo) 4:46.48; 2M, Betsy Silzer (KanSt) 10:21.31; 3M, 1-Margaret Davis (Iowa St) 15:50.2, 2-Janel LeValley (KanSt) 16:07.9, 3-Sue Youngberg (Iowa St) 16:40.6; 60yH, Rene Baumgarner (WS) 8.19; 4x440, 1-Southeast Missouri 3:57.28, 2-Wichita State 3:57.53; 4x880, Kansas State 9:06.7.

PRINCETON RELAYS

Princeton, New Jersey, February 5: Villanova's 8:54.7 for the 4x880 was the top performance at the Princeton Women's Relays. Splits for the winners were Veronica McIntosh 2:14.7, Vickie Brown 2:15.7, Patty Bradley 2:12.2 and Joanne Kehs 2:12.1. Elaine Sobansky tossed the shot 52'2 3/4 and Joan Nesbitt covered two miles in 10:06.29 for other good marks.

RESULTS: Shuttle Hurdles, 1-(Tie) Princeton and Rutgers 32.3; DMed, 1-Princeton 11:49.1, 2-Penn State 11:50.9, 3-Maryland 11:58.8; 55m, 1-Joanne Gardner (NY Tech) 7.14, 2-DiPhantra Phillips (Howard) 7.19; 4x880, 1-Villanova 8:54.7, 2-Penn State 9:00.7, 3-Georgetown 9:15.4, 4-Pennsylvania 9:16.7, 5-Yale 9:16.9, 6-Army 9:23.1; SP, 1-Elaine Sobansky (Penn St) 52'2 3/4, 2-Shaunta Robinson (North Car) 44'0 1/4; HJ, Thea Ackerman (Mt.St.Mary's) 5'10; LJ, 1-Tomi Rucker (Md) 19'7 1/2, 2-Brenda Bailey (Howard) 19'4 3/4; 4x220, 1-Maryland 1:43.3; 2M, 1-Joan Nesbitt (NCar) 10:06.29, 2-Paula Renzi (Penn St) 10:08.53, 3-Pat Walker (Md) 10:29.08, 4-Natalie Updegrove (Penn St) 10:34.64; 4x440, 1-Morgan State (Page-A.Dixon-Z.Dixon-Jackson) 3:47.00, 2-Villanova 3:48.81, 3-Howard 3:51.47, 4-Princeton 3:51.49, 5-Rutgers 3:51.57, 6-Penn State 3:53.41.

SYRACUSE OVER CORNELL

Ithaca, New York, February 6: Visiting Syracuse won both relays and scored a narrow three point triumph over Cornell, 51-48 in a dual meet. George of the visitors was a double winner with firsts in the 55 and 200 meter sprints. Best marks were the 9:48.20 for 3000 meters by Alice Hauber (Syracuse) and the 9:22.95 for 4x800 by the Orangewomen.



North Carolina's Joan Nesbitt had a good two mile at the Princeton Relays. (Victor Sailer photo).

RESULTS: 1500, 1-D.Jones (C) 4:41.1, 2-Alice Hauber (S) 4:41.4; 400, Ederly (S) 58.28; 55/200, George (S) 7.24/25.64; 800, Carter (C) 2:16.87; HJ, Daniels (S) 5'5; SP, Sharkee (S) 40'4.

BATES INVITATIONAL

Lewiston, Maine, February 5: Fitchburg's Deidre Donovan captured the long jump and the 400 to become the only double winner at the Bates Invitational which drew entries from seven colleges. The meet was a non-scoring affair.

RESULTS: 400/LJ, Deidre Donovan (F) 60.6/17'0 3/4; 4x200, New Hampshire 1:46.6; 55m, Colleen Mason (F) 7.2; SP, Brunwen Morrison (Bowdoin) 39'0 1/2; 5000, 1-Joanne Choinere (Maine) 17:26.2, 2-Anne Mille (NH) 17:33.9; 55mH, Terri Hanna (Colby) 8.7; 3000, 1-Patti Kane (Dartmouth) 10:04.6, 2-Chrisandra Simmons (Dart) 10:04.8; 4x800, Dartmouth 9:36.1; Pent, Terryl Deutsch (Dart) 3162.

NASSAU DEVELOPMENT MEET

Garden City, New York, February 4: Nassau Community College staged a developmental meet and eight teams showed and performed capably. Best performance was Adelphi's Carol Brown who made the TAC qualifying mark for the mile walk with 7:53.9.

RESULTS: 60yH, Maureen Prendergast (LIU) 8.2; 60y, 1-Felicia Steele (Brooklyn) 7.3, 2-Heather Pusey (NY Tech) 7.3; 600y, Denise Callender (LIU) 1:33.8; 300y, Hyacinth McBean (LIU) 37.7.

GOLDEN TRACK SHOE INVITATIONAL

Madison, Wisconsin, February 5: Coach Pete Tegen staged his Annual Golden Track Shoe Invitational, the meet which confuses readers by scoring points on the International Table for each athlete's performance. With that scoring, an ideal method of determining who REALLY has the best team, Wisconsin won the meet with 19832 points over Illinois State who tallied a paltry 18742. Eight teams participated.

Best mark of the competition was Cathy Branta's 9:21.88 for the 3000 meters. Branta almost made the All-Time US List. In fact, if the race had been run three days earlier, she would have been on the list and then removed by Martha White and Beth Farmer later in the week! Branta was pushed by teammate Katie Ishmael who clocked 9:24.2.

Brenda Webb ran a sub-17 minute 5k and Kris Eiring (Wisconsin) ran a good 7.57 for 60 meters.

RESULTS: 4x220, 1-Wisconsin 1:42.3, 2-Illinois 1:42.4, 3-Illinois State 1:45.4; 60mH, 1-Penny Sellers (W.Ill) 8.74, 2-Amy Kopko (Ill) 8.82, 3-Jessica Harris (Ill.St) 8.90; 1500, 1-Julie Iantis (Ill) 4:27.60, 2-Sara Schumacher (Ill.St) 4:28.95, 3-Stacy Bant (Minn) 4:33.02; 60m, 1-Kris Eiring (Wis) 7.57, 2-Richele Norman (Ill.St) 7.76, 3-Jackie Malone (Wis) 7.82; 600m, 1-Gretchen Grier (Ill) 1:35.1, 2-Kristi Kropp (Wis) 1:36.83, 3-Pam Hall (Ill) 1:37.26; 5000, 1-Brenda Webb (Ath.Wst) 16:56.22, 2-Sue Alm (Minn) 17:14.26; LJ, Pat Johnson (Un) 19'7 1/2; 400, Cathy Gorecki (Minn) 57.59; SP, 1-Karen Nitsch (Wis) 48'0, 2-Julie Rask (Minn) 44'11 3/4; HJ, 1-Erlisha Gwin (Ill.St) 5'9, 2-Sellers (W.Ill) 5'9; 800, 1-Cindy Bremser (Un) 1:09.0, 2-Jody Eder (Minn) 2:12.20, 3-Marie Simonsson (Dr) 2:12.45; 4x880, 1-Wisconsin (Keskinen-Thomson-Brunner-Spaltholz) 9:05.75, 2-Wisconsin "B" 9:30.08, 3-Western Illinois 9:30.20; 4x440, 1-Illinois (Glade-Hall-Conda-Grier) 3:53.89, 2-Wisconsin 3:56.33, 3-Minnesota 3:57.21; 300m, Kim Dunlap (Ill) 40.60; 3000, 1-Cathy Branta (Wis) 9:21.88, 2-Katie Ishmael (Wis) 9:24.2,

3-Liz Hjalmarsson (Dr) 9:29.56, 4-Sara Schumacher (Ill.St) 9:32.61; Scores, 1-Wisconsin 19832, 2-Illinois State 18742, 3-Illinois 18503, 4-Western Illinois 18493, 5-Minnesota 14151, 6-Marquette 13430, 7-Northern Iowa 12223, 8-Drake 11581.

NEBRASKA WHIPS ARKANSAS

Lincoln, Nebraska, February 5: Nebraska romped over visiting Arkansas 80-32 in a dual meet. Nebraska won everything short while Arkansas captured the two mile, the mile and 880, the latter two by Karen Goodberlet. But it was the speed of Nebraska that captured attention. The Huskers were 1-2-3-4 in the 60, 1-2-3 in the 600, 1-2 in the 440, 1-2-3 in the long jump, 1-2 in the 300, 1-2 in the hurdles, won the 1000 and mile relay.

Best mark of the festivities came from Nebraska freshman Angela Thacker who hopped 21'2 1/2 to capture the long jump. Thacker also was second in the 60 and ran a leg on the 4x440 team.

RESULTS: 2M, Edel Hackett (A) 10:41.69; SP, 1-Karen Wood (Nb) 45'10 1/2, 2-Katie Osbourne (Nb) 44'5 1/2; HJ, Cathy Seybold (Nb) 5'6; Mile, 1-Karen Goodberlet (A) 4:53.6, 2-Sharon Little (A) 4:55.4, 3-Mary Amen (Nb) 4:55.5; 60y, 1-Janet Burke (Nb) 6.81, 2-Angela Thacker (Nb) 6.89, 3-Rhonda Blanford (Nb) 7.03, 4-Holly Ashmore (Nb) 7.11; 600y, 1-Marcia Tate (Nb) 1:22.05, 2-Terri Smith (Nb) 1:26.74, 3-Ruth Pugh (Nb) 1:27.21; 440, Holly Ashmore (Nb) 57.51; LJ, 1-Angela Thacker (Nb) 21'2 1/2, 2-Nicole Ali (Nb) 19'2; 300y, 1-Janet Burke (Nb) 34.31, 2-Jennie Gorham (Nb) 35.10, 3-Lisa Sparks (A) 35.91; 60yH, 1-Rhonda Blanford (Nb) 7.90, 2-Stephanie Thomas (Nb) 7.96; 1000y, 1-Kirsti Voldnes (Nb) 2:33.16, 2-Cathy Stone (A) 2:38.87; 880, 1-Karen Goodberlet (A) 2:15.35, 2-Ruth Pugh (Nb) 2:16.17; 4x440, Nebraska (Ali-Blanford-Thacker-Gorham) 3:47.61.

FLORIDA OPEN

Gainesville, Florida, February 11: Georgia's Linda Detlefson captured two events in good times to be the outstanding performer at the Florida Open. Detlefson zipped the 1500 in 4:20.0 and returned to win the 800 in 2:10.3. Other good performances were the 7.6 clocking for Lori Dinello (Florida) in the 55m hurdles, Auburn's Stephanie Bonner at 54.3 in the 400 and the 2:49.9 thousand by Gina Procaccio (Florida). Wendy Knudson, on the comeback trail, was runner-up in both the 1500 and 3000, building a little endurance.

RESULTS: LJ, 1-Kim Schofield (Fl) 20'0 1/2, 2-Kathy Rankin (Ga) 19'10, 3-Vogel Newsome (FAMU TC) 19'4; SP, June Reid (Aub) 44'2 3/4; 1500, 1-Linda Detlefson (Ga) 4:20.0, 2-Wendy Knudson (AITC) 4:22.3, 3-Shelly Steely (Fl) 4:33.4, 4-Nancy Rettie (Fl.St TC) 4:36.4; 55mH, 1-Lori Dinello (Fl) 7.6, 2-Almtha Roland (SFCC) 7.8, 3-Debbie DaCosta (Ga) 7.8; 400, 1-Stephanie Bonner (Aub) 54.3, 2-Fawn Young (Aub) 56.0, 3-Susan Seebers (Fl) 56.3, 4-Piper Bressant (Fl) 56.6; 600m, 1-Vogel Newsome (FAMU TC) 1:33.3, 2-Sonja Braasch (Munchkin TC) 1:33.6, 3-Bonnie Smith (Ga) 1:34.4, 4-Delight Chambers (Fl) 1:35.6, 5-Alverretta Pitts (Fl) 1:35.6; 55m, 1-Veronica Walker (Ga) 6.8, 2-Kim Schofield (Fl) 7.0, 3-Lori Dinello (Fl) 7.0, 4-Sherry Roberts (SFCC) 7.0; 800, 1-Linda Detlefson (Ga) 2:10.3, 2-Beth Adkins (Fl) 2:11.9, 3-Ellen Alsobrook (Ga) 2:12.1; 1000m, 1-Gina Procaccio (Fl) 2:49.9, 2-Wendy Knudson (AITC) 9:58.5, 3-Maria Large (Aub) 10:06.6; 4x400, 1-Florida 3:49.5, 2-Auburn 3:51.9; 4x800, 1-Munchkin TC 9:05.4, 2-Florida 9:08.7.

MINNESOTA IMPROVES

Iowa City, Iowa, February 12: Long known as a patsy in track circles, the University of Minnesota showed signs of coming into the swing of things as it won six events to dominate a three-way non-scoring competition at the University of Iowa. Western Illinois grabbed top honors in four events while the best the hosts could do was win one individual event and the 4x440 relay.

Penny Sellers of Western Illinois and Chris Davenport of Iowa staged an Iron-Woman contest during the day. Sellers was second in the high jump, third in the 300, second in the 60 and won the hurdles. Davenport was fourth in the high jump, second in the 600, third in the long jump, third in the hurdles and ran anchor on the winning 4x440 team. Both slept well that night.

The 600 provided the best performance of the day with Minnesota's Cathy Gorecki winning in 1:24.11 with Davenport and WI's Cellie Watson close behind.

RESULTS: HJ, 1-Melinda Morris (WI) 5'7, 2-Penny Sellers (WI) 5'7, 3-Sue Perkins (WI) 5'7; Mile, 1-Jody Eder (M) 4:47.1, 2-Jennifer Potts (WI) 4:56.5; 60y, Betsy Crouch (WI) 7.38; 880, Stacy Bant (M) 2:13.44; 60yH, Penny Sellers (WI) 8.27; 600, 1-Cathy Gorecki (M) 1:24.11, 2-Chris Davenport (Ia) 1:24.88, 3-Cellie Watson (WI) 1:25.11; SP, 1-Becky Fettig (M) 45'5 1/4, 2-Fay Ferrar (M) 45'3, 3-Julie Rask (M) 44'2; 300y, 1-Mary Knoblauch (Ia) 36.24, 2-Lisa Allen (WI) 37.09; LJ, Jane Maltke (M) 18'7 1/2; 2M, 1-Sue Alm (M) 10:30.8, 2-Anne Dobrowski (Ia) 10:48.9; 4x440, 1-Iowa 3:56.2, 2-Western Illinois 3:58.4.

HUSKER INVITATIONAL

Lincoln, Nebraska, February 12: College teams from Florida to California showed up for the Annual Husker Invitational, but when the running, jumping and throwing had ended, it was the home team grabbing most of the honors in this non-scoring meet.

Nebraska captured six golds. Only Brigham Young had more than one as they won the shot and 4x880.

Excellent performances were the rule. The 300y sprint was probably the best with Nebraska's freshman Angela Thacker winning in 34.66 over Florida State's Randy Givens (34.83). Thacker moves onto the All-Time US List in 6th position and Givens shows up as the #8 performer. Thacker showed her versatility by winning the long jump at 20'3 3/4 over Stanford's Pam Donald and also picked up a third in the 60.

Ovriil Brown of Florida State also moved onto the All-Time US List with her 1:20.16 victory in the 600 yard run which places her #6. Other good marks came in the 60 (Janet Burke of Nebraska at 6.83), the 2:29.88 for 1000y by Deb Pihl (Kansas State), Andrea Fischer's (Missouri) 9:55.31 for two miles and the 4:46.63 mile time by Nebraska's Kirsti Voldnes. Both relay times were swift, BYU clocking 8:57.41 for the two mile and Nebraska getting 3:41.59 for the mile.

RESULTS: 60y, 1-Janet Burke (Nb) 6.83, 2-Elaine Jones (Iowa) 6.87, 3-Angela Thacker (Nb) 6.89 (6.87h), 4-Rufina Ubah (Mo) 6.90, 5-Lisa Thompson (UNLV) 6.92; LJ, 1-Angela Thacker (Nb) 20'3 3/4, 2-Pam Donald (St) 19'8 3/4, 3-Marjan Goedhart (Nb) 19'3 3/4; 600y, 1-Ovriil Brown (FlSt) 1:20.16, 2-Nicole Ali (Nb) 1:20.55, 3-Marcia Tate (Nb) 1:20.89, 4-Marcia Martin (St) 1:22.30, 5-Regina Jacobs (St) 1:23.04, 6-Lorna Tucker (Kan) 1:23.55, 7-Sonja Briscoe (UNLV) 1:25.46, 8-Laura Novell (Col) 1:25.76; 300y, 1-Angela Thacker (Nb) 34.66, 2-Randy Givens (FlSt) 34.83, 3-Carlon Blackman (Drake) 35.03, 4-Jennie Gorham (Nb) 35.17, 5-Elaine Jones (Iowa) 35.63; 60yH, 1-Rhonda Blanford (Nb) 7.81, 2-Connie McKernan (Kan) 7.94, 3-Stephanie Thomas (Nb) 8.06 (8.00h), 4-Annette Tannander (Col) 8.14, 5-Donna Smitherman (Kan) 8.24 (8.18h); 1000y, 1-Deb Pihl (Kan St) 2:29.88, 2-Marie Simonsson (Drake) 2:30.62, 3-Kirsti Voldnes (Nb) 2:34.24, 4-Ruth Pugh (Nb) 2:36.65, 5-Karen Alexander (BYU) 2:38.03; 4x440, 1-Nebraska (Burke-Tate-Ali-Gorham) 3:41.59, 2-Florida State 3:42.76, 3-UNLV 3:48.59, 4-Kansas State 3:51.45, 5-Drake 3:53.44, 6-Kansas 3:55.00; 2M, 1-Andrea Fischer (Mo) 9:55.31, 2-Liz Hjalmarsson (Drake) 10:03.51, 3-Jenny Spangler (Iowa) 10:12.13, 4-Janell Neeley (BYU) 10:16.04, 5-Janel LeValley (Kan St) 10:22.45, 6-Margaret Davis (Iowa St) 10:25.55, 7-Suzanne Youngberg (Iowa St) 10:27.26, 8-Bonnie Tamis (Col St) 10:27.73; 4x880, 1-BYU (Davidson-Alexander-Molloy-VanWagenen) 8:57.41, 2-Missouri 8:59.59, 3-Kansas State 9:04.36, 4-Nebraska 9:17.44; SP, 1-Julie Jones (BYU) 48'11, 2-Gail Smith (Iowa) 48'2, 3-Stine Lerdahl (Kan)



Husker Invitational winners Janet Burke (left) and Rhonda Blanford of the University of Nebraska.

47'10 3/4, 4-LuAnn Soderling (NWU) 47'3, 5-Karen Wood (Nb) 45'8 1/2; HJ, 1-Lisa Greenfield (Col) 5'10, 2-Mary Mol (Iowa) 5'10, 3-Annette Tannander (Col) 5'8 1/4, 4-Cathy Seybold (Nb) 5'8 1/4, 5-Marie Zanander (BYU) 5'8 1/4; Mile, 1-Kirsti Voldnes (Nb) 4:46.63, 2-Betsy Silzer (Kan St) 4:56.21.

MULE RELAYS

Warrensburg, Missouri, February 12: Northwest Missouri State edged host Central Missouri State by seven points to capture the team title at the Annual Mule Relays, 100-93. There were two double winners in CMS's Smith with wins in the 60 and 300 and Leisa Davis of Lincoln who captured the hurdles and 440.

RESULTS: 60yH, 1-Leisa Davis (Lincoln) 8.14 (8.13s), 2-Connie Davenport (Lincoln) 8.24 (8.17s); 60y, 1-Smith (CM) 6.95, 2-Stewart (Westminster) 7.09; 440, Leisa Davis (L) 56.73; 600y, 1-Jackie Neville (CM) 1:26.42, 2-Lisa Hulbert (SI/E) 1:30.91; SP, 1-Marlene Frahm (NEM) 44'7 1/2, 2-Dorothy Copper (NEM) 43'6 3/4; 4x880, 1-NEM 9:39.9, 2-CM 9:44.6, 3-Missouri 9:53.7; 300y, 1-Smith (CM) 36.74, 2-Witte (NEM) 37.70; 2M, 1-Diane Hirrlander (MU) 10:49.24, 2-Nancy Goodwine (CM) 10:51.16; Scores, 1-Northeast Missouri 100, 2-Central Missouri 93, 3-Lincoln 74, 4-Southwest Missouri 28, 5-Westminster 27, 6-Northwest Missouri 23, 7-Missouri 22, 8-Southern Illinois/Edwardsville 18, 9-Butler County JC 6, 10-Kansas City JC and Ozarks 5.

COLBY NIPS DARTMOUTH

Hanover, New Hampshire, February 12: Colby captured the final event, the 4x880, to nip Dartmouth 66-65 in a triangular meet which also involved Plattsburgh State. State tallied three points.

RESULTS: HJ, Mason (D) 5'2; 1500, 1-Schoenfelder (D) 4:40.3, 2-Olney (D) 4:40.4; 800, Olney (D) 2:17.3; 3000, Simmons (D) 9:58.91; 4x220/4x440/4x880, Colby 1:48.93/4:12.6/9:40.6.

PURDUE TRIUMPHS

West Lafayette, Indiana, February 12: Fred Wilt's Purdue Boilermakers hosted Arkansas and Harvard in a triangular meet and walked away with the victory scoring 66 points to 44 for Arkansas and 27 for Harvard.

Purdue won eight of the thirteen events led by double winners Sybil Perry (60/220) and Yvonne Netterville (Hj/Lj) and a 1-2-3 sweep in the 880. Harvard produced a couple of good times as Jenny Stricker beat Purdue's Becky Cotta in a 4:43.10 mile and Kate Wiley annexed the two mile in 10:15.81 after placing third in the mile. Cotta came back to lead the Purdue sweep in the 880.

RESULTS: 4x220, 1-Arkansas 1:42.14, 2-Harvard 1:46.52, 3-Purdue 1:46.91; Mile, 1-Jenny Stricker (H) 4:43.10, 2-Becky Cotta (P) 4:44.95, 3-Kate Wiley (H) 4:45.14, 4-Jeannie Molohon (P) 4:51.39, 5-Kathy Good (H) 4:58.20; HJ/LJ, Yvonne Netterville (P) 5'8/18'2; SP, Marie Acacia (H) 44'11 1/2; 60y, 1-Sybil Perry (P) 7.08, 2-Patricia Johnson (A) 7.21; 60yH, 1-Maria Williams (P) 8.21, 2-Marilyn Banks (A) 8.55; 440, Lisa Sparks (A) 57.08; 880, 1-Becky Cotta (P) 2:13.37, 2-Jymette Bonnavier (P) 2:13.96, 3-Jeannie Molohon (P) 2:15.25, 4-Donna Huppler (A) 2:15.58; 220, 1-Sybil Perry (P) 25.32, 2-Patricia Johnson (A) 25.49; 2M, 1-Kate Wiley (H) 10:15.81, 2-Sharon Little (A) 10:33.22, 3-Edel Hackett (A) 10:41.00; 4x440, 1-Purdue 3:54.05, 2-Arkansas 3:58.02; 4x880, 1-Purdue 9:03.43, 2-Harvard 9:28.78.

DELAWARE OPEN

Newark, Delaware, February 13: Morgan State sped to a swift 1:39.4 clocking for the 4x220 relay, equalling the best US mark to date, for the highlight of the 1983 Delaware Open. The Bearettes team was composed of Zanderland Dixon (25.5), Kim Whitehead (24.9), Gloria Jackson (24.9) and Janet Dodson (24.1). Angela Tyer of Maryland Eastern Shore had a fine 1:23.13 for 600 yards and Georgetown's Suzanne Girard ran a good 4:51.5 mile. It was a non-scoring meet.

RESULTS: 4x220, 1-Morgan State 1:39.4, 2-Delaware State 1:43.0; Mile, 1-Suzanne Girard (Gtn) 4:51.1, 2-Marya Small (Gtn) 4:57.0; HJ, Lesvia Jackson (Temple) 5'10; 600, 1-Angela Tyer (UMES) 1:23.13, 2-Adrianne Dixon (Morgan St) 1:25.31, 3-Lorraine Dortsch (Del St) 1:26.72; 440, Willetta Page (Morgan St) 56.63; 60yH, 1-Kim Whitehead (MS) 8.0, 2-Loretta Jeffery (Hampton) 8.5; 60y, 1-Eldeca Clark (Hampton) 7.0, 2-Zanderland Dixon (MS) 7.1, 3-Carol Galloway (UMES) 7.1, 4-Janet Dodson (MS) 7.1; 4x880, Georgetown 9:19.9; 4x440, 1-Morgan State (Dixon-Dixon-Sheets-Jackson) 3:51.8, 2-Delaware State 3:56.0, 3-Maryland/ES 3:58.3.

USA NIPS CANADA IN PENTATHLON

Toronto, Ontario, Canada, February 12: The USA sneaked past Canada in an eight-to-a-side pentathlon competition winning by only 11 points, 16079 to 16068. Canada's Jill Ross won the individual competition by 110 points over the USA's Cindy Greiner with 4394 points. Greiner had best marks in the high jump (5'11 1/4) and shot (43'3), but was a foot back of Ross in the long jump with 18'8 3/4, three-tenths behind in the hurdles and five seconds to the rear in the 800. Mary Harrington was third for America but Canada almost stole the win as their athletes finished 4-5-6. Almost impossible for such a meet to be any closer in the scoring.

RESULTS: 1-Jill Ross (C) 4394, 2-Cindy Greiner (USA/OreTC) 4284, 3-Mary Harrington (USA) 4143, 4-Sue Sommers (C) 3923, 5-Leslie Estwick (C) 3894, 6-Denise Filion (Ca9) 3857, 7-Renee Nickles (US/Ok) 3934, 8-Alison Armstrong (C) 3823, 9-Kathy Gillespie (US/Iowa) 3818, 10-Corey Rosenberg (C) 3801, 11-Heidi Mann (US/FI) 3796, 12-Janet Scott (C) 3784, 13-Sharon Pfister (US/WVa) 3570, 14-Wendy Limbaugh (US/UtahSt) 3398, 15-Lyndsey Almond (C) 3339, 16-Tina Shriver (US.ToS) 3225. Score, USA 16079, Canada 16068.

RECORD FOR WALLACE?

Jackson, Mississippi, February 12: Jackson State University captured the SWAC crown as the eight member schools gathered at Jackson State University. Texas Southern was runner-up.

The question of the meet was the performance of Texas Southern's Katherine Wallace - and the rest of the huge field of sprinters assembled for this conference championship - in the 50 meter dash. After running 6.47 in her heat, Wallace nipped Jackson State's Esther Hope in the final with a blitzing 6.12 - an American record, breaking the mark of 6.13 set by Evelyn Ashford in 1981. Hope was clocked in 6.14, more than two-tenths in front of the rest of the field.

The calibre of the sprinting is brought out when one notes that 28 - that's twenty-eight - runners were UNDER 6.75 either in the trials or finals, all making the 1983 USA List. We talked with the Jackson State SID, Jeff Washington, and were assured the distance was correct and the timing fully automatic.

More controversy was added when Track Athlete of the Meet honors were awarded to Texas Southern's Leslie Devereaux who ambled through the 1500 in 4:43.6 and the 3k in 10:21.10 - neither mark being good enough to make the 1983 US List. Until WTFW's phone call to Jackson State on March 1, no one was aware Wallace's time was the

USA's All Time best and only one-hundredth off Marita Koch's world record. Investigation is still going on, but as of now, all 28 sprinters are listed in our files and Wallace's record stands.

RESULTS: 1500/3000, Leslie Devereaux (TS) 4:43.6/10:21.10; 100m, 1-Gina Smith (JS) 2:56.6, 2-Wanda Nicholson (Southern) 2:59.2, 3-Leslie Devereaux (TS) 3:00.1, 4-Madna Fedd (TS) 3:01.5; 4x1 Lap, Texas Southern 1:06.0; 4x400, 1-Prairie View 3:47.6, 2-Grambling 3:49.9, 3-Jackson State 3:51.5, 4-Texas Southern 3:52.4; SP, 1-Karen Waddell (PV) 49'1 1/2, 2-Victoria Gay (TS) 48'2 3/4; HJ, 1-Andrortie Green (JS) 5'8, 2-Vivian Carnes (JS) 5'8, 3-Vivian Brown (JS) 5'8; LJ, Eunice Jones (JS) 19'6 1/4; 50mH, 1-Kathy Freeman (Sth) 7.03, 2-Rhonda Scott (Sth) 7.04, 3-Anthea Johnson (JS) 7.14, 4-Lillian Cole (AlSt) 7.18, 5-Arnita Epps (TS) 7.19, 6-Carmere Porter (TS) 7.23; 50m, 1-Katherine Wallace (TS) 6.12, 2-Esther Hope (JS) 6.14, 3-Eunice Jones (JS) 6.35, 4-Vivian Brown (JS) 6.35, 5-Sheila Labome (PV) 6.40, 6-Hellette Flowers (Sth) 6.44; 400, 1-Yolanda Small (Gram) 55.47, 2-Sheila Labome (PV) 56.51; 600m, 1-Easter Gabriel (PV) 1:34.77, 2-Norrie McAfee (PV) 1:35.71; 800, 1-Wanda Nicholson (Sth) 2:14.38, 2-Lillie Taylor (PV) 2:14.41; 4x800, 1-Prairie View 9:08.2, 2-Texas Southern 9:09.5, 3-Southern 9:22.8; Scores, 1-Jackson State 123, 2-Texas Southern 106, 3-Prairie View 96, 4-Southern 68, 5-Grambling 20, 6-Alabama State 12, 7-Mississippi Valley State 7, 8-Alcorn State 1.

HERTZ TRACK CLASSIC

Oklahoma City, February 12: Nine different schools won at least one event as the University of Oklahoma staged the Hertz Track Classic. Wichita State won a couple of events as did Rice and the home team captured four events, but North Texas State, Kansas State, UTEP, Houston and Texas A&M all had one winner.

Two events produced marks which placed their setters on the All-Time US List. Kansas State's Rita Graves won the high jump at 6'0 over Oklahoma's Sally McCarthy who also cleared that height. McCarthy has had a better mark, but Graves is now tied for 7th on the All-Time List. Oklahoma's Annette Campbell continued her fine season by winning the 600 yards in 1:20.3, a mark which moves her to the #7 position on the List.

There were good marks in the 300, long jump, two mile, hurdles and shot as well.

No score was kept and there were no double winners, but not that Sherifa Sanders didn't give it a try. Sanders ran a heat in the hurdles, a heat in the 300, placed second in the hurdle final, 4th in the 300 final, was third in the long jump and ran a leg on the winning 4x440 relay team.

RESULTS: 600y, 1-Annette Campbell (Ok) 1:20.3, 2-Suzanne Sheffield (Tx A&M) 1:25.5, 3-(tie) Jane Patton (Ok.St) and Jana Graves (Tx A&M) 1:26.5; LJ, 1-Donna Thomas (N.Tx.St) 20'7 3/4, 2-Carla Jackson (Ab.Christian) 19'5, 3-Sherifa Sanders (Ok) 19'4 1/4; 880, Disa Lewis (Rice) 2:16.5; HJ, 1-Rita Graves (KanSt) 6'0, 2-Sally McCarthy (Ok) 6'0, 3-Marietta Overwater (UTEP) 5'10, 4-(tie) Leslie Taylor (Un), Linda McCurdy (UTEP) and Anne Britt-Skaveveland (Un) 5'8, 7-Patsy Walker (Hst) 5'8, 8-Jane Clough (Ok) 5'8; 2M, 1-Kellie Cathey (Ok) 10:18.7, 2-Laurie Taylor (AC) 10:36.8, 3-Angie Piskchus (Ark.St) 10:40.6; 60yH, 1-Kim Turner (UTEP) 7.77, 2-Sherifa Sanders (Ok) 7.89, 3-Donna Thomas (N.Tx.St) 8.05, 4-Pat Lavalier (Hst) 8.05, 5-Vicki Fretwell (Ok.St) 8.14; SP, 1-Regina Cavanaugh (Rice) 51'4, 2-Cecil Hansen (Un) 49'9 1/2, 3-Pinkie Suggs (KanSt) 46'7 1/2, 4-Early Douglas (Tx Tech) 46'7, 5-Lisa Ferry (Hst) 46'5 3/4, 6-Patsy Walker (Hst) 46'2 1/2; 4x880, 1-Wichita State 9:25.69, 2-Oklahoma State 9:30.99, 3-Barton County CC 9:38.29; 440, 1-Andrera Beiry (Hst) 56.96, 2-Ella Smith (N.Tx.St) 57.06, 3-Rachel Clary (Hst) 58.34; Mile, 1-Suzanne Sheffield (Tx A&M) 4:51.14, 2-Patsy Norman (UTEP) 4:56.21, 3-Disa Lewis (Rice) 5:00.47; 300y, 1-Felicia Moore (Ok) 35.26, 2-Nina Thompson (WichSt) 35.40 (35.1h), 3-Teresa Barr (Un) 35.41, 4-Sherifa Sanders (Ok) 36.66 (35.8h); Inv. 880, 1-Essie Kellie Washington (Un) 2:15.15, 2-Stacey Zartler (Metro Str) 2:15.28; 4x440, 1-Oklahoma 3:49.50, 2-Houston 3:50.19; 60y, 1-Alicia McQueen (WichSt) 6.94, 2-Tara Mastin (Hst) 6.99 (6.98h), 3-Ondrea Lewis (OkSt) 7.02, 4-Cecilia Nunez (Rice) 7.06.

BYU MEET

Provo, Utah, February 18: Brigham Young University staged an open non-scoring meet and grabbed off five first places to four by a surprising Wyoming team. Wyoming's Kathy Van Heule was a two-time winner in the hurdles and long jump. BYU competed with most of its stars absent.

RESULTS: HJ, Maria Zanandrea (BYU) 5'8; 60yH/LJ, Kathy Van Heule (Wyo) 8.11/18'3 1/2; SE, 1-Jacque Norton (BYU) 45'9 1/2, 2-Vicki Powell (BYU) 45'7 1/2, 3-Tina Laakso (BYU) 44'10 1/2; 60y, 1-Dana Devan (Utah St) 6.89, 2-Lori Thayne (BYU) 7.06, 3-Velynn Spafford (Weber St) 7.10; Mile, 1-Andrea Everett (Wyo) 4:33.35, 2-Jill Holiday (BYU) 4:38.85, 3-Karen VanWagenen (BYU) 4:44.34, 4-Lory Stock (Wyo) 4:44.77; 400, Connie Kelly (Weber) 57.91; 600y, Shellee Coleman (Weber) 1:26.35; 3000, 1-Alison Hollington (Wyo) 10:08.79, 2-Becky Larsen (BYU) 10:13.64; 1000m, 1-Karen Alexander (BYU) 2:55.01, 2-Lori Stock (Wyo) 3:01.94; 4x440, BYU 3:58.29.

DOANE INVITATIONAL

Crete, Nebraska, February 12: Kearney State triumphed at the Doane Invitational over six other teams. The Antelopes won only five of the events, but had too much depth for the rest of the field. Sally Blickensderfer led the winners with victories in the 600 and 880 yards.

RESULTS: SP, Brookings (Concordia) 40'10"; 600y/880, Sally Blickensderfer (Kearney) 1:30.4/2:24.4; 3000y, Tracy Toban (Doane); Scores, 1-Kearney 86, 2-Doane 57, 3-Concordia 31, 4-Bethany 24, 5-Hastings 4, 6-Highland JC and Kansas Wesleyan 2.

YALE WHIPS CORNELL

New Haven, Connecticut, February 12: Yale won eight events and defeated visiting Cornell 66-39 in a dual meet. The Bulldogs were led by Forbes' double win in the 55 and 200. Best marks were the 4:34.95 1500 by Gechwind (Yale), the 9:39.0 3000 by Cornell's Teitsch and the 9:18.8 4x800 by Yale.

RESULTS: 4x200, Cornell 1:44.93; 400, Taylor (C) 58.55; 55/200, Forbes (Y) 7.41/26.43; HJ, Buchan (Y) 5'8, 800, 1-Carter (C) 2:13.19, 2-Wynne (Y) 2:13.66; 4x400/4x800, Yale 3:57.46/9:18.8.

SOUTHLAND CONF

Monroe, Louisiana, February 18: Although they won only three events plus the mile relay, Northeast Louisiana captured the team title at the Southland Women's Conference Championships over the more widely known North Texas State and Lamar Universities.

Two of NEL victories were by double winner Clotee Cowans who won the 60 and 440 Cowans was joined by two other double winners - Lamar's Midde Hamrin (mile and two mile) and Donna Thomas (North Texas State) in the long jump and hurdles. Thomas also tied for second in the high jump at 5'8 and Cowans anchored the winning relay team. Arkansas State, which scored only 7 points in the meet, had the best performance of the day when Jan Trout was over 5'10 1/4 to win the high jump.

RESULTS: SP, Anita Whitley (NTS) 43'4; LJ/60yH, Donna Thomas (NTS) 19'11/8.14; Mile/2M, Midde Hamrin (Lamar) 4:57.56/10:41.09; HJ 1-Jan Trout (ArkSt) 5'10 1/4, 2-(tie) Donna Thomas (NTS) and Laurie Young (NEL) 5'8; 60y/440, Clotee Cowans (NEL) 7.08/58.06; 4x440, Northeast Louisiana (Garletts-Young-Owens-Cowans) 4:00.99; Scores, 1-Northeast Louisiana 46, 2-North Texas State 34, 3-Lamar 19, 4-Arkansas State 7.



Donna Thomas, North Texas State, won long jump and hurdles at the Southland Conference Championships. (Jeff Johnson photo)

PRINCETON POUNDS PENN

Princeton, New Jersey, February 13: Winning every event except the high jump, Princeton overwhelmed Pennsylvania 81-24 in a dual meet in famous Jadwin gym. Sally Anderson was the only double winner, but teammate Lynn Jennings had the best mark of the day with her 9:39.65 clocking over 3000 meters.

RESULTS: 4x220, Princeton 1:45.8; 1500, 1-Demarris (P) 4:38.2, 2-Ruff (P) 4:39.5; HJ, Fleming (Penn) 5'4; 55H/200, Sally Anderson (P) 8.33/26.56; 800, Egbuono (P) 2:13.34; 4x880, 1-Princeton 9:24.8, 2-Penn 9:25.2.

WEST VIRGINIA WINS

Annapolis, Maryland, February 18: Sharon Pfister led her West Virginia team to victory over the Navy, LaSalle, Mary Washington and Mt. St. Mary's in a 5-way contest. Pfister won the long jump and hurdles and ran a leg on the winning 4x220 relay team. Thea Ackerman was over 5'11 1/4 in the high jump for the day's best performance.

RESULTS: DMed, West Virginia 12:51.2; 800, 1-Steffani Green (N) 2:13.7, 2-Laura Hinkley (N) 2:14.4; 60y, Tammy Henderson (WV) 7.0; 4x220, West Virginia 1:46.6; 600m, Kelly Austin (WV) 1:37.8; LJ/60yH, Sharon Pfister (WV) 17'9/8.3; 1500, Laura Hinkley (N) 4:42.1; HJ, Thea Sckerman (MSM) 5'11 1/4.

HOUSTON WINS SOUTHWEST TITLE

Ft. Worth, Texas, February 18: The University of Houston had everyone functioning on all cylinders as the Southwest Conference staged its first-ever Championship Meet. The Cougars could do no wrong as Carol Lewis won three events, Cindy Anzalone took the mile, Maxine Underwood won the quarter, Jackie Washington was first in the 60 and the team of Rachel Clary, Andrea Berry, Darlene Jefferson and Underwood won the 4x440.

The University of Texas made a game effort, but was no match for the Houston quality. Still freshman Terri Turner grabbed a win in the 600, was second in the high jump and anchored the second place mile relay team, Tara Arnold captured the 1000 and the 4x880 team won the gold. Rice's Regina Cavanaugh had a fine mark to win the shot with 53'6 1/2.

RESULTS: 2M, 1-Edel Hackett (Ark) 10:40.59, 2-Sandy Forsythe (Baylor) 10:44.10, 3-Sharon Little (Ark) 10:45.94; LJ, 1-Carol Lewis (Hst) 10'11 1/4, 2-Wanda Harris (Ark) 18'10 3/4; HJ, 1-Carol Lewis (Hst) 5'10, 2-Terri Turner (Tx) 5'8; SP, 1-Regina Cavanaugh (Rice) 53'6 1/2, 2-Lisa Ferry (Hst) 47'4, 3-Jo Beth Palmer (Tx) 46'7 1/2, 4-Early Douglas (Tx Tech) 45'8, 6-Patsy Walker (Hst) 43'7; Mile, 1-Cindy Anzalone (Hst) 4:55.25, 2-Disa Lewis (Rice) 4:57.24, 3-Lori Nelson (Tx) 4:57.33; 440, 1-Maxine Underwood (Hst) 55.73, 2-Lisa Sparks (Ark) 56.33, 3-Andra Berry (Hst) 56.44; 600y, Terri Turner (Tx) 1:23.1., 2-Rachel Clary (Hst) 1:25.2; 1000y, 1-Tara Arnold (Tx) 2:37.55, 2-Cathy Stone (Ark) 2:41.57; 4x880, 1-Texas 9:35.53, 2-Houston 9:59.98; 60yH, 1-Carol Lewis (Hst) 7.88, 2-Pat Lavallias (Hst) 7.99, 3-Patsy Walker (Hst) 8.24; 60y, 1-Jackie Washington (Hst) 6.77, 2-Michele Glover (Hst) 6.82, 3-Juliet Cuthbert (Tx) 6.94, 4-Tara Mastin (Hst) 6.97; 4x440, 1-Houston 3:47.99, 2-Texas 3:49.89, 3-Arkansas 3:56.21, 4-Texas A&M 3:57.02; Scores, 1-Houston 158, 2-Texas 88, 3-Arkansas 69, 4-Rice 30, 5-Texas A&M 22, 6-Baylor 14, 7-Texas Tech 8, 8-Texas Christian 1.

NEW HAMPSHIRE WINS TRIANGULAR

Durham, New Hampshire, February 19: University of New Hampshire trounced Springfield and Massachusetts in a triangular meet 70-57-28. Springfield's Cheryl Hassell was the meet's only double winner with victories in the 55 and 220.

RESULTS: 55m/220, Cheryl Hassell (S) 7.3/27.0; 1000y, 1-Joni Weaver (NH) 2:44.0, 2-Cindy Stearns (NH) 2:45.3; 3000, 1-Eileen Hart (NH) 10:26.7, 2-Mo Connors (NH) 10:48.8; 4x880, New Hampshire 9:36.6; HJ, Vanessa Copp (S) 5'4.

HURON INVITATIONAL

Ypsilanti, Michigan, February 18: The University of Michigan dominated the Huron Invitational, staged by Eastern Michigan University, by winning seven of the 13 events. The home team triumphed in three events for runner-up honors in this non-scoring meet.

RESULTS: HJ, Joanna Bullard (M) 5'8; SP, 1-Jodi Reidel (KS) 48'5 1/2, 2-Lisa Mowler (W.Mich) 45'9 1/4; LJ, Ingrid Boyce (E.Mich) 19'1 1/4; 55m, 1-Lorrie Thornton (Mich) 6.94, 2-Bev Kearney (THTC) 6.97 (6.95h), 3-Brenda Kazinec (Mich) 7.03, 4-Josephine Williams (W.Mich) 7.11, 5-Sandy Spears (E.Mich) 7.15; 55mH, 1-Gina Tempio (E.Mich) 7.95, 2-Joanna Bullard (Mich) 8.19; 1500, 1-Lisa Larsen (Mich) 4:32.20, 2-Melanie Weaver (Mich) 4:32.28, 3-Kayla Skelly (W.Mich) 4:33.70, 4-Cheryl Scheffer (E.Mich) 4:36.5, 5-Donna Loesch (Mich) 4:37.4; 400, 1-Michelle Smith (MCC) 57.55, 2-Ingrid Boyce (E.Mich) 57.91; 600m, 1-Joyce Wilson (Mich) 1:34.54, 2-Claudette Cline (W.Mich) 1:37.40; 800, 1-Sue Foster (Mich) 2:09.15, 2-Ella Willis (MCC) 2:11.69, 3-Sally Slocum (W.Mich) 2:11.75, 4-Martha Grey (Mich) 2:12.57; 1000m, 1-Sue Schroeder (Mich) 2:49.19, 2-Chris Sharp (W.Mich) 2:55.26, 3-Debbie Love (E.Mich) 2:59.3; 300m, 1-Bev Kearney (THTC) 39.08, 2-Brenda Kazinec (Mich) 39.17, 3-Josephine Williams (W.Mich) 40.9; 3000, 1-Brenda Clark (E.Mich) 9:56.14, 2-Melanie Decker (W.Mich) 10:02.72, 3-Colleen Geary (E.Mich) 10:16.5; 4x400, Michigan (Foster-Grey-Iam-Wilson) 3:57.73.

STATE TITLE TO VIRGINIA

Fairfax, Virginia, February 19: Scoring wins with evident ease, the University of Virginia easily captured the State Championship with 172 points. No other team could reach the century mark as the Cavaliers won 10 of the 18 events.

Virginia's vaunted distance attack came through with Jill Haworth winning the 880, Dana Slater taking the thousand, Martha White the 1500 and the distance medley team touring the boards in 11:43.88, best time in the US to date. Beth Sheehan was the meet's only double winner as she captured the pentathlon (3678) and the long jump (18'8 1/2). Sheehan, however, could only leap 17'4 3/4 in the pentathlon long jump and lost that event to George Mason's Barb Lyon.

RESULTS: DMed, 1-Virginia 11:43.88, 2-Virginia Tech 12:01.21; 4x800, 1-Virginia 8:58.16, 2-Richmond 9:10.29, 3-George Mason 9:10.63; 5000, 1-Roxanne Polo (VPI) 17:37.33, 2-Judy Williams (VPI) 17:49.60; 55H, 1-Susan Allen (GM) 8.23 (8.13h), 2-Karen Hatchett (V) 8.29; 55, 1-Ronda Mason (James Madison) 7.21, 2-Kelly Jackson (VPI) 7.23; 1500, 1-Martha White (V) 4:31.26, 2-Cindy Slagle (JM) 4:32.15, 3-Cheryl Tuosto

(VPI) 4:33.09, 4-Mary Jean Wright (V) 4:35.22, 5-Marissa Schmitt (V) 4:36.27; 4x200, Old Dominion 1:43.20; SP, 1-Darcy Smith (VPI) 45'8, 2-Tracy Toon (VPI) 45'7 1/4; 600m, 1-Dana Wright (OD) 1:31.17, 2-Lisa Garrett (V) 1:31.73, 3-Tracey Edwards (GM) 1:33.35, 4-Suzi Shreckhise (JM) 1:33.72, 5-Kim Hatchett (V) 1:34.7; HJ, Ann Bair (V) 5'10 1/2; 400, 1-Kim Hatchett (V) 57.20, 2-Cecile Carter (OD) 57.35; 300m, 1-Kathy Fitzpatrick (V) 41.0, 2-Tracy Crockett (V) 41.02; 1000m, 1-Dana Slater (V) 2:55.36, 2-Nina Carter (JM) 2:59.35, 3-Marissa Schmitt (V) 3:01.34; 800, 1-Jill Haworth (V) 2:09.62, 2-Kim Kelly (V) 2:09.94; Pentathlon, 1-Beth Sheehan (V) 3678, 2-Barb Lyon (GM) 3545; 3000, Denise Marini (JM) 9:57.44; 4x400, Old Dominion 3:51.73; Scores, 1-Virginia 172, 2-James Madison 98, 3-Virginia Poly 88, 4-George Mason 77, 5-Old Dominion 66, 6-William & Mary 25, 7-Richmond 19.

TAR HEEL CLASSIC

Chapel Hill, North Carolina, February 19: Connie Jo Robinson's 9:24.9 clocking for 3000 meters was the only good mark at the Second Annual Tar Heel Classic, a non-scoring meet. St. Augustine's led all teams with five winners.

RESULTS: 3000, 1-Connie Jo Robinson (Clemson) 9:24.9, 2-Sandy Cullinane (N.Car.St) 9:49.1, 3-Kim Sharp (N.Car.St) 9:51.8; LJ, Sabrina Douglas (St.Augustine's) 18'7 1/2; 600y, 1-Jamie Cathcart (E.Car.St) 1:28.4, 2-Tonya White (St.A) 1:31.4; HJ, 1-Chris Arends (Un) 5'9, 2-Yvonne Heinrich (N.Car.St) 5'7; SP, 1-Shunta Robinson (N.Car) 44'4 1/2, 2-Janette Poitier (St.A) 44'3; 440, Angela Dooley (St.A) 59.1; 60yH, Pat Davis (St.A) 8.21; 60y, 1-Regina Kent (E.Car) 7.08, 2-Crystal Williams (St.A) 7.13, 3-Pat Davis (St.A) 7.15;

PRINCETON THE BEST

Princeton, New Jersey, February 18: Princeton won over two old rivals in a triangular affair. The Tigers nipped Harvard and crushed Yale as the three scored 56 for Princeton, 51 for the Crimson and 26 for Boala-Boala.

Harvard's Jenny Stricker had a good day with a double win and two good marks. Stricker took the 1500 in 4:23.72 over Wynne of Yale and Teammate Kate Wiley. She came back to whip Wiley once again in the 3000 with a 9:14.7 clocking.

RESULTS: 4x220, Princeton 1:44.40; 1500, 1-Jenny Stricker (H) 4:23.72, 2-Wynne (Y) 4:25.53, 3-Kate Wiley (H) 4:26.85; 4-Ruff (P) 4:33.48; 55mH, Anderson (P) 8.24; 800, DeFries (H) 2:13.2; 55m/200, Newsome (P) 7.46/26.17; 3000, 1-Jenny Stricker (H) 9:14.7, 2-Kate Wiley (H) 9:28.9, 3-Gscheind (Y) 9:40.3; 4x880, 1-Harvard 9:28.2, 2-Yale 9:30.2; HJ, Lesnikoskie (Y) 5'6.

BUCKNELL INV

Lewisburg, Pennsylvania, February 19: Fortunately for the other eleven teams, the Bucknell Invitational was a non-scoring meet for Penn State University won all but three of the events to completely dominate the field. Athletes from SUNY Cortland won the 60 and long jump and unattached Peggy Ruffenach took the 880 (with Penn State runners in 2nd, 3rd, 4th and 5th). The Lady Lions won everything else.

RESULTS: Mile, 1-Heidi Gerken (PS) 4:56.8, 2-Natalie Updegrave (PS) 5:03.6; 60yH, 1-Carla Criste (PS) 8.3, 2-Stephanie Weeks (PS) 8.3; 440, Ann Rippel (PS) 58.4; 600y, 1-Tamie Hart (PS) 1:22.4, 2-Terry Pioli (PS) 1:23.5; 60y, 1-Tracey Armstead (SUNY) 6.8, 2-Stephanie Weeks (PS) 7.1; 1000y, Doreen Startare (PS) 2:32.0; 2M, 1-Heather Carmichael (PS) 10:33.5, 2-Stacey Nicholson (Bucknell) 10:56.0, 3-Sharon Greene (PS) 10:57.9; 4x8890, 1-Penn State 9:42.6, 2-Indiana U (Pa) 9:43.2; HJ, Carla Criste (PS) 5'5 1/2; SP, Marilyn Senz (PS) 47'6 3/4.

VILLANOVA WINS BIG EAST TITLE

Syracuse, New York, February 20: Villanova, the Pride of the East, didn't have to work hard to capture the Big East title over eight other schools as it totaled 180 points, nearly a hundred more than runner-up University of Connecticut. Mary Ellen McGowan was a double winner in the 1500 and 3000 for the winners.

RESULTS: 1000m, 1-Joanna Kehs (V) 2:51.6, 2-Nancy Fleming (V) 2:53.4, 3-Jane Ashton (V) 2:55.1, 4-Sara Cashen (Gtn) 3:00.5; 800, 1-Veronica McIntosh (V) 2:08.89, 2-Teri Edgerly (Syr) 2:11.6, 3-Caroline Mitchell (Ct) 2:12.64; 50mH, 1-Shell Rice (St.John's) 7.51, 2-Patty Bradley (V) 7.54, 3-Deann Mitchell (Ct) 7.74, 4-Peggy Stewart (V) 7.78, 5-Sandy Green (Ct) 7.88 (7.80h); 55m, 1-Renee Henderson (Pitt) 7.16, 2-Lisa George (Syr) 7.16; 1500, 1-Mary Ellen McGowan (V) 4:31.62, 2-Mary Small (Gtn) 4:32.62, 3-Marie Fahy (Ct) 4:35.66; 500m, 1-Patty Bradley (V) 1:14.47, 2-Teri Edgerly (Syr) 1:16.30, 3-Beth Lyons (V) 1:18.14 (1:17.4h); HJ, Peggy Stewart (V) 5'9; 400, Tracey Carter (V) 56.64; 300m, 1-Rene Henderson (Pitt) 39.87, 2-Sharon Margaretha (V) 40.60, 3-Gail Counts (Pitt) 40.69; 3000, 1-Mary Ellen McGowan (V) 9:51.76, 2-Alicia Hauber (Syr) 9:55.12; 4x800, 1-Villanova 9:10.52, 2-Connecticut 9:22.52, 3-Georgetown 9:24.70, 4-Syracuse 9:26.70; 4x400, 1-Villanova 3:52.66, 2-St. John's 3:58.63; 5000, 1-Jan Yerkes (V) 17:15.66, 2-Eva Shields (St.J) 17:37.49; Scores, 1-Villanova 180, 2-Connecticut 87, 3-Syracuse 65, 4-St. John's 50, 5-(Tie) Pittsburgh and Boston College 38, 7-Georgetown 36, 8-Providence 1, 9-Seton Hall 0.

ILLINI INVITATIONAL

Champaign, Illinois, February 18/19: Wisconsin won the team title at the Illinois Invitational and even Coach Pete Tegen isn't sure how they did it. The Badgers won only two events, the long jump and shot, but managed to pull out the victory by two points over a tough Illinois team, 94-92. Illinois won the final event, the 4x440, but Wisconsin picked up third place, just enough to insure the win.

There were some fine performances, but none to equal the opening event, the three mile run. Marianne Dickerson, competing unattached, toured the umpteen laps in 15:43.26 and thus became the #7 performer on the US All-Time List. Close behind were a couple of Wisconsin runners, Cathy Branta (15:44.69) and freshman Katie Ishmael (15:45.09) who also moved onto the All-Time List in the #9 and #10 spots. Jenny Spangler of Iowa and Jill Washburn of Michigan State were also under 16 minutes.

Jackie Sedwick (Michigan State) had a swift 1000 in 2:32.36 and Iowa's Vivien McKenzie zipped the 300 in 35.54.

RESULTS: 3M, 1-Marianne Dickerson (Un) 15:43.26, 2-Cathy Branta (Wis) 15:44.69, 3-Katie Ishmael (Wis) 15:45.09, 4-Jenny Spangler (Iowa) 15:46.87, 5-Jill Washburn (MichSt) 15:50.65, 6-Diane Bussa (MichSt) 16:12.18, 7-Sue Alm (Minn) 16:29.65, 8-Sandy DeNoon (Drake) 16:41.06, 9-Ann Dobrowski (Iowa) 16:47.57, 10-Marybeth See (Iowa) 16:55.02; 1000y, 1-Jackie Sedwick (MichSt) 2:32.36, 2-Jody Eder (Minn) 2:32.89, 3-Holly Straight (Ky) 2:33.27, 4-Rose Thomson (Wis) 2:34.10, 5-Sue Spalholz (Wis) 2:34.90, 6-Maryann Brunner (Wis) 2:35.90; LJ, Dorthea Brown (Wis) 19'5"; HJ, Mary Mol (Iowa) 5'9 1/4; 4x1 Lap Relay, Illinois 2:01.3; SP, 1-Karen Nitsch (Wis) 49'6 1/2, 2-Diane Nordstrom (Wis) 46'11 3/4, 3-Gail Smith (Iowa) 46'3 1/4; Mile, 1-Julie Lantis (Ill) 4:48.98, 2-Stacy Bant (Minn) 4:50.98, 3-Denise Weinhoff (Un) 4:54.36, 4-Marit Risan (UTEP) 4:54.65, 5-Missy Vaughn (Ky) 4:57.37, 6-Tracy Parks (Drake) 4:58.01; 600y, 1-Gretchen Grier (Ill) 1:22.51, 2-Jackie Malone (Wis) 1:23.39, 3-Cathy Gorecki (Minn) 1:25.09, 4-Lynn Taylor (MichSt) 1:25.20; 60yH, 1-Tonya Lowe (Ky) 8.06, 2-Judi Brown (MichSt) 8.07, 3-Natalie Spinks (Iowa) 8.30 (8.17h), 4-Judy Thomas (Ky) 8.34 (8.20h); 60y, 1-Regina Felder (Ky) 6.98, 2-Vivien McKenzie (Iowa) 7.10, 3-Reane Cook (Parkland) 7.14 (7.08h); 440, 1-Judi Brown (MichSt) 55.80, 2-Carlton Blackman (Drake) 56.07; 4x880, 1-Minnesota 9:11.69, 2-Wisconsin 9:19.62, 3-Michigan State 9:25.37, 4-Iowa 9:28.69; 300y, 1-Vivien McKenzie (Iowa) 35.54, 2-Kim Dunlap (Ill) 35.59, 3-Reane Cook (Parkland) 35.97, 4-Candi Burkett (MichSt) 36.18, 5-Regina Felder (Ky) 36.47; 2M, 1-Bernadette Madigan (Ky) 10:11.55, 2-Karen Campbell (MichSt) 10:31.03; Pentathlon, 1-Chris Davenport (Iowa) 3798, 2-Amy Kopko (Ill) 3781, 3-Jan Lottes (Ill) 3721, 4-Helen Stoeffel (Wis) 3506; 4x440,



Wisconsin freshman distance sensation Katie Ishmael. (Victor Sailer photo).

1-Illinois 3:50.17, 2-Drake 3:50.35, 3-Wisconsin 3:51.19; Scores, 1-Wisconsin 94, 2-Illinois 92, 3-Iowa 72, 4-Michigan State 65, 5-Kentucky 54, 6-Minnesota 51, 7-Drake 42, 8-(Tie) Parkland and Indiana State 8, 10-DePaul 1, 11-Chicago State 0.

OREGON INVITATIONAL

By Lester B. Hansen

Portland, Oregon, February 19: I don't like indoor track meets. There's that itty-bitty track that makes me feel like I should have brought along my slot cars. And people keep tripping over each other. And I don't care much for short sprints...50, 60 yards. I always feel like the next call will be for the sack race. I have a fondness for the javelin and the discus and I miss them indoors. Actually, I'd like to see it done, but I guess the big losers would be Section BB, Rows one through forty-eight. Indoor meets are a lot like throwing the shot for height...a diversion from serious track and field. They had one of these toy meets in Portland, Oregon, recently with the following results. There was some excitement: Kathy Hayes, University of Oregon distance standout, broke from the field at about the 1500m mark and went on to tie Joan Hansen's 1981 3000m Collegiate Record of 9:11.0.

Oregon has a new high jumper that will make some noise before her college career ends, and she's only a freshman. I'm talking about Shari Collins from Chiloquin HS. The U. of O. hasn't even had a meet yet and Collins is already in the record books with a school record of 6'1. Joni Huntley won the event on fewer misses at that height.

RESULTS: 500y, 1-Robin Marks (Az) 1:08.9, 2-Colleen Richardson (Wa) 1:08.9, 3-Carla Johnson (Ore) 1:09.6; 880, 1-Lee Arbogast (AW) 2:07.8, 2-Claudette Groenendaal (Ore) 2:10.1, 3-Sue Addison (AW) 2:10.2; SP, 1-Quenna Beasley (Ore) 48'0 1/2, 2-Kam Johnson (OreSt) 46'5 1/2, 3-Debbie Lombardi (Wa) 45'0 3/4; 60yH, 1-Kay Garnett (Ore) 8.06, 2-Cindy Griener (AW) 8.22, 3-Kris Costello (Ore TC) 8.23; 60y, 1-Donna Dennis (Wa) 7.11, 2-Heather Donaldson (Kajacks) 7.17; HJ, 1-Joni Huntley (Nike) 6'1, 2-Shari Collins (Ore) 6'1, 3-(Tie) Cindy Griener (AW) and Kim Carroll (Boise St) 5'9; 3000, 1-Kathy Hayes (Ore) 9:11.0, 2-Geri Fitch (AIA) 9:13.1, 3-Margaret Groos (Un) 9:18.2.

NAIA DISTRICT 11

Kearney, Nebraska, February 19: Kearney State captured the NAIA District 11 Indoor title over nine other colleges with a total of 112 points, 30 digits in front of Doane and Midland who tied for second.

Once again it was Kearney's depth that won the meet for them. Only Lora Bolte in the 440 could break the tape for the Antelopes. Kearney did win the 4x440, but that was all.

Best mark was turned in by Nebraska Wesleyan's Luam Soderling who threw the shot 48'2. Teammate Dori Schwartz was the meet's only double winner, breaking the tape in both the mile and two mile.

RESULTS: SP, Luam Soderling (NW) 48'2; HJ, Vicki Womberg (WS) 5'4; 60yH, Kelly Peterson (WS) 8.23; 600, Liz Resmondo (DC) 1:32.1; 1000y, Denise Day (ML) 2:47.0; 4x880, Midland 9:37.5; Scores, 1-Kearney State 112, 2-(Tie) Doane and Midland 82, 4-Wayne State 51, 5-Nebraska Wesleyan 44, 6-Peru 29, 7-Concordia 28, 8-Chadron 24, 9-Hastings 9, 10-Dana 1.

DELAWARE INV

Newark, Delaware, February 20: Maureen Prendergast won two events and Elaine Sobansky came close to a PR to highlight the staging of the Delaware Invitational.

RESULTS: 3M, 1-Marian Teitsch (Cornell) 16:17.19, 2-Kim Mitchell (Del) 16:53.17; 880, Lori McCauley (Rutgers) 1:12.24; SP, 1-Elaine Sobansky (PennSt) 54'2 3/4; 4x220, Maryland/Eastern Shore 1:43.80; Mile, 1-Doreen Startare (PennSt) 4:46.45, 2-Pat Walker (Md) 4:53.01; HJ, Lesivia Jackson (Temple) 5'8; 440, 1-Tammie Hart (PennSt) 56.42, 2-Debra Murphy (Howard) 56.50. 3-Hyacinth McBean (LIU) 56.84; LJ, Brenda Bailey (Howard) 19'5; 60yH, 1-Maureen Prendergast (LIU) 7.87, 2-Tosca Blanford (Rutgers) 8.14, 3-Glenda Truesdale (Temple) 8.15; 60y, 1-Maureen Prendergast (LIU) 7.22, 2-Dechanta Phillips (Howard) 7.23, 3-Ruperta Charles (Howard) 7.24; 4x880, 1-Rutgers 9:06.83, 2-Penn State 9:07.07, 3-Wagner 9:29.84; 4x440, 1-Temple 3:52.05, 2-Maryland 3:54.18.

ATOMS METRO CHAMP AIR FORCE FLIES

New York, New York, February 20: Fred Thompson turned a few of his Atoms loose at the Metropolitan Athletic Congress Championships and they handed him back the team title with ease. Best marks of the competition were the 5'10 high jump by Maryland's Tamela Penny and the 52'7 1/2 throw by Nini Davis in the shot.

RESULTS: SpMed, 1-Club NY 1:46.6, 2-PAL 1:47.3; 2M, Cindy Wuss (Atoms) 10:10.70; 440, 1-Tanya McIntosh (Atoms) 56.39, 2-Geraldine Burns (PAL) 56.89; 4x440, 1-Atoms 3:49.97, 2-Gazelle Striders 3:53.61; Mile, 1-Suzanne Girard (MC) 4:48.92, 2-Nancy Scardino (Un) 4:59.46; 55m, Tonya Howard (GS) 7.1; 55mH, 1-Delores Gibbs (Sterling olyn) 8.06, 2-Lorraine Tummings (PAL) 8.21; Pentathlon, Sharon Lukenda (Lafayette) 3432; 220, 1-Grace Jackson (Atoms) 24.35, 2-Angela Williams (Flashettes) 24.54, 3-Odessa Smalls (Club NY) 25.02, 4-Marcelle Kendall (Club NY) 25.12, 5-Myriam DeGraff (St.Francis) 25.50; 880, Edna Brown (Atoms) 2:14.97; 4x220, 1-Dynamite TC 1:43.68, 2-NY Tech 1:44.93; 4x880, SUNY/Farmingdale 9:31.8; SP, Nini Davis (PAL) 52'7 1/2; HJ, Tamela Penny (Md) 5'10; Scores, 1-Atoms 43, 2-NY Tech 26, 3-PAL 20, 4-Club NY 16, 5-Flashettes, Murray Hill Comets and Hunter College 11, 8-Island TC, Dynamite TC and NY Masters 10.

NYSIAW TO NY TECH

Schenectady, New York, February 23/24: Twenty schools scored points at the Second Annual New York Section of the AIAW Championships. New York Tech turned out to be the winner by 36 points over St. John's.

There were no double winners, but LIU's Maureen Prendergast came close with a win in the hurdles and a second in the sprint. The 50m dash was as close as could be with the first four finishers clocking the same time at 6.4s.

RESULTS: Pentathlon, 1-Caryl Senn (Ithaca) 3436, 2-Teresa Henderson (NYT) 3262; LJ, Leggett (NYT) 19'7 1/2; DMed, 1-Hartwick 12:27.3, 2-Wagner 12:33.6; 50mH, 1-Maureen Prendergast (LIU) 7.1, 2-Shell Rice (StJ) 7.2, 3-Carson (NYT) 7.5; 50m, 1-Gardner (NYT) 6.4, 2-Maureen Prendergast (LIU) 6.4, 3-Shell Rice (StJ) 6.4, 4-Tennant (NYT) 6.4; 1500, Eva Shields (StJ) 4:48.9; 500m, 1-Prophite (NYT) 1:18.0, 2-Adams (NYT) 1:18.3, 3-Callander (LIU) 1:18.7, 4-Jennifer Hendrickson (Stoneybrook) 1:19.9; 300m, 1-Hyacinth McBean (LIU) 41.1, 2-Gardner (NYT) 43.3; 1000m, Kathy Giovanniello (Hunter) 10:15.9; 4x880, 1-St John's 9:37.9, 2-Fordham 9:44.2; Scores, 1-New York Tech 101, 2-St. John's 65, 3-Cortland 63, 4-LIU 54, 5-Wagner 38, 6-Binghampton 36, 7-Ithaca 36, 8-Hartwick 33, 9-Hunter 26, 10-Fordham 22.

Colorado Springs, Colorado, February 25: The Air Force Academy trounced Northern Colorado, Western State and Southern Colorado in a quadrangular meet. Top performance came in the 500 meter dash when the Air Force's Gail Conway ripped off a 1:12.6 clocking, a mark which puts her as the #5 on the All-Time USA List. However, since all other events were conducted in yards, we must wait for verification of this distance from the Air Force.

RESULTS: SP, Kathy Callaghan (AF) 42'2; HJ, Cindy Pool (SC) 5'5; 60yH, Renea Toliver (AF) 7.9; 500m, 1-Gail Conway (AF) 1:12.6, 2-Joy Meyen (AF) 1:15.1; 60y/300y, Lorna Peters (NC) 7.1/36.9; 880, Shelly Ginder (AF) 2:15.3; 4x440, Air Force 3:52.1; Scores, 1-Air Force 84, 2-Northern Colorado 34, 3-Western State 11, 4-Southern Colorado 9.

MINNESOTA INV

Minneapolis, Minnesota, February 26: The University of Minnesota, enjoying its best-ever season, captured its own Invitational over six other teams with a score of 162. Mankato State was closest with 145 and the rest of the field was far behind.

Mankato's Jere Domes was the meet's only double winner as she captured the 60 and 300 yard dashes.

RESULTS: 4x220, 1-Minnesota 1:44.3, 2-Mankato State 1:45.0; SP, 1-Fay Farrar (Mn) 44:9 1/2, 2-Becky Fettig (Mn) 44'3 1/2; 60/300y, Jere Domes (Mn) 7.2/36.6; 600y, 1-Jody Eder (Mn) 1:26.1, 2-Kris Rens (Mn) 1:27.8; 2M, 1-Kathy Kaiser (Man) 10:45.4, 2-Debbie Thometz (St.Olaf) 10:47.8; 4x880, Minnesota 9:53.8; Scores, 1-Minnesota 162, 2-Mankato State 145, 3-Wis/Eu Claire 38, 4-St. Olaf 37, 5-St.Thomas 22, 6-Minn/Waseca 16, 7-Minneapolis CC 8.

WEST VIRGINIA DUAL

Morgantown, West Virginia, February 26: West Virginia, led by double winner Henderson, who had a good 6.7 in the 55m dash and won the 200 in 25.0, out-won Slippery Rock 8 events to 5 in a dual meet. Slippery Rock's Vetter was also a double winner.

RESULTS: SP, Smith (WV) 46'6 1/2; HJ, Pfister (WV) 5'4; 1500/3000, Vetter (SR) 4:39.2/10:06.0; 55m/200, Henderson (WV) 6.7/25.0.

NEW ENGLAND CHAMPS

Storrs, Connecticut, February 26: The home team took the title over 17 other schools as the University of Connecticut hosted the Fifth Annual New England Indoor Championships. Boston University and Boston College chased the Huskies.

Boston College's Leslie Freeman was the only double winner with wins in the two sprints.

RESULTS: 5000, 1-Cathy Carnese (SE Mass) 17:18.8, 2-Anne Miller (NH) 17:20.23, 3-Mary Hynes (BU) 17:24.00; SP, 1-Katrina Geurkink (Vt) 46'1 1/4, 2-Michelle Millane (Northeastern) 45'1 3/4, 3-Lauren Andrews (Brandeis) 44'11 3/4; 4x200y, Connecticut 1:32.89; 1500, 1-Jackie McNiffe (HC) 4:33.45, 2-Maroa Fahy (Ct) 4:35.13, 3-Kristin O'Connell (RI) 3:35.72; 55H, 1-Kelly Toole (NE) 8.04, 2-Julie White (BU) 8.16, 3-Heather Sibbison (Tufts) 8.24; Pentathlon, 1-Sandy Green (Ct) 3486, 2-Annie Jennings (BU) 3450, 3-Sandy Wilber (Sp) 3427; 400, 1-Leah Loftis (Mass) 57.89, 2-Adrienne Pitts (C.Ct) 58.26; 55m, 1-Leslie Freeman (BC) 7.15, 2-Sheila McCabe (Ct) 7.18; 600y, 1-Stacey Atterton (BU) 1:24.09, 2-Melanie Stone (Fitch) 1:24.81, 3-Anna Abengowe (BU) 1:24.84; 800, Caroline Mitchell (Ct) 2:14.93; HJ, Julie White (BU) 5'10; 1000y, 1-Barbara Higgins (BU) 2:37.60, 2-Liese Schaff (NH) 2:38.70, 3-Karen Bucke (Vt) 2:39.34; 200, 1-Leslie Freeman (BC) 25.51, 2-Sheila McCabe (Ct) 25.96; 3000, 1-Michele Hallett (BC) 9:42.34, 2-Kathy Brandell (NH) 9:45.65, 3-Julie LeClair (HC) 9:55.98; 4x440, Connecticut 3:58.89; 4x880, 1-Connecticut 9:20.36, 2-Boston University 9:20.86, 3-Colby 9:39.60; Scores, 1-Connecticut 111, 2-Boston University 86, 3-Boston College 69, 4-New Hampshire 42, 5-Holy Cross and Northeastern 26, 7-Massachusetts 24, 8-Fitchburg and Vermont 23, 10-Rhode Island 22, 11-Springfield 17, 12-Colby 11, 14-Maine 10, 15-Central Connecticut 8, 16-Brandeis and Tufts 6, 18-Providence 1.

GEORGE MASON WINS

Fairfax, Virginia, February 26: George Mason University, winning 8 of the 11 events, captured the Mason-Dixon Conference title with ease over the other seven conference members.

RESULTS: HJ, Thea Ackerman (Mt.St.Mary's) 5'6; 400, Tracey Edwards (GM) 57.67; SP, Phyllis Addison (GM) 43'6 3/4; 800, 1-Carolyn Hughes (Catholic) 2:15.69, 2-Relly Simpson (GM) 2:15.80; 55m, Sandra Williams (GM) 7.31; 55mH, Susan Allen (GM) 8.28; 3000, 1-Chris Anderson (MSM) 10:05.31, 2-Denise Fleenor (GM) 10:06.17; 1500, Sherrie Meeks (GM) 4:39.55; 4x800/4x400, George Mason 9:40.4/3:58.22; Scores, 1-George Mason 154, 2-Mt. St. Mary's 69, 3-Frostburg 34, 4-Liberty Baptist and Mary Washington 30, 6-Catholic 17, 7-Gallaudet and UMBC 0.

NEBRASKA BIG-8 CHAMP - AR FOR THACKER

Lincoln, Nebraska, February 25/26: The Big-8 Conference coaches unanimously predicted Nebraska would win the Conference title. This time the coaches were correct. Nebraska revealed awesome power and depth to crush the rest of a very good conference, more than double the combined scores of the second and third place teams, winning more than half of the events and ending up with one new American Record.

The AR went to freshman Angela Thacker who has been burning up the indoor circuit. Thacker covered 300 yards in 33.98 seconds, breaking Rosalyn Bryant's 1980 mark of 34.07. Thacker contributed more than just a win and an American Record. She also captured the long jump with a fine leap of 21'2, was second in the 60 and ran a leg on the winning 4x440 relay.

Thacker's teammate Janet Burke also won a couple of events. Burke took the 60 in 6.75 - the only one of the eight finalists who ran faster in the final than in the trials. She came back to win the 440 over teammate Jennie Gorham in 54.59 and led off the winning 4x440 team.

Kansas State, who finished second in the team scoring, was led by Deb Pihl who won the 1000 on Friday and the mile on Saturday.

Annette Tannander put together a good series of events to nose out Nebraska's Marjan Goedhart in the pentathlon 4071 to 4066. Tannander whipped Goedhart 8.99 to 9.09 in the hurdles and had an eight inch advantage in the shot. The Swede also led the Dutchwoman in the high jump 5'9 to 5'6 1/2, but Goedhart surprised by taking the long jump 19'10 1/2 to 19'7 1/2. While Tannander was struggling through the 800 in 2:25.3, Goedhart almost caught her with a nice 2:19.5 - just 5 measly points shy of victory.

RESULTS: 1000y, 1-Deb Pihl (KS) 2:35.71, 2-Cyd Thomas (Mo) 2:36.82, 3-Linda Thomson (OkSt) 2:36.71, 4-Nancy Rogowski (Col) 2:39.75 (2:39.19h), 5-Ann Edmunds (Nb) 2:41.68 (2:39.15h); 880, 1-Lynne Biggs (Mo) 2:11.03, 2-Ruth Pugh (Nb) 2:12.51, 3-Erin Ficke (KS) 2:12.85; Pentathlon, 1-Annette Tannander (Col) 4071, 2-Marjan Goedhart (Nb) 4066, 3-Cathy Seybold (Nb) 3943, 4-Lisa Greenfield (Col) 3485; LJ, 1-Angela Thacker (Nb) 21'2, 2-Halcyon McKnight (Kan) 20'5 1/4, 3-Marjan Goedhart (Nb) 19'8 1/4, 4-Kellee Eubanks (Mo) 19'7 1/2, 5-Sherifa Sanders (Ok) 19'6, 6-Nicole Ali (Nb) 19'5 1/2; 3M, 1-Andrea Fischer (Mo) 15:18.94, 2-Margaret Davis (IaSt) 15:53.05, 3-Barb Ludovise (KS) 16:29.49, 4-Kellie Cathey (Ok) 16:33.48, 5-Renee Williams (KS) 16:44.41, 6-Chris McMeekin (OkSt) 16:46.25; 60yH, 1-Janet Blanford (Nb) 7.75, 2-Sherifa Sanders (Ok) 7.81, 3-Stephanie Thomas (Nb) 7.93, 4-Connie Mekerman (Kan) 8.01, 5-Donna Smitherman (Kan) 8.17 (8.06h); 60y, 1-Janet Burke (Nb) 6.75, 2-Angela Thacker (Nb) 6.78 (6.77h), 3-Rufina Ubah (Mo) 6.88

(6.86h), 4-Rhonda Blanford (Nb) 7.02 (7.01h), 5-Donna King (KS) 7.08 (7.06h); Mile, 1-Deb Pihl (KS) 4:39.06, 2-Andrea Fischer (Mo) 4:45.30, 3-Kristi Voldness (Nb) 4:48.03, 4-Margaret Davis (IaSt) 4:49.06; 600y, 1-Marcia Tate (Nb) 1:18.85, 2-Nicole Ali (Nb) 1:19.10, 3-Annette Campbell (Ok) 1:20.08, 4-Lea Beilman (Ok) 1:24.45; 440, 1-Janet Burke (Nb) 54.59, 2-Jennie Gorham (Nb) 55.93, 3-Lorna Tucker (Kan) 55.94; HJ, 1-Rita Graves (KS) 5'10 1/2, 2-Annette Tannander (Col) and Jane Clough (Ok) 5'8 1/2...6-Sally McCarthy (Ok) 5'8 1/2; 300y, 1-Angela Thacker (Nb) 33.98, 2-Donna King (KS) 35.10, 3-Vicki Lewis (OkSt) 35.19, 4-Dora Spearman (Kan) 35.33, 5-Crystal Hicks (KS) 35.55, 6-Felicia Moore (Ok) 35.59; SP, 1-Karen Wood (Nb) 49'0 1/4, 2-Stine Lerdahl (Kan) 47'10; 2M, 1-Sabrina Dornhoefer (Mo) 10:15.25, 2-Suzanne Youngberg (IaSt) 10:19.7, 3-Betsy Silzer (KS) 10:20.4, 4-Bridget Marting (Col) 10:38.2, 5-Catherine Hunter (IaSt) 10:39.3, 6-Janet LeValley (KS) 10:41.4; 4x880, 1-Nebraska (Nelson-Pugh-Tate-Voldness) 9:01.39, 2-Missouri 9:08.29, 3-Kansas State 9:17.47, 4-Colorado 9:22.96, 5-Oklahoma State 9:24.87; 4x40, 1-Nebraska (Burke-Blanford-Thacker-Gorham) 3:45.08, 2-Oklahoma 3:50.35, 3-Kansas 3:50.89, 4-Missouri 3:51.16; Scores, 1-Nebraska 172, 2-Kansas State 79, 3-Missouri 72, 4-Colorado 47, 5-(Tie) Oklahoma and Kansas 41, 7-Iowa State 24, 8-Oklahoma State 18.

EAST COAST CONFERENCE

Bethlehem, Pennsylvania, February 27: There were four pretty tired people when the East Coast Conference Championship Meet finished. Delaware outscored Bucknell 148-136 for the team title, but the interest was on four individuals from four different schools. Jody Campbell (Delaware), who was selected as the outstanding performer by the coaches, won the mile and 880 and anchored the winning 4x880 relay team. Lafayette's Sharon Lukenda won the 60, won the hurdles and tied for 6th in the high jump. Lonnie Fertik of Bucknell won the high jump, was second in the 60 and second in the shot. Tina Shriver of Towson State didn't win anything, but she was second in the long jump, third in the hurdles and shot and fourth in the high jump.

RESULTS: 3M, 1-Stacey Nicholson (B) 16:49.3, 2-Kim Mitchell (Del) 16:55.0; 880/Mile, Jody Campbell (Del) 2:23.24/4:59.35; 60y/60yH, Sharon Lukenda (L) 7.33/8.41; 600y, Lori Rowley (LaSalle) 1:28.01; 1000y, Sharon Keller (TS) 2:44.70; 2M, Nancy Nelson (B) 10:59.7; 4x880, Delaware 9:46.3; Scores, 1-Delaware 148, 2-Bucknell 136, 3-Towson State 82, 4-LaSalle 49, 5-Lafayette 47.

WASHINGTON ALL-COMERS

Seattle, Washington, February 27: Biggest news from the Washington University Indoor All-Comers as the mark in the shot by the University of Oregon's Quenna Beasley. Beasley threw 50'1 1/2, a PR and made her a threat to score points for the Beavers come next June.

RESULTS: LJ, Colleen Gibson (OreSt) 19'0 3/4; 60yH, 1-Renita Garnett (Ore) 7.8, 2-Toni Forward (Wash) 7.8; HJ, 1-Mary Moore (Un) 5'9, 2-Maggie Garrison (Un) 5'9, 3-Carina Westover (OreSt) 5'9; SP, 1-Quenna Beasley (Ore) 50'1 1/2, 2-Kam Johnson (OreSt) 45'9 1/4; Mile, 1-Cindy Grant (Can) 4:45.8, 2-Susan Gregg (Wash) 4:51.8; 60y, 1-Donna Dennis (Wash) 6.8, 2-Heather Donaldson (Can) 7.0, 3-Kay Garnett (Ore) 7.1; 880, Trish Wellmann (Un) 2:12.9; 3000, 1-Lynn Kanuka (Un) 9:04.2, 2-Sandra Gregg (Wash) 9:41.3; 4x440, Washington 3:56.9.



UTEP's fine 400m runner, Canadian Charmaine Crooks. (Victor Sailer)

WOMEN'S TRACK IN THE UNITED STATES - WHAT WENT WRONG?

By Vince Reel, Editor "Women's Track & Field World".

(Written for Mt. San Antonio Relays program.)

Writing in WTFW in 1967, Dick Bank said, "It may come as a surprise to most but the United States women very likely can now defeat any of the World's powers in a dual meet. I say 'surprise to most' for we must accept the fact that very few people are concerned with women's track and field."

Mister Bank was proved correct for in the 1968 Olympic Games in Mexico City, the USA topped the world (using the 10-8-6-4-2-1 scoring) with 54 points. The Soviets were next (44) followed by Australia (39), Rumania (36), East Germany (32), Hungary (30), Great Britain (25), West Germany (22), Poland (21) and Czechoslovakia (15) making up the top ten.

How did we do it? Our speed burners carried the load. We were 1-2-5 in the 100, 4-6-7 in the 200, 6th in the 400, 4th in the 80m hurdles and won the 4x100 relay. To our advantage, the longest race on the program was the 800 meters, (in which we picked up first and fifth). There were no 400m hurdles no 1500, no 3000 and no 4x400 relay, women being thought too delicate for those difficult events.

At the next Olympiad at Munich in 1972, things were different. The 1500 had been added plus the 4x400. East Germany was Number One with 133 points followed by neighbor West Germany (70), USSR (50), Bulgaria (37) and the USA back in fifth with only 30 digits. And guess where we scored our points. You're right. We were 4-7 in the 100 and 3-5 in the 400, fourth in the 4x100 and second in the 4x400. And Kate Schmidt picked up the bronze in the javelin.

In 1976, East Germany really jelled and tallied 189 points to 77 for Russia. West Germany was third at 44, Bulgaria still fourth (37) and the USA had its usual 30 points, still in fifth place. Our scoring? 5-6 in the 100, 5-6 in the 400, second in the 4x400. Our field eventers did their best ever with Kathy McMillan second in the long jump, Kate Schmidt another third in the spear and Joni Huntley fifth in the high jump.

Let's not mention our scoring in 1980. We sacrificed our athletes to get the Russians out of Afghanistan. You can ask any Afghanisthanian how he feels about being saved by the Carter boycott.

What happened to our Numero Uno spot? And what can we do to regain that position?

No nation in the world has the raw talent we have in the United States. A review of the top 50 athletes in each event in the USA, USSR, East and West Germanies and Great Britain for 1982 reveals the depth of the United States.

For example, in comparison with East Germany, their #1 betters our #1 in 12 of the 14 events. (We had tops in only the 3000 and high jump). Their #10 performer was better than our #10 7-6 (one event was equal). BUT - our #20 was better than their #20 10-4. And our #30, #40 and #50 performers shut the East German out completely 14-zip at 30th, 40th and 50th positions. (The East Germans don't even have 50 400m hurdlers. Or 40! Their 30th best hurdler in 1982 ran 69.23. Our 50th best ran more than nine seconds faster - 60.58.)

Comparing with West Germany, first places are closer 8-6 for the Germans. We were best in the 100, 200, 1500, 3k, 100h and long jump. But the rest gives a dramatic picture. Our #10 performer in 1982 was better in ten events to their three (100mH were equal). And from there on, we were better in every event except the heptathlon. And this included the shot and discus where we are supposed to be weak and the Germans strong. Our number 10, 20, 30, 40 and 50 were better than theirs in the weights!

Against the Russians, comparisons are not as easy. The Soviets have not yet released their top 50 list for 1982, but of the statistics we do have, the USSR had the best #1 in 9 events to our 4 (100,200, high and long jumps). They had the depth in the distances and throws, we had it in the speed and jumps.

So it is evident we have the depth. Now what?

In a recent edition of England's "Athletics Weekly", British coach Harry Wilson wrote, "It's interesting to look at the results of the European Championships. The winner of the women's 800 is 30, the winners of the 1500 and 3000 are almost 30. To me it is also significant that when you analyse their progressions none of them were what we would regard as anything special when they were teenagers. Yet they kept going and progressed to where they are. It's a long term development program for Eastern Europe. This is one thing we can't get over to our British girls. The staying factor is very important. If some young girl is already doing a heavy schedule, how is she going to carry on improving?"

And, Mr Wilson, we have difficulty getting this across to American girls, too. The average age of the ten top Russian 3000 meter runners in 1982 was 28 years 8 months. That's the AVERAGE. Our men stay longer in the sport than our women as shown by the fact of the 61 American men to make the 1982 World List, only 19 were still in college. Of the 62 American women to make the 1982 World List, more than half were still in college plus three still in high school.

We must make some program that will make continuing in the sport appeal to our female athletes. The peak years are 26-32. How many do we have in that

age bracket? Very few.


A friend of mine from an Eastern European nation won an Olympic championship in her third Olympiad. Two Olympiads later, she was still competing. I asked her why she didn't retire and she replied, "I can't afford to retire". Will Ashford and Decker be able to make that statement after their fifth Olympiad?

When she was 20 years old, Chi Cheng's best 200m time was 26.2. American girls who don't run faster than that in high school won't even make their school teams. Yet at age 26, Chi broke every sprint and hurdle world record in the books.

Jarmila Kratchovilova of Czechoslovakie was an ordinary sprinter for many years. Then she moved up to the 400 and ran 48.85. After the European Championships last summer, she tried the 800 for the first time and ran 1:56.59. Indoors this season she has marks of 50.00 and 1:58.33. Kratchovilova is 33 years old.

In addition to providing an incentive for our athletes to remain in the sport, we must do something about our coaching. We have great coaches but we have no National Coach. The European community has THE boss coach. Here we tend to keep good athletes to ourselves and the thought of sharing them with or giving them to a national coach gives us the shakes. Actually, we are too big for the national coach idea. Easterners don't trust us characters from the wild west. We pooh-poo the south. And on and on. Who would appoint the national coach? It's a dead end. No one in his/her right mind would welcome that assignment.

The TAC is doing about as good a job as is possible in this connection although they use the same people over and over. Best we can do is to provide the right atmosphere for our athletes to continue in the sport, provide good clubs throughout the country for their training and face the East. We have the talent in bunches. Now we must improve that talent by keeping it in the sport until maturity sets in.



USSR's Tamara Bykova set a new world high jump record at the European Championships with a mark of 6'8.

HIGH SCHOOL TRACK BY RICH EDE

Most of the indoor news comes out of the East, and the brightest of that concerns Ridgewood, NJ, and the distance medley relay. The Mileski twins (Mary Ellen and Patty) with Beth Pringle on the half, have teamed with a pair of quarter-milers to erase first the metric DMR standard, then the yard standard. At Yale on January 22, Christy Diaz held down the 400 chores for an 11:56.5m. Then, at Princeton on February 5, Margaret Scutro took over the short leg and the foursome hit 11:59.1y.

BISHOP LOUGHLIN GAMES

NYC-- December 18: A lot of distance runners got well warmed-up in this early season indoor and Angela Williams (Trinidad and McAuley HS, NY) sped 10.9 for 100y to better the existing US record.

Other results: 880R-- Hempstead, NY 1:50.6; 1000y-- Nancy Rosenfeld (Suffern, NY) 2:36.7; 2Mi-- Patty Mileski (Ridgewood, NJ) 10:49.7, 2. Jeanne Matta (Burke, NYC) 10:50.5, 3. Dina Alborano (Poly Prep, NY) 10:57.4; SP-- H. Ganz (Syosset, NY) 38'7-1/2".

LSU INDOOR

Baton Rouge, La--Jan 7: Janet Davis (Gentry/ Indianola, Miss) showed herself ready to pick up where she left off last year by speeding 7.02 for 60y.

PINNACLE INV

Fairfax, Va, 1-21: Robin Benjamin (Central, Seat Pleasant, Md) had a national best of 39.6 in the 300m to highlight this meet. The junior speedster also took second in the 55m after clocking the best times in heats and semis.

Other results: 55m-- Pierre (Suitland, Md) 7.0, 2. Benjamin 7.1 (6.9 ht, 6.8 sf); 500m-- Birge (Lake Braddock, Va) 1:14.8; 1000m-- Turner (Central) 2:55.6, 2. Harvey (Jefferson, Va) 2:55.7; 1600R-- Suitland, Md 4:02.2; HJ-- Gainer (Gar-Field, Va) 5'7"; LJ-- Fox (McLean, Va) 18'6-3/4"; SP-- Ballenger (Loudon Co, Va) 44'1-1/2".

NEW ENGLAND TAC

Boston--Jan 23: Angela Williams (McAuley, Brooklyn) continued to speed up the sprints as she took the 200 in 24.3 and the 60y in 7.05.

YALE INTERSCHOLASTIC INVITATIONAL

New Haven, Ct--Jan.22: The reputation of Yale's fast track attracted 93 schools and resulted in excellent marks. Ridgewood's (NJ) national DMR record of 11:56.5m was the highlight, but fast times were everywhere. The Mileski twins weren't satisfied with the distance medley but took a pair of thirds in the 1500 (Mary Ellen) and 3000 (Patty). Nancy Rosenfeld (Suffern, NY) raced 2:10.3 in the 800, while Kim Ryan (New Palz, NY) and Leslie Wrixon (Glastonbury, Ct) both broke 10 minutes in the 3000 (9:44.0 and 9:56.9). Hempstead (NY) ran 1:43.6 in the 4x200 and 3:58.4 in the 1600R. Bishop Loughlin (NYC) led six sub-10 3200R teams with an outstanding 9:22.5.

Other Results: DMR--1. Ridgewood, NJ 11:56.5 (Pringle 2:21.0, Diaz 64.0, 3. ME Mileski 3:35.7, P Mileski 4:55.8), 2. Bayshore, NY 12:16.6, 3. Pearl River, NY 12:22.5, 4. St. Francis Prep, NY 12:30.1, 5. Vailsburg, NJ 12:39.3; 55m--1. Kim Corley (South/ Great Neck, NY) 7.0, 2. Karen Skinner (Pt. Washington, NY) 7.1; 55mH--1. Mary Kennen (Danbury, Ct) 8.4; 400--1. Genesis Eddins (West Roxbury, Mass) 56.9; 800--1. Nancy Rosenfeld (Suffern, NY) 2:10.3; 1500--1. Carol Parietti (Warwick Valley, NY) 4:41.1, 2. Wendy Smith (Wilton, Ct) 4:43.5, 3. Mary Ellen Mileski (Ridgewood, NJ) 4:45.0, 4; 3000--3. Patty Milseki 10:04.1, 4. Jeanne Matta (Burke, NYC) 10:15.2, 5. Laura LeMena (Shaker, NY) 10:19.8; HJ-- Tanya Smolin (Randolph, NJ) 5'9-1/2", 2. Kennan 5'8"; LJ--1/ Charmaine Smith (Uniondale, NY) 17'1-1/2"; SP--1. Regina Weinpahl (Westwood, NJ) 41'1", 2. Barbara Jackson (Hilhouse, Ct) 40'10-1/2"; 800R--1. Hempstead, NY 1:43.6, 2. Truman, NY 1:47.2, 3. Pt. Washington, NY 1:47.7; 1600R-- Hempstead 3:58.4, 2. Randolph, NJ (Smolin anchor) 4:02.0, 3. Bish. Loughlin, NYC 4:02.4; 3200R-- Bishop Loughlin 9:22.5, 2./ Pearl River 9:39.3, 3. Vailsburg, NJ 9:40.1, 4. St. Francis Prep, NY 9:40.1, 5. Morris Hills, NJ 9:41.4, 6. North Rockland, NY 9:45.2.

MASON-DIXON GAMES

January 29: Results: 60m-- Adriane Diamond (Marshall Co) 7.8, 2. Alicia Bass (Fern Creek) 7.9; 60mH--1. Bass 9.0; 800-- Pam Raglin (Bourbon Co) 2:20.1; Mile-- Kim Hawkins (Bath Co) 5:15.6

PRINCETON RELAYS

Princeton, NJ-- Feb. 5: Ridgewood did it again, this time at the yard distance, and this time they had company. Bernards (NJ), anchored by Meg Waldron in 4:52.3, chased them to the wire but had to settle for second in 12:01.4 behind Ridgewood's 11:59.1.

Other results: DMR--1. Ridgewood, NJ 11:59.1 (Pringle 2:22.7, Scutro 63.1, M Mileski 3:39.0, P Mileski 4:54.3), 2. Bernards NJ 12:01.4 (Rahn 2:24.9, Kiernan 60.1, Mayer 3:43.3, Waldron 4:52.3), 3. Simon Gratz (Phila, Pa) 12:11.1, 4. Columbia, NJ 12:26.0, 5. Card. Dougherty (Phil, Pa) 12:31.5, 6. Haverford, Pa 12:40.2; MiR-- Gratz 3:56.5, 2. Plainfield, NJ 3:56.9, 3. Central (Newark, NJ) 3:58.6, 4. Columbia, NJ 4:00.1; SHR-- Central(Trenton, NJ) 35.0; SPrel--Westwood, NJ 69'11-3/4" (Regina Weinpahl 41'7-1/4").

WEST POINT INV

West Point, NY--February 5: Tanya Smolin (Randolph, NJ) upped her HJ to 5'10", a new state record, and Veronica Haberl (Longwood, NY) led an excellent 1500 field (4:35.9) in this meet held immediately after the Princeton Invitational.

Other results: 55m-- Kim Corley (South/ great Neck, NY) 7.38; 1500-- 2. Wendy Parietti (Warwick, NY) 4:39.5, 3. Wronski (Kerny, NJ) 4:40.4, 4. Nancy Rosenfeld (Suffern, NY) 4:40.6, 5. Graham (Bayshore, NY) 4:41.6, 6. Jeanne Matta (Burke, NYC) 4:44.1; 1600R-- Hempstead, NY 3:57.21, 2. Ramapao, NY 3:58.90.

MASSACHUSETTS STATE INDOOR

Harvard, Mass--Feb 19: Falmouth captured the division 1 title over defending champ No. Quincy and Reading grabbed the Division 2 title despite Shrewsbury's Martha White. White set a state record in the 300, won the shot and anchored the mile relay from fourth to second. Most of the better marks were in the Division 2 contest. Junior Gail Saunders did most of the damage for Reading as she won the 1000 and anchored the mile relay win, coming back to repass White at the wire.

Results: 2Mi-- Div 1 Moira Teevens (Silver Lake) 10:58.2, 2 Div 2 Sarah Day (Marlboro) 10:53.6; 600y-- Div 1 Maryanne Harring (BillERICA) 1:28.1, Div 2 Jennifer Hodgson 1:26.0, 2.

Continued Page 22

OUTDOOR RESULTS

SAN DIEGO ALL-COMERS

San Diego, California, February 12: The weight events provided the best marks as San Diego State staged the first of its pre-season All Comers meets. Lorna Griffin captured the shot and discus with good marks of 52'6 and 185'9 while Liz Mueller wafted the javelin 167'2.

RESULTS: 400H, Anne Lindemuth (SD) 63.7; JT, 1-Liz Mueller (SD) 167'2, 2-Debbie Dibb (SD) 157'2, 3-Desiree Snellemen (SD) 141'7; 4x100, San Diego 46.6; 1500, 1-Kris Bergeron (Un) 4:35.6, 2-Debbie Porter (Un) 4:39.6; HJ, Lori Smith (SD) and Chandra Roberts (CSLB) 5'8; SP, 1-Lorna Griffin (AW) 52'6, 2-Peggy Pollock (Un) 49'8 1/2, 3-Cheryl Kennedy (CA) 45'2 3/4; 100, 1-Latanya Sheffield (SD) 12.0, 2-Robin Lynn Simmons (Ing) 12.0; LJ, Chandra Roberts (CSLB) 19'8 3/4; 200, 1-Latanya Sheffield (SD) 24.2, 2-Rene Chambers (SD) 24.5, 3-Briquette Moon (SD) 24.6; DT, 1-Lorna Griffin (AW) 185'9, 2-Ramona Pagel (Un) 154'0, 3-Leslie Hoerner (ACA) 149'8, 4-Peggy Pollock (Un) 139'3.

BAKERSFIELD ALL-COMERS

Bakersfield, California, February 12: A host of schools gathered for the kickoff meet of the outdoor season in the Bakersfield area and the meet turned out to be a "workout" with competition. No outstanding marks were turned in as coaches and athletes took things easy. Best mark came in the 4x100 where the home team ran 46.60, a tenth in front of Cal Poly/SLO.

RESULTS: 100mH, 1-Cece Chandler (CP/SLO) 14.73, 2-Kathy Reiman (CP/SLO) 14.88; JT, Beth Rockliffe Owens (Un) 145'1; 4x1600, 1-CP/SLO 20:15.1, 2-CP/SLO "B" 20:28.5; LJ, Jewel Lovelady (CS Bakersfield) 19'5; HJ, Janet Nichols (Pomona) 5'6; SP, 1-Sharon Hamilton (CSB) 44'8 3/4, 2-Deborah Corley (CSB) 44'3 1/2; 4x100, 1-CS Bakersfield 46.60, 2-CP/SLO 46.70, 3-Pasadena JC 48.74; 5000, Jenny Dun (CP/SLO) 17:01.0; 400, 1-Andrea Rolfe (Un) 55.83, 2-Elizabeth Harter (Un) 57.15; DT, 1-Kim Shakir (CSB) 134'5, 2-Kathy Kahn (CP/SLO) 133'6; DMed, 1-CP/SLO 12:17.14, 2-CP/SLO "B" 12:27.36; 4x200, 1-SLO TC 1:41.3, 2-Pasadena JC 1:44.8; 4x800, CP/SLO 9:21.15.

LOUD LOOKS GOOD

Honolulu, Hawaii, February 2: Gwen Loud captured two events with good marks as the University of Hawaii staged an All Comers Open meet. Loud won the 50

meters in 6.1 and took the long jump with an outstanding early season mark of 21'2 3/4. Other results:

300m, Patricia Duboux (UH) 38.8;
1000m, Teresa Katterheinrich (UH) 3:05.5; SP/DT, Joan Gago (UH) 45'0/164'8.

FRESNO WINS OPENER

Fresno, California, February 19: Fresno State University, in its first season of intercollegiate track, won its first-ever competition as it downed San Francisco State 138-15. Jackie Walker led the Bulldogs with wins in the shot and high jump. Best mark was Renee Wycoff's 10:19.5 for 3000 meters.

CAL STATE LA SHARP

Los Angeles, California, February 19: The sprint power of Cal State Los Angeles was evident at a quadrangular meet to open the 1983 outdoor season. Although not all of its troops were on hand, the CSLA speedsters won the 100m (11.6), 200m (24.4), 400m (54.94) and put together a foursome of Jennifer Inniss, Denean Howard, Tina Howard and Stephanie Brown for a swift 46.26 4x100 - not bad for February. Good marks were turned in by Marlene Harmon of Cal State Northridge who galloped the 100 hurdles in 13.7 and by Sharon Dabney who won both the 200 and 400 - plus a third in a 100 heat.

RESULTS: 100m/LJ, Stephanie Brown (CSLA) 11.6/18'1; 200/400, Sharon Dabney (CSLA) 24.4/54.94; 800, 1-Denean Howard (CSLA) 2:11.92, 2-Marlene Harmon (CSN) 2:12.63, 3-Tina Howard (CSLA) 2:13.67, 4-Sandra Farmer (CSLA) 2:18.0; 100H, 1-Marlene Harmon (CSN) 13.7, 2-Sandra Farmer (CSLA) 14.3; 4x100, 1-CSLA 46.26, 2-CS Bakersfield 47.1, 3-CS Northridge 47.90, 4x400, CSLA (Ashford-D.Howard-T.Howard-Hallie) 3:49.5; HJ, Angela Pfiefer (CSB) 5'6; SP, 1-Sharon Hamilton (CSB) 46'9, 2-Deborah Corley (CSB) 45'3 1/4.

STANFORD WINS

Irvine, California, February 19: Carol Cady led Stanford to a double win in the outdoor opener for Stanford, USC and UC Irvine. Stanford tallied 87 points to 48 for the Trojans and 24 for the home team.

Cady had her greatest day ever. She won all three weight events, each with a lifetime best. Cady opened her day with a toss of 51'3 in the shot, a mark which moves her from 32nd on the All-Time USA List to 27th. Cady has a 52+ indoor mark this season, but this

was her best outdoor performance. The Stanford student came back to win the javelin with 159'10, up from her previous best of 149'1. She topped her day with a throw of 189'1 to capture the discus, the fifth best throw ever by an American. Her three event total distance for the day was 400'2 and she thus became the second American over 400 feet in the three weight events. And she did it all in one afternoon!

Stanford's strength in the distances, even without all their troops, was the decider. The Cardinals went 1-2-3 in both the 800 and 3k and 1-2 in the 1500.

Multi-eventers were all over the field. Irvine's Michelle Kelly won the long jump (19'11 1/2) and 200 (24.6); Stanford's Allison Wiley took the 1500 (4:18.9) and 3000 (9:16.2); USC's Kerry Bell won the high jump (5'6) and 100 hurdles (14.5) and was fourth in the shot (42'5).

RESULTS: SP, 1-Carol Cady (S) 51'3, 2-Pam Dukes (S) 45'9, 3-Cindy Johnson (USC) 42'11, 4-Kerry Bell (USC) 42'5; JT, Carol Cady (S) 159'10; LJ, 1-Michelle Kelly (UCI) 19'11 1/2, 2-Pam Donald (S) 19'0 1/4; 1500, 1-Allison Wiley (S) 4:18.9, 2-Regina Jacobs (S) 4:23.2; 4x110, USC 48.8; HJ, 1-Kerry Bell (USC) 5'6, 2-Karen Lysaght (S) 5'6, 3-Denise Gaztambide (S) 5'6; 100mH, 1-Kerry Bell (USC) 14.5, 2-Sharon Hatfield (USC) 14.8; 400, Marcia Martin (S) 55.9; 100, 1-Sabrina Williams (USC) 12.2, 2-Pam Donald (S) 12.3; 800, 1-Regina Jacobs (S) 2:09.4, 2-Patti Sue Plumer (S) 2:13.2, 3-Jessica Spies (S) 2:13.6, 4-Rennie Durand (USC) 2:17.4; 400H, Margaret Demorest (S) 63.0; 200, 1-Michelle Kelly (UCI) 24.6, 2-Marcia Martin (S) 24.8; DT, 1-Carol Cady (S) 189'1, 2-Cindy Johnson (USC) 167'5, 3-Karen Nickerson (S) 158'0, 4-Pam Dukes (S) 145'3; 3000, 1-Allison Wiley (S) 9:16.2, 2-Ellen Lyons (S) 9:40.9, 3-Ann Locke (S) 10:03.5; 4x440, Stanford (Donald-Spies-Jacobs-Martin) 3:53.3.

SAN DIEGO WINS

San Diego, California, February 26: San Diego State swamped Cal State Northridge and Cal Poly/Pomona in a three-way meet, winning all but two events. Liz Mueller had a good throw of 156'2 to win the javelin and Lori Smith upset Marlene Harmon in the 100m hurdles for the high spots.

RESULTS: 3000, 1-Kris Bergeron (Un) 9:45.55, 2-Laurie Crisp (SD) 9:49.94, 3-Nena Manriquez (CSN) 9:51.5; 4x100, San Diego 47.73; 1500, 1-Sheila Ralston (Un) 4:25.46, 2-Jane Spencer (SD) 4:42.16, 3-Eli Garcia (SD) 4:42.58; 100mH, (-3.85), 1-Lori Smith (SD) 14.21, 2-Marlene Harmon (CSN) 14.29; 400, 1-Latanya Sheffield (SD) 54.03, 2-Rene Chambers (SD) 55.42; JT, 1-Liz Mueller (SD) 156'2, 2-Debbie Dibb (SD) 148', 3-June Wintemute (CP/P) 135'4; 100m, (-3.70), 1-Bridgette Moon (SD), 2-Lori Smith (SD) 12.53, 3-Marlene Harmon (CSN) 12.63; Scores, SD 95, CSN 21. SD 106, CP/P 10.

TEXAS INVITATIONAL

Austin, Texas, February 26: Phil Delavan unveiled his troops outdoors for the first time in 1983 and the Texas women captured 11 of the 15 events in this non-scoring meet.

There were three double winners. Texas provided Katie Casey in the two hurdles, Jo Beth Palmer in the shot and disc and Abilene Christian's Laurie Taylor won the 1500 and 3000.

Best marks were the 47'1 toss of the shot by Palmer and the 156'7 toss of the spear by teammate Mary Chrobak.

RESULTS: 5000, Julie Browning (AC) 17:27.6.50; 4x100, Texas 48.0; 1500, 1-Laurie Taylor (AC) 4:32.6, 2-Lori Nelson (Tx) 4:38.3; 100H/400H, Katie Casey (Tx) 15.30/63.87; DT, 1-Jo Beth Palmer (Tx) 145'7, 2-Dede Kavanaugh (Tx) 144'9; 400, 1-Terry Turner (Tx) 55.17, 2-Susan Shurr (Tx) 56.53; 100, Deanna Atkins (N.Tx) 11.77; 800, Tara Arnold (Tx) 2:12.78; 200, 1-Susan Shurr (Tx) 24.35, 2-Terry Turner (Tx) 24.51; JT, 1-Mary Chrobak (Tx) 156'7, 2-Lorri Kokkola (Tx) 144'6; 3000, 1-Laurie Taylor (AC) 9:43.8, 2-Lori Nelson (Tx) 9:48.6; SP, Jo Beth Palmer (Tx) 47'1; 4x400, 1-Texas 3:54.19, 2-Abilene Christian 3:58.10



Jo Beth Palmer, Texas, was double winner at Texas Invitational.

POMONA-PITZER SWAMPS SF STATE

San Francisco, California, February 26: Visiting Pomona-Pitzer won everything except the javelin and 4x100 relay as they topped San Francisco State 95-28 in a dual meet. Best mark was the 5'10 leap in the high jump by Paula Jones. Catherine Dee was a triple winner for the Sagehens.

RESULTS: DT, Brenda McIntyre (PP) 123'0; 100/200/400, Catherine Dee (PP) 13.0/26.3/59.9.

CSLB INVITATIONAL



USC's Cindy Johnson won Long Beach Invitational with a throw of 165'0.

Long Beach, California, February 26: Cal Poly/San Luis Obispo captured eight of the events as Cal State Long Beach hosted an informal Invitational. Best marks included 165'0 in the disc by USC's Cindy Johnson, the 13.90 hurdles by Janet Yarbrough (CP) and the 4x100 times by Cal State Bakersfield and Cal Poly, 46.30 and 46.40 respectively.

RESULTS: 4x100, 1-CS Bakersfield 46.30, 2-Cal Poly/SLO 46.40; 1500, 1-Jennifer Dunn (CP) 4:32.9, 2-Lisa Gonzales (UC Irvine) 4:34.6, 3-Lori Lopez (CP) 4:35.75; 100H, Janet Yarbrough (CP) 13.90; DT, 1-Cindy Johnson (USC) 165'0, 2-Kim Shakir (CSB) 135'8; 400, Faith Burleson (CSB) 56.55; 100, Tamela Holland (CP) 11.8; 800, 1-Liz Harter (Stanford TC) 2:11.4, 2-Jill Killingson (CP) 2:12.1, 3-Allison Ehlman (SLO) 2:12.6; LJ, Jewel Lovelady (CSBTC) 19'7; 200 (+3.41), 1-Gurtha Pounds (CSB) 24.3w, 2-Tamela Holland (CP) 24.6w; SP, 1-Sharon Hamilton (CSB) 48'2 3/4, 2-Lynn Graham (Fresno) 47'3, 3-Deborah Corley (CSB) 46'10 1/4; 3000, 1-Leslie White (CP) 16:53.6, 2-Marilyn Nichols (CP) 16:57.0; JT, Joanne Davis (CP) 145'5; 4x400, 1-Cal Poly "A" 3:55.1, 2-Cal Poly "B" 3:55.4, 3-CS Bakersfield 3:55.8.

ARIZONA TROUNCES STANFORD

Tucson, Arizona, February 26: Host Arizona trounced Stanford and Occidental College in a three-way meet on the Wildcats track. The home team tallied 83 to 75 for the Cardinals and 6 for Oxy. Scoring the meet as a dual, Arizona easily won over Stanford 82-45.

Each school came up with double winners. Stanford produced Regina Jacobs who took the 800 and 1500 while Arizona retaliated with little-known Laura Lim who annexed the 100 and 100 hurdles, and Ruth Waitthera who took the 200 and 400. Lim's time of 13.71 for the hurdles was good for such an early season race. Best performances came in the shot where Arizona's British import, Meg Ritchie, tossed the iron ball 55'5 3/4 for the win. But the big news from an American standpoint was the second place performance of Stanford's Carol Cady. Cady has evidently been doing her homework over the summer months. Just two weeks ago, her best mark was 50'0 even and she rested in 30th place on the USA All-Time List. In her opening meet against UC Irvine, Cady improved to 51'3 and in this, her second meet of the year, she threw 54'8 and moved up to the #6 position on the US List. Cady came back to win the disc in Ritchie's absence with a good throw of 181'1, short of her 189'1 opener against Irvine.

Another good performance was the 15:53.47 clocking for 5000 meters by Stanford's Allison Wiley.

Anything on the track involving speed went to Arizona. Anything involving endurance went to Stanford. Arizona won the 100, 200, 400, 100 and 400 hurdles and the 4x100. Stanford took the 800, 1500, 5000 and 4x400.

RESULTS: LJ, 1-Pam Donald (S) 19'6, 2-Katrina Johnson (Az) 19'3 1/4; JT, 1-Martha Hart (Az) 153'6, 2-Carol Cady (S) 140'3; SP, 1-Meg Ritchie (Az) 55'5 3/4, 2-Carol Cady (S) 54'8, 3-Lorraine Costanzo (Az) 46'9 3/4; 5000, 1-Allison Wiley (S) 15:53.47, 2-Ellen Lyons (S) 16:28.35, 3-Kim Gallagher (Az) 17:28.1...5-Anne Locke (S) 18:06.63; 4x100, 1-Arizona 46.92, 2-Stanford 48.74; 1500, 1-Regina Jacobs (S) 4:22.79, 2-Anthea James (Az) 4:34.32, 3-Jessica Spies (S) 4:43.59; 100, 1-Laura Lim (Az) 11.73, 2-Michelle Walsh (Az) 11.88, 3-Pam Donald (S) 12.29; 100H, Laura Lim (S) 13.71; 400, 1-Ruth Waitthera (Az) 55.2, 2-Marcia Martin (S) 55.6; 800, 1-Regina Jacobs (S) 2:09.94, 2-Anthea James (Az) 2:15.50; 400H, 1-Justina Boyd (Az) 62.45, 2-Margaret Demorest (S) 64.54; 200, 1-Ruth Waitthera (Az) 24.55, 2-Michelle Walsh (Az) 25.11; HJ, Katrena Johnson (Az) 5'9 3/4; DT, 1-Carol Cady (S) 181'1, 2-Becky Levi (Az) 160'0, 3-Pam Dukes (S) 152'5, 4-Esthermarie Hillman (Az) 150'2, 5-Karen Nicholson (S) 148'11; 4x400, 1-Stanford 3:51.14, 2-Arizona 3:54.16.



Stanford's Pam Donald won long jump against Arizona.


AZTEC INVITATIONAL

San Diego, California, March 5: Colleen Sommer began her 1983 season where she left off in 1982 as she set a new meet and field record in winning the high jump at the Annual Aztec Invitational with a leap of 6'5. Sommer's mark was just one of the many outstanding March performances.

A brief "for example" - Susie Ray tossed the javelin 178'1, Lori Smith ran the hurdles in 13.54 against the wind, San Diego surprised Cal State LA in the 4x100 in 45.81 as Cal Poly/SLO also whipped the Angolians with 46.00 to 46.19 for CSLA, Monica Joyce ran 4:20.8 for 1500m, San Diego came back to win the 4x400 in 3:39.12 over a CSLA team which included Sharon Dabney and a couple of Howards, a high schooler tossed the disc 173'11 and another prepster won the 400 hurdles.

'Twas a great opening to a great outdoor season.

RESULTS: JT, 1-Susie Ray (UCLA) 178'1, 2-Danela Barnes (CP/SLO) 169'4, 3-Liz Mueller (SDS) 167'4, 4-Barba Moro (WAC) 162'0, 5-Deena Bernstein (CA) 160'7; 100H (-0.15), 1-Lori Smith (SDS) 13.54, 2-Janet Yarbrough (CP) 13.82; 4x100, 1-San Diego State 45.81, 2-Cal Poly 46.00, 3-CSLA 46.19, 4-California 47.62, 5-CS Hayward 47.75; 1500, 1-Monica Joyce (Converse) 4:20.8, 2-Amy Harper (CP) 4:25.03, 3-Marilyn Davis (Cal) 4:31.65; 100m, 1-Jackie Pusey (LATC) 11.76, 2-Lisa Winston (Un)



Colleen Sommer opened her 1983 season by winning the Aztec Invitational with a jump of 6'5.

11.88, 3-Tamela Holland (CPTC) 11.98; LJ, 1-Sandy Crabtree (CA) 19'5, 2-Jewel Lovelady (Un) 19'1 1/2; SP, 1-Ramona Pagel (Un) 52'0 1/2, 2-Natalie Kaaiawahia (Un) 49'9 3/4, 3-Peggy Pollack (Un) 48'9, 4-Bonnie Dasse (CA) 48'3, 5-Cheryl Kennedy (CA) 46'6 3/4, 6-Susie Ray (UCLA) 45'10 1/2; HJ, 1-Colleen Sommer (Adidas) 6'5, 2-Sue McNeal (CP) 5'10, 3-Lori Clark (SDS) 5'10; 4x400, 1-San Diego State 3:39.12, 2-CSLA 3:39.88, 3-California 3:40.68, 4-Stanford TC 3:42.50, 5-CS Hayward 3:55.54; DT, 1-Natalie Kaaiawahia (Un) 173'11, 2-Ramona Pagel (Un) 164'10, 3-Cindy Johnson (USC) 164'8, 4-Glenda Ford (CSH) 163'3, 5-Sue Springer (Cal) 158'8, 6-Leslie Hoerner (AIA) 156'6; 5000, 1-Polly Plumer (UCLA) 16:33.97, 2-Leslie White (CP) 16:35.40, 3-Marilyn Nichols (CP) 16:40.00, 4-Kathy Koudela (CSH) 16:46.00; DMed, 1-Cal Poly 11:23.71, 2-Stanford TC 11:37.18, 3-LA Mercurettes 11:49.33, 4-San Diego State 12:05.79; 400H, 1-Gayle Kellon (Un) 60.01, 2-Chris Dubois (CP) 62.99; 4x200, 1-Cal Poly TC 1:36.89, 2-California 1:37.40, 3-San Diego State 1:39.55, 4-CS Hayward 1:40.64, 5-CSLA 1:42.44.

Jack Welch is on vacation. His "On The Road Again" column will return in the next issue.



**write
OR
call:**

FAIR WINDS INTERNATIONAL

WHOLESALE DISTRIBUTOR OF THE
1984 OLYMPIC SOUVENIRS

P.O. BOX 1254
MONTEREY PARK, CA 91754
PHONE: (213) 289-8597

"PART OF THE PURCHASE PRICE GOES TOWARD THE SUPPORT OF THE
OLYMPIC GAMES"

**IMMEDIATE
DELIVERY!**



All of the excitement and drama of the 1984 Olympics captured on a Pilfer-Proof, Self-Standing Display Rack to show off our unique keyholders.

"Stars in Motion" the official symbol of the 1984 Los Angeles Olympics and "Sam the Olympic Eagle" the Olympic Mascot in various poses on a beautifully crafted Swiss design keyholder. With a very special patented locking device by Lansa. Made in USA.

- A GREAT IMPULSE SALE ITEM
- A GREAT GIFT IDEA

**OLYMPIC
WINNERS!**

KEYHOLDER



INDOOR MARKS

Top 20 marks received to March 8. Complete and final List will appear in next month's issue.

+Not a US citizen
h=Made in trial heat
s=Made in semi-final
p=Made in pentathlon
°=Intermediate Time

50 Yards (6.35)

5.74	(1)	Evelyn Ashford (Med TC)
5.79	(2)	Alice Brown (WAC)
5.88	(3)	+Jennifer Irmis (CSLA/Guy)
5.91	(3)	Diane Williams (LAIC)
5.93	(4)	Sandra Howard (LAIC)
6.01	(5)	Zelda Johnson (ML SAC JC)
6.03	(5)	Lori Smith (SD State)
6.10	(6)	Simmons (Cal HS)
6.16	(5)	Alice Jackson (DC Int)
6.35	(6)	Cheryl Gilliam (Un)

50 Meters (6.75) (*=Hand time +0.24)

6.12	(1)	Katherine Wallace (Tx.Sth)
6.14	(2)	+Esther Hope (Jcks.St/Tri.)
6.16	(1)	Evelyn Ashford (Med TC)
6.24	(2)	Alice Brown (Wilt's AC)
6.30	(2)	Bunice Jones (Jackson St)
6.31	(2)	+Jennifer Irmis (CSLA/Guy)
6.31	(3)	Aia Hay (LAM)
6.35	(4)	Vivian Brown (Jcks.St)
6.36	(2)	+Janet Burke (Neb/Jam)
6.38h	()	C. Williams (Miss.Vly)
6.39h	()	L. Cole (AL.St)
6.40h	()	E. Boss (Southern)
6.40	(5)	Sheila LaBare (PV)
6.41h	(2)	Michelle Glover (Houston)
6.41h	(2)	Jackie Washington (Houston)
6.42h	()	L. Chatman (Jcks.St)
6.43h	()	Lynne Gamble (PV)
6.44	(6)	Hillette Flowers (Southern)
6.46h	()	Easter Gabriel (PV)
6.46h	()	Donna Lazard (Tx.Sthn)

60 Yards/55m (6.99) (*=Hand time +0.24)

6.55	(1)	Evelyn Ashford (Med TC)
6.59	(1)	Chandra Cheeseborough (AthlWst)
6.65	(1)	Wanda Fort (TSU)
6.68h	(2)	Jeanette Bolden (UCLA)
6.68s	(1)	Alice Brown (WAC)
6.74ts	(2)	Diane Williams (LAIC)
6.75s	(4)	+Jennifer Irmis (SCC/Guy)
6.75	(1)	+Janet Burke (Nebraska/Jam)
6.77	(1)	Jackie Washington (Houston)
6.77h	(1)	Angela Thacker (Nebraska)
6.78h	(1)	Inger Peterson (UNLV)
6.81h	(1)	Lafanya Dawkins (UNLV)
6.82	(2)	Michelle Glover (Houston)
6.83h	(1)	Sandy Harris (Alabama)
6.84	(2)	Jacqueline Vanzant (TSU)
6.84	(1)	Lisa Thompson (UNLV)
6.85	(3)	Lisa Jones (TSU)
6.86h	(2)	+Rufina Utah (Nebraska/Nig)
6.86s	(3)	Zelda Johnson (SC Cheetahs)
6.87	(2)	Elaine Jones (Iowa)

60 Meters (7.75)

7.29	(1)	Evelyn Ashford (Med TC)
7.42	(2)	+Jennifer Irmis (CSLA/Guy)
7.43h	(1)	+Esther Hope (Jcks St/Tri.)
7.43	(1)	Elaine Jones (Iowa)
7.45	(3)	Jackie Washington (Houston)
7.47	(1)	Lorrie Thornton (Michigan)
7.49h	(2)	Sharriceffa Barksdale (Tennessee)
7.53h	(2)	Wanda Fort (TSU TC)
7.53	(2)	Brenda Kazinec (Michigan)
7.55h	(1)	Donithy Jones (Chio State)

7.57	(1)	Kris Eiring (Wisconsin)
7.58h	(3)	Rose Gilmore (E.Kentucky)
7.60	(4)	Diane Williams (LAIC)
7.62	(1)	Diane Dixon (Chio St)
7.63h	(1)	Adriane Diamond (Ky. HS)
7.64h	(2)	Michelle Thompson (Chio State)
7.65s	(1)	Alicia Bass (Ky. HS)
7.66h	(3)	Selina Christian (Chio U)
7.66h	(3)	Jackie Vanzant (TSU TC)
7.68	(2)	Michelle Thompson (Chio State)
7.68	(4)	Cardi Burkette (Michigan St)

200 Meters (25.43) (*=Hand time +0.24; #=220y -0.10)

23.42#	(1)	Chandra Cheeseborough (AW)
24.00#	(2)	+Angela Williams (FTC/Tri.)
24.25#	(1)	Grace Jackson (Atoms)
24.26h#	(2)	Janet Dodson (Morgan St)
24.30#	(3)	Gervaise McCraw (SC Cheetahs)
24.58	(3)	+Janet Burke (Neb/Jam)
24.68h#	(1)	Bev Kearney (IHIC)
24.84*	(2)	Edna Brown (Atoms TC)
24.92#	(3)	Odessa Smalls (Club NY)
25.02#	(4)	Marcelle Kendall (Club NY)
25.04*	(1)	Diane Dixon (Chio State)
25.04*	()	Myrian DeGraff (St. Francis)
25.08#*	(1)	Caren Askew (NY Masters)
25.14*	()	Karen Koke (Flu F)
25.14#*	(1)	Henderson (W.Virginia)
25.24*	()	Stephanie Woodson (Boston U)
25.29h#	(3)	Jackie Malone (Wisconsin)
25.32	(1)	Sybil Perry (Purdue)
25.34*	()	Marva Fearon (Adelphi)
25.40h#	(3)	Jackie Vanzant (Tenn)

300 Yards (36.99) (*=Hand time +0.24)

33.83	(1)	Diane Dixon (Chio State)
33.98	(1)	Angela Thacker (Nebraska)
34.31	(1)	+Janet Burke (Neb/Jam)
34.64	(1)	Belinda Little (Alabama)
34.83	(2)	Randy Givens (Florida St)
35.04*	(2)	Grace Jackson (Atoms)
35.10	(2)	Jennie Gotham (Nebraska)
35.10	(2)	Donna King (Kansas State)
35.19	(3)	Vicki Lewis (Oklahoma State)
35.24	(1)	Sybil Perry (Purdue)
35.26	(1)	Felicia Moore (Oklahoma)
35.33	(4)	Dora Speman (Kansas)
35.34*	(3)	Lori McCauley (Rutgers)
35.34h#	(1)	Nina Thompson (Wichita St)
35.41	(3)	Teresa Barr (Un)
35.54	(1)	Vivian McKenzie (Iowa)
35.55	(5)	Crystal Hicks (Kansas State)
35.59	(2)	Kim Dunlap (Illinois)
35.64h#	(2)	Treena Carpenter (Un)
35.71	(1)	Carlyn Blackman (Drake)

300 Meters (41.00) (*=Hand time +0.24)

38.42	(2)	Alice Jackson (Ms AC)
38.44h#	(1)	Diane Dixon (Chio State)
39.08	(1)	Beverly Kearney (IHIC)
39.17	(2)	Brenda Kazinec (Michigan)
39.34*	(1)	Julie Brown (Michigan State)
39.64*	(1)	Gloria Jackson (Morgan St)
39.64*	(2)	Janet Dodson (Morgan St)
39.64*	(1)	Blackman (S.Ill/Carbondale)
39.84*	(2)	Kim Whitehead (Morgan St)
39.84*	(1)	Veronica Smith (UNLV)
39.84*	(2)	Julie Boeman (Michigan)
39.87	(1)	Rene Henderson (Pittsburgh)
39.94*	(3)	Zanderland Dixon (Morgan State)
39.94*	()	Joanne Gardner (NY Tech)
40.05	(1)	Lisa Sparks (Arkansas)
40.24*#	(4)	Ruperta Charles (Howard)
40.24*#	(4)	Janise Dale (Del.State)
40.34*	(6)	Carol Galloway (UMES)
40.54*	(5)	Evelene Hatcher (Ms AC)
40.54*	(7)	Glenda Thuesdale (Temple)

400 Meters (56.49) (*=Hand time +0.14; #=440y -0.14)

53.17	(1)	Diane Dixon (Chio State)
53.20#*	(1)	Delisa Walton (Th)
53.29	(1)	Lori McCauley (Rutgers)
53.72h#	(1)	Gwen Gardner (LAM)
53.94	(1)	+Grace Jackson (Atoms/Jam)
54.03	(1)	Judi Brown (Michigan St)
54.24#*	(3)	+Cathy Rattray (Th/Jam)
54.37#	(3)	+Charmaine Crooks (UIEP/Can)
54.44*	(1)	Stephanie Bonner (Auburn)
54.48h#	(2)	Alice Jackson (Ms Int)
54.49#	(1)	+Janet Burke (Nebraska/Jam)
54.64*	(1)	Edna Brown (Atoms)
55.08h	(1)	Judy Brown (Michigan St)
55.27#	(1)	Rosalyn Dunlap (Missouri)
55.27	(1)	Lisa Barnett (Virginia)
55.34h#	(1)	Dabbie Roberson (Ms Int)
55.45#	(1)	Jennie Gotham (Nebraska)
55.49	(1)	Kim Barnes (Atoms)
55.50	(2)	Sharriceffa Barksdale (Tenn)
55.58h#	(3)	Janice Reid (Boston Int)

500 Yards (1:08.99) (*=Hand time +0.14)

1:04.74*	(1)	Deann Gutowski (LAM)
1:04.85	(1)	Gwen Gardner (LAM)
1:05.46	(2)	Sharon Dabney (CSLA)
1:05.48	(3)	Lee Arbogast (AW)
1:06.44*	(2)	Brenda Peterson (UCLA)
1:06.54*	(4)	Latanya Sheffield (SD State)
1:07.24*	(3)	Gervaise McCraw (SC Cheetahs)
1:07.44*	(1)	Knighton (Calif HS)
1:07.94*	(2)	Gayle Kellon (Calif HS)
1:08.24*	(3)	Mawviev (Calif HS)
1:08.44*	(4)	Rodgers (Calif HS)
1:08.64*	(5)	Trudy Palmer (Calif HS)
1:08.74*	(1)	Evans (Cal HS)
1:08.84*	(6)	Hensel (Calif HS)

REEL OFF (Continued)

announcers were all right, but announcers simply do not know the intricacies of technique and form and continue to befuddle the minds of viewers with their description of tactics et al. And someone should send Marty Liguori back to English class so he can learn when to say "He" and when to say "Him". Most, if not all, TV announcers do not do their homework before a meet. Especially is this true when they try to cover women's events - they don't know the competitors and it gets to be embarrassing to cover a race and never mention the name of the leader because one doesn't know who it is. Track will never be big on TV until someone who knows what they're talking about is telling the public what's REALLY going on!

The Europeans have been running pretty well indoors and we'll cover some of their marks next month. So far, the long jump record has taken the biggest beating. East Germany's Heike Daute jumped 22'7 for a new world record, then Anisoara Cusmir of Rumania upped that to 22'8 1/2 and then bettered that with 22'9 1/4. Marita Koch galloped 200 meters in 22.39 for a new world mark and countrywoman Jahn zipped over 60m hurdles in 7.75 for another WR. More next issue.

500 Meters (1:17.0) (*=hard time +0.14)

1:11.14	(1)	Rhna Brown (Atoms)
1:12.54*	(1)	Debbie Roberson (DC Int)
1:12.74*	(1)	Gail Conway (Air Force)
1:13.04	(1)	Dorothy Jones (Ohio State)
1:13.05	(2)	Ellen Hart (Penn State)
1:13.34*	(2)	Wanda Trent (Ms AC)
1:14.47	(1)	Patty Bradley (Villanova)
1:15.04*	(1)	+Dana Wright (Old D/Tri)
1:15.24*	(2)	Joy Meyen (Air Force)
1:15.21	(3)	+Robin Marks (Arizona/Can)
1:15.24*	(1)	Tami Hart (Penn St)
1:15.27	(1)	Janice Reid (BUC)
1:15.64*	(1)	Lori McCauley (Rutgers)
1:15.86	(2)	Adrienne Pitts (C.Ct)
1:15.99	(3)	Genesis Eddins (Mass HS)
1:16.14*	(2)	Shari Hatton (Princeton)
1:16.14*	(3)	Debra Murphy (Howard)
1:16.30	(2)	Teri Edderly (Yracuseuse)
1:16.34*	(3)	Terry Pioli (Penn St)
1:16.44*	(4)	Terry Demback (Rutgers)
1:16.44*	()	Karen Woods (Temple)
1:16.44*	()	Hyacinth McBean (LIU)

600 Yards (1:25.99) (*=Hard time +0.14)

1:18.85	(1)	+Marcia Tate (Nebraska/Jam)
1:19.10	(2)	+Nicole Ali (Nebraska/Can)
1:20.08	(3)	Annette Campbell (Oklahoma)
1:20.16	(1)	Ovrill Brown (Florida St)
1:20.43	(1)	Gretchen Grier (Illinois)
1:21.11	(1)	Piper Bressant (Florida)
1:21.52	(1)	+Ruth Waithera (Arizona/Ken)
1:21.78	(1)	Lori McCauley (Rutgers)
1:22.30	(4)	Marcia Martin (Stanford)
1:22.42	(1)	Lee Ann Van Lardingham (LSU)
1:22.44*	(1)	Montgomery (Indiana)
1:22.54*	(1)	Tammie Hart (Penn State)
1:22.64*	(2)	Tina Parrott (Indiana)
1:22.74*	(1)	Kim Barnes (NY PAL)
1:22.94*	(1)	Patty Bradley (Villanova)
1:23.04	(5)	Regina Jacobs (Stanford)
1:23.13	(1)	Angela Tyer (UMS)
1:23.14*	(1)	Rhna Brown (Temple)
1:23.24*	(1)	Terry Turner (Texas)
1:23.29	(2)	Jackie Malone (Wisconsin)

600 Meters (1:34.99) (*=Hard time +0.14)

1:26.58	(1)	Delisa Walton (Tennessee)
1:28.07	(2)	+Cathy Rattray (Tenn/Jam)
1:29.04*	(3)	Ovrill Brown (Florida St)
1:29.54*	(4)	Piper Bressant (Florida)
1:29.91	(1)	Annette Campbell (Oklahoma)
1:31.02	(1)	Deanne Gutowski (IAM)
1:31.17	(1)	+Dana Wright (Old Dominici/Tri)
1:31.34*	(5)	Wendy Knudson (ATTC)
1:31.73	(2)	Lisa Garrett (Virginia)
1:31.74*	(1)	Debbie Roberson (DC Int)
1:31.85	(2)	Tammie Etienne (Un)
1:32.07	(3)	+Chamaine Crooks (UIBP/Can)
1:32.32	(4)	Diane Richburg (Gaz.Int)
1:33.14*	()	Suzie Shreckhise (J.Madison)
1:33.34*	(2)	Mary Jones (Florida A&M)
1:33.35	(3)	Tracey Edwards (G.Mason)
1:33.44*	(1)	Vogel Newsome (FLA&M TC)
1:33.54*	(2)	Tammie Hart (Penn State)
1:33.74*	(2)	Joyce Wilson (Michigan)
1:33.74*	(2)	Sonja Braasch (Munckin TC)

800 Meters (2:11.99) (*=Hard time +0.14; #=880y -0.70)

2:02.40#	(1)	Delisa Walton (Tennessee)
2:02.84#	(2)	Robin Campbell (Stanford TC)
2:03.47#	(3)	Lee Arbogast (AW)
2:03.84	(2)	Joetta Clark (Tennessee)
2:04.44*	(1)	Darlene Beckford (Lib AC)
2:05.14*	(1)	Diane Richburg (Gaz.Int)
2:06.35	(5)	+Dorian McClive (Atoms/Swi)
2:06.44#*	(2)	Lee Ann VanLardingham (LSU)
2:06.55*	(1)	+Krebs (Clemson/Den)
2:06.88	(5)	Deann Gutowski (IAM)
2:07.30	(1)	Jackie Sedwick (Michigan St)
2:07.84#*	(1)	Sue Addison (Ath.Wst)

2:08.37	(6)	Lori McCauley (Rutgers)
2:08.57	()	Cris Millen (Ath.Wst)
2:08.64#	(2)	Washington (AW)
2:08.84*	(1)	Wendy Knudson (ATTC)
2:08.84*	(1)	Kathy Tinsdale (Rutgers)
2:08.89	(1)	Veronica McIntosh (Villanova)
2:09.14*	(1)	Cindy Bremer (Wis.United)
2:09.15	(1)	Sue Foster (Michigan)

1000 Yards (2:39.99) (*=Hard time +0.14)

2:25.14*	(1)	Diane Richburg (Gaz.Int)
2:27.71h	(1)	+Krebs (Clemson/Den)
2:29.88	(1)	Deb Pihl (Kansas State)
2:30.25	(1)	Sue Foster (Michigan)
2:30.28	(1)	Holly Straight (Kentucky)
2:30.62	(2)	+Marie Simonson (Drake/Swe)
2:31.40	(1)	Cindy Anzalona (Houston)
2:32.14*	(1)	Doreen Startare (Penn State)
2:32.36	(1)	Jackie Sedwick (Mich.State)
2:32.89	(2)	Jody Eber (Minnesota)
2:33.16	(1)	+Kirst Volches (Nebraska/Nor)
2:33.27	(3)	Holly Straight (Kentucky)
2:34.10	(4)	+Rose Thomsen (Wis/Un)
2:34.90	(5)	Sue Spaltholz (Wisconsin)
2:34.96	(2)	Willis (Macomb CC)
2:35.05	(3)	Schaeffer (E.Mich)
2:35.90	(6)	Maryann Brunner (Wisconsin)
2:36.29	(1)	Cyd Thomas (Missouri)
2:36.65	(4)	+Ruth Pugh (Nebraska/Can)
2:36.68	(1)	Becky Cotta (Purdue)

1000 Meters (2:59.99) (*=Hard time +0.14)

2:40.24*	(1)	Diane Richburg (Gaz.Int)
2:41.83	(1)	Joetta Clark (Tennessee)
2:44.41	(1)	+Jo White (Richmond/GB)
2:49.19	(1)	Sue Schroeder (Michigan)
2:50.04*	(1)	Gina Proccaccio (Florida)
2:50.53	(2)	+Margaret Quimber (FL.St/GB)
2:50.88	(4)	+Kirsti Volches (Neb/Can)
2:51.64*	(1)	Joy Meyen (Air Force)
2:51.74*	(1)	Joanne Kehs (Villanova)
2:51.94*	(1)	Patti Sue Plumer (Stanford)
2:52.14*	(2)	+Monica Joyce (Converse/Ire)
2:52.34*	(3)	Beth Adkins (Florida)
2:52.64*	(3)	Amy Harper (CP/SLO)
2:52.88	(1)	+Aisling Molloy (BU/Ire)
2:53.04*	(1)	Doreen Startare (Penn State)
2:53.54*	(2)	Nancy Fleming (Villanova)
2:53.84	(1)	Karen Goodberlet (Arkansas)
2:54.34*	(2)	Julie Stibe (Kentucky)
2:55.01	(1)	Karen Alexander (BU)
2:55.14*	(1)	Desiree Scott (Rutgers)

1500 Meters (4:34.99) (*=Hard time +0.14)

4:14.84	(1)	Darlene Beckford (Lib AC)
4:15.04	(2)	Cindy Bremer (Wis United)
4:18.82	(2)	Michele Bush (UCIA)
4:18.84*	(1)	Patti Sue Plumer (Stanford)
4:19.53	(1)	Kathy Hayes (Oregon)
4:19.54*	(2)	+Monica Joyce (Converse/Ire)
4:19.74*	(3)	Amy Harper (CP/SLO)
4:20.14*	(1)	Linda Detlefsen (Georgia)
4:20.40	(1)	Cindy Wuss (Atoms)
4:21.04*	(1)	Jenny Stricker (Harvard)
4:21.44	(1)	Jill Haworth (Virginia)
4:21.58	(4)	Jan Merrill (AGAA)
4:21.94*	(2)	+Kate Wiley (Harvard/Can)
4:22.14*	(4)	+Chalmers (N.Arizona)
4:22.44*	(2)	Wendy Knudson (AthInt)
4:22.64*	(1)	+Wendy Van Mierlo (Ill.St/Can)
4:23.04	(2)	+Jo White (Richmond/GB)
4:25.14	(2)	Nancy Rettie (FL.St TC)
4:25.14*	(5)	Oaci Hopp (Stanford)
4:25.14*	(6)	Michelle Hopper (Med TC)

One Mile (4:54.99) (*=Hard time +0.14)

4:25.27	(1)	Mary Decker Tabb (Ath.Wst)
4:30.12	(3)	Darlene Beckford (Lib.AC)
4:31.24	(2)	+Jo White (Richmond/GB)
4:32.42	(4)	Cindy Bremer (Wis.Un)

4:33.35	(1)	+Andrea Everett (Wyoming/Scot)
4:36.48	(1)	Joan Benoit (AW)
4:37.12	(3)	+Monica Joyce (Converse/Ire)
4:37.44*	(1)	Patti Sue Plumer (Stanford)
4:37.45	(6)	Francie Larriau (NBIC)
4:38.35	(2)	Jill Holiday (BU)
4:38.44*	(3)	Amy Harper (Cl Poly/SLO)
4:39.06	(1)	Deb Pihl (Kansas State)
4:39.14*	(4)	+Chalmers (N.Arizona)
4:39.65	(4)	Cindy Wuss (Atoms)
4:40.01	(7)	Jan Merrill (AGAA)
4:40.38	(2)	Jenny Stricker (Harvard)
4:40.54*	(1)	Brenda Webb (Ath.Wst)
4:40.91	(1)	Sue Foster (Michigan)
4:40.97	(8)	Sue Addison (Ath.Wst)
4:42.79	(1)	+Aisling Molloy (BU/Ire)

3000 Meters (9:49.99) (*=Hard time +0.14)

8:53.54	(1)	Patti Sue Plumer (Stanford)
8:53.55	(2)	Joan Benoit (AW)
8:54.94**	(1)	Mary Decker Tabb (Ath.Wst)
9:08.40	(3)	Cindy Bremer (Wis.United)
9:11.14*	(1)	Kathy Hayes (Oregon)
9:11.24*	(1)	+Alison Wiley (Stanford/Can)
9:13.24*	(2)	+Geri Fitch (ATA/Can)
9:14.84*	(1)	Jenny Stricker (Harvard)
9:18.34*	(3)	Margaret Groos (Un)
9:18.78	(4)	Jan Merrill (AGAA)
9:18.79	(5)	Martha White (Virginia)
9:19.94*	(4)	Michele Bush (UCIA)
9:20.69	(2)	Beth Farmer (Florida)
9:21.88	(1)	Cathy Branta (Wisconsin)
9:23.76	(1)	Cindy Wuss (Atoms)
9:24.34*	(2)	Katie Ishmael (Wisconsin)
9:25.04*	(1)	Connie Jo Robinson (N.Car.St)
9:26.04*	(3)	Mary Jean Wright (Va)
9:27.27	(1)	Jill Molen (Utah)
9:27.54*	(1)	+Wendy Van Mierlo (Ill.St/Can)

Two Miles (10:39.99) (*=Hard time +0.14)

9:31.84*	(1)	Mary Decker Tabb (Ath.Wst)
9:33.34*	(1)	Jan Merrill (AGAA) (Mixed race)
9:40.64*	(1)	Brenda Webb (Ath.Wst)
9:53.44*	(2)	Margaret Groos (Ath.Wst)
9:53.64*	(3)	Amy Harper (CP/SLO)
9:55.01	(3)	Maggie Keyes (AW)
9:55.31	(1)	Andrea Fischer (Missouri)
9:59.31	(2)	+Keny Robinson (Clen/Scot)
9:59.82	(4)	Cathy Branta (Wisconsin)
10:02.84*	(4)	+Alison Wiley (Stan/Can)
10:06.29	(1)	Joan Nesbit (North Carolina)

HIGH SCHOOL TRACK (Cont.)

Rosalind Williams (Boston Tech) 1:26.6, 3. Susan Goldstein (Winthrop) 1:26.8; 1000y-- Linda Kennedy (N. Quincy) 2:41.0, Div 2 Gail Saunders (Reading jr) 2:40.6; 50yH-- Div 1 Monica Baker (Metheun) 6.9, Div 2 Claire Rittenburg (Reading jr) 7.23; 50y-- Liz Gumbert (Falmouth) 6.0, Div 2 Beatrice Burns (Jamaica Plain) 6.38; 300y-- Barbara Cullinane (Andover) 37.2, Div 2 Martha White (Shrewsbury) 35.6, 2. Genesis Eddins (West Roxbury) 35.7, 3. Cheryl Vedder (Reading) 36.6, 4. Murtonda Dirant (Boston Latin) 36.7; Mile-- Thayer Plante (R&L/ Cambridge) 4:57.4, 2. Mary Schena (Haverhill) 5:00.9, Div 2 Sue Clancy (Marian) 5:04.9; SP-- Leslie Dondero (Haverhill) 38'1-1/4", Div 2 Martha White (Shrewsbury) 42'2-1/4", 2. Dana Stone (Winthrop) 41'5-1/2"; HJ-- Roxanne Bolton (Falmouth soph) 5'4", Div 2 Kyle Emerly (Swampscott soph) 5'8"; MiR-- Beverly 4:07.8, Div 2 Reading 4:04.8.

10:06.42	(5)	Beth Faumer (Florida)
10:06.92	(6)	Jill Washburn (Michigan St)
10:07.28	(7)	Katie Ishmael (Wisconsin)
10:08.53	(2)	Paula Renzi (Penn State)
10:10.70	(1)	Cindy Wuss (Utah)
10:11.55	(1)	+Bernadette Madigan (Ky/Can)
10:12.13	(2)	+Liz Hjalmarsson (Drake/Swe)
10:13.04	(3)	Jenny Spangler (Iowa)
10:14.08	(1)	+Judith Shepherd (Clemson/Scott)

Three Miles (16:59.99) (*=Hard time +0.14)

15:18.94	(1)	Andrea Fischer (Missouri)
15:26.94*	(1)	+Wendy Van Mierlo (Ill.St/Can)
15:41.84	(1)	+Bernadette Madigan (Ky/GB)
15:43.26	(1)	Marianne Dickerson (Un)
15:44.69	(2)	Cathy Branta (Wisconsin)
15:45.09	(3)	Katie Ishmael (Wisconsin)
15:46.87	(4)	Jenny Spangler (Iowa)
15:46.91	(2)	Beth Faumer (Florida)
15:50.34*	(1)	Margaret Davis (Iowa State)
15:50.65	(5)	Jill Washburn (Mich.State)
15:51.24*	(1)	Becky Cotta (Wisconsin)
16:08.04*	(2)	Janel LeValley (Kansas State)
16:12.18	(6)	Diane Bussa (Mich.State)
16:15.57	(1)	Melanie Weaver (Michigan)
16:17.19	(1)	Marian Teitsch (Cornell)
16:29.44*	(2)	Anita Kelly (Northwestern)
16:29.49	(3)	Barb Ludovise (Kansas St)
16:29.65	(7)	Sue Alm (Minnesota)
16:32.54*	(3)	Melanie Decker (W.Michigan)
16:33.48	(4)	Kellie Cathy (Oklahoma)

5000 Meters (17:29.99) (*=Hard time +0.14)

15:50.34	(1)	Jean Benoit (NW)
16:12.44*	(1)	+Wendy Van Mierlo (Ill.St/Can)
16:21.94*	(1)	Ann Hird (NEIC)
16:23.44*	(1)	Brenda Webb (Ath.West)
16:45.74*	(1)	Sara Schurecher (Ill.St)
16:50.74*	(1)	Susan Girard (Georgetown)
16:56.22	(1)	Webb Marquette
16:57.64*	(1)	Cathy Shiro (New Hampshire HS)
17:03.44*	(2)	Natalie Updegrave (Penn State)
17:03.94*	(1)	Marian Teitsch (Cornell)
17:05.64*	(1)	Alicia Hauber (Syracuse)
17:06.04*	(3)	Jenny Upp (Illinois St)
17:06.64*	(1)	Mary Hynes (Boston U)
17:14.26	(2)	Sue Alm (Minnesota)
17:14.97	(1)	+Sharon Little (Ark/GB)
17:15.04*	(4)	Mary Shuber (Ohio State)
17:15.66	(1)	Jan Verkes (Villanova)
17:18.94*	(1)	Cathy Camese (SE Mass)
17:20.73	(2)	Anne Miller (New Hampshire)
17:21.94*	(2)	Marty Shea (Boston U)

50m Hurdles (7.99)

6.85	(1)	Candy Young (Far.Dick)
6.93	(2)	Stephanie Hightower (LAIC)
7.01	(3)	Kim Turner (UIEP)
7.03	(1)	Kathy Freeman (Southern)
7.04	(2)	Rhonda Scott (Southern)
7.14	(3)	Anthea Johnson (Joks.St)
7.18	(4)	Lillian Cole (AL.St)
7.19	(5)	Amita Epps (Tx.Sth)
7.21	(4)	Ram Page (LAIC)
7.23	(6)	Carren Porter (Tx. Sth)
7.34*	(1)	+Maureen Prendergast (LIU/GB)
7.44*	(2)	Shell Rice (St.John's)
7.45	(4)	Rhonda Blanford (Nebraska)
7.54*	(1)	Teach Blanford (Rutgers)
7.54	(2)	Betty Bradley (Villanova)
7.56	(5)	Carol Lewis (Houston)
7.65h	()	D. Hughes (Southern)
7.69h	()	D. Howard (Miss.Vly)
7.74	(3)	Deann Michaels (Ct)
7.74*	(3)	Carson (NY Tech)

60y/55m Hurdles (8.19) (*=Hard time +0.24)

7.36	(1)	Stephanie Hightower (Un)
7.56h	(1)	Kim Turner (UIEP)
7.56	(2)	Candy Young (Far.Dick)
7.58	(2)	Benita Fitzgerald (Tennessee)
7.64h	(3)	Ram Page (LAIC)
7.75	(1)	Rhonda Blanford (Nebraska)
7.79h	(4)	+Maureen Prendergast (LIU/GB)
7.80	(4)	Carol Lewis (Houston)
7.81	(2)	Sherifa Sanders (Oklahoma)
7.83h	(3)	Kim Whitehead (Morgan St)
7.84*	(1)	Lori Dinello (Florida)
7.84h	(5)	Delores Gibbs (Sterling CP)
7.93	(3)	Stephanie Thomas (Nebraska)
7.94	(1)	Laura Lim (Arizona)
7.94	(2)	Connie McKernan (Kansas)
7.95	(1)	Gina Tempco (E.Mich)
7.96	(2)	Fleming (UNIV)
7.99	(2)	Pat Levallis (Houston)
8.00	(4)	Janet Yarbrough (CP/SLO)
8.01	(4)	Connie McKernan (Kansas)

60m Hurdles (9.10) (*=Hard time +0.24)

8.02	(1)	Stephanie Hightower (LAIC)
8.18	(2)	Benita Fitzgerald (Th)
8.59	(3)	Lori Dinello (FL)
8.68h	(1)	Kim Willis (Ohio State)
8.74	(1)	Perry Sellers (W.Illinois)
8.82	(2)	Amy Kopko (Illinois)
8.83	(2)	Linda Dowdy (E.Kentucky)
8.84*	(1)	Sellers (Wisconsin)
8.85	(3)	+Myrtle Chester (Tenn/Guy)
8.88h	(3)	Judy Thomas (Kentucky)
8.87h	(3)	Tonya Lowe (Kentucky)
8.88	(4)	Beth Happel (Ohio State)
8.90	(3)	Jessica Harris (Ill.State)
8.91	(2)	Joanna Bullard (Michigan)
8.99	(p)	+Annette Tamander (Col/Swe)
9.02t	(4)	Jan Lottes (Illinois)
9.02t	(4)	Lisa Allen (W.Illinois)
9.04	(6)	Ram Hall (Illinois)

High Jump (5'10)

6' 5	(1)	Louise Ritter (PCC)
6' 2	(2)	Joni Huntley (PCC)
6' 1 1/4	(1)	+Disa Gisladottir (Ala/Ice)
6' 1	(2)	Shari Collins (Oregon)
6' 0 1/2	(1)	Cindy Greiner (Ath.West)
6' 0	(2)	Kym Carter (Houston)
6' 0	(1)	Rita Graves (Kansas St)
6' 0	(2)	Sally McCarthy (Oklahoma)
5'11 1/4	(1)	Joanna Bullard (Michigan)
5'11 1/4	(1)	Thea Ackeman (Mt.St.Mary's)
5'10 3/4	(4)	Bonnie Harrington (Ball St.TC)
5'10 1/2	(1)	Yolanda Gibson (Utah)
5'10 1/2	(1)	Ann Bair (Virginia)
5'10 1/4	(1)	Jan Trout (Ark.St)
5'10 1/4	(4)	Mary Harrington (Ball St TC)

Long Jump (19'6)

21' 5 1/4	(1)	Carol Lewis (Houston)
21' 2 1/2	(1)	Angela Tracker (Nebraska)
21' 2 1/2	(2)	+Jennifer Inmiss (SCC/Guy)
20'11 3/4	(3)	Donna Thomas (N.Tx.St)
20'11 1/4	(5)	Kathy McMillan (TSUIC)
20' 8 1/2	(6)	Jodi Anderson (LAIC)
20' 5 1/4	(2)	Halcyon McKnight (Kansas)
20' 5 1/4	(7)	Gwen Loui (Hawaii)
20' 5	(1)	Pamela Penny (Maryland)
20' 5	(1)	Tom Rucker (Maryland)
20' 2 1/2	(1)	Kim Schofield (Florida)
20' 2 1/2	(8)	Evelene Hatcher (Un)
20' 1 1/2	(2)	Veronica Bell (SC Cheetahs)
19'10 1/2	(p)	+Marjan Goodhart (Neb/Hbl)
19'10	(2)	Kathy Rankins (Georgia)
19' 8 3/4	(1)	Deirdra Jackson (Prairie View)
19' 8 1/4	(2)	Blunice Jones (Jackson St)
19' 8 1/4	(2)	Vogel Newsome (Florida A&M TC)
19' 7 3/4	(1)	Lori Risenhover (Adams St)

Shot Put (46'0)

55'10 1/2	(1)	Leslie Deniz (Arizona St)
55' 7 1/4	(1)	Denise Wood (Knoxville TC)
55' 2 3/4	(1)	+Ria Stalman (LAIC/Hol)
54' 6 1/2	(1)	Elaine Schansky (Penn State)
53' 6 1/2	(1)	Regina Cavanaugh (Rice)
53' 1	(1)	Nini Davis (NY PAL)
52'10 3/4	(4)	Loana Griffin (AW)
52' 9	(1)	Sandy Burke (Northeastern)
52' 4 3/4	(1)	Carol Cady (Stanford)
51' 0 1/4	(1)	Annette Bohach (Indiana)
50' 9 3/4	(2)	Patricia Walsh (Tennessee)
50' 7	(2)	Sharon Mitnik (Un)
50' 1 1/2	(1)	Quenna Beasley (Oregon)
49'11 3/4	(1)	Pia Iacovo (Alabama)
49' 9 1/2	(2)	+Cecil Hansen (Un/Nor)
49' 6 1/2	(2)	Cox (Ohio State)
49' 6 1/2	(1)	Karen Nitsch (Wisconsin)
49' 2	(1)	Julie Jones (BU)
49' 1 1/2	(1)	Karen Waddell (PV)
49' 0 1/4	(1)	Karen Wood (Nebraska)

Pentathlon (3300)

4284	(2)	Cindy Greiner (Oregon TC)
4143	(3)	Mary Harrington (Un)
4079	(1)	Kathy Gillespie (Iowa)
4071	(1)	+Annette Tamander (Colorado/Swe)
4066	(2)	+Marjan Goodhart (Nebraska/Hbl)
3980	(1)	+Myrtle Chester (Tenn/Guy)
3943	(3)	Cathy Seybold (Nebraska)
3834	(7)	Renee Nickles (Oklahoma)
3816	(1)	Heidi Mann (Florida)
3798	(1)	Chris Davenport (Iowa)
3781	(2)	Amy Kopko (Illinois)
3735	(2)	Ann Bair (Virginia)
3721	(3)	Jan Lottes (Illinois)
3678	(1)	Beth Sheehan (Virginia)
3586	(1)	Wendy Limbaugh (Utah State)
3570	(13)	Sharon Pfister (W.Virginia)
3549	(1)	Tina Shriner (Washon St)
3545	(2)	Barb Lyon (G.Mason)
3541	(1)	Catherine Williams (Ohio St)
3526	(2)	Missy Castetter (Ohio St)

4x440 (3:55.0) (#=1600m +1.20 *Hard time +0.14)

3:39.36	(1)	Tennessee
3:40.54**	(1)	Morgan State
3:41.59	(1)	Nebraska
3:41.96	(1)	Michigan State
3:42.35	(1)	Ms International
3:42.76	(2)	Florida State
3:43.18#	(2)	Virginia
3:43.63	(3)	Boston International
3:45.00h	(1)	Utah TC
3:45.09	(5)	Villanova
3:45.11h	(2)	Morgan State
3:46.44	(1)	New York PAL
3:46.98	(2)	Houston
3:47.04**	(1)	Rutgers
3:47.44	(1)	ISU

4x880 (9:29.99) (#=3200m +3.0; *Hard time +0.14)

8:49.14*	(1)	Michigan
8:52.44*	(1)	Stanford
8:54.84*	(1)	Villanova
8:57.41	(1)	BU
8:59.59	(2)	Missouri
8:59.74*	(2)	Murkin TC
8:59.84#	(1)	Rutgers
9:00.84*	(2)	Penn State
9:01.16#	(1)	Virginia
9:02.54	(1)	Wisconsin
9:03.43	(1)	Rutgers
9:04.36	(3)	Kansas State
9:06.34**	(1)	Florida
9:08.74**	(2)	Florida State
9:10.39	(1)	Nebraska
9:10.59	(1)	Gazelle International
9:11.34**	(1)	Prairie View
9:11.69	(1)	Minnesota




PUT AN END TO WOMEN'S SUFFERAGE.

There is no such thing as the gentle sex.

When it comes to battering the body, women runners are every bit men's equal. With each step, they send a shock wave roaring through the bones of their foot, up the skeleton to the brain—at over 200 miles per hour.

And you wonder why proper cushioning is so important? Without it, runners are flirting with stress fractures, tendinitis, lower back pain and migraine headaches.

If you're the female of the species, the best place to cool your heels may well be in our new Aurora.



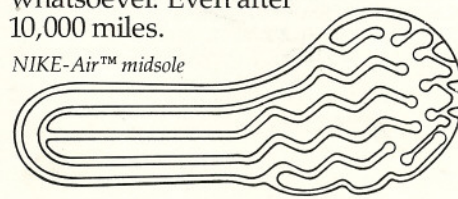
It is the only woman's shoe that features the full-length NIKE-Air™ midsole.

In tests at our Sport Research Lab, we found the simple addition of the NIKE-Air midsole will automatically increase a shoe's cushioning ability a full 12 percent.

And the Aurora will take all the abuse you can dish out. Whereas most EVA midsoles can lose a good fourth of their cushioning after just 500 miles, the NIKE-Air midsole shows no loss

whatsoever. Even after 10,000 miles.

NIKE-Air™ midsole



We should point out, however, that this shoe discriminates on the basis of sex. It is strictly for women. Made on our new woman's curved last. Compared to its male counterpart, the Columbia, the new Aurora is more narrow in the forefoot, more trim at the instep and more snug at the heel.

Of course, that doesn't mean the Aurora is functionally superior to the men's Columbia. We don't think women want those sort of special favors.

We just want to make sure they're on equal footing.



Beaverton, Oregon