

WOMEN'S TRACK & FIELD WORLD

Vol. 18, No. 4

April 1985

\$1.50



**SHELLEY
FEHRMAN**

BULK RATE
U.S. POSTAGE

PAID

SAN BERNARDINO, CA 92403

PERMIT NO. 315



The only publication in the world devoted exclusively to Women's Track & Field

Women's Track & Field World



VINCE REEL
Editor & Publisher

RICH EDE
High School Editor
(714) 624-1484

JANE STARY
Advertising Director
(714) 624-5955

PHOTOGRAPHERS: Jeff Johnson, Bill Leung, Cindy Collins, Tony Duffy (England), Mike Bailey (Canada), Gladys Chai (Far East)


CORRESPONDENTS: SOUTH AFRICA, Gerardo Bonhoff; AUSTRALIA, Bernie Cecins; BELGIUM, Nic Lemmons; CANADA, Lyle Sanderson, Ted Radcliffe; DENMARK, Palle Lassen; CZECHOSLOVAKIA, Alfred Janecky, Milan Skocovsky; FINLAND, Torsten Lindquist; FRANCE, Andre Alberty; EAST GERMANY, Ernst Elert, Wolfgang Gitter; AFRICA, Yves Pinaud; WEST GERMANY, Heinz Cavalier, Max Heilrath, Fritz Steinmetz; ASIA, Rolf Von Der Laage; GREECE, Matthew Artavans; ENGLAND, Andrew Huxtable, Mel Watman; HOLLAND, J. Koumans; HUNGARY, Gabriel Szabo; ICELAND, Oren Eidson; ISRAEL, Abraham Green; ITALY, Luigi Mengoni; JAPAN, Atsushi Hoshino, Wakai Maeda; MALAYSIA, Gurbaksh Singh Kler; PHILIPPINES, Sy Yinchow; PUERTO RICO, Fernando Rodil; NORWAY, Erik Aarset, Einar Otto Oren; ROMANIA, Nicole Marasecu; SOUTH AFRICA, Gert Le Roux; SPAIN, Alfonso Posada Sanchez, Jose Corominas; SWEDEN, Owe Froberg; TURKEY, Turnan Goker; USSR, Anatoli Kashcheyev, Ilya Lokshin, Vladimir Otkalenko; WEST INDIES, Richard Ashenheim; YUGOSLAVIA, Leo Lang; USA, 1536 SID's and LESTER B. HANSON.

WOMEN'S TRACK & FIELD WORLD is mailed third class bulk rate at San Bernardino, California, and is not forwardable. When you move please let us know at least 5 weeks in advance if possible.

'Women's Track & Field World' is published at Lake Arrowhead, California. Mailing address is PO Box 850, Cedar Glen, Ca 92321.

Cover photo of Shelley Fehrman by Tony Duffy

REEL OFF



WHAT'S IN A NAME?

I am one of those individuals who believes your name has a great deal to do with how you function. Check out the Top 10 Lists - very few people named Jane Smith are in the top rankings. Entertainment types also have 'different' names than the pack.

I can illustrate how a name affects a person or thing's drawing power by telling a personal story. During my college days I was what was then called 'a crooner', singing with bands here and there. The Pacific Coast Club in Long Beach, (yes, the same PCC that Brill, Ritter and Huntley now compete for), was an 'in' spot for dining and dancing. They had a band led by a gentleman named Dumm - Bob Dumm and his band. Business was all right, but nothing sensational. They were looking for a singer, I tried out and got the job. That turned the band's success around. Everyone now wanted to go see and hear and dance to the "Reel-Dumm Band". The crowds were overflowing. And that's how a name can affect you!

Our notice that we have put WTFW up for sale has been answered by five individuals or organizations. Three of the five are still interested. We were pleased not only at the response from these parties, but from the receipt of a good number of nice letters with the message the editor, and his sense of humor among other things, will be missed. Sincere thanks.

What are the plans as of this moment? I will put out two more issues of WTFW. Our contract with our sponsor expires with the June issue and I have taken another position. I am now working with the International Sports Exchange, the group which sends US teams to foreign countries for competition. I can't do both jobs - ISE and WTFW - and since there is no more contract, you know which choice I must make. My heart will always be with this magazine, however. 18 years! Who would have thought? When we began in 1968, the subscription price was \$2 per year. And we made a little money. Now the subscription price is \$14 per year and we lose money. There must be something wrong somewhere in spite of Reaganomics.

Well, if you are interested in taking a team to foreign climes in the future, drop me a line at the magazine address and we'll get in touch. It's a good deal!

KALEIDOSCOPE

Most athletes would give their eye teeth to qualify and competet in the TAC National Championships. It's THE meet of the year, the meet on which selections are made for foreign trips, etc. But who are Kim Corley, Norma Fisher, Caryl Smith, Charlene Hinton, Edith Butler, Maureen Bookstrom, Towanda Hammond and Janet Williams - they all took part in individual events - not relays. Never heard of them. How did they qualify? Who certified their performances? None did well. Where did they come from?

'Runner's World' has finally gone completely bonkers. Their new format is confusing to us all, but they've topped it now. Let's say you have a young lass in your family, about age 9 or 10, who is getting interested in track. One of the leading running publications in existence is 'RW'. What story does RW feature in its April issue? It's spread all over the cover in large print. "Can Running Improve Your Sex Life?". Here, daughter, read up on the running world. I don't know what fantastic results were deduced from their 'Reader's Poll', but as a former coach I can tell you I always hoped our opponents had a 'good' night the day before we met.....

Have been cut down to size by daughter Cathryn who took the cover photo on last month's issue - said photo not taken by son-in-law Dennis as listed.....Good friend photographer Tony Duffy, the taker of this month's cover photo once again has won the title as the best sports photographer in the world. Tony donates his pix to WTFW while most of the lesser individuals ask for baksheesh.

Lester B. Hanson says, "I'm not a big fan of those toy meets (indoor meets). This time of year I go to basketball games. Basketball is a winter sport. Track & Field is a summer sport. When is everybody going to get that straight? Basketball is played indoors. Track and field is for outdoors on balmy afternoons". Since Lester B. lives in Eugene, I wonder when those balmy afternoons come around.....Six of the top eight indoor milers in the US this year are foreigners.....Last summer BYU hosted the track team of the Republic of China before the Games. This week, (April 1), the Republic of China is bringing BYU to Taiwan for a meet. Kindness does pay after all.....

Did you know the Eastern European medics have developed a method of temporarily changing slow-twitch muscles to fast-twitch? Isn't a permanent thing, but think of the possibilities. You are a sprinter and have a big race coming up. Go to the doc, presto, chango, your remaining slow-twitchers are transformed to fast-twitchers. There goes another record..... Be careful when you call out "Hey, Mac" at a distance race in the US this year. With McMiken, McKillen, McLeod, McGowan, McGee, McIntosh and McMackin in the top ranks, you might get the wrong person.....I like Pat Cupid, a New York prep sprinter.

Vermont has two relay teams which must lay claim to the shortest combined number of letters of their names of any relay teams in existence. Check this distance medley team: McKee-Ross-King-Polo. That's only 17 letters for four people! And when they run the 4x800 all they do is substitute Daly for Ross and they are back to 17 letters again. Can any team match that?

For years, I have depended on the Los Angeles Times for track news and results. Although there certainly never was enough coverage, they usually gave at least some news of meets. But on St Patrick's Day, no less, even the Times sank to a new low. On the 16th there were some of the nation's top teams in town. USC and UCLA, of course, plus Texas, Purdue, Northern Arizona, Brigham Young, Kansas State and Cal Poly/Pomona. The Times gave 1 3/4 inches of space for a story on the day's festivities - that's for BOTH men and women's competitions. And they compounded it all with this report of the female results: "In the women's meet, Tony Lutjens won the shot, discus and javelin to lead. Texas to a 74-64 win

Continued on page 16

INDOOR REPORT

INDIANA INTERCOLLEGIATES

Bloomington, Indiana, Feb. 8: Purdue upset host Indiana to capture the Indiana Intercollegiate championship with 205 points to 177 for second place Hoosiers. Between them, the two teams won every event except the high jump with Indiana capturing seven events to six for the Wilt bunch, but Purdue had too much depth. Best mark of the day was turned in by Indiana's Julie Marrazzo who tossed the shot 51'3/4.

Mile, Kelly Greenlee (I) 4:55.87; 440, Adriane Diamond (I) 56.30; 60y, 1-Djuana Barnes (P) 7.02, 2-Sybil Perry (P) 7.06, 3-Sharon Green (I) 7.10.

880, Sally Smith (P) 2:15.79; SP, 1-Julie Marrazzo (I) 51'3/4, 2-Stacy Hartman (P) 46'4/4.

60yH, 1-Alicia Bass (P) 7.90, 2-Sybil Perry (P) 7.92, 3-Kelly Graham (I) 7.95.

600y, 1-Tina Parrott (I) 1:23.28, 2-Vicky Davis (I) 1:24.78, 3-Toni Midderhoff (P) 1:24.81.

300y, 1-Adriane Diamond (I) 35.31, 2-Sybil Perry (P) 35.67; 1000y, 1-Denise Weinhoeft (I) 2:39.66, 2-Diane DeGroh (I) 2:41.59.

LJ, 1-Yvonne Netterville (P) 19'1 1/2, 2-Sharon Green (I) 18'11 1/2; 4x440, Indiana (Davis-Young-Diamond-Parrott) 3:44.76.

HJ, Alicia Jones (Ball St) 5'8; TJ, 1-Yvonne Netterville (P) 40'0 3/4, 2-Sharon Green (I) 39'5, 3-Tina Debro (I) 38'8 1/4.

WEST VIRGINIA CLASSIC

Morgantown, West Virginia, Feb. 9: Tammy Henderson (WV) and Eunice Ashford (Toledo) hooked up in two sprint duels with the Home team's champion winning both the 55 and 200 meter sprints in 6.82 and 24.27. Henderson's teammate Sharon Pfister was also a double winner taking golds in the high and long jumps.

HJ/LJ, Sharon Pfister (WVa) 5'7/17'9 3/4; SP, 1-Beatty (SR) 47'5, 2-Davis (SR) 43'10; 1-Humphries (WVa) 2:56.02, 2-Smith (WVa) 2:56.36.

3000, Ayers (WVa) 10:21.2; TJ, Bell (WVa) 36'0 3/4; 4x800, West Virginia 9:11.9; 400, Workman (WVa) 58.88; 500m, Wallace (WVa) 1:17.86.

55mH, Frye (WVa) 8.23; 55m, 1-Tammy Henderson (WVa) 6.82, 2-Eunice Ashford (Tol) 6.93.

800, Jean England (WVa) 2:14.57; 200, 1-Tammy Henderson (WVa) 24.27, 2-Eunice Ashford (Toledo) 24.83.

UNI PANTHER INVITATIONAL

Cedar Falls, Iowa, Feb. 9: Patty Murray's three mile time of 16:27.50 and Kathy Gillespie's 3676 in the pentathlon led the way as the University of Northern Iowa hosted their Panther Invitational. Western Illinois won the team title over 9 other schools.

SP, 1-Shelly Redies (Ia) 44'2 3/4, 2-Susie Tindle (WI) 44'0 1/2; 4x880, 1-Drake 9:14.6, 2-Western Illinois 9:20.8, 3-Mankato State 9:27.5.

4x220, 1-Wisconsin/Milwaukee 1:45.23, 2-Minnesota 1:49.23; 60yH, 1-Faye Barrett (WI) 7.9, 2-Penny Sellers (WI) 8.0.

3M, 1-Patty Murray (WI) 16:27.50, 2-Sandy Elsberry (UNI) 16:55.60; 60y, 1-Rosharon Brooks (WI) 7.13, 2-Gloria Gregory (WM) 7.14.

1000y, 1-Tammy McGrane (Mn) 2:40.3, 2-Kathleen Magnifici (WI) 2:41.6; 2M, Patty Murray (WI) 10:55.58; 880, 1-Lane Suarez (WI) 2:15.5, 2-Ann Hills (WM) 2:15.9.

Pent, 1-Kathy Gillespie (Ia) 3676, 2-Reeni McElyea (WI) 3453, 3-Mindy Bollman (WI) 3386; 440, Kathy Turley (WI) 58.0.

300y, 1-Gloria Gregory (WM) 36.71, 2-Inabelle Thompson (WM) 37.07; TJ, Rhonda Butt (UNI) 36'11 1/4; 600y, 1-Cellie Watson (WI) 1:24.6, 2-Sally Davis (Drake) 1:27.8.

Scores, 1-Western Illinois 178, 2-Wisconsin/Milwaukee 98, 3-Mankato State 57, 4-(tie) Drake and Northern Iowa 54, 6-Iowa 47, 7-Nebraska/Omaha 38, 8-Minnesota 25, 9-Grinnell 4, 10-Winona State 2.

VITALIS MEET

East Rutherford, New Jersey, Feb. 9: The meet sparked with super performances as the athletes began the final month of the 1985 indoor season.

Biggest headlines were reserved for a non-winner, in fact a non-finisher, as Mary Decker, leading the 1500 meters and on the way to a possible world record, suffered muscle cramps with two laps remaining and was forced to drop out. Diana Richburg went on to win in the nation's best 1985 clocking, 4:08.57.

Best mark of the meet went to Ruth Wysocki who upset the Olympic champ Maricica Puica to capture the 3000 in an excellent 8:49.93.

Valerie Brisco trounced Diane Dixon in their continuing 400/440 duel, this time by one-one hundredth of a second with a new American indoor mark of 52.63. . . .

Joetta Clark whipped a good field to take the gold in the 880, also with the nation's best 1985 clocking of 2:02.30. Clark had to hustle to finish in front of Rumanian Cristina Cojocar who registered 2:02.83.

Alice Brown continued her domination of the short dash with a tape-breaking performance in the 55 meters and Stephanie Hightower trounced the same old field to win the hurdles.

Olympic long jump silver medalist Vall Ionescu won the long jump over Carol Lewis by virtue of a better second jump as both athletes hopped 21'8 1/4.

High schooler Margaret Scruto from Ridge-wood, NJ, set a new national prep mark for the 1000 meters, winning in 2:47.44, more than two seconds under the old mark.

4x400, 1-Maryland/Eastern Shore 3:51.33, 2-Boston College 3:51.68, 3-Morgan State 3:55.74.

4x400, 1-Atoms (Grace Jackson 57.0-Saleem 54.5-Gabriel 55.7-Dixon 54.3) 3:41.49, 2-Delaware State 3:44.28, 3-Temple 3:44.55, 4-Villanova 3:45.06, 5-Howard 3:47.41.

55mH, 1-Stephanie Hightower (Bud) 7.56, 2-Sharon Danville (NBTC) 7.62, 3-Candy Young (Puma) 7.63, 4-Sophia Hunter (Del St) 7.84, 5-Glenda Truesdale (Temple) 8.08.

55m, 1-Alice Brown (WCAC) 6.66, 2-Chandra Cheeseborough (AW) 6.72, 3-Merlene Ottey (Jam) 6.76, 4-Stephanie Saleem (Atoms) 6.94, 5-Florence Griffith (WCAC) 6.95.

HS 1000m, 1-Margaret Scruto (NJ HS) 2:47.44, 2-Bonnie Yuen (Mass HS) 2:49.30, 3-Michelle Dimuro (Vt HS) 2:50.63.

400, 1-Valerie Brisco (WCAC) 52.63, 2-Diane Dixon (Atoms) 52.64, 3-Grace Jackson (Atoms) 57.7.

3000, 1-Ruth Wysocki (Brooks) 8:49.93, 2-Maricica Puica (Rum) 8:53.53, 3-PattiSue Plumer (Stanford TC) 9:01.85, 4-Lynn Jennings (Lib AC) 9:03.54, 5-Suzanne Girard (Mov Com) 9:07.06.

800, 1-Joetta Clark (adidas) 2:02.30, 2-Cristina Cojocar (Rum) 2:02.83, 3-Delissa Walton (adidas) 2:05.49, 4-Ravilya Aglet-

dinova (USSR) 2:06.09, 5-Andrea Thomas (NY HS - soph) 2:07.88.

1500, 1-Diane Richburg (Gaz Int) 4:08.57, 2-Brit McRoberts (Can) 4:09.38, 3-Christine Boxer (GBR) 4:10.14, 4-Tina Krebs (Clemson) 4:10.20, 5-Mary Ellen McGowen (VII) 4:20.03.

LJ, 1-Vall Ionescu (Rum) 21'8 1/4, 2-Carol Lewis (Hst) 21'8 1/4, 3-Dorothy Scott (Atoms) 20'5 1/4, 4-Teresa Allen (Howard) 19'11."

CRUSADER INVITATIONAL

Worcester, Mass, Feb. 10: 28 teams gathered for the running of the 9th Annual Holy Cross Crusader Invitational with the home team eeking out a win over Massachusetts/Amherst with a 109-99 score.

Mary McNaughton (Holy Cross) was a double winner in the 1500 and 3000.

1500, 1-Mary McNaughton (HC) 4:38.8, 2-Maureen O'Reilly (Mass/Am) 4:44.1, 3-Susan Willie (HC) 4:44.2.

600m, Barbara Cullinan (Mass/Am) 1:37.4; 3000, 1-Mary McNaughton (HC) 9:58.3, 2-Susan Willie (HC) 9:58.7.

4x800, Mass/Amherst 9:39.4; 55m, 1-Bridgette Booker (Mass/Am) 7.2; 200m, Murtonda Durant (Mass/Bos) 26.5.

Scores, 1-Holy Cross 109, 2-Massachusetts/Amherst 99, 3-Massachusetts/Boston 81, 4-Dynamite TC 64, 5-Southern Connecticut State 59.

RUNNERS NEVER DIE THEY JUST THIN OUT



Instill motivation into your training program with this 14"x22" poster. Send \$3.75 plus 50 cents postage/handling to: HOWARD BERGSEN, 31 FLEETWOOD DRIVE, FARMINGVILLE, NY 11738.

*Special offer - enclose \$2 extra and receive a similar mountain climbing, dieting or golf poster.

Name _____

Address _____

City _____

State _____ Zip _____

TAC EUROPEAN NCAA I CHAMPION

New York, Feb. 22: Thanks to the TAC's ancient habit of including umpteen relays in the Championship meet, Fred Thompson and his bunch captured yet another National title - thanks to victory in two of the three baton events.

But the big news at TAC is not the team winner - in spite of the Atoms feelings. The meet was filled with outstanding performances by individuals and it is up to the spectator to determine which event or events is his favorite.

The USA finally has a shot putter beyond the 60 foot mark in this decade. Bonnie Dasse, now representing Coast Athletics, got off the big one on her final effort at 60'6 to finally break the drought.

Alice Brown missed the WR in the 60y by a mere 0.02, Valerie Brisco got the AR in the seldom-run 220, Diane Dixon did likewise in the also-seldom-run 440y, Coleen Sommer made her return to jumping successful with a win over the bar at 6'4 3/4 and the foreigners dominated the 880 and mile.

60y (3 qualify for semi-finals), Heat 1, 1-Alice Brown (WCAC) 6.73, 2-Mary Bolden (Puma) 6.86, 3-Odessa Smalls (Mich St) 7.03, 4-Barbara Frazier (TSU) 7.09, 5-Katrice Harris (Rice) 7.12, 6-Djuna Barnes (Purdue) 7.16.

Heat 2, 1-Michelle Finn (FI St) 6.97, 2-Vivian McKenzie (Ia) 7.03, 3-Kim Corley (Adelphi) 7.36, 4-Norma Fisher (DC Cap) 7.39, Sandra Howard (Puma) and Chandra Cheeseborough (AW) did not run.

Heat 3, 1-Jennifer Innis (Atoms) 6.84, 2-Davera Taylor (Ia) 6.91, 3-Esmeralda Garcia (FI St) 6.95, 4-Inger Peterson (UNLV) 7.01, 5-Joann Major (Del St) 7.09.

Heat 4, 1-Brenda Cilette (Bud) 6.82, 2-Kris Eiring (Wis) 6.92, 3-Wendy Vereen (Morg St) 6.95, 4-Caryl Smith (Col Fly) 6.99, 5-Angela Williams (TSU) 7.00.

Heat 5, 1-Tammy Henderson (W Va) 6.97, 2-Michelle Glover (Hst) 7.03, 3-Andrea Bush (Col Fly) 7.05, 4-Cecelia Nunez (Rice) 7.06, 5-Charlene Hinton (Rich T&F) 7.27.

60y (2 from each semi qualify for final), Semi 1, 1-Brown 6.5, 2-Bolden 6.8, 3-Taylor 6.8, 4-Bush 6.9, 5-Vereen 7.0.

Semi 2, 1-Cilette 6.82, 2-Eiring 6.89, 3-Henderson 6.90, 4-Garcia 6.92, 5-Smalls 7.08.

Semi 3, 1-Innis 6.86, 2-Glover 6.92, 3-Finn 6.95, 4-McKenzie 6.96, 5-Corley 7.35.

FINAL, 1-Brown 6.56, 2-Cilette 6.80, 3-Innis 6.90, 4-Bolden 6.90, 5-Glover 6.95, 6-Eiring 7.00.

220y (4 fastest times advance to final), Heat 1, 1-Florence Griffith (WCAC) 23.25, 2-Barbara Frazier (TSU) 24.41, 3-Stephanie Saleem (Atoms) 24.72.

Heat 2, 1-Valerie Brisco (WCAC) 23.08, 2-Angela Williams (TSU) 24.39, Wendy Vereen (Morgan State) did not run.

Heat 3, 1-Randy Givens (Bud) 23.84, 2-Grace Jackson (Atoms) 24.13, 3-Odessa Smalls (Mich St) 24.60, Alice Jackson (NY PAL) disqualified.

FINAL, 1-Brisco 22.95, 2-Griffith 23.38, 3-Jackson 24.00, 4-Givens 25.03.

440y (4 fastest time advance to final), Heat 1, 1-Diane Dixon (Atoms) 52.77, 2-Andrea Thomas (Dolfin) 53.91, 3-Sybil Perry (Purdue) 56.22.

Heat 2, 1-Marita Payne (Bud) 55.84, 2-Denise Bullock (Chicago St) 56.26, 3-Edith Butler (Valdez Striders) 57.30.

Heat 3, 1-Gwen Gardner (Hawaii) 56.19, 2-Adriane Diamond (Ind) 56.31, 3-Maureen Bookstrom (Col Fly) 56.85.

Heat 4, 1-Charmaine Crooks (Bud) 54.26, 2-Maxine McMillan (TSU) 54.90, 3-Tanya McIntosh (Rice) 55.30.

Continued on page 16

Athens, Greece, March 2/3: The Europeans don't keep score at their Indoor Championships. Actually, they don't pay much attention to the meet at all, but the competition in Athens was an interesting and a good one.

Biggest upset of the festivities was the win in the 60m dash by Holand's Nellie Cooman. Cooman downed favorite Marlies Gohr 7.10 to 7.13.

Marita Koch took the 200 in 22.82 for another good mark and World Champion Helena Fibingerova (Cze) had a good 68'4 1/2 toss of the bulb. Another surprise came in the long jump where Galina Tschistyakova hopped over 23 feet for the victory.

If the Europeans had kept score (10-8-6-4-2-1), the East Germans would have gone home with the trophy as they won three golds and tallied 82 points. The Romanians dominated the distances and won two golds and 39 points for second best.

60m, 1-Nellie Cooman (Hol) 7.10, 2-Marlies Gohr (DDR) 7.13, 3-Heather Oakes (GBR) 7.22, 4-Silke Gladisch (DDR) 7.22 (7.20h).

200, 1-Marita Koch (DDR) 22.82, 2-Kirsten Emmelmann (DDR) 23.06, 3-Els Vader (Ned) 23.64, 4-Joan Baptiste (GBR) 23.67 (23.48h).

400, 1-Sabine Busch (DDR) 51.35, 2-Dagmar Neubauer (DDR) 51.40, 3-Alena Bulirova (Cze) 52.54, 4-Erica Ross (Ita) 52.59.

800, 1-Ella Kovacs (Rom) 2:00.51, 2-Nadyeshda Olizarenko (SU) 2:00.90, 3-Cristina Cojocar (Rom) 2:01.01, 4-Rosa Colorado (Spa) 2:04.53 (2:04.03h).

1500, 1-Doina Melinte (Rom) 4:02.54, 2-Fita Lovin (Rom) 4:03.46, 3-Brigitte Kraus (GFR) 4:03.64, 4-Nikolina Schtereva (Bul) 4:05.34, 5-Yekaterina Podkopayeva (SU) 4:06.79, 6-Elly van Hulst (Ned) 4:08.30.

3000, 1-Agnese Possamai (Ita) 8:55.25, 2-Olga Bondarenko (SU) 8:58.03, 3-Yvonne Murray (GBR) 9:00.94, 4-Birgit Schmidt (GFR) 9:06.85.

60mH, 1-Cornelia Oschkenat (DDR) 7.90, 2-Ginka Sagortscheva (Bul) 8.02, 3-Anne Piquereau (Fra) 8.03, 4-Laurence Elloy (Fra) 8.09 (7.98h).

HJ, 1-Stefka Kostadinova (Bul) 6'5 1/2, 2-Susanne Helm (DDR) 6'4 1/4, 3-Danuta Bulkowska (Pol) 6'2 3/4, 4-Susanne Lorentzon (Swe) 6'2 3/4, 5-Brigitte Rougeron (Fra) 6'2 3/4.

LJ, 1-Galina Tschistyakova (SU) 23'0 1/2, 2-Eva Murkova (Cze) 22'11 1/4, 3-Heike Dreschler (DDR) 22'10 1/2, 4-Heiga Radtke (DDR) 22'7 1/4, 5-Jasmin Feige (GFR) 21'7 1/4, 6-Valy Ionescu (Rom) 21'3 1/2.

SP, 1-Helena Fibingerova (Cze) 68'4 1/2, 2-Claudia Losch (FRG) 67'6 3/4, 3-Heike Hartwig (DDR) 65'4 3/4, 4-Mihaela Loghin (Rom) 65'3 1/4, 5-Natalia Lesovskaya (SU) 61'10 1/4.

Scores (Unofficial), 1-DDR 82, 2-Romania 39, 3-USSR 31, 4-Cze 27, 5-Bulgaria and FRG 22, 7-Netherlands 19, 8-GBR 18, 9-Italy 14, 10-France 12, 11-Poland 7, 12-Sweden 6, 13-Spain 4, 14-Belgium and Yugoslavia 2, 16-Hungary 1.

SYRACUSE IS UPSET CITY

Syracuse, New York, March 8/9: In one of the few major indoor meets of the year in which the athletes outnumbered the spectators, Florida State upset the dope sheet and captured the running of the annual NCAA Division I championship.

The Lady Seminoles can thank their lucky stars for a plethora of outside influences which enabled them to annex the crown. Illnesses, injuries, spills - all worked in FSU's favor. But one thing which was not an outside influence was the performance of the Florida State athletes.

Top honors must go to Brazilian Esmeralda Garcia, out of school for a spell, but back better than ever as she moved to the triple jump and won with a new 'world best' at 44'4 and added a third in the long jump with a leap of 20'9. Michelle Finn surprised everyone including herself when she won the 55m dash and Canadian Nancy Rettle picked up points for FSU in a strange event for them - the 1000. Rettle also ankled a 2:06.2 leg in the 4x800 to give the winners the points needed for the title.

Texas went into the final event, the 4x400, needing only three points for the championship, but the 4x4 turned out to be nothing short of a varsity scrimmage. Texas' lead runner, April Cook, hit the deck and finished in 60 flat. Delaware State, with one of the best times for this distance in the nation, also fell and finished last. Houston, another top team, dropped the baton and finished in front of only Delaware State. Texas beat them both - for 6th place and two points shy of catching FSU.

Louisiana State was third in the team scoring performing slightly below expectations. Nebraska, the favorite to win, lost Angela Thacker to injury and finished fourth. Grambling, which stayed mostly in its own back yard during the months of January and February, came through with some strong performances to grab fifth. The surprise losers in the point department included Florida and Wisconsin. Surprises on the plus side, in addition to Grambling, were Indiana, Rice and Washington State.

Foreing athletes were prominent. They won 4 of the 8 individual running events, finished 1-2-3 in the 500, took half of the scoring places in the 400 and 1500. More than a third of the scoring on the track was done by foreign students. (A fact I do not object to, we're just calling it to your attention).

Finn's win in the short sprint was the big surprise of the meet. She was the only sprinter who ran faster in the final than in the prelims and she improved her season best by 0.20 and she did it at the right time and in the right race.

Olympian Lillie Leatherwood won her specialty, the 400, with a new collegiate record of 53.12 Grambling's Gail Emmanuel, a Trinidadian, was next in 53.57 and Susan Shurr (Texas), who ran that scintillating 52.77 on Flagstaff's over-sized track a week earlier, was third.

Grambling came up with the gold in the 500 meters as Jamaican Cynthia Green ran to the fifth fastest ever with a winning time of 1:10.46. Canadian Marcia Tate (Nebraska) was close with 1:11.00 and Trinidadian Small (Grambling) was third just 44/100ths later.

Indiana's Tina Parrott waited to a win in the 800 over a non-script field, winning in 2:08.69. The 800 has been the 'low' event indoors all season, and the NCAA championship race was no exception. Only six entries showed up and the defending champion, Villanova's Veronica McIntosh, finished last this time around with a snail-like 2:14.05.

Continued on page 14



RELATIONSHIPS

NCAA II

LADY FALCONS SOAR

Fargo, North Dakota, March 15/16: Led by twin double-winners Patricia Davis and Tomi Rucker, St. Augustine's ran away from the field to capture the NCAA Division II indoor title with 77 points. New York Tech was a distant second with 40 digits.

By a quirk, St. Augustine's is the first-ever Division II indoor champ - this was the first year of such competition - and St. Augustine's will be the last - and only - champion as the meet has been cancelled.

Busiest individual in North Dakota over the weekend of March 15/16 had to be Tomi Rucker. Rucker was 3rd in her heat of the 55m hurdles, was 2nd in her heat of the 400, finished 4th in the hurdles final, 5th in the 400 final, won the long jump, won the triple jump and, although team names are not listed for the second place St. Augustine 4x400 team, it's a safe bet she ankleed a leg in that event, too.

Davis was a double winner in the dash and the hurdles clocking times of 6.91 and 7.76. Just to show she can go faster, she won her sprint heat in 6.89 and her hurdle heat in 7.73.

55m, 1-Patricia Davis (St A) 6.91 (6.89h), 2-Joanne Gardner (NYT) 7.03 (7.02h), 3-Kim Corley (Adelphi) 7.08, 4-Sandra Dennis (NYT) 7.13 (7.09h), 5-Lorna Peters (N Col) 7.18 (7.14h), 6-Vicki Boone (Lincoln) 7.19.

55mH, 1-Patricia Davis (St A) 7.76 (7.73h), 2-Connie Davenport (Lincoln) 8.01, 3-Renea Tolliver (Air Force) 8.03, 4-Tomi Rucker (St A) 8.13, 5-Doris Leggett (NYT) 8.46 (8.20h), 6-Bonita Patterson (St A) nt (8.15h).

400, 1-Veronica Williams (ST A) 55.81, 2-Debra Cooks (NYT) 56.07, 3-Louann Alston (DC) 56.19, 4-Trina Creekmore (Hampton) 56.58, 5-Tomi Rucker (St A) 56.58, 6-Renee Adams (NYT) 60.65.

800, 1-Jenella Torrence (SEMO) 2:11.25, 2-Marcelle Gooding (DC) 2:12.76, 3-Tammi Cheever (SD St) 2:12.95, 4-Janice Mareau (Nb/Omaha) 2:13.25, 5-Lori Kruckenberg (Mankato St) 2:13.64, 6-Laureli Mazik (Air Force) 2:16.12.

1500, 1-Julie Bowers (W Chester) 4:30.14, 2-Audrey Stavrum (SD St) 4:34.21, 3-Pamela Palmer (SEMO) 4:35.20, 4-Kim Fredette (Mankato) 4:36.45, 5-Kristin Asp (SD St) 4:36.72, 6-Charlene Hubbard (SD St) 4:37.06.

3000, 1-Nancy Dietman (ND St) 9:30.34, 2-Darla Curp (C Mo) 9:31.44, 3-Julie Bowers (W Chester) 9:31.75, 4-Audrey Stavrum (SD St) 10:00.30, 5-Kristin Asp (SD St) 10:00.98, 6-Vonda Schultz (Mankato) 10:02.60.

4x400, 1-New York Tech (Dennis-Hendrickson-Adams-Cooke) 3:48.64, 2-St Augustine's 3:49.07, 3-Hampton Institute 3:52.02, 4-Lincoln 3:53.12, 5-Nebraska/Omaha 3:54.75, 6-Air Force 3:56.05.

HJ, 1-Jenise Lockhart (Cal/Pa) 5'7", 2-Lora Schloss (ND St) 5'7", 3-Lisa McDonald (SD) 5'6", 4-(tie) Hyacinth Robinson (Ky St) and Renea Tolliver (AF) 5'5", 6-Katy Treinan (Mankato) 5'1".

LJ, 1-Tomi Rucker (St A) 19'3/4", 2-Vickie Boone (Lincoln) 19'3", 3-Doris Leggett (NYT) 18'10", 4-Gina Gibson (Lib Bap) 18'8", 5-Hyacinth Robinson (Ky St) 18'6", 6-Sandra Cummings (NYT) 18'2".

TJ, 1-Tomi Rucker (St A) 39'8", 2-Regina Hawkins (St A) 39'4", 3-Cindy Roberts (AF) 38'10", 4-Ann Hall (St A) 38'5", 5-Brenda Carter (Lincoln) 38'1", 6-Cynthia Collier (Lincoln) 37'3/2".

SP, 1-Marlene Frahm (NE Mo) 50'0", 2-Karla Brotherton (SD St) 45'9", 3-JoAnne Davis (Slippery Rock) 45'9", 4-Laurie Onstot (C Mo) 44'2", 5-Kris Benzie (ND St) 43'7", 6-Ellorine Morris (St A) 42'10".

Scores, 1-St Augustine's 77, 2-New York

NCAA III

ARMSTEAD WINS TWO

Lewiston, Maine, March 8/9: Cortland's Tracey Armstead won the short sprint and the long jump as the University of Massachusetts at Boston captured the team title at the NCAA Division III championships.

Best mark of the competition was the 5'10 clearance in the high jump by Wisconsin/Steven's Point's Michelle Riedl. Another good mark came from Ann Brissett of the winning team when she triple jumped 37'11 3/4".

55m, 1-Tracey Armstead (Cortland) 7.04, 2-Karen Boxley (Fisk) 7.16, 3-Michell Mazurick (Rochester) 7.39 (7.28h), 4-Kris Holtz (Colby) 7.40, 5-Melissa Hamilton (Carleton) 7.41 (7.36h), 6-Angella Foderlingham (Lehman) 7.44 (7.38h).

55mH, 1-Michelle Williams (Mass/Boston) 8.31, 2-Gall Brown (Frostburg) 8.44, 3-Terrie Hanna (Colby) 8.49 (8.48h), 4-Andrea Spaulding (SUNY/Cortland) 8.59, 5-Juanita Lovell (Fisk) 8.62, 6-Jan Jacobs (Dubuque) 8.68.

400, 1-Mutonda Durant (Mass/B) 57.07, 2-Genesis Eddins (Mass/B) 57.67 (57.29h), 3-Donna Bogus (Mass/B) 58.45 (57.76h), 4-Iris Izquierdo (Hunter) 59.29 (58.28h), 5-Trena Marshall (CCNY) 59.50 (58.17h), Andrea Kinnannon (Bates) disqualified, 57.87h, Silvia Douglas (Christopher Newport) DNF, 57.66h.

800, 1-Eloise Evans (Salve Regina) 2:12.40, 2-Gall Ierardi (Fitchburg) 2:12.86, 3-Marie Benard (Stony Brook) 2:12.95, 4-Sarah Gosse (Bowdoin) 2:16.45, 5-Darelle Boyd (Mass/B) 2:16.72 (2:16.68h), 6-Beth Sutton (Tufts) 2:19.34 (2:15.94h), Genesis Eddins (Mass/B) DNF, 2:17.78h).

1500, 1-Lisa Koelfgen (St Thomas) 4:35.04, 2-Eloise Evans (SR) 4:35.53, 3-Anne Knight (Cortland) 4:38.22, 4-Darelle Boyd (Mass/B) 4:39.57, 5-Alice Willis (Binghamton) 4:39.73, 6-Jane Anderson (Hamline) 4:40.53.

3000, 1-Julia Kirtland (Macalester) 9:47.36, 2-Barbara Gubbins (Stony Brook) 9:56.07, 3-Cindy Hennessy (St T) 10:00.37, 4-Diane Schmitt (Cortland) 10:04.75, 5-Jennifer Hintz (St T) 10:07.07, 6-Anne Knight (Cortland) 10:09.56.

TJ, 1-Ann Brissett (Mass/B) 37'11 3/4", 2-Heidi Irving (Colby) 36'6 3/4", 3-Tammie Mims (Frostburg) 36'5", 4-Terri Hanna (Colby) 35'10 1/2", 5-Andrea Spaulding (Cortland) 35'10", 6-Camille McKayle (Bates) 35'4".

SP, 1-Claudia Stanley (CN) 44'7", 2-Veronika Platzer (Grinnell) 44'6 3/4", 3-Cheryl Hunter (Stony Brook) 43'5", 4-JoAnne Tymeson (Cortland) 42'10 3/4", 5-Pam Summers (Hamline) 41'8 3/4", 6-Karen Lloyd (N Central) 41'4 1/2".

HJ, 1-Michelle Riedl (Wis/Steven's Pt) 5'10", 2-Mary Wenninger (Fitchburg) 5'7", 3-(tie) Monica Scott (Heidelberg) and Paula Ehrle (Ohio Wesleyan) 5'5", 5-Erin Sobaski (St T) 5'5", 6-Renee Schmitt (Rochester) 5'5".

LJ, 1-Tracey Armstead (Cortland) 18'7 3/4", 2-Trish Schoonover (Ohio Wesleyan) 17'5 3/4", 3-Jan Jacobs (Dubuque) 17'5 1/4", 4-Renee Schmitt (Rochester) 17'3", 5-Deldre Donovan (Fitchburg) 16'10", 6-Sandra Vailet (Hunter) 16'9 1/2".

Scores, 1-Mass/Boston 50, 2-Cortland State 41, 3-Colby 22, 4-(tie) St Thomas and Stony Brook 20, 6-(tie) Fitchburg State and Salve Regina 18, 8-Frostburg 14, 9-Ohio Wesleyan 13, 10-(tie) Christopher Newport and Rochester 11, 12-(tie) Fisk, Macalester and Wisconsin/Stevens Point 10.

Tech 40, 3-South Dakota State 31, 4-Lincoln (Mo) 24, 4-North Dakota State 20, 6-Air Force 17, 7-(tie) Southeast Missouri and West Chester 16, 9-District of Columbia 14, 10-Central Missouri 12. 21 teams scored.

NAIA

ADAMS STATE UPSETS PV A&M

Kansas City, Mo, Feb. 22: Perennial cham Prairie View was upset by tiny Adams State College of Alamosa, Colorado in the NAIA National Championship meet. The title chase came down to the final event, the 4x400, and Prairie View won it in 3:51.46 - but Adams State was just a tick behind in 3:52.07 to win the meet 67-64.

Prairie View went home with more gold than the Indians winning the 600 with Lavonda Luckett and the two relays, but Adams State had the trophy. The Indians had only two first place winners. Lori Risenover took the long jump and Julie Jenkins the 880.

Best mark of the meet came from Texas Southern's Maria Usifo who won the hurdles in 7.82.

SP, 1-Beth Stuart (Kearney St) 45'11 1/4", 2-Brenda Wolf (Ft Hays St) 44'8 3/4", 3-Loretta Fidel (Adams St) 44'6".

HJ, 1-Alberta Thomas (Ozarks) 5'8", 2-Rita Winters (Miss Vly) 5'7", Mile, Kate Somers (Wis/EauClaire) 5:00.03.

LJ, 1-Lori Risenover (Adams St) 19'8", 2-Comfort Igeh (Way Bap) 19'7 3/4", 3-Aquanetta Lowry (Miss Vly) 19'3 3/4", 4-Deldre Jackson (PV) 19'2 1/2".

60yH, 1-Maria Usifo (Tx Sth) 7.82, 2-Lavonda Luckett (PV) 8.07, 3-Brenda Jarvis (Adams St) 8.08 (8.03s).

60y, 1-Kethrene Wallace (Tx Sth) 6.88, 2-Gloria Gregory (Wis/Mil) 6.92, 3-Lori Risenover (Adams St) 7.05, 4-Virgie Bullie (Midland Lutheran) 7.08.

4x880, 1-Prairie View (Bennett-Smith-Luckett-Taylor) 9:15.44, 2-Moorhead State 9:18.35, 3-Wisconsin/EauClaire 9:21.59.

2M, Julia Zimmer (Marquette) 10:49.46; 440, 1-Carol Williams (Miss Vly) 55.44 (55.42H), 2-Virgie Bullie (ML) 56.70, 3-Connie Calkin (Adams St) 56.84.

880, Julie Jenkins (Adams St) 2:10.69; 600y, 1-Lavonda Luckett (PV) 1:25.19, 2-Norrie McAfee (PV) 1:25.71.

1000y, 1-Jane Romig (Cedarville) 2:38.19, 2-Chris Goepel (Wis/EC) 2:39.23, 3-Paula Behrendt (Moorhead) 2:39.24.

DM Relay, 1-Midland Lutheran (Shelly Downer-Bullie-Susan Downer-Christensen) 12:04.52, 2-Wisconsin/Milwaukee 12:16.55, 3-Marquette 12:25.38.

4x440, 1-Prairie View 3:51.46, 2-Adams State 3:52.07, 3-Wisconsin/Milwaukee 3:57.95.

Scores, 1-Adams State 67, 2-Prairie View 64, 3-Wisconsin/Milwaukee 40, 4-Wisconsin/EauClaire 30, 5-Midland Lutheran 28, 6-(tie) Marquette and Mississippi Valley 26, 8-Texas Southern 20, 9-Moorhead State 19, 10-(tie) Kearney State and Wayland Baptists 14, 12-(tie) School of the Ozarks and Cedarville 10, 14-Saginaw Valley 9, 15-(tie) Wisconsin/Parkside and Fort Hays 8, 18-Berry 6, 18-Hastings 5, 19-(tie) Lewis & Clark, Jamestown and Central Oklahoma State 4, 22-Wisconsin/La Crosse 3 1/2, 23-(tie) Malone, Doane and Park 2, 26-(tie) Wisconsin/Stout, Concordia, North Florida and Northwood Institute 1, 30-McPherson 1/2.



CONVERSE RELAYS

Blacksburg, Virginia, Feb. 9: Inconsistent Pat Walsh (Tennessee) was 'on' today and had the best mark of the competition with her throw of 50'5½ to win the shot. Unfortunately, the result sheet does not list a key for the competing schools.

4x1500, ASU (Dolby-Gomez-Ruggles-Sawyer) 21:14.2; 55m, Priscilla Coleman (ASU) 7.21; D Med, 1-Vermont (McKee-Ross-King-Polo) 12:02.0, 2-Wake Forest 12:22.5.

SP, 1-Pat Walsh (Tn) 50'5½, 2-Jackie Wallace (Tn) 48'0¼; 3000, Lorrie Butterfield (WF) 10:16.4.

4x800, Vermont (McKee-King-Polo-Daly) 9:38.6; 4x200, South Carolina State (Nelson-Gianville-Williams-Coulthrust) 1:42.4.

4x400, South Carolina State (Seawright-Murray-Lawrence-Taylor) 3:57.8.

DELAWARE COLLEGIATE OPEN

Newark, Delaware, Feb. 9: No double winners but much in the good performances department as the University of Delaware hosted the Delaware Collegiate Open.

5000, 1-Julie Bowers (W Chester) 16:17.10, 2-Kim Mitchell (Del) 17:03.38, 3-Anne Shafer (Penn St) 17:06.08.

300m, 1-Sophia Hunter (Del St) 38.86, 2-Cindy Kirby (Temple) 39.33, 3-Rochelle Stevens (Morgan St) 39.79, 4-Louann Alston (DC) 40.75.

500m, 1-Penny Sparks (T) 1:14.82, 2-Janice Carter (PS) 1:14.97, 3-Angela Tyler (Md/ES) 1:15.64, 4-Karen Woods (T) 1:16.80.

SP, 1-Gayle Gleaves (Del St) 44'3½, 2-Claudia Stanley (Christopher-Newport) 43'10; 800, Donna Ray (Un) 2:15.94.

1000m, Judi Cassell (PS) 2:53.51; HJ, 1-Felicia Hodges (T) 5'10, 2-Sheila Gallimore (Rutgers) 5'8.

1500, 1-Paula Renzl (PS) 4:26.40, 2-Lisa Ross (PS) 4:37.31, 3-Heidi Gerken (PS) 4:38.35, 4-Cindy Stearns (PS) 4:39.70.

400, 1-Michell Collins (Del St) 57.07, 2-Rochelle Stevens (Morgan St) 57.26; 55mH, 1-Glenda Truesdale (T) 7.93, 2-Carla Criste (PS) 8.3, 3-Nadeen Bridgeforth (T) 8.45.

55m, 1-Wendy Vereen (MS) 7.12, 2-Edryl Parkinson (T) 7.24, 3-Terri Dendry (GM TC) 7.32.

TJ, 1-Nena Gage (GM) 39'0, 2-Carla Daniels (T) 37'3.

4x800, 1-Penn State (Gerken-Stever-Spallino-Cassel) 9:09.29, 2-George Mason 9:26.30, 3-District of Columbia 9:38.12.

4x400, 1-Temple (Woods-Parkinson-Bridgeforth-Sparks) 3:46.60, 2-Temple 'B' 3:47.25, 3-Maryland/Eastern Shore 3:55.51.

DARTMOUTH WINS OVER TWO

Cambridge, Mass, Feb. 9: Dartmouth trounced Harvard and Brown 59½-47-27½ in a meet which saw the 1500m grab the spotlight. The Big Green was led by Cuervo's double win in the 55 and 200m dashes.

SP, Bouïris (H) 39'1½; HJ, Joan Clarkin (B) 5'6; 4x220, Harvard 1:45.67; 400, Donna Neale (B) 56.49.

1500, 1-Wendy Smith (B) 4:27.7, 2-Teevens (D) 4:31.03, 3-O'Neil (D) 4:31.83, 4-Kate Wiley (H) 4:32.24.

55m/200m, Cuervo (D) 7.34/25.31; 4x440, 1-Dartmouth 3:57.8, 2-Brown 3:58.3; 4x880, 1-Dartmouth 9:28.66, 2-Harvard 9:42.81.

NAVY INVITATIONAL

Annapolis, Md, Feb. 16: West Virginia and James Madison won 11 of the events at the Navy Women's Invitational and dominated the affair. Tammy Henderson (WV) had the best mark of the day with her 6.94 time in her trial heat of the 60 yard dash.

4x880, William & Mary (Uwah-Fogle-Burke-Roeder) 9:22.1; 4x220, 1-West Virginia (Henderson-Workman-Gumbert-Bell) 1:43.84, 2-Navy 1:52.23.

1500, Louise Mallet (Catholic) 4:48.63; 600y, 1-Ellen Holmes (JM) 1:24.88, 2-Julie Wallace (WV) 1:26.61.

400m, Uchenwa Uwah (W&M) 56.72; 55m, 1-Tammy Henderson (WV) 6.97 (6.94h), 2-Rhonda Mason (JM) 7.28.

55mH, Mechelle Frye (WV) 8.35; LJ, Gina Gibson (Liberty Baptist) 18'10½; 800, 1-Sue Andrew (LB) 2:16.78, 2-Chris Haberstumpf (WV) 2:16.79.

1000m, Janet Walters (Navy) 3:01.38; 1-Patricia Mebane (JM) 25.57, 2-Rhonda Mason (JM) 25.64.

4x440, James Madison (Rowlan-Holmes-Mebane-Mason) 3:55.3; D Med, West Virginia 12:15.2; Pentathlon, Chris Larsen (Mt St Mary) 3465.

INDIANA WINS BY TWO

Bloomington, Indiana, Feb. 16: Indiana hosted the University of Tennessee in an exciting dual meet and finally edged the southerners 62-60. The Hoosiers won the final track event, the 4x440 relay, to take a 59-54 lead in the scoring with only the high jump remaining. Tennessee's Laura Mozingo won the jump at 5'5¼ but couldn't grab the needed second place even at the low height of 5'2½. Robin Gard grabbed that place for the home team and that was that.

Credit must go to Tennessee's LaVonna Martin for a valiant effort. Martin won three events, the 60, the hurdles and the 300 plus a leg on the losing mile relay team.

LJ, 1-Menka Sykes (T) 18'7½, 2-Tina Debro (I) 18'7¼; Mile, 1-Kelly Greenlee (I) 4:58.20, 2-Alison Quelch (T) 5:00.35.

440, Ilrey Oliver (Tn) 54.35, 2-Adriane Diamond (I) 55.41; SP, 1-Julie Marrazzo (I) 51'1½, 2-Pat Walsh (T) 48'11.

60y, 1-LaVonna Martin (T) 7.06, 2-Menka Sykes (T) 7.20; 880, 1-Tina Parrott (I) 2:09.07, 2-Alisa Harvey (T) 2:09.15; TJ, Tina Debro (I) 38'11½.

60yH, 1-LaVonna Martin (T) 7.85, 2-Kelly Graham (I) 7.92, 3-Fredericka Winley (T) 8.00.

600y, 1-Vickie Davis (I) 1:22.75, 2-Kim Young (I) 1:24.74; 300y, 1-LaVonna Martin (T) 34.34, 2-Ilrey Oliver (T) 35.16, 3-Adriane Diamond (I) 35.37, 4-Kristi Allen (I) 36.14.

1000y, 1-Kathy Harris (T) 2:31.86, 2-Kelly Greenlee (I) 2:35.12; 2M, Denise Weinhoeft (I) 11:06.64; 4x440, Indiana (Davis-Young-Diamond-Parrott) 3:43.89, 2-Tennessee 3:44.36; HJ, 1-Laura Mozingo (T) 5'5¼.

LAFAYETTE THE WINNER

Easton, Pennsylvania, Feb. 8: Lafayette downed William & Mary and Manhattan 72-60-34 in a triangular competition in Kirby Fieldhouse. As usual, the Leopards were led by Lukenda who grabbed wins in the hurdles and short dash.

1000y, Roeder (W&M) 2:43.6; 60y/60yH, Lukenda (L) 7.2/8.3; 440, Rice (M) 58.6; 300y, 1-Arries (S&M) 37.4, 2-Francois (L) 37.5.

PRINCETON WINS

New Haven, Ct, Feb. 16: Princeton edged old rivals Yale and Harvard in a very close triangular meet. The Tigers won it with 48 points to 44 for the home team and 42 for Harvard. A good 1500 was the highlight of the meet. Unfortunately, the Ivy League still does not concede that females have first names.

HJ, Buchanan (Y) 5'7; 4x200, Princeton 1:45.11; 55mH, Patterson (H) 8.35; 55m, Moore (H) 7.43.

SP, St. Phard (P) 43'5; 1500, 1-DeMarrais (P) 4:29.61, 2-Wiley (H) 4:29.95, 3-Hennessy (P) 4:32.94, 4-Palladino (P) 4:35.31.

400, Hatton (P) 57.66; 800, Nicolau (Y) 2:11.55; 3000, Hintz (Y) 9:51.71; 4x400, Yale 3:57.01; 4x800, Yale 9:14.46.

JAMES MADISON TOPS FOUR

Annapolis, Maryland, Feb. 9: James Madison outscored Navy 75-57, Mt. St. Mary's 73-49, Georgetown 78-52 and Mary Washington 100-18 to grab top billing as the five teams had at it in Halsey Fieldhouse.

The winner's Rhonda Mason was the only double gold medalist with firsts in the 60 and 220 yard dashes.

4x220, Georgetown (LaRoche-Mezaraups-Foley-Sannito) 1:50.6; 1500, 1-Ann Begley (G) 4:35.5, 2-Carol Uptegrove (MSM) 4:46.4, 3-Mary McCullough (G) 4:48.2.

60yH, Sharnet Rowlan (JM) 8.58; 60y/220, Rhonda Mason (JM) 7.35/25.81; 800, 1-Ellen Holmes (JM) 2:14.3, 2-Kim Sannito (G) 2:14.5.

SP, Denise Klugh (JM) 41'9¼; TJ, Elaine Butler (JM) 35'4; HJ, 1-Claire Summerfield (MSM) 5'8, 2-Aisling Scallan (MSM) 5'7.

4x440, James Madison (Logan-Holmes-Mebane-Mason) 3:58.46; 4x880, Georgetown (McNally-Shelton-Mahoney-Begley) 9:40.68.

BUD LITE/K of C MEET

Richfield, Ohio, Feb. 17: Only three events for women at this indoor meet, but they were good ones. Winners were Brenda Clette (55m), Charmaine Crooks (400) and Diana Richburg (800).

55m, 1-Brenda Clette (Bud) 6.81, 2-Marita Payne (Bud) 6.97, 3-Mary Bolden (Puma) 6.98, 4-Eunice Ashford (Toledo) 7.02.

400, 1-Charmaine Crooks (Bud) 54.19, 2-Brenda Clette (Bud) 54.22, 3-Marita Payne (Bud) 55.22, 4-Kelia Bolton (Puma) 55.51.

800, 1-Diana Richburg (Gaz Int) 2:04.85, 2-Ravilya Agletdinova (USSR) 2:06.02, 3-Irina Podyalovskaya (USSR) 2:08.24, 4-Delisa Walton (adidas) 2:10.33.

ILLINI INVITATIONAL

Champaign, Illinois, Feb. 16: Michigan State edged rival Michigan by two points to win the Illini Invitational, 62-60. Sixteen teams took part.

Sue Foster (Nike) was the meet's only double winner taking the 880 and mile.

60yH, 1-Joanna Childress (MS) 8.05, 2-Toyia Thompson (DeP) 8.08, 3-Schowanda Williams (LSU) 8.09.

60y, Odessa Smalls (MS) 7.10; 300y, 1-Denise Bullocks (Chi St) 34.61, 2-Kim Dunlap (Ill) 35.22, 3-Marcelle Kendall (MS) 36.02, 4-Paulette Bryant (MS) 36.46.

440, 1-Denise Blackman (SIU/C) 54.76, 2-Denise Bullocks (CS) 54.95, 3-Michele Morriss (LSU) 55.49, 4-Kim Dunlap (Ill) 56.68.

600y, 1-Camille Cato (LSU) 1:21.07, 2-Maria Shoup (W Mich) 1:21.89, 3-Ann Lundin (Mn) 1:26.24.

1000y, 1-Cathy Schmidt (Mich) 2:31.67, 2-Melissa Thompson (Mich) 2:32.29, 3-Veegee Eisen (Un) 2:34.73, 4-Elisa Frowini (Ky) 2:38.75, 6-Vanessa Thompson (MS) 2:40.15.

1 Mile, 1-Sue Foster (Nike) 4:41.57, 2-Julie Lantis (Un) 4:58.07; 880, 1-Sue Foster (Nike) 2:11.69, 2-Nicole All (Nb) 2:13.05, 3-Jody Eder (Mn) 2:14.52.

2M, 1-Sue Schroeder (Mich) 10:18.77, 2-Kayla Skelly (W Mich) 10:26.61, 3-Maggie Lillie (W Mich) 10:31.70.

SP, 1-Cindy Crapper (Ky) 51'9³/₄, 2-Connie Price (SIU/C) 46'2; LJ, Clare Look (Marq) 18'2³/₄.

4x440, 1-LSU (Williams-Bobien-Truvillion-Morriss) 3:43.53, 2-Michigan State 3:54.68; 4x880, 1-Illinois (Henry-Ward-McNee-Vogel) 8:55.99, 2-LSU 8:56.92, 3-Minnesota 8:57.66, 4-Western Michigan 9:05.48, 5-Michigan State 9:14.85.

Scores, 1-Michigan State 62, 2-Michigan 60, 3-Western Michigan 53, 4-Illinois 47, 5-Southern Illinois/Carbondale 38, 6-Minnesota 36, 7-LSU 31, 8-DePaul 20, 9-Chicago State and Miami (Ohio) 18, 11-Kentucky 16, 12-Marquette 10, 14-Loyola 4, 15-Millikin and Southern Illinois/E 0.

BIG EAST TO VILLANOVA

Syracuse, NY, Feb. 16: Villanova rolled up the distance points and added a few here and there as well to win the Sixth Annual Big East Championship with 175 points, far ahead of runner-up Connecticut.

5000, 1-Lisa Polzinette (Vil) 17:41.15; LJ, 1-Sharon Daniels (Syr) 19'6³/₄, 2-Carol Gallo-way (Ct) 19'3.

DM, 1-Villanova (McGowan-Van Rensselaer-Brown-Searby) 11:50.1, 2-Connecticut 11:53.3, 3-St John's 11:58.3, 4-Georgetown 12:02.5, 6-Boston College 12:19.0

HJ, Michelle Holley (SJ) 5'8; 1000m, 1-Mary Ellen McGowan (Vil) 2:48.87, 2-Denise Barrett (Ct) 2:54.2, 3-Ann Begley (Gtn) 2:55.24, 4-Melissa Grubb (Vil) 2:56.98.

SP, Connie Sweet (Vil) 44'0¹/₂; 800, 1-Veronica McIntosh (Vil) 2:09.29, 2-Joanne Kehs (Vil) 2:09.47, 3-Kelly Toole (Vil) 2:12.25.

55mH, 1-Shell Rice (SJ) 7.96, 2-Yvette Morris (Seton Hall) 8.06, 3-Debbie Grant (Vil) 8.65.

55m, 1-Youree Spence (SJ) 7.10, 2-Lisa George (Syr) 7.26; 1500, 1-Margarita Sabogal (SJ) 4:29.00, 2-Lauren Searby (Vil) 4:30.5, 3-Jennifer Rahn (Vil) 4:38.65

500m, 1-Debbie Grant (Vil) 1:14.32, 2-Joanne VanRensselaer (Vil) 1:15.43; 400, 1-Veronica McIntosh (Vil) 55.55, 2-Janice Reid (Boston C) 55.67.

300m, 1-Youree Spence (SJ) 39.41, 2-Debbie Grant (Vil) 40.30, 3-Federica Jones (Ct) 40.86, 4-Joanne VanRensselaer (Vil) 40.93 (40.91h), 5-Jennifer Bell (Gtn) 41.08.

TJ, 1-Ann Gaffney (Ct) 39'2¹/₂, 2-Sharon Daniels (Syr) 38'0¹/₂, 3-Maureen Gaffney (Ct) 37'11³/₄.

3000, 1-Mary Ellen McGowan (Vil) 9:33.37, 2-Alicia Häuber (Syr) 9:44.36, 3-Virginia Connors (BC) 10:05.12.

4x800, 1-Villanova (Palmer-Toole-Grubb-Kehs) 9:04.40, 2-Connecticut 9:19.38; 4x400, 1-Boston College (Reid-Luken-Madaus-Freeman) 3:52.4, 2-Villanova 3:53.9, 3-St John's 3:54.4, 4-Syracuse 3:54.9.

Scores, 1-Villanova 175, 2-Connecticut 87³/₄, 3-Syracuse 81³/₄, 4-St John's 72, 5-Boston College 64³/₄, 6-Georgetown 26³/₄, 7-Seton Hall 14, 8-Pittsburgh 3, 9-Providence 2.

PURDUE WINS REDBIRD

Normal, Illinois, Feb. 16: That old FBI agent turned coach, Fred Willt, had his charges working on all cylinders as Illinois State hosted its Seventh Annual Redbird Invitational. The Purduers edged Ohio State for the team title with 145 points, 15 more than Mamie Rallins and her troop.

There were three double winners. The home team's Rosalind Cassidy won the 1000 and 1500, Ohio State's Michelle Thompson took the 300 and 400 and Purdue's Yvonne Netterville was triumphant in the high and triple jumps.

4x200, 1-Ohio State (Diggs-Daniels-Nedrick-Thompson) 1:41.0, 2-Purdue 1:43.3, 3-Illinois State 1:43.3, 4-Wisconsin/Milwaukee 1:43.7, 5-Murray State 1:44.0, 6-Drake 1:44.0.

5000, Anita Kelly (NW) 17:01.7; 55mH, 1-Alicia Bass (Pur) 7.6, 2-Sybil Perry (Pur) 7.8, 3-Jackie Browne (OS) 7.9.

800, Betsy Reier (OS) 2:14.9; 55m, 1-Sybil Perry (Pur) 6.9, 2-Theresa Diggs (OS) 7.0, 3-Gloria Gregory (UWM) 7.0.

500m, 1-Toni Miederhoff (Pur) 1:15.0, 2-Linda McMillion (Ill St) 1:15.4, 400, 1-Michelle Thompson (OS) 55.8, 2-Debbie Ford (Ill St) 56.8.

1500, 1-Rosalind Cassidy (Ill St) 4:32.8, 2-Marti Townsend (C Mich) 4:39.3, 3-Jan Hall (DU) 4:39.4.

1000m, 1-Rosalind Cassidy (Ill St) 2:54.49, 2-Betsy Reier (OS) 2:58.72; 3000, Becky Beachley (NW) 9:39.0.

300m, 1-Michelle Thompson (OS) 39.11, 2-Sybil Perry (Pur) 39.54, 3-Maxine Best (Mn St) 40.01, 4-Debbie Ford (Ill St) 40.25, 5-Deborah Ross (DU) 40.30, 6-Edna Nedrick (OS) 40.4, 7-Alicia Bass (Pur) 40.55.

4x800, Purdue (Phillips-Jambers-Fannin-Smith) 9:13.7; 4x400, 1-Ohio State (Nedrick-Reier-Daniels-Thompson) 3:48.4, 2-Purdue 3:48.5, 3-Illinois State 3:49.9.

Pent, 1-Tonya Watkins (Pur) 3564 (8.7-16'11"-5'2¹/₂"-30'8¹/₂"-2:31.4), 2-Sharon Leidy (S Ill) 3498, 3-Mindy Bollman (W Ill) 3434, 4-Cindy Young (C Mich) 3371.

LJ, 1-Theresa Diggs (OS) 19'5¹/₄, 2-Rita Relfsnyder (C Mich) 19'2¹/₄, 3-Yvonne Netterville (Pur) 19'1.

TJ, Yvonne Netterville (Pur) 40'9¹/₄; SP, 1-Beth Bunge (OS) 49'6, 2-Debbie Vanko (OS) 48'1¹/₂, 3-Valetta Strickland (E Ill) 47'11³/₄.

HJ, 1-Yvonne Netterville (Pur) 5'9, 2-Danielle Past (OS) 5'9.

Scores, 1-Purdue 145, 2-Ohio State 130, 3-Illinois State 107, 4-Northwestern 36, 5-Drake 34¹/₂, 6-Central Michigan 26, 7-Eastern Illinois 25, 8-Wisconsin/Milwaukee 15, 9-Murray State 11¹/₂, 10-Southern Illinois 10, 11-Northern Iowa 9, 12-Western Illinois 6, 13-Indiana State 3.

DELAWARE INVITATIONAL

Newark, Del, Feb. 16: New York Tech's Dorris Leggett won the long jump and hurdles to grab the spotlight at the Delaware Invitational. In a feature race, Desiree Scott (Rutgers) nipped Julie Bowers (West Chester) over the mile distance by two-hundredths of a second.

3000, Kris Lyons (Springfield) 9:59.64; 500m, Laura Novell (Md) 1:15.95; 300m, Sharon Shorter (LIU) 41.51.

800, Kate O'Hern (Penn) 2:13.13; LJ, Doris Leggett (NYT) 18'5¹/₂; 1000m, Jill Delts (Penn) 2:58.65.

HJ, Colette Fleming (Penn) 5'7; Mile, 1-Desiree Scott (Rut) 4:51.02, 2-Julie Bowers (WC) 4:51.04.

1500, Kathy Stec (Shippensburg) 4:47.24; 400, Yvette DeVance (Catonsville CC) 58.41; 55mH, 1-Doris Leggett (NYT) 8.02, 2-Tammy Penny (Md) 8.06, 3-Tosca Blanford (Rut) 8.17.

55m, Winsome Dennis (LIU) 7.28; 4x800, 1-Rutgers (Wronski-Hartmann-Felt-Scott) 9:16.14, 2-Penn 9:19.34; 4x400, Maryland (Hayes-Nathan-Penny-Novell) 3:55.12.

IOWA OPEN MEET

Iowa City, Iowa, Feb. 16: Wisconsin and the home team produced double winners as Iowa University staged an open meet. Sharon Dollins of Wisconsin took the two horizontal jumps and Davera Taylor of Iowa was best in the speed department with wins in the 60 dash and 60 hurdles. Some great distance races were the highlight of the meeting, however.

Mile, 1-Penny O'Brien (Iowa) 4:47.34, 2-Katie Ishmael (Wis) 4:48.34, 3-Kelly McKillen (Wis) 4:48.38, 4-Stephanie Herbst (Wis) 4:49.21.

SP, 1-Gall Smith (Iowa) 48'6³/₄, 2-Shelley Redles (Iowa) 45'0¹/₄; LJ, 1-Sharon Dollins (WI) 19'6, 2-Vickie Boone (Lincoln) 19'4¹/₄, 3-Dorothea Brown (Wis) 19'4¹/₄, 4-Lisa Moates (Ia) 19'3.

60yH, 1-Davera Taylor (Ia) 7.89, 2-Faye Barrett (W Ill) 7.91, 3-Connie Davenport (Lin) 8.00, 4-Kelly Mathews (Iowa St) 8.01.

HJ, 1-Mary Mol (Ia) 5'8¹/₂, 2-Kris Dinkla (Ia) 5'8¹/₂; 60y, 1-Davera Taylor (Ia) 6.85, 2-Vivien McKenzie (Ia) 6.87, 3-Kris Eirng (Wis) 6.96.

880, Cathy Branta (Wis) 2:10.30; TJ, 1-Sharon Dollins (Wis) 39'6¹/₂, 2-Cynthia Collier (Lin) 38'0³/₄.

3M, 1-Nan Doak (Ia) 16:01.32, 2-Bonnie Sons (Iowa St) 16:12.22, 3-Michelle Lumley (Wis) 16:46.74, 4-Maribeth See (Ia) 16:57.45.

300y, 1-Vivien McKenzie (Ia) 35.64, 2-Vickie Boone (Lin) 36.01, 3-Kris Eirng (Wis) 37.18.

4x440, 1-Wisconsin (Brown-Henschen-Mitchel-Golemb) 3:55.16, 2-Western Illinois 3:55.71, 3-Iowa 3:56.58.

4x880, 1-Wisconsin (Harris-Keskinen-Kropp-Lefebvre) 8:53.89, 2-Iowa 9:15.09.

ROCHESTER INVITATIONAL

Rochester, New York, Feb. 16: Renee Schmitt of the host team won two events and her teammates captured the team title.

HJ/LJ, Renee Schmitt (R) 5'6/16'9¹/₄; 1500, Jayne Hahin (R) 4:48.3; 300m, Michelle Jones (RIT) 43.73.

500m, Gall Woolston (R) 1:21.5; 45m, 1-Michelle Mazurik (R) 6.0, 2-Michele Jones (RIT) 6.0; 40mH, 1-Lisa Taylor (Brockport) 6.83, 2-Renee Schmitt (R) 6.85.

Scores, 1-Rochester 137, 2-Ithaca 104, 3-Fredona 57, 4-Geneseo 47, 5-Brockport 31, 6-Houghton 20, 7-RIT 27, 8-Alfred 16, 9-MCC 2, 10-Canisus 0.

NAIA DISTRICT 11

Lincoln, Nebraska, Feb. 16: Kearney State won the team title as Nebraska Wesleyan hosted the running of the NAIA District 11 championships. Midland's Melody Robinson had the best mark of the day with her 8.07 clocking for the 60y hurdles. Teammate Virgie Bullie was a double winner in the 60 and 300.

SP, Beth Stuart (K) 45'8¹/₂; 60yH, 1-Melody Robinson (M) 8.07, 2-Jennie Voth (Hastings) 8.25.

60y/300y, Virgie Bullie (M) 7.10/36.63; 4x 880, Midland 9:26.59.

Scores, 1-Kearney State 136, 2-Doane 73, 3-Midland 59, 4-Peru State 49, 5-Wayne State 40, 6-Hastings 35, 7-Chadron State 28, 8-Connordia 18, 9-Nebraska Wesleyan 7.

BROWN-RHODE ISLAND TIE

Providence, RI, Feb. 16: Brown won the final event of the day, the supposed 4x800 relay, (actually two legs ran only 600 meters), and earned a tie with visiting University of Rhode Island 51-51. Holy Cross with 32 points was the other participating team. Rhode Island's Kathy Black was the only double winner.

HJ, Linda Ferrara (RI) 5'6; 4x200, Brown 1:46.8; 1500, Mary McNaughton (HC) 4:35.5. 2-Rae Stiger (B) 4:38.5.

400, Avis Lewis (RI) 58.65; 55m/200m, Kathy Black (RI) 7.46/26.0; SP, Lynn Lanzel (RI) 44'9.

800, Wendy Smith (B) 2:15.5; 3000, Susan Willis (HC) 9:57.3; 2x600/2x800, 1-Brown 9:01.0, 2-Rhode Island 9:13.1.

HURON OPEN

Ypsilanti, Michigan, Feb. 15: Ingrid Boyce of the home team was the only double winner as Eastern Michigan staged its Huron Open. Ingrid won the long jump (19'7 $\frac{3}{4}$) and the 300m in 40.95.

SP, Jodi Reidel (Kent St) 46'6; 4x800, 1-Bowling Green (Thomas-Panchak-Panchak-Murphy) 9:11, 2-Toledo 9:29.47.

LJ, Ingrid Boyce (EM) 19'7 $\frac{3}{4}$; 55mH, 1-Kim Turner (Un) 7.95 (7.92h), 2-Ann Larkin (Un) 8.09

55m, Eunice Ashford (Tol) 6.99; 1500, 1-Christine Whiteside (W Ontario) 4:38.33, 2-Sara Collas (BG) 4:38.6.

1000m, Angie Mugielski (Macomb CC) 2:58.63; 3000, 1-Jill Purola (W Ont) 9:20.80, 2-Sara Collas (BG) 9:57.84.

500m, 1-Donna Grant (W Ont) 1:15.40, 2-Cynthia Dixon (Un) 1:15.50, 3-Andrea Page (W Ont) 1:15.87.

300m, 1-Ingrid Boyce (EM) 40.95, 2-Jo-Anne Clarke (EM) 41.14, 3-Eunice Ashford (Tol) 41.25.

MEAC CHAMPIONSHIPS

Chapel Hill, NC, No date: Very few people won just one event as Delaware State captured the MEAC Indoor title. The winners provided Tanya Bynes who won the mile, 1000 and two mile plus Sophia Hunter, victorious in the 440 and hurdles. Brenda Bailey (Howard) was the winner in the long and triple jumps and picked up a third gold as a member of the 4x440 team.

60yH, Sophia Hunter (DS) 8.06; SP, Gayle Cleaves (DS) 44'3; 440, 1-Sophia Hunter (DS) 56.12, 2-Dorothy Wilson (How) 56.35.

Mile/1000y/2M, Tanya Bynes (DS) 5:35.3/2:49.7/11:54.0; TJ, Brenda Bailey (How) 38'0; 60y, 1-Wendy Vereen (Morg St) 6.84, 2-Selena Coulthrust (SC St) 6.94.

600y, 1-Angela Tyler (UMES) 1:24.50, 2-Janice Kelly (H) 1:25.51; LJ, 1-Brenda Bailey (H) 20'4, 2-Teresa Allen (H) 19'2 $\frac{1}{2}$.

4x880, UMES (Thomas-Tyler-Randolph-Anderson) 9:34.7; 4x440, 1-Howard (Hitchcock-Bailey-Wilson-Robinson) 3:50.80, 2-UMES 3:53.00, 3-Delaware State 3:54.23.

Scores, 1-Delaware State 154, 2-South Carolina State 102, 3-Howard 96, 4-UMES 62, 5-Morgan State 10, 6-NC A&T 2.

MONTANA STATE INVITE

Bozeman, Montana, Feb. 16: Two double winners as Montana State University staged its Invitational. Marlene Michalak and Kathy Barbo, both of the home team, were the double gold medal winners.

LJ/500m, Marlene Michalak (MS) 16'9 $\frac{1}{2}$ /1:20.4; 1000m, Lynn Creek (MS) 3:00.5; SP, Dawn DeHart (MS) 43'4.

HJ, Allra Johnson (MS) 5'8; 300m/55H, Kathy Barbo (MS) 42.8/8.3; Triathlon, Marcia Mecklenberg (Un) 2:27 (TJ 23'11 $\frac{1}{2}$ -Overhead throw 39'1-200m 29.8).

55m, Melanie Hull (MS) 7.6; 55m (HS) Kris Schmitt (Great Falls) 7.4; TJ (HS) Karen Simons (Columbus) 34'4.

25th MASON-DIXON GAMES

Louisville, Kentucky, Feb. 23: Bud Lite was the winner of the most gold as the Mason-Dixon Athletic Club hosted the Silver Anniversary edition of the famed Mason-Dixon Games.

400, 1-Charmaine Crooks (Bud) 54.54, 2-Marita Payne (Bud) 54.64, 3-Cynthia Green (Grambling) 54.98, 4-Maxine McMillan (TSU) 55.23.

LJ, 1-Sharon Green (Ind) 19'0 $\frac{1}{4}$, 2-Lorna Chatman (Jks St) 18'10 $\frac{1}{2}$; 60mH, 1-LaVonnna Martin (Tn) 8.40, 2-Rhonda Brady (PTC) 8.49, 3-Frederica Winley (Tn) 8.70.

60m, 1-Brenda Cilette (Bud) 7.34, 2-Robin Benjamin (Tn) 7.48, 3-Angela Williams (TSU) 7.53, 4-Barbara Frazier (TSU) 7.58.

Mile, 1-Mary Rapp (AIA) 4:44.58, 2-Alicia Harvey (Tn) 4:44.73, 3-Jo White (Richmond) 4:48.01, 4-Bernadette Madigan (Ky) 4:54.6.

4x200, 1-Tennessee State 1:37.85, 2-Grambling 1:40.00, 3-Jackson State 1:41.89, 4-Terre Haute TC 1:44.54.

4x400, 1-Bud-Lite 3:37.70, 2-Grambling 3:40.05, 3-Tennessee State 3:44.26, 4-Purdue 3:49.42.

ARMY WINS HEP TITLE

Hanover, New Hampshire, Feb. 23/24: Led by Kathy Harrison, the Army staged a mild upset and captured the Heptagonal Championships with 120 points. Only Penn could stay close to the Cadets, finishing second with 101 digits.

Harrison captured the two dashes and the long jump and anchored the winning 4x220 relay team. Another double winner was Dartmouth's Ellen O'Neil who broke the tape in the five and three K runs, both in fine times.

SP, 1-Debbie St. Phard (Princeton) 46'10 $\frac{1}{2}$, 2-Regina Weinphal (Army) 45'10 $\frac{1}{2}$, 3-Kim Ehrlund (A) 43'1.

LJ, 1-Kathy Harrison (A) 19'3 $\frac{1}{2}$, 2-Michelle Collins (A) 18'6 $\frac{1}{2}$; 5000, 1-Ellen O'Neil (D) 16:46.12, 2-Kate Wiley (Harv) 16:49.00, 3-Moira Teevens (D) 17:05.22.

1500, 1-Kate O'Hern (Penn) 4:26.21, 2-Wendy Smith (Brown) 4:27.81, 3-Amy Phelps (Cornell) 4:32.39, 4-Jill Delfs (Penn) 4:33.74, 5-Moira Teevens (D) 4:34.36.

800, 1-Stefani Green (Navy) 2:11.93, 2-Mary List (A) 2:12.71; HJ, 1-Jane Buchan (Yale) 5'9, 2-Colette Fleming (Penn) 5'8.

200, Kathy Harrison (A) 25.16, 2-Betsy Cuervo (D) 25.84; 400, Donna Neale (Brown) 55.76.

55mH, Mariquita Patterson (Harv) 8.15; 55m, Kathy Harrison (A) 7.11; 3000, 1-Ellen O'Neil (D) 9:34.35, 2-Kate Wiley (Harv) 9:38.

89, 3-Amy Phelps (Corn) 9:53.9. 4x880, 1-Army (Tuggle-Fleming-Major-List) 9:02.97, 2-Penn 9:09.71, 3-Brown 9:14.65, 4-Yale 9:15.21, 5-Dartmouth 9:21.01.

4x440, 1-Army (Turner-Smith-Collins and Gibbs) 3:55.36, 2-Dartmouth 3:56.91, 3-Penn 3:57.32, 4-Princeton 3:57.66.

Scores, 1-Army 120, 2-Pennsylvania 101, 3-Dartmouth 57, 4-Harvard 38, 5-Brown 38, 6-Princeton 37, 7-Yale 22, 8-Cornell 21, 9-Navy 10, 11-Columbia 0.

NORTH DAKOTA STATE WINS

Vermillion, South Dakota, Feb. 22/23: North Dakota State outscored the other seven teams in the conference to capture the 5th Annual North Central Conference Indoor title. The Bisons won six events and produced one double winner in Nancy Dietman, winner of the 1500 and 3k. There were two other doublers. Paula Burma (South Dakota State) in the 300 and 400, and Nebraska/Omaha's Becky Kapperman, the winner in the long and triple jumps.

HJ, Lora Schloss (NDS) 5'6; SP, Karla Brotherton (SDS) 45'11 $\frac{1}{2}$; 4x200, NDS (Booth-Thompson-Swan-Cooper) 1:44.25.

1500, 1-Nancy Dietman (NDS) 4:35.63, 2-Charlene Hubbard (SDS) 4:36.97; 400/300, Paula Burma (SDS) 57.47/40.59.

500m, Lisa Swan (NDS) 1:16.32; 1000m, Sherry Crist (N/O) 2:57.61; 3000, Nancy Dietman (NDS) 9:48.06.

Scores, 1-North Dakota State 130, 2-South Dakota State 108, 3-South Dakota and Nebraska/Omaha 71, 5-Mankato State 64, 6-North Dakota 15, 7-St. Cloud 4, 8-Augustana 2.

MASON-DIXON CONFERENCE

Fairfax, Virginia, Feb. 23: Nena Gage led the George Mason University team to the Mason-Dixon Conference title with her double wins in the dash and the triple jump plus picking up a second in the long jump. The Patriots had no competition from the rest of the Conference members as they tallied nearly 100 points more than runner-up Mt. St. Mary's.

55m, 1-Nena Gage (GM) 7.27, 2-Sharon Hence (GM) 7.34; 55mH, 1-Gail Brown (Frostburg) 8.32, 2-Maria Moore (GM) 8.44 (8.17h).

300m, 1-Maria Moore (GM) 41.01, 2-Michelle Dixon (MSM) 41.58, 3-Gina Gibson (Lib Bap) 41.65.

400, Michelle Dixon (MSM) 57.28; 800, Becky Heuer (GM) 2:17.52; 1500, 1-Denise Fleenor (GM) 4:38.23, 2-Carol Parietti (GM) 4:38.91.

3000, Renee Viertel (LB) 10:18.28; 4x800, George Mason (Tossey-Williams-Fleenor-Sullivan) 9:29.15; 4x400, George Mason (Dean-McVey-Reynolds-Moore) 3:56.42.

SP, 1-Claudia Stanley (Christopher Newport) 46'11 $\frac{3}{4}$, 2-Phyllis Addison (GM) 43'11 $\frac{1}{4}$; HJ, Claire Summerfield (MSM) 5'9.

LJ, 1-Gina Gibson (LB) 19'1 $\frac{1}{4}$, 2-Nena Gage (GM) 18'7 $\frac{1}{4}$; TJ, Nena Gage (GM) 37'4 $\frac{1}{4}$.

Scores, 1-George Mason 165, 2-Mt. St. Mary's 75, 3-Liberty Baptist 51, 4-Frostburg State 42 $\frac{1}{2}$, 5-Christopher Newport 36 $\frac{1}{2}$, 6-Catholic University 14, 7-Mary Washington 6, 8-Pittsburgh/Johnstown 5, 9-UMBC and Salisbury State 4.

LAST CHANCE INVITE

University Park, Pa, Feb. 23: Tina Krebs' 800 and Judi Cassell's thousand yarder were the best at Penn State's Last Chance Invitational. The home team's Carla Criste was the only two time winner, capturing the hurdles and the long jump.

2M, Janice Ettle (Un) 10:38.81; 3M, Kare Delaney (St J) 16:58.0; 60y, Veronica Henderson (Cal of Pa) 7.40.

60yH, Carla Criste (PS) 8.18; LJ, 1-Carla Criste (PS) 19'8½, 2-Hanna Humphreys (PS) 19'0.

600, Tammy Hart (Un) 1:25.77; 300y, Janice Carter (PS) 36.49; HJ, Gillimore (Rut) 5'9.

800, 1-Tina Krebs (Clem) 2:06.26, 2-Judi Cassell (PS) 2:10.56, 3-Anne Begley (Gt) 2:11.41.

TJ, 1-Hannah Humphreys (PS) 37'2, 2-Jean Mitinger (PS) 37'1; SP, Elaine Sobansky (UWilliamsport TC) 50'6.

1000y, 1-Judi Cassell (PS) 2:34.1, 2-Heldi Gerken (PS) 2:35.5, 3-Beth Stever (PS) 2:37.3; Pent, Jenny Williams (PS) 3194.



Wisconsin's Dorothea Brown was a double winner at the Wisconsin Open with firsts in the long jump and 300.

MID-AMERICAN CONFERENCE

Ypsilanti, Michigan, Feb. 22: Led by double winner Maria Shoup (hurdles and 500), Western Michigan easily captured the team title at the Mid-American Conference Championships. There were two other double winners. Bowling Green's Laura Murphy captured the 1000 and 1500 and Eastern Michigan's Ingrid Boyce was first home in the 300 and 400.

4x800, 1-Western Michigan (Sharp-Skelly-Standford-Lillie) 9:05.2, 2-Central Michigan 9:12.5, 3-Toledo 9:18.2, 4-Eastern Michigan 9:19.0.

SP, Jodi Reidel (Kent State) 47'0; LJ, Rita Reifsnnyder (CM) 19'3; 5000, 1-Maggie Lillie (WM) 16:58.2, 2-Kayla Skelly (WM) 17:01.9.

1500, 1-Laura Murphy (BG) 4:38.20, 2-Kim Adent (CM) 4:39.96; TJ, 1-Elaine Choidini (EM) 37'10, 2-Pam Mudrack (KS) 37'3¾.

55mH, Maria Shoup (WM) 8.15; 400, Ingrid Boyce (EM) 56.95; 55m, 1-Eunice Ashford (Toledo) 6.96, 2-JoyAnn Clarke (EM) 7.00.

500m, 1-Maria Shoup (WM) 1:13.50, 2-Claudine Edmundson (Miami) 1:16.71, 3-Selina Christian (Ohio U) 1:16.80.

800, 1-Sue Tomaniek (EM) 2:13.20, 2-Chris Sharp (WM) 2:13.40; 1000m, 1-Laura Murphy (BG) 2:55.55, 2-Alison Stanford (WM) 2:57.62.

300m, 1-Ingrid Boyce (EM) 39.52, 2-Joy Ann Clarke (EM) 39.83, 3-Eunice Ashford (T) 40.24, 4-Lana Rice (Tol) 40.46.

3000, 1-Kayla Skelly (WM) 10'01.20, 2-Maggie Lillie (WM) 10'01.63; 4x400, 1-Eastern Michigan (Tomaniek-Clarke-Agin-Boyce) 3:52.29, 2-Toledo 3:54.28, 3-Western Michigan 3:54.28.

Pent, 1-(tie) Michelle Hayden (Tol) 3404 (7.91-32'3¼-17'5½-4'11-2:31.60) and Cindy Young (CM) 3404 (8.36-30'11¾-17'6½-5'3-2:32.60), 3-Barb Gross (CM) 3251.

Scores, 1-Western Michigan 133, 2-Eastern Michigan 81, 3-Bowling Green 71, 4-Central Michigan 67, 5-Toledo 60, 6-Miami 45, 7-Kent State 35, 8-Ohio University 34.

VIRGINIA TECH INVITATIONAL

Blacksburg, Va, Feb. 23: Results of the Pizza Hut/Diet Pepsi Invitational:

1500, Linda King (Vt) 4:30.9; 400, Cindy Ross (Vt) 57.5; 55mH, Jessica Ferguson (JC Smith) 8.40; 55m, Christy Hunter (ASU) 7.05; 800, Niamh Walsh (Richmond) 2:14.0.

RIVARD WINS TWO AT IDAHO

Moscow, Idaho, Feb. 24: Washington State's Camille Rivard captured the 800 and 1000 meter runs to become the meet's only double winner as the University of Idaho staged an All-Corners affair in the famed Kibbie Dome.

Rivard's teammates provided most of the good marks as Mary Moore leaped over 6'0 once again to win the high jump. Sandy Heinrich took the long jump with 20'2 and Lyn Saalfeld won the triple jump at 38'3¼.

LJ, 1-Lyn Saalfeld (Wash St) 20'2, 2-Cornelia Eckl (WS) 19'2¾, 3-Kirsten Jensen (Id) 18'6.

55m, Paula Good (UM) 7.34; HJ, 1-Mary Moore (WS) 6'0, 2-Val Johnson (WS) 5'9; 400, Helen Caffee (WS) 56.9.

800, 1-Camille Rivard (WS) 2:09.16, 2-Linda Spaargaren (WS) 2:10.70; 1000y, 1-Camille Rivard (WS) 2:29.4, 2-Linda Spaargaren (WS) 2:30.3.

1 Mile, Cheryl Livingstone (WS) 4:59.6; SP, 1-Lisa Merrill (Un) 46'4, 2-Stephanie Armittage (WS) 44'9.

TJ, Lyn Saalfeld (WS) 38'3¼; 3000, 1-Kim Rosenquist (Mov Com) 9:40.3, 2-Sherrle Crang (Id) 9:44.0; 4x400, Washington State (Risch-Koester-Barnes-Spaargaren) 3:49.7.

WISCONSIN OPEN

Madison, Wisconsin, Feb. 23: Wisconsin's Open meet turned out to be a low-key affair which featured the return to competition by shot putter Karen Nitsch for the home team. Nitsch won her specialty with a toss of 48'0½. The only double winner was Dorothea Brown who scampared the 300 in 35.70 and won the long jump at 19'9.

SP, 1-Karen Nitsch (Wis) 48'0½, 2-Sheri Davis (Un) 47'5½; 2M, Jane Murphy (DePaul) 10:52.22.

60yH, Toyla Thomas (DePaul) 8.29; 600y, 1-Kristi Kropp (Wis) 1:23.54, 2-Tammy Keskinen (Wis) 1:26.58.

LJ, 1-Dorothea Brown (Wis) 19'9, 2-Sharon Dollins (Wis) 19'0¾; 60y, Joyce Horton (De Paul) 7.22.

1000y, 1-Kathy LeFebvre (Wis) 2:34.0, 2-Holly Hering (Wis) 2:35.8, 3-Ann Walker (Wis) 2:40.2, 4-Mari Thomas (Wis) 2:40.5.

300y, 1-Dorothea Brown (Wis) 35.70, 2-Lisa Colemb (Wis) 36.64, 3-Joyce Horton (De Paul) 37.00.

1 Mile, 1-Carole Harris (Wis) 4:52.48, 2-Stephanie Bassett (Wis) 4:57.85; TJ, Sharon Dollins (Wis) 38'7½.

PIZZA-PEPSI INVITATIONAL

No site listed, Feb. 23: Vermont's Linda King had the best mark at the Pizza Hut-Pepsi Metro Invitational with her 4:30.9 clocking over 1500 meters.

SP, Lisa Jeter (UVA) 42'1¾; 1500, Linda King (Vt) 4:30.9; 400, 1-Cindy Ross (Vt) 57.5, 2-Louann Alston (UDC) 57.5.

55, 1-Christy Hunter (ASU) 7.05, 2-Priscilla Coleman (ASU) 7.09; 800, Niamh Walsh (Richmond) 2:14.0.

No key for affiliations listed.

MASON-DIXON CONFERENCE

Fairfax, Virginia, Feb. 23: George Mason University captured the annual running of the Mason-Dixon Conference, more than doubling the points tallied by runner-up Mt. St. Mary's. Nena Gage of the winning team was the busiest athlete in the arena winning the short sprint and the triple jump plus a second in the long jump and another win as a member of the first place 4x400 team.

55mH, Gail Brown (Frostburg) 8.32; 55m/TJ, Nena Gage (GM) 7.27/37'4¾; 400, Michelle Dixon (MSM) 57.28.

1500, Denise Fleenor (GM) 4:38.23; 4x800, George Mason (Tossey-Williams-Fleenor-Sullivan) 9:29.15.

4x400, George Mason (Dean-McVey-Reynolds-Moore) 3:56.42; HJ, Claire Sommerfield (MSM) 5'9.

SP, Claudia Stanley (CN) 46'11¾; LJ, Gina Gibson (LB) 19'1¼.

Scores, 1-George Mason 155, 2-Mt. St. Mary's 75, 3-Liberty Baptist 51, 4-Frostburg State 42½, 5-Christopher Newport 36½, 6-Catholic 14, 7-Mary Washington 6, 8-Pitt-Johnston 5, 9-(tie) Maryland/Baltimore and Salisbury State 4.

INDIANA TAC

Bloomington, Ind, Feb. 22: Results of the Fifth Annual Indiana TAC Championships:

4x880, 1-Illinois (Henry-Ward-McNee and Vogel) 8:52.29, 2-Purdue 9:08.62, 3-Purdue 'B' 9:25.53.

2M, 1-Jeanle Molohon (Un) 10:24.92, 2-Debbie Kilpatrick (SEMO) 10:48.11; HJ, 1-Hyacynth Robinson (Ky St) 5'8, 2-Tonya Watkins (Pur) 5'8.

440, 1-Vicki Davis (Ind) 55.96, 2-Gretchen Baker (Ind) 56.65; 60y, 1-Keran Boxley (Fisk) 7.13, 2-Kim Barnes (Central St) 7.22.

880, Kelly Greenlee (Ind) 2:11.11; 600y, Lisa Showerly (Ball St TC) 1:28.51; SP, Le Ann Powers (SEMO) 43'4½.

LJ, Tonya Watkins (Pur) 18'3¼; TJ, Tina Debro (Ind) 38'7¾; 300y, 1-Johnita Owens (SEMO) 37.87, 2-Kim Barnes (Cent St) 37.90; 1000y, 1-Pam Palmer (SEMO) 2:40.74, 2-Camille Forrester (W Ky) 2:43.96.

LSU WINS SOUTHEASTERN CONFERENCE

Baton Rouge, Louisiana, Feb. 22/23: The LSU Track and Field brochure says the Lady Tigers' team roster is "four times longer than last year". What the brochure doesn't say is the Lady Tigers are four times as good as last year. The LSU bunch romped off with the team gonfalon in the always tough Southeastern Conference, beating perennial champ Tennessee and up-and-coming University of Florida. The Knudson coached squad finished second and the Tennessee crew third. But it wasn't close.

Louisiana State won twice as many events as any other team (six), but it was their depth in all of the events that led them to their championship.

Star of the meet had to be LSU's Canadian import Christine Slythe who sped to two outstanding times. Slythe won the 1000y in the best time in the nation to date (2:27.13) and added the mile crown with a neat 4:38.67 - a time which made her the third best collegian for the year at that distance.

In addition to her two fine individual performances, Slythe also ankleed legs on two winning relay teams, the 4x880 and the distance medley.

Tennessee's LaVonna Martin was also a two time winner with golds in the hurdles (7.68) and the 300y in 34.16 after a heat in 34.12. Her hurdle time is the Number three among college runners this season.

Florida came up with three winners in their second-place effort. Chief among the Lady Gators was Piper Bressant who wished over 600y in 1:20.40 for the second-best mark in the US this year. Shelly Steely and Beth Farmer were the other winning Floridians.

Nary an event finished without a good mark it was that kind of a meet.

60yH, 1-LaVonna Martin (Tn) 7.68, 2-Rosalind Pendergast (Aub) 7.83, 3-Schowanda Williams (LSU) 7.93 (7.89h), 4-Cheryl Wilson (LSU) 7.97 (7.93h), 5-Frederica Winley (Tn) 8.09 (7.94h).

60y, 1-Gwen Torrance (Ga) 6.81, 2-Sheila Echols (LSU) 6.90 (6.80h), 3-Lillie Leatherwood (Al) 6.92, 4-Sandra Smith (Ga) 6.95 (6.87h), 6-Ilrey Oliver (Tn) 7.02 (6.98h).

Mile, 1-Christine Slythe (LSU) 4:38.67, 2-Alisa Harvey (Tn) 4:39.22, 3-Shelly Steely (Fl) 4:44.57, 4-Jeni Nelson (Al) 4:54.81.

HJ, 1-Disa Gisladdottir (Al) 6'11/2, 2-Yutta Shelton (Al) 5'10 1/2, 3-Jerelene Cummings 5'9.

600y, 1-Piper Bressant (Fl) 1:20.40, 2-Chris Crowther (Fl) 1:21.14, 3-Schowanda Williams (LSU) 1:21.39, 4-Jackie Bobien (LSU) 1:21.41, 5-Tracy Nelson (Tn) 1:24.86 (1:24.22h).

440, 1-Lillie Leatherwood (Al) 54.74, 2-Ilrey Oliver (Tn) 54.97 (54.85h), 3-Michelle Morris (LSU) 55.32 (55.19h), 4-Denise Mitchell (Fl) 55.37, 5-Terri Jullian (Ga) 55.82.

300y, 1-LaVonna Martin (Tn) 34.16 (34.12 h), 2-Angie Phipps (LSU) 34.96, 3-Sheila Echols (LSU) 35.01, 4-Gwen Torrance (Ga) 35.04, 5-Rose Lofton (LSU) 35.44, 6-Cheryl Glenn (Aub) 35.64 (35.63h), 7-Michelle King (LSU) 35.89 (35.46h), 8-Robin Benjamin (Tn) 41.76 (35.24h).

880, 1-Kathy Harris (Tn) 2:11.51, 2-Camille Cato (LSU) 2:11.74, 3-Evelyn Adiru (Al) 2:12.17.

1000y, 1-Christine Slythe (LSU) 2:27.13, 2-Alisa Harvey (Tn) 2:28.47, 3-Gina Procaccio (Fl) 2:31.80, 4-Beth Adkins (Fl) 2:33.73;

3M, 1-Beth Farmer (Fl) 16:09.69, 2-Susan Rice (Ga) 16:48.54, 3-Cecilia Muldoon (Fl) 16:54.11, 4-Claire Townsend (Al) 16:55.87.

LJ, 1-Sheila Echols (LSU) 20'4 1/2, 2-Sharon Clarke (LSU) 19'8 3/4, 3-Clara Hairston (Aub) 19'7, 4-Claire Connor (LSU) 19'5 1/2, 5-Menka Sykes (Tn) 19'4 1/2, 5-Julie Lewis (LSU) 19'1 3/4.

SP, 1-Cindy Crapper (Ky) 52'1, 2-Teresa Willford (LSU) 51'3, 3-Patricia Walsh (Tn) 50'3 3/4, 4-Liz Polyak (Ky) 49'10, 5-Jackie Wallace (Tn) 49'1 3/4, 6-Suzie Ray (Fl) 48'3 1/2.

2M, 1-Shelly Steely (Fl) 9:57.10, 2-Muffy McLeod (LSU) 10:20.44, 3-Joan Hammeren



LSU's Christine Slythe won two events at the SEC championships, both in excellent times. Slythe, a Canadian, took the 1000y with the best time in the nation to date at 2:27.13 and also won the mile at 4:38.67. Just to keep in shape, she also ran legs on two winning relay teams. (Jeff Johnson photo).

(Fl) 10:23.87, 4-Jeni Nelson (Al) 10:24.85, 5-Gina Procaccio (Fl) 10:25.45, 6-Alison Quelch (Tn) 10:26.88...8-Bernadette Madigan (Ky) 10:45.03.

4x880, 1-LSU (Zimmerman-Nixon-Cato-Slythe) 8:51.66, 2-Florida 8:55.18, 3-Tennessee 9:03.30, 4-Georgia 9:19.90, 5-Alabama 9:21.19, 6-Kentucky 9:23.28.

DM, 1-LSU (Nixon-Wofford-Slythe-and McLeod) 11:37.24, 2-Tennessee 11:38.63, 3-Florida 11:51.51, 4-Alabama 12:08.89, 5-Kentucky 12:09.00.

TJ, 1-Sharon Clarke (LSU) 40'8 1/2, 2-Julie Lewis (LSU) 40'7 3/4, 3-Clara Hairston (Aub) 39'8 3/4, 4-Disa Gisladdottir (Al) 38'10 1/2, 5-Heidi Mann (Fl) 38'8 3/4, 6-Donna Ellerson (Ga) 38'4.

4x440, 1-Tennessee (Nelson-Martin-Carbin-Oliver) 3:44.45, 2-Florida 3:44.46, 3-LSU 3:45.00, 4-Alabama 3:47.52, 5-Georgia

Scores, 1-LSU 172, 2-Florida 114, 3-Tennessee 94 1/2, 4-Alabama 65 1/2, 5-Georgia 35, 6-Auburn 24, 7-Kentucky 20.

NEW ENGLAND CHAMPIONSHIP

Chestnut Hill, Mass, Feb. 23/24: Connecticut captured the New England Championships with ridiculous ease scoring 98 points to runner-up Boston University's 67. Twenty one teams took part.

Boston University's Lisa Welch was the most impressive performer with wins in the 1500 (4:27.55) and 3000 (9:42.15). Another two-time winner was the champions' Carol Galloway who took home golds in the long jump and short dash.

Pent, 1-Mary Kennan (Ct) 3578, 2-Sue Goode (BC) 3477, 3-Beth Heslam (Maine) 3460.

5000, 1-Charyl Haversat (BU) 16:53.34, 2-Susan Willis (HC) 16:55.94; SP, Michelle Milane (NE) 45'4 1/2.

LJ, 1-Carol Galloway (Ct) 19'10, 2-Robyn Proctor (Vt) 19'1 1/2, 3-Frederica Jones (Ct) 19'0.

TJ, 1-Ann Gaffney (Ct) 39'9 3/4, 2-Robyn Proctor (Vt) 37'6 3/4, 3-Maureen Gaffney (Ct) 37'3 1/2.

HJ, 1-Lisa Heath (BU) 5'9, 2-Mary Kennan (Ct) 5'9, 3-Julie White (BU) 5'7.

1500, 1-Lisa Welch (BU) 4:27.55, 2-Donna Adamoli (BU) 4:36.17, 3-Sally Perkins (NH) 4:37.23.

4x200, 1-Mass (Durant-Larts-Bogues-Edins) 1:42.05, 2-Connecticut 1:44.70; 55mH, Kelly Toole (NE) 8.14; 400, Genesis Eddins (Mass) 56.43.

600y, 1-Janice Reid (BC) 1:22.46, 2-Gail lerardi (Fitchburg) 1:25.46; 55m, Carol Galloway (Ct) 7.18.

800, Eloise Evans (Salve-Regina) 2:13.09; 1000y, 1-Margaret England (Maine) 2:37.82, 2-Denise Barrett (Ct) 2:39.13.

200, Murtonda Durant (Mass) 25.45; 3000, 1-Lisa Welch (BU) 9:42.15, 2-Susan Willis (HC) 9:49.69.

4x400, 1-Mass/Amherst 3:52.79, 2-Mass/Boston 3:54.71; 4x800, 1-Connecticut 9:12.68, 2-New Hampshire 9:16.68.

Scores, 1-Connecticut 98, 2-Boston University 67, 3-Mass/Boston 58, 4-Boston College 56, 5-Northeastern 47, 6-Vermont 40 1/2, 7-Mass/Amherst 39, 8-Rhode Island 35, 9-Maine/Orono 33, 10-Holy Cross 22, 11-New Hampshire 16, 12-Springfield 13, 13-Eastern Ct 12, 14-Fitchburg 11 1/2, 15-Salve-Regina 10, 16-Bates 9, 17-Colby 6, 18-Bowdoin 5, 19-Wesley-an and Lowell 4, 21-Tufts 3.

ECAC CHAMPIONSHIPS

Medford, Mass, March 2/3: Nineteen teams met at Tufts University for the running of the ECAC Division III Indoor Meet with the University of Massachusetts/Boston and the home team staging a tough battle for the title. The Boston crew won it after two days of competition 107-103 1/2 with Colby not far behind with 86 digits.

Pent, Caryl Senn (Stony Brook) 3126; LJ, Andrea Kincannon (Bates) 18'5 1/4; 4x800, Mass/Boston 9:25.77.

TJ, Ann Brissett (M/B) 36'3; 1500, Louisa Mallet (Catholic) 4:44.83; 4x200, Colby (Hoitt-Hanna-Morrow-Blanchard) 1:44.18.

50yH, Michelle Williams (M/B) 7.05; 50y, Murtonda Durant (M/B) 6.31; 600m, Gail Lerardi (Fitchburg) 1:35.55; 4x400, Mass/B (Boques-Larts-Rainey-Durant) 3:58.59.

Scores, 1-Mass/Boston 107, 2-Tufts 103 1/2, 3-Colby 86, 4-Fitchburg 70, 5-Frostburg 40 1/4, 6-Stony Brook 35 1/2, 7-Bates 27, 8-Ithaca 22, 9-Smith 20, 10-Bowdoin 16, 11-Catholic 14, 12-SE Mass 6, 13-E Ct 4, 14-Hamilton 2, 15-Brandeis 1, 16-Williams, Mary Washington, Hartwick and Amherst did not score.

TITLE TO MIDLAND

Lincoln, Nebraska, March 2: Midland College won its fifth consecutive Nebraska Intercollegiate Athletic Conference championship as Virgi Bullie captured three events for the Plainswomen. Melody Robinson, yet another Midland ace, was a double winner in the hurdles and long jump.

SP, Connie Hugen (Doane) 45'0³/₄; 600, Liz Henning (D) 1:28.99; 1000, Regan tenBensal (D) 2:41.6.

60yH/LJ, Melody Robinson (M) 8.20/17'5¹/₂; 60/300/440, Virgie Bullie (M) 7.07/37.07/58.38.

Scores, 1-Midland 84¹/₂, 2-Doane 57¹/₂, 3-Hastings 37, 4-Concordia 21, 5-Nebraska Wesleyan 4.

FLORIDA INDOOR CLASSIC

Gainesville, Florida, March 2: All sorts of records went by the boards as Coach Lyle and his cronies staged their Florida Indoor Classic.

Athletics West's Joetta Clark set a new American record for 500 meters with a swift 1:09.75 clocking, Esmeralda Garcia (Florida State) upped the collegiate triple jump mark to 43'3¹/₂ and Louisiana State's 4x800 team improved the collegiate mark for that event to 8:36.97.

In addition, Grambling's 4x400 team sped 3:38.79, Shelly Steely lapped the track in 4:16.51 to win the 1500, Lillie Leatherwood (Alabama) had a 53.67 clocking over 400m and FSU's Michelle Finn, who hasn't been exactly outstanding to date, upset the field to win the 55m dash.

55m, 1-Michelle Finn (FSU) 6.82, 2-Esmeralda Garcia (FSU) 6.84, 3-Rose Gilmore (E Ky) 6.84, 4-Sandra Smith (Ga) 6.89.

400, 1-Lillie Leatherwood (Al) 53.67, 2-Gail Emmanuel (Gr) 54.17, 3-Terri Julian (Ga) 54.65, 4-Denise Mitchell (Fl) 54.79, 5-Janet Davis (FSU) 55.3, 6-Fawn Young (Aub) 55.6.

500m, 1-Joetta Clark (AW) 1:09.75, 2-Cynthia Green (Gr) 1:10.90, 3-Yolanda Small (Gr) 1:11.90, 4-Gail Bryant (Va) 1:12.63, 5-Stephanie Hines (Ga) 1:12.0.

800, 1-Susan Nash (Fl) 2:09.50, 2-Doreen Best (Gr) 2:09.61, 3-Sandy Schuler (Va) 2:09.90, 4-Phyllis Buber (Va) 2:10.56.

1500, 1-Shelly Steely (Fl) 4:16.51, 2-Nancy Rettie (FSU) 4:17.73, 3-Jeannie Messinese (FSU) 4:31.88.

3000, 1-Carla Borovicka (Kang) 9:26.9, 2-Ellen Reynolds (Duke) 9:29.9, 3-Beth Farmer (Fl) 9:43.1.

55mH, Rosalind Pendergraft (Aub) 8.06; LJ Esmeralda Garcia (FSU) 19'9¹/₂; HJ, Wendy Markham (FSU) 5'8; SP, Jill Palmer (Ga) 47'10.

4x400, 1-Grambling (Knight-Small-Green-Emmanuel) 3:38.79, 2-Florida State 3:42.50.

4x800, 1-Louisiana State (McLeod-Zimmerman-Cato-Slythe) 8:36.97, 2-Florida State 3:38.34, 3-Florida 8:43.31.

TJ, 1-Esmeralda Garcia (FSU) 43'3¹/₂, 2-Edith Childress (E Ky) 38'1, 3-Brenda Smith (Aub) 37'2³/₄.

DT (Outdoor), 1-Janet Matthews (Fl) 170'5, 2-Lisa Martin (Fl) 151'7; JT (Outdoor), Lori Mercer (Fl) 166'5.

BISON OPEN

Fargo, North Dakota, Feb. 9: Nancy Dietman's 9:35.13 for 3000 meters was the top performance at the Bison Open. Janice Thompson of the home team was a double winner taking top honors in the 55 and 300 meter sprints.

SP, 1-Kris Benzie (ND) 46'1, 2-Karla Brotherton (SD) 46'0, 3-Linda McDuffy (Un) 44'7¹/₂; 500m, Lisa Swan (ND) 1:18.66.

1500, 1-Charlene Hubbard (SD) 4:37.56, 2-Bev Weiman (ND) 4:38.71, 3-Audrey Staurnum (SD) 4:39.75, 4-Kirsten Asp (SD) 4:40.82.

400, Paula Burma (SD) 58.35; 55m/300m, Janice Thompson (ND) 7.27/42.83; 800, Tami Wermerscheever (SD) 2:16.75; 1000m, 1-Paula Behrendt (Moorhead St) 2:57.44, 2-Kathy Kelly (ND) 2:58.33.

3000, 1-Nancy Dietman (ND) 9:35.13, 2-Audrey Starvum (SD) 10:03.09.

GATEWAY TITLE TO ISU

Normal, Illinois, March 1/2: Led by double winners Rosalind Cassidy (800/1500) and Debbie Ford (300/400), Illinois State had no trouble winning the Gateway Athletic Conference championship with 163 points. Western Illinois with 136 was the closest team.

1500, 1-Rosalind Cassidy (IS) 4:29.66, 2-Patty Murray (WI) 4:32.35, 3-Leitha Davis (Dr) 4:35.35, 4-Tracy Parks (Dr) 4:39.98.

5000, 1-Susan Crager (IS) 17:09.38, 2-Kim Briggs (IS) 17:11.31; 4x800, 1-Western Illinois 9:03.49, 2-Drake 9:17.3.

4x200, 1-Illinois State 1:41.74, 2-Western Illinois 1:43.38, 3-Drake 1:43.81, 4-Eastern Illinois 1:44.86.

LJ, 1-Angle Taylor (IS) 18'10¹/₂, 2-Allisia Cox (Wich St) 18'9³/₄; 55mH, 1-Faye Barrett (WI) 8.01 (7.86s), 2-Angle Taylor (IS) 8.28.

400, 1-Debbie Ford (IS) 56.63, 2-Denise Blackman (S Ill) 56.91; 500m, 1-Cellie Watson (WI) 1:13.80, 2-Deborah Ross (Dr) 1:13.82.

55m, 1-Karen Brown (WS) 7.06, 2-Roshaven Brooks (WI) 7.16; 800, 1-Rosalind Cassidy (IS) 2:10.07, 2-Lane Suarez (WI) 2:10.16.

1000m, 1-Kathleen Magnafici (WI) 2:57.99, 2-Kathy Kehe (IS) 2:58.22; 3000, 1-Tracy Parks (Dr) 9:45.88, 2-Patty Murray (WI) 9:47.03.

300m, 1-Debbie Ford (IS) 39.49, 2-Karen Brown (Wich) 39.55, 3-Denise Blackman (SI) 39.98, 4-Nina Thompson (WS) 40.22.

TJ, 1-Tanya Johnson (WS) 38'8¹/₄, 2-Allisia Cox (WS) 37'6³/₄; SP, 1-Connie Price (SI) 48'9¹/₂, 2-Rhonda McCausland (SI) 46'11¹/₂, 3-Valetta Strickland (EI) 46'7.

Pent, 1-Sharon Ledy (SI) 3586 (9.21-18'1-5'3¹/₄-28'0³/₄-2:26.04), 2-Bonnie Byers (WI) 3564, 3-Mindy Bollman (WI) 3450, 4-Sue Anderson (SI) 3415.

4x400, 1-Illinois State (Ford-Norman-McMillion-Bowden) 3:49.92, 2-Drake 3:51.27, 3-Wichita State 3:52.82, 4-Western Illinois 3:54.9.

HJ, 1-Erlisha Gwin (IS) 5'9¹/₂, 2-Sue Perkins (WI) 5'8¹/₂.

Scores, 1-Illinois State 163, 2-Western Illinois 136, 3-Wichita State 84, 4-Southern Illinois 63, 5-Drake 62, 6-Indiana State 26, 7-Eastern Illinois 18, 8-Southwest Missouri State and Northern Iowa 3, 10-Bradley 0.

OHIO VALLEY INVITATIONAL

Murfreesboro, Tenn, Feb. 22/23: Rose Gilmore's (Eastern Kentucky) 6.87 in her heat of the 60y dash was the best performance at the Ohio Valley Conference Invitational. Gilmore won the final in 6.92 and also captured the 300 in 35.26. Teammate Pam Raglin was also a double winner with firsts in the 880 and mile.


LJ, Val Lemoignan (Mur St) 18'4; TJ, Sherri Bingham (M Tn) 36'6; SP, 1-Angle Barker (E Ky) 49'5, 2-Tracy Haynes (Akron) 35'8¹/₄.

60y, Rose Gilmore (E Ky) 6.95 (6.87h); 440, Charmaine Byer (E Ky) 56.70; 1000y, Debbie Morrison (M Tn) 2:45.24.

4x880, Eastern Kentucky 9:38.58; HJ, Jamie Ahrens (Mur) 5'8; Mile, Pam Raglin (E Ky) 5:08.08.

60yH, 1-Jackie Humphrey (E Ky) 7.99, 2-Linda Dowdy (E Ky) 8.11, 3-Val Lemoignan (Mur) 8.30.

300y, 1-Rose Gilmore (E Ky) 35.26, 2-Maxine Best (Mur) 35.65.



Susan Shurr, the little Texas runner with the big heart, zipped to a 52.77 clocking for 400 meters on Flagstaff's oversized track. (Jeff Johnson photo).

PEABODY INVITATIONAL

Flagstaff, Arizona, March 2: LSU's Shella Echols captured two events and other competitors turned in a host of fine marks as Northern Arizona staged the First Annual Peabody Coacl Invitational in their Skydome.

Echols won the 55m dash in a swift 6.81 and hopped 20'11, her best-ever, to win the long jump.

Susan Shurr (Texas) had perhaps the most amazing performance of the evening when she broke the tape in the 400 in 52.77, best collegiate mark of the year. Camille Harding (Arizona) and Shelly Fehrman (Texas) were both over 6'1 in the high jump and LSU's 4x440 relay squad toured the distance in 3:34.41.

55m, 1-Shella Echols (LSU) 6.81, 2-Susan Shurr (Tx) 6.89, 3-Michelle Walsh (Az) 6.92, 4-Katrice Harris (Rice) 6.94, 5-Michelle King (LSU) 6.95.

LJ, 1-Shella Echols (LSU) 20'11, 2-Robyne Johnson (Tx) 20'3³/₄, 3-Terl Turner (Tx) 19'4¹/₄, 4-Sharon Clarke (LSU) 19'4¹/₄.

55mH, 1-Debbie Green (UTEP) 7.91, 2-Yvette Cash (Hst) 8.10; HJ, 1-(tie) Camille Harding (Az) and Shelly Fehrman (Tx) 6'1, 3-Jolanda Jones (Hst) 5'10¹/₂, 4-Paula Feuerbach (N Az) 5'8.

400, 1-Susan Shurr (Tx) 52.77, 2-Michelle Walsh (Az) 53.44, 3-Ella Smith (TCU) 55.24, 4-Terl Turner (Tx) 55.48, 5-Nedra Rogers (Az) 56.46.

SP, 1-Teresa Williford (LSU) 49'2, 2-Ester Hillman (Az) 47'3¹/₄; 800, Angela Chalmers (N Az) 2:14.38.

500m, 1-Schowanda Williams (LSU) 1:11.96, 2-April Cook (Tx) 1:13.12, 3-Janice Vetter (Az) 2:13.68, 4-Xendola Haynes (UTEP) 1:14.84.

TJ, 1-Terl Turner (Tx) 41'11¹/₄, 2-Robyne Johnson (Tx) 41'7³/₄, 3-Donna Thomas (TCU) 39'4¹/₄, 4-Carole Jones (Az) 39'0, 5-Tavey Harrison (N Az) 37'0.

4x400, 1-LSU (Morris-Boblen-Lofton-Truvillion) 3:34.41, 2-Houston 3:39.06.

ECAC TITLE TO VILLANOVA

New Haven, Ct, Mar. 2/3: In spite of an outstanding double win by Penn State's Paula Renzi in the 3000 and 5000, it was the distance crew of Villanova that gave the Wildcats the team title. The Villanova distancers won only the 800 and 1000, but captured the two distance relays and picked up enough points in the long runs to win.

Renzi was sensational with her 15:53.5 clocking in the 5k and 9:13.06 in the 3000. Another double winner was Lynn Lanzel of Rhode Island who won the shot and the 20 lb weight.

5000, 1-Paula Renzi (PS) 15:53.5, 2-Charyl Haversat (Boston U) 16:36.2, 3-Anne Shafer (PS) 16:55.0, 4-Sarah Day (Cornell) 16:56.3, 5-Gabi Czaja (Bucknell) 17:01.9.

LJ, 1-Carol Galloway (Ct) 19'7³/₄, 2-Nena Gage (G Mason) 19'6, 3-Sharon Daniels (Syr) 19'4¹/₂, 4-Linda Spenst (Md) 19'3.

HJ, 1-Michelle Holley (St. John's) 5'10¹/₂, 2-Jane Buchan (Y) 5'9; 55m, 1-Tammy Henderson (W Va) 6.84, 2-Youree Spence (SJ) 7.07.

DM, 1-Villanova (McIntosh-Van Rensselaer-Grubb-Searby) 11:37.68, 2-Connecticut 11:41.73, 3-Penn State 11:43.73, 4-George Mason 11:51.76, 5-Syracuse 11:56.05, 6-St John's 11:58.50.

55mH, 1-Sophia Hunter (Del St) 7.82, 2-Shell Rice (SJ) 7.95, 3-Tamela Penny (Md) 7.97, 4-Kelly Toole (NE) 8.00, 5-Glenda Truesdale (Temple) 8.07.

1500, 1-Jo White (Richmond) 4:19.63, 2-Mary Ellen McGowan (Vil) 4:19.91, 3-Lisa Welch (Boston U) 4:25.51, 4-Desiree Scott (Rut) 4:27.29, 5-Kate O'Hern (Penn) 4:28.71, 6-Donna Adamoli (Boston U) 4:31.16.

1000m, 1-Mary Ellen McGowan (Vil) 2:48.77, 2-Ann Begley (Gtn) 2:50.27, 3-Barbara Higgins (Boston U) 2:53.22, 4-Laura Weyleman (Dart) 2:55.32, 5-Lisa Ross (PS) 2:55.93.

SP, 1-Lynn Lanzel (RI) 45'6¹/₄, 2-Phyllis Addison (GM) 45'1¹/₂; 20 lb, Lynn Lanzel (RI) 48'1.

3000, 1-Paula Renzi (PS) 9:13.06, 2-Ellen O'Neil (D) 9:23.82, 3-Kate Wiley (Harv) 9:25.21, 4-Alicia Hauber (Syr) 9:32.93, 5-Amy Phelps (Cor) 9:33.79, 6-Lauren Seaby (Vil) 9:39.98.

4x400, 1-Delaware State (Major-Jefferson-Collins-Hunter) 3:40.66, 2-Villanova 3:43.61, 3-Temple 3:44.50, 4-Maryland 3:49.94, 5-Syracuse 3:50.09, 6-James Madison 3:51.01.

4x800, 1-Villanova (ashton-Toole-Palmer-Kehs) 8:48.97, 2-West Virginia 8:50.73, 3-Yale 8:51.67, 4-Penn State 8:53.51, 5-Rutgers 8:56.38, 6-Delaware State 9:01.91.

Pent, 1-Linda Spenst (Md) 4100 (7.9-5'7³/₄-33'8¹/₂-19'6¹/₂-2:22.9), 2-Carla Criste (PS) 3899, 3-Sharon Pfister (W Va) 3781, 4-Susan Goode (Boston C) 3626, 5-Sharon Lukenda (Laf) 3504, 6-Deb Cooper (Laf) 3467, 7-Lisa Meade (Vt) 3439.

Scores, 1-Villanova 83, 2-Delaware State 63, 3-Penn State 59, 4-West Virginia 36, 5-George Mason 34, 6-(tie) Connecticut, Temple and St. John's 27, 9-Boston University and Maryland 25 and 22 other schools.



Villanova has more than just a men's basketball team! Here Coach Bob Shoudt and his crew celebrate their winning the ECAC championship. (Jeff Johnson photo).



Penn State's Paula Renzi won two events at the ECAC Championships, both with outstanding marks. Renzi clocked 9:13.06 in the 3000 and 15:53.5 in the 5k. (Jeff Johnson).



Heptathlon winner with 4100 points was Maryland's Linda Spenst. (Jeff Johnson).



Sophia Hunter (Delaware State) won the 55m hurdles in 7.82. (Jeff Johnson photo).



Richmond's Jo White was back in form and took the 1500 in 4:19.63. (Jeff Johnson).

BIG 10 TO WISCONSIN - AGAIN

Columbus, Ohio, March 1/2: Wisconsin used its distance strength and depth to capture its regular Big Ten Indoor title with 126 points, 24 digits in front of a surprisingly strong Indiana team. Pete Tegen's crew garnered only three gold medals en route to their win, but they picked up 53 points in the three longest runs and 30 more points in the two horizontal jumps.

Nan Doak (Iowa) upset Cathy Branta (Wisconsin) in the 1500 and Indiana's Adriane Diamond went home with as many golds as the entire Wisconsin team - the 400 and 500 meter dashes and the 4x400 relay. Diamond's Indiana teammate Tina Parrott went home with two golds with a win in the 800 and a leg on the winning 4x400.

Pent, 1-Carla Battaglia (Ind) 3847 (8.9-40'0 1/2-5'2 1/2-18'5 1/4-2:29.4), 2-Helen Stoffel (Wis) 3805, 3-Kathy Gillespie (Iowa) 3766, 4-Tonya Watkins (Pur) 3587, 5-Alice Gartzke (Wis) 3364.

LJ, 1-Sharon Dollins (Wis) 20'3 3/4, 2-Yvonne Netterville (Pur) 19'10 3/4, 3-Dorothea Brown (Wis) 19'10, 4-Theresa Diggs (OS) 19'1 1/4.

HJ, 1-Danielle Kost (OS) 5'10 1/2, 2-Yvonne Netterville (Pur) 5'9, 3-Dawn McGinnis (Mich) 5'9, 4-Mary Mol (Iowa) 5'9, 5-Angie Hafner (Mich) 5'9.

3000, 1-Nan Doak (Iowa) 9:38.5, 2-Cathy Branta (Wis) 9:38.7, 3-Kelly McKillen (Wis) 9:38.7, 4-Katie Ishmael (Wis) 9:38.9, 5-Jody Eder (Mn) 9:46.6.

4x800, 1-Illinois (Henry-Ward-McNee and Vogel) 8:48.45, 2-Indiana 8:49.94, 3-Wisconsin 8:56.35, 4-Michigan 9:05.45, 5-Iowa 9:08.82, 6-Michigan State 9:12.75.

400, 1-Adriane Diamond (Ind) 54.35, 2-Marcelle Kendall (Mich St) 55.30, 3-Vicky Davis (Ind) 55.33, 4-Michelle Thompson (OS) 55.65.

1500, 1-Cathy Branta (Wis) 4:19.21, 2-Sue Schroeder (Mich) 4:25.70, 3-Penny O'Brien (Iowa) 4:26.58, 4-Carol Harris (Wis) 4:27.46, 5-Jody Eder (Mn) 4:31.07.

55m, 1-Vivien McKenzie (Ia) 6.92 (6.65h), 2-Davera Taylor (Ia) 6.94 (6.89s), 3-Kris Eiring (Wis) 6.97 (6.91s), 4-Sybil Perry (Pur) 6.97 (6.95s), 5-Odessa Smalls (Mich St) 7.05 (6.95s).

55mH, 1-Alicia Bass (Pur) 7.92 (7.90h), 2-Kelly Graham (Ind) 7.93, 3-Sybil Perry (Pur) 8.00 (7.93h), 4-Jacqueline Brown (OS) 8.07 (7.92h).

800, 1-Tina Parrott (Ind) 2:09.2, 2-Cathy Schmidt (Mich) 2:10.4 (2:10.53h), 3-Kelly Greenlee (Ind) 2:10.5.

500m, 1-Adriane Diamond (Ind) 1:12.37, 2-Kristi Kropp (Wis) 1:13.80, 3-Vicky Davis (Ind) 1:14.97, 4-Toni Midderhoff (Pur) 1:15.44 (1:14.9h).

300m, 1-Odessa Smalls (Mich St) 38.52, 2-Sybil Perry (Pur) 38.76, 3-Vivien McKenzie (Ia) 39.18, 4-Kim Dunlap (Ill) 39.63 (38.6h), 5-Edna Nedrick (OS) 40.24 (39.0h), 6-Alicia Bass (Pur) 41.30 (40.0h).

4x400, 1-Indiana (Dvls-Baker-Diamond-Parr-ott) 3:41.3, 2-Purdue 3:46.03, 3-Ohio State 3:48.65, 4-Wisconsin 3:50.62, 5-Michigan State 3:50.70.

5000, 1-Katie Ishmael (Wis) 15:50.10, 2-Nan Doak (Ia) 15:55.45, 3-Kelly McKillen (Wi) 16:44.10, 4-Stephanie Herbst (Wis) 16:44.42, 5-Becky Beachley (NW) 16:48.60 (?), 6-Sue Schroeder (Mich) 16:54.6, 7-Anita Kelly (NW) 17:03.7.

SP, 1-Gail Smith (Ia) 51'0, 2-Karen Nitsch (Wis) 50'2 1/4, 3-Julie Marrasso (Ind) 49'11 3/4, 4-Carla Miller (Pur) 47'6 1/2, 5-Elizabeth Bunge (OS) 47'4 1/2.

TJ, 1-Yvonne Netterville (Pur) 41'11 3/4, 2-Sharon Dollins (Wis) 40'4 3/4, 3-Dorothea Brown (Wis) 40'3 3/4, 4-Sharon Green (Ind) 39'7 1/4, 5-Tina Debro (Ind) 38'7 1/2, 6-Carla Battaglia (Ind) 38'5 1/2.

Scores, 1-Wisconsin 126, 2-Indiana 102, 3-Purdue 75, 4-Iowa 71, 5-Ohio State 34 1/2, 6-Michigan 33, 7-Michigan State 25 1/2, 8-Illinois 19, 9-Minnesota 6, 10-Northwestern 4.



Big-10 heptathlon champion was Indiana's Carla Battaglia. (Jeff Johnson photo).

JACKSON STATE GAMES

Jackson, Miss, March 1: Swift times in the short races were, as usual, the highlight of the Inter-conference Games at Jackson State. Special attention is directed at the results of the 50 meter dash and before crediting these athletes with the marks sent in, we must have some verification. The world's 10th best performance at this distance is listed at 6.34. This race was won in 6.06 with third place registering 6.31. We shall wait for verification.

50mH, 1-Lavonda Luckett (PV) 7.25, 2-Donna Howard (Miss Vly) 7.25; SP, Carol Brown (Al S&M) 47'0 1/4.

50m, 1-Gwen Williams (MV) 6.06, 2-Danette Young (A&M) 6.22, 3-Shelia Griffin (JS) 6.31.

LJ, 1-Vivian Brown (JS) 19'8 1/4, 2-Lorna Chatman (JS) 19'5 1/4, 3-Deidre Jackson (PV) 19'2 1/4.

500m, 1-Wanda Carter (JS) 1:14.86, 2-Norrie McAfee (JS) 1:15.26; 1000m, Cathy Taylor (PV) 2:56.12.

4x400, 1-Jackson State (Carter-Jack-Valdez-Lawson) 3:44.66, 2-Mississippi Valley 3:45.55, 3-Prairie View 3:48.15.

OLE INDOOR

Northfield, Minn, March 8: Mankato State out-scored 12 other institutions to win the honors as St. Olaf College staged its Ole Invitational. Harmon of the winners won two golds in the long jump and 60.

3000, 1-Fredette (Man) 9:53.3, 2-Scholz (Man) 9:54.2; 60y/LJ, Harmon (Man) 7.3/17'3 1/4; 1000y, Sanders (UA) 2:46.9; 300y, Olson (Man) 37.9

Scores, 1-Mankato State 154, 2-St. Olaf 107, 3-St. Thomas 59, 4-Luther 52, 5-Carleton 35, 6-Eau Claire 26, 7-Macalester 20, 8-Augsburg 18, 9-Hamline 4, 10-St. Catherine's 3, 11-Bethel 1, 12-Wartburg and Gustavus 0.

EASTERN COLLEGIATE AC

Annapolis, Maryland, March 2: New York Tech whipped 17 other schools to capture the team gonfalon at the Eastern Collegiate Athletic Conference Championships. Springfield finished second.

Outstanding performances by West Chester's Julie Bowers spotlighted the meet. Bowers captured the 1500 by 15 seconds with a 4:28.4 clocking and returned to win the 3k by 25 seconds in 9:31.79.

DM, 1-Springfield (Vertucci-Hassell-Brighton-Lyons) 12:13.57, 2-East Stroudsburg 12:15.12, 3-Navy 12:28.22.

4x220, 1-NYT (Leggett-Gardner-Carson-Adams) 1:44.49, 2-West Chester 1:45.47; 800, Stefanl Green (Navy) 2:11.70.

55mH, Letha Carson (NYT) 8.27 (8.23h); 600m (questionable timing), 1-Debra Cooke (NYT) 1:24.3, 2-Cindy Parks (WC) 1:27.82.

55m, 1-Sandra Dennis (NYT) 7.07, 2-Joanne Gardner (NYT) 7.10; HJ, Jenise Lockhart (Cal/Pa) 5'8 1/4.

220, Sandra Dennis (NYT) 25.65; 400, Louann Alston (UDC) 57.23; LJ, 1-Sandra Cummings (NYT) 19'2 1/4, 2-Doris Leggett (NYT) 19'1.

1000m, Janet Walters (Navy) 3:02.22; 4x880, Springfield (Stewart-Bishop-Jankowski-Vertucci) 9:29.45.

4x440, New York Tech (Dennis-Cumming-Bernard-Adams) 3:59.35; TJ, Teresa Henderson (NYT) 36'6 1/4.

Pent, 1-Chris Larsen (Mt St M) 3681, 2-Teresa Henderson (NYT) 3392, 3-Vanessa Copp (Sp) 33.61.

Scores, 1-New York Tech 138, 2-Springfield 106, 3-West Chester 76, 4-Navy 58, 5-East Stroudsburg 41.

LUKENDA THE WHOLE SHOW

Lewisburg, Pa, Feb. 23: The East Coast Conference staged its championship meet and the meet became a showcase for Lafayette's Sharon Lukenda. The tired Leopard went home with four golds, a silver and a bronze with victories in the hurdles, the 60, the 300, the 4x440, a second in the long jump and a third in the high jump. Needless to say, Lafayette won the team title.

HJ, Pam del Rio (Bucknell) 5'5; 3M, Kim Mitchell (Del) 16:42.5; 60yH, Sharon Lukenda (Laf) 8.26.

1000y, Gabi Czaja (B) 5:00.40/11:20.89; 60y, Sharon Lukenda (L) 7.32; 600y, Jayne O'Brien (L) 1:25.05.

1000y, Karen Kowalenko (L) 2:42.63; 300y, Sharon Lukenda (L) 37.06; DM, Delaware (Nowak-Goehring-George-Mitchell) 12:50.0.

4x880, Delaware (Davis-Kostelak-Wilson-Relly) 9:39.40; 4x440, Lafayette (Francois-Lukenda-Linton-O'Brien) 3:58.36.

Scores, 1-Lafayette 72, 2-Delaware 53, 3-Bucknell 50, 4-Towson State 11.

MINNESOTA IAC

Minneapolis, Minnesota, March 16: St. Thomas easily captured the team title as Bethel College hosted the Minnesota Intercollegiate Athletic Conference championships.

1500, 1-Julia Kirtland (Macalester) 4:32.17, 2-Lisa Koelfgen Concordia) 4:34.20; 400, Erin Sobaski (Con) 58.04.

3000, Julia Kirtland (Mac) 9:51.80; 4x800, St. Thomas 9:42.21; 600y, 1-Julie Bednarz (Con) 1:28.66, 2-Kim Skistad (St O) 1:28.78.

55m, Melissa Hamilton (Carl) 7.43; Scores, 1-St. Thomas 141, 2-St. Olaf 75, 3-Macalester 60, 4-Concordia 54, 5-Carleton 52, 6-Hamline 36, 7-Augsburg 27, 8-Bethel 18, 9-Gustavus 5.

NCAA (continued)

The 1500, on the other hand, was an interesting competition. Fans were looking forward to the clash between Cathy Brant (Wisconsin) and Florida's Shelly Steely with Leann Warren and Tina Krebs thrown in. Warren, Krebs, Branta, Maolloy (BYU) and Chalmers (N Az) all ended up in the same heat, all ran between 4:21.27 and 4:21.73 and all didn't make it to the final. Steely won her heat in 4:21.13 over Sabrina Dornhoefer (Mo), LSU's Muffy McLeod and Clemson's Kirsti Voldness - all running between Steely's 4:21.13 and Voldness' 4:21.55. And so the stage was set for the BIG race. But it was not to be. Branta was the victim of food poisoning and didn't even run. Steely suffered leg injuries and although she had a go at it, ended up running slower than in the trials and finished fourth. The first three, Krebs-Warren-Voldness, all improved their heat times, but no one else did.

If the 800 was a disappointment, the 3000 can be considered a catastrophe. Only four runners showed up. Texas could have entered some non-qualifying high jumpers, picked up those three missing points and annexed the championship! Chris McMiken, Oklahoma State by way of New Zealand, set a new NZ record with her swift 8:58.68 clocking and a 16 second margin over Wisconsin's Katie Ishmael.

Rhonda Blanford (Nebraska) has the nation's best mark for the 55m/60y hurdles this year and easily captured that event at Syracuse. Blanford sped to a 7.57 winning time, almost two-tenths in front of runner-up LaVonna Martin of Tennessee. Half of the finalists ran faster in trials than in the one that counted.

Villanova clocked 8:33.60 to win the 4x800 and grab a new world record for their efforts. The Soviet Union set the mark of 8:41.6 for 4x880y in 1972 and LSU had the collegiate mark of 8:39.97 for meters which they set in 1985. The Wildcats team of Kelly Toole (2:12.4), Debbie Grant (2:06.9), Joanne Kehs (2:08.7) and Veronica McIntosh (2:05.6) showed great consistency as Louisiana State ran 8:36.11 in a close second.

Defending high jump champion, sophomore Mary Moore of Washington State, won again with a season-best of 6'3. Rita Graves (Kansas State) was over 6'1 for the silver. Only two jumpers were beyond 6'0.. although it took 5'11½ to make it to the final.

Carol Lewis (Houston) received a challenge from Texas Christian's Donna Thomas, but won the long jump with 21'9½ on her last jump. Thomas cleared 21'5¼, also on her final effort and her only mark beyond 21 feet. Garcia got the bronze with 20'9 on her fifth try. Five of the eight finalists had better marks in the qualifying competition.

Garcia set a new collegiate record in the third round with a leap of 43'7¼ in the triple leaper and then got the world best (indoor or outdoor) on her sixth jump. USC, which entered the indoor championships for the first time, came up with Yvette Bates who grabbed second at 42'9½. Donna Thomas picked up the bronze while Texas saw its title hopes fading as their outstanding duo of Robyne Johnson and Terri Turner finished 5th and 6th.

Regina Cavinaugh (Rice) won the shot as expected, but it was the performance of two University of Arizona putters which surprised us all. Lorraine Costanze wasn't even on the USA List outdoors last year - not in the first 60 - but in Syracuse she came through with a toss of 53'0¼ to grab second place. Teammate Carla Garrett was only 40th on last year's list. Here she threw the bulb 51'10½ for the bronze medal. All the rest of the finalists had better qualifying marks than in the final.

55m, 1-Michelle Finn (FSU) 6.75, 2-Gwen Torrence (Ga) 6.76, 3-Juliet Cuthbert (TX) 6.85 (6.80h), 4-Michelle Glover (Hst) 6.88 (6.86h), 5-Inger Peterson (UNLV) 6.90 (6.84h), 6-Rose Gilmore (E Ky) 6.91 (6.84h), 7-Shellie Echols (LSU) 6.92 (6.83h), 8-Rhonda Blanford (Nb) 6.94 (6.85h).

400m, 1-Lillie Leatherwood (Al) 53.12, 2-Gail Emmanuel (Gram) 53.57, 3-Susan Shurr



55m Hurdles, left to right, Sophia Hunter (Del.St) 5th, LaVonna Martin (Tn) 2nd, Rhonda Blanford (Nb) the winner in 7.57, Maria Usifo (Tx Sth) 4th and Carol Lewis (Hst) 6th. (Jeff Johnson photo).



Alisa Harvey (Tennessee) leads the 1000m run, but it was Christine Slythe, running second) who eventually won in 2:42.23. Harvey finished 4th. Others are, left to right, Sandy Shuler (Va) 8th, Tara Arnold (Tx) 2nd and Anne Stadler (Kansas State) 6th. (Jeff Johnson photo).

(Tx) 53.96, 4-Illrey Oliver (Tn) 54.06, 5-Tanya McIntosh (Rice) 54.55, 6-Michelle Walsh (Az) 54.75, 7-Michelle Morris (LSU) 55.18, 8-Adriane Diamond (Ind) 55.62 (55.19h).

500m, 1-Cynthia Green (Gram) 1:10.46, 2-Marcia Tate (Nb) 1:11.00, 3-Small (Gram) 1:11.44, 4-Truvillion (LSU) 1:11.79, 5-Michelle Maxey (Kan St) 1:12.13, 6-Piper Bressant (Fl) 1:12.30, 7-Chris Crowther (Fl) 1:12.62, 8-Bryant (Va) 1:124.29 (1:13.07h).

800, 1-Tina Parrott (Ind) 2:08.69, 2-Camille Rivard (Wash St) 2:09.21, 3-Kathy Harris (Tn) 2:09.27, 4-Debbie Grant (Vil) 2:09.54, 5-Joanne Kehs (Vil) 2:13.52, 6-Veronica McIntosh (Vil) 2:14.05. No prelims.

1000m, 1-Christine Slythe (LSU) 2:42.23, 2-Tara Arnold (Tx) 2:42.51, 3-Nancy Rettie (FSU) 2:43.08, 4-Alisa Harvey (Tn) 2:43.68, 5-Schmidt (Mich) 2:44.19, 6-Anne Stadler (Kan

St) 2:44.91, 7-Thompson (Mich) 2:45.58, 8-Sandy Shuler (Va) 2:45.83.

1500, 1-Tina Krebs (Clem) 4:17.85, 2-Leann Warren (Ore) 4:19.13, 3-Kristi Voldness (Clem) 4:21.45, 4-Shelly Steely (Fl) 4:22.15 (4:21.13h), 5-Aisling Molloy (BYU) 4:22.34 (4:21.36h), 6-Sabrina Dornhoeffer (Mo) 4:23.25, 7-Muffy McLeod (LSU) 4:36.98Cathy Branta did not run (4:21.34h).

3000, 1-Christine McMiken (Ok St) 8:58.68, 2-Katie Ishmael (Wis) 9:14.76, 3-Paula Renzi (Penn St) 9:15.93, 4-Nora Collas (Hst) 9:19.78. Only four entries.

55mH, 1-Rhonda Blanford (Nb) 7.57, 2-LaVonna Martin (Tn) 7.70, 3-Alicia Bass (Pur) 7.71, 4-Maria Usifo (Tx Sthn) 7.72 (7.71h), 5-Sophia Hunter (Del St) 7.80, 6-Carol Lewis (Hst) 7.82 (7.74h), 7-Clara Hairston (Aub) 7.89 (7.87h), 8-Sybil Perry (Pur) 7.92 (7.81h).



Tina Parrott (Indiana) breaks the tape for the first time as she wins the 800 in 2:08.69. Parrott also anchored the winning 4x400 relay team. Others in the photo are, left to right, Veronica McIntosh (Villanova) 6th, Camille Rivard (Washington State) 2nd and Kathy Harris (Tn) 3rd.



A happy Lillie Leatherwood (Alabama) wins the 400 in 53.12. Others, left to right, are Tanya McIntosh (Rice) 5th, Susan Shurr (Texas) 3rd, and Gail Emmanuel (Grambling) 2nd. (Jeff Johnson photo).

4x400, 1-Indiana (Davis 55.7-Baker 55.7-Diamond 54.4-Parrott 54.6) 3:40.40, 2-Nebraska (Milling 56.6-Waddles 54.1-Moody 55.3-Tate 53.9) 3:41.89, 3-Rice (McIntosh 53.7) 3:42.16, 4-Temple 3:42.54, 5-LSU 3:43.21, 6-Texas (Cook 60.0 (fell)-Walker 54.9-Shurr 54.0-Cuthbert 55.2) 3:44.04, 7-Houston 3:44.18 (dropped baton), 8-Delaware State (fell) 3:47.01.

4x800, 1-Villanova (toole 2:12.4-Grant 2:06.9-Kehs 2:08.7-McIntosh 2:05.6) 8:33.60, 2-LSU (Zimmerman 2:14.0-Cato 2:09.4-McLeod 2:09.1-Slythe 2:03.7) 8:36.11, 3-Virginia (Bryant 2:08.0-Kelly 2:08.1) 8:41.61, 4-Texas (Arnold 2:06.4) 8:41.91, 5-Florida

State Rettle 2:06.2) 8:44.49, 6-Wisconsin 8:46.29, 7-Florida 8:47.12, 8-Illinois 8:48.35, 9-Nebraska 8:54.85, 10-West Virginia 9:12.6. HJ, 1-Mary Moore (Wash St) 6'3, 2-Rita Graves (Kan St) 6'1, 3-O'Connor (Kan) 5'11½, 4-Shelley Fehrman (Tx) 5'11½, 5-(tie), Kym Carter (Hst) and Yutta Shelton (Al) 5'9½. All finalists cleared 5'11½ in qualifying.

LJ, 1-Carol Lewis (Hst) 21'9½, 2-Donna Thomas (TCU) 21'5¼, 3-Esmeralda Garcia (FSU) 20'9, 4-Kathrene Wallace (Tx St) 20'2 (20'3¼q), 5-Brenda Allen (Howard) 20'1½ (20'2¼q), 6-Tammy Stevenson (Sthn) 19'8½ (20'9¼q), 7-Sheila Nicks (UNLV) 19'8 (20'7q), 8-Kim Jones (Kan) 19'7½



Christine McMiken (Oklahoma State) captured the 3000m run in 8:58.68. (Jeff Johnson).



Clemson's Tina Krebs turns it on down the final home straight to win the 1500 in 4:17.85 over Oregon's come-backing Leann Warren. (Jeff Johnson photo).

TJ, 1-Esmeralda Garcia (FSU) 44'4, 2-Yvette Bates (USC) 42'9½, 3-Donna Thomas (TCU) 42'4, 4-Yvonne Netterville (Pur) 5-Robyne Johnson (Tx) 41'11, 6-Terri Turner (Tx) 41'10½ (42'2¼q), 7-Karen Grant (Nb) 40'1¾ (40'7¾q), 8-Lois Groen (Ia St) 38'3½ (39'7q).

SP, 1-Regina Cavanugh (Rice) 54'1¾, 2-Lorraine Costanzo (Az) 53'0¼, 3-Carla Garrett (Az) 51'10¼, 4-Teresa Williford (LSU) 51'2½ (51'4q), 5-Dot Jones (Fresno St) 50'6 6-Stine Lerdahl (Kan) 50'2½ (50'7q), 7-Julie Marrazzo (Ind) 50'1¼ (50'11¼q), 8-Jones (Wash) 47'5¼ (50'5¼q).

Scores, 1-Florida State 34, 2-Texas 32, 3-LSU 28, 4-Nebraska 26, 5-Grambling 24, 6-Tennessee 22, 7-(tie) Houston and Indiana) 20, 9-(tie) Rice and Washington State 18, 11-Villanova 17, 12-Clemson 16, 13-Arizona 15, 14-Texas Christian 14, 15-Alabama 12, 16-Kansas State 11, 17-(tie) Oklahoma State and Purdue 10, 19-Wisconsin 9. (49 teams scored).

TAC (continued)

FINAL, 1-Dixon 52.20, 2-Thomas 53.45, 3-Crooks 53.56, 4-McMillan 54.31.

880, 1-Cristina Cojocar (Rom) 2:04.15, 2-Irina Podyalovskaya (USSR) 2:04.73, 3-Rose Monday (Puma) 2:05.12, 4-Dorianne Lambelet (AW) 2:06.80, 5-Delisa Floyd (adidas) 2:07.99, 6-Joetta Clark (AW) 2:09.12, 7-Tina Parrott (Ind) 2:12.25, 8-Arlise Emerson (Puma) 2:20.83. Patty Bradley (adidas) did not run.

Mile, 1-Doina Melinte (Rom) 4:37.00, 2-Fita Lovin (Rom) 4:38.12, 3-Ravilya Agletdinova (USSR) 4:39.56, 4-Brit McRoberts (Can) 4:41.13, 5-Renee Odom (Hst Har) 4:41.49, 6-Aisling Molloy (BYU/Ire) 4:44.19, 7-Michelle Hopper (Puma) 4:44.24, 8-Nancy Rettie (Fl St/Can) 4:45.90, 9-Linda Detlefsen (AW) 4:46.63, 10-Diana Richburg (Gaz Int) 4:53.65. Brenda Webb (adidas), Jo White (Richmond/GBR) and Chris Gregorek (AW) did not run.

3000, 1-Cathy Branta (Wis) 9:40.54, 2-Maricicia Puica (Rom) 9:41.60, 3-Lynn Jennings (Nike) 9:48.53, 4-Katie Ishmael (Wis) 9:49.80, 5-Suzanne Girard (Mov Com) 9:50.07, 6-Nora Collas (Hst) 9:54.19, 7-Sue Foster (Nike) 9:55.48, 8-Joan Nesbit (NBTC) 10:00.02, 9-Paula Renzi (Penn St) 10:08.89, 10-Kelly McKillen (Wis) 10:16.81. Brenda Webb (adidas) did not run.

Mile Walk, 1-Teresa Vaill (Island TC) 6:58.70, 2-Maryanne Torrellas (Abraxas TC) 7:03.43, 3-Esther Lopez (SCRR) 7:04.25, 4-Carol Brown (Island TC) 7:26.97, 5-Susan Liers (Island TC) 7:29.19.

60yH (2 from each heat advance to the final), Heat 1, 1-Stephanie Hightower (Bud) 7.74, 2-Gayle Watkins (SCC) 7.80, 3-Yolanda Johnson (Col Fly) 7.91, 4-Kelly Graham (Ind) 8.12, Davera Taylor (Iowa) did not run.

Heat 2, 1-Candy Young (Puma) 7.65, 2-Kim Turner (Un) 7.65, 3-Karen Cannon (CA) 7.68, 4-Sophia Hunter (Del St) 7.90, 5-Towanda Hammond (Rich T&F) 8.28.

Heat 3, 1-Sharon Danville (NBTC) 7.65, 2-Pat Davis (St A) 7.68, 3-Alicia Bass (Pur) 7.89, 4-Rhonda Brady (Pollitabs) 8.02, 5-Janet Williams (NETC) 8.13.

FINAL, 1-Young 7.57, 2-Danville 7.63, 3-Davis 7.65, 4-Turner 7.69, 5-Watkins 7.78, Hightower did not run.

640y Relay, 1-Atoms TC (Innis-h.Nelson-DeSeignora-Gabriel) 1:09.92, 2-Tennessee State (A.Williams-VanZant-Cochran-Frazier) 1:11.05, 3-Dynamite TC 1:11.91.

880y Medley Relay, 1-Tennessee State (M.McMillan-Frazier-VanZant-A.Williams) 1:43.39, 2-Atoms TC (D.Scott-Moffatt-H.Nelson-Inniss) 1:46.46, 3-NY PAL 1:46.64, 4-Dynamite TC 1:56.89.

4x440y Relay, 1-Atoms TC (G.Jackson 56.4-Saleem 55.8-DeSeignora 55.9-Dixon 54.3) 3:42.37, 2-Bud Lite (Cliette 57.5-Givens 55.3-Crooks 55.2-Payne 55.4) 3:43.45, 3-Rice 3:46.50, 4-Delaware State 3:46.60, 5-Tennessee State 3:49.97, Morgan State did not run.

HJ, 1-Coleen Sommer (Atherton TC) 6'4 $\frac{3}{4}$, 2-Debbie Brill (PCC) 6'3 $\frac{1}{2}$, 3-Joni Huntley (PCC) 6'1 $\frac{1}{4}$, 4-Linda McCurdy (UTEP) 5'11 $\frac{1}{2}$, 5-Jolanda Jones (Hst) 5'9 $\frac{3}{4}$. Tanya Smolin (Randolph HS, no height. Louise Ritter (PCC) did not compete.

LJ, 1-Carol Lewis (Hst) 21'7 $\frac{1}{2}$, 2-Vali Ionescu (Rom) 21'4, 3-Dorothy Scott (Atoms) 20'10 $\frac{1}{2}$, 4-Anisoara Cusmir (Rom) 20'2 $\frac{1}{4}$, 5-Cynthia Henry (UTEP) 19'10 $\frac{1}{4}$, 6-Tomi Rucker (St A) 18'11 $\frac{1}{2}$.

SP, 1-Bonnie Dasse (CA) 60'6, 2-Regina Cavanaugh (Rice) 54'11 $\frac{1}{2}$, 3-Sandra Burke (Un) 54'10, 4-Julia Marrazzo (Ind) 50'4 $\frac{1}{2}$.

Scores, 1-Atoms 24, 2-WCAC 18, 3-Bud 10, 4-TSU 9, 5-Puma 8, 6-Island TC and Wisconsin 6, 8-Atherton TC, Houston, Coast



TAC high jump winner was momma Coleen Sommer at 6'4 $\frac{3}{4}$. (Bill Leung, Jr, photo).

Athletics and Rice 5, 12-PCC, NBTC, Abraxas, Dolfin TC and Dynamite TC 3, 17-St Augustine's, SC Road Runners, Nike Boston and NY PAL 2, 21-Athletics West, Indiana, UTEP and Illinois 1.



Double winner at the Peabody Invitational in Flagstaff was LSU's Sheila Echols. Echols won the hurdles in 6.81 and the long jump at 20'11.

KALEIDOSCOPE (Continued)

over UCLA". Lutjens is from UCLA.....

Drake University results listed Tracy Parks as Track Parks.....Have been asked why I pick on Edwin Moses. Well, what do we know about his escapade in which he was declared innocent? We know he was away from home, we know he was driving around Hollywood at 3:15 in the AM, and we know he talks to strange women on street corners.....The Annual Border Olympics were cancelled due to weather.....

Former runner Barbara Lawson writes to tell of a meet held in Annapolis in which nine teams competed and six were coached by women. Gotta get more females into the coaching ranks! As Barb says, "Where are the future role models?".....

Did you know Boston College is not in Boston? That UC San Diego is not in San Diego? That UC Santa Barbara is not in Santa Barbara?.....Carl Lewis has already set sprinting back a few decades with his flat-handed running style. That's not the right way to do it, Carl, in spite of your fast times. You could go faster.....Terrible 1985 indoor season - no Larrieu or Merrill.....

Wanta get your athletes on the US Indoor Lists? Run the 50y or 50m instead of the 55m or 60y. Also the 60m hurdles instead of 55m. Or run the 500y or 500m.....Cal State Northridge has enrolled Kim Turner. Only she's a triple jumper, not THE hurdler.....Western Kentucky named distancer Camille Forrester as female athlete of the year for 1984-85.....



NCAA action. Biggest upset of the meet was Michelle Finn's (Florida State) win in the 55m dash. Finn improved her season best by two-tenths of a second. At the recent TAC championships, Finn was eliminated in the trials. (Jeff Johnson photo).



NCAA action. Scoring a first and a third for the winning Florida State team was Esmeralda Garcia. Garcia set a new 'world best' in winning the triple jump at 44'4 and picked up third in the LJ with 20'9. (Jeff Johnson photo).

OUTDOOR REPORT

UCLA BEGINS

Los Angeles, Cal, Feb. 23: UCLA unveiled its prime recruit as the Bruins entertained Fresno State and UC Irvine in a rather informal affair on the Ducky Drake track. The Bruins did not score in the competition, but Fresno outdug the Anteaters 82-45.

Top Bruin recruit, Canadian Angela Bailey, won the 200 and 400 with ease. Bailey has best clockings of 11.17, 22.64 and 51.96 but was content to trot 24.11 and 54.20 in her debut.

Not much else exciting except Dot Jones of Fresno State at 50'4 1/2 in the shot, teammate Lacy Barnes with 177'3 in the disc and Gail Devers (UCLA) skipping the hurdles in 13.73.

JT, 1-Laura Mills (UCI) 149'5, 2-Chris Healy (FS) 148'7, 3-Faye Roblin (FS) 147'8, 4-Toni Lutjens (UCLA) 146'5.

HJ, Tonya Mendonca (FS) 5'10; SP, 1-Dot Jones (FS) 50'4 1/2, 2-Toni Lutjens (UCLA) 47'9 1/2, 3-Laura Mills (UCI) 46'10 1/4.

4x100, 1-UCLA (Phillips-Bailey-Parros-Devers) 46.34, 2-Fresno State 48.55.

LJ, Shari Veliz (FS) 18'10 1/2; 1500/3000, Jennifer Abrahams (UCI) 4:42.8/9:38.6; TJ, Carolyn Norman (UCLA) 38'3 3/4.

100H, 1-Gail Devers (UCLA) 13.73, 2-Debbie Budwig (FS) 14.41; 400, 1-Angela Bailey (UCLA) 54.20, 2-Cathy Wilson (FS) 57.16.

100, Monica Phillips (UCLA) 11.96; DT, 1-Lacy Barnes (FS) 177'3, 2-Toni Lutjens (UCLA) 165'8, 3-Kris Larson (UCLA) 152'8.

800, Laurel Hacche (Un) 2:14.32; 4x400, Fresno State (Veliz-Ruden-Winder-Wilson) 3:57.29, 2-UCI 3:59.23.

200, 1-Angela Bailey (UCLA) 24.11, 2-Sara Parros (UCLA) 24.96; 400H, 1-Gail Devers (UCLA) 59.26, 2-Anne King (UCI) 61.05.



UCLA freshman Gail Devers has already run 11.59w, 13.54w and 59.26 for the 100, 100H and 400H. (Jeff Johnson photo)

CS HAYWARD WINS

Turlock, Calif, Feb. 22: Cal State Hayward, the scourge of smaller schools, began its 1985 outdoor season with a twin win over Stanislaus State and Sonoma State 88-40-29. Diane Oswalt led the Pioneers with a win in the shot and a 168'2 toss of the disc.

200/100H, Roianne Byrd (CSH) 25.6/14.7; TJ, Milloh McCall (CSH) 38'3; SP/DT, Diane Oswalt (CSH) 45'6/168'2; JT, Robinson (Stan) 143'8.

BAKERSFIELD INVITATIONAL

Bakersfield, Ca, Feb. 23: Not much to get excited about as Cal State Bakersfield staged its Annual Invitational on the tartan. Biggest news came from the name of the winner of the 1500 meters - former sprinter Sharon Dabney. Jewel Lovelady was a double winner in the 100 and the long jump.

DT, Jill Crissler (CS Northridge) 136'11; 1500, 1-Sharon Dabney (CSLA) 4:42.7, 2-Mary Tracey (Kang) 4:45.0.

HJ, Janet Nicolls (Un) 5'8; 100/LJ, Jewel Lovelady (RRTC) 12.2/19'2 1/2; 800, Karen Farley (CP/Pomona) 2:15.8.

SP, 1-Sharen Hamilton (Un) 48'5, 2-Jill Crissler (CSN) 44'0; JT, Sandy Milne (CP/P) 136'8.

USC WHIPS TWO

Los Angeles, Cal, Feb. 23: USC came up with triple winner Diane Clements and doubler Yvette Bates and defeated visiting University of New Mexico 94-61 and Cal State Long Beach 109-38. New Mexico downed the 49-ers 80-50.

Clements won the three weight events, Bates took the triple jump and short hurdles and the two were joined by New Mexico's Barbara Bell who won both sprints.

DT, 1-Diane Clements (USC) 146'0, 2-Sue Qualls (NM) 130'10; HJ, 1-Wendy Brown (USC) 5'6, 2-Sharon Hatfield (USC) 5'4.

JT, 1-Diane Clements (USC) 135'6, 2-Sharon Hatfield (USC) 131'3; LJ, 1-Sabrina Williams (USC) 20'7, 2-Yvette Bates (USC) 19'4 1/4.

4x100, USC (Williams-Simmons-Cabell-McCraw) 45.4; 1500, 1-Donna Curtis (USC) 9, 2-Kristi Leonard (NM) 4:33.4.

100H/TJ, Yvette Bates (USC) 14.8/40'7; SP, 1-Diana Clements (USC) 49'1 1/4....3-Sharon Hatfield (USC) 37'10 1/2.

100/200, Barbara Bell (NM) 11.9/24.5; 800, 1-Joan Sterrett (NM) 2:10.5, 2-Mary Anne Bullard (USC) 2:12.3.

3000, Kelly Champagne (NM) 9:57.0; 4x400, USC (Cutris-Rollow-Savoy-Bullard) 3:53.7.

LONG BEACH RELAYS

Long Beach, California, March 2: The once famous Long Beach Relays, now reduced to practically a zip, produced some good weight marks, but little on the running track.

3000, Angela Ward (SMTTC) 10:14.19; 4x100, Coast Athletics 48.29; DM, 1-UCLA 11:56.29, 2-Cal Poly/Pomona 12:10.95.

Sp Med, Coast Athletics 1:45.35; 4x880, Coast Athletics 9:29.01; 4x220, Coast Athletics 1:41.95.

4x400, LA Mercurettes 3:59.28; 4x1 mile, 1-UCLA 21:15.32, 2-CS Northridge 21:29.34.

DT, 1-Toni Lutjens (UCLA) 175'8, 2-Jackie Norton (CA) 169'7, 3-Kris Larson (UCLA) 161'7, 4-Janet Flewell (Un) 159'9, 5-Monette Branson (All Am TC) 153'2.

HJ, Janet Nicolls (Un) 5'8; TJ, Carolyn Norman (UCLA) 38'1 1/2; SP, Jackie Norton (CA) 50'5.

JT, Debbie Williams (CA) 158'2; LJ, Lori Smith (CA) 19'2.

DASSE 61'2 3/4 - SHE LOSES!

San Diego, Cal, March 2: It's been umpteen years since the USA had a shot putter break the 60 foot barrier - so how would you like to go beyond 61 feet - and lose to another American?

That's what happened to Bonnie Dasse at the San Diego/Bud Lite Invitational when she tangled with San Diego State's own Ramona Pagel. The San Diego Olympian tossed the bulb 61'5 1/2 to become the second-best-ever US thrower behind AR holder Maren Seidler, now retired.

Pagel threw first and marked 56'11 1/4. Dasse answered with 58'1 1/4. Pagel went over 60 feet for the first time with her second effort at 60'4. That shook up Ms Dasse who threw only 54'10. Now the adrenalin flowed and Pagel got off her winning 61'5 1/2 toss on her third try. Dasse recorded 61'2 3/4 in the fourth round while Pagel answered in round five with yet another beyond 61 feet - 61'1 1/2 - to end the most exciting shot competition in the USA's history.

There were other good marks. Pagel came back to win the disc at 188'8 over teammate DeSnoo (183'9; Michelle Olivera tossed the spear 179'3 and CeCe Chandler zipped the 100 hurdles in 13.74.

HJ, 1-Coleen Sommer (ATC) 6'0, 2-Sue McNeal (Un) 5'10, 3-Carla Westover (ATC) 5'8; 1500, 1-Fannie Castro (Un) 4:33.16, 2-Monica Zieschang (CS Hay) 4:36.39, 3-Glades Prieur (CP/SLO) 4:37.75.

SP, 1-Ramona Pagel (S Di) 61'5 1/2, 2-Bonnie Dasse (CA) 61'2 3/4, 3-Peggy Pollock (CA) 52'6 1/2, 4-Diane Clements (USC) 52'0.

JT, 1-Michelle Olivera (Un) 179'3, 2-Liz Meuller (S Di) 175'10, 3-Chris Johnson (USIU) 157'6.

4x100, 1-CS Hayward (Baker-Byrd-Bradley-Warrick) 48.40, 2-California 49.31, 3-USC 49.59.

4x400, 1-San Diego State (Nilson-Ross-Robinson-Sheffield) 3:43.68, 2-USC 3:44.80, 3-CP/SLO 3:52.35.

LJ, 1-Sabrina Williams (USC) 20'3 1/2, 2-Janet Harvey (SSTC) 20'2 3/4, 3-Yvette Bates (USC) 19'8 1/2.

100H, 1-CeCe Chandler (Un) 13.74, 2-Janet Yarbrough (SSTC) 14.39; 100, 1-Patrice Carpenter (SLO) 12.03, 2-Robin Simmons (USC) 12.21, 3-Ruth Walthera (SCC) 12.23.

DT, 1-Ramona Pagel (S Di) 188'8, 2-Laura DeSnoo (S Di) 183'9, 3-Cindy Durschlag (Cal) 164'3, 4-Diana Clements (USC) 159'8.

5000, 1-Kirsten O'Hara (Cal) 16:43.32, 2-Marilyn Nichols (SLO) 16:47.46, 3-Robyn Root (Un) 16:59.34.

4x200, USC (Williams-Simmons-Cadell-McCraw) 1:37.58, 2-CS Hayward 1:43.26, 3-CSLA 1:43.65.

800, 1-Rene Ross (S Di) 2:08.32, 2-Sharon Dabney (CSLA) 2:08.39.

4x800, 1-CP/SLO (Storvick-Lopez-Prieur-Ethlen) 9:01.69, 2-CS Hayward 9:10.14, 3-Cal State LA 9:11.26, 4-USC 9:13.67.

SAN JOSE RELAYS

San Jose, California, March 2: Fresno State came up with a couple of good weight performances and Sacramento State's Natalie Day went home with a couple of golds and a silver to light the San Jose Relays.

Dot Jones in the shot (50'11) and Lacey Barnes in the disc (178'11) were the two Fresno standouts while Day captured the 100 and long jump and was second in the hurdles.

SP, 1-Dot Jones (FS) 50'11, 2-Glenda Ford (Un) 45'1¼; LJ, Natalie Day (Sac St) 18'11½w; 100mH, 1-Debbie Budwig (FS) 14.3w, 2-Natalie Day (Sac) 14.5w.

HJ, Tonya Mendonca (FS) 5'9; 4x100, Fresno State (Aragon-Wilson-Jackson-Vergo) 49.8.

JT, Faye Robbin (FS) 146'5; 100, Natalie Day (Sac) 12.0w; DM, Fresno State (Winder-Saravia-Nichols-Dyer) 12:42.2.

4x220, Fresno State (Vergo-Aragon-Chavez-Wilson) 1:45.3; 5000, Patti Gray (UC Davis) 17:41.5.

DT, 1-Lacy Barnes (FS) 178'11, 2-Mary Dentinger (Sac) 151'0, 3-Glenda Ford (Un) 149'7.

SAN DIEGO WITH EASE

San Diego, Cal, March 9: This week it was Laura DeSnoo's turn to win the discus and she did with a throw of 183'10 to 182'3 for teammate Ramona Pagel. DeSnoo also captured the shot with Pagel in absentia. Latanya Sheffield had a good 58.79 in the 400 hurdles as the Jim Cerveny crew defeated Cal State Northridge and Cal Poly/Pomona with 93 points to 58 to 35.

JT, Liz Mueller (SD) 159'11; SP, Laura DeSnoo (SD) 47'9; HJ, Sue Patterson (CSN) 5'10.

4x100, San Diego State (Sheffield-Ross-Moon-Robinson) 46.88; 200, Renee Ross (SD) 24.15.

DT, 1-Laura DeSnoo (SD) 183'10, 2-Ramona Pagel (SD) 182'8.

SW TEXAS INVITATIONAL

San Marcos, Texas, March 8: Double winners were a dime a dozen as Southwest Texas State hosted the 22nd Annual Invitational Meet. Liz Natale (Un) won the 1500 and 3000, Karol Davidson (Un) took the 400 and 800 and Kristin Gran (UTSA) won both horizontal jumps.

JT, 1-Maria Haley (Wayland Bap) 160'3, 2-Anna Lena Pihl (Angelo St) 151'0; 4x100, 1-Wayland Baptist 46.86, 2-SW Tx 47.43, 3-Prairie View 47.82.

3000, Liz Natale (Un) 9:34.18; 1500, 1-Liz Natale (Un) 4:33.05, 2-Janice Reid (UTSA) 4:35.38.

SP, Karen Waddel (Un) 46'2¼; 400, 1-Karol Davidson (Un) 54.97, 2-Althea Thomas (WB) 55.07.

100, 1-Angela Phillips (Tx) 11.89, 2-Evan Williams (PV) 11.98; 100H, 1-Karen Nelson (Tx) 13.6, 2-Cindy Stewart (Ang St) 13.9.

800, Karol Davidson (Un) 2:09.20; 400H, Sharrieffa Barksdale (Un) 59.41; 5000, Mel Hennis (UTSA) 16:51.77.

200, 1-Easter Gabriel (Un) 24;36, 2-Evan Williams (PV) 24.44, 3-Kehinde Vaughn (Ang St) 24.64.

4x400, 1-Southwest Texas (Davis-Dickerson-Hutchings-Brooks) 3:48.93, 2-UTSA 3:56.23.

DT, 1-Dedi Kavanaugh (Tx) 156'6, 2-Birgitta Troive (Ang St) 155'5; LJ, Kristin Gran (UTSA) 19'2; TJ, 1-Kristin Gran (UTSA) 39'1¼, 2-Michelle Neal (PV) 38'4¼, 3-Lynette Brown (Tx A&I) 37'11¼.

SUN DEVIL OPEN

Tempe, Arizona, March 9: Rhonda Weddle of SCC (whatever that is) won an unusual triple to highlight the staging of Arizona State's Annual Sun Devil Open. Weddle won the javelin, the high jump and the 100m hurdles. A double winner was Natalie Kaaiawahia, representing PS (whatever that is) with wins in the shot and discus. Not much else happened. Kelley Cathey ambled a slow 800 and the ASU speedsters were out early.

JT/HJ/100H, Rhonda Weddle (SCC) 158'2/5'5½/16.48; 4x100, Arizona State (Brown-Ware-Washington-Foster) 46.07.

SP/DT, Natalie Kaaiawahia (PS) 49'10/163'0; 400, Tamika Foster (ASU) 56.28; 800, Kelley Cathey (NBTC) 2:17.97.

100, 1-Sharon Ware (ASU) 11.89, 2-Marbella Washington (ASU) 12.32; 200, 1-Marbella Washington (ASU) 24.81, 2-Pam Brown (ASU) 24.89.

4x400, ASU (Schwingbauer-Miller-Brown-Foster) 3:56.46.

DAY WINS THREE AT CAL

Berkeley, Cal, March 9: Sacramento State traveled to famed Edwards Stadium to meet the California Bears in a non-scoring affair, and the Hornets' Natalie Day wound up as the star performer of the afternoon, winning the long jump, the 200 and the 400.

JT, Jeannine Miller (Sac) 148'0; SP, Cindy Durschlag (Cal) 46'3; 100H, Helga Halldorsdottir (Cal) 14.87.

LJ/400/200, Natalie Day (Sac) 17'9/56.60/24.77; DT, Kim Kessler (Cal) 158'3; 4x400, Cal (Cole-Eccles-Zulaica-Halldorsdottir) 3:56.8.

OREGON LOOKS SHARP

Eugene, Oregon, March 16: Once again Oregon coach Tom Heinonen rises from the ashes to reveal a possible NCAA contender. Of course it's all done in the distances with a little help in the weight department, for Oregon has zip in the fast events.

Chief news from the Oregon Open Women's T&F Meet was the 3000 which brought together Kathy Hayes and Leann Warren. Warren led for all but the last couple of laps, then Hayes opened the burners and reeled off a scintillating early season 9:12.22, 70 meters in front of Warren who was running in her first outdoor race since July of 1982.

Other good performances came from Claudette Groenendaal with a 4:19.17 clocking over 1500 meters, just five second slower than her NCAA winning time last year, by West German Birgit Petersen with a solo 35:01.92 over 10k, and the 169'9 toss of the disc by a returning Quenna Beasley. Sally Harmon, not yet eligible but who will join the team when the second semester begins, won the javelin with 170'1.

JT, 1-Sally Harmon (Un) 170'1, 2-Kathy Gran (Ore) 153'10, 3-Shannon Gates (Ore) 152'10.

10000, 1-Birgit Petersen (Ore) 35'01.92, 2-Sherri Crang (Id) 35'28.76, 3-Debbie Myra (Port) 35:37.78.

4x100, Oregon (Talton-Golbert-Hilsenteger-Road) 46.80.

1500, 1-Claudette Groenendaal (Ore) 4:19.17, 2-Sissel Grottenberg (Nike) 4:27.31, 3-Brenda Bushnell (Ore) 4:29.48.

TJ, Sharon Johnson (Ore) 37'2¼; 400, Cidy Greiner (AW) 56.03; SP, 1-Quenna Beasley (Ore) 49'8¼, 2-Kam Johnson (Un) 46'8½.

HJ, Shari Collins (Ore) 5'8; 3000, 1-Kathy Hayes (Ore) 9:12.22, 2-Leann Warren (Ore) 9:24.47, 3-Ann Manning (Port) 9:35.95, 4-Kim Ryan (Ore) 9:53.90.....10-Rosa Guttierrez (Ore) 10:08.93.

DT, 1-Quenna Beasley (Ore) 169'9, 2-Cora Aguilar (Ore) 162'4.

TEXAS WHIPS UCLA 72-64

Los Angeles, Cal, March 16: A couple of new coaches, Terry Crawford at Texas and Bob Kersee at UCLA, had at each other in what was described as a "biggie" to begin the real 1985 outdoor season. Texas won it all, but it looked as though UCLA didn't want to win. Three Texans tied for first in the high jump at 4'5. Do you really believe there isn't anyone on that 32,000 student UCLA campus who can't high jump 4'6? A win in the high jump would have given the Bruins the meet. They also ran Canadian ace Angela Bailey in only the 400 - where she lost to a determined Susan Shurr.

Meanwhile, Texas was pulling no punches. Tara Arnold won the 800 and 1500, Shurr beat Olympian Bailey in the 400, and they won it even though losing both relays - the 4x100 by disqualification.

Really, it isn't fair to say UCLA didn't want the win. They had some great performances. Weight thrower Toni Lutjens was the triple winner in the shot, disc and spear. Freshman Gail Devers won the 100 hurdles over Canadian Olympian Karen Nelson of Texas, then won the 100 over Texas' Juliet Cuthbert, was second behind Cuthbert in the 200 and anchored the 4x100 relay team to a win and finished off the day with a 54.1 leg on the victorious 4x400 team. Of course, Jackie Joyner was not with the Bruins - she was off playing roundball somewhere.

Good to see Bruins Vickie Cook and Polly Plumer back in the track wars once again.

JT, 1-Toni Lutjens (UCLA) 147'8, 2-Kris Larson (UCLA) 147'4; HJ, 1-(tie) Terri Turner (T), April Cook (T) and Dedi Kavanaugh (T) 4'5.

SP, 1-Toni Lutjens (UCLA) 47'¼, 2-Dot Lane (T) 46'11, 3-Kris Larson (UCLA) 45'11½, 4-Dedi Kavanaugh (T) 44'8.

LJ, 1-Karen Nelson (T) 20'3, 2-Robyne Johnson (T) 19'10½; 3000, 1-Annie Schweitzer (T) 9:31.03, 2-Tania Fischer (C) 9:43.95, 3-Vickie Cook (C) 9:50.53.

4x100, 1=UCLA (Phillips-Bailey-Kellon-Devers) 46.37, Texas disqualified (false start).

1500, 1-Tara Arnold (T) 4:23.10, 2-Polly Plumer (C) 4:25.03, 3-Annie Schweitzer (T) 4:33.20.

DT, 1-Toni Lutjens (C) 173'4, 2-Kris Larson (C) 160'0, 3-Dot Lane (T) 158'7.

TJ, 1-Terri Turner (T) 40'7, 2-Robyne Johnson (T) 40'0½, 3-Carolyn Norman (C) 37'2¼.

100H, 1-Gail Devers (C) 13;3w, 2-Karen Nelson (T) 13.6w, 3-Robyne Johnson (T) 14.4w.

400, 1-Susan Shurr (T) 52.91, 2-Angela Bailey (T) 52.94, 3-April Cook (T) 56.50.

800, 1-Tara Arnold (T) 2:07.98, 2-Flo Walker (T) 2:09.3, 3-Maggie Sakinas (T) 2:13.23.

100 (+3.1), 1-Gail Devers (C) 11.59w, 2-Juliet Cuthbert (T) 11.65w, 3-Monica Phillips (C) 12.03w.

400H, 1-Gayle Kellon (C) 59.56, 2-Mimi King (T) 62.77. (Tonja Brown (Un) won the race in 57.73).

200 (+2.3), 1-Juliet Cuthbert (T) 23.36w, 2-Gail Devers (C) 23.74w....5-Sharrieffa Barksdale (Un) 24.83w.

4x400, 1-UCLA (Phillips 54.8-Kellon 54.4-Devers 54.1-Bailey 53.7) 3:37.04, 2-Texas (Turner-Arnold-Cook-Shurr) 3:44.20.

CSLA RELAYS

Los Angeles, Cal, March 17: Jennifer Inniss, Kerry Zaleski and Ramona Pagel each won a pair of events and unhealed USIU upset the CSLA 4x100 team of Tine Howard, Denean Howard, Denise Gonzales and Sandra Farmer for the highlights of the Cal State LA's Los Angeles Relays.

SP, Ramona Pagel (S Di) 57'5¼; HJ, Lori Clark (Un) 6'0, 2-Yvette Maufras (CSLA) 5'7,

HIGH SCHOOL REPORT

By Rich Ede



New High School Federation high jump record for Latrese Johnson, Clovis HS, California. Latrese cleared 6'2 $\frac{3}{4}$ " at the Yosemite Relays. (Jeff Johnson photo).

WEST POINT INVITATIONAL

West Point, NY, Feb. 3: Karen Petersson (Massapequa) outduelled Elizabeth Brenden (Rye Neck) in the closest finish of the night winning by 0.17 in the 3000 with Petersson clocking 10:18.31. Tanya Smolin claimed the high jump in a below-par 5'6.

55mH, 1-Hope Wright (Columbia) 8.39, 2-Anne Bansemir (Nutley, NJ) 8.40; 55m, 1-Gwen McRae (Monticello) 7.27, 2-Tanya Smolin (Randolph) 7.46, 3-Pat Cupid (Wingate) 7.53, 4-Bansemir 7.59.

200, 1-Claudette Rodgers (Half Hollow Hills) 25.73, 2-Bansemir 27.05; 400, 1-McRae 58.57, 2-Michelle Irby (Ramapo) 59.57, 3-Czimare Adams (Truman/Bronx) 59.84.

800, Valerie Betrand (Newfield) 2:13.79; 1500, 1-Margaret Scuro (Ridgewood, NJ) 4:36.16, 2-Kathy Franey (Massapequa) 4:38.63; 3000, 1-Karen Peterson (Massapequa) 10:18.31, 2-Elizabeth Brenden (Rye Neck) 10:18.48.

4x400, Truman 4:02.25, 2-Suffern 4:03.62; 4x800, 1-Columbia 9:44.45, 2-Warwick 9:45.65, 3-Lincoln 9:50.59, 4-Pearl River 9:52.5, 5-Suffern 9:57.8.

LJ, Susan Colabek (Albertus Magnus) 16'10 $\frac{1}{2}$ "; SP, Lisette Zachgo (Pascack Valley) 38'5 $\frac{1}{2}$ "; HJ, Smolin 5'6.

6'2 $\frac{3}{4}$ " FOR LATRESE JOHNSON

Sanger, California, March 16: Latrese Johnson (Clovis/Fresno, Ca) bettered the Federation record and equalled Lisa Bernhagen's high school best with a 6'2 $\frac{3}{4}$ " win in the Yosemite Relays.

NORTHRIDGE INVITATIONAL

Northridge, California, March 16: Chewaukil Knighten (Locke/LA) and Janeen Vickers (Pomona soph) lit up the individual events, Knighten nipping Vickers in the 100 (11.66) and 100H (13.90) with Vickers claiming the 400 (55.29). But it was Hawthorne and Muir (Pasadena) in the sprint relays that provided the real fireworks. Hawthorne won the 400 and 800 (46.17 and 1:37.14) over Muir - the latter the third best-ever. Muir then took the national lead in the mile relay with a 3:49.65. Newbury Park showed its distance strength in claiming the two mile relay and the distance medley (9:31.76 and 12:32.04) while Buena (Ventura) claimed the four mile relay in 21:30.00.

100, 1-Chewaukil Knighten (Locke/LA) 11.66, 2-Trish Giddens (Locke) 12.01, 3-Wheeler (Hawthorne) 12.04; 200, 1-Knighten 23.2, 2-Janeen Vickers (Pomona soph) 23.8, 3-Giddens 24.0, 4-Wheeler 24.5.

400, 1-Vickers 55.29, 2-Turner (Beverly Hills) 57.22; 800, Sims (Locke) 2:27.99; 1500, 1-Mooring (Hart) 4:54.18, 2-Rizzo (Hart) 4:54.18.

3000, Rizzo 10:37.74; 100H, 1-Knighten 13.90, 2-Vickers 14.06, 3-Edmonds (Hawthorne) 14.46.

4x100m, 1-Hawthorne 46.17, 2-Muir (Pasadena) 46.49, 3-Compton 47.79; 4x200m, 1-Hawthorne 1:37.14 (third fastest all time), 2-Muir 1:38.63.

4x440, 1-Muir 3:49.65, 2-Hawthorne 3:50.84; 4x880, 1-Newbury Park 9:31.76, 2-Hawthorne 9:43.15, 3-Buena (Ventura) 9:43.54, 4-Edison (Huntington Beach) 9:53.57.

Sp Med, Compton 4:05.30; D Med, 1-Newbury Park 12:32.04, 2-Buena 12:36.68, 3-Edison 12:40.44, 4-San Marino 12:52.75.

3-Mitzi McMillan (CA) 5'5, 4-Joan Russell (CA) 5'5.

1500/400, Kerri Zaleski (CA) 4:36.45/55.43; 4x100, 1-USIU 47.83, 2-CSLA 47.94; LJ, 1-Jennifer Inniss (Atoms) 21'4 $\frac{1}{4}$ "w, 2-Karen Cannon (CA) 19'1 $\frac{1}{2}$ "w, 3-Deanna Choise (WCA) 19'1 $\frac{1}{2}$ "w.

400, 1-Janet Burke (Puma) 55.77, 2-Connie Culbert (CA) 56.05; DT, 1-Ramona Pagel (S Di) 184'7, 2-Jacque Norton (Un) 178'2, 3-Janet Flewell (BRTC) 154'1, 4-Monica Wren (Un) 135'3.

100 (+0.02), 1-Jennifer Inniss (Atoms) 11.55, 2-Karen Cannon (CA) 12.09; (Race 2) +2.00, 1-Denean Howard (CSLA) 11.87, 2-Tina Howard (CSLA) 12.24.

JT, 1-Michelle Olivera (Un) 168'3, 2-Chris Johnson (USIU) 144'3; 4x400, CSLA (Tina Howard-D.Howard-Farmer-Dabney) 3:42.6.

35th FAMU RELAYS

Tallahassee, Florida, March 9: Mitchell of Alabama A&M and Almetha Roland of the home team each won two events to highlight the 35th Annual FAMU Relays. Mitchell captured the 800 and 1500 while Roland broke the tape in both hurdle races.

SP, 1-Janet Fitts (Tusk) 48'0, 2-Brown (Al A&M) 47'10; 800/1500, Mitchell (A&M) 2:14.76/4:43.23.

400, 1-Taylor (SC St) 55.00, 2-Elder (troy St) 56.35; 4x100, 1-Alabama A&M 46.24, 2-SC State 46.47, 3-Florida A&M 46.80.

4x800, SC State 9:25.39; 100H/400H, Almetha Roland (FAMU) 13.95/59.94; 100, 1-Young (Al A&M) 11.48, 2-Coulthrust (SC St) 11.80.

SpMed, SC State 3:58.27; 4x200, Alabama A&M 1:41.64; 4x400, 1-Florida A&M 3:44.14, 2-Alabama A&M 3:52.82; JT, Coker (Florida State) 155'5.

HJ, Paula McBride (Poly/Long Beach soph) 5'9; LJ, Mitchell (Diamond Bar) 18'0; TJ, Ralph (Reondo) 34'10; SP, Hall (Muir) 35'5 $\frac{1}{4}$.

MUSTANG RELAYS

San Diego, California, March 23: Mt. Carmel's Leslie Noll, 1983 440 section champ and 1984 cross country sensation, stepped into the 880 and coasted away from the field in 2:18.91 to claim athlete of the meet honors. Southwest highlighted the baton work, posting the best marks of the four divisions in all three flat relays (440, 880 Med, mile). Tragedy was averted when Orange Glen coach Jerry Fenton was reported recovering well after being knocked out after being hit in the head with a shot.

(Combined results of all four divisions): 100y, Vicki Williams (Southwest) 11.36; 880, Leslie Noll (Mt Carmel/Poway) 2:18.91; Mile, Robin Eager (Vista) 5:19.48.

2M, Kniffling (El Capitan/Chula Vista) 11:56.80; 4x110, Southwest 50.57; Shuttle relay, Serra 69.56.

880 Med, Southwest 1:51.84; 4x440, Southwest 4:11.36; SP, Karolina Leppaluoto (Mdison) 40'8; DT, Tracy Crawford (SW) 133'4; LJ, Tracy O'Rourke (San Marcos) 17'0.

MISSION VIEJO INVITATIONAL

Mission Viejo, Cal, March 23: This second-year meet has grown incredibly fast, (so much so that it extended 2 $\frac{1}{2}$ hours past its predicted ending), and showcased Hawthorne's powerhouse as the red and yellow-clad won 100, 200, 400, HJ, LJ, 400R and Mile relay (actually 2.3 meters short of a mile). Marks were generally not as spectacular as expected due to wind and heat, but Hawthorne left little doubt in the relays, winning each by a large margin.

100, Tami Stiles (Haw) 12.14; 200, Stiles 24.45; 400, Deanna Amy (Haw) 56.80; 800, Arrelao (Grossmont/SD) 2:15.22.

1600, Kathy Smith (Woodbridge/Irvine) 5:02.46, 2-Arreola 5:03.05; 3200, Hensen (Newport Harbor) 11:14.66.

100H, Edmonds (Haw, frosh) 14.90; 300H, Edmonds 46.3; 4x100, Hawthorne 47.14; Mile Relay (2.3m short), Hawthorne 3:55.43; HJ, Joanne Maldonado (Haw) 5'4; LJ, Gail Wadsworth (Haw) 17'6 $\frac{1}{2}$; TJ, Orr (Ocean View/Huntington Beach) 37'9 $\frac{1}{2}$, 2-Wadsworth 36'0; SP, Adams (Mission Viejo) 43'2, 2-Oden (Irvine) 42'0 $\frac{1}{2}$, 3-Gill (Western) 41'6; DT, Oden 134'6, 2-Paquette (Rancho Alamitos) 135'7.

SANTA BARBARA RELAYS

Santa Barbara, Cal, March 23: Thousand Oaks showed off its relay strength winning the 440, 880 and mile. The individual standout was Mt. View freshman Tracy Williams who claimed the two mile in 11:04.0.

100, Craven (Centennial/Compton) 12.3; 2M, Tracy Williams (Mt. View/El Monte frosh) 11:04.0; 440R, Thousand Oaks 50.5; MileR, Thousand Oaks 4:03.7.

880MedR, Thousand Oaks 1:50.4; DM, Buena (Ventura) 12:38.0; HJ, Wuerfl (Crescenta Valley) 5'2; LJ, Sharon Manship (TO) 16'9.

TJ, Lecia Baker (San Marcos) 34'3; SP, Baker 36'6 $\frac{3}{4}$; Team, 1-Thousand Oaks 53, 2-Dos Pueblos 40.

OUTDOOR MARKS

Marks received to 29 March

100 METERS

11.31 Gwen Torrence (Ga)
11.48 Dannette Young (AI A&M)
Wind aided
11.59 Gail Devers (UCLA)

200 METERS

22.84* Valerie Brisco (WCAC)
22.84 Lillie Leatherwood (AI)
22.92 Chandra Cheeseborough (AW)
23.12 Dannette Young (AI A&M)
23.24* Ailce Brown (WCAC)
23.34* Florence Griffith (WCAC)
23.44* Chewaukil Knighten (Cal HS)
23.64* Lesley Maxie (Cal HS)
Wind aided
23.36 Juliet Cuthbert (Tx)

400 METERS

52.91 Susan Shurr (Tx)
52.94 Angela Bailey (UCLA/Can)

800 METERS

2:04.67 Claudette Groenendaal (Ore)
2:05.34* Rose Monday (Puma)
2:05.74 Leann Warren (Ore)
2:06.75 Aisling Molloy (BYU/Ire)

1500 METERS

4:19.17 Claudette Groenendaal (Ore)
4:19.32 Renee Odom (Hst Har)

3000 METERS

9:12.22 Kathy Hayes (Ore)
9:24.47 Leann Warren (Ore)

10000 METERS

33:42.94* Katie Ishmael (Wis)
34:18.74* Patti Gray (UC Davis)
34:20.64* Ellen Lyons (Stanford)
34:21.84* Lynda King (Va Tech)
34:22.24* Roxanne Polo (Va Tech)

100m HURDLES

13.28 Maria Usifo (Tx Sth/Nig)
13.73 Gail Devers (UCLA)
13.74 CeCe Chandler (CP/SLO)
13.84* Karen Nelson (Tx)
Wind aided
13.54* Gail Devers (UCLA)

400m HURDLES

57.73 Tonja Brown (Un)
58.79 Latanya Sheffield (S Di)
59.26 Gail Devers (UCLA)

HIGH JUMP

6'2¾ Latrese Johnson (Cal HS)
6'2 Coleen Sommer (ATC)
6'0

HIGH JUMP

6' 2¾ Latrese Johnson (Cal HS)
6' 2 Coleen Sommer (ATC)
6' 0 Lorl Clark (Un)
5'11½ Katrina Johnson (Az)
5'11½ Lisa Bernhagen (Stanford)
5'11½ Sue McNeal (CP/SLO)
5'11¼ Janet Nicolls (Un)

LONG JUMP

20' 7 Sabrina Williams (USC)
20'3½ Kathrene Wallace (Tx Sth)
20'3 Karen Nelson (Tx/Can)
20'2¾ Janet Yarbrough (S&S)
20'1 Maryse Ewanje-Epee (Az/Fra)
20'0 Jolanda Jones (Hst)
Wind aided
21'4¾ Jennifer Inniss (Atoms/Guy)

TRIPLE JUMP

40'9½ Tami Stevenson (Sthn)
40'7 Yvette Bates (USC)
40'7 Terri Turner (Tx)
40'3 Voegl Newsome (FI A&M)
40'0½ Robyne Johnson (Tx)
39'9 McCall (CS Hayward)
39'6¾ Sandra Eastman (SC St)
39'6 Collette Williams (SC St)

SHOT PUT

61'5½ Ramona Pagel (Un)
61'2¼ Bonnie Dasse (CA)
55'1½ Lorraine Costanzo (Az)
52'6½ Peggy Pollak (CA)
52'3 Carla Garrett (Az)
52'0 Diane Clements (USC)
51'3 Dot Jones (Fresno State)
50'5¼ Jacque Norton (CA)
50'3¼ Gail Smith (Iowa)

DISCUS

188' 8 Ramona Pagel (Un)
184'10 Laura DeSnoo (S Di)
180' 1 Quenna Beasley (Ore)
178'11 Lacey Barnes (Fresno St)
178' 2 Jacque Norton (CA)
175' 8 Toni Lutjens (UCLA)
175' 1 Karen Nickerson (Stanford)
170' 5 Janet Mathews (FI)

JAVELIN

191' 1 Iris Gronfeldt (AI/Ice)
180' 0 Martha Hart (Az)
179' 3 Michelle Olivera (Un)
175'10 Liz Mueller (S Di)
170' 4 Lisa Torrison (Wash)
170' 1 Sally Harmon (Un)

HEPTATHLON

5500 Janet Nicolls (Un)
5420 Heidi Mann (FI)
5370 Yutta Shelton (AI)
5318 Janet Yarbrough (S&S)
5218 Sharon Anson (CP/SLO)

4x100m RELAY


45.40 Texas Southern
45.47 Georgia
45.54* USC
45.89 Washington
45.94 San Diego State
46.04 New Mexico
46.07 Arizona State
46.17 Hawthorne HS, Cal
46.22 Cal Poly/SLO
46.24 Alabama A&M

4x200m RELAY

1:35.09 Houston
1:35.45 Texas Southern
1:35.84* Georgia
1:37.13 Jackson State
1:37.14 Hawthorne HS, Cal
1:37.31 Southern
1:37.58 USC
1:37.84* South Carolina State

DISTANCE MEDLEY

11:48.48 Michigan
11:52.74 Florida
11:56.29 UCLA



NCAA action. Joanne Kehs passes off to Veronica McIntosh as Villanova is on its way to victory in the 4x800 relay. (Jeff Johnson).

ADDITIONAL INDOOR EVENTS

50 YARDS (*=Hand time +0.24)

6.02	(1)	Diane Dixon (Atoms)	Toronto	2-01
6.11	(2)	Marita Payne (Bud/Can)	Toronto	2-01
6.13	(5)	Sharon Danville (NBTC/GRB)	Toronto	2-01
6.14*	(1)	Johnson (Col HS)	Boulder	1-05
6.18	()	Charlene Hilton (Va HS)		
6.19	(1)	Carole Williams (Miss Vly)	Jackson	12-08

60 METERS

7.34	(1)	Brenda Cliette (Bud)	Louisville	2-09
7.48	(2)	Benjamin (Tn)	Louisville	2-09
7.53	(3)	Angela Williams (TSU)	Louisville	2-09
7.57h	(2)	Barbara Frazier (TSU)	Louisville	2-09
7.57h	(3)	Vivian Brown (Jks St)	Louisville	2-09
7.62h	(3)	Randy Givens (Bud)	Louisville	2-09

1985 US INDOOR LIST

Please send additions and corrections to WTFW, PO Box 850, Cedar Glen, California 92321.

h=heat; s=semi final; t=tie; Q=qualifying mark; H=heptathlon mark

50 METERS (*=HT +0.24)

6.30	(1)	Alice Brown (WCAC)	Rosemont	1-27
6.31	(2)	Brenda Cliette (Bud)	Rosemont	1-27
6.32	(3)	Chandra Cheeseborough (AW)	Rosemont	1-27
6.34	(4)	Valerie Brisco (WCAC)	Rosemont	1-27
6.36	(2)	Angela Thacker (Nb)	Saskatoon	12-29
6.39	(1)	Lillie Leatherwood (Al)	Sherbrooke	1-13
6.50	(2)	Rhonda Blanford (Nb)	Sherbrooke	1-13
6.50	()	Florence Griffith (WCAC)		
6.51	()	Kris Eiring (Wis)		
6.54	()	Mary Bolden (Puma)		
6.57	(3)	Marita Payne (Bud/Can)	Sherbrooke	1-13
6.64*	(1)	Tammy Henderson (W Va)	Syracuse	1-13
6.64*	(2)	Tracey Armstead (Cortland)	Syracuse	1-13
6.64*	(1)	Camille Coats (Ab Chr)	Sherbrooke	3-03

60 YARDS/55 METERS

6.56	(1)	Alice Brown (WCAC)	New York	2-22
6.65h	(1)	Vivien McKenzie (Iowa)	Columbus	3-02
6.70	(1)	Angela Thacker (Nb)	Lincoln	2-09
6.71	(1)	Juliet Cuthbert (Tx/Jam)	Lawrence	1-19
6.72	(2)	Chandra Cheeseborough (AW)	East Rutherford	2-09
6.72	(1)	Gwen Torrance (Ga)	Gainesville	2-09
6.75	()	Merlene Ottey (Un/Jam)		
6.75	(1)	Michelle Finn (Fl St)	Syracuse	3-09
6.78	(1)	Jennifer Inniss (Atoms/Guy)	New York	1-25
6.79	(2)	Rhonda Blanford (Nb)	Lincoln	2-23
6.80h	()	Davera Taylor (Iowa)	Lincoln	2-09
6.80	(2)	Brenda Cliette (Bud)	New York	2-22
6.80s	(1)	Sheila Echols (LSU)	Baton Rouge	2-22
6.82	(1)	Tammy Henderson (W Va)	Morgantown	2-09
6.83	(1)	Michelle Glover (Hst)	Ft Worth	2-15
6.84	(2)	Florence Griffith (WCAC)	Ingleswood	2-08
6.84	(1)	Wendy Vereen (Morg St)	Chapel Hill	
6.84	(2)	Esmeralda Garcia (Fl St/Bra)	Gainesville	3-02
6.84	(3)	Rose Gilmore (E Ky)	Gainesville	3-02
6.84h	(3)	Inger Peterson (UNLV)	Syracuse	3-08
6.86	(3)	Janet Burke (Un/Jam)	Los Angeles	1-18
6.86	(4)	Zelda Johnson (Wash)	Los Angeles	1-18
6.86h	(2)	Mary Bolden (Puma)	New York	2-22
6.87s	(2)	Sandra Smith (Ga)	Baton Rouge	2-22
6.88h	(1)	Katrice Harris (Rice)	Ft Worth	2-15
6.88	(1)	Kathrene Wallace (Tx Sth)	Kansas City	2-22
6.89	(2)	Susan Shurr (Tx)	Lawrence	1-19
6.89s	(2)	Kris Eiring (Wis)	New York	2-22
6.89h	(1)	Patricia Davis (St John's)	Fargo	3-15
6.90h	(4)	Jeanette Bolden (WCAC)	New York	1-25
6.90	(1)	Leisa Davis (Ok St)	Norman	2-08
6.90	(1)	Sowell (NE Ok CC)	Fayetteville	3-02
6.92	(1)	Virgie Bullie (Midland)	Omaha	1-16
6.92	(3)	Michelle King (LSU)	Lawrence	1-19
6.92	(2)	Gloria Gregory (Wis/Mil)	Kansas City	2-22
6.92	(4)	Lillie Leatherwood (Al)	Baton Rouge	2-23
6.92	(3)	Michelle Walsh (Az/Ire)	Flagstaff	3-02
6.93	(2)	Eunice Ashford (Toledo)	Morgantown	2-09
6.94	(1)	Diane Dixon (Atoms)	Princeton	12-23
6.94	(3)	Andrea Bush (Col Fly)	Albuquerque	1-26
6.94	(1)	Odessa Smalls (Mich St)	Ann Arbor	2-09
6.94	(3)	Stephanie Saleem (NJ HS)	East Rutherford	2-09
6.94	(2)	Selena Coulthrust (SC St)	Chapel Hill	
6.95	(3)	Richardson (Mo)	Lincoln	2-23

200 METERS (*=HT +0.24; †=220y -0.10)

22.82†	(1)	Valerie Brisco (WCAC)	New York	2-22
23.12†h	(1)	Florence Griffith (WCAC)	New York	2-22
23.56†h	(1)	Randy Givens (Bud)	New York	2-22
23.87†	(3)	Grace Jackson (Atoms/Jam)	New York	2-22
23.89	(3)	Jeanette Bolden (Un)	Paris	1-19
24.20†	(1)	Stephanie Saleem (NJ HS)	Princeton	1-13
24.20†	()	Diane Dixon (Atoms)		
24.24†	()	Wndy Vereen (Morg St)		
24.25†h	(2)	Angela Williams (TSU)	New York	2-22
24.27	(1)	Tammy Henderson (W Va)	Morgantown	2-09
24.27†h	(2)	Barbara Frazier (TSU)	New York	2-22
24.43	(2)	Sophia Hunter (Del St/Jam)	Fairfax	1-13
24.46†h	(3)	Odessa Smalls (Mich St)	New York	2-22
24.72	(3)	Joann Major (Del St)	Fairfax	1-13
24.76	(1)	Alice Jackson (PAL)	Cambridge	1-27
24.83	(3)	Eunice Ashford (Toledo)	Morgantown	2-09

300 YARDS (*=HT +0.24)

33.81	(1)	Juliet Cuthbert (Tx/Jam)	Lawrence	1-19
33.82	(1)	Angela Thacker (Nb)	Lincoln	2-23
33.96h	(1)	Katrice Harris (Rice)	Baton Rouge	2-25
34.12h	(1)	Lavonna Martin (Tn)	Baton Rouge	2-22
34.24	(1)	Diane Dixon (Atoms)	Princeton	12-23
34.61	(1)	Denise Bullocks (Chi St)	Champaign	2-16
34.78	(2)	Angie Phipps (LSU)	Lawrence	1-19
34.84*	(2)	Ilrey Oliver (Tn/Jam)	Bloomington	2-02
34.86	(1)	Davis (Fl St)	Baton Rouge	2-09
34.87	(2)	King (Kan St)	Lincoln	2-23
34.94	()	Stephanie Saleem (NJ HS)		
34.94	(1)	Lillie Leatherwood (Al)	Lawrence	2-09
34.98	(1)	Michelle Walsh (Az/Ire)	Columbia	1-26
35.01	(3)	Sheila Echols (LSU)	Baton Rouge	2-23
35.04	(4)	Gwen Torrance (Ga)	Baton Rouge	2-23
35.04	(1)	Sowell (NE Ok CC)	Fayetteville	3-02
35.15	(1)	Cerelle Moore (Ok)	Norman	2-08
35.17	(1)	Michelle Morris (LSU)	Baton Rouge	1-26
35.22	(2)	Kim Dunlap (Ill)	Champaign	2-16
35.24h	(2)	Robin Benjamin (Tn)	Baton Rouge	2-22
35.26	(1)	Rose Gilmore (E Ky)	Murfreesboro	2-23
35.31	(1)	Adriane Diamond (Ind)	Bloomington	2-08
35.33	(2)	Tanya McIntosh (Rice)	Baton Rouge	1-26
35.34	(1)	Rhonda Blanford (Nb)	Lincoln	1-19
35.43	(1)	Odessa Smalls (Mich St)	Ann Arbor	2-09
35.44	(5)	Rose Lofton (LSU)	Baton Rouge	2-23
35.46h	(1)	Michelle King (LSU)	Baton Rouge	2-22
35.52	(2)	Deidre Jackson (PV)	Norman	2-08
35.53	(2)	Esmeralda Garcia (Fl St/Bra)	Baton Rouge	2-09
35.54*	()	Tasha Downing (Mass HS)		
35.54	(3)	Camille Coates (Ab Chr)	Norman	2-08
35.61	(3)	Cecelia Nunez (Rice)	Lawrence	1-19
35.63h	(2)	Cheryl Glenn (Aub)	Baton Rouge	2-22
35.64	(1)	Vivien McKenzie (Iowa)	Iowa City	2-16
35.66	(3)	Michelle Finn (Fl St)	Baton Rouge	1-26
35.67	(2)	Sybil Perry (Purdue)	Bloomington	2-08
35.69	(4)	Evan Williams (PV)	Baton Rouge	1-26
35.70	(1)	Dorothea Brown (Wis)	Madison	2-23
35.94*h	(1)	Althea Thomas (Way Bap)	Norman	2-08
36.01	(2)	Vickie Boone (Lincoln)	Iowa City	2-16
36.02	(3)	Narcelle Kendall (Mich St)	Champaign	2-16
36.05h	(2)	Sandra Smith (Ga)	Baton Rouge	2-22
36.07	(1)	Gretchen Baker (Ind)	Bloomington	1-11
36.07	(1)	Virgie Bullie (Midland)	Omaha	1-16
36.13	(1)	Edna Nedric (Ohio St)	Charleston	2-02
36.14*	(3)	Eunice Ashford (Toledo)	Bloomington	2-02
36.14	(4)	Kristi Allen (Ind)	Bloomington	2-16
36.21	(6)	Pam Hawkins (Fl St)	Baton Rouge	1-26
36.24*	(1)	Kelly Mathews (Iowa St)	Minneapolis	1-26
36.27	(1)	Maxine Best (Murray St)	Madison	2-09
36.28	(4)	Danyel Wofford (LSU)	Madison	2-02
36.31	(2)	Curry (W Mich)	Ann Arbor	2-09
36.34*	(1)	Kirby (Temple)		
36.34	(8)	Clara Hairston (Aub)	Baton Rouge	1-26
36.35	()	Giselle Harris (NJ HS)		
36.35h	(3)	Gina Washington (Aub)	Baton Rouge	2-22
36.38	(2)	Michelle Milling (Nb)	Lincoln	1-19
36.44	(1)	Susan Samuels (Nb)	Lincoln	2-02
36.46	(4)	Paulette Bryant (Mich St)	Champaign	3-02
36.49	(1)	Janice Carter (Penn St)	University Park	2-23
36.64*	(1)	Lorna Peters (N Col)	Kearney	2-02

300 METERS

38.52	(1)	Odessa Smalls (Mich St)	Columbus	3-02
38.63	(1)	Sophia Hunter (Del St/Jam)	Fairfax	12-01
38.74*h	(2)	Kim Dunlap (Ill)	Columbus	3-02
38.76	(2)	Sybil Perry (Purdue)	Columbus	3-02
38.83	(1)	Juliet Cuthbert (Tx/Jam)	Princeton	12-30
38.84	(1)	Michelle Thompson (Ohio St)	Columbus	2-09
38.94	(1)	Janet Davis (Fl St)	Gainesville	2-03
38.98	(2)	Wendy Vereen (Morg St)	Fairfax	12-01
39.09	(1)	Cynthia Green (Gram/Jam)	Jackson	12-08
39.09	(1)	Piper Bressant (Fl)	Gainesville	2-09
39.11	(2)	Denise Mitchell (Fl)	Gainesville	2-09
39.14*h	(2)	Edna Nedric (Ohio St)	Columbus	3-02
39.15	(2)	Donna King (Kan)	Sherbrooke	2-02
39.18	(3)	Vivian McKenzie (Iowa)	Columbus	3-02
39.33	(2)	Alice Jackson (Mich)	Saskatoon	12-29
39.33	(2)	Cindy Kirby (Temple)	Newark	2-09
39.41	(1)	Youree Spence (St John's)	Syracuse	2-17
39.43	(2)	Brenda Cliette (Bud)	Gainesville	2-03
39.49	(1)	Debbie Ford (Ill St)	Normal	3-02
39.51	(2)	Stephanie Saleem (NJ HS)	Princeton	12-30
39.52	(1)	Ingrid Boyce (E Mich)	Ypsilanti	2-22
39.54*	()	Cathron Birge (Va HS)		
39.55	(2)	Karen Brown (Wich St)	Normal	3-02
39.63	(1)	Terri Dendy (G Mason TC)	Fairfax	2-17
39.67	(3)	Julie Johnson (Sav CC)	Gainesville	2-09
39.74*h	(3)	Davera Taylor (Iowa)	Columbus	3-02

39.79	(3)	Rochelle Stevens (Morg St)	Newark	2-09	55.74†	(6)	Fawn Young (Auburn)	Gainesville	3-02
39.83	(2)	JoyAnn Clarke (E Mich)	Ypsilanti	2-22	55.84†	(2)	Knyn (Un)	Boston	1-20
39.93	(1)	Yolanda Waddles (Nb)	Fayetteville	1-26	55.89†	(1)	Connie Hitchcock (Howard)	Johnson City	1-18
39.98	(3)	Denise Blackman (S III)	Normal	3-02	55.94†	(1)	Nurie Johnson (SSTC)	Blacksburg	1-26
40.01	(3)	Maxine Best (Mich St)	Normal	2-16	55.96	(1)	Deborah Ford (III St)	Lafayette	1-26
40.02	(2)	Gwen Williams (Miss Vly)	Jackson	12-08	55.98	(5)	Michelle Collins (Del St)	New Haven	3-03
40.04	(3)	Gall Emanuel (Gram/Tri)	Jackson	12-08					
40.05	(4)	Evan Williams (PV)	Jackson	12-08					
40.05	(1)	Maicel Malone (THTC)	Lafayette	1-26					
40.10	(4)	Esmeralda Garcia (FI St/Bar)	Gainesville	2-03	500 YARDS (*=HT +0.14)				
40.14	(1)	Zelda Johnson (Wash)	Moscow, Id	2-02	1:02.44*	(1)	Valerie Brisco (WCAC)	San Diego	2-15
40.14*h	(1)	Alicia Bass (Purdue)	Columbus	3-02	1:02.64*	(2)	Diane Dixon (Atoms)	San Diego	2-15
40.18	(5)	Michelle Finn (FI St)	Gainesville	2-03	1:04.14*	(1)	Chewuakli Knighten (Cal HS)	Los Angeles	1-18
40.19	(2)	Vivienne Soence (Mont)	Moscow, Id	2-02	1:04.44*	(4)	Renee Ross (S DI)	San Diego	2-15
40.22	(4)	Nina Thompson (Wich St)	Normal	3-02	1:04.45	(1)	Joetta Clark (AW)	Princeton	12-30
40.24	(3)	Eunice Ashford (Toledo)	Ypsilanti	2-22	1:05.14*	(1)	Vickers (Cal HS)	Los Angeles	1-18
40.28	(1)	Selena Coulthrust (SC St)	Gainesville	1-27	1:05.24*	(2)	Michelle Taylor (Cal HS)	Los Angeles	1-18
40.30	(2)	Thorna Scott (Tx Tech)	Fayetteville	1-26	1:06.32	(3)	Cynthia Green (Gram/Jam)	Princeton	12-30
40.30	(5)	Deborah Ross (Drake)	Normal	2-16	1:06.34*	(2)	Alice Jackson (Atoms/Jam)	Princeton	12-30
40.30	(2)	Debbie Grant (VII)	Syracuse	2-17	1:06.86	(2)	Gail Conway (SMTC)	Inglewood	2-08
40.44*h	(2)	Kristi Allen (Ind)	Columbus	3-02	1:08.44*	(3)	Tanya McIntosh (Rice)	Princeton	12-23
40.44*h	(3)	Paulette Bryant (Mich St)	Columbus	3-02	1:08.74*	(2)	Blalock (Cal HS)	Los Angeles	1-18
40.45	(3)	Susan Samuels (Nb)	Fayetteville	1-26	1:08.84*	(3)	Banks (Cal HS)	Los Angeles	1-18
40.46	(4)	Lana Rice (Toledo)	Ypsilanti	2-22					
40.52	()	Kelli Roberts (Md HS)			500 METERS (*=HT +0.14)				
40.58	(2)	Shirley Bodden (Waters TC)	Fairfax	2-17	1:09.75	(1)	Joetta Clark (AW)	Gainesville	3-02
40.59	(1)	Paula Burma (SD St)	Vermillion	2-22	1:10.41	(1)	Leisa Davis (Ok St)	Fayetteville	1-26
40.65	()	Charlene Hinton (Va HS)			1:10.46	(1)	Cynthia Green (Gram/Jam)	Syracuse	3-09
40.67	(3)	Rhonda Mason (J Madison)	Fairfax	2-17	1:10.56	(2)	Marcia Tate (Nb/Can)	Fayetteville	1-26
40.74*	(4)	Sandra Smith (Ga)	Gainesville	2-09	1:11.03	(2)	Arlise Emerson (Nike)	Saskatoon	12-29
40:75	(4)	Louann Alston (DC)	Newark	2-09	1:11.44	(3)	yolanda Small (Gra/Jam)	Syracuse	3-09
40.80	(4)	Patricia Mebane (J Madison)	Fairfax	2-17	1:11.79	(4)	Wendy Truvillion (LSU)	Syracuse	3-09
40.83h	(1)	Lori Lancaster (VII)	Syracuse	2-16	1:11.95	(1)	Piper Bressant (FI)	Gainesville	2-03
40.84h	(2)	Chris Harvey (Syr)	Syracuse	2-16	1:11.96	(1)	Schowanda Williams (LSU)	Flagstaff	3-02
40.84*	(1)	Celeste Halliday (Ct HS)	New Haven		1:12.03	(1)	Gail Bryant (Va)	Fairfax	2-17
40.86	(3)	Frederica Jones (Ct)	Syracuse	2-17	1:12.05	(1)	Debbie Grant (VII)	New Haven	3-03
40.88	(3)	Tracy Raade (USO)	Moscow, Id	2-02	1:12.13	(5)	Michelle Maxey (Kan St)	Syracuse	3-09
40.91h	(2)	Joanne Van Rensselaer (VII)	Syracuse	2-17	1:12.14*	(5)	Stephanie Hines (Ga)	Gainesville	3-02
40.94	(6)	Pam Hawkins (FI St)	Gainesville	2-03	1:12.34	(2)	Chris Crowther (FI)	Gainesville	2-03
					1:12.37	(1)	Adrienne Diamond (Ind)	Columbus	3-02
					1:12.58	(3)	Veronica McIntosh (VII)	Gainesville	2-03
					1:12.73	(3)	De Ross (Drake)	Lincoln	2-09
					1:13.12	(2)	April Cook (Tx)	Flagstaff	3-02
					1:13.27	(2)	Angie Tyler (UMES)	Fairfax	2-17
					1:13.28	(3)	Penny Sparks (Temple)	Fairfax	2-17
					1:13.43	(1)	Denise Mitchell (FI)	Gainesville	1-27
					1:13.46	(1)	Rochelle Stevens (Morg St)	Fairfax	12-01
					1:13.50	(1)	Maria Shoup (W Mich)	Ypsilanti	2-22
					1:13.68	(3)	Janice Vetter (Az)	Flagstaff	3-02
					1:13.80	(4)	Chris McKay (FI/Can)	Gainesville	2-03
					1:13.80	(1)	Cellie Watson (W III)	Normal	3-02
					1:13.80	(2)	Kristi Kropp (Wis)	Columbus	3-02
					1:14.06h	(4)	Reid (Boston Cig)	Syracuse	3-08
					1:14.08	(1)	Lavonda Luckett (PV)	Jackson	12-08
					1:14.33	()	Cathron Birge (Va HS)		
					1:14.34	(2)	Jayne O'Brien (Lafayette)	New Haven	3-03
					1:14.35	(3)	Camela Royster (Temple)	New Haven	3-03
					1:14.54*	(1)	Kathy Turley (W III)	Normal	12-08
					1:14.54*	(1)	Vicky Davis (Ind)	Columbus	3-02
					600 YARDS (*=HT +0.14)				
					1:19.69	(1)	Marcia Tate (Nb/Jam)	Lincoln	2-23
					1:20.40	(1)	Piper Bressant (FI)	Baton Rouge	2-23
					1:20.41	(1)	Leisa Davis (Ok St)	Oklahoma City	1-19
					1:20.77	(1)	Wendy Truvillion (LSU)	Baton Rouge	2-09
					1:21.04	()	Radius Guess (Un)		
					1:21.07	(1)	Camille Cato (LSU/???)	Champaign	2-16
					1:21.14	(2)	Chris Crowther (FI)	Baton Rouge	2-23
					1:21.39	(3)	Schowanda Williams (LSU)	Baton Rouge	2-23
					1:21.41	(4)	Jackie Robien (LSU)	Baton Rouge	2-23
					1:21.82	(1)	April Cook (Tx)	Ft Worth	2-15
					1:21.89	(2)	Maria Shoup (W Mich)	Champaign	2-16
					1:22.24	(1)	Deborah Ross (Drake)	Lincoln	2-02
					1:22.46	(1)	Janice Reid (Boston Cig)	Chestnut Hills	2-24
					1:22.48	(1)	Lavonda Luckett (PV)	Norman	2-08
					1:22.75	(1)	Vicky Davis (Ind)	Bloomington	2-16
					1:22.84*	(1)	Tamm Hart (Un)	Annapolis	2-16
					1:22.84*	(1)	Sharon Powell (E Ok CC/Jam)	Fayetteville	3-02
					1:22.97	(1)	Michelle Maxey (Kan St)	Lincoln	1-19
					1:23.04*	(1)	Kristi Kropp (Wis)	Madison	1-26
					1:23.11	(1)	Tina Parrott (Ind)	Bloomington	1-18
					1:23.29	(2)	Florence Walker (Tx)	Ft Worth	2-15
					1:23.34	(2)	Rhonda Phillips (Purdue)	Bloomington	1-18
					1:23.65	(3)	Jolanda Jones (Hst)	Ft Worth	2-15
					1:23.98	(1)	Aisling Molloy (BYU/Ire)	Provo	1-26
					1:24.00h	(1)	Cellie Matson (W III)	Iowa City	2-16
					1:24.04*	(1)	Karen Woods (Temple)		12-02
					1:24.21	(2)	Justine Craig (Ab Chr/NZ)	Norman	2-08
					1:24.22h	(4)	Tracy Nelson (Tn)	Baton Rouge	2-22
					1:24.25	(3)	Sandra Silvera (Ok)	Norman	2-08
					1:24.30	(4)	Norri McAfee (PV)	Norman	2-08
					1:24.36	(2)	Angie Helmer (Kan)	Lincoln	2-02
					1:24.41	(3)	Doreen Best (Grambling)	Baton Rouge	1-26
400 METERS (*=HT +0.14; †=440y -0.14)									
51.90†	(1)	Diane Dixon (Atoms)	New York	2-22					
52.63	(1)	Valerie Brisco (WCAC)	East Rutherford	2-09					
52.77	(1)	Susan Shurr (Tx)	Flagstaff	3-02					
53.12	(1)	Lillie Leatherwood (Al)	Syracuse	3-09					
53.14†	(2)	Andrea Thomas (NY HS)	New York	2-22					
53.25†	(3)	Charmaine Crooks (Bud/Can)	New York	2-22					
53.31†	(1)	Kella Bolton (PE)	Johnson City	1-19					
53.44	(2)	Michelle Walsh (Az/Ire)	Flagstaff	3-02					
53.57	(2)	Gall Emmanuel (Gram/Tri)	Syracuse	3-09					
53.83†h	(1)	Leisa Davis (Tn/Jam)	Norman	2-08					
54.00†	(4)	Maxine McMillan (TSU)	New York	2-22					
54.06	(4)	Ilrey Oliver (Tn/Jam)	Syracuse	3-09					
54.22	(2)	Brenda Cliette (Puma)	Richfield	2-17					
54.35	(1)	Adrienne Diamond (Ind)	Columbus	3-02					
54.41	(1)	Marita Payne (Bud/Can)	Sherbrooke	1-13					
54.44†	(3)	Sharrieffa Barksdale (Un)	Johnson City	1-19					
54.46	(1)	Carol Williams (Miss Vly)	Jackson	3-02					
54.55	(5)	Tanya McIntosh (Rice)	Syracuse	3-09					
54.58	(2)	Marcia Tate (Nb/Jam)	Sherbrooke	1-13					
54.62†	(1)	Denise Blackman (S III/Bar)	Champaign	2-16					
54.64	(3)	Cynthia Green (Gram/Jam)	Louisville	2-09					
54.65	(3)	Terri Julian (Ga)	Gainesville	3-02					
54.66†	(2)	Jocelyn Tatum (PV)	Norman	2-08					
54.79	(4)	Denise Mitchell (FI)	Gainesville	3-02					
54.80	(2)	Karen Lawson (Jsk St)	Jackson	3-02					
54.81	(2)	Michelle Maxey (Kan St)	Lincoln	2-23					
54.81†	(2)	Denise Bullocks (Chi St)	Champaign	2-16					
54.82†	(2)	Florence Griffith (WCAC)	Los Angeles	1-18					
55.03	(1)	Connie Hitchcock (Howard)	Fairfax	2-17					
55.03†h	(2)	Michelle Morris (LSU)	Baton Rouge	2-22					
55.09†	(3)	Andrea Berry (Hst)	Norman	2-08					
55.14	(1)	Donna Neale (Brown)	New Haven	3-03					
55.24	(3)	Ella Smith (Tx Chr)	Flagstaff	3-02					
55.25	(2)	Darlene Jefferson (Del St)	New Haven	3-03					
55.28†	(1)	Carol Williams (Miss St)	Kansas City	2-22					
55.30	(2)	Marcelle Kendall (Mn)	Columbus	3-02					
55.32†	(3)	Gwen Gardner (Hawaii)	Los Angeles	1-18					
55.33	(3)	Vicky Davis (Ind)	Columbus	3-02					
55.36	(3)	Jullie Johnson (Sav CC)	Gainesville	2-09					
55.37†	(4)	Latanya Sheffield (S DI)	Los Angeles	1-18					
55.39	(1)	Stewart (UNLV)	Flagstaff	2-27					
55.42	(3)	Janice Carter (Penn St)	New Haven	3-03					
55.44†	(5)	Janet Davis (FI St)	Gainesville	3-02					
55.45	(2)	Veronica Williams (St Aug)	Fairfax	2-17					
55.47	(3)	Trina Creekmore (Hampton)	Fairfax	2-17					
55.55h	(1)	Juliet Cuthbert (Tx/Jam)	Ft Worth	2-15					
55.55	(1)	Veronica McIntosh (VII)	Syracuse	2-17					
55.56†	(2)	Michelle Milling (Nb)	Lincoln	1-19					
55.60†	(3)	Arlise Emerson (PE)	Dallas	2-02					
55.65	(4)	Michelle Thompson (Ohio St)	Columbus	3-02					
55.66	(4)	Cynthia Kirby (Temple)	New Haven	3-03					
55.67	(2)	Janice Reid (Boston Cig)	Syracuse	2-17					
55.70†	(6)	Piper Bressant (FI)	Johnson City	1-19					

600 METERS (*=HT +0.14)

1:30.26	(1)	Arlise Emerson (Nike)	Saskatoon	1-29
1:31.23	(1)	Diane Dixon (Atoms)	Toronto	2-01
1:31.29	(2)	Delisa Walton (adidas)	Toronto	2-01
1:32.00	(3)	Charmaine Crooks (Bud/Can)	Toronto	2=01
1:32.44*	()	Andrea Thomas (NY HS)		
1:33.26	(2)	Justine Craig (Ab Chr)	Sherbrooke	2-02

800 METERS (*=HT +0.14; †=880y -0.70)

2:02.30	(1)	Joetta Clark (AW)	East Rutherford	2-09
2:03.54	(1)	Diane Richburg (Gaz Int)	Rosemont	1-27
2:03.74	(2)	Delisa Walton (adidas)	Rosemont	1-27
2:04.24†*	(4)	Lee Arbogast (AW)	Dallas	2-02
2:04.42†	(3)	Rose Monday (Puma)	New York	2-22
2:04.74†*	(2)	Dorian Lambelet (AW)	San Diego	2-15
2:06.08	()	Christine Slythe (LSU/Can)		
2:06.26	(1)	Tina Krebs (Clem/Den)	University Park	2-23
2:06.51†	(3)	Karol Davidson (Un)	Johnson City	1-19
2:06.81	()	Tara Arnold (Tx)		
2:07.14*	(1)	Veronica McIntosh (Vil)	Boston	1-12
2:07.16	(1)	Patty Bradley (adidas)	Ann Arbor	2-09
2:07.24*	()	Mary Decker (AW)		
2:07.25†	(4)	Linda Detlefsen (AW)	Johnson City	1-19
2:07.32	(1)	Tina Parrott (Ind)	Bloomington	2-02
2:07.88	(4)	Andrea Thomas (NY HS)	East Rutherford	2-09
2:08.19	(2)	Kathy Schmidt (Mich)	Bloomington	2-02
2:08.23	(1)	Debbie Grant (Vil)	Gainesville	2-03
2:08.45†	(2)	Alisa Harvey (Tn)	Bloomington	2-16
2:08.74	(1)	Joanne Kehs (Vil)	New Haven	3-03
2:08.79†	(5)	Kathy Harris (Tn)	Johnson City	1-19
2:08.93	(1)	Radius Guess (Col Fly)	Pocatello	1-19
2:09.16	(1)	Camille Rivard (Wash St)	Moscow, Id	2-24
2:09.31	(1)	Darlene Beckford (Lib AC)	New Haven	2-03
2:09.33†	(1)	Trina Hull (UNLV)	Lincoln	2-09
2:09.39	(2)	Susan Nash (FI)	Gainesville	2-03
2:09.52	(3)	Judi Cassell (Penn St)	New Haven	3-03
2:09.57†	(6)	Kim Kelly (Va)	Johnson City	1-19
2:09.60†	(1)	Cathy Branta (Wis)	Iowa City	2-16
2:09.61	(2)	Doreen Best (Gramb)	Gainesville	3-02
2:09.90	(3)	Sandy Schuler (Va)	Gainesville	3-02
2:09.93	(4)	Tajya Bynes (Del St)	New Haven	3-03
2:09.99†	(1)	Julie Jenkins (Adams St)	Kansas City	2-22
2:10.06	(5)	Louise Romo (Cal)	New York	1-25
2:10.07	(1)	Rosalind Cassidy (Ill St)	Normal	3-02
2:10.16	(2)	Lane Suarez (W Ill)	Normal	3-02
2:10.22	(3)	Sonja Braash (FI)	Gainesville	2-03
2:10.24†*	(1)	Keri Zaleski (Cal HS)	Los Angeles	1-18
2:10.26	(4)	Joanne Kehs (Vil)	Gainesville	2-03
2:10.29	(4)	Lisa Thompson (Un)	Bloomington	2-02
2:10.33†	(2)	Aisling Molloy (BYU/Ire)	Lincoln	2-09
2:10.56	(4)	Phyllis Buber (Va)	Gainesville	3-02
2:10.64*	(3)	Kelly Greenlee (Ind)	Columbus	3-02
2:10.69	(1)	Sandra Braash (FI)	Gainesville	2-09
2:10.70	(2)	Linda Spaargaren (Wash St)	Moscow, Id	2-24
2:10.74†*	(1)	Mary Rapp (AIA)	Portland	2-16

1000 YARDS (*=HT +0.14; @=Intermediate time)

2:27.13	(1)	Christine Slythe (LSU/Can)	Baton Rouge	2-23
2:28.47	(2)	Alisa Harvey (Tn)	Baton Rouge	2-23
2:29.54*	(1)	Camille Rivard (Wash St)	Moscow, Id	2-24
2:29.94*	(1)	Tara Arnold (Tx)	Ft Worth	2-15
2:30.44*	(2)	Linda Spaargaren (Wash St)	Moscow, Id	2-24
2:31.67	(1)	Cathy Schmidt (Mich)	Champaign	2-16
2:31.80	(3)	Gina Procaccio (FI)	Baton Rouge	2-23
2:31.85	(2)	Nancy Rettie (FI St)	Baton Rouge	2-23
2:31.86	(1)	Kathy Harris (Tn)	Bloomington	2-16
2:31.29	(2)	Melissa Thompson (Mich)	Champaign	2-16
2:32.54*	(2)	Cindy Anzalone (Hst)	Ft Worth	2-15
2:32.84*	(3)	Rebecca Allison (Tx Chr)	Ft Worth	2-15
2:32.84*	(1)	Margaret Scuto (NJ HS)	Suffern	1-11
2:33.24*	(1)	Mary Ellen McGowan (Vil)	Easton	
2:33.56	(1)	Theresa Dunn (Hst)	Norman	2-08
2:33.73	(4)	Beth Adkins (FI)	Baton Rouge	2-23
2:33.80	(1)	Cathy Branta (Wis)	Madison	2-02
2:33.86	(2)	Alicia Moss (Ok)	Norman	2-08
2:33.94@*	()	Bonnie Yuen (Mass HS)		
2:34.05	(1)	Sue Foster (Nike)	Ann Arbor	2-09
2:34.14*	(2)	Bertrand (NY HS)	Suffern	1-11
2:34.14*	(1)	Kathy LeFebvre (Wis)	Madison	2-23
2:34.24*	(1)	Judi Cassell (Penn St)	University Park	2-23
2:34.73	(3)	Veegee Elsen (Un)	Champaign	2-16
2:35.07	(5)	Marie Candolino (FI)	Baton Rouge	2-23
2:35.12	(2)	Kelly Greenlee (Ind)	Bloomington	2-16
2:35.63	(6)	Elisa Frosini (Ky)	Baton Rouge	2-23
2:35.64*	(2)	Heidi Gerken (Penn St)	University Park	2-23
2:35.67	(4)	Florence Walker (Tx)	Ft Worth	2-15
2:35.69	(4)	Sue Schroeder (UM)	Ann Arbor	2-09
2:35.64@*	()	Michelle Dimuro (NJ HS)		
2:35.94*	(2)	Holly Hering (Wis)	Madison	2-23
2:35.98	(2)	Carol Harris (Wis)	Madison	2-02
2:36.14	(3)	Amber Bullock (Ok)	Norman	2-08

2:36.22	(1)	tina Parrott (Ind)	Bloomington	1-11
2:36.25	(4)	Sonia Silvia (Hst)	Norman	2-08
2:36.43	(1)	Jill Noel (Nb)	Lincoln	1-19
2:36.48	(3)	Ann Begley (Ct)	Madison	2-02
2:36.84@*	()	Kelly Madden (Mass HS)		
2:36.86	(2)	Carol Nunnally (Nb)	Lincoln	1-19
2:36.94*	(2)	Tammy Keskinen (Wis)	Madison	1-19
2:37.11	(4)	Chris Sharp (W Mich)	Champaign	2-16
2:37.36	(7)	Jennifer Topkina (Ga)	Baton Rouge	2-23
2:37.44*	(3)	Beth Stiver (Penn St)	University Park	2-23
2:37.54@*	()	Eileen Elig (Vt HS)		
2:37.82	(1)	Margaret England (Maine)	Chestnut Hills	2-24
2:37.94@*	()	Celeste Halliday (Ct HS)		
2:38.19	(1)	Jane Romig (Cedarville)	Kansas City	2-22
2:38.64@*	()	Kathy Franey (NY HS)		
2:38.75	(5)	Elsia Frowni (Ky)	Champaign	2-16
2:39.06	(2)	Dawn Wilger (Wyo)	Lincoln	2-02
2:39.14	(2)	Denise Barrett (Ct)	Chestnut Hills	2-24
2:39.35	(3)	Kelly Wood (Kan)	Lincoln	2-02
2:39.66	(1)	Denise Weinhoef (Ind)	Bloomington	2-08
2:39.68	(1)	Barbara Higgins (Boston U)	Cambridge	2-02
2:39.94*	(2)	Toole (Vil)	Easton	

1000 METERS (*=HT +0.14)

2:39.28	(1)	Diane Richburg (Gaz Int)	Sherbrooke	1-13
2:40.74*	()	Mary Decker (AW)		
2:42.23	(1)	Christine Slythe (LSU/Can)	Syracuse	3-09
2:42.51	(2)	Tara Arnold (Tx)	Syracuse	3-09
2:43.08	(3)	Nancy Rettie (FI St/Can)	Syracuse	3-09
2:43.68	(4)	Alisa Harvey (Tn)	Syracuse	3-09
2:44.15	(5)	Schmidt (Mich)	Syracuse	3-09
2:44.79	(1)	Linda Detlefsen (AW)	Gainesville	2-03
2:44.91	(6)	Ann Stadler (Kan)	Syracuse	3-09
2:45.58	(7)	Thompson (Mich)	Syracuse	3-09
2:45.83h	(5)	Sandy Schuler (Va)	Syracuse	3-08
2:46.72h	(4)	Mary Ellen McGowan (Vil)	Syracuse	3-08
2:46.90	(1)	Chris Gregorek (AW)	Fairfax	2-17
2:46.91	(2)	Suzanne Girard (Mov Com)	Fairfax	2-17
2:47.09h	(6)	Cindy Anzalone (Hst)	Syracuse	3-08
2:47.26h	(5)	Linda Spaargaren (Wash St)	Syracuse	3-08
2:47.44	(1)	Margaret Scuto (NJ HS)	East Rutherford	2-09
2:48.46	(1)	Shelly Steely (FI)	Gainesville	2-09
2:48.57h	(6)	Rebecca Allison (Tx Chr/???)	Syracuse	3-08
2:49.28	(2)	Laura Wright (Nb/GBR)	Fayetteville	1-26
2:49.30	(2)	Bonnie Yuen (Mass HS)	East Rutherford	2-09
2:49.46	(1)	Kim Kelly (Va)	Fairfax	1-13
2:50.27	(2)	Ann Begley (Gtn)	New Haven	3-03
2:50.32	(2)	Karole Davidson (Tx)	Sherbrooke	1-13
2:50.38	(2)	Sonja Braash (FI)	Gainesville	2-09
2:50.63	(3)	Michelle Dimuro (NJ HS)	East Rutherford	2-09
2:50.70	(2)	Robbie McGee (Mo)	Fairfax	1-13
2:50.70	(4)	Shella Carroza (Ab Chr)	Sherbrooke	2-02
2:51.54*	(4)	Beth Adkins (FI)	Gainesville	2-03
2:52.24*	(2)	Kathy Harris (Tn)	Blacksburg	1-26
2:52.95h	(7)	Siobhan Kavanaugh (Ark/Ire)	Syracuse	3-08
2:53.44*	(4)	Judi Cassell (Penn St)	Fairfax	2-17
2:52.52	(4)	Eileen Elig (Vt HS)	East Rutherford	2-09
2:52.67	(5)	Celeste Halliday (Ct HS)	East Rutherford	2-09
2:52.93	(3)	Veronica Habernal (Un)	Fayetteville	1-26
2:53.04*	(3)	Renee Harbaugh (NC St)	Blacksburg	1-26
2:53.22	(3)	Barbara Higgins (Boston U)	New Haven	3-03
2:53.91	(6)	Kelly Madden (Mass HS)	East Rutherford	2-09
2:54.18	(6)	Jo White (Rich/GBR)	Sherbrooke	1-13
2:54.32h	(8)	Gina Procaccio (FI)	Syracuse	3-08
2:54.34*	(2)	Denise Barrett (Ct)	Syracuse	2-17
2:54.41	(1)	Rosalind Cassidy (Ill St)	Lafayette	1-26
2:54.45	(7)	Kathy Franey (NY HS)	East Rutherford	2-09
2:54.47	(2)	Jeannie Molohon (Un)	Lafayette	1-26
2:54.54*	(2)	Alena Pamquist (NW)	Bloomington	2-02
2:54.71	(1)	Joanne Kehs (Vil)	Fairfax	12-01
2:54.79	(2)	Veronica McIntosh (Vil)	Fairfax	12-01
2:54.89	(1)	Jody Eder (Mn)	Lincoln	2-09
2:54.94*	(4)	Cheryl Tousto (JSRT)	Blacksburg	1-26
2:55.02	(2)	Angela Cook (BYU)	Lincoln	2-09
2:55.14*	(7)	Joan Humphries (W Va)	Fairfax	2-17
2:55.32	(4)	Laura Wyleman (Dart)	New Haven	3-03
2:55.44*	(3)	Stephanie Robertson (Mich)	Bloomington	2-02
2:55.44*	(5)	Marie Candolino (FI)	Gainesville	2-03
2:55.55	(1)	Laura Murphy (B Green)	Ypsilanti	2-22
2:55.73	(3)	Dawn Wilger (Wyo)	Lincoln	2-09
2:55.84*	(1)	Paula Schnurr (McMasters)	Syracuse	1-13
2:55.87	(4)	Sonia Silva (Hst)	Fayetteville	1-26
2:55.92	(1)	Jane Henderson (Queens)	Ithaca	1-20
2:55.93	(5)	Lisa Ross (Penn St)	New Haven	3-03

1500 METERS (*=HT +0.14; @=Intermediate time)

4:04.14@*	()	Mary Decker (AW)	New York	1-25
4:08.57	(1)	Diana Richburg (Gaz Int)	East Rutherford	2-09
4:10.20	(4)	Tina Krebs (Clem/Den)	East Rutherford	2-09
4:14.34@*	()	Ruth Wysocki (Brooks)	San Diego	2-15
4:16.29	(1)	Linda Detlefsen (AW)	Gainesville	2-03
4:16.51	(1)	Shelly Steely (FI)	Gainesville	3-02

10:11.74*	(2)	Stehanie Herbst (Wis)	Madison	12-10
10:12.70	(2)	Jennifer Rioux (Un)	Johnson City	1-19
10:12.77	(2)	Alysun Deckert (Kan St)	Lincoln	2-09
10:13.54*	(2)	Julie Bowers (W Chester)	Princeton	2-02
10:16.05	(1)	Lesley Welch (Boston U)	Cambridge	2-02
10:16.09	(3)	Holly Murray (N Car)	Johnson City	1-19
10:16.43	(3)	Nan Doak (Iowa)	Lincoln	2-09
10:16.54	(2)	Anne Schweitzer (Tx)	Ft Worth	2-15
10:17.42	(4)	Ellen Reynolds (Duke)	Johnson City	1-19
10:18.26	(5)	Linda King (Va Tech)	Johnson City	1-19
10:18.89	(6)	Cheryl Tuotso (JSTC)	Johnson City	1-19
10:18.91	(7)	Bernadette Madigan (Ky/Can)	Johnson City	1-19
10:20.00	(1)	Schwarz (WSSAC)	Princeton	12-16
10:20.44	(2)	Muffy McLeod (LSU)	Baton Rouge	2-22
10:21.01	(2)	Zollo (Witold)	Princeton	12-16
10:22.54*	(1)	Lauren Searby (VII)	Easton	
10:23.08	(2)	Jody Eder (Mn)	Madison	2-02
10:23.10	(3)	Becky Beachley (NW)	Madison	1-19
10:23.26	(4)	Karlene Erickson (Nb)	Lincoln	2-09
10:23.87	(3)	Joan Hammeren (FI)	Baton Rouge	2-22
10:24.01	(4)	Stephanie Bassett (Wis)	Madison	1-19
10:24.75	(3)	Pam Klassen (Rice)	Ft Worth	2-15
10:24.85	(4)	Jeni Neilson (Al)	Baton Rouge	2-22
10:24.92	(1)	Jeannie Molohon (Un)	Bloomington	2-22
10:25.04*	(3)	Michelle Rowen (Va)	Princeton	2-02
10:25.45	(5)	Gina Procaccio (FI)	Baton Rouge	2-22
10:26.61	(2)	Kayla Skelly (W Mich)	Champaign	2-16
10:26.88	(6)	Alison Quelch (Tn/Aus)	Baton Rouge	2-22

THREE MILES (*=HT +0.14)

14:53.80	(1)	Chris McMiken (Ok St/NZ)	Lincoln	2-22
15:24.95	(1)	Katie Ishmael (Wis)	Madison	2-09
15:46.77	(2)	Tove Lutdal (OK/Nor)	Lincoln	2-22
15:48.14*	(1)	Paula Renzi (Penn St)	University Park	1-26
16:01.32	(1)	Nan Doak (Iowa)	Iowa City	2-16
16:02.72	(1)	Sue Foster (Nike)	Ann Arbor	1-18
16:05.94*	(1)	Bonnie Sons (Ia St)	Madison	1-19
16:06.42	(3)	Betsy Silzer (Kan St)	Lincoln	2-22
16:06.54*	(1)	Desiree Scott (Rut)	Easton	
16:06.72	(1)	Beth Farmer (FI)	Johnson City	1-19
16:18.96	(2)	Kayla Skelly (W Mich)	Ann Arbor	1-18
16:21.14*	(2)	Staphanie Herbst (Wis)	Madison	1-19
16:27.50	(1)	Patty Murray (W III)	Cedar Falls	2-09
16:36.06	(3)	Michelle Lumley (Wis)	Madison	1-19
16:42.04*	(1)	Gabi Czaja (Bucknell)	Easton	12-07
16:42.44*	(1)	Julie Bowers (W Chester)	Easton	1-20
16:42.64*	(1)	Kim Mitchell (Del)	Lewisburg	2-23
16:45.99	(4)	Sue Keeney (NW)	Madison	1-19
16:48.54	(2)	Susan Rice (Ga)	Baton Rouge	2-23
16:48.72	(4)	Kern (MCC)	Ann Arbor	1-18
16:50.26	(5)	Park (Mich)	Ann Arbor	1-18
16:53.14*	(2)	Charkos (Rutgers)	Easton	
16:55.87	(4)	Claire Townsend (Al)	Baton Rouge	2-23
16:53.94*	(3)	Klizn (LaSalle)	Easton	
16:54.11	(3)	Cecelia Muldoon (FI)	Baton Rouge	2-23
16:56.20	(5)	Kim O'Brien (Ky)	Baton Rouge	2-23
16:57.34*	(4)	Parducci (Vil)	Easton	
16:57.45	(4)	Marybeth See (Iowa)	Iowa City	2-16
16:57.56	(5)	Mary Towers (Un)	Madison	1-19
16:57.58	(6)	Jane Murphy (DePaul)	Madison	1-19
16:58.22	(5)	Anne Verwey (Wis)	Iowa City	2-16
16:59.74*	(5)	Polzinetti (Vil)	Easton	

5000 METERS (*=HT +0.14)

15:50.10	(1)	Katie Ishmael (Wis)	Columbus	3-02
15:53.64*	(1)	Paula Renzi (Penn St)	New Haven	3-03
15:55.45	(2)	Nan Doak (Iowa)	Columbus	3-02
16:17.10	(1)	Julie Bowers (W Chester)	Newark	2-09
16:31.84*	(1)	Beth Farmer (FI)	Gainesville	1-17
16:35.66	(1)	Lynn Jennings (Nike)	Hanover	1-05
16:36.34*	(2)	Cheryl Haversat (Boston U)	New Haven	3-03
16:44.10	(3)	Kelly McKillen (Wis)	Columbus	3-02
16:44.42	(4)	Stephanie Herbst (Wis)	Columbus	3-02
16:46.12	(1)	Ellen O'Neil (Dart)	Hanover	2-23
16:48.50	(5)	Becky Beachley (NW)	Columbus	3-02
16:49.00	(2)	Kate Wiley (Harv/Can)	Hanover	2-23
16:53.55	(1)	Desiree Scott (Rut)	West Point	12-08
16:54.74*	(6)	Sue Schroeder (Mich)	Columbus	3-02
16:55.14*	(3)	Anne Shafer (Penn St)	New Haven	3-03
16:55.94	(2)	Susan Willia (Holy Cross)	Chestnut Hills	2-24
16:56.44*	(4)	Sarah Day (Cornell)	New Haven	3-03
16:58.17	(1)	Sue Eckel (Penn)	New Haven	
16:58.34*	(1)	Maggie Lillie (W Mich)	Ypsilanti	2-22
16:58.78	(1)	Nora Collas (B Green)	Ann Arbor	2-09

50 y HURDLES

6.50	(1)	Stephanie Hightower (Bud)	Toronto	2-01
6.61	(2)	Benita Fitzgerald (Un)	Toronto	2-01
6.69	(3)	Sharon Danville (NBTC/GBR)	Toronto	2-01
6.73	(4)	Karen Nelson (Tx/Can)	Toronto	2-01
6.87	(6)	Sophia Hunter (Del St/Jam)	Toronto	2-01
7.05	(1)	Michelle Williams (UMB)	Medofrd	3-03

50m HURDLES (*=HT +0.24)

6.88	(1)	Stephanie Hightower (Bud)	Rosemont	1-27
6.91	(2)	Candy Young (PE)	Rosemont	1-27
6.98	(3)	Rhonda Blanford (Nb)	Rosemont	1-27
7.01	(4)	Rhonda Brady (Kang)	Rosemont	1-27
7.14	(5)	Benita Fitzgerald (adidas)	Rosemont	1-27
7.14	(5)	Benita Fitzgerald (adidas)	Rosemont	1-27
7.19	()	Kim Turner (Bud)		
7.20	(1)	Donna Howard (Miss Vly)	Jackson	12-08
7.23	(2)	Carol Lewis (Hst)	Sherbrooke	1-13
7.31	(2)	Lavonda Luckett (PV)	Jackson	12-08
7.42	(3)	Daphne Hughes (Sthn)	Jackson	12-08
7.50	(4)	Tewanna Reddon (Al A&M)	Jackson	12-08
7.62	(5)	Stacey Culmer (Jks St)	Jackson	12-08
7.62	(6)	Kimolyn Vanzant (PV)	Jackson	12-08
7.83	(3)	Kisha McDuffy (Ab Chr)	Sherbrooke	2-02
7.94*h	(1)	Michelle Frye (W Va)	Syracuse	1-13

60m HURDLES (*=HT +0.24)

8.12	(4)	Stephanie Hightower	Paris	1-19
8.40	(1)	Lavonna Martin (Tn)	Louisville	2-09
8.49	(2)	Rhonda Brady (Politab)	Louisville	2-09
8.70	(3)	Frederica Winley (Tn)	Louisville	2-09
8.94*	(1)	Faye Barrett (W III)	Normal	12-08
8.94*	(2)	Penny Sellers (W III)	Normal	12-08
9.04*	(3)	Angie Taylor (III St)	Normal	12-08
9.14*	(4)	Charlene Dewey (Bucknell)	Normal	12-08
9:14.*	(5)	Carolyn Ferguson (III St)	Normal	12-08

60y/55m HURDLES (*=HT +0.14)

7.44	(1)	Rhonda Blanford (Nb)	Lincoln	2-23
7.51	(1)	Stephanie Hightower (Bud)	New York	1-25
7.57	(1)	Candy Young (Puma)	New York	2-22
7.62	(2)	Sharon Danville (NBTC/GBR)	East Rutherford	2-09
7.65	(3)	Patricia Davis (St Aug)	New York	2-22
7.67	(1)	Rhonda Brady (Kang)	West Lafayette	2-02
7.68	(1)	LaVonna Martin (Tn)	Baton Rouge	2-23
7.69	(4)	Kim Turner (Un)	New York	2-22
7.71h	(1)	Maria Usifo (Tx Sth/Nig)	Syracuse	3-08
7.71	(3)	Alicia Bass (Pur)	Syracuse	3-09
7.72	(1)	Gayle Watkins (SC Cheetahs)	Inglewood	2-08
7.72	(4)	Benita Fitzgerald (adidas)	New York	1-25
7.74	(2)	Karen Cannon (CA)	Inglewood	2-08
7.74	()	Karen Nelson (Tx/Can)		
7.74h	(2)	Carol Lewis (Hst)	Syracuse	3-08
7.75	(1)	Yolanda Johnson (Col HS)	Albuquerque	1-26
7.80	(5)	Sophia Hunter (Del St/Jam)	Syracuse	3-09
7.81s	(1)	Clara Hairston (Aub)	Baton Rouge	2-22
7.81h	(3)	Sybil Perry (Purdue)	Syracuse	3-08
7.82	(1)	Debbie DaCosta (Hst)	Norman	2-08
7.83	(2)	Rosalind Pendergraff (Aub)	Baton Rouge	2-23
7.85	(3)	CeCe Chandler (Un)	Inglewood	2-08
7.86s	(1)	Faye Barrett (W III)	Normal	3-02
7.86h	(4)	Schowanda Williams (LSU)	Syracuse	3-08
7.89	(2)	Kelly Mathews (Iowa St)	Lincoln	2-23
7.89	(1)	Davera Taylor (Iowa)	Iowa City	2-16
7.91	(1)	Debbie Green (UTEP/Bah)	Flagstaff	3-02
7.91h	(3)	Jackie Humphrey (E Ky)	Syracuse	3-08
7.92	(2)	Kelly Graham (Ind)	Bloomington	2-16
7.92s	(2)	Jacqueline Brown (Ohio St)	Columbus	3-02
7.93	(1)	Glenda Truesdale (Temple)	Newark	2-09
7.93	()	Lynda Tolbert (DC HS)		
7.93s	(3)	Cheryl Wilson (LSU)	Baton Rouge	2-22
7.93h	(5)	Shell Rice (St John's)	Syracuse	3-08
7.94s	(3)	Frederica Winley (Tn)	Baton Rouge	2-22
7.96	(2)	Arnita Epps (Tx Sthn)		
7.97h	()	Karen Kruger (Nb)	Lincoln	2-09
7.97	(3)	Tammy Penny (Md)	New Haven	3-03
7.98	(2)	Stephanie Thomas (Nb)	Lincoln	2-09
7.98	(3)	Cindy Greiner (AW)	Portland	2-16
8:00	(4)	Pam Page (adidas)	Inglewood	2-08
8:00	(2)	Cindy Stewart (Ang St)	Norman	2-08
8:00	(3)	Connie Davenport (Lincoln)	Iowa City	2-16
8:00	(4)	Kelly Toole (NE)	New Haven	3-03
8:01s	(5)	Myrtle Chester (Knox TC)	Johnson City	1-18
8:01	(1)	Lisa Davis (Ok St)	Fayetteville	1-26
8:02	(3)	Yvette Cash (Hst)	Norman	2-08
8:02	(1)	Doris Leggett (NY Tech)	Newark	2-16
8:03s	(1)	Brenda Jarvis (Adams St)	Kansas City	2-22
8:03s	(4)	Claire Connor (LSU)	Baton Rouge	2-22
8:05	(1)	Joann Childress (Mich St)	Champaign	2-16
8:06	(2)	Sybil Perry (Purdue)	Bloomington	1-18
8:06	(2)	Yvette Morris (Seton Hall)	Syracuse	2-17
8:07	(3)	Monique Miller (Rice)	Baton Rouge	1-26
8:07	(2)	Piper Bressant (FI)	Gainesville	2-09
8:07	(1)	Melody Robinson (Midland)	Lincoln	2-16
8:07	(2)	Lavonda Luckett (PV)	Kansas City	2-22
8:08	(2)	Toya Thompson (DePaul)	Champaign	2-16
8:09	(2)	Ann Larkin (Un)	Ypsilanti	2-15

HIGH JUMP

6' 4 3/4	(1)	Coleen Sommer (Ath TC)	New York	2-22
6' 4 1/4	(1)	Debbie Brill (PCC/Can)	New York	1-25
6' 3 1/4	(2)	Jonj Huntley (PCC)	New York	1-25
6' 3	(1)	Mary Moore (Wash St)	Syracuse	3-09
6' 2	(4)	Mary Ewanje-Epee (Az/Fra)	New York	1-26
6' 1 1/2	(1)	Jane Clough (Ok)	Fayetteville	1-26
6' 1 1/2	(1)	Disa Gisladdottir (Al/Ice)	Baton Rouge	2-23
6' 1	(2)	Louise Ritter (PCC)	Albuequeque	1-26
6' 1t	(1)	Camille Harding (Az)	Flagstaff	3-02
6' 1t	(1)	Shelley Fehrman (Tx)	Flagstaff	3-02
6' 1	(2)	Rita Graves (Kan St)	Syracuse	3-09
6' 0 1/2	(2)	Linda McCurdy (UTEP/Can)	Norman	2-08
6' 0 1/2	(3)	Jolanda Jones (Hst)	Norman	2-08
6' 0	(1)	Tatiana Smolin (NJ HS)	Princeton	12-30
6' 0	(1)	Ann O'Connor (Kan)	Lincoln	1-26
6' 0	(1)	Claire Summerfield (Mt St M)	Easton	1-27
6' 0	(1)	Melinda Clarke (BYU)	Lincoln	2-09
6' 0	(1)	Jan Troutt (Ark St)	Monroe	2-16
6' 0	(2)	Laurie Young (NE La)	Monroe	2-16
5' 11 1/2	(Q)	Kim Carter (Hst)	Syracuse	3-08
5' 11 1/2	(Q)	Yutta Shelton (Al)	Syracuse	3-08
5' 11	(1)	Laurie Saffell (UTT)	Provo	1-26
5' 11	(4)	Sue McNeal (CP/SLO)	Albuquerque	1-26
5' 11t	(3)	Cindy Greiner (AW)	Portland	2-16
5' 11t	(3)	Carina Westover (Ath TC)	Portland	2-16
5' 10 1/2	(1)	Felicia Hodges (Temple)	Hanover	1-06
5' 10 1/2	(1)	Chris Ahrends (NC St)	Blacksburg	1-25
5' 10 1/2	(1)	Heidi Mann (Fl)	Gainesville	2-03
5' 10 1/2	(1)	McGinnis (UM)	Ann Arbor	2-09
5' 10 1/2	(3)	Carol Lewis (Hst)	Ft Worth	2-15
5' 10 1/2	(1)	Danielle Kost (Ohio St)	Columbus	3-02
5' 10 1/2	(1)	Michelle Holly (St John's)	New Haven	3-03
5' 10	(1)	Simmons (Un)	Princeton	12-23
5' 10	(2)	Girtler (Un)	Princeton	12-23
5' 10	(1)	Gleasant (Taun)	Boston	1-20
5' 10	(1)	Michelle Riedl (Wis/SP)	Lewiston	3-09

LONG JUMP

22' 3	(1)	Carol Lewis (Hst)	Dallas	2-02
21' 5 1/4	(2)	Donna Thomas (Tx Chr)	Syracuse	3-09
21' 4 1/4	(1)	Angela Thacker (Nb)	Lincoln	2-22
21' 1 1/4	(2)	Lori Richardson (Mo)	Lincoln	2-22
20' 11	(1)	Sheila Echols (LSU)	Flagstaff	3-02
20' 10 1/2	(3)	Dorothy Scott (Atoms/Jam)	New York	2-22
20' 9 3/4	(Q)	Stevenson (Sthn)	Syracuse	3-08
20' 9	(3)	Esmeralda Garcia (Fl St/Bra)	Syracuse	3-09
20' 8	(2)	Sabrina Williams (USC)	Inglewood	2-08
20' 7	(Q)	Sheila Nicks (UNLV)	Syracuse	3-08
20' 4 1/2	(1)	Tracey Armstead (Cortland)	Fairfax	2-17
20' 4	()	Brenda Bailey (Howard)	Chapel Hill	
20' 3 3/4	(2)	Robyne Johnson (Tx)	Flagstaff	3-02
20' 3 1/2	(3)	Kim Jones (Kan)	Lincoln	2-22
20' 3 1/2	(Q)	Kathrene Wallace (Tx Sth)	Syracuse	3-08
20' 3 1/4	(1)	Sharon Dollins (Wis)	Columbus	3-02
20' 2 1/2	(Q)	Teresa Allen (Howard)	Syracuse	3-08
20' 2	(1)	Sandy Heinrich (Wash St)	Moscow, Id	2-24
20' 0 3/4	(1)	Cynthia Henry (UTEP/Jam)	Norman	2-08
20' 0 1/4	(2)	Tomi Rucker (St Aug)	Fairfax	2-17
20' 0	(1)	Harrison (Army)	New Haven	
19' 11 3/4	(3)	Terrl Turner (Tx)	Ft Worth	2-15
19' 11 3/4	(2)	Cindy Greiner (AW)	Portland	2-16
19' 11 3/4	()	Gwen Loud (Hawaii)		
19' 11 3/4	()	Rene Jackson (Fresno St)		
19' 11 1/2	(3)	Janet Yarbrough (CP/SLO)	Inglewood	2-08
19' 10 3/4	(2)	Yvonne Netterville (Pur)	Columbus	3-02
19' 10	(1)	Carol Galloway (Ct)	Chestnut Hills	2-24
19' 10	(3)	Dorothea Brown (Wis)	Columbus	3-02
19' 9 3/4	(2)	Pat Johnson (Un)	Rosemont	1-27
19' 9 3/4	(4)	Lori Smith (CA)	San Diego	2-15
19' 9 1/4	(4)	Keri Harris (Hst)	Ft Worth	2-15
19' 9	(2)	Sharon Daniels (Syr)	Syracuse	1-13
19' 8 3/4	(4)	Veronica Bell (SCC)	Inglewood	2-08
19' 8 3/4	(2)	Sharon Clarke (LSU)	Baton Rouge	2-23
19' 8 1/2	(1)	Carla Criste (Penn St)	University Park	2-23
19' 8 1/4	(1)	Eunice Jones (Jks St)	Jackson	12-08
19' 8 1/4	(1)	Vivian Brown (Jks St)	Jackson	3-02
19' 8	(1)	Lori Risenhoover (Adams St)	Kansas City	2-22
19' 7 3/4	(1)	Ingrid Boyce (E Mich)	Ypsilanti	2-15
19' 7 3/4	(2)	Comfort Igeh (Way Bap/Nig)	Kansas City	2-22
19' 7	(1)	Sharon Green (Ind)	Bloomington	2-02
19' 7	(3)	Clara Halrston (Aub)	Baton Rouge	2-23
19' 6 3/4	(2)	Cheryl Wilson (LSU)	Madison	2-02
19' 6 1/4	(2)	Mary Quisenberry (Hst)	Fayetteville	1-26
19' 6	(2)	Nena Gage (G Mason)	New Haven	3-03

TRIPLE JUMP

44' 4	(1)	Esmeralda Garcia (Fl St/Bra)	Syracuse	3-09
43' 1 1/2	(1)	Terrl Turner (Tx)	Ft Worth	2-15
43' 1	(1)	Yvette Bates (USC)	Inglewood	2-08
42' 4	(3)	Donna Thomas (Tx Chr)	Syracuse	3-09

41' 11 3/4	(1)	Yvonne Netterville (Pur)	Columbus	3-02
41' 11	(5)	Robyne Johnson (Tx)	Syracuse	3-09
41' 7 3/4	(2)	Wendy Brown (USC)	Inglewood	2-08
40' 11	(3)	Jewel Lovelady (CS Bak)	Inglewood	2-08
40' 9 3/4	(1)	Lois Green (Iowa St)	Columbia	1-26
40' 8 1/2	(1)	Sharon Clarke (LSU/Can)	Baton Rouge	2-23
40' 7 3/4	(2)	Julie Lewis (LSU)	Baton Rouge	2-23
40' 7 3/4	(Q)	Karen Grant (Nb)	Syracuse	3-08
40' 7 1/4	(1)	Loren Kulik (Cornell)	Ithaca	2-10
40' 6	(1)	Sha-ri Pendleton (Nb)	Lincoln	2-23
40' 5	(1)	Sharon Dollins (Wis)	Madison	1-26
40' 3 3/4	(3)	Dorothea Brown (Wis)	Columbus	3-02
39' 11 1/4	(2)	Ann Gaffney (Ct)	New Haven	3-03
39' 11	(1)	Edyth Childress (E Ky)	Columbus	2-09
39' 11	(1)	Barbara Sjoberg (Ang St/Swe)	Norman	2-08
39' 8 3/4	(3)	Clara Hairston (Aub)	Baton Rouge	2-23
39' 8	(2)	Carol Jones (Az)	Columbia	1-26
39' 8	(1)	Tomi Rucker (St Aug)	Fargo	3-16
39' 7 1/4	(4)	Sharon Green (Ind)	Columbus	3-02
39' 6 1/2	(3)	Nena Gage (G Mason)	New Haven	3-03
39' 5	(1)	Cheryl Henry (NE La)	Monroe	2-16
39' 1 3/4	(4)	Carla Daniels (Temple)	New Haven	3-03
39' 0 3/4	(2)	Ann Foster (Ab Chr)	Norman	2-08
38' 11 3/4	(3)	Kim Seniniano (SW Tx)	Norman	2-08
38' 11 1/2	(1)	tina Debro (Ind)	Bloomington	2-16
38' 10 1/2	(4)	Disa Gisladdottir (Al/Ice)	Baton Rouge	2-23
38' 8 3/4	(5)	Heidi Mann (Fl)	Baton Rouge	2-23
38' 8 1/4	(1)	Tanya Johnson (Wich St)	Normal	3-02
38' 8	(2)	Ai-Mei Chang (Pur)	Lafayette	1-26
38' 7	(1)	Michelle Neal (PV)		
38' 7	(4)	CeCe Chandler (Un)	Inglewood	2-08
38' 6 3/4	(5)	Sharon Daniels (Syr)	New Haven	3-03
38' 5 1/2	(6)	Carla Battaglia (Ind)	Columbus	3-02
38' 4	(2)	Rhonda Stevenson (Subr)		
38' 4	(6)	Donna Ellerson (Ga)	Baton Rouge	2-23
38' 3 3/4	(1)	Nevada Tinsley (Va)	Fairfax	1-13
38' 3 1/4	(1)	Lyn Saalfeld (Wash St)	Moscow, Id	2-24
38' 1 3/4	(5)	Tammy Stevenson (Sthn)	Baton Rouge	1-26
38' 0 3/4	(2)	Cynthia Collier (Lincoln)	Iowa City	2-16
38' 0 1/4	(2)	Diane Steen (Hst)	Fayetteville	1-26
38' 0	(5)	Rhonda Herndon (Ang St)	Norman	2-08
38' 0	(6)	Randi Bell (W Va)	New Haven	3-03

SHOT PUT

60' 6	(1)	Bonnie Dasee (CA)	New York	2-22
56' 9 1/4	()	Ramona Pagel (S Di)		
54' 11 1/2	(2)	Regina Cavanaugh (Rice)	New York	2-22
54' 10	(3)	Sandy Burke (Un)	New York	2-22
53' 0 1/4	(2)	Lorraine Costanza (Az)	Syracuse	3-09
52' 1	(1)	Cindy Crapper (Ky/Can)	Baton Rouge	2-22
51' 10 1/4	(3)	Carla Garrett (Az)	Syracuse	3-09
51' 9	(1)	Dot Jones (Fresno St)	Portland	2-16
51' 4	(Q)	Teresa Wiliford (LSU)	Syracuse	3-08
51' 3 3/4	(1)	Julie Marrazzo (Ind)	Bloomington	2-08
51' 0	(1)	Gail Smith (Iowa)	Columbus	3-02
50' 10	(1)	Liz Polyak (Ky/Can)	Bloomington	1-18
50' 8 1/2	(1)	Elaine Sobansky (Un)	Lewisburg	11-30
50' 8	(Q)	Carol Cady (Un)	Paris	1-19
50' 7 1/2	(Q)	Stine Lerdahl (Kan/Nor)	Lawrence	1-19
50' 5 1/2	(1)	Pat Walsh (Tn/Ire)	Blacksburg	2-09
50' 5 1/4	(Q)	Jones (Washington)	Syracuse	3-08
50' 3 3/4	(2)	Jennifer Ponath (Wis)	Portland	2-16
50' 2 3/4	(2)	Karen Nitsche (Wis)	Columbus	3-02
50' 2 3/4	(Q)	Rhonda McCausland (S III)	Syracuse	3-08
50' 1	(1)	Angie Barker (E Ky)	Johnson City	1-19
50' 1	(1)	Quenna Beasley (Ore)	Eugene	1-26
50' 0 1/2	(1)	Frahme (NE Mo)	Fargo	3-16
49' 11 3/4	(2)	Pinky Suggs (Kan St)	Lincoln	2-23
49' 11 1/4	(Q)	Buchanan (Kan)	Syracuse	3-08
49' 6	(1)	Beth Bunge (Ohio St)	Normal	2-16
49' 1 3/4	(5)	Jackie Wallace (Tn)	Baton Rouge	2-22
49' 0	(1)	LaVerne Eve (E Ok CC/Bah)	Norman	2-08
48' 9 1/2	(1)	Connie Price (S III)	Normal	3-02
48' 7 1/2	(1)	Deb Smith (Nb)	Fayetteville	1-26
48' 5 1/2	(2)	Cheryl Klein (Hst)	Fayetteville	1-26
48' 4 1/2	(1)	Becky Fettig (Mn)	Minneapolis	1-26
48' 3 1/2	(6)	Suzie Ray (Fl)	Baton Rouge	2-22
48' 1 1/2	(2)	Debbie Vanko (Ohio St)	Normal	2-16
48' 1	(3)	Jill Palmer (Ga)	Johnson City	1-19

PENTATHLON

4165	(1)	Deb Clark (Nb)	Lincoln	2-22
4112	(1)	Heidi Mann (Fl)	Gainesville	2-03
4107	(1)	Myrtle Chester (Knox TC)	Toronto	2-09
4100	(1)	Linda Spenst (Md)	New Haven	3-03
3899	(2)	Carla Criste (Penn St)	New Haven	3-03
3854	(2)	Lancaster (Un)	Canyon	2-16
3851	(1)	Cheryl Wilson (LSU)	Lawrence	1-19
3847	(1)	Carla Battaglia (Ind)	Columbus	3-02
3840	(4)	Tonya Alston (SCC)	Toronto	2-09
3818	(1)	Helen Stoffel (Wis)	Madison	2-09
3781	(3)	Sharon Pfister (W Va)	New Haven	3-03
3766	(3)	Kathy Gillespie (Iowa)	Columbus	3-02

3771	(1)	Janet Williams (Springfield)	Medford	1-26	3:49.40	(3)	Drake	Lincoln	2-09
3771	(2)	Val Lemoignan (Murray St)	Madison	2-09	3:49.74@*	(1)	Ohio State	Normal	2-16
3709	(5)	Mary Harrington (Nike)	Toronto	2-09	3:50.38@*	(1)	Massachusetts	Boston	1-12
3681	(1)	Chris Larsen (M St M)	Annapolis	3-02	3:51.04@	(1)	Washington State	Moscow, Id	2-24
3669	(6)	Janet Nicolls (Un)	Toronto	2-09	3:51.12@	(1)	Illinois State	Normal	3-02
3665	(2)	Helena Hedlund (LSU)	Lawrence	1-19	3:51.24@	(4)	Maryland	New Haven	3-03
3644	(7)	Juanita Alston (Falcon TC)	Toronto	2-09	3:51.23	(2)	Southern	Baton Rouge	1-26
3626	(4)	Susan Goode (Boston Cig)	New Haven	3-03					
3587	(4)	Tonya Watkins (Pur)	Columbus	3-02					
3586	(1)	Sharon Leidy (S III)	Normal	3-02					
3578	(1)	Mary Kennan (Ct)	Chestnut Hills	2-24	4x880 (*=HT +0.14; @=4x800m +3.00)				
3564	(2)	Bonnie Byers (W III)	Normal	3-02	8:36.60@	(1)	Villanova	Syracuse	3-09
3518	(1)	Caryl Senn (Stonybrook)	Hanover	1-04	8:39.11@	(2)	Louisiana State	Syracuse	3-09
3504	(5)	Sharon Lukenda (Lafayette)	New Haven	3-03	8:41.34@	(2)	Florida State	Gainesville	3-02
3500	(3)	Cherie Dillahunt (Wis)	Madison	2-09	8:44.61@	(3)	Virginia	Syracuse	3-09
3485	(3)	Terkeler (LSU)	Lawrence	1-19	8:44.91@	(4)	Texas	Syracuse	3-09
3467	(6)	Deb Cooper (Lafayette)	New Haven	3-03	8:46.31@	(3)	Florida	Gainesville	3-02
3460	(3)	Beth Heslam (Maine)	Chestnut Hills	2-24	8:48.35@	(5)	Illinois	Syracuse	3-09
3453	(2)	Reeni McElyea (W III)	Cedar Falls	2-09	8:49.29@	(6)	Wisconsin	Syracuse	3-09
3450	(3)	Mindy Bollman (Drake)	Normal	3-02	8:52.27	(1)	Nebraska	Lincoln	2-23
3449	(4)	Clare Locke (Marquette)	Madison	2-09	8:52.84@	(2)	Indiana	Columbus	3-02
3439	(7)	Lisa Meade (Vt)	New Haven	3-03	8:53.73@	(2)	West Virginia	New Haven	3-03
3415	(4)	Sue Anderson (S III)	Normal	3-02	8:54.67@	(3)	Yale	New Haven	3-03
3404	(1)	Michelle Hayden (Toledo)	Ypsilanti	2-22	8:56.51@	(4)	Penn State	New Haven	3-03
3404	(2)	Cindy Young (C Mich)	Ypsilanti	2-22	8:57.66	(3)	Minnesota	Champaign	2-16
					8:57.93	(1)	Michigan	Ann Arbor	1-18
					8:58.21@	(1)	Metropolitan TAC	New Haven	2-03
					8:59.38	(5)	Rutgers	New Haven	3-03
					8:59.91	(2)	Oklahoma	Fayetteville	1-26
					9:00.97	(1)	Houston	Norman	2-08
					9:02.97	(1)	Army	Hanover	2-24
					9:03.30	(3)	Tennessee	Baton Rouge	2-22
					9:04.14@*	(1)	Brown	Providence	2-16
					9:04.91@	(6)	Delaware State	New Haven	3-03
					9:05.48	(4)	Western Michigan	Champaign	2-16
					9:06.49@	(1)	Western Illinois	Normal	3-02
					9:07.86	(4)	Pennsylvania	Princeton	2-02
					9:08.62	(2)	Purdue	Bloomington	2-22
					9:09.03	(1)	Missouri	Lincoln	2-09
					9:10.78	(3)	Arkansas	Fayetteville	1-26
					9:10.84*	(1)	Grambling	Hanover	1-06
					9:11.82@	(5)	Iowa	Columbus	3-02
					9:12.14@*	(1)	Bowling Green	Ypsilanti	2-15
					9:13.54@*	(3)	George Mason	Fairfax	2-17
					9:14.74*	(1)	Drake	Cedar Falls	2-09
					9:14.81	(3)	Abilene Christian	Norman	2-08
					9:14.85	(5)	Michigan State	Champaign	2-16
					9:15.32	(3)	Iowa State	Iowa City	2-16
					9:15.44	(1)	Prairie View	Kansas City	2-22
					9:15.64@*	(2)	Central Michigan	Ypsilanti	2-22
					9:15.68@	(1)	Connecticut	Chestnut Hills	2-24
					9:15.24@*	(2)	Rhode Island	Providence	2-16
					9:18.35	(2)	Moorhead State	Kansas City	2-22
					9:19.68@	(2)	New Hampshire	Chestnut Hills	2-24
					9:19.90	(4)	Georgia	Baton Rouge	2-22

4x220 (*=HT +0.14; @=4x200m +0.50)

1:38.35@	(1)	Tennessee State	Louisville	2-09
1:39.72@	(1)	Kansas State	Sherbrooke	2-02
1:40.04	(1)	Temple	Hanover	1-05
1:40.50@	(2)	Grambling	Louisville	2-09
1:41.64@*	(1)	Ohio State	Normal	2-16
1:41.89	(1)	Boston College	Cambridge	2-02
1:42.09	(1)	Wisconsin	Madison	2-09
1:42.24@	(1)	Illinois State	Normal	3-02
1:42.55@	(1)	Massachusetts	Chestnut Hills	2-24
1:42.39@	(3)	Jackson State	Louisville	2-02
1:42.78@*	(1)	Eastern Kentucky	Columbus	2-09
1:43.04*	(1)	Howard	Princeton	2-02
1:43.04@*	(1)	South Carolina State	Blacksburg	2-09
1:43.30	(1)	Army	Hanover	2-24
1:43.34*	(2)	Virginia	Princeton	2-02
1:43.65	(2)	Lincoln	Charleston	2-02
1:43.71	(2)	NU	Cambridge	2-02
1:43.84	(1)	West Virginia	Annapolis	2-16
1:43.88@	(2)	Western Illinois	Normal	3-02
1:43.94@*	(2)	Dynamite TC	Chestnut Hills	12-27
1:43.94@*	(2)	Purdue	Normal	2-16
1:44.30@	(3)	Abilene Christian	Sherbrooke	2-02
1:44.31@	(3)	Drake	Normal	3-02
1:44.34@*	(1)	Eastern Michigan	Kalamazoo	1-30
1:44.34@*	()	Pennsylvania HS, Phil, Pa		
1:44.34@*	(4)	Wisconsin/Milwaukee	Normal	2-16
1:44.36	(4)	Boston International TC	Hanover	1-05
1:44.45	(2)	Pennsylvania	Hanover	2-24
1:44.49	(1)	New York Tech	Annapolis	3-02
1:44.64@*	(5)	Murray State	Normal	2-16
1:44.68@	(1)	Colby	Medford	3-03
1:44.73	(3)	Eastern Illinois	Charleston	2-02
1:44.77	(3)	Brown	Hanover	2-24
1:44.94*	(4)	Lafayette	Princeton	2-02

4x440 (*=HT +0.14; @=4x400m +1.20)

3:36.01@	(1)	Louisiana State	Flagstaff	3-02
3:38.90@	(1)	Bud Lite	Louisville	2-09
3:39.81	(1)	Temple	Johnson City	1-19
3:39.99@	(1)	Grambling	Gainesville	3-02
3:40.26	(2)	Houston	Flagstaff	3-02
3:40.96@	(1)	Texas	Gainesville	2-03
3:41.34	(2)	Tennessee	Johnson City	1-19
3:41.86@	(1)	Delaware State	New Haven	3-03
3:42.00@	(1)	Indiana	Syracuse	3-09
3:42.37	(1)	Atoms	New York	2-22
3:42.74h	(2)	Florida	Johnson City	1-18
3:42.76@	(2)	Nebraska	Gainesville	2-03
3:42.76	(1)	Prairie View	Norman	2-08
3:43.36@	(3)	Rice	Syracuse	3-09
3:43.70@	(2)	Florida State	Gainesville	3-02
3:44.03	(2)	Houston	Norman	2-08
3:44.81@	(2)	Villanova	New Haven	3-03
3:45.06@	(4)	Virginia	Johnson City	1-18
3:45.25	(5)	Maryland/ES	Johnson City	1-19
3:45.86@	(1)	Jackson State	Jackson	3-02
3:46.19	(6)	Howard	Johnson City	1-19
3:46.56@	(1)	Georgia	Gainesville	2-09
3:46.75@	(1)	Mississippi Valley	Jackson	3-02
3:47.14@*	(2)	Auburn	Gainesville	2-03
3:47.23@	(2)	Purdue	Columbus	3-02
3:47.52	(4)	Alabama	Baton Rouge	2-23
3:47.84	(2)	Oklahoma	Lincoln	2-23
3:48.48	(2)	UNLV	Lincoln	2-09
3:48.56@	(2)	Morgan State	Fairfax	1-13
3:48.64	(1)	New York Tech	Fargo	3-16

DISTANCE MEDLEY (*=HT +0.14) No attempt has been made to separate the 440-880-1320-mile times from the 400-800-1200-1600 times. No result sheets listed the distance - so we combine them all and who knows which is which?

(d=disqualified)

11:37.24	(1)	Louisiana State	Baton Rouge	2-23
11:38.63	(2)	Tennessee	Baton Rouge	2-23
11:38.68	(1)	Villanova	New Haven	3-03
11:41.73	(2)	Connecticut	New Haven	3-03
11:43.73	(3)	Penn State	New Haven	3-03
11:48.58	(1)	Michigan	Ann Arbor	1-18
11:48.70	(2)	Dartmouth	New Haven	
11:51.51	(3)	Florida	Baton Rouge	2-23
11:51.76	(4)	George Mason	New Haven	3-03
11:56.05	(5)	Syracuse	New Haven	3-03
11:58.50	(6)	St John's	New Haven	3-03
12:02.14*	(1)	Virginia Tech	Blacksburg	2-09
12:04.52	(1)	Midland Lutheran	Kansas City	2-22
12:05.34*	(d)	Princeton	Princeton	2-02
12:08.89	(4)	Alabama	Baton Rouge	2-23
12:08.99	(2)	Western Michigan	Ann Arbor	1-18
12:09.00	(5)	Kentucky	Baton Rouge	2-23
12:09.94@*	(2)	Virginia	Princeton	2-02
12:10.64*	(3)	Rutgers	Princeton	2-02
12:13.57	(1)	Springfield	Annapolis	3-02
12:14.24*	(4)	Massachusetts	Princeton	2-02
12:14.34*	(5)	Rhode Island	Princeton	2-02
12:15.12	(2)	East Stroudsburg	Annapolis	3-02
12:15.34*	(1)	West Virginia	Annapolis	2-16
12:16.55	(2)	Wisconsin/Milwaukee	Kansas City	2-22
12:17.08	(3)	Yale	New Haven	
12:17.94*	(1)	Cornell	Ithaca	12-02
12:19.00	(4)	New Hampshire	New Haven	
12:22.64*	(2)	Wake Forest	Blacksburg	2-09
12:25.38	(3)	Marquette	Kansas City	2-22
12:27.35	(1)	Wantagh HS, NY	New Haven	
12:28.04*	(1)	Bucknell	Syracuse	1-13
12:28.22	(3)	Navy	Annapolis	3-02
12:28.77	(7)	Georgetown	New Haven	
12:29.03	(6)	Georgia	Baton Rouge	2-23

PSYCH JOBS.

For distance running...
Zoom D



For cross country...
Zoom X




For all purpose running...
Zoom I



For sprinting...
Zoom SII



For all purpose running...
Flame



For the shot, discus...
SD Glide



For the long jump...
LJ III



For the high jump...
HJ 8



For the javelin...
J 300



For the triple jump...
TJ 60



NIKE
Beaverton, Oregon