

Women's

TRACK & FIELD WORLD

August 1975, Vol. 9 No. 8 PO Box 371, Claremont, California 91711 \$6 per year, 75¢ per copy



**SAN JOSE CINDERGAL
CYNDY POOR
2:03.8/4:11.8
IN EUROPE**



The boss has just returned from the Orient, and with this issue my editorial days will apparently be over. As you readers will note within these pages, I have made an intense effort to include as many meet results from the past few months as possible. With the National Championships being of primary importance in the last issue, meet results which normally would have appeared then will be covered in this issue. Hopefully!

At any rate, I can now sympathize with magazine and newspaper editors everywhere and their abilities to work against never ceasing deadlines.

Two items I would like to add while I have the chance; your responses to sending meet results has been tremendous, keep sending all items in regard to women's track regardless of whether you feel it is relevant. Let us be the judge of that. Secondly, in my own column, I am constantly looking for information on competitors. If you would like to submit a biographical sketch on someone you feel warrants the recognition, please feel free to send it along.

THE COLLEGIATE NATIONALS IN RETROSPECT

Returning for a moment to the AIAW Collegiate Nationals this May, a few things should be brought to our attention with respect to the vastly improving quality of collegiate competition. On the surface it was very apparent that times and distances are much improved, however, without a full set of results the entire picture cannot be realized. Picking it apart event by event would take undue space and time, but a few races in particular can be singled out. The 880, for example. Prior to the competition, the Collegiate record stood at 2:09.7. The results were most impressive; Wendy Knudson won it and set a new record at 2:05.97, but the next four finishers were also under the old mark! In addition, 11th place was 2:13.5, a place mark last year.

The mile was similar in consequence. Julie Brown eclipsed the existing record by 5 seconds and three other girls went under the old mark. A total of TEN runners went below the 4:56.0 mark in a field of 12.

The Two-mile was possibly the most impressive competition when judged in terms of raw improvement. The existing record was 10:56.6. FIFTEEN runners went under 11 minutes, and that same fifteen also went under the old record. Once again Julie

VINCE REEL, Editor

Published ten times per year (minimum) at Claremont, California, USA, by Women's Track and Field World Publications, Inc. PO Box 371, Claremont, California, 91711. Entered as second class mail May 1970 at Claremont, California.

AREA EDITORS: Asia, Sy Vinchow; Africa, Yves Pinaud; Europe, Jan Popper; Oceania, Bernie Cecins; South America, Jaime Ortiz Alvear; Age Group, Calvin Brown.

LEADING CORRESPONDENTS: Argentina, Gerardo Bonhoff; Austria, Erich Kamper; Australia, Katrina Graham, V.V. Kolatchoff; Belgium, Albert Vancayseele; Bulgaria, Marko Petrunov; Canada, Diane Clement, Chris Pickard, Ernest Westerhove; Chile, Hernan Soto; Czechoslovakia, Alfred Janecky, Milan Skocovsky, Milan Sykora; Denmark, Palle Lassen; Finland, Torsten Lindquist; France, Andre Alberty, Robert Pariente; East Germany, Ernst Elert, Wolfgang Gitter; West Germany, Heinz Cavalier, Max Heilrath, Fritz Steinmetz, Stefan Von Devan; Great Britain, Pete Pozzoli, Andrew Huxtable, Mal Watman; Holland, J. Koumans, J.H. Moerman; Hungary, Gabriel Szabo; Iceland, Orn Eidson; India, T.D. Parthasarthy, Ramu Sharma; Israel, Abraham Green; Italy, Elio Trifari, Salvatore Massara, Luigi Mengoni; Japan, Atsushi Hoshino, Wakaki Maeda; Malaysia, Gurbaksh Singh Kler; New Zealand, Laurence Booth, Graham Sheath; Nicaragua, Istvan Hidvegi; Norway, Einar Oren, Erik Aarset; South Africa, Gert Le Roux; Spain, Jose Corominas; Sweden, Rooney Madnusson; Turkey, Turhan Goker; USA, Dick Bank, Harmon Brown, Lyle Jones; USSR, Ilya Lokshin, Anatoliy Kashcheyev, Vladimir Otkalenko; UAR, Khalil Sherif; West Indies, Richard Ashenheim; Republic of China, Wong Chin-Chen; Yugoslavia, Olga and Miodrag Acic.

Brown came out on top clocking 10:11.2 with five of the 15 dipping under the 10:30 mark. Another eight girls ran in the 10:30-10:49 range.

In the field events, an area in which our country is not known for excessive strength, the discus event showed encouraging signs of new interest. Ten competitors exceeded the 130' mark with UCLA's Monette Driscoll setting a new Collegiate record of 156'5".

A revised Final Score to the Nationals has also been sent out:

1	UCLA	89
2	Prairie View A&M	71
3	Texas Women's Univ.	31
4	Colorado State Univ.	27
5	Michigan State Univ.	27
6	Oregon Coll of Ed.	23
7	Iowa State Univ.	22
8	Oregon State Univ.	20
9	University of Oregon	18
10	Chicago State Univ.	16
10	Cal State LA	16
12	Kansas State Univ.	16
12	Flathead Valley CC	16
14	Univ. of Colorado	14
14	Baylor University	14
16	Cent. Wash. State Coll.	12
17	USC	12
18	Seattle Pacific Coll	10
19	U of Wisconsin/Parkside	8
20	U of Wisconsin/Madison	7

HALL OF FAME INDUCTEES

Recently inducted into the Track & Field Hall of Fame in Charleston, West Virginia, were Stella Walsh, Helen Stephens, and Alice Coachman Davis. This much deserved honor goes to three outstanding athletes, all of whom were Olympic Record holders. In 1932, representing Poland, her nation of birth, as Stanislaw Walasiewicz, Stella Walsh won the 1932 Olympic 100m in 11.9. Four years later, Helen Stephens improved that record to 11.5. In 1948, Alice Coachman Davis established a new Olympic record in the high jump at 5'6 1/8".

Between the three of them, they won 64 national titles. Walsh was national champion 28 times at 50m, 100m, 200m and Discus. Her best marks were: 100m-11.6 (1943), 200m-23.6 (1935) Long Jump-19'4.8" (1939), Discus-113-10 3/8, 50m-7.0 (1934). During the Hall of Fame weekend, she said, "My best races were in Europe. I had the 200 meters in the 23's and the 400 in the 52's, but in both my best races I won easily. I feel I could have run 200 meters in the 22's if pushed." It is interesting to speculate how fast Stella Walsh would have run with today's competition. Her 23.6, run in 1935, would place her 6th on this year's US 200m list. That mark becomes VERY impressive when you consider that it was run 40 years ago!

Alice Coachman Davis recorded 23 national wins at 50m, 100m, and High Jump, with personal bests of 50m-6.4 (1944), 100m-12.0 (1945), HJ-5'6 1/8" (1948).

Probably the most versatile of the three, Helen Stephens won 13 national titles in the 100m, 200m, Discus, Shot Put, and indoor titles at 50m, Standing Long Jump, and 8# Shot. Her best marks in winning National Championships were: 100m-11.6 (1935), 200m-24.6 (1935), DT-121-6 1/4 (1936), SP-41'8 1/2", 50m-6.4i (1936), StLJ-8'8 1/4", SP-44'11 1/2 (1937).

In presenting Helen Stephens at the ceremony, her High School coach, W.B. "Burt" Moore, said, "One day I had my gym class run a 50y dash and timed them. Helen won the race and the stopwatch read 5.8, which equalled the world's record." Although Moore knew then how great a runner Helen was, he never told anyone for fear that the watch was wrong. His fears were unfounded. Helen tied the world's record in her first race.

Helen's retirement from track did not mark the end of her athletic career. She played professional basketball with the All-American Redheads, a women's team similar to the Harlem Globe-Trotters. She never lost a race to a woman, and apparently ran races against men in some of the towns the Redheads visited. She now lives in the St. Louis area.

Stella Walsh now lives in Cleveland, and still plays competitive softball and volleyball. Alice Coachman lives in Albany, Georgia, and has three children.

Congratulations to three fine athletes!

US TOP TWENTY LIST

(marks received as of August 16)

100 Meters

11.4	Brenda Morehead (TSU)
11.4	Chandra Cheeseborough (TSU)
11.5	Alice Annum (SITC)+
11.5	Sandra Howard (LBC)
11.5	Evelyn Ashford (WS)
11.5	Elaine Parker (MLTC)
11.6	Penny Slaughter (LITC)
11.6	Rosalyn Bryant (MDYF)
11.6	Renaye Bowen (LITC)
11.6	Martha Watson (LITC)
11.6	Rochelle Davis (TexTC)
11.7	Mattline Render (NYPAL)
11.7	Lynn Maxwell (PaducahTC)
11.7	Dolly Fleetwood (SCC)
11.7	Freida Cobbs (BETC)
11.7	Rosetta Birt (LITC)
11.7	Mary LeBlanc (CresTC)
11.8	Dierdre Wilson (NYPAL)
11.9	Ashanti Obi (Sprdms)+
11.9	Theresa Montgomery

100 Yards

10.4	Ashanti Obi (Grmbng)+
10.4	Mary LeBlanc (CresTC)
10.4	Carol Cummings (PV)+
10.6	Deborah Clay (TSU)
10.7	Rosetta Birt (LITC)
10.7	L. Jackson (KingTC)
10.7	Isabelle Hartford (Sprdms)
10.8	Veronica Harris (ChiU)
10.8	Lorna Forde (Atoms)+
10.8	Dollie Fleetwood (SCC)
10.8	Gayle Butler (UCLA)
10.8	Rhonda Brady (MHYF)
10.8	Alice Annum (SITC)+
10.8	Pat Collins (Atoms)
10.8	Bernadine Givens (Sprdms)
10.8	Gail Douglas (LBC)
10.8	Murlyn Council (KK)
10.8	Connie Hawkins (CYC)
10.8	Danita Young (SDC)

Wind-aided

10.3w	Rosalyn Bryant (MDYF)
10.6w	Angel Doyle (KK)
10.6w	Pam Riggs (CenWashSt)
10.6w	Debbie Byfield (BETC)
10.6w	Evelyn Ashford (WS)

200 Meters

23.0	Debbie Armstrong (SITC)
23.2	Rosalyn Bryant (MDYF)
23.4	Brenda Morehead (TSU)
23.5	Chandra Cheeseborough (TSU)
23.5	Pam Jiles (Sprdms)
23.5*	Renaye Bowen (LITC)
23.5	Lorna Forde (Atoms)+
23.6	Ashanti Obi (Sprdms)+
23.7*	Jarvis Scott (PreTC)
23.7*	Freida Cobbs (BETC)
23.7	Alice Annum (SITC)+
23.8	Michelle McMillan (Atoms)
23.9*	Bernadine Givens (Sprdms)
23.9*	Pat Collins (Atoms)
23.9	Pam Greene (CSU)
24.0*	Marie Nickson (CalHS)
24.0*	Isabelle Hartford (Sprdms)
24.0*	Linda Cordy (Atoms)
24.0*	Pam Riggs (CenWashSt)
24.1*	Beverly Day (PV)

Wind-aided

23.7w*	Freda Hancock (CF)
23.8w*	Debbie Byfield (BETC)+
23.9w*	Gwen Smith (TxHS)
24.0w*	Robin Campbell (SITC)
24.1w*	Julie Seaton (Peoria)

100m Hurdles

13.4	Jane Frederick (LATC)
13.76	Pat Van Wolvelaere (WWW)
13.8	Rhonda Brady (MHYF)
13.8	Pat Donnelly (LITC)
13.9	Janice Lester (LBC)
13.9	Deby LaPlante (Un)
13.9	Sonja Hardy (BC)
13.9	Jeanine Shepherd (GazTC)
13.9	Rosalyn Anderson
14.0	Gale Fitzgerald (Atoms)
14.0	Modupe Oshikoya (SITC)+
14.0	Carmen Brown (Atoms)+
14.1	Mary Ayers (PV)
14.1	D. Jacobson (CresTC)
14.1	Carol Thomsen (DSC)
14.2	Mary Officer (OreU)
14.2	Kim Hermann (Del)
14.3	Deanne Carlsen (WWW)
14.3	Carmen Smith (Atoms)
14.3	Karen Wechda (Lawrnce)
14.3	Nancy Kindig (NebTC)
14.3	Sandi Tyler (LITC)
14.3	Dana Collins

Wind-aided

13.7w	Andrea Bruce (PV)+
13.8w	Sherry Ballew (TSU)
14.0w	Lorraine Tummings (Atoms)+
14.03w	Debbie Esser (WoodbineTC)

400 Meters

51.6	Debra Sapenter (PV)
52.5	Robin Campbell (SITC)
52.6	Debbie Armstrong (SITC)
52.6	Lorna Forde (Atoms)+
53.0	Jarvis Scott (PreTC)
53.2	Debra Byfield (BETC)+
53.3	Pat Helms (KK)
53.7	Gwen Norman (SITC)
53.8*	Sheila Choates (TSU)
53.8	Debbie Roberson (UCLA)
54.1*	Shirley Williams (PV)
54.3	Sharon Dabney (Cli)
54.3*	Wendy Knudson (CSU)
54.4*	Cheryl Toussaint (Atoms)
54.5*	M. Jackson (Cleve TC)
54.7*	Sharon Dill (LITC)
54.7	Debbie Pastel (SITC)
54.8*	Jodi Anderson (PreTC)
54.8*	Janis Vetter (BRTC)
55.0*	Brenda Nichols (Atoms)
55.0	Mary Decker (LITC)

400m Hurdles

57.3	Debbie Esser (NebTC)
57.4	Pat Collins EL (Atoms)
59.3	Mary Ayers (PV)
59.4	Jane Smith (SITC)+
59.6	Michelle Hopper (PreTC)
59.8	Tonetta Rumph (Atoms)
59.9	Janice Lester (LBC)
59.99	Andrea Bruce (PV)
60.4	Suzie White (SITC)
60.5	Debbie Vetter (BRTC)
60.6	Clydine Crowder (LATC)
60.6	Gale Fitzgerald (Atoms)
60.8	Patty Cape (LBC)
61.6	Sandra Souza (TWU)
61.9	Denise Anderson (SPC)
61.9	D. Jacobson (CresTC)
62.2	Chris Rassel (Peoria)
62.3	Diane Vetter (BRTC)
62.8	Linda Wright (GG)
62.88y	Marilyn Carlson (CMSU)

Distance Medley Relay (440-880-1320-Mile)

11:29.0	University of California, Los Angeles
11:43.6	Kettering Striders
11:48.6	Syracuse Chargers
12:09.2	Kettering Striders 'B'
12:30.4	Syracuse Chargers 'B'

800 Meters

2:00.3	Madeline Jackson (ClevTC)
2:02.9	Kathy Weston (WS)
2:03.0	Cheryl Toussaint (Atoms)
2:03.8	Cyndy Poor (SJC)
2:04.4	Kathy Hall (WSTC)
2:04.5	Francie Larrieu (PCC)
2:04.5*	Wendy Koenig (CSU)
2:04.7	Debbie Vetter (BRTC)
2:05.1*	Lee Chiu-Shia (Red)+
2:06.1	Jan Merrill (AGAA)
2:06.1*	Robin Campbell (SITC)
2:07.1*	Julie Brown (LATC)
2:07.3	Susan Vigil (DCD)
2:07.3	Tecla Chemabwai (ChiSt)+
2:07.5	Cheryl Roulier (FTC)
2:07.5*	Robin Blarnes (Atoms)
2:07.6*	Kathy Keys (PUSA)
2:07.6*	Kate Keyes (LATC)
2:07.6	Ruth Kleinsasser (Red)
2:07.64*	Liane Swegle (SeatU)

1500 Meters

4:08.5	Francie Larrieu (PCC)
4:11.8	Cyndy Poor (SJC)
4:13.5	Julie Brown (*ATC)
4:13.9	Jan Merrill (AGAA)
4:15.0	Cindy Bremser (WisTC)
4:17.3	Kate Keyes (LATC)
4:20.2	Margaret Groos (NshWhpts)
4:20.9	Judy Graham (SJC)
4:22.8	Lee Chiu-Shia (Red)+
4:23.0	Brenda Webb (KS)
4:23.1	Doreen Ennis (Nutley)
4:23.4	Hilary Noden (ShoreAC)
4:25.0	Lalani Kelly (PAC)
4:25.8	Eryn Forbes (PortTC) 14y
4:26.4	Debbie Heald (LMM)
4:27.0	Katy Schilly (Syr)
4:28.2	Gunilla Lindh (WWW)+
4:28.8	Kathy Gibbons (Un)
4:29.0	Carol Flournoy (SCC)
4:30.0	Bileen Claugus (WS)

One Mile

4:31.6	Francie Larrieu (PCC)
4:40.58	Julie Brown (UCLA)
4:42.09	Kate Keyes (UCLA)
4:43.8	Cindy Bremser (Wisc)
4:44.8	Cyndy Poor (SJC)
4:45.41	Peg Neppel (IowaSt)
4:47.20	Kathy Gibbons (GG)
4:47.8	Lee Chiu-Shia (Red)
4:47.9	Debbie Quatier (FTC)
4:48.2	Julie Shea (NC)
4:48.4	Katy Schilly (Syr)
4:48.6	Eryn Forbes (PortTC) 13y
4:48.6	Paula Rose (BA) 14y
4:51.77	Carol Cook (SWMS)
4:52.2	Kim Merritt (UW-Parkside)
4:52.4	Jackie Hansen (SFVTC)
4:52.8	Lynn Morin (UCLA)
4:53.3	Joyce Urish (KanSt)
4:53.5	Kathy Costello (CalHS)
4:53.7	Doreen Ennis (Nutley)

Two Miles

10:07.0	Judy Graham (SJC)
10:11.2	Julie Brown (UCLA)
10:11.66	Peg Neppel (IowaSt)
10:12.45	Kate Keyes (UCLA)
10:22.19	Bileen Claugus (UCDavis)
10:24.1	Eva Gustaffson (WWW)
10:25.1	Julie Shea (Raleigh, NC)
10:25.21	Carol Cook (SWMoSt)
10:28.0	Jacki Hansen (SFVTC)
10:31.2	Cheryl Bridges (LATC)
10:36.1	Lee Chiu-Shia (Red)
10:36.4	Linda Heinmiller (UCLA)
10:36.6	Cyndy Poor (SJC)
10:36.7	Kim Merritt (UW-Parkside)
10:38.2	Debbie Heald (LMM)

(Continued on next page)

+ indicates athlete is not a US citizen
* indicates mark converted from yards

US TOP TWENTY (Cont.)

10:39.6 Lynn Morin (UCLA)
 10:39.8 Debbie Roth (Lane)
 10:40.6 Laurel Miller (SPG)
 10:41.5 Sue Mallery (OhioSt)
 10:43.8 Kathy Kuyk (UW)

1500m Walk

6:46.6 Lisa Metheny (RRR) 14y
 6:50.4 Sue Brodock (RRR)
 7:03.4 Linda Brodock (RRR)
 7:24.2 Cynthia Johnson (BA)
 7:26.0 Christine Sakelarrios (RCF)
 7:26.1 Cristy Dotseth (Un)
 7:40.5 Roberta Widmann (FtWaynePAL)
 7:45.0 Rebecca Villalvazo (RRR) 14y
 7:47.5 Carol Mohanco (KS)
 7:49.0 Cindy Luebben (KS)
 7:48.0 Mary Beth Harwick (WPTC)

One Mile Walk

7:23.2 Sue Brodock (RRR)
 7:33.1 Lisa Metheny (RRR) 14y
 7:45.5 Linda Brodock (RRR)
 7:47.5 Chris Sakelarrios (RCF)
 7:49.0 Cynthia Johnson (BA)
 7:53.7 Terri Teegarden (BA)
 7:57.0 Esther Marquez (RRR)
 8:02.0 Carol Mohanco (KS)
 8:02.6 Georgia Sakelarrios (RCF)14y
 8:02.7 Becky Villalvazo (RRR) 14y
 8:04.1 Joyce Brodock (RRR) 13y
 8:04.7 Cindy Vaughn (RCF) 13y
 8:06.8 Sheila Thomsen (Un)
 8:07.2 Vicki Cook (RRR) 11y
 8:09.6 Sandy Briscoe (Un)
 8:11.3 Laura Spencer (CY) 13y
 8:11.8 Jessica Waskow (RRR) 14y
 8:16.8 Kimi Durham (RCF)
 8:18.2 Lynn Holmbeck (PUSA) 11y
 8:20.5 J. Steiner (RRR)

440y Relay

45.3 Atoms TC
 45.6 Prairie View
 45.8 Tennessee State TC
 45.8 Sports International TC
 45.8 Lakewood International TC
 45.9 New Orleans Superdames
 46.4 Millbrae Lions TC
 46.7 Mayor Daley's Youth Foundation
 47.0 Club Orange
 47.2 Klub Keystone
 47.2 Crescent TC
 47.3 Gazelle TC
 47.3 Colorado Flyers
 47.3 Long Beach Comets
 47.3 Grambling
 47.3 Alcorn
 47.44 Michigan State
 47.5 Conroe HS, Texas
 47.6 Texas Women's University
 47.64 University of California, Los Angeles

Mile Relay

3:37.9 Atoms TC
 3:40.8 Prairie View
 3:42.5 New Orleans Superdames
 3:45.0 New York PAL
 3:45.0 Sports International TC
 3:45.3 Nebraska TC
 3:45.23 Colorado State University
 3:45.4 Premier TC
 3:45.7 Long Beach Comets
 3:47.3 Lakewood International TC
 3:47.7 Falmouth TC
 3:48.4 Texas Women's University
 3:49.8 Cavalettes
 3:50.19 Seattle Pacific College
 3:50.4 Peoria Pacettes
 3:50.6 Iowa State TC
 3:50.8 University of California, Los Angeles
 3:51.04 Iowa State University
 3:52.8 Los Angeles TC
 3:52.9 Syracuse Chargers

880y Relay (4x220)

1:37.0 Atoms TC
 1:37.3 Tennessee State University
 1:39.8 Conroe HS, Texas
 1:40.0 Temple HS, Texas
 1:41.2 Motor City
 1:42.3 Eastern Hills HS, Ft. Worth, Tx
 1:42.5 Texas Women's University
 1:42.7 Beeville Jones HS, Texas
 1:42.8 Lakewood International TC
 1:43.5 Capitol City TC
 1:43.7 Paducah HS, Texas
 1:43.8 Washington HS, Houston
 1:44.2 Long Beach Comets
 1:44.5 Garden City HS, Texas
 1:44.5 Eldorado HS, Texas
 1:44.9 Rankin HS, Texas

880y Medley Relay (220-110-110-440)

1:40.0 Sports International TC
 1:41.8 Grambling
 1:42.2 Tennessee State TC
 1:42.4 New Orleans Superdames
 1:42.8 Atoms TC
 1:42.9 Klub Keystone
 1:43.3 Wilt's Wonder Women
 1:43.8 Prairie View
 1:44.5 Washington HS, Calif.
 1:44.7 Fremont HS, Calif.
 1:44.96 University of California, Los Angeles
 1:45.0 Falmouth TC
 1:45.23 Texas Women's University
 1:45.5 University of Southern California
 1:45.6 Frederick TC
 1:45.6 Nebraska TC
 1:45.7 Peoria Pacettes
 1:45.9 Mallery Challengers
 1:46.15 Texas Women's University 'B'
 1:46.4 Muir HS, Calif.
 1:46.4 New York PAL

2 Mile Relay (4x880)

8:46.4 Blue Ribbon TC
 8:49.8 Sports International TC
 8:50.6 San Jose Cindergals
 8:53.2 Los Angeles TC
 8:55.9 Falcon TC
 9:00.8 Kettering Striders
 9:01.8 Track America
 9:02.2 Madison Badger-Jettes
 9:02.3 Syracuse Chargers
 9:04.0 Metroplex Striders
 9:04.4 Duke City Dashers
 9:06.2 Peoria Pacettes
 9:06.8 Klub Keystone
 9:07.2 Ohio TC
 9:09.0 Iowa State TC
 9:13.4 Atoms TC
 9:15.6 Gazelle TC
 9:15.8 Wilt's Wonder Women
 9:18.0 Albuquerque Olympette Club
 9:24.0 Kettering Striders 'B'

Pentathlon

4676 Jane Frederick (LATC)
 4334 Gale Fitzgerald (ATOMS)
 3918 Nancy Kindig (NebTC)
 3884 Sandi Tyler (LITC)
 3878 Dana Collins (SalemTC)
 3870 Mary Officer (OreU)
 3727 Cindy Mitchell (CW)
 3717 Mitzi McMillin (Col)
 3698 Patsy Walker (ThurstonCtyStr)
 3685 Anita Lee (DVC)
 3661 Carol Hancock (TOG)
 3648 Lisa Thomas (CF)
 3633 Kim Schofield (SprngfldStr)
 3602 Teri Seippel (KS)
 3507 Joanne Sullentrop (McPherson)
 3501 Lisa Chiavario (AOC)
 3484 Jenny Stary (SAL)
 3382 Lori West (UofCol)
 3373 Lisa Mitchell (WSTC)
 3371 Celeste Wilkinson (LCZ)

3000 Meters

9:08.6 Lynn Bjorklund (DCD)
 9:08.8 Francie Larrieu (PCC)
 9:13.4 Cindy Bremser (WisTC)
 9:17.4 Peg Neppel (IowaSt)
 9:19.4 Julie Brown (LATC)
 9:19.8 Jan Merrill (AGAA)
 9:24.1 Cyndy Poor (SJC)
 9:25.0 Carol Cook (SWMoSt)
 9:26.6 Kate Keyes (LATC)
 9:36.4 Debbie Quatier (FTC)
 9:44.0 Kathy Gibbons (Un)
 9:45.0 Linda Heinmiller (LATC)
 9:48.6 Kathy Mills (Syr)
 9:49.0 Suzanne Keith (RRR)
 9:50.2 Doreen Ennis (Nutley)
 9:51.0 Marjorie Kaput (PhnxTC)
 9:52.2 Karen Cramond (AOC)
 9:55.0 Jacki Hansen (SFVTC)
 9:59.2 Paula Driscoll (Un)
 10:00.0 Joan Benoit

Three Miles

16:04.0 Judy Graham (SJC)
 16:35.0 Lee Chiu-Shia (Red)
 16:42.0 Jacki Hansen (SFVTC)
 17:24.6 Peggy Lyman (WVTC)

5000 Meters

16:56.0 Judy Graham (SJC)
 17:06.6 Lee Chiu-Shia (Red)
 17:29.8 Jacki Hansen (SFVTC)
 17:55.8 Suzanne Keith
 17:57.9 Lisa Greenberg (SJC)
 18:07.8 Kathy Adams (WS)
 18:23.5 Dominique Carron (MLTC)
 18:50.8 Sue Neary (Un)

High Jump

6'²/₄ Joni Huntley (OreTC)
 6'1 Paula Girven (SITC)
 5'11 Louise Ritter (Red Oak, TX)
 5'10 Pam Blackburn (Un)
 5'10 Susan Hackett (Un)
 5'10 Cindy Gilbert (WWW)
 5'⁹/₄ Jane Frederick (LATC)
 5'9 Anne Gilliland (DCD)
 5'9 Karen Moller (TempleU)
 5'9 Becky Deetz (Rdgwd, NJ)
 5'9 Pam Spencer (GrtFallsHS)
 5'9 Modupe Oshikoya (SITC)+
 5'9 Karen Kritchko (Un)
 5'⁸/₄ Desiree Gronwald (BC)
 5'8 Gale Fitzgerald (Atoms)
 5'8 Cindy Sandberg (SJC)
 5'8 Kim Maddox (LA HS)
 5'8 Andrea Bruce (FV)+
 5'8 Marilyn Wiese (KearnySt)
 5'10¹/₂ Connie Dorsey (Terre Haute)

Long Jump

21'⁷/₄ Kathy McMillan (HokeCtyHS)
 21'³/₄ Martha Watson (LITC)
 21'¹/₄ Sherron Walker (FTC)
 20'⁵/₂ Jodi Anderson (WashHS)
 20'⁴/₄ Andrea Bruce (FV)+
 20'¹/₂ Lorraine Ray (CYC)
 20'¹/₄ Willye White
 19'¹¹/₂ Jane Frederick (LATC)
 19'⁸/₂ Roxanne Keating (CW) 14y
 19'³/₄ Cathy Newman (IowaTC)
 19'²/₄ Linda Morrison (WWW)
 19'³/₄ Nancy Kindig (NebTC)
 19'¹/₂ Pat Helms (KK)
 19' Gale Fitzgerald (Atoms)
 18'¹¹/₄ Kim Moran (LATC)
 18'¹¹/₄ S. Humphrey (SITC)
 18'⁸/₄ Sandra Howard (LBC)
 18'⁸/₄ Karen Elmore (MLTC)
 18'⁸/₄ Shelly Harris (CW)
 18'⁷/₄ Nancy Malloy (Dcknsn)

(Continued on next page)

US TOP TWENTY (cont.)

EUROPEAN JUNIOR BEST LIST 1975

Note: On sprint marks, electric times have been entered as the equivalent hand timed mark.

Wind-aided

19'8³/₄w Modupe Oshikoya (SITC)+
 19'6³/₄w Vicki Sturn (BillingsWHS)
 19'3³/₄w Joni Huntley (OreSt)
 19'2³/₄w Beatrice Emodi (UNLV)+

Discus Throw

172'1 Linda Langford (MDYF)
 163'5 Monette Driscoll (LATC)
 163'5 Teri Sabol (LATC)
 159'7 Jean Roberts (DSC)+
 157'4 Jan Svendsen (WWW)
 154'11 Joan Pavelich (WWW)+
 154' Denise Wood (Un)
 153'9 Lorna Griffen (FVCC)
 151'5 Lynette Matthews (SPC)
 147'4 Lynne Winbigler (UofOre)
 146'7 Karen Marshall (UofOre)
 145'11 Marcia Mecklenburg (GazTC)
 144'7 Olga Aranda (TWU)
 144'6 Barbara Butler (AOC)
 144'5 Judy Lane (WS)
 143'10 Lesley Winbigler (FVCC)
 140'10 Jackie Gordon (SITC)
 139'6 Lisa Kirk (CraterHS)
 138'10 Susie Snider (TexTC)
 138'6 Mary Stevenson (Un)

Javelin

209'7 Kathy Schmidt (LATC)
 182'9 Lynn Cannon (Un)
 181'1 Sherry Calvert (LITC)
 180'3 Osa Westman (LITC)
 178'2 Karin Smith (SCTC)
 177'3 Cathy Sulinski (MLTC)
 172' Barbara Friedrich (ShoreAC)
 168'10 Susie Norton (KanSt)
 167'8 Nadine Bowers (SJC)
 162'1 Barbara Whitfield (Un)
 158'11 Marilyn White (MesaTC)
 156'3 Lisa Kirk (CraterHS)
 156' Marsha Melvin (OreClgEd)
 155'11 Cathy Corr (LITC)
 155'7 Lynn Polk (SPC)
 153' Connie Gasson (LATC)
 151'7 Marsha Poppe (KanSt)
 150'8 Kelly Fuiks (OW)
 149'9 Karen Ertman (DeAnzaTC)
 149'½ Marcia Walters (WashStU)

Shot Put

53'2¹/₂ Maren Seidler (MDYF)
 50'½ Emily Dole (LITC)
 50' Maureen Dowds (Nolmac)
 49'1¹/₂ Denise Wood (Un)
 49'1 Mary Jacobson (Un)
 48'11 Linda Langford (MDYF)
 48'9¹/₂ Jane Frederick (LATC)
 48'8¹/₂ Jan Svendsen (WWW)
 48'6¹/₂ Evelyn Okeke (OreClgEd)
 48'4¹/₂ Ann Turbyne (Gilly's Gym)
 48'1 Susie Snider (Baylor)
 48'½ Marcia Mecklenburg (GazTC)
 47'8¹/₂ Kathy Devine (Un)
 47'8¹/₄ Cel Rutledge (MLTC)
 46'1¹/₄ Lynette Matthews (SPC)
 45'10¹/₄ Karen Marshall (UofOre)
 45'5¹/₄ Denise Holloway (SJC)
 45'3 Shirley Mitzner (KanSt)
 45'1¹/₄ Olga Aranda (TWU)
 44'10¹/₄ Kathy Bryant (OreClgEd)

100 Meters

11.54 W. Clarke(GB)
 11.3 Witkowska(Pol)
 11.57 Koppetsch(DDR)
 11.59 Hareter(Austria)
 11.68 Oelsner(DDR)
 11.5 Steger(GFR)
 11.5 Schneider(DDR)
 11.80 Barnett(GBR)
 11.82 Schenten(GFR)
 11.6 Holzapfel(GFR)

400 Meters

50.84 Brehmer(DDR)
 51.70 Koch(DDR)
 52.67 Marquardt(DDR)
 52.85 Klepp(DDR)
 52.7 Wallez(Bel)
 53.41 Kronnig(DDR)
 53.84 Regel(DDR)
 54.12 Kuske(DDR)
 54.0 Kennedy(GB)
 54.37 Stachowicz(GFR)

800 Meters

2:02.8 Commandeur(Neth)
 2:03.7 Kiernan(GB)
 2:04.3 Ullrich(DDR)
 2:05.1 Schiller(DDR)
 2:05.5 Tomecic(Yug)
 2:06.2 Jarmuske(DDR)
 2:06.7 Hjalmarsson(Swe)
 2:07.3 Olafsson(Den)
 2:07.7 Avdibasic(Yug)
 2:07.8 Fieke Kamps(Nor)

1500 Meters

4:09.1 Dorio(Italy)
 4:17.2 Kuhse(DDR)
 4:18.3 Peters(Bel)
 4:18.4 Hjalmarsson(Swe)
 4:19.9 Olafsson(Den)
 4:20.8 Jarmuske(DDR)
 4:21.4 Setiert(GFR)
 4:22.9 Franke(DDR)
 4:23.4 Rasmussen(Den)
 4:23.7 Ludtke(DDR)

100 Meter Hurdles

13.5 H. Xalter(GFR)
 13.5 Glatte(DDR)
 14.0 B. Kehrli(Swiz)
 14.0 Lebeau(France)
 13.8 Decher(Den)
 13.8 Seeger(DDR)
 13.8 Siska(Hun)
 14.08 Wandler(DDR)
 14.14 Raditz(DDR)
 13.9 Mazurkiewicz(Pol)
 13.9 Claus(DDR)
 13.9 Weigt(GFR)
 13.9 Erasmus(DDR)

4x100 Relay

44.3 DDR
 45.4 USSR
 45.4 GFR
 45.6 Poland

4x400 Relay

3:37.7 DDR
 3:44.4 USSR
 3:44.6 GFR
 3:49.4 Poland

200 Meters

23.18 Witkowska(Pol)
 23.42 Koppetsch(DDR)
 23.48 W. Clarke(GB)
 23.3 Brehmer(DDR)
 23.4 Barnett(GB)
 23.5 Steger(GFR)
 23.5 Schneider(DDR)
 23.88 Schinzel(Austria)
 23.92 Koch(DDR)
 23.96 Schlucker(DDR)

Pentathlon

4573 Seeger(DDR)
 4363 Holzapfel(GFR)
 4266 H. Schmidt(GFR)
 4203 Hanel(GFR)
 4189 Reinhold(GFR)
 4157 Glatte(DDR)
 4136 Weigt(GFR)
 4126 Siska(Hun)
 4107 Lebeau(France)
 4096 Kurth(DDR)

Long Jump

6.38/20-11¼ Panait(Rum)
 6.34/20-8¾ Grimm(DDR)
 6.25/20-6 Shidova(USSR)
 6.24/20-5¾ Seeger(DDR)
 6.21/20-4¾ H. Xalter(GFR)
 6.20/20-4 Gohler(DDR)
 6.20/20-4 Starke(GFR)
 6.19/20-3¾ Hanel(GFR)
 6.19/20-3¾ Weigt(GFR)
 6.17/20-3 Sonneck(GFR)
 6.17/20-3 Spinu(Rum)

Shot Put

16.62/54-6¼ Kracic(DDR)
 16.49/54-1¼ Choroshilova(USSR)
 16.04/52-7½ Wesselinova(Bul)
 15.75/51-8 Dimitrova(Bul)
 15.64/51-3¼ Reichardt(DDR)
 15.28/50-1½ Becker(DDR)
 15.05/49-4¾ Anzelotti(Italy)
 15.03/49-3¼ Charotnik(USSR)
 15.02/49-3¼ Hess(DDR)
 14.77/48-5½ Schulze(DDR)

Discus

56.30/184-8½ Wenzel(DDR)
 54.80/179-9 Bludau(DDR)
 51.34/168-5 Czoeko(Hun)
 50.32/165-1 Dimitrova(USSR)
 50.26/164-11 Hernas(Pol)
 49.84/163-6 Kosyr(USSR)
 49.74/163-2 Parow(DDR)
 48.94/160-7 Wiarda(Nor)
 48.38/158-9 Fedorenkova(USSR)
 48.02/157-6½ Gunther(DDR)

Javelin

58.84/193-½ Dryeova(Czech)
 58.02/190-4 Boldneice(USSR)
 56.32/184-8 Richter(DDR)
 54.60/179-1 Litwinova(USSR)
 53.60/175-10 Portonova(USSR)
 52.76/173-1 Repser(GFR)
 51.72/169-8 A.Fuchs(DDR)
 51.60/169-3 Arabadshieva(Bul)
 51.14/167-9½ Bukowska(Pol)
 51.14/167-9½ Herzog(DDR)

(high jump on page 24)

FOREIGN NEWS

CASEY VIEWS THE PRE OLYMPICS

"Whatever became of that 16-yr-old girl who won the high jump at the Olympics in Munich? Is she still jumping?"

I have been asked this question often in the past three years by Americans who don't even follow women's track in their own country--much less in other parts of the world. I assure them that she is still going over 6 feet consistently. I was there when she did it last September at the European Championships in Rome; a meet which saw Rosemary Witschas-Ackermann set the new World record of 1.95 (6'4 3/4) and 14 jumpers over approximately 5'11" (1.80) to qualify for the finals; among them Ulrike Meyfarth.

Last month I was in Montreal where 34 nations met in pre-Olympic competition. After checking in at the Montreal Press Club to be photographed and given the proper credentials, I went out to the University of Montreal where the athletes were housed. I have never yet discovered what sort of 'Information' is dispensed at a desk bearing that sign at these international meets. Perhaps they can tell the girl athletes where they can get their hair done. Of course they are there for the benefit of the athletes, not the Press, and they did have interpreters for every necessary language--even English which you seldom hear spoken in Montreal. The girls were friendly and helpful and after a long tour of the first floor we found a young man who gave me the room number of the West German coach and pointed to the elevator. Three young men rode up with me, and having ascertained that they were from the Soviet Union, I announced in my best night-school Russian, "Today the weather is not good." They laughed and agreed, "It is very, very, bad!" at which point, having pretty well exhausted my Russian repertoire, I got off the elevator. (It was cold and very windy, with a thunderstorm threatening.)

The coach told me his girls were sleeping, so I asked if I could arrange to talk to Ulrike Meyfarth after she jumped the next evening - the women's high jump was to be the first event. Just then there was a tap at the door and in came Ulrike, who is taller than she looks when jumping. Since she was flying out after her competition, she suggested that we go to the lounge and talk that afternoon. She told me that she has just finished school--the equivalent of our high school--and plans to go on to University and become a physical education teacher. I was ready to struggle with my Viennese 'street' German which I used when I talked to the East German girls in Rome, but Ulrike speaks flawless English and said I would find this to be true of her team-mates as they study it in school.

Ulrike was born May 4, 1956 and lives in Cologne. She has one brother, who is interested in athletics, but more interested in sailing. I asked if she finds time for any hobbies--I'm sure school and training don't allow too much time for anything else. She said she loves to read, and is fond of skiing but Cologne is not located in ski country and they have to go south - sometimes to Austria - to enjoy good skiing. Asked whether she has much opportunity to compete against the world record holder, she replied that unfortunately the West German girls do not get much competition with the East Germans except at the big meets such as the European Cup matches, Olympics, etc.

The next day the meet got off to a fine start for the 3-day competition. Ulrike cleared 1.89 (6'2 1/2") for a new Canadian 'open' record. Jumping on a cold evening with a very strong wind blowing, she then had the bar raised to 1.93 (6'4") but was unable to clear that height. Both Louise (Hanna) Walker of Canada and Sara Simeoni of Italy cleared 1.87 (6'1 5/8"), with Christine Debourse of France 4th at 1.83 (6'). Debbie Brill, Canada, Mikiko Sone, Japan, and Ellen Mundinger of Germany all cleared 1.78 (5'10 1/8").

Other women's events the first evening included the 100m semis and finals, the shot put, javelin, and qualifying heats in the 800m. Pam Jiles, the only American to qualify in the 100, was late reporting for the finals and was disqualified. Patty Loverock of Canada, battling an injury and a 2.46 mps headwind, won it in 11.62 with a shivering Alice Annum, Ghana, close behind. It reminded me of the first time I ever saw Alice run, in the bitter cold of the Commonwealth Games in Edinburgh in 1970!

Kathy Schmidt, USA, set a new Canadian-open record in the javelin with a toss of 62.58 (205'4"). Her closest competitor was Lutvian Mollova of Bulgaria who threw 61.18 (200'8"). Marian Becker, WG, was third. Another COR was set in the shot, with WR-holder Helena Fibingerova of Czechoslovakia putting 20.75 (68'1"). No doubt most, if not all, of these Canadian Open records will fall again next year. Ivanka Christova and Elena Stoyanova garnered both the silver and bronze for Bulgaria. In the heats of the 800, Cheryl Toussaint appeared to stumble as she completed the first lap, and was out of it.

Kathy Weston was out-manuevered by the more experienced Europeans for a qualifying spot.

Martha Watson told me that the new track at Kent Park in Montreal is fast. It is 8 lanes and built to withstand the Canadian winter. Next year it will be used as a 'work-out' track during the Olympics.

The second day's competition opened with the women's long jump, where young Kathy McMillan of North Carolina set a COR with a leap of 6.51 (21'4 1/4") against excellent competition. A sudden shower didn't seem to dampen the spirits of either the athletes or the spectators. (It chased me into the Press trailer, where I wasn't alone. I guess the Press can't take it!) Eva Suranova, Czechoslovakia, was the silver medalist in the long jump with 6.43 (21'1 1/4"), and Martha Watson, USA, took the bronze with 6.35 (20'1 1/4").

The 100m Hurdles saw yet another COR with Grazyna Rabstzyn of Poland running 13.16 and her team-mate, Teresa Nowak, 13.61. Pentathlon WR-holder Nadya Tkachenko of the Soviet Union was third in 13.63. There were both semis and finals in the 400m with Debra Sapenter, USA, taking the gold in 52.55. Canada's Joyce Yakubowich and Margaret McGowan ran 52.76 and 53.3 for 2nd and third.

The 800m final was one of the highlights of the meet, with 3 Bulgarians and one each from Romania, France, Poland, Canada and Czechoslovakia. In spite of the rain, Mariana Suman of Romania and Marie Dubois of France ran it in 1:59.73 and 1:59.87, with Lilyana Tomova, Bulgaria, third in 2:00.1. 8th place was 2:03. I overheard someone audibly wondering what Madeline Jackson might have done. I wondered too.

Sunday, the final day of competition, saw Maria Vergova, Bulgaria, win the discus with a throw of well over 200 feet--pardon me!- 66.20/217'2" (I'll learn to understand meters some day, I hope!) Argentina Menis of Romania was second with 62.60 (205'4") and Carmen Ionescu who is apparently living in Canada and was competing as a "guest", third with 59.06 (193'9").

In the finals of the 200m Pam Jiles made up for her mis-hap in the 100 by winning in 23.72 against a wind of 3.16 mps, beating Lea Alaerta, Belgium, by 3/100 of a second! Pirjo Hagmann of Finland was third. The 1500 was very exciting to the crowd of Canadian spectators, as Thelma Wright started the 'rabbit' chore for two laps, then Glenda Reiser took over, and finally Abby Hoffman. However, 4th place was the best they could manage as Natalia Andrei, Romania, won in 4:10.69 with Nikolina Schterova, Bulgaria, 2nd and tiny Magdolna Lazar of Hungary 3rd. Hoffman was 4th, Charlotte Bradley of Mexico 5th, Wright 6th, and Julie Brown, USA, 7th, followed by Amzina of Bulgaria, Davis Reiser, and Mitchell of Canada, and Mwangala Mwinga of Nigeria.

Six competitors finished the pentathlon, which was won by Ludmilla Popovskaya, SU, with a point total of 4205. The weather, with high winds and intermittent showers, was not conducive to high scores. Modupe Oshikoya, Nig., won the pentathlon hurdles with a fine 13.85. Popovskaya won the shot. Gail Fitzgerald, USA, and Oshikoya tied in the high jump, each accumulating 974 points in that event. Marie Christine De Bourse, Fra., had the best long jump at 6.04 for 915 points, and she and the Russian girl were very close in the sprint. Pentathlon newcomer Sue Summers of Canada and veteran Mercedes Roman of Mexico rounded out the field. There was a spread of only 99 points between 1st and 4th places in the De Bourse took the silver medal and Fitzgerald the bronze.

While I was watching the high jump Friday evening, Chuck Debus and some of his girls on the US team joined me. Chuck greeted me with, "Casey, are you scoring?"

Of course I couldn't resist the temptation then, so I made a chart! Because the home team had a better chance to enter women in every event, Canada scored the most points, with Bulgaria surprisingly close in 2nd and the USA, 3rd.

POOR 2nd IN CRYSTAL PALACE 800

London, England, 7/4: Cyndy Poor, with a burst of final speed, slipped in for second in a large 800 meter field. Her finishing kick left her just short of the winner, Charlene Rendina of Australia who clocked 2:04.92. Poor's time was 2:05.53 and just in front of England's Joan Allison at 2:05.77. Results: 1-Charlene Rendina, 2:04.92. 2-Poor, 2:05.53. 3-Allison, 2:05.77. 4-Stewart(GB) 2:06.09. 5-Yule, 2:06.93. 6-Thijs(Belgium) 2:07.06. 7-Grete Anderson(Nor) 2:07.08. 8-Somervall, 2:07.17. 9-Penny, 2:08.15. 10-Yoeman, 2:08.49.

6th USSR SPARTAKAID & SOVIET CHAMPIONSHIPS

Moscow, Russia, July 27/30: This years championships produced some surprises and raised a few questions about who will make up the Soviet team in Montreal next year. Not surprising was the fact that Maslakova, Besfamilnaya and Ilyina handled everything from the 100 to the 400. But, out of the 800 came a surprise, Nina Morgunova, who breezed her qualifying round in 2:02.9, returned in the final and passed the 400 in 57.5,



Faina Melnik 222'5"

continued through the 600 in 1:28.5 and finished strong to post a 1:59.4 (the fastest time recorded in the world thus far this year). Morgunova had a best of 2:00.4 in 1974. As has been the case around the world this year, the 800 has shown tremendous depth as 7th place finished in 2:04.0. Another surprise came in the 100MH as Natalia Lebedeva flew to a new Soviet record with a quick 12.8. It was Lebedeva's first clocking under 13 seconds.

A question arose out of the 1500 meters. What happened to Ludmilla Bragina, the 1972 Olympic Gold medalist in this event? In trouble almost from the start, Bragina struggled in 10th at the 1200 and then failed to finish. Team mate and many times internationalist, Pangelova, finished in fourth at 4:15.2.

Least surprising of all were the results of the discus. Faina Melnik first! Need anyone say more. The seemingly undefeatable Melnik once again demolished her competition with a tremendous 222-5 throw. Of additional note is Melnik's side interest in the Shot Put; A second place finish and her lifetime best---61'9 1/4". Side interest!!

The shot put, an event which has always been a stronghold for Soviet athletes, once again showed great strength. With former world record holder Nadezhda Chizsova not competing, second stringer(!) Kracevskaya claimed the championship at 68-11 1/2. Incredibly, in 11th place was 35 year old Yelena Korableyeva with a throw of over 56 feet!

In the 1600 relay the Russian state of Latvia displayed good strength and balance as they breezed to a 3:30.2 victory. Their splits; Dundare 53.7, Stula 52.3, Barkane 51.6 and Klimovic 52.6. The results:

First Day: 4x100, Heat 1, 1-Moskva 44.0, 2-RSFSR 44.2, 3-Belorussia 45.5, Latvia 45.7. Heat 2, 1-Ukraine 44.8, 2-Leningrad 45.8, 3-Litva 46.2, 4-Uzbekistan & Kazachstan 46.5.
Final: 1-Moskva(Besfamilnaya,Masalakova,Sineva,Anisimova) 43.7. 2-RSFSR 44.0. 3-Ukraine 44.7. 4-Belorussia 45.6. 5-Latvia 45.6.
3000, 1-Raisa Katjukova 9:00.6, 2-Svetlana Ulmasova 9:03.2, 3-Zanna Romanova 9:10.4, 4-Nadezda Kosolapova 9:24.8, 5-Galina Golivinskaya 9:29.6, 6-Olga Gorbatenko 9:31.8. (Winners splits were; 1000-2:56.5, 2000-6:00.0).
Shot Put, 1-Svetlana Kracevskaya 21.02/68-11 1/2(series: 20.50-20.89-21.02-20.33-20.83-20.50). 2-Faina Melnik 61-9 1/4. 3-Rimma Makauskaite 18.57/60-1 1/4, 4-Antonina Ivanova 18.34/60-2, 5-Tamara Bufetova 18.15/59-6 1/2, 6-Rimma Plistkina 17.64/57-10 1/2.

Second Day: 100,Ludmilla Maslakova 11.3, 2-Nadezda Besfamilnaya 11.4, 3-Svetlana Belova 11.4, 4-Tatjana Sineva 11.5, 5-Vera Anisimova 11.6, 6-Natalia Kozarnovic 11.7.

High Jump, 1-Alla Federchuk 1.85/6-1, 2-Galina Filatova 1.83/6-0, 3-Larisa Kuzelenkova 1.83/6-0, 4-Tatjana Malaskina 1.81/5-11 1/4, 5-Larisa Klimentenok 1.81/5-11 1/4, 6-Nina Kobseva 1.81/5-11 1/4.

Long Jump, 1-Lidia Alfejeva 6.67/21-10 1/2, 2-Kapitolina Lotova 6.35/20-10, 3-Galina Gopchenko 6.32/20-8 3/4, 4-Galina Semenova 6.29/20-7 1/4, 5-Tatjana Potatova 6.17/20-3, 6-Ludmilla Kajgorodova 6.14/20-1 1/4.

Third Day: 200, 1-Nadezda Besfamilnaya 23.0, 2-Tatjana Sineva 23.2, 3-Svetlana Belova 23.2, 4-Tatjana Prorocenko 23.3, 5-Natalia Ivanova 23.6, 6-Natalia Matvejeva 23.8.
400, 1-Nadezda Ilyina 51.8, 2-Ingride Barkane 51.9, 3-Inta Klimovic 52.5, 4-Larisa Gaponova 53.4, 5-Lubov Runco 54.1 6-Lina Purvinskaite 54.1.
100MH, 1-Natalia Lebedeva 12.8 (Soviet Union Record), 2-Lubov Kononova 13.2, 3-Tatjana Ansimova 13.2, 4-Zoya Spasovchodskaya 13.4, 5-Tatjana Zelencova 13.6, 6-Ludmilla Surchal 13.6.
Other: 7-T. Kolesnikova 13.6, 8-Bondareva 13.6.
Discus, 1-Faina Melnik 67.80/222-5 (series: 61.30-64.72-67.14 -F-F-67.80), 2-Valentina Kuzmenko 61.90/203-1, 3-Nadezda Jerocha 60.84/199-7, 4-Ludmilla Chmelevskaya 58.22/191-0, 5-Valentina Stepusina 57.80/189-7 1/2, 6-Natalia Gorbaceva 57.42/188-5.

Fourth Day: 4x400, 1-Latvia (Dunare 53.7, Stula 52.3, Barkane 51.6, Klimova 52.6) 3:30.2, 2-Moskva (Ivanova 53.0, Sibenkova 54.0, Sokolova 54.0, Ilyina 52.0) 3:33.0, 3-RSFSR 3:34.0, 4-Ukraine 3:36.0, 5-Belorussia 3:38.2, 6-Kirgizia 3:39.8.'B' race 1-Litva (Purvinskaite 52.7) 3:41.7.
800, 1-Nina Morganova 1:59.4, 2-Sarmite Stula 2:00.8, 3-Ravila Izmailova 2:02.3, 4-Olga Vachruseva 2:02.9, 5-Tatjana Providochina 2:03.0, 6-Nadezda Musta 2:03.3.
1500, 1-Tatjana Kazankina 4:07.9 (Splits: 64.3-2:13.6-3:23.5) 2-Olga Dvirna 4:12.0, 3-Tatjana Galstjan 4:14.4, 4-Tamara Pangelova 4:15.2, 5-Anna Kryina 4:15.4, 6-Tamara Sorokina 4:16.6, 7-Raisa Katjukova 4:16.8 (led at 400 62.4 and 800 2:12.2). Others: Ludmilla Bragina (10th at 1200) DNF. 'B' race 1-Irena Nikonova 4:14.7, 2-Svetlana Ulmasova 4:15.1.
Javelin, 1-Leolita Blodniete 59.54/195-4, 2-Svetlana Babich 58.14/190-9, 3-Nina Marakina 55.50/182-1, 4-Nadezda Jakubovic 55.30/181-5, 5-Valentina Strakovic 53.72/176-3, 6-Valentina Tichonova 51.54/169-1.

MELNIK SETS NEW WORLD DISCUS MARK

Zurich,Switzerland,August 20: Zurich's Letzigrund Stadium was the site as Faina Melnik, the Soviet Union and World's greatest discus thrower, once again set a new world mark in her event surpassing the 70 meter mark with a throw of 70.20/230-4. The distance was exactly a foot beyond her old world mark which was set last year.

GO TO EUROPE - BECOME A STAR

Cindy Poor became America's second best ever 1500 meter runner finishing fourth in a international meet held in Hanover, Germany. Her mark, 4:11.8 was right on the heels of the number one American in this event, Francie Larrieu. Larrieu's time of 4:11.7 was only good enough for third, however, as Ellen Wellmann, West Germany and Paola Cacchi, Italy both clocked 4:10.8 with Wellmann leaning for the victory. Fifth placer Jan Merrill also posted a lifetime best running 4:13.9.



MONTREAL PRE OLYMPICS



Natalia Andrei-1500 winner

Montreal, Canada, July 25/27: 34 nations turned out to test the Montreal facilities and perhaps encounter some new and different competition as well as gain a better idea of what to expect in 1976. The major powers, such as East Germany and the Soviet Union, failed to assemble 'en masse' and sent only skeleton squads. However, even with these teams lacking full strength, anyone looking for what to expect in 76 certainly found it to some extent. Evidence of this came quickly. On the first day of competition in the high jump, eventual winner Ulrike Meyfarth cleared 6-2½ and seven competitors went over the 5-10 barrier. In the shot put, former world record holder Fibingerova topped the field with a 68-1 toss. Third place was also over 60 feet.

After qualifying the previous day, it was the halfmilers turn to impress. Impress they did, as Marianna Suman and Marie Francoise Dubois went under 2 minutes and Bulgarian Tomova, a click back at 2:00.1. All eight finishers were under 2:03.7!

American entrants Debra Sapenter and Kathy McMillan were victorious in their respective events (400 meters and Long Jump). McMillan also posted a new Canadian Open Record with her mark.

In the Discus, Maria Vergova of Bulgaria continued to keep pressure on the Soviet's Faina Melnik for platter supremacy, as she easily topped the field with a heave of 217-2. (Pictured above, Natalia Andrei, Rumania, came within one-tenth of her lifetime best posting a 4:10.69 in winning the 1500 meters and defeating a very strong field. In 1974 Andrei also covered the 3000 in 8:58.9.) (Werek Photo) The Results:

July 25:

100m heats: Heat 1) 1-Patty Loverock (Can) 11.86. Heat 2) 1-Marjorie Bailey (Can) 11.87. Heat 3) 1-Alice Annum (Ghana) 11.83.

100m final: 1-Patty Loverock (Canada) 11.62, 2-Alice Annum (Ghana) 11.78, 3-Lea Alaerts (Belgium) 11.84, 4-Tuula Rautanen (Finland) 11.94, 5-Lynn Kellond (Canada) 12.02, 6-Ashanti Obi (Nigeria) 12.05. (wind -2.46)

800m heats: Heat 1) 1-Rossitsa Pekhlivanova (Bulgaria) 2:03.59 2-Jozefina Cerchlanova (Czechoslovakia) 2:03.83, 3-Vasilena Amzina (Bulgaria) 2:04.22, 4-Magdolna Lazar (Hungary) 2:05.36, 5-Maureen Crowley (Canada) 2:06.53. Heat 2) 1-Elzbieta Katolik (Poland) 2:02.66, 2-Marie-Francoise Dubois (France) 2:02.84, 3-Joan Wenzel (Canada) 2:03.84, 4-Svetla Zlateva (Bulgaria) 2:04.49, 5-Cheryl Toussaint (USA) 2:07.85. Heat 3) Mariana Suman (Rumania) 2:03.10, 2-Lilyana Tomova (Bulgaria) 2:03.22, 3-Nikolina Schtereva (Bulgaria) 2:03.42, 4-Charlotte Bradley (Mexico) 2:04.72, 5-Kathy Weston (USA) 2:04.79, 6-Abby Hoffman (Canada) 2:05.41.

High Jump: 1-Ulrike Meyfarth (W. Germany) 6'2½" (Canadian Open Record), 2-Louise Walker (Canada) 6'1¾" (Canadian Record), 3-Sara Simeoni (Italy) 6'1¾", 4-Marie-Christine DeBourse (France) 5'11¼", 5-Debbie Brill (Canada) 5'10¼", 6-Ellen Munding (W. Germany) 5'10¼", 7-Mikiko Sone (Japan) 5'10¼".

Javelin: 1-Kathy Schmidt (USA) 62.58/205'4" (Canadian Open Record), 2-Lutvian Mollova (Bulgaria) 61.18/200'9", 3-Marion Becker (W. Germany) 57.24/187'9½", 4-Toni Hristova (Bulgaria) 54.80/179'9½", 5-Laurie Kern (Canada) 44.68/146'7", 6-Jay Dahlgren (Canada) 44.18/144'11".

Shot Put: 1-Helena Fibingerova (Czechoslovakia) 20.75/68'1", 2-Ivanka Christova (Bulgaria) 19.94/65'5", 3-Elena Stoyanova (Bulgaria) 18.40/60'4½", 4-Ludwika Chewinska (Poland) 18.04/59'2¼", 5-Maureen Dowds (Canada) 15.15/49'8½", 6-Lucette Moreau (Canada) 14.29/46'10½". (Canadian Open Record by Fibingerova)

July 26:

400m: 1-Debra Sapenter (USA) 52.55, 2-Joyce Yakubowich (Canada) 52.76, 3-Marg McGowan (Canada) 53.33, 4-Lorna Forde (Barbados) 53.38, 5-Pirjo Haggman (Finland) 53.45, 6-Rachelle Campbell (Canada) 53.49, 7-Svetla Zlateva (Bulgaria) 54.56.

800m: 1-Mariana Suman (Rumania) 1:59.73, 2-Marie-Francoise Dubois (France) 1:59.87, 3-Lilyana Tomova (Bulgaria) 2:00.10, 4-Elzbieta Katolik (Poland) 2:00.91, 5-Schtereva, Nikolina (Bulgaria) 2:01.33, 6-Rossitsa Pekhlivanova (Bulgaria) 2:01.41, 7-Joan Wenzel (Canada) 2:02.07, 8-Jozefina Cerchlanova (Czechoslovakia) 2:03.63. (Can. Open Rec. by Suman)

100mH: 1-Grazyna Rabsztyn (Poland) 13.16, 2-Teresa Nowak (Poland) 13.61, 3-Nadya Tkachenko (USSR) 13.63, 4-Elizabeth Damman (Canada) 13.88, 5-Sue Bradley (Canada) 14.24, 6-Cecilia Branch (Canada) 14.38, 7-Karen Beach (Canada) 14.63. (Canadian Open Record by Rabsztyn) (wind -1.53)

Long Jump: 1-Kathy McMillan (USA) 6.51/21'4¼" (Canadian Open Record) 2-Eva Suranova (Czechoslovakia) 6.43/21'1¼", 3-Martha Watson (USA) 6.35/20'10", 4-Isabelle Lusti (Sweden) 6.32/20'8¼", 5-Brenda Eisler (Canada) 6.26/20'6½", 6-Tuula Rautanen (Finland) 6.14/20'1¾", 7-Ann Brian (Canada) 6.02/19'9", 8-Nadyezhda Tkatsenko (USSR) 5.95/19'6¼".

July 27:

200m heats: Heat 1) 1-Joanne McTaggart (Canada) 23.98, 2-Pirjo Haggman (Finland) 24.45, 3-Linda Cordy (USA) 24.47, 4-Isabelle Lusti (Sweden) 24.73, 5-Tinker Robinson (Canada) 24.83, 6-Eleanor Mahal (Canada) 25.02. Heat 2) 1-Pam Jiles (USA) 23.86, 2-Lea Alaerts (Belgium) 24.04, 3-Joyce Yakubowich (Canada) 24.08, 4-Lorna Forde (Barbados) 24.85, 5-Ashanti Obi (Nigeria) 24.85, 6-Margot Howe (Can) 25.45. (Wind-, -1.38mph). Final: 1-Pam Jiles (USA) 23.72, 2-Lea Alaerts (Belgium) 23.75, 3-Pirjo Haggman (Finland) 23.96, 4-Joyce Yakubowich (Can) 24.02, 5-Lorna Forde (Barbados) 24.41, 6-Joanne McTaggart (Can) 24.61. (Wind-, -3.16mph)

1500 Meters, 1-Natalia Andrei (Rumania) 4:10.69, 2-Nikolina Schtereva (Bulgaria) 4:11.06, 3-Magdolna Lazar (Hungary) 4:14.04, 4-Abby Hoffman (Can) 4:15.13, 5-Charlotte Bradley (Mexico) 4:15.31, 6-Thelma Wright (Can) 4:15.64, 7-Julie Brown (USA) 4:16.21, 8-Vasilena Amzina (Bulgaria) 4:17.08, 9-Ann Marie Davis (Can) 4:17.27, 10-Debbie Mitchell (Can) 4:17.57. Discus, 1-Maria Vergova (Bulgaria) 66.20/217-2 (Canadian Open Record), 2-Argentina Menis (Rumania) 62.60/205-4½, 3-Carmen Ionescu (Can-Guest) 59.06/193-9, 4-Svetla Bochova (Bulgaria) 55.38/181-8, 5-Jane Haist (Can) 52.60/172-7, 6-Carol Martin (Can) 52.16/167-10.

Pentathlon, 1-Ludmilla Popovskaya (USSR) 4205 (14.14-14.23-1.68-5.40-25.32), 2-Marie-Christine DeBourse (France) 4177, 3-Gail Fitzgerald (USA) 4164, 4-Modupe Oshikoya (Nigeria) 4106, 5-Sue Sommers (Can) 3693, 6-Mercedes Roman (Mexico) 3467.

PARTICIPATING COUNTRIES: Australia, Austria, Barbados, Belgium, Brazil, Bulgaria, Canada, Central African Rep., Costa Rica, Denmark, Dominican Republic, West Germany, Finland, France, East Germany, Hungary, Israel, Italy, Japan, Korea, Luxembourg, Mexico, Niger, Norway, Poland, Rumania, Senegal, Soviet Union, Sweden, Switzerland, Trinidad-Tobago, United States, Yugoslavia.

ADAM SETS WORLD SHOT MARK

Berlin, Germany, 8/6: Marianne Adam added another World Record performance to East Germany's growing track and field dynasty at this international meet as she hefted the 4 kilo ball 70-10½/21.60. Adam exceeded the old mark of 70-9¼ set last year by Czechoslovakia's Helena Fibingerova. The six-foot, 187 pounder just missed the previous mark only weeks before when she exploded for a 70-3½ effort at Sofia during the European Cup qualifying meet. Her lifetime best to that point was 20.61/67-7½ in 1974. Adam is not, however, an overnight success. She began putting the shot in 1967 at the age of 16. Her best that year was 12.00/39-4½. Adam is a member of the SC Dynamo Berlin club and trained by Willi Kuhl. In addition to her tremendous performance in the shot put, Adam has also thrown the discus 154-9 (1971), high jumped 5-3, and long jumped 17-7! Good versatility for a weight eventer.



(Street Photo)

USA - PAN AFRICA - GERMANY

Durham, North Carolina, July 18-19: A strong West German team which came to Durham ready to compete, went away with two new world records in the relays and tied a German national record in the 100MH. Olympic high jump gold medalist Ulrike Meyfarth set a new stadium record of 6-2¼, while team mate Karen Geese pushed American star Joni Huntley to third as she cleared 6-1¼. Huntley was eliminated at 5-10¾.

The American team, however, was not shut out of the record setting binge as javelin thrower Kathy Schmidt and halfmiler Madeline Jackson set new stadium records in their specialties. Debra Sapenter, who seems to have an affinity for tying records, tied the stadium record in the 400 meters at 52.0. Earlier in the season at White Plains Debra tied the American record for the same event.

With victories in every event with the exception of Sapenter in the 400, the German team piled up an insurmountable 34 point lead after the first day of competition leading the USA 75-41 with the Pan African contingent a distant 3rd with 23. The West Germans gave little ground in the second day, as the final score tallied 131-99. The results:

100, 1-Inge Helten (Germany) 11.39 (Ties Stadium record held by Iris Davis). 2-Alice Annum (PA=Ghana) 11.41. 3-Marian Gang (Germany) 11.50. 4-Rosalyn Bryant (USA) 11.60. 5-Afriyie Hannah (PA=Ghana) 11.69. 6-Pat Collins EL (USA) 11.82 (Wind--2.15mph).

400 Meters, 1-Debra Sapenter (USA) 52.06 (Ties her own Stadium record). 2-Erika Weinstein (Germany) 52.47. 3-Elke Barth (Germany) 52.96. 4-Robin Campbell (USA) 53.19. 5-Grace Bakari (PA=Ghana) 55.2. 6-Maty Manu (PA=Ghana) 56.08.

1500 Meters, 1-Ellen Wellman (Germany) 4:20.89. 2-Brigitte Kraus (Germany) 4:22.15. 3-Jan Merrill (USA) 4:24.88. 4-Mwanga Mwanjala (PA=Tanzania) 4:36.43.

100MH, 1-Marlies Koschinski (Germany) 13.14 (Ties German National record also held by Rosendahl, Schuller, Bach and Koschinski). (Also new stadium record, old record held by Pat Van Wolvelaere and Natalia Lebedeva (USSR) 13.2). 2-Sylvia Kempin (Germany) 13.49. 3-Modupe Oshikoya (PA=Nigeria) 13.63. 4-Deby LaPlante (USA) 13.64. 5-Patrice Donnelly (USA) 13.81.

High Jump, 1-Ulrike Meyfarth (Germany) 1.89/6-2¼ (New stadium record, old mark 6-0 by Joni Huntley) 2-Karen Geese (Germany) 1.86/6-1¼. 3-Joni Huntley (USA) 1.80/5-10¾. 4-Susan Hackett (USA) 1.75/5-8¾. 5-Modupe Oshikoya (PA=Nigeria) 1.75/5-8¾. 6-None. Meyfarth missed three attempts at 1.93/6-3¾.

First Day Scores: Germany 75, USA 41, Pan Africa 23.

440yard relay, 1-Germany (Inge Helten, Birgit Wilkes, Annegret Kroniger, Maren Gang) 44.07 (New World Record, old record 44.15 by USSR in Durham). 2-USA (Martha Watson, Pat Collins EL, Rosalyn Bryant, Pam Jiles) 44.2 (New American Record, old record 44.7 by Tennessee State.). 3-Pan Africa (Beatice Emodi, Juliana Menbah, Afriyie Hannah, Alice Annum) 44.73.

Discus, 1-Ilse Gaede (Germany) 48.70/159-9 (Disqualified using illegal discus). Official First, 1-Marita Schuran (Germany) 47.56/156-0. 2-Monette Driscoll (USA) 45.98/150-10. 3-Jan Svendsen (USA) 45.20/148-3. 4-Rose Hart (Germany) 44.04/144-6.

2nd Day

200 Meters, 1-Alice Annum (PA=Ghana) 23.06. 2-Pam Jiles (USA) 23.12. 3-Annegret Richter (Germany) 23.12. 4-Annegret Kroniger (Germany) 23.21. 5-Rosalyn Bryant (USA) 23.69. 6-Afriyie Hannah (PA=Ghana) 24.63 (Wind--6.9mph, all marks wind aided).

800 Meters, 1-Madeline Jackson (USA) 2:01.60 (New stadium record, old record 2:02.3 by Mary Decker) 2-Gisela Klein (Germany) 2:03.04. 3-Angelika Traugott (Germany) 2:03.28. 4-Kathy Weston (USA) 2:03.70. 5-Tecla Chemabui (PA=Kenya) 2:05.7. 6-Alice Amacar (PA=Uganda) 2:11.82.

3000 Meters, 1-Vera Kemper (Germany) 9:12.13. 2-Lynn Bjorklund (USA) 9:12.50. 3-Crista Valhllensieck (Germany) 9:14.90. 4-Cindy Bremser (USA) 9:17.87.

Mile Relay, 1-Germany (Christiane Kraus, Dagmar Fost, Erika Weinstein, Elke Barth) 3:30.25. (New World Record, old record 3:33.9 by USA national team). 2-USA (Robin Campbell, Cheryl Toussaint, Madeline Jackson, Debra Sapenter) 3:30.86 (New American Record).

Javelin, 1-Kathy Schmidt (USA) 60.90/199-10 (New stadium record, old record by Svetlana Babich, USSR). 2-Urschi Pietschmann (Germany) 54.73/179-6¾. 3-Sherry Calvert (USA)

53.86/176-8. 4-Amelie Koloska (Germany) 51.43/168-8½. Non-Scorer: Marion Becker (Germany) 57.90/189-11.

Shot Put, 1-Helga Jaxt (Germany) 15.22/49-11¼. 2-Emily Dole (USA) 14.45/47-5. 3-Denise Wood (USA) 14.38/47-2¼. 4-Amelie Koloska (Germany) 12.65/41-6. Non-Scorer: Jan Svendsen (USA) 13.95/45-9¾.

Long Jump, 1-Kathy McMillan (USA) 6.40/21-0. 2-Birgit Wilkes (Germany) 6.37/20-10¾. 3-Christa Striezel (Germany) 6.24/20-5¾. 4-Modupe Oshikoya (PA=Nigeria) 6.12/20-1. 5-Juliana Mensah (PA=Ghana) 5.82/19-1¼. Non-Scorers: Martha Watson (USA) 6.34/20-9¾. Joesphine Ocran (PA=Ghana) 5.61/18-5.

FINAL TEAM SCORE: Germany 131, USA 99, Pan Africa 40.



WORLD RECORD QUARTET - The West German 4x110 relay team sped to a new world mark of 44.07 breaking the old mark held previously by the USSR. The foursome, pictured above left to right are Maren Gang, Annegret Kroniger, Birgit Wilkes and Inge Helten. (Horstmuller Photo)

(Continued on page 12)

EUROPEAN CUP QUALIFYING

The Europa Cup Championships have once again rolled around as they do every two years (the year preceding and the year following the Olympic Games). The qualifying rounds to select the six top teams were held recently in three different sites throughout Europe with the top two teams advancing to the final in Nice, France in August. All three sites sported unusually good shot put marks. With the absence of the former world record holder, Nadeshda Chizsova, the Soviets unveiled Svetlana Kratschewskaya who won the Budapest competition with a throw of 67-7. In Ludenscheid, Helena Fibingerova bested all challengers with a 68-1¼ toss. But in Sofia the sparks flew as Bulgarian great Ivanka Christova threw 69-2¼ only to finish second to East German Marianne Adam, who tossed the globe out of sight marking 70-3½ and only 6 inches shy of the world record.

A total of six halfmilers at the three meets went under the 2:00.7 mark, making for an interesting final in the 800. Rumania's Mariana Suman led all 800 qualifiers with a 2:00.2 clocking.

Qualifying countries qualified pretty much as expected, with East Germany leading the way with the Soviet Union, Rumania, Bulgaria, Poland, West Germany and host France rounding out the countries competing for the Cup in Nice.

Ludenscheid July 12

Poland 53, West Germany 63, Finland 48, Czechoslovakia 44, Italy 33, Denmark 21.
 100, 1-Szewinska (Poland) 11.23, 2-Helten (WG) 11.37, 3-Pursiainen (Finland) 11.6; 200, 1-Szewinska, 22.96, 2-Gang (WG) 23.3, 3-Ekman (Finland) 23.60; 400, 1-Salin (Finland) 51.73, 2-Wilden (WG) 52.14, 3-Piecyk (Poland) 53.47; 800, Cerchlanova (Czechoslovakia) 2:00.4, 2-Katolik (Poland) 2:00.6, 3-Kraus (WG) 2:02.5; 1500, 1-Wellmann (WG) 4:09.0, 2-Holmen (Finland) 4:09.8, 3-Dorio (Italy) 4:12.2; 100mH, 1-Rabsztyń (Poland) 12.82, 2-Kempin (WG) 13.34, 3-Ongar (Italy) 13.56; HJ, 1-Meyfarth (WG) 1.86/6'1¼", 2-Sundqvist (Finland) 1.84/6'1½", 3-Simeoni (Italy) 1.84; LJ, 1-Wlodarczyk (Poland) 6.43/21'1¼", 2-Striezel (WG) 6.42/21'¾", 3-Nygryna (Czechoslovakia) 6.38/20'11¼"; SP, 1-Fibingerova (Czechoslovakia) 20.76/68'1¼", 2-Chewinska (Poland) 17.86/58'7¼", 3-Metso (Finland) 17.04/55'11"; DT, 1-Vyhnałova (Czechoslovakia) 59.86/196'5", 2-Westermann (WG) 59.32/194'7", 3-Rosani (Poland) 58.34/191'5" JT, 1-Gryziecka (Poland) 59.28/194'6", 2-Pietschmann (WG) 57.14/187'5", 3-Dryeova (Czechoslovakia) 56.98/186'11"; 4x100, 1-West Germany (Helten, Wilkes, Kroniger, Gang) 43.87, 2-Poland (Dlugolecka, Jedrejek, Bakulin, Szewinska) 43.94, 3-Finland (Lax, Pursiainen, Haggman, Eklund) 44.95; 4x400, 1-Poland (Zwolinska, Piecyk, Katolik, Szewinska) 3:29.2, 2-Finland (Eklund, Pursiainen, Haggman, Salin) 3:39.3, 3-West Germany (Weinstein, Wilden, Jost, Barth) 3:30.6.



Sveltana Kratschewskaya



Mariana Suman

(Horstmuller Photos)

Budapest July 3

USSR 68, Rumania 50, Hungary 46, France 37, Austria 36, Belgium 34.

100, Alaerts (Belgium) 11.4; 200, Belova (USSR) 23.2; 400, 1-Kafer (Austria) 51.4 (rec), 2-Tlyina (USSR) 51.6, 3-Wallez (Belgium) 52.7; 800, 1-Suman (Rumania) 2:00.2, 2-Lazar (Hungary) 2:00.5; 1500, 1-Andrei (Rumania) 4:12.8, 2-Dvirna (USSR) 4:13.3, 3-Dubois (France) 4:14.0; 100mH, Lebedyova (USSR) 13.3; 4x100, 1-USSR, 43.7, 2-France 44.6; 4x400, 1-USSR, 3:30.2, 2-Rumania, 3:32.5, 3-Hungary, 3:34.0; HJ, 1-Ioan (Rumania) 1.82/5'11½", 2-Galka (USSR) 1.82; LJ, 1-Alfeyova (USSR) 6.48/21'¾", 2-Catineanu (Rumania) 6.45/21'2", 3-Bruzenyuk 6.33/20'9¼"; SP, Krachevskaya (USSR) 20.60/67'7"; DT, 1-Mel-nik (USSR) 67.62/221'10", 2-Menis (Rumania) 59.80/196'12".

Sofia July 12

GDR 77, Bulgaria 54, UK 53, Netherlands 32, Sweden 31, Yugoslavia 26.
 100, 1-Stecher (GDR) 11.13, 2-Haglund (Sweden) 11.35, 3-Lynch (UK) 11.39; 200, Stecher, 22.6, 2-Golden (UK) 23.2, 3-Haglund, 23.4; 400, 1-Streidt (GDR) 50.53, 2-Murray (UK) 51.28, 3-Trifonova (Bulgaria) 53.18; 800, 1-Klapezynski (GDR) 2:00.3, 2-Tomova (Bulgaria) 2:00.3, 3-Kiernan (UK) 2:03.7; 1500, 1-Strotzer (GDR) 4:19.0, 2-Peklivanova (Bulgaria) 4:19.9, 3-Allison (UK) 4:22.4; 100mH, 1-Ehrhardt (GDR) 12.80, 2-Sokolova (Bulgaria) 13.18, 3-Boothe (UK) 13.58; 4x100, 1-GDR (Maletzki, Bodendorf, Priebisch, Stecher) 42.74, 2-UK (Clarke, Golden, Lannan, Lynch) 43.68, 3-Bulgaria, 45.35; 4x400, 1-GDR (Anton, Streidt, Rohde, Dietsch) 3:24.3, 2-UK (Barnes, Elder, Lloyd, Murray) 3:31.0, 3-Bulgaria, 3:33.3; HJ, 1-Ackermann (GDR) 1.82/5'11½", 2-Hrepevnik (Yugoslavia) 1.79/5'10½", 3-Van Doorn (Netherlands) 1.79; SP, 1-Adam (GDR) 21.42/70'¾", 2-Khristova (Bulgaria) 21.09/69'2¼"; DT, 1-Vergova (Bulgaria) 66.98/219'9", 2-Hinzmann (GDR) 63.60/208'8", 3-Stalman (Yugoslavia) 53.02/173'11"; JT, Fuchs (GDR) 63.20/207'6", 2-Mol-lova (Bulgaria) 60.98/200'11", 3-Sanderson (UK) 52.70/172'11".

7th MAGHREBS CHAMPIONSHIPS from Yves Pinaud

Tunis, Tunisia, July 11-13: The North African Championships staged a three day affair which saw 14 national championship records fall by the wayside. Tunisia, Morocco and Algeria were among the countries vying for team honors.
 First Day: 100mH, 1-Meskaoui (Mor) 15.1. 200, 1-Ramla (Alg) 25.6. 800, 1-Kadiri (Mor) 2:13.8. SP, 1-12.29/40-4. LJ, 1-Oucherif (Alg) 5.36/17-7. Second Day: 400, 1-Touibi (Tun) 60.1. 1500, 1-L.Derouiche (Tun) 4:39.0. 4x100R, 1-Morocco, 49.0. JT, 1-Chennoufi (Tun) 35.52/116-6½. Third Day: 100, 1-Skikra (Mor) 12.5. 3000, 1-L.Derouiche (Tun) 9:57.4. 4x400R, 1-Morocco, 3:58.0. HJ, 1-Akrehi (Tun) 1.52/5-2¼. DT, 1-Jerbi (Tun) 42.58/139-8.

POOR RUNS SWIFT 800 IN THE NETHERLANDS

Papendal, Netherlands, 7/16: Cyndy Poor continued her very successful European tour today with a lifetime best effort in the 800 meters. Her time of 2:03.8, although only good enough for 3rd, was just enough to out lean last year's European Junior Champion, Anita Barkusky of East Germany. The winner, another European Junior, Olga Commandeur of The Netherlands posted her lifetime best as well as the top Junior 800 this year clocking 2:02.8 against a very good field.
 Results: 800, 1-Commandeur (Netherlands) 2:02.8. 2-Zinn (East Germany) 2:03.4. 3-Cyndy Poor (USA) 2:03.8. 4-Anita Barkusky (East Germany) 2:03.8. 5-Casteleyn (Belgium) 2:04.3. 6-de Palmenaar (Belgium) 2:05.0. 7-Kruiswijk (Netherlands) 2:05.2. 200, 1-Szewinska (Poland) 22.6. 2-Bodendorf (East Germany) 22.7. 3-Denise Robertson (Australia) 23.2.

WEST GERMAN ZIPS WINDY 11.0/22.8

Stuttgart, Germany, June 13/15: Sprinter Maren Gang of the VfB Stuttgart Club surprised her hometown crowd registering two of the fastest clockings to date in the world this season. Unfortunately, both marks were nullified by aiding winds. Gang was a recent visitor to the United States when she competed in the USA-Pan Africa-Germany International competition in Durham, where she was also a member of the world record setting 4x110 relay team from Germany. Other results: Javelin: 1-Pietschmann (Stuttgarter Kickers) 53.94. Shot Put, 1-Kofink (Tubinger IG) 14.72. Long Jump, 1-Xalter (Sal. Kornwesth.) 6.21. 100mH, 1-Mossner (SKV Eglosheim) 13.6. 4x100R, 1-IG Filder, 46.7.

US REPORT

ORANGE COAST INVITATIONAL

Newport Beach, Ca., May 17-18: The Lakewood International TC swept to an easy victory in the women's division as the team scored 128 points. Lakewood's closest rival totaled 35! Kathy Corr posted a personal best in her specialty as she won the javelin with a throw of 165-9. Lakewood's Emily Dole won the shot put defeating her long time foe Kathy Devine in another good competition 48-11½ to 48-4¼. Christi Pyle helped Los Angeles TC win the 14-15 division title with her lifetime best in the discus recording a very fine 134-8. In the 10-11 division, LaTanya Dawkins recorded a good, although unusual double, winning the 100 and 880 with very credible marks of 11.7 and 2:26.7.

Women: 100, 1-Penny Slaughter (LIT) 11.1, 2-Pat Donnelly (LIT) 11.2, 220, 1-Penny Slaughter (LIT) 25.5, 2-Julie Lake (LIT) 25.6, 440, 1-Lynn Smith (WWW) 56.4, 880, 1-Lee Chiu-Shia (UR) 2:15.5, Mile, 1-Jamie Bowen (LIT) 5:09.2, 2-Mile, 1-Lee Chiu-Shia (UR) 10:40.0, 2-Marjorie Kaput (PTC) 10:48.4, 100MH, 1-Pat Donnelly (LIT) 14.5, 400MH, 1-Beth Howell (Unatt) 65.7, 2-Jill South (PTC) 65.9, LJ, 1-Toni Griffin (WWW) 17-10, HJ, 1-Candice Zbieranek (LIT) 5-4, 2-Virginia Oliver (LIT) 5-2, SP, 1-Emily Dole (LIT) 48-11½, 2-Kathy Devine (Unatt) 48-4¼, DT, 1-Peri Sabol (LATC) 157-6, 2-Kathy O'Brien (Unatt) 126-7, 3-Kathy Chapman (Unatt) 121-0, JT, 1-Kathy Corr (LIT) 165-9, Team Scores: 1-Lakewood International 128, 2-Wilt's Wonders 35, 3-Phoenix TC, 22, 4-U Redlands, 20, 14-15: 100, 1-Denise Eddington (LATC) 11.2w, 2-Valerie Elliott, (LATC) 11.3w, 3-Valerie Briscoe (FS) 11.3w. (W+3.2mph), 220, 1-Denise Eddington (LATC) 25.8, 2-Valerie Elliott (LATC) 26.1, 440, 1-Sharon Dill (LIT) 56.8, 2-Cindy Tyler (MM) 58.3, 3-Susan Moreno (LIT) 58.7, 880, 1-Lauri Mullins (LATC) 2:19.9, 2-Jane Spencer (Unatt) 2:21.9, Mile, 1-Jane Spencer (Unatt) 5:23.1, 100MH, 1-Joanne Erb (LATC) 15.2, 2-Alison Reed (AA), 15.6, 350MH, 1-Joanne Erb (LATC) 46.3, SP, 1-Bea Hunt (RRR) 38-10¼, 2-Christy Pyle (LATC) 32-10¼, DT, 1-Christy Pyle (LATC) 134-8, 2-Bea Hunt (RRR) 125-8, JT, 1-Lisa Van Bentham (Unatt) 145-7, 2-Lorelei Van Bentham (Unatt) 138-7, Team Scores: 1-Los Angeles TC, 95, 2-Lakewood International, 41, 3-Mickey's Missiles, 40, 12-13: 100, 1-Debra Wilson (MVJets) 11.5w, 2-Sherrill Tappin (WRD) 11.6w (W+3.6), 440, 1-Sharon Kennedy (Unatt) 61.0, 2-Jenise Thompson (LBC) 61.1, 3-Jennifer Egan (LIT) 61.8, 880, 1-Cris Stoiloff (RRR) 2:18.7, 2-Diane Harrell (LBC) 2:24.7, Mile, 1-Cheryl Flowers (MM) 5:24.5, 2-Rhoda Washington (Unatt) 5:26.2, 3-Alicia Kirkorn (BA) 5:29.3, 80MH, 1-Tawny Singleton, (OVC) 11.7, 2-Erin Pike (LATC) 12.0, 3-Dulce Reade (LBC) 12.4, 200MH, 1-Tawny Singleton (OVC) 27.6, 2-Dulce Reade (LBC) 29.2, Mile W, 1-Sharlene McGinley (SBS) 8:33.3, SP, 1-Susan Ray (Un) 44-7, DT, 1-Jackie Nelson (OCT) 108-5, JT, 1-Jackie Nelson (OCT) 108-5, HJ, 1-Candy Acres (SBS) 5-2¼, 2-Erin Pike (LATC) 4-10, 3-Rose Sweeney (OCT) 4-10, LJ, 1-Erin Pike (LATC) 17-3, 2-Cindy Doyal (MatM) 17-1½, Team Scores: 1-Long Beach Comets, 57, 2-Ojai Valley TC, 45, 3-Orange Coast Thunderbolts, 39, 10-11: 100, 1-LaTanya Dawkins (LBC) 11.7w, 2-Yvonne Jackson (BA) 11.8w (W+3.4mph), 440, 1-Lisa Rabb (GTC) 65.2, 2-Yvonne Jackson (BA) 65.3, 3-Amy Johnson (OCT) 65.5, 880, 1-LaTanya Dawkins (LBC) 2:26.7, 2-Andrea Kirkorn (BA) 2:28.4, 3-Carol Lantry (RRR) 2:30.0, Mile, 1-Vicki Cook (RRR) 5:21.4, 2-Kristi Wilson (BA) 5:22.6, 3-Kelly Cerda (BA) 5:29.7, 50yh, 1-Pam Miller (WVJ) 8.1, 2-Sharon Hatfield (Un) 8.1, 3-Cindy Cuthbertson (RRR) 8.4, Mile W, 1-Vicki Cook (RRR) 7:53.5, LJ, 1-Alana Cappelletti (LBC) 16-¾, HJ, 1-Jill Gillingham (BA) 4-6, Team Scores: 1-Rialto Roadrunners, 97, 2-Blue Angels, 77, 9/Under: 440, 1-Kim Tanabe (BA) 69.2, 880, 1-Kathy Kiernan (BA) 2:40.6, Team Scores: 1-Long Beach Comets, 66, 2-Rialto Roadrunners, 51, 3-Blue Angels, 50.

6th POLAR ICE CAP MEET

Midland, Mich., May 24: The 6th annual meet was swept completely by Michigan's own Fleet Feet Track Club. The 10-11 division was apparently the Fleet Footers strength group as the club piled up an impressive 205 points.

14-18 Division: 100MH, 1-Carol Guardiola (Wolverine TC) 15.8, Team Score: Fleet Feet, 136, 2-Wolverines, 54, 12-13: 100, 1-Denise Morrow (Detroit Striders) 11.7, 220, 1-Morrow (DS) 26.3, HJ, 1-Rhonda Beauford (CS) 4-10, SP, 1-Jackie Burton (LIP) 41-10, JT, 1-Burton (LIP) 94-3, Team Scores Fleet Feet, 110, 2-Detroit Striders, 64, 10-11: 220, 1-Michelle Smartt (DS) 28.0, 440, 1-Smartt (DS) 64.1, Team Scores: Fleet Feet, 205, 2-Detroit Striders, 50, 9/Under: 1-Fleet Feet, 129, 2-Ohio TC, 85, 3-Detroit, 41.

SCHILLY TAKES FORT STANWIX 5000

Rome, New York, August 2: Katy Schilly of the Syracuse Chargers toured the measured 5000 meter course at Fort Stanwix, posting an 8 second victory over runner-up Kathy Mills, also of the Chargers and recent Jr. National 3000 meter second placer. The course, which was almost entirely flat, was run on a hot and humid 85 degree day. Results: 1-Katy Schilly (SyrChgs) 15:55, 2-Kathy Mills (SyrChgs) 16:03, 3-Carrie Pusch (SyrChgs) 17:21, 4-Chris Schilly (SyrChgs) 17:29, 5-Kirschen Hagenlocher (SyrChgs) 17:32, Others: 7-Mary Rybinski (SyrChgs) 17:53, 8-Amy Welch (SyrChgs) 18:04.

CENTRAL AAU JUNIOR OLYMPICS

Chicago, July 5: Valerie Milan of Mayor Daley's Youth Foundation scored a double win in the 16-17 division sprints as the Central Association Junior Olympic Championships were staged at Hanson Field. Also in the 16-17 division, Dianne King recorded a good 5-7¾ to win the high jump. In the 14-15 division, Peoria's Julie Seaton, running in the outside lane of what was supposed to be the slow flight, popped off a 56.2 quarter, good enough for a 4 second victory. Seaton also won the 220 and long jump. The Results:

16-17 Division: 100MH, 1-Chris Rassel (Peoria) 14.5, 2-Kathy LaPorte (WSTC) 15.2, 3-Sheri Moore (Peoria) 15.7, 100, 1-Valerie Milan (MDYF) 11.2, 2-Lantayn Bruce (Bel) 11.3, 3-Alice Campbell (WSTC) 11.5, 220, 1-Milan, 25.2, 2-Reba Conda (CZ) 44.0, 1-Trudi Rebsamen (Peoria) 56.7, 2-Conda, 58.5, 880, 1-Melody Miller (WSTC) 2:18.8; HJ, 1-Dianne King (ICS) 5-7¾, 2-Mary Cragoe (ICS?) 5-2½, 3-Mary Whitmore (Lbrtyvl) 5-2½; SP, 1-Mary Ann Johnson (Peoria) 41-7, 2-Paula Dewitt (Sprngfld) 37-6; 440yR, 1-Zephyrs, 50.7.

14-15 Division: 100MH, 1-Laura Dinello (WSTC) 14.5, 2-Tami Essington (Peoria) 15.0, 3-Lisa Allen (Glsbrg) 16.0; 100, 1-Winnia Parks (MDYF) 11.3, 2-Laurie Blanchard (WSTC) 11.3, 3-Rachael Lewis (Glsbrg) 11.6; 220, 1-Julie Seaton (Peoria) 25.5, 2-Wonda Parks (MDYF) 26.0; 440, 1-Seaton, 56.2, 2-Rita Lamb (peoria) 60.3, 3-Brenda Walgänger (Peoria) 60.9; 880, 1-Essington, 2:18.2; Mile, 1-Betsy Oberle (Peoria) 5:16.1; HJ, 1-Lisa Plummer (NrmL) 5-2, 2-Margot Rogus (CZ) 5-1, 3-Robyn Nelson (Fkly) 5-0; LJ, 1-Seaton, 16-8¼, 2-Patty Jones, 16-7¼, 3-Jan Wacaser, 16-6½; 440yR, 1-Mayor Daley's Youth Foundation 50.9.

12-13 Division: 80MH, 1-Linda Karecki (WSTC) 12.7, 2-Shelly Smith (Peoria) 12.8; 100, 1-Linda Younger (Sndnrs) 12.0, 2-Laura Werkheiser (Bel) 12.0; 880, 1-Cindy Conway (WSTC) 2:26.8, 2-Marisa Manion (WSTC) 2:28.0; HJ, 1-Lori Fuller (PrSt) 4-10¼, 2-Patty McLaughlin (StChas) 4-9¾, 3-Smith, 4-9¼; Mile Walk, 1-Judy Cychol (Peoria) 9:34.7, 2-Paula Poda (PrSt) 9:39.4.

10-11 Division: 220, 1-Renea Postdewaite (Aurora) 28.0, 2-Alice Kyes (MDYF) 28.4; 440, 1-Andera Mullenbach (WSTC) 67.0; 440yR, 1-Sundowners, 54.8, 2-Peoria Pacettes 'A' 55.5.

9&U 220, 1-Tonja Schwebke (Bel) 30.0.

REGION 2 CHAMPIONSHIPS

Wilmington, Delaware, June 8: Sports International's Paula Girven surprised a good high jump field as she popped over 5-10¼ with 2nd place Karen Kritchko clearing 5-9 and former internationalist, Karen Moller bowing out at 5-8 for 3rd. The newly formed Klub Keystone produced perhaps a bigger surprise as they upset the favored Sports International for the team title 106-96.

HJ, 1-Paula Girven (SITC) 5-10¼, 2-Karen Kritchko (Un) 5-9, 3-Karen Moller (DSC) 5-8; 400MH, 1-Sylvia Floyd (KK) 65.2, 2-Mary Rivers (KK) 65.7, 3-Alice McKnight (PAC) 65.7; SP, 1-Kim Travers (WPTC) 41-9, 2-Jackie Gordon (SITC) 39-11¼, 3-Kim Pyles (SITC) 38-2; 440, 1-Pat Helms (KK) 54.9, 2-(tie) Cathy Kirchner (DSC) & Sharon Dabney (CLI) 56.5; 100MH, 1-LaVonne Neal (PH) 14.4, 2-Rosalyn Anderson (Fred) 14.9, 3-Sandy Bloomfield (DSC) 15.2; 880, 1-Nancy Shafer (SITC) 2:13.8, 2-Julie Wise (Cav) 2:14.9; 100, 1-Sandra Upshaw (CO) 11.1, 2-Vanessa Hugely (PH) 11.3; DT, 1-Jean Roberts (DSC) 150-8½, 2-Gordon, 134-4, 3-Travers, 127-10½; 220, 1-(tie) Upshaw & Murrlyn Council (KK) 25.1, 3-Dabney, 25.2; LJ, 1-Helms, 19-½, 2-Tunigee Bell (Un) 18-1¼; 440yR, 1-Sports International, 48.0, 2-Club Orange, 48.5, 3-Hawks, 48.7; 880yMedR, 1-Keystone, 1:45.2, 2-Sports International, 1:45.7, 3-Mallery, 1:45.9; MileR, 1-Cavalettes, 3:54.3, 2-Klub Keystone, 3:58.0; 2MileR, 1-Sports International, 9:09.9; Mile Walk, 1-Beth Harwick (WPTC) 8:38.4. Team Scores: Klub Keystone 106, Sports International 96.



ANCHOR TO ANOTHER WORLD MARK - Elke Barth, above, blistered an unofficial 52.0 finishing leg to West Germany's 4x440 relay, helping the GFR women to their second world record relay effort of the competition. The winning mark of 3:30.25 surpassed the old mark of 3:33.9 set by the US national team in 1972. (Horstmuller Photo)

Durham Extras: The unofficial splits on that great mile relay battle were; WG- Krause 54.2, Post 51.6, Weinstein 52.5, Barth 52.0. USA- Campbell 52.7, Toussaint 53.2, Jackson 51.9, Sapenter 53.1..... The two day attendance for the competition 37,400, 11,800 the first day and 25,600 the second day..... Lynn Bjorklund's quarter splits for the seven laps she led were; 71.7, 73.6, 74.6, 76.5, 77.8, 77.6, 71.0.....Madeline Jackson's quarter split in the half was 60.2..... Jan Merrill compiled a rather interesting set of splits in the 1500 meters as she clocked 78.0, 75.4, 63.2(!), amazingly, Merrill led the competition as the West Germans ran contentedly behind.....

SPANISH NATIONALS

from Alfonso Sanchez

San Sebastian, Spain, August 1/3:
The Spanish National Track Championships or 'Campeonates Espana' as they are known in their home country, were staged on San Sebastian's new 'Zenitan' synthetic track over a three day program. Spain has made vast improvements in the quality of their competition as witnessed by these results:

100m, Yolanda Oroz, 12.1; 200m/400m, Rosa Colorado, 24.9/54.7; 800m/1500m/3000m, Carmen Valero, 2:08.4/4:27.2/9:53.8; 100mH, Maria Jose Martinez, 15.0; HJ, Sagrario Aguado, 1.68m; LJ, Lourdes Unanue 5.48m; SP/DI, Ana Maria Molina, 13.31m/40.14m; JT, Maria Jose Fernandez, 42.74m.

Schools - Dorms - Teams - Clubs

Custom Printed SWEAT SHIRTS - TEE SHIRTS

Jackets, Jerseys - (Minimum 12)

Free Catalog

MANDELKER'S - #07

2603 N. DOWNER, MILW., WIS. 53211

PREFONTAINE MEMORIAL CLASSIC

Eugene, Oregon, June 7: A good turn out of outstanding athletes highlighted the women's division with Francie Larrieu running a very fine 4:46.2/9:08.8 double in the Mile and 3000. Laurel Miller won a special 10 mile run event defeating an outstanding field of long distancers in 1:02.24. A small contingent of Canadian athletes headed by Thelma Wright also made an appearance. Results:

Women: 220, 1-Pam Riggs(CWSC) 24.1, 2-Tinker Robinson(Canada) 24.7. Mile, 1-Francie Larrieu(PCC) 4:46.2, 2-Eryn Forbes(PTC) 4:50.4, 3-Liane Swegle(FTC) 5:00.0. 3000, 1-Francie Larrieu(PCC) 9:08.8, 2-Thelma Wright(Canada) 9:23.4, 3-Cyndy Poor(SJC) 9:24.1, 4-Debbie Quatier(FTC) 9:36.4. 10 Mile, 1-Laurel Miller(FTC) 1:02.24, 2-Judy Gumbs(WVTC) 1:02.50, 3-Marilyn Paul(Un) 1:05.24, 4-Lilli Ledbetter(OTC) 1:06.36, 5-Bobbi Moore(OTC) 1:10:54, 6-Rozanne Emerson(Un) 1:11.16. MileR, 1-Canada, 3:50.5, 2-Falcon TC 3:53.7, 3-Falcon TC 'B' 4:00.8. Discus, 1-Karen Marshall(OTC) 146-7, 2-Lynne Winbigler(OTC) 145-2, 3-Lynnette Mathews(FTC) 146-2½. HJ, 1-Joni Huntley(OTC) 6-0, 2-Pam Spencer(Great Falls HS) 5-8, 3-Dana Collins(STC) 5-4. LJ, 1-Sherron Walker(FTC) 21-1¼, 2-Joni Huntley(OTC) 19-½ (Walker's mark betters field record of 18-6 set by J.Huntley).

METRO AAU CHAMPIONSHIP

St. John's Univ., June 8: The famed New York University was the sight of this years Metropolitan AAU meet and as expected, it was a two team battle between metro powers New York PAL and the Atoms TC from Brooklyn. Tonetta Rumph, competing in only her second 400mH competition, established herself as a solid threat in the Jr. Women's division for the National Championships in that event by clocking 62.3. As usual, the Atoms TC completely dominated the relays with their quarter mile corps chipping in with a 3:47.5 mile relay effort.

400mH, 1-Tonetta Rumph (Atoms) 62.3, 2-Ann Rutledge (Atoms) 64.8, 3-Melinda Obey (Atoms) 66.8; 100, 1-Pat Collins El, (Atoms) 11.3; 220, 1-Michelle McMillan (Atoms) 25.1, 2-Pat Collins El 25.2; 440, 1-Robin Blaine (Atoms) 56.7, 2-Andrea Andrews (Atoms) 57.1, 3-Kim Thomas (PAL) 57.3, 800, 1-Blaine, 2:15.2; Mile, 1-Marianne Person (TP) 5:07.9, 2-Nancy Frank (LIGS) 5:11.9; Mile Walk, 1-Julie Partridge (PAL) 8:49.6, 2-Eileen Smith (PAL) 9:11.8; 440yR/2 Mile R, Atoms TC 46.6/9:13.4; 880yMedR, 1-Atoms TC 'A', 1:42.8, 2-OHC 'A', 1:48.0; Mile Relay, 1-Atoms TC 'A', 3:47.5, 2-PAL, 3:51.2. Team Scores: Atoms TC 74, NY PAL 50½.

NEW MEXICO AGE GROUP CHAMPIONSHIPS

Albuquerque, New Mexico, June 8: The trio of Gilliland sisters (Laurie, Lesa and Anne) made their presence felt in New Mexico's annual meet. Oldest sister Laurie, battled ATC's Alice Watson for the exhibition 400mH race finishing 2nd in 63.9 to Watson's 63.8. In the 14-15 division, Anne had better luck with the 100mH copping the win in 15.6. 13 year old Lesa doubled up her victories as she won the 880 and mile in the 12-13 division. Team results were not reported.

14-15 Division: MileR, 1-Albuquerque TC, 4:14.3; HJ, 1-R. Coffield (DCD) 5-0; 220, 1-Val Boyer (ATC) 25.9; 880, 1-Amy Lucero (DCD) 2:23.4, 2-Eileen Blog (AOC) 2:24.1; 100mH, 1-Anne Gilliland (AOC) 15.6; 440, 1-Lucy Malczewski (SFS) 60.8; 100, 1-Boyer, 10.9, 2-Denise Bailey (ATC) 11.4; 300mH, 1-Bailey, 46.2, 2-Lori Brown (AOC) 47.9, 3-Coffield, 49.5.

12-13 Division: 200mH, 1-Liz Nickerson (DCD) 30.4; 6#SP, 1-E. Brown (PAL) 38-5½; HJ, 1-S. Tatum (DCD) 4-10, 2-P. Schlosser (DCD) 4-10; 220, 1-Beth Paredes (LCZ) 26.2; MileR, 1-Alb. TC 'A', 4:16.9; 880, 1-Lesa Gilliland (AOC) 2:24.8, 2-Laurali Mazik (DCD) 2:26.8, 3-Ruth Anderson (ATC) 2:27.2; 80mH, 1-Paredes, 12.8; 440, 1-Paredes, 58.6, 2-Sally Marquez (AOC) 60.6; 100, 1-Diana DeFord (DCD) 12.0; Mile, 1-Lesa Gilliland (AOC) 5:24.6, 2-Sandy Beach (ATC) 5:25.9, 3-Cinda McDade (DCD) 5:29.7.

10-11 Division: 440yR, 1-Alvarado TC, 54.7; Mile, 1-Christina Silva (DCD) 5:37.9; 440, 1-Vanessa Tatum (DCD) 66.5; HJ, 1-Zizi Fritz (AOC) 4-10, 2-Tracy Brewer (ALV) 4-6; 50yH, 1-Delores Archuleta (ATC) 8.3.

9&U Division: 440, 1-Jewel Baty (ATC) 68.0, 2-Karen Sanders (BGT) 69.9; 880yR, 1-Alb. TC, 2:11.5.

Exhibition Events: 400mH, 1-Alice Watson (ATC) 63.8, 2-Laurie Gilliland (AOC) 63.9; HJ, 1-A. Marsland (DCD) 4'10".

NORTH CAROLINA JUNIOR OLYMPICS

Raleigh, North Carolina, June 7: Julie Shea of Raleigh led the assault on 29 meet, state, and national records which were broken here as she established a national 14-15 2 mile run mark clocking 10:25.1. The meet, which drew 956 entries, saw Kathy McMillan, America's newest long jump sensation, fail to place in her specialty. She fouled on three attempts and failed to mark. Kathy did, however, score a double victory in the 100/220 as she set a state record in the century at 10.8. Readings on her foul jumps were requested with impressive results; 21-4½(3" foul), 21-10¼(½" foul), 21-2¾(1" foul). 14-17 age groupers finishing in the top three advance to the Southern Regional to be held in Athens, Georgia.

16-17 Division: SP, 1-Trudy Ridenhour (W. Stanley) 40-5½; 220, 1-Kathy McMillan (Raeford) 25.4w; 440, 1-Lee Ballenger (Monroe) 57.1, 2-Bryant (Jacksonville) 58.3, 3-Lisa Thomas (Hendersonville) 58.6; 100, 1-McMillan, 10.8w, 2-Karen Surlis (Winston-Salem) 10.8w, 3-Carol Henry (Winston-Salem) 11.1; 100mH, 1-Bonnie Arnold (Jacksonville) 15.3w, 2-Donna Williford (New Bern) 15.4w.
14-15 Division: 220, 1-L. Roundtree (Elm City) 25.8w; 880/Mile/2Mile, 1-Julie Shea (Raleigh) 2:20.0/5:01.0/10:25.1; 440, 1-Mary Reid (Charlotte) 60.1; LJ, 1-Gwen McCoy (Carrington) 17-7¼, 2-Sharon Bradley (Pinecrest) 17-7, 3-Diane Gatling (Bertie) 17-2; 100, 1-Roundtree, 10.6w, 2-L. Falson (Jacksonville) 11.0w, 3-Gwen McCoy, 11.2w.
12-13 Division: 220, 1-Lisa Sherrill (Durham) 26.5; 440, 1-Sherrill, 58.2; LJ, 1-Becy Corts (Charlotte) 16-1, 2-Carol Elliot (Pinecrest) 15-10½.
10-11 440, 1-Kathy Graham (Durham) 65.0.

ARIZONA JUNIOR OLYMPICS

Phoenix, Arizona, May 18: A large turnout of athletes and a brilliant multi-event performance by Cactus Wren Kelly Fuiks highlighted this years Arizona Junior Olympic meet. Along with placing 2nd in the Discus and winning the Shot Put, Fuiks also set a National Junior Olympic record in topping the Javelin field with a toss of 150-1.

16-17 Division: 100mH, 1-Gindy Mitchell (CW) 15.0, 2-Shelley Harris (CW) 15.1; 400mH, 1-Susan Wellman (STC) 66.8, 2-Coleen Weigert (MTC) 68.7; 100, 1-Liz Van Houten (CW) 11.3, 2-Harris, 11.4, 3-Krinda Ellsworth (MTC) 11.5; 220, 1-Van Houten, 25.3, 2-Allison Hollister (STC) 26.5; 440, 1-Van Houten, 57.8, 2-Hollister, 59.3; 880, 1-Dianna Kirby (CW) 2:23.8, 2-Liz Dufour (ATC) 2:24.4; LJ, 1-Harris, 18-2, 2-Mitchell, 17-11; DT, 1-Julie Cart (STC) 131-8, 2-Kelly Fuiks (CW) 123', 3-Marilyn White (MTC) 115-11; SP, 1-Fuiks, 40-3; JT, 1-Fuiks, 150-1, 2-White, 148-5; HJ, 1-Mitchell, 5-3.
14-15 Division: 440yR, 1-Cactus Wrens, 50.9, 2-Phoenix Flashers, 51.1; 880yMedR, 1-Cactus Wrens, 1:49.6, 2-Arizona TC, 1:54.8; MileR, 1-Arizona TC, 4:09.3, 2-Mesa TC, 4:10.7, 3-Cactus Wrens, 4:13.8; 100mH, 1-Terri McMahon (ATC) 15.3, 2-Debbie Cassidy (CW) 15.4, 3-Anita Green (CTC) 15.7; 300mH, 1-Roxanne Keating (Un) 45.7, 2-Debbie Cuevas (ATC) 47.7, 3-Connie Jackson (MTC) 48.4; 100, 1-Lisa Thompson (CW) 10.9, 2-Eileen Keil (CW) 11.4; 220, 1-Thompson, 25.3, 2-Keating, 25.4; 440, 1-Cynthia Gowdy (MTC) 59.5, 2-Cheryl Symons (ATC) 59.7, 3-Cuevas (ATC) 59.9; 880, 1-Dianne Barrett (ATC) 2:18.5, 2-Kris Holmes (SATC) 2:21.9, 3-Sloan Thompson (STC) 2:23.0, Mile, 1-Holmes, 5:25.4; DT, 1-Ellen Colleary (MTC) 113-5, 2-Carol Bean (STC) 113-1; JT, 1-Lavon O'Banner (MTC) 113-5, 2-Teresa Ratterbush (STC) 110-6; LJ, 1-Keating, 18-4¼, 2-Pam Secchiari (STC) 17-2¼, 3-Leslie King (CW) 17-0; HJ, 1-Monique Donithan (CW) 5-5, 2-Cassidy, 5-1, 3-Green, 4-11.
12-13 Division: 880yMedR, 1-Valley of the Sun, 1:56.0; MileW, 1-Marlou Heiland (ATC) 9:20.1, 2-Pollock (STC) 9:22.7; 80mH, 1-Lori Anderson (STC) 13.1; 100, 1-Lori Gardiner (MS) 11.2, 2-Paula Geis (VOS) 11.5, 3-Carla Bauman (PF) 11.6; 220/440, 1-Cynthia Rhodes (MTC) 25.7/58.6, 2-Denise Gowdy (MTC) 26.2/59.9; 880, 1-Heidi Dobberstein (STC) 2:23.5, 2-Rebecca Kuyasa (STC) 2:24.8, 3-Joyce Schmall (PP) 2:26.0; Mile, 1-Kim Fraser (ATC) 5:29.2, 2-Linda Lindsey (PP) 5:30.1; JT/SP/DT, 1-Kym Wycoff (VOS) 109-2/35-7¼/99-10; LJ, 1-Rhodes, 17-8½, 2-Anderson, 16-10½, 3-Gardiner, 16-8¼; HJ, 1-Anderson, 5-3, 2-Gowdy, 4-11, 3-Dawn Freeman (VOS) 4-9.
10-11 Division: 880yMedR, 1-STC, 1:59.2; 50yH, 1-Wendy Wardlaw (PP) 8.4; 220, 1-Teresa Stemmons (PF) 28.4; 440, 1-Jane Morgan (STC) 62.8, 2-Judy Anderson (STC) 65.6, 3-Cathy Palmer (VOS) 66.8; 880, 1-Theresa Smith (PP) 2:29.0, 2-Monica Zepeda (STC) 2:29.4; Mile, 1-Beth Semke (STC) 5:37.9, 2-Lisa Amtesberger (ATC) 5:40.1; LJ, 1-Smith, 15-6.
9&U Division: 880yR, 1-CTC, 2:13.6, 2-(VOS) 2:14.1; 880, 1-Karen Bradshaw (ATC) 2:36.4.

SPA JUNIOR OLYMPICS

Ventura, California, June 21: Southern Pacific athletes traveled to Ventura to compete in this areas Junior Olympic meet. Blue Angel halfmiler Paula Rose tuned up for the AAU nationals posting a relaxed 5:02.8 in the 14-15 division mile and Rialto's Donna Sanchez handled her competition winning the 12-13 mile in 5:10.7. Competing unattached, Susie Ray won the 12-13 shot put with an excellent heave of 47-1½. Other results:

16/17 Division: 100/220, Dolly Fleetwood (SCG) 11.0/25.5; 100mH, Nancy Shallenberger (GBTC) 15.7w; SP, Becky Daniels (LI) 37'1½"; HJ, Shallenberger, 5'2"; LJ, Andee Garcia (LBC) 17'6½".
14-15 Division: 100, 1-Kim Robinson (FS) 11.1w, 2-Brenda Winston (RRR) 11.2w; 220, 1-Robinson, 25.5; 440, 1-Pam Green (SCC) 58.2, 2-Barney Carral (SCC) 59.0, 3-Kalua Bell (SCC) 59.9; 880, 1-Marsha Erickson (SCC) 2:21.6, 2-Debbie Shyrack (LATC) 2:22.8, 3- Karen Parish (BA) 2:23.3; Mile, 1-Paula Rose (BA) 5:02.8, 2-Parish, 5:21.1, 3-Kathy Anno (OCT) 5:24.5; Mile Walk, 1-Jill Steiner (RRR) 8:37.4, 2-Karla Waskow (RRR) 8:43.1; 100mH, 1-Mary Winnewisser (SBS) 15.1, 2-Alison Reed (AA) 15.5, 3-Joanne Erb (LATC) 15.5; 300mH, 1-Joanne Erb, 46.1w 2-Karen Ueda (LBC) 47.3w, 3-Reed, 47.9w; Mile Relay, So. Cal. Cheetahs, 4:00.8; DT, Christy Pyle (LATC) 129'6½"; JT, 1-Charm Bishop (SCC) 116'5", 2-Kandra Bramblett (LI) 112'11"; HJ, Yvette Irons (GTC) 5'2"; LJ, 1-Kim Moran (LATC) 17'3½", 2-Ueda, 17'3¼".
12/13 Division: 100, 1-Janet Ballard (SCC) 11.3w, 2-Denise Smith (PUSA) 11.5w, 3-Elaine MacKenna (LATC) 11.5w; 220, 1-Smith, 25.7, 2-MacKenna, 26.1, 3-Ballard, 26.2; 440, 1-Bella Equipelag (SCC) 60.1, 2-Penny Burgess (RRR) 60.5; 880, 1-Chris Stoiloff (RRR) 2:19.8, 2-Cathy Partida (SCC) 2:25.3, 3-Laura DiConti (GG) 2:26.9; Mile, 1-Donna Sanchez (RRR) 5:10.7, 2-Corrine Nunez (RRR) 5:12.5, 3-Laurie Johnson (RRR) 5:17.1; Mile Walk, 1-Joyce Brodock (RRR) 8:25.6, 2-Jessica Waskow (RRR) 8:26.9, 3-Sharlene McGinley (SBS) 8:38.1; 80mH/200mH, 1-Tawny Singleton (OVTC) 11.6/28.2, 2-Erin Pike (LATC) 12.0/29.1, 3-Dulce Reade (LBC) 12.4/29.9; 440yR, 1-So. Cal. Cheetahs, 51.7; DT, 1-Jackie Nelson (OCT) 105'10"; JT, 1-Nelson, 124'7", 2-Ann Schultz (SBS) 133'1"; SP, 1-Susie Ray (Un) 47'1½", 2-Nelson, 40'1½"; HJ, 1-Candy Acres (SBS) 5'2", 2-Lisa Peters (SCC) 5'2", 3-Ellen Fargo (GG) 5'0"; LJ, 1-Pike, 17'8¼", 2-Joyce Bowie (SBS) 16'¾".
10/11 Division: 100, 1-La Tanya Dawkins (LBC) 12.0; 220, 1-Monica Bednar (LVTC) 28.1, 2-Yolanda Dale (LBC) 28.4; 440, 1-Dawkins, 63.5, 2-Karen Haller (VGTC) 64.4, 3-Stefani Farley (PUSA) 64.4; 880, 1-Andrea Kirkhorn (BA) 2:29.9, 2-Sharon Hatfield (PUSA) 2:31.8; Mile, 1-Carol Lanry (BA) 5:21.6, 2-Vicki Cook (RRR) 5:32.7, 3-Kristy Wilson (BA) 5:29.7; Mile Walk, 1-Cook, 8:07.2, 2-Christina Ramirez (SBS) 8:31.8; 440yR, 1-Rialto Road Runners, 53.9; 50yH, 1-Nitchka Granger (SCC) 8.5; BBT, 1-Barrie Greer (Un) 191'2", 2-Jackie Sheffield (RRR) 175'0", 3-Jamie Kiethly (GG) 172'6"; SP, 1-Greer, 36'7¾"; HJ, 1-Jill Gillingham (BA) 4'10", 2-Stacy Newmann (LVTC) 4'8".
9&U Division: 100/220, 1-Stacy Granger (SCC) 12.6/29.7; 440, 1-Granger, 68.9, 2-Beth Landy (LVTC) 69.6; 880, 1-Kim Tanabe (BA) 2:39.0; 4x220R, 1-Long Beach Comets, 2:12.0; HJ, 1-Jeanne Faust (SBS) 4'2", 2-Landy, 4'2".

OHIO TC INVITATIONAL

Debbie and Diane Vetter placed 1-2 in the 400mH and 880, but Ohio TC used its depth to score 64½ points and claimed the team title for the meet at Columbus Academy.

Columbus Academy, June 21:
100m, 1-Ann Moore (CAP) 11.9, 2-Jenny Gill (Un) 12.2; 220, 1-Moore, 25.2; 100mH, 1-Terri Seippel (KS) 15.3; 440yH, 1-Debbie Vetter (BR) 61.5, 2-Diane Vetter (BR) 64.3, 3-Carol Addy (OTC) 66.0; 440, 1-Madeline Jackson (CLE) 54.8, 2-Janis Vetter (BR) 55.1, 3-Sherry DeHaven (FTW) 57.4; 880, 1-Debbie Vetter, 2:12.6, 2-Diane Vetter, 2:14.2, 3-Kathy Art (CLE) 2:20.9; 300m, 1-Beth Welch (OTC) 10:44.0, 2-Sue Mallory (OTC) 10:44.0 3-Nina Kramp (WPA) 10:58.6; Mile Walk, 1-Bobbi Widmann (FTW) 9:20.8; DT, 1-Debbie Stevens (KS) 129-5, 2-Kim Travers (WPA) 126-10½, 3-Debbie Williams (BR) 123-1; SP, 1-Travers, 40-5, 2-Tracy Tripp (KS) 38-7; HJ, 1-Addy, 5-4; 440yR, 1-Capitol City Comets, 48.8, 2-OTC 'A', 49.1; 880yMedR, 1-Cleveland TC, 1:46.1; MileR, 1-Ohio TC, 3:55.5, 2-Cap. City Comets, 3:58.4; 2MileR, 1-Blue Ribbon TC, 9:09.2. Team Scores: Ohio TC 64½.

KALEIDOSCOPE

Francie Larrieu finished second in the quarterly voting for the new Haig & Haig trophy presented to the Outstanding Woman Athlete in the World. This years winner will receive 10,000 dollars and if the winner is an amateur, the money will go to a charity of her choice.....Mildred McDaniel, America's finished high jumper in 1956, was finally moved off the US all-time top ten list. Her mark of 5-9½ remained on the list for almost 20 years!.....Nice to see Marilyn King has returned to the competitive wars competing in the long jump at a recent UCLA all-comers meet leaping 19-1¼.....Also at that same UCLA meet, a downright crowded 800 with some good results; Mary Decker 2:09.1, Debbie Heald(on comeback trail) 2:09.7, Kathy Keyes 2:10.6, Chris Caldwell 2:11.0 and Judy Graham 2:11.6. Not bad for an all-comers meet!.....Patty Van Wolvelaere's first hand explanation of her injury at the nationals was that she suffered a 'sprained joint between the cuniform and metatarsal bones'. She said the pain came just after the 7th hurdle.....The British Olympic Association has launched a commercial promotion to raise 500,000 pounds to prepare and send its teams to next years Games in Innsbruck and Montreal, double the amount they raised in 1972!.....A recent 'TV Movie' entitled 'The Games', if viewed by anyone with past experience in running and competition, would have to be disgusted with its content. Among other catastrophes, it depicted a supposed Olympic class hot shot quartermiler who runs a marathon, of all things, SIX weeks before the Olympic trials!! Later in the picture it shows this same quartermiler who has since decided to compete in the Olympic marathon(no problem, right?) practicing the pole vault in the Olympic village! Brother, just what our sport needs.....The 1975 AAU Women's National Marathon Championship will be held this year in Central Park, New York City on September 28th.....Jan Merrill and Judy Fontaine recently left for 4 weeks of training sessions in West Germany accompanied by their coach Norm Higgins of the AGAA in Connecticut.....'One for the book', At a recent elementary school meet in California, the gun sounded for the start of the 440 yard relay. The team in lane 2 had taken a big lead on the team in lane 3. But this did not pose a problem for the number 2 girl in lane 3. She simply stepped into lane 2, took the baton from the leading team and hurried on down the track! Now that's impatience!.....Sandy Huntley, sister of high jump champ Joni Huntley seems to be taking to the Pentathlon. Her most recent score, 2963. The most obvious question though, 'How did she do in the high jump?' Well, it was her best event(naturally), 802 points with a 5-2..... Susie Snider, Baylor shot putter, is recovering from a bout with anemia. Best wishes for her quick recovery.....Carol Cook is transferring to Iowa State. Along with Debbie Esser, Trudi Rebsamen and possibly Kim Schofield, Iowa looms as a potential powerhouse.....Carol Flournoy, Janice Lester and Karin Smith are recent additions to the UCLA track roster..... Peter Tegen, coach of University Wisconsin/Madison and Cindy Bremser, is himself a former West German sprinter. Tegen has also coached the Peruvian National team and is now working on his doctorate at Wisconsin.....Names I like, Chinese high jumper Li-Ping and shot putter Debbie Boomsema.....Poets corner: Does anyone know anything more, about that famous desk drawer, at the national championships Senor ?.....Greater Pittsburgh Road Runners Club will host their Corss Country Championships in Schenley Park, Pittsburgh on October 12th. For information write:Audrey Wallace, 43 Wagner St., Carnegie, Pa 15106.....Question? How is it that after being disqualified from last year's Discus competition because of residence violations, could Canadian Joan Pavelich once again compete in the same event and score points!.....Quote from actress Susan Clark who will soon play Babe Didrikson on an upcoming TV movie, "When I finish the role and stop all this exercising, I don't know, I may go back to being a regular person again." (!!) "Playing an athlete is tough." Being one is even tougher,Susan!.....The National Girl's and Women's Sport Coaches Conference will be held on October 24-26 at the Airport Marina Hotel in Los Angeles. For information write: Nicki Brummett, 515 Kelton Ave., #305, Los Angeles, Ca.The USTFF Women's Cross Country Championships will be held this year at the University of Wisconsin/Parkside on November 1, 1975. For information write: Vic Godfrey, Office of Athletics, UW-Parkside, Kenosha, Wisconsin 53140. Phone (414) 553-2245 or 554-9210.....

Credit originally given to White Plains Chamber of Commerce for list of previous AAU winners should in reality be placed with pressman Stan Saplin at the AAU office. The list is an interesting research and compilation which must have required hours of pains taking effort.....

US REPORT (Continued)

PAL INVITATIONAL

Fort Wayne, Indiana, May 24: Brenda Webb clocked 10:45.2 for two miles and a fast improving Kathy Hall of West Suburban TC took the half mile in 2:09.7. Rhonda Brady, Mayor Hatcher YF sprint star, once again annexed a double win in her specialties clocking 10.8 and 14.5 for the 100/100MH duo. Debbie and Diane Vetter swept the first two spots in the 400MH and claimed half a share in Blue Ribbons mile relay victory.

Open: 100, 1-Rhonda Brady (MHYF) 10.8. 2-Blanchard (WSTC) 11.0 3-Woodson (Un) 11.2. 100MH, 1-Brady (MHYF) 14.5. 400MH, 1-Debbie Vetter (BRTC) 62.2. 2-Diane Vetter (BRTC) 64.0. 3-V. Amstutz (PAL) 65.1. 440, 1-Chere Dehaven (PAL) 57.2. 2-Watts (MCTC) 58.1. 2Mile, 1-Brenda Webb (KS) 10:45.2. 2-Marie Kastrup (KS) 11:08.0. 880, 1-Kathy Hall (WSTC) 2:09.7. 2-Debbie Vetter (BRTC) 2:10.7. 3-Diane Vetter (BRTC) 2:12.2. 4-McLaughlin (OTC) 2:14.1. Mile, 1-Karen MacHarg (KS) 4:55.0. 2-Gaston (KS) 5:05.4 Milew, 1-Carol Mohanco (KS) 8:02.0 2-Deveries (KS) 9:06.6. 3-Widmann (PAL) 9:07.5. SP, 1-MaCann (THTC) 42-2½. 440R, 1-West Suburban TC, 48.0. 2-Mayor Hatcher, 48.5. 3-Ohio TC, 50.1. MileR, 1-Blue Ribbon TC 3:56.1. 2-West Suburban TC 3:59.4. 880MR, 1-Ohio TC 1:48.3.

12-13 Division: 80mh, 1-Gill (KS) 11.5 2-Nielson (KS) 11.6 JT, 1-Juanita Vetter (BRTC) 94-8. 880MR, 1-West Suburban TC, 1:54.3. 2-Mayor Hatcher, 1:54.5.

10-11 Division: HJ, 1-Elder (NLYC) 4-5.

MID ATLANTIC WOMENS CHAMPIONSHIPS

Collegeville, Pa., May 31: The newly formed Klub Keystone TC continued to assert their team superiority in the Mid-Atlantic area as they doubled the team score of their nearest rival with a total of 74 points. Carol Thomson, Delaware Sports Club, pocketed victories in the 100MH and High Jump and Klub Keystone's Murlyn Council annexed a double win in the 100 and 220. Klub Keystones also dominated the relays winning all three by good margins. The results:

Women: 100, 1-Murlyn Council (Klub Keystone) 10.8. 2-Leona Rainey (Mallory Challengers) 11.0. 3-Sharon Dabney (Clippers) 11.0. 220, 1-Council (KK) 24.8. 2-Sharon Dabney (Clip) 25.1. 440, 1-Pat Helms (Klub Keystone) 55.2. 2-Jackie Daniels (Mal) 56.9. 880, 1-Delores Jackson (Mal) 2:20.2. 2-Leeslie Shinrock (NHS) 2:20.5. Mile, 1-Mary Rave (Camp Hill) 5:06.0. 100MH, 1-Carol Thomson (DSC) 13.8. 2-Delphino Crump (KK) 14.8. 3-Kim Herman (DSC) 14.8. 400MH, 1-Silvia Floyd (KK) 64.3. 2-Vanessa Landis (Mal) 65.8. 3-Joanette Chapman (KK) 66.8. HJ, 1-Carol Thomson (DSC) 5-4. 2-Maureen Fitzpatrick (Jet) 5-4. SP, 1-Kerry Kuipers (NHS) 37-9¼. 440R, 1-Klub Keystone, 48.8. 880MR, 1-Klub Keystone, 1:46.4. 2-Mallory Challengers, 1:48.0. MileR, 1-Klub Keystone, 3:58.7. Team Scores: 1-Klub Keystone, 74. 2-Mallory Challengers, 37. 3-New Holland Striders, 33. 4-Delaware Sports Club, 29.

REGION 1 CHAMPIONSHIP

Falmouth, Massachusetts, June 8:

A couple of mild upsets highlighted the Region I meet at Cape Cod as Falmouth TC's Johanna Forman defeated Jan Merrill at 880y and Syracuse Charger Katy Schilly handed Doreen Ennis of Nutley TC a four second defeat in the 1500m. Falmouth TC used their depth in many events to claim the team title in a close four club race.

Falmouth Massachusetts, June 8:

100m, 1-Arlene Hall (Gateway TC) 12.0, 2-D. Fortune (New Rochelle) 12.0, 3-Lea Ventura (Falmouth TC) 12.0; 100MH, 1-Chris Perron (Liberty AC) 15.0; 400m, 1-Chris Schilly (SC) 56.5, 2-Carolyn Court (AGAA) 57.9; 880, 1-Johanna Forman (Falmouth TC) 2:12.9, 2-Jan Merrill (AGAA) 2:16.6, 3-Gloria Hemery (Un) 2:17.3; 1500m, 1-Katy Schilly (SC) 4:33.0, 2-Doreen Ennis (Nutley) 4:37.2; 3000m, 1-Jan Merrill, 9:48.0, 2-Cathy Schrader (ElecCity) 10:21.5; 400MH, 1-Betty Devoson (Un) 64.5, 2-Erica Hagenlocher (SC) 65.2; 440yR, 1-Groton TC, 49.0, 2-Gateway TC, 49.7; 880yMedR/MileR, 1-Falmouth TC, 1:48.9/4:03.0; DT/SP, 1-Denise Wood (Un) 1:48'11"/46'10"; DT, 2-Anne Lindsey (Un) 126'¾". Team Scores: Falmouth TC 48, Groton TC 44½, Liberty AC 33½, Syracuse Chargers 32.

LETTER from LUTHER BLAKE

Pat Rico and the Track and Field Committee should be congratulated for putting on a well run meet. The facilities were excellent. The track was fast and the White Plains Chamber of Commerce did an excellent job in promoting the meet.

BULGARIA EMERGING TRACK GIANT

STEVE'S WONDERS

by STEVE WENNERSTROM

Bulgaria is a tiny country which borders on the Black Sea and, innocently enough, rests on the eastern portion of the Balkan peninsula. This country is just a few hundred square miles larger than the state of Ohio. With a population nearing that of New York City, Bulgaria has, over the past few years, begun to make some 'not so silent' rumblings in their development as a women's track and field world power, and by 1976 may possess the wherewithal to challenge the likes of East Germany and the Soviet Union.

The 1973 Europa Cup Championship in Edinburgh, Scotland, was my first awakening to the fact of Bulgaria's potential strength. They were a 'by the skin of the teeth' qualifier to make the final competition, but finished a surprising third to the GDR and USSR, while defeating track powers West Germany, Great Britain and Rumania in the Cup standings.

As early as 1972 Bulgaria had shown the ability to produce excellent individuals on the world class level. Yordanka Blagoyeva, who was later to set a world high jump mark, won the silver medal in Munich. She has since gone over the 6-4 mark. 34 year old Vassilka Stoyeva won a bronze medal for her 211-1 effort in the discus. Bulgaria's best medal showing came in the long jump, with Diana Yorgova leaping 22-2½ and barely missing Heide Rosendahl's winning effort by ½ inch to secure the silver medal.

In the final point standings from Munich, Bulgaria finished 4th overall behind the two Germany's and USSR. The USA trailed Bulgaria by seven points in 5th place.

In addition to Bulgaria's medalists, two women were 'near medalists', finishing fourth. Lutvian Mollova tossed the javelin 194-9, and last year (1974) she had improved her mark to 205-4½.

With all of this, it is apparent that Bulgaria has a balanced strength in the field events. Only Svetla Zlateva, Bulgaria's current world record holder in the 800, made a showing in the running events. Unfortunately for her, her inexperience in running with big competition hurt her chances for a medal. In the first round qualifying Zlateva set a new Olympic record of 1:58.9, much too fast in the early going, and she never recovered. Her 4th place time of 1:59.9 was 1.3 seconds behind winner Hildegard Falck. She has since set the world mark for the 800 at 1:57.5, and has an exciting "come and get me" aggressiveness to her race strategy. Consistently her 400 splits are in the mid-56's, and her ability to come back strong on the second lap improves yearly. 1974 was an 'off year' for Zlateva as she gave birth to her first child. But in 1975 she is already on the comeback trail, having run 54.5 and 2:03.5. Both Zlateva and Blagoyeva, who also gave birth to a son last year, say they plan to be ready for Montreal.

Bulgaria's strength in running events is quickly catching up to its prowess in the field. Shortly after the '72 Olympics, Bulgaria's development in the 800 meters (centered, of course, around Zlateva) began to gain momentum. Countrywoman Vasilena Amzina dipped under the 2 minute mark, clocking 1:59.9. Along with that, Amzina also posted a 4:09.1 for 1500 meters! However, speaking in terms of overall running versatility, it is Zlateva who gets the Bulgarian nod. In 1973 Zlateva covered the following distances; 100-11.9, 200-24.6, 400-52.9, 800-



1:57.5, 1500-4:13.9.

Also in 1973, a veteran of 10 years of competitive running, Lilyana Tomova blossomed into a world class halfmiler. Tomova won the 1973 University Games in Moscow, running 1:59.5, the 5th fastest 800m on record. Tomova ranked 3rd in the world for 800 meters in 1973 and added a 51.9 400 to boot. Tomova, who is now 29 years of age, had only run lifetime bests of 54.3 and 2:10.3 in 1972, nine years after her initial beginnings in 1963! Retiring is not on her mind either. Lilyana won the coveted European Championships last year in Rome, clocking 1:58.1. Only team mate Zlateva has ever run faster. With this tremendous team strength in the 800, it is not surprising to find that Bulgaria is current world record holder for the 4x800 relay. The mark, 8:08.6, is the equivalent of 2:02.15 per girl. However, what is even more astonishing is the potential time when grouping the 4 best together (Zlateva 1:57.5, Tomova 1:58.1, Amzina 1:59.9, Schertova 2:00.5)-7:56.0! A 1:59.0 average! In addition to this, the above team does not include Bulgaria's 1973 World Indoor record holder Stefka Yordanova (2:01.4) or newcomer Pekhlivanova who has also run under 2:02.0.

The longer distances are gaining strength almost on a parallel with the middle distances. Tonka Petrova recorded a 4:09.0 in the 1500 meters two years ago, and last season moved up to negotiate a 9:07.6 over 3000 meters. Tomova has also covered the 1500 meter distance in 4:05.0!

In the Pentathlon, Nedyalka Angelova ranked 9th in the world in 1973 with a point total of 4509 to go with her 21-4 long jump. More recently, Snezhana Yorukova tallied 4561 for a 5th place ranking world wide in 1974.

The vast improvement in Bulgaria's corps of runners has not, however, weakened its firmly implanted foot in the field events. On the contrary, Bulgaria continues to improve at a remarkable rate. With the return of Blagoyeva in the high jump this season, that event will regain lost strength. Yordanka had six competitions in which she cleared over 6-2 in 1973. In the Discus throw, the absence of 1973 6th ranked Svetla Bozhkova (203-4) has not weakened this event, hard as that may be to believe. (The United States has never had a thrower over the 190 mark.) Bulgarian giantess and newcomer Maria Vergova has recently begun to pressure Soviet great Faina Melnik in this



IVANKA CHRISTOVA (Left) and ELENA STOYANOVA (Right) are the new forces in Bulgaria's field event power. Christova ranks 3rd in the world with her best this season of 69-2¼ and the powerfully built Stoyanova is also on the top ten list with a 64 foot plus effort.



event. The 5'11½", 231 pound Vergova has a lifetime best of 224-8 and is the only woman in the world close to Melnik's 230-4 world mark. Country woman Vassilka Stoyeva is Bulgaria's next best 'way down the world 11th(!) at 198-2.


Shot putting has always been considered a Soviet stronghold from the days of Tamara Press. More recently Nadezhda Chizova held the world mark for the USSR. But in the last few months, three women, including Bulgaria's Ivanka Christova, have put an end to Soviet dominance in this event. Christova has upped her lifetime best with a four foot improvement over last season, recording a 69-2½. Elena Stoyanova and Radostina Batchevanova round out Bulgaria's 2 and 3 spots with impressive 64-6½ and 60-6½ marks. Couple all this with a Bulgarian national 4x400 relay record of 3:28.8 and 100m hurdlers Sashka Yarbanova (13.5) and Snezhana Yurukova (13.4), and Bulgaria has 'arrived' in terms of strength.

If there be a weakness in Bulgaria's squad of athletes it must be the sprint events. Although Bulgaria raced to a 44.0 in the 4x100 relay in Munich, Bulgarians failed to make the World list in any sprint event (100, 200, 100mH) on an individual basis in 1974. Reasons for this could be numerous, but I would assume that time, as was the case in middle distance and distance events, will remedy that situation.

Granted, these marks must be difficult to digest when comparing them to Americans', but in the world track circle they are merely 'competitive'. There is much work to be done!

Ed. Note: For those who from time to time become impatient with their progress, here is yet another example of diligence: 29 year old Lilyana Tomova began running at age 17. The following is her annual progression:

2:20.1	1963	17yr	2:04.0	5-27-73	27yr
2:17.0	1966	20yr	2:00.0	7-1-73	27yr
2:15.7	1967	21yr	1:59.52	8-20-73	27yr
2:10.3	1972	26yr	1:59.14	8-2-74	28yr
2:06.3	5-20-73	27yr	1:58.11	9-4-74	28yr



Olympic Silver Medalist - Yordanka Blagoyeva shown here clearing the bar at 6'4¼", which was then a world record, which has since been broken by Rosemarie Ackermann. Blagoyeva will return for the 1976 Games in Montreal.

SEND FOR FREE
"TEAM UNIFORM &
ATHLETIC EQUIPMENT"
CATALOG TODAY!

**WOMENS
SPORTS
SPECIALISTS**

CranBarry

2 LINCOLN AVENUE
MARBLEHEAD, MASSACHUSETTS 01945
TEL: (area code 617) 631-8510

SUBSCRIBE TO
**'WOMEN'S
TRACK & FIELD WORLD'**

.....

The only publication in the world
devoted exclusively to
women's and girl's track and field.

**One Year \$6.00
US Air Mail \$11.50**

Name _____

Address _____

State _____ Zip _____

WTFW - PO BOX 371 - CLAREMONT, CAL. 91711

OHIO AGE GROUP CHAMPIONSHIPS

Versailles, Ohio, May 31: Carol Addy scored wins in the high jump and 440 along with a second place finish in the long jump helping the Ohio TC to the 14-15 division team title at Versailles. In the 12-13 division and 10-11 age group, the Capital City Comets and Scioto TC exchanged victories as Capital took the 12-13 with Scioto second, and Scioto bagging the 10-11 with Capital second. Also in the 10-11 division, Laura Craven of Scioto TC (last seasons 9/Under Cross Country Champion) registered a good 2:27.4 in winning the 880 yard run. The results:

14-15 Division: 100, 1-T. Browning (SCC) 11.4. 2-L. Browning 3-L. Cotner (Scio) 11.7. 4-L. Lemon (OTC) 11.7. 220, 1-S. Brown (Cap) 25.1. 2-T. Browning (SCC) 25.5. 440, 1-Carol Addy (OTC) 56.7. 2-S. Brown (CAP) 58.2. 880, 1-C. Craven (OTC) 2:18.9. 2-Nancy Scardina (KS) 2:21.2. 3-M. Gunn (CAP) 2:22.7. Mile, 1-Nancy Scardina (KS) 5:19.8. 440R, 1-Capitol City Comets, 49.0. 100MH, 1-T. Sebring (BUCK) 16.4. LJ, 1-D. Ransford (PAN) 16-11 1/4. 2-Carol Addy (OTC) 16-10. HJ, 1-Carol Addy (OTC) 5-5. 2-S. Cary (PAN) 5-2. 3-L. Immel (OTC) 5-0. MileW, 1-M. deVries (KS) 8:37.3. 2-C. Luebben (KS) 8:37.3. Team Scores: 1-Ohio TC, 45. 2-Capitol City Comets, 33.
12-13 Division: 100, 1-C. Kemp (CAP) 11.6. 2-P. Palmer (SCC) 11.8. 220, 1-V. Gunn (CAP) 26.4. 2-C. Kemp (CAP) 26.5. 440, 1-L. Eickholt (Scio) 57.8. 2-R. Royden (CAP) 60.7. 3-P. Mathes (DRC) 61.4. 880, 1-S. Hoffman (Scio) 2:21.5. 2-L. Yeager (KS) 2:22.6. 3-R. Boyden (CAP) 2:23.2. Mile, 1-Shannon Cline (Scio) 5:17.1. 2-R. Rosemeir (Scio) 5:29.2. 440R, 1-Capitol City Comets 'A', 51.2. HJ, 1-M. Anderson (BUCK) 4-11. 2-S. Slocum (BUCK) 4-10. MileW, 1-T. Moore (BUCK) 9:20.7. 2-J. Luebben (KS) 9:35.0. Team Scores: 1-Capitol City Comets, 50%. 2-Scioto, 36%
10-11 Division: 440, 1-R. Danduran (Scio) 63.2. 2-D. Hutchins (CAP) 65.2. 3-L. Raymond (CAP) 65.4. 880, 1-Laura Craven (Scio) 2:27.4. 2-L. Renner (NCH) 2:32.5. 50yh, 1-C. Hunt (DRC) 8.6. HJ, 1-N. Dahm (KS) 4-8. Team Scores: 1-Scioto, 32. 2-Capitol City Comets, 28. 3-Kettering Striders, 19.
9/Under: 220, 1-S. Robinson (SCC) 30.1. 2-D. Lytle (SCC) 30.1. 440R, 1-Springfield Comm. Club, 60.0. Team Scores: 1-Springfield Comm. Club, 40. 2-Capitol City Comets, 19.

GULF ASSOCIATION CHAMPIONSHIPS

San Jacinto, Texas, June 7: Mary Ayers, with three individual wins in both hurdle races and the long jump, aided Prairie View TC to the Gulf Association title as the Prairie speedsters also swept to victories in the mile and sprint medley relays. In the 220 event the New Orleans Superdames sprint corps locked things away as Pam Jiles, Isabelle Hartford and Bernadette Givens swept the top three positions with Jiles clocking 23.6. The Results:

Women's Division: 400MH, 1-M. Ayers (Pr. View) 60.3. 2-D. Jacobsen (Crescent) 61.9. 3-S. Souza (TWU) 62.3. 100MH, 1-Ayers, 14.1. 2-Jacobsen, 14.2. 3-S. Allen (Crescent) 15.0. 440yR, 1-New Orleans Superdames, 46.1. 2-Prairie View TC, 46.1. 3-Crescent TC, 47.2. Mile, 1-J. Urish (Un) 5:05.0. 440, 1-D. Sapenter (Pr. View) 54.2. 2-S. Williams (Pr. View) 54.4. 3-T. McLaurine (Jackson St) 56.6. 100, (wind +.33mps) 1-A. Obi (Grambling) 10.4. 2-M. LeBlanc (Crescent) 10.4. 3-C. Cummings (Pr. View) 10.4. 220, (wind 0) 1-P. Jiles (Superdames) 23.6. 2-I. Hartford (Superdames) 24.1. 3-B. Givens (Superdames) 24.1. 880, 1-L. Davis (Memorial TC) 2:14.1. 2-H. Nancis (Gr) 2:15.3. 3-M. Hervey (Metro-Flex) 2:16.8. 880yMedR, 1-Prairie View TC, 1:45.6. 2-Crescent TC, 1:49.0. 3-Metro-Flex, 1:49.3. MileR, 1-Prairie View TC, 3:30.3. 2-Metro-Flex, 4:01.1. DT, 1-o. Aranda (TWU) 144-7. 2-V. White (Houston Astro-Belles) 128-0. SP, 1-Aranda, 42-9. HJ, 1-S. Hackett (Un) 5-10. 2-Louise Ritter (Red Oak TC) 5-8. 3-P. Rose (TWU) 5-4. LJ, 1-Ayers, 18-6.
14-15 Division: 100, 1-S. Labome (Houston Astro-Belles) 11.3. 2-C. Knight (Superdames) 11.8. 220, 1-Labome, 25.5. 440, 1-E. Gabriel (Astro-Belles) 60.2. 2-L. Maristany (Flashettes) 61.2. 880, 1-J. Russell (Metro-Flex) 2:23.7. 2-B. Biggerstaff (Metro-Flex) 2:23.8. MileR, 1-Astro-Belles, 4:05.0. 2-Metro-Flex, 4:07.8.
12-13 Division: 100, 1-N. Simpson (Spikettes) 11.2. 2-C. Lecoq (Superdames) 11.7. 3-J. Wanza (B. T. Wash. TC) 11.7. 220, 1-Simpson, 25.2. 2-S. Williams (Superdames) 26.5. 440, 1-Simpson, 59.0. 2-P. LeBlanc (Crescent) 60.7. 3-K. Vetter (Metro-Flex) 60.8. 880, 1-LeBlanc, 2:22.7. 2-C. Quartino (Crescent) 2:23.1. 3-J. Smith (Astro-Belles) 2:25.5.
10-11 Division: 100, 1-P. Berkhatler (Superdames) 12.2. 220, 1-Berkhatler, 27.4. 2-L. Taylor (Wash. TC) 27.9. 3-R. Titus (Wash. TC) 28.0. 440, 1-T. Arnold (Crescent) 63.1. 2-V. Conerly (Superdames) 65.9.

REGION 8 CHAMPIONSHIPS

Creve Coeur, Missouri, June 8: The Kirkwood TC hosted this years Region 8 meet which was held at Parkway North High School. Carol Cook, competing unattached from St. Louis breezed to victory in the women's mile clocking 5:00.8 and Jenny Gorham of the Kansas City North Stars once again dominated the 12-13 division sweeping the 100/220/440. Results:
Women: 400MH, 1-Geri Dammer (Un) 69.4. 880, 1-Gwen Eberle (Un) 2:19.4. Mile, 1-Carol Cook (Un) 5:00.8. MileW, 1-J. Hyten (Un) 9:13.2. 440R, 1-Royal Knights, 49.4. MileR, 1-Thunderbolts, 3:59.4. LJ, S. Humphrey (SITC) 18-11. HJ, 1-Mary Kunkel (KWTC) 5-6. SP, 1-C. Marney (Thun) 37-7.
12-13 Division: 100/220/440, 1-Jenny Gorham (KCNS) 11.5/26.1/60.9 HJ, 1-G. Hawkins (Blues) 4-8. LJ, 1-Powell (KWTC) 16-7 1/2
10-11 Division: 220, 1-J. Dufresne (KCNS) 28.4. 440, 1-P. Rockett, (Blues) 65.6. Mile, 1-C. Ridenour (KWTC) 5:39.1.
9/Under Division: 220, 1-T. Love (RK) 32.6.

REGION I DEVELOPMENT MEET

Teaneck, New Jersey, June 1: Twelve clubs took part in this late season development meet held at Farleigh Dickinson Univ. Women's Division: 440, 1-Sharon Dabney (Clippers) 57.3. 880, 1-Doreen Ennis (Nutley TC) 2:16.0. 2-Johanna Forman (Fal) 2:17.5. 3000, 1-Whitcomb (LAC) 10:15.8. 2-Sargent (LAC) 10:30.9. 400MH, 1-Robinson (Fal) 66.9. 440R, 1-Falmouth TC, 50.0.
12-13 Division: 220, 1-Brenda Turner (OHC) 26.8. 880, 1-Pendergast (LAC) 2:25.2. Mile, 1-Joletta Clark (Pac) 5:26.8.

GEORGIA JUNIOR OLYMPICS

Atlanta, Georgia, June 21: In this all-Georgia athlete competition, the Northside Red Runners of Atlanta took the team honors and Kathy Harrison won the outstanding athlete award for her performance in the 9/Under division as she won all three events in which she was entered. Results:
12-13 Division: HJ, 1-Cathy Ivey, 4-9%. 100, 1-Rhonda Chanpion 11.9. 2-Trina Irick 11.9. 220, 1-Robin Morris 26.3. 2-Rhonda Chanpion 26.6.
10 11 Division: 50yh, 1-DeEtte Kattel 8.6. 220, 1-Lawanda Stewart 28.0. 440, 1, Lawanda Stewart 62.5.
9/Under Division: 100/220/LJ, 1, Kathy Harrison 12.8/29.0/13-1/2

PACIFIC SOUTHWEST AAU CHAMPIONSHIPS

La Mesa, California, July 5: The Pacific Southwest Association staged their annual championships at Grossmont College, and Linda Morrison leaped 19-2 1/4 in the 14-15 Long Jump to highlight the day's competition. The Results:

Senior Women: 440, Lynn Smith (WWW) 58.1.
14-15 Division: 100, 1-Danita Young (SDC) 10.8. 2-Sharon Foster (SDC) 11.4. 440yR, 1-San Diego Cougars, 48.8. JT, 1-Lisa Van Bentham (SDC) 149-2. LJ, 1-Linda Morrison (WWW) 19-2 1/4.
12-13 Division: 100, 1-Roxanne Banks (WWW) 11.6. 220, 1-Melva Norris (SDC) 26.0. Mile Walk, 1-Marty McCracken (WWW) 9:22.6. LJ, 1-Cassandra Griffin (WWW) 17-6.
10-11 Division: 100, 1-Janice Leaks (SDC) 11.9. 2-Lana Norris (SDC) 12.1. 220, 1-Norris, 27.5. 440, 1-Charlotte Pippins (MM) 65.2. Mile, 1-Sheri Ball (WWW) 5:42.6. 50yh, 1-Rhonda Whitlow (WWW) 8.0. 440yR, 1-Mickey's Missiles, 53.6. 2-San Diego Cougars, 54.4. 880yMedR, 1-San Diego Cougars, 1:58.4. 2-Mickey's Missiles, 2:00.5. LJ, 1-Whitlow, 16-0.
La Mesa, CA, July 5:

FORT COLLINS INVITATIONAL

Fort Collins, Colorado, June 8: The Colorado Flyers flew high in this meet which was scheduled only for age groupers. Flyers sprinter, Rhonda Adams, sped to a quick 11.2 to cop the 12-13 century and team mate Sheryl Lucas did the same in the 9/Under covering the distance in 12.4.

12-13 Division: 100, 1-Rhonda Adams (CF) 11.2. 2-Yolanda Jones (CF) 11.4. 3-Felisha Dupuch (CF) 11.4. 220, 1-Dupuch (CF) 25.9. 2-R. Adams (CF) 26.4. 440, 1-Karen Hofer (JJ) 61.7. 880, 1-Nancy Rogowski (BCB) 2:26.1. 80yh, 1-Terri Moore (FMTC) 10.9. 440yR, 1-Colorado Flyers 51.0. LJ, 1-Stephanie Lofton (MHD) 16-10 1/4. 2-Kathy Fitzpatrick (FCTC) 16-10 1/4. HJ, 1-Norma Howitt (BCB) 4-8. 2-Deb Wilson (CF) 4-8. DT, 1-Vicki Powell (BCB) 98-11 1/4. 2-Cris Ault (JJ) 94-7 1/4.
10-11 Division: 100, 1-Angie Miniger (FMTC) 12.1. 220, 1-Dorunella Jones (CF) 27.8. 2-Portes Husted (CF) 28.2. 440, 1-Lonnie Clark (MHD) 66.7. 50yh, 1-Jennifer McQuath (BCB) 8.6. 440R, 1-Colorado Flyers 55.1. 2-FMTC 55.3. HJ, 1-Kristi Meece (FMTC) 4-6. 2-Marie Wilson (BCB) 4-6.
9/Under Division: 100, 1-Sheryl Lucas (CF) 12.4.

SOUTHERN AAU CHAMPIONSHIPS

May 31: 47 meet records went by the wayside and 3 more were tied as the Southern AAU Championships were highlighted by several outstanding performances. Ashanti Obi, who was selected as the meet's outstanding athlete, scored a dual victory in the 100 and 220 with marks of 10.6 and 23.9. Superdames team mates Pam Jiles and Wanda Nicholson put on a good duel in the 440 with Nicholson winning out 56.0 to 56.01. The New Orleans Superdames club scored team victories in both the 14-18 and women's divisions.

19&Over Division: 100, 1-Ashanti Obi (Grambling) 10.6, 2-Beatrice Emodi (Grambling) 10.9, 3-Pam Jiles (Superdames) 10.95; 220, 1-Obi, 23.9, 2-Jiles, 24.3; 440, 1-Wanda Nicholson (Superdames) 56.0, 2-Jiles, 56.01; 880, 1-Marva Edwards (Grambling) 2:15.6; 100mH, 1-Mildred Collins (Superdames) 15.1; 400mH, 1-Betty Spencer (Indianola) 65.0, 2-Mildred Collins (Superdames) 66.8; 440yR, 1-New Orleans Superdames, 46.5, 2-Alcorn A&M, 47.3; 880yMedR, 1-New Orleans Superdames, 1:45.5; Mile Relay, Nugent Center TC, 4:01.0; HJ, 1-Susan Hackett (Un) 5'6"; SP, 1-Darlene Ourso (Flashettes) 39'2½". Team Scores, 1-Superdames 46, 2-Grambling 39.

14-18 Division: 100, 1-Isabelle Hartford (Superdames) 10.7, 2-Bernadine Givens (Superdames) 10.8, 3-Mary LeBlanc (Crescent City) 10.85; 220, 1-Hartford, 24.2, 2-Wanda Nicholson (Superdames) 25.0; 440 1-Geneva Stark (Superdames) 56.6, 2-Kim Alexander (Superdames) 57.1; 880, 1-Stark, 2:20.8; 100mH, 1-Debbie Jacobsen (Crescent City) 14.1, 2-Stacy Allen (Crescent City) 15.5; 400mH, 1-Jacobsen, 64.6; 440yR/880yMedR, 1-Crescent City TC, 47.6/1:47.8; Mile Relay, 1-Nugent Center TC, 3:59.8, 2-North Memphis TC, 4:01.6; HJ, 1-Susan Hackett (Un) 5'10"; SP, 1-Darlene Ourso (Flashettes) 39'1¼", 2-Margaret Martin (North Memphis) 38'0". Team Scores, 1-Superdames 41, 2-Crescent City 33.

12-13 Division: 100, 1-Stephanie Williams (Superdames) 11.5; 220, Cora Sherman (Nugent) 25.5; 440, Gail Hicks (Nugent) 60.1; 880/Mile, 1-Tonya Wells (N. Memphis) 2:20.4/5:19.0; 80mH, 1-Yvonne Brown (N. Memphis) 12.4; 440yR/880yMedR, 1-Nugent Center TC, 49.4/1:52.6; HJ, 1-Lana Zimmerman (Cres. City) 5'0", 2-Laurie Hackett (Un) 4'11"; 6#SP, 1-Kim Allen (Cres. City) 37'5" Team Scores: 1-Nugent Center TC 30, 2-(tie) Crescent City TC & North Memphis TC 27.

10-11 Division: 100/220 1-Monetha Clark (N. Memphis) 12.0/27.6; 440, 1-Francie Baker (Indianola) 62.8, 2-Peggy Berkhalter (Superdames) 63.5; 880, 1-Sandra Wyatt (Superdames) 2:30.5; Mile, 1-Tara Arnold (Cres. City) 5:29.3; 440yR, 1-New Orleans Superdames, 54.1, 2-Indianola TC 54.3; HJ, Maudine Thomas (Superdames) 4'6". Team Scores: 1-Superdames 41.

9&Under Division: 100, 1-Louise Hopkins (Indianola) 12.7; 220, 1-Terkeler Shogog (N. Memphis) 29.7; 440, 1-Janet Davis (Indianola) 68.6; 880, 1-Janice Davis (Indianola) 2:38.4; 440yR, 1-Indianola TC, 55.8; LJ, 1-Janet Davis (Indianola) 13'5"; HJ, 1-Louise Hopkins (Indianola) 4'11". Team Scores: 1-Indianola TC, 41, 2-North Memphis TC, 15, 3-Nugent Center TC, 9.

OUTSTANDING ATHLETES: TRACK--Ashanti Obi, Grambling. FIELD--Susan Hackett, Un.

PACIFIC ASSOCIATION CHAMPIONSHIPS

San Jose, Ca., June 1: Millbrae's Cathy Sulinski tuned up for the California State meet by winning the javelin with a throw of 166-3 and Berkeley East Bay sprint star Debbie Byfield stole the show in the 100 and 220 clocking a 10.8/23.9 double.

With victories in both the mile and two mile relays, the San Jose Cindergals put the cap on the women's team title tallying 165 points and outdistancing the 2nd place Millbrae Lions with 115. San Jose also pocketed the 14-15 division crown.

Women's Division: 440yR, 1-Millbrae Lions 'A', 47.0, 2-Millbrae Lions 'B', 49.2; SP, 1-Cel Rutledge (MLTC) 47-5½, 2-Denise Holloway (SJC) 44-2½; 400mH, 1-Amber Souza (WS) 65.0, 2-Johnna Hansen (SJC) 65.8, 3-Stella Edwinston (MLTC) 66.8; DT, 1-Judy Lane (WS) 127-10, 2-Jen Wagstaff (UC) 127-6; LJ, 1-Karen Elmore (MLTC) 18-7¼, 2-Marilyn King (MLTC) 18-7½; HJ, 1-Denise Cornell (Un) 5-6, 2-Diane Stuart (OTC) 5-4; 440, 1-Cyndy Poor (SJC) 55.9, 2-Veronica Venezia (WS) 57.0, 3-Ginger Lewis (MLTC) 58.1; JT, 1-Cathy Sulinski (MLTC) 166-3, 2-Barbara Whifield (Un) 162-1; 1500m, 1-Teri Anderson (SJC) 4:42.5; 100, 1-Debbie Byfield (BETC) 10.6, 2-Evelyn Ashford (WS) 10.6; 100mH, 1-Deanne Carlsen (Un) 14.4, 2-Denise Rogers (MLTC) 14.6, 3-Cherrie Sherrard (Chico St) 14.7; 880, 1-Loretta Simons (RCF) 2:13.9, 2-Kim Neall (SJC) 2:14.5; 220, 1-Byfield, 23.9, 2-Ashford, 24.6, 3-Viola Johnson (Un) 24.6, 4-Denise Pemberton (MLTC) 24.7; 880yMedR, 1-Millbrae 'A', 1:47.3; Mile Walk, 1-Sandy Briscoe (Un) 8:10.0; 3000m, 1-Dominique Carron (MLTC) 10:12.6, 2-Estella Guina (SJC) 10:42.4; 2MileR,



ALWAYS GO GILL

For performance, and official sanction

Coaches and athletes realize the importance of training and competing with superior equipment that meets official standards.

That's why the world famous Gill products, including a full line of women's track and field equipment, are preferred by those who care.

Write for a free copy of Gill's colorful catalog featuring the finest in track and field equipment.



THE HARRY GILL COMPANY
BOX 428 URBANA, ILLINOIS 61802

San Jose Cindergals 'B' 9:26.9, 2-San Jose 'A', 9:32.6; MileR, 1-San Jose 'A' 3:53.4. Team Scores: 1-San Jose Cindergals 165, 2-Millbrae Lions TC 115.

Intermediate (14-15) Division: SP, 1-Vanessa Brooks (Un) 39-7½; DT, 1-Robin Sans (RCF) 108', 2-Liz O'Conner (RCF) 108' (poorer second best); LJ, 1-Pam Evans (MLTC) 17-4, 2-Sandra DeWitt (SVTC) 17-2¼, 3-Susie Buegan (ATC) 17-1; 100mH, 1-Cheryl Hawthorne (BETC) 15.1, 2-Cindy Sandberg (SJC) 15.2; HJ, 1-Sandberg, 5-6, 2-Karyn Hinkleman (ATC) 5-2; 1500m, 1-Suzi Greenberg (SJC) 4:49.6; 440yR, 1-SJC 'A', 50.3, 2-SJC 'B', 51.3; 300mH, 1-Carolyn Bing (SJC) 45.3, 2-Hawthorne (BETC) 46.8, 3-Sandra DeWitt, 47.4; 100, 1-Frieda Cobbs (BETC) 11.0; 440, 1-Michelle Fabian (OTC) 59.6, 2-Betsy Brew (ATC) 59.8, 3-Michelle Hawthorne (BETC) 59.9; 880, 1-Pam Bowers (SJC) 2:14.7, 2-Pam Evans (MLTC) 2:18.0; 220, 1-Cobbs, 24.2, 2-M. Hawthorne, 25.9; 3000m, 1-Kathy Adams (WS) 10:19.5, 2-Pam Bowers (SJC) 10:27.7, 3-Lisa Greenberg (SJC) 10:36.4; Mile Walk, 1-Chris Sakelarios (RCF) 8:10.0. Team Scoring: San Jose Cindergals 148.

MICHIGAN AAU

Kalamazoo, Michigan, July 13: The Michigames and Motor City TC went to the wire in the Michigan AAU meet before the Michigames pulled it out by only a scant point, 152-151, to win the team title. The Results:

Kalamazoo, July 13:
HJ, 1-Beth Brunn (LipkeTC) 5-4; SP, 1-Jane Pearce (Mich) 39-6½; 400mH, 1-Ann Cwik (un) 66.8, 2-Shire Hohenstein (MC) 68.2, 3-Eva Kruszewski (MC) 68.3; 100mH, 1-Kim Hackett (MC) 15.2, 2-Sheila First (MC) 15.3, 3-Cwik, 15.5; 100m, 1-Karen Dennis (MC) 11.8; 200m, 1-Cheryl Gilliam (MC) 24.2, 2-Karen Dennis, 24.3, 3-Molly Brennan (Mich) 24.65; 400m, 1-Rochelle Collins (MC) 56.5, 2-Kim Watts (MC) 57.6, 3-Debbie Romsek (Mich) 58.3; 800m, 1-Cathy Bjork (Mich) 2:20.4; 1500m, 1-Ann Forshee (Mich) 4:48.5, 2-Cynthia Sprague (FFTC) 4:51.1, 3-Karen McKeachie (Mich) 4:53.8; 1500m Walk, 1-Tish Sweeny (Lipke) 9:19.2 (Exhib.-Shannon Mara, FFTC, 8:36.4); 3000m, 1-Sprague (FFTC) 10:12.5, 2-Forshee, 10:16.5, 3-McKeachie, 10:25; 4x100mR, 1-Motor City TC, 48.6, 2-Capital City TC, 49.5; 800mMedR, 1-Motor City TC, 1:45.5. Team Scores: Michigames 152, Motor City TC 151.

SOUTHERN PACIFIC CHAMPIONSHIPS

UCLA, June 7/8:

Senior Women's Division: 100m, 1-R. Bowen (LIT) 11.4, 2-M. Watson (LIT) 11.6; 200m, 1-Bowen, 23.6, 2-J. Scott (PREM) 23.8, 3-G. Butler (IATC) 24.5; 400m, 1-Scott, 53.3, 2-D. Robertson (IATC) 54.1, 3-S. Dill (LIT) 55.0; 800m, 1-J. Brown (IATC) 2:08.0, 2-K. Keyes (IATC) 2:08.5, 3-M. Decker (LIT) 2:10.2; 1500, 1-Keyes, 4:17.3, 2-Brown, 4:17.3, 3-P. Jewell (IBC) 4:46.5; 2 Mile, 1-J. Hansen (SFVTC) 10:28.0, 2-L. Heinmiller (IATC) 10:41.6; Mile Walk, 1-S. Brodcock (RRR) 7:23.2, 2-J. Janousek (SCC) 8:39.1; 100mH, 1-P. Donnelly (LIT) 13.8, 2-J. Lester (IBC) 13.9, 3-J. Benford (IATC) 14.3; 400mH, 1-Lester, 59.9, 2-M. Hopper (PREM) 60.6, 3-C. Crowder (IATC) 62.6; 440yR, 1-Lakewood International, 46.7; 880yMedR/2MileR, 1-Los Angeles TC, 1:44.9/9:11.6; MileR, 1-Lakewood International, 3:47.3, 2-IATC, 3:52.8; JT, 1-K. Schmidt (IATC) 203-3, 2-C. Gasson (IATC) 151-1; SP, 1-E. Dole (LIT) 50-½; DT, 1-M. Driscoll (IATC) 162-7, 2-T. Sabol (IATC) 149-2; HJ, 1-C. Gilbert (UCLA) 5-6. Team Scores: Lakewood International 155, Los Angeles TC 140.

Junior Women's Division: 100, 1-S. Howard (IBC) 11.0, 2-G. Douglas (IBC) 11.0, 3-C. Banks (Un) 11.3; 220, 1-Banks, 25.1, 2-Y. Rich (IBC) 25.2, 3-Douglas, 25.5; 440, 1-Rich, 55.0, 2-J. Anderson (PREM) 55.1, 3-T. Caudillo (IBC) 56.0; 880, 1-tie, Caudillo & K. Keys (PAT) 2:11.4, 3-C. Flournoy (SCC) 2:15.0; Mile, 1-Flournoy, 4:56.5, 2-B. Wolfenbarger (SCC) 5:01.6, 3-D. Porter (RRR) 5:18.3; Mile Walk, 1-C. Johnson (BA) 7:49.0, 2-J. Folkens (SBS) 8:58.8; 100mH, 1-L. Hightower (SAL-PERIOD!) & C. Sonnenburg (SAL) 15.6; 400mH, 1-P. Cape (IBC) 62.3, 2-Hightower, 65.2, 3-R. Cano (Un) 65.4; 440yR/880yMedR, 1-Long Beach Comets, 47.8/1:52.2; MileR, 1-IBC, 3:54.5, 2-Rialto Road Runners, 3:57.6, 3-Arcadia HS, 3:58.5; SP, 1-M. Peterson (IBC) 38-7; HJ, 1-N. Shallenberger (GB) 5-2; LJ, 1-Anderson, 19-5. Team Scores: Long Beach Comets 145.

14-15 Division: 100, 1-K. Robinson (FS) 11.1, 2-J. Harding (Un) 11.3, 3-D. Eddington (IATC) 11.3; 220, 1-Eddington, 25.1, 2-Robinson, 25.1, 3-Harding, 25.6; 440, 1-K. Bell (SCC) 57.8, 2-P. Newton (PTC) 58.7; 880, 1-P. Rose (BA) 2:14.2, 2-L. Mullins (IATC) 2:14.2, 3-R. Antoniewicz (IATC) 2:15.4; Mile, 1-Rose, 4:50.8, 2-S. Keith (RRR) 4:58.9, 3-M. Pierce (IMM) 5:13.5; 2 Mile, 1-Keith, 10:42.0, 2-B. Villalvazo (RRR) 11:02.0; Mile Walk, 1-L. Metheny (RRR) 7:33.1, 2-T. Teegarden (BA) 7:53.7, 3-Villalvazo, 8:02.7; 100mH, 1-A. Reed (AA) 15.2, 2-J. Erb (IATC) 15.5, 3-M. Winnewisser (SB) 15.7; 300mH, 1-C. Glazier (PAT) 44.9, 2-Erb, 46.5, 3-Reed, 46.8; 440yR, 1-Los Angeles TC 49.6, 2-Long Beach Comets, 50.7; 880yMedR/MileR, 1-IATC, 1:48.2/4:06.6; JT, 1-R. Radean (PAT) 130-1½; DT, 1-E. Roque (IATC) 115-3; HJ, 1-L. Carman (SB) 5-4; LJ, 1-K. Moran (IATC) 17-7. Team Scores: Los Angeles TC 127.

12-13 Division: 100, 1-B. Winston (RRR) 11.3, 2-D. Wilson (WVJ) 11.4; 220, 1-J. Ballard (SCC) 25.5, 2-T. Winston (RRR) 25.8; 440, 1-B. Carral (SCC) 57.9, 2-J. Riley (RRR) 58.5; 880, 1-S. Hulse (PAT) 2:14.8, 2-C. Stoiloff (RRR) 2:16.4, 3-L. Honeywell (RRR) 2:17.2; Mile, 1-D. Sanchez (RRR) 5:06.4, 2-C. Nunez (RRR) 5:09.2, 3-M. Gibbs (LIT) 5:09.7; Mile Walk, 1-J. Waskow (RRR) 8:11.8, 2-S. McGinley (SBS) 8:24.5, 3-A. Hickey (PAT) 8:25.9; 80mH, 1-T. Singleton (OVTC) 11.4, 2-E. Pike (IATC) 12.0, 3-D. Reade (IBC) 12.2; 200mH, 1-Singleton, 27.7, 2-Pike, 28.1; 440yR, 1-So. Cal. Cheetahs, 51.3; 880MR, 1-So Cal Cheetahs, 1:49.3, 2-Patriots-USA, 1:51.2; LJ, 1-Pike, 18-5½; 2-K. Zwart (Un) 16-10¼, 3-C. Doyel (MM) 16-7¼; JT, 1-J. Nelson (OCT) 125-8, 2-C. Bishop (SCC) 119-5½, 3-A. Molgaard (SBS) 114-9½; SP, 1-S. Ray (BA) 46-4¼, 2-Nelson, 41-8½; DT, 1-Nelson, 112-3, 2-Bishop, 107-3, 3-R. Gehres (OVTC) 105-5; HJ, 1-C. Acres (SB) 5-4, 2-L. Wardle (SBS) 5-2. Team Scores: Rialto Roadrunners 108, So Cal Cheetahs 95.

10-11 Division: 220, 1-T. Scott (SCC) 26.0, 2-L. Dawkins (IBC) 26.0, 3-P. Garcia (RRR) 27.6; 440, 1-L. Dawkins, 61.0, 2-M. Johnson (SCC) 61.4; 880, 1-S. Hatfield (Un) 2:26.0, 2-K. Bryant (BA) 2:26.7, 3-D. Stoiloff (2:26.8) RRR; Mile, 1-V. Cook (RRR) 5:08.9, 2-C. Lantry (RRR) 5:09.2, 3-K. Cerda (BA) 5:16.0; Mile Walk, 1-Cook, 8:05.3, 2-C. Ramirez (SBS) 8:18.8, 3-S. Quintana (Un) 8:25.2; 50yH, 1-P. Miller (WVJ) 7.8w, 2-Hatfield, 7.9; 440yR, 1-Rialto Roadrunners, 52.4, 2-West Vernon Jets, 53.9; 880yMedR, 1-So Cal Cheetahs 1:58.4, 2-Rialto Roadrunners 2:00.0. BBT, 1-M. Johnson (SSC) 196-3, 2-Tina Scott (SCC) 194-11. SP, 1-B. Greer (Un) 34-1. HJ, 1-J. Gillingham 4-8, 2-R. Wright (SBS) 4-8, 3-J. Thomas (RRR) 4-8. LJ, 1-D. Dahlke (SB) 15-1¾w (Wind-2.1) Team Scores: Rialto Roadrunners 90, 2-So Cal Cheetahs 74, 3-Long Beach Comets 46, 4-Blue Angels 34.

(9/Under Division: 100, 1-S. Granger (SCC) 12.5, 2-T. Granger (SCC) 12.9, 220, 1-S. Granger (SCC) 29.1, 2-D. Evans (BA) 30.3, 440, 1-Kim Tanabe (BA) 68.0, 2-L. Ladiner (IBC) 69.5, 880, 1-Kathy Kiernan (BA) 2:35.0, 2-S. Rodella (Pats) 2:35.0,

3-S. Cooper (RRR) 2:37.0. 880yR, 1-Long Beach Comets 2:05.1, 2-Blue Angels 2:08.6, 3-So Cal Cheetahs 2:08.7. BBT, 1-C. Jones (PCP) 148-7, 2-S. Fiske (SB) 145-6. HJ, 1-J. Faust (SBS) 4-2, 2-D. Jones (PCP) 4-2. Team Scores: 1-Blue Angels 81, 2-Rialto Roadrunners 57, 3-So Cal Cheetahs 48, 4-Santa Barbara Sandpipers 35.

Women's Master Division: 880, 1-R. O'Neill (PatsUSA) 2:28.7, 2-F. Hobbs (SBAA) 2:31.6. JT, 1-E. Mendyka (Prem) 67-6. Team Scores: 1-Blue Angels 32, 2-Premier TC 20, 3-Rialto 10.

EAST COAST AGE GROUP CLASSIC

Randall's Island, NY, June 26: Speed was the order of the day as sprinters ran wild in all divisions. Rhonda Brady equalled the 14-14 division National Record as she covered the 100mH distance in 13.9. Equally impressive, Michelle Glover blew to a National Record in the 10-11 100, clocking a quick 11.4, faster than the winning time in the 12-13 division!

The Results:

14-15 Division: 100, 1-Rhonda Brady (MHYF) 11.1, 2-Leona Rainey (Mall) 11.2, 3-Rhonda Yancey (KK) 11.3; 220, 1-Rainey, 25.4, 2-Rose Gianpalmo (SIJ) 25.6, 3-Rene Mosley (Mall) 25.6; 440, 1-Debbie Dunn (KK) 56.9, 2-Delores Jackson (Mall) 57.2, 3-Gianpalmo, 57.7; 880, 1-Robin Johnson (MHYF) 2:21.4, 2-Shelly Coston (Un) 2:21.7, 3-Vanessa Landis (Mall) 2:21.8; Mile, 1-Nancy Frank (LIGS) 5:09.6, 2-Brenda Condon (IAC) 5:12.1; Mile Walk, 1-L. Smith (PAL) 8:51.5, 2-Kim Chavis (OHC) 9:38.4; 100mH, 1-Brady, 13.9 (National Record), 2-Rene Felton (Green) 15.0, 3-Lori Dinello (WS) 15.0; 300mH, 1-Dinello, 44.9; 8#SP, 1-Susan Schaefer (DTFC) 37-9, 2-Peri Jude Radevic (WP) 37-4½; HJ, 1-Donna DelVecchio (CPAC) 4-10; LJ, 1-Ellen Howard (Mall) 17-2½, 2-Andrea Hawkins (OHC) 16-11½, 3-Nancy Cullian (IAC) 16-7¼; 440yR, 1-Klub Keystone, 48.4 (National Record) 48.4, 2-West Suburban TC, 50.0, 3-Oceanhill Cheetahs, 50.1; 880MedR/MileR, 1-Klub Keystone, 1:47.8/3:58.4, 2-West Suburban TC, 1:49.5/4:00.5, 3-Mallery Challengers, 1:52.7/4:05.0. Team Scores: Mallery Challengers 99, Klub Keystone 60, West Suburban TC 53½.

12-13 Division: 100, 1-Portland Ford (KK) 11.6, 2-Karen Young (KK) 11.6, 3-Sharon Joseph (MH) 11.7; 220, 1-Ford, 26.0, 2-Brenda Turner (OHC) 26.0, 3-Rhonda Clay (MHYF) 26.1; 440, 1-Pam Dutton (KK) 58.3, 2-Cindy Hall (NI) 59.2, 3-Charise Limberger (Green) 59.4, 4-Vicki Hall (NI) 59.4; 880, 1-Jackie Thompson (KK) 2:18.1, 2-Sheila Boyer (NI) 2:20.5, 3-Jan Prendergast (IAC) 2:20.8; Mile, 1-Joan Hazlip (NI) 5:18.6, 2-Peggy Fitzgerald (WS) 5:25.7, 3-Kathy Corrigan (Un) 5:31.6; Mile Walk, 1-Anthe Monies (WP) 9:20.3, 2-Jackie Campbell (Will) 9:45.7; 80mH, 1-Barbara Davis (PTFC) 11.73, 2-Linda Karecki (WS) 12.6; 200mH, 1-Davis, 29.5, 2-Karecki, 30.1, 3-Dora Savage (OHC) 30.8; 6#SP, 1-Mary Maciejczyk (WP) 41-5½, 2-Lori Smargiasso (Green) 38-8½; HJ, 1-Lori Fuller (PSS) 5-0; LJ, 1-Rochelle Hall (OHC) 16-11½, 2-Mary O'Neill (WS) 16-0, 3-Carol Jones (PAL) 15-10½; 440yR, 1-Klub Keystone 'A', 49.5, 2-Gazelles, 51.7, 3-Mallery Challengers, 52.0; 880yMedR, 1-Klub Keystone, 1:49.8, 2-Oceanhill Cheetahs, 1:53.5, 3-Mayor Hatcher Youth Foundation, 1:54.0; MileR, 1-Mayor Hatcher YF, 4:05.3, 2-New Image, 4:05.8, 3-Klub Keystone, 4:09.0; Pent, Rochelle Hall (OHC) 2910 (13.5-23'8½"-4'2"-16'11½"-26.3"). Team Score: Klub Keystone 82.

10-11 Division: 100, 1-Michelle Glover (Will) 11.4 (National Record), 2-Robin Jackson (SIJ) 12.1, 3-Rene Henderson (NI) 12.2; 220, 1-Glover, 26.4, 2-Crest Harris (KK) 27.4, 3-Robin Jackson, 27.4; 440, 1-Robin Wormsley (NI) 59.7, 2-Jackson, 60.9, 3-Jessica Hall (NI) 61.6; 880, 1-Sherry Lovelace (NI) 2:30.9, 2-Gwen Spurlock (KK) 2:33.8, 3-Lisa Williams (KK) 2:33.9; Mile, 1-Andrea Collins (PSS) 5:32.7, 2-Anne Webb (NI) 5:42.5; MileW, 1-Joda Gaston (CCTC) 9:56.4. 50yH, 1-Dawn Hess (PSS) 8.3, 2-Carol Lewis (Will) 8.6. sp, 1-Kathy Travers (WP) 40-3. LJ, 1-Carol Lewis (Will) 15-3, 2-Dawn Hess (PSS) 15-1. 440R, 1-New Image TC 52.6 (NR), 2-Klub Keystone 53.0, 3-Will-Ingboro 54.1. 880MedR, 1-New Image 1:56.4, 2-Klub Keystone 1:59.5. Team Scores: 1-New Image 64, 2-Klub Keystone 52, 3- Staten Island Jets 50.

9/Under Division: 100, 1-Tammy Scott (GNAYC) 12.6, 2-Yvette Cash (Un) 12.6, 3-Louise Hokins (Ind) 12.6. 220, 1-Yvette Cash (Un) 29.7, 2-Janice Conrad (Ind) 29.9, 3-Tammy Scott (GNAYC) 30.0. 440, 1-Janet Davis (Ind) 67.4, 2-Yvette Cash (Un) 69.0, 3-Leigh Mann (BRTC) 70.0. HJ, 1-Louise Hopkins (Ind) 4-2, 2-Yvette Cash (Un) 4-0, 3-Beth Rosenthal (Green) 4-0. LJ, 1-Leigh Mann (BRTC) 13-7¼, 2-Pam Collins (PSS) 13-1. 440R, 1-Indianola 57.4, 2-Klub Keystone 58.6, 3-GNAYC (Norristown) 59.3. Team Scores: 1-Indianola (Mississippi) 64, 2-Prairie State Striders 37, 3-Gnayc 26.

USTFF CHAMPIONSHIP

Wichita, Kansas, May 30-31: 5,500 fans were on hand to witness this year's USTFF extravaganza. Although at times the wind played a major role in the running and jumping events, outstanding marks were posted over the two-day competition. Once again a powerful Prairie View TC came away with the team title as Carol Cummings swept the sprints and team-mate Shirley Williams outlegged Debbie Esser in the 440. Andrea Bruce also chipped in to the PVTC cause with victories in the 100mH and Long Jump. The highlight event, however, was the Mile run, as Francie Larrieu stepped out in the early going and the rest of the field was forced to play catch up throughout the remainder of the race. Larrieu's time of 4:31.69 is a new American record, and one which Cindy Bremser (2nd), Peg Neppel (3rd), and Carol Cook (4th) found difficult to chase. All four runners, however, were under the 4:52.0 mark in a very fine competitive mile. The Results:

Team Scores: Prairie View TC, 126. 2-Texas TC, 68½. 3-Texas Women's Univ., 55. 4-Iowa State U. TC, 46½. 5-Woodbine TC, 28. 6-Univ. of Wisconsin, 26. 7-Kansas State, 24. 8-Central Missouri State, 12. 9-Pacific Coast Club, 10. 10-Paducah TC, 8. 11-Univ. of Minnesota, 6. 12-Terre Haute TC, 6. 13-Salina TC, 5. 14-Hesston TC, 4. 15-Buhler HS, 4. 16-Metroplex Strider 3. 17-Cinderette TC, 2. 18-McPherson College, 2. 19-Shocker Striders, 1. 20-Fort Worth TC, 1. 21-Spencer HS, 1.

Open Division: 100, 1-Carol Cummings(Prairie View) 10.81. 2-Rochelle Davis(TWU) 11.02. 3-Lynn Maxwell(Paducah TC) 11.14. 220, 1-Cummings(PVTC) 24.47. 2-Beverly Day(PVTC) 24.67. 3-Charlene Branch(PVTC) 25.00. 440, 1-Shirley Williams(PVTC) 55.61. 2-Debbie Esser(Woodbine) 55.93. 3-Sue Haynes(Webster) 56.3. 4-Charmane Kuhlman(HesstonHS) 56.43. 880, 1-Cindy Bremser(UWisconsin) 2:10.55. 2-Marilyn Carlson(CMissSt)2:11.4. 3-Cathie Twomey(UMinnesota) 2:12.86. 4-Sue Deppe(Ames,Iowa) 2:13.38. Mile, 1-Francie Larrieu(PCC) 4:31.69. 2-Cindy Bremser (UWisconsin) 4:49.52. 3-Peg Neppel(IowaSt) 4:50.59. 4-Carol Cook (St.Louis) 4:51.77. 100mH, 1-Andrea Bruce (PVTC) 13.73w. 2-Lucy Vaamonde(TWU) 14.00w. 3-Debbie Esser(Woodbine) 14.03w. 4-Mary Ayers(PVTC) 14.41w. (Wind +4.70mph). 440yH, 1-Debbie Esser(Woodbine) 60.19. 2-Andrea Bruce(PVTC) 60.89. 3-Mary Ayers(PVTC) 61.61. 4-Marilyn Carlson(CMissSt) 62.88. 5-Linda Wright(TexasTC) 64.39. 440R, 1-Prairie View TC (Williams, Branch, Day, Cummings) 46.3. 2-Texas Women's U., 47.7. 3-U. Wisconsin, 48.3. 880mR, 1-Prairie View TC (Branch, Cummings, Day, Williams) 1:43.84. 2-Texas TC, 1:46.64. 3-Texas Women's U. 1:47.15. MileR, 1-Prairie View TC (Williams, Branch, Day, Cummings) 3:47.52. 2-Iowa State TC, 3:50.60. 3-Texas Women's U. 3:53.37. 4-Woodbine TC, 3:53.82. 5-Texas TC, 3:54.60. HJ, 1-Andrea Bruce (PVTC) 5-8. 2-Susan Hackett (New Orleans) 5-8. 3-Peggy Rose (Texas TC) 5-4. LJ, 1-Andrea Bruce (PVTC) 21-1w. 2-Cathy Newman (IowaState TC) 19-¾. 3-Linda Cornelius (Texas TC) 18-¼. SP, 1-Susie Snider (Texas TC) 47-6½. 2-Mary Jacobson (Un) 45-9½. 3-Diana McCann (Terre Haute TC) 44-¾. DT, 1-Snider (TTC) 138-10. 2-Linda Montgomery (Texas TC) 137-11. 3-Olga Oranda(Texas Women's U.) 134-2. JT, 1-Susie Norton (Kansas State) 144-8. 2-Marsha Poppe (Kansas State) 140-6. 3-Snider(Texas TC) 140-6.

METROPOLITAN AAU MEET

May 25 @ Randalls Island, NY.

Womens: 220, 1-Sharon Dabney (Clippers) 25.8. 12-13 Division: 100/220, S. Joesph(MHYF) 12.0/27.4. 10-11 Division: 440, 1-Tina Edwards (Jag) 66.8. 9/Under: 440, 1-Yvette Cash (Dyn) 66.5. HJ, 1-Cash (Dyn) 4-0.

GOLD COAST AGE GROUP MEET

South Miami, Florida, May 31: Lorraine Ray and Connie Hawkins both of the Community Youth Club in Miami, recorded good marks in preparation for the Nationals. Hawkins easily won the 100 in 10.8 and Ray had an equally easy time in the Long Jump leaping 18-9½.

Womens: 100, 1-Connie Hawkins (CYC) 10.8. 2-Carmen Thomas(CYC) 11.1. 100mH, 1-Cheryl Lane (NSO) 15.4. 2-Alfreda Booker (NSO) 15.5. LJ, 1-Lorraine Ray (CYC) 18-9½. SP, 1-Geneva Fla (RP) 37-11. 440R, 1-Community Youth Club, 48.9. 880mR, 1-CYC, 1:49. 12-13 Division: 100, 1-Dellia Burroughs (FL) 11.3. Cornelia Jackson (MJ) 11.3. 220, 1-Nestoria Horne (CYC) 25.9. 2-Cheryl Wallace (NSO) 25.9. 440, 1-Alexis Moore (MJ) 61.4. 80mH, 1-Joy Shrove (Un) 12.6. SP, 1-Diana Stovall (MJ) 34-9½. 440R, 1-Miami Jets, 52.0. 880mR, 1-Miami Jets, 1:53.7. 10-11 Division: 100, 1-Cathy Wallace(NSO) 12.1. 2-Regina Christian (CYC) 12.2. 440, 1-April Armstrong(RP) 66.8.



SUSAN HACKETT - This year's runner-up to Joni Huntley in the high jump with a 5-10 effort, ranks 5th on the All-Time US List with a jump of 5-11. (Jeff Johnson photo)

OHIO STATE AAU

Dayton, Ohio, June 7: Good performances were the rule as the Ohio Association meet was staged at Welcome Stadium. Highlights were great battles in both the 2 Mile and Mile relays, with Blue Ribbon coming out on top over Peoria in the longer race, and Peoria reversing the result in the 4-lap event. Deby LaPlante was on hand to win the 100mH, and Madeline M. Jackson scored a double victory in the 440/880. As usual, the Vetter sisters were on hand with their predictably good performances. Chicago State's Veronica Harris took the 100 in a windy 10.5. Kettering easily won the "in state" team title, while Peoria took the "out of state" crown over Blue Ribbon. The Results:

HJ, 1-Connie Dorsey (Terre Haute) 5'6¼", 2-Missy Meeker, (Panther TC) 5'4¼"; DT, 1-Debbie Stephens (KS) 131'6", JT, 1-Jean Sweeney (Scioto) 143'4"; SP, 1-Dianna McCann (Terre Haute) 42¼", 2-Pam Dahnke (Lawrence) 40'11¼", 3-Tracey Tripp (KS) 39'10¼"; Mile Walk, 1-Carol Mohanco (KS) 8:12.2, 2-Mary DeVries (KS) 8:34.2, 3-Cindy Luebben (KS) 8:35.6; 2 MileR, 1-Blue Ribbon TC, 9:10.1, 2-Peoria Pacettes, 9:14.8, 3-Kettering Striders 'A', 9:17.3; 2 Mile, 1-Sue Mallery(OTC) 10:51.7, 2-Marie Kastrup (KS) 11:00.2, 3-Karen McKeechie (Michigames) 11:05.2; 400mH, 1-Debbie Vetter (BR) 61.8, 2-Chris Rassel (PP) 64.2, 3-Kim Gehring (66.3); 100mH, 1-Debi LaPlante (Un) 13.9, 2-Liz Wilmoth (Panther TC) 14.7, 3-Karen Wechsler (Lawrence) 14.7; 100, 1-Veronica Harris (Chi. St.) 10.5, 2-Gwen Smith (Col. Comm. TC) 10.7, 3-Natalie Smith (Terre Haute) 10.8; Mile, 1-Brenda Webb (KS) 4:57.4, 2-Sue Mallery, 5:06.4, 3-Debbie Vetter, 5:08.4; 440yR, 1-Motor City, 48.4, 2-Lawrence, 48.5, 3-Terre Haute, 49.2; 880, 1-Madeline Jackson (Cleveland TC) 2:09.7, 2-Chris Caldwell (PP) 2:12.2, 3-Robin Smith (PP) 2:18.7; 440, 1-Jackson, 55.6, 2-Janis Vetter (BR) 56.5, 3-Trudi Rebsamen (PP); 220, 1-Sherrylynn Brown (Cap. City TC); MileR, 1-Peoria Pacettes 'A', 3:53.3, 2-Blue Ribbon TC, 3:54.7, 3-Ohio TC 'A', 3:54.8. Team Scoring: In State Teams (those teams in Ohio Association AAU) Kettering Striders 50, Ohio TC 19; Out of State Teams (those teams from outside the Ohio Association) Peoria Pacettes (Central AAU) 47½, Blue Ribbon TC (Lake Erie AAU) 36.

OREGON AGE GROUP CHAMPIONSHIPS

Aloha, Oregon, June 14: Portland's Teresa Wierson set a national record of 43.9 for the 300mH and 17 other Association were tied or broken as Aloha HS hosted this year's Oregon Age-Group Championships. Fourteen year old Eryn Forbes was a double winner as she swept to victory in the 880 and 2 Mile runs. Along with her national record 300mH effort, Teresa Wierson also posted wins in the 440 (57.3) and 100mH (15.0) to help Portland TC to team honors in the 14-15 division scoring 79 points. The Results:

14-15 Division: 100, 1-Yvonne Monlux(ARR) 11.5, 2-Laurie Florke(PTC) 11.6. 220, 1-Monlux(ARR) 26.0(Equals Assoc.Record) 440, 1-Teresa Wierson(PTC) 57.4(Assoc. Record). 880, 1-Eryn Forbes(PTC) 2:16.2. 2Mile, 1-Eryn Forbes(PTC) 10:53.4(Assoc. Record). 100MH, 1-Teresa Wierson(PTC) 15.0, 2-Robin Harthill (Un) 15.8, 3-Betty Rounds(Salem) 15.8. 300MH, 1-Teresa Wierson (PTC) 43.9 (National Record). HJ, 1-Robin Harthill(Un) 5-5 (Assoc Record), 2-Tracy Lanig(Salem) 5-4, 3-Sandra Huntley (Un) 5-0. Team Scores: 1-Portland TC 81, 2-Flanagan Clan 75, 3-Salem TC 56, Willamette Falls TC 50, Albina Roadrunners 48. 12-13 Division: 100, 1-Debbie Knytych(Salem) 11.7. 220, 1-Knytych, 26.0 (Assoc. Record), 2-Wanda Paden(NPS) 26.3. 440, 1-Rochelle Anderson(PTC) 58.2 (Assoc. Record). 2-Knytych 61.4. 880, 1-Marcele Wierson(PTC) 2:20.6. Mile, 1-Lori Willard(Un) 5:25.0, 2-Jill Smith(Un) 5:27.2. 80MH(30"), 1-Cristi Litvin (WFPC) 12.9. 200MH(30"), 1-Maria Sandvold(NPS) 30.0, 2-Marcele Wierson(PTC) 30.6. HJ, 1-Connie Stricklen(GTC) 5-2 (Assoc. Record), 2-Sissy Lafferty(Un) 5-2, 3-Annette Jarrett(GTC) 4-10 LJ, 1-Kim Mock(STC) 16-9/4, 2-Maria Sandvold(NPS) 16-3/4. SP, 1-Laura Yeager(FC) 36-10/2. Team Scores: 1-Portland TC 79, 2-Flanagan Clan 71, 3-Salem TC 49, 4-No. Portland Striders 32, 5-Spartan TC 32. 10-11 Division: 220, 1-Melanie McArdle(FC) 28.3(Assoc. Record) 440, 1-Amy Luce(FC) 66.1, 2-Myra Pagsolangan(GTC) 66.7. Mile, 1-Sandy Nevis(PTC) 5:39.4. HJ, 1-Barbara Jarrett(GTC) 4-10, 2-Bambi Foulkes(PTC) 4-10, 3-Rosalyn Barrett(GTC) 4-6. 50yh, 1-Barbara Jarrett(GTC) 8.4(Assoc. Record). LJ, 1-Melanie McArdle(STC) 15-1/4. BBT, 1-Codie Campbell(STC) 205-11 (Assoc. Record), 2-Bonnie Lund(STC) 191-0. Team Scores: 1-Gresham TC 103, 2-Portland TC 70, 3-Flanagan Clan 65, 4-Spartan TC 63. 9/Under: 220, 1-Chris Mock(STC) 30.4(Assoc Record). LJ, 1-Mock, 12-11/4(Assoc Record). Team Scores: 1-Spartan TC 95, 2-Gresham TC 61, 3-Portland TC, 50, 4-Lebanon TC 20.

MIDLAND INVITATIONAL

Midland, Mich., June 14: 755 athletes competed in this 8th annual invitational held at Northwood Institute's Jullariat Stadium. Ohio's Kettering Striders and Blue Ribbon TC swiped 1-2 to take the top spots in the women's division team title race. Madeline Jackson scored a double victory in the 440/880 with marks of 55.7 and 2:09.2, but was forced to earn her half mile win as Debbie Vetter was just two clicks back at 2:09.4. Blue Ribbon TC, with their trio of Vetter sisters took the measure of Cleveland TC and Madeline Jackson in the mile relay clocking 3:53.2. The three team scramble also included Ohio TC at 3:55.2 with Cleveland TC sandwiched in between at 3:54.0. The results:

Women's Division: 100, 1-Janet Woodson (Un) 11.0, 2-Josephine Hobbs (DS) 11.1; 220, 1-Woodson, 24.9w, 2-Hobbs, 25.1w; 440, 1-Madeline Jackson (CL) 55.7, 2-Janis Vetter (BR) 56.0, 3-Lorrie Oldham (CL) 57.6; 880, 1-Jackson, 2:09.2, 2-Debbie Vetter (BR) 2:09.4, 3-Diane Vetter (BR) 2:17.2; Mile, 1-Brenda Webb (KS) 4:58.8, 2-Ann Forshee (Mich) 4:59.7, 3-Mary Ann Opalewski (FF) 5:04.0; 2 Mile, 1-Sue Mallory (OTC) 10:59.4, 2-Karen McKeachie (Mich) 11:10.6; Mile Walk, 1-Carol Mohanco (KS) 8:27.1, 2-Cindy Luebben (KS) 8:54.3, 3-Mary Steury (FWP) 8:56.0; 100mH, 1-Karen Wechsler (LA) 14.3, 2-Sue Sommers (SO) 14.6, 3-Liz Wilmoth (PTC) 15.0; 440yR, 1-Lawrence TC, 49.4; Mile Relay, 1-Blue Ribbon TC, 3:53.2, 2-Cleveland TC, 3:54.0, 3-Ohio TC, 3:55.2; HJ, 1-Connie Dorsey (TH) 5'4", 2-Janice Whitesell(JV) 5'4", 3-Anita Lee (Un) 5'4"; SP, 1-Jane Pearce (Mich) 43'11/2", 2-Shirley Blue (LA) 41'8/4"; DT, 1-Kim Travers (WP) 133'1", 2-Debbie Stevens (KS) 129'7"; JT, 1-Barb Chitovas (SA) 146'9", 2-Sue Inman (FF) 131'1". Team Scores: Kettering Striders 63, Blue Ribbon TC 48, Lawrence TC 46 2/5. 14-15 Division: 100, 1-Bridget Callahan (BB) 11.2; 220, 1-Molly Brennan (Mich) 26.0; 440, 1-Carol Addy (OTC) 57.6, 2-Candi Cannaday (LA) 59.0; 880, 1-Lori Neufeld (SO) 2:17.5, 2-Carrie Craven (OTC) 2:19.4, 3-Cathy Bjork (Mich) 2:22.3; Mile, Cynthia Sprague (FF) 5:20.0, 2-Karen Seiter (FF) 5:22.3, 3-Terri Bell (KS) 5:24.9; 100mH, 1-Rene Felton (GB) 14.8, 2-Jan Aumaugher (FF) 15.5, 3-Beth Ann Brynn (Lip) 15.7; 440yR, 1-Scarborough Optimist, 51.1; 880yMedR, 1-Ohio Track Club, 1:49.6, 2-Lipke TC, 1:54.2; LJ, 1-Linda Boyan (LEC) 18'1/4", 2-Angie Shoulders (LEC) 18'3/4", 3-Carol Addy, 17'5/4"; JT, 1-Pat Malaczewski (PTC) 117'2"; HJ, Brynn, 5'6", 2-Addy, 5'4"; SP, Sue Collins (GB) 37'11/2", 2-Malaczewski, 37'1/2"; DT, 1-Malaczewski, 106'8". Team Scores: Ohio TC 61, Fleet Feet TC 47 1/2, Greensburg TC 41.

12-13 Division: 100, 1-Denise Morrow (DS) 11.6, 220, 1-Carol Montgomery (DS) 26.0, 2-Liz Eickholt (STC) 26.1; 440, 1-Eickholt, 58.7, 2-Mary Neumeister (BB) 60.0; 880, 1-Sheila Boyer (NI) 2:23.5; Mile, 1-Joanie Hazlip (NI) 5:16.5, 2-Leslie Rose (Un) 5:17.2; 80mH, 1-Pam Moore (TH) 12.5; 440yR, 1-Detroit Striders 'A', 50.4; 880yMedR, 1-New Image TC, 1:55.2; JT/DT, Jackie Burton (Lip) 98'3"/93'10"; SP, 1-Burton, 39'9/2", 2-Lori Smargiasso (GB) 38'5/2"; HJ, 1-Judy Newfeld (SO) 4'10"; LJ, Felicia Brown (16'1") MGP. Team Scores: Detroit Striders 72.

10-11 Division: 100, 1-Renee Henderson (NI) 11.9w, 2-Janet Baughman (LEC) 11.95w; 220, 1-Angie Toney (NI) 27.5, 2-Baughman, 27.9; 440, 1-Robin Wormsley (NI) 60.8, 2-Faye Wilson (NI) 63.8; 880, 1-Sherri Lovelace (NI) 2:28.0, 2-Lauri Call (FF) 2:29.4, 3-Anne Vargo (LEC) 2:30.9; Mile, 1-Laura Craven (STC) 5:23.5; 50yh, 1-Stephanie Price (KS) 8.5; 440yR, 1-Pittsburgh New Image TC, 53.3, 2-Detroit Striders, 55.2; 880yMedR, 1-Pittsburgh New Image TC, 1:55.2; LJ, Baughman, 15'1/4"; SP, Kathy Travers (WP) 37-10; HJ, Lora Elder, 4-10 1/2.

Team Scores: Pittsburgh New Image TC 82. 9&U Division: 440, 1-Leigh Mann (BR) 69.1, 2-Kendrah Smartt (DS) 69.3; LJ, Mann, 13'3". Team Scores: Fleet Feet TC 83 1/2.

VIRGINIA AAU AGE GROUP CHAMPIONSHIPS

June 21: The Richmond Track & Field Club dominated most all events and swept the divisions title trophies at this years Virginia Championships. The results:

16-17 Division: 100, 1-P.Chatman(Virginia Comets) 11.6. 220, 1-T. Hill(Richmond TC) 26.8. HJ, 1-T.Holder(Richmond TC) 5-4. 14-15 Division: 100, 1-B.Brown(Richmond TC) 11.7. 220, 1-Brown, 26.1. 100MH, 1-L.Harris(Richmond TC) 16.0. LJ, 1-G. Scott(Richmond TC) 16-11. 2-P.Clinard(Rich TC) 16-2. 12-13 Division: 100, 1-V.Westinghouse(West End Striders) 11.9 LJ, 1-B.Watkins(Rich TC) 16-6/2. HJ, 1-Watkins, 4-10.



KATHY McMILLAN - The runner-up to Martha Watson in this years National competition in White Plains, pulled off one of the biggest surprises at the Canadian Pre Olympics by winning the long jump event by defeating European Champ Eva Suranova with a leap of 21-4/4. (Jeff Johnson photo)

AGE GROUP CLASSIC

Mt. SAC, Walnut, California, July 13:

14-15 Division: 100, 1-Freida Cobbs (BETC) 10.7w, 2-Freda Hancock (CF) 10.7w, 3-Val Boyer (ATC) 10.8w; 220, 1-Freida Cobbs, 24.1, 2-Freda Hancock, 24.3, 3-Val Boyer, 24.3; 440, 1-Pam Green (SCC) 58.0, 2-Cynthia Tyler (MM) 58.1, 3-Sue Moreno (LIT) 58.4; 880, 1-Roma Antoniewicz (LATC) 2:15.9, 2-Lauri Mullins (LATC) 2:20.0, 3-Bobbie Shyrack (LATC) nt; **Mile,** 1-Paula Rose (BA) 4:59.7, 2-Suzanne Keith (RRR) 5:05.7, 3-Becky Wolfenbarger (SCC) 5:08.5; **2 Mile,** 1-Suzanne Keith, 10:57.8, 2-Kathy Adams (WS) 11:04.6, 3-Becky Villalvazo (RRR) 11:34.2; **Mile Walk,** 1-Linda Brodock (RRR) 7:51.8, 2-Lisa Metheny (RRR) 8:06.8, 3-Becky Villalvazo, 8:16.6; **100mH,** 1-Cheryl Hawthorne (BETC) 14.6w, 2-Cindy Mitchell (CW) 14.8w, 3-Mary Winnewisser (SBSP) 14.8w; **300mH,** 1-Teresa Wierson (PTC) 44.0, 2-Cheryl Hawthorne, 44.6, 3-Denise Bailey (ATC) 45.0; **440yR,** 1-Millbrae Lions TC, 48.3, 2-San Diego Cougars, 48.6, 3-Berkeley EastBay TC, 48.6; **880yMedR,** 1-Los Angeles TC, 1:46.7, 2-Cactus Wrens, 1:47.0, 3-Albuquerque TC, 1:47.3; **MileR,** 1-Los Angeles TC, 3:59.0, 2-Mickey's Missles, 4:07.3, 3-Sun Queens, 4:12.9; **DT,** 1-Christy Pyle (LATC), 2-Regina Piatt (WPTC) 115-0, 3-Elaine Roque (LATC) 114-3, (Pyle's mark was 136-7); **JT,** 1-Lisa Van Bentham (SDC) 143-8, 2-Rae-dean Rona (PUSA) 126-3; 3-Lynne Van Bentham (SDC) 124-9; **8# SP,** 1-Cindy Young (SLTC) 40-7, 2-Regina Piatt, 40-5, 3-Elaine Roque, 38-7 1/2; **HJ,** 1-Cindy Mitchell (CW) 5-6, 2-Candice Zabrianck (LIT) 5-4, 3-Monique Donithan (CW) 5-4; **LJ,** 1-Kim Moran (LATC) 18-3 3/4, 2-Karen Elmore (MLTC) 18-2 1/4, 3-Erin Pike (LATC) 17-11 1/4. Team Scores: LATC 101, Rialto Roadrunners 52, Berkeley EastBay TC 49, Cactus Wrens 42.

12-13 Division: 100, 1-Jennie Gorham (KCNS) 11.0w, 2-Felicia Dupuch (CF) 11.2w, 3-Brenda Winston (RRR) 11.3w; 220, 1-Jennie Gorham, 24.8, 2-Denise Smith (PUSA) 25.3, 3-Felicia Dupuch, 25.4; 440, 1-Denise Smith, 57.4, 2-Barney Sue Carral (SCC) 58.4, 3-Rochelle Anderson (PTC) 58.5; 880, 1-Sharon Hulse (PUSA) 2:16.4, 2-Chris Stoiloff (RRR) 2:16.9, 3-Marchi Wierson (PTC) 2:20.2; **Mile,** 1-Corrine Nunez (RRR) 5:07.6, 2-Sandy Beach (ATC) 5:08.7, 3-Donna Sanchez (RRR) 5:14.2; **Mile Walk,** 1-Georgia Sakelarios (RCF) 8:03.3, 2-Joyce Brodock (RRR) 8:04.1, 3-Laura Spencer (CUP) 8:12.5; **80mH,** 1-Kathy Yuhas (APP) 12.0w, 2-Barbara Davis (FTC) 12.0w, 3-Katherine (SoBS) 12.1w; **200mH,** 1-Kathy Yuhas, (APP) 29.0, 2-Barbara Davis, 29.2, 3-Dulce Reade (Un) 29.8; **440yR,** 1-Berkeley East Bay TC, 50.4, 2-Colorado Flyers 'A', 50.8, 3-Rialto Roadrunners, 51.1; **880yMedR,** 1-Patriots-USA, 1:51.3, 2-SoCal Cheetahs 'A', 1:53.2, 3-Wilt's Wonder Women 'A', 1:53.9; **Mile R,** 1-SoCal Cheetahs 'A', 3:58.3, 2-Rialto Roadrunners 'A', 4:02.9, 3-Berkeley EastBay TC, 4:05.6; **HJ,** 1-Kyra Bjornsson (WS) 5-6, 2-Candy Acres (SBSP) 5-4; **LJ,** 1-Colleen Gibson (AbbTC) 16-11 3/4, 2-Vicki Almedia (SCC) 16'8 3/4, 3-Martha Maroney (VOS) 16-5 1/2; **DT,** 1-Vicki Powell (BC) 119-5, 2-Charm Bishop (SCC) 110-3, 3-Roseann Gehres (OVTC) 109-4; **JT,** 1-C-arm Bishop, 126-1, 2-Jackie Nelson (OCT) 122-1; **SP,** 1-Susan Ray (Un) 47-2 1/4, 2-Jackie Nelson, 44-8 3/4, 3-Penny Thomley (SPOK) 39-4 3/4. Team Scores: Southern California Cheetahs 66, Rialto Roadrunners 56.

HIGH SCHOOL TRACK (Continued)

FLORIDA-Bob Cook-Miami High Relays-LJ-Kirby(Coral Gables) 17'1"; 440R-Central 50.1.

MICHIGAN-Spartan Relays-Michigan State Univ-Apr.11. HJ/LJ-Anita Lee(Detroit Cass Tech) 5'4"/17'4 1/2"; HJ-Sue Bouck(Haslett) 5'4", Monte Robinson(Mt. Clemens) 5'3", Sue Reimer(Walled Lake Western)5'3". 2Mile-Cheryl Kerckhaert(Bath) 11:52.0; Mile-Mary Ann Opolewski(Douglas MacArthur)5:25.3;

MASSACHUSETTS-Falmouth Invitational-May 24, Falmouth H.S. 80H-Kim Alger(Barnstable) 11.4, 2)Sharon Condon(Sharon) 11.4; 100- Lea Ventura(Dartmouth) 11.2; 220-Pat Holcomb(Dartmouth)25.0, 2) Pat Feeley (Brockton) 25.6; 440- Debbie Hawkins(Rockland)57.2, 2)Tammy Hennemuth(Falmouth) 57.4; 880-Nancy Robinson(Falmouth) 2:23.1, 2)Pat Collins(Cardinal Spellman) 2:24.9, 3)Deb Mueller(Bellingham) 2:25.2, 4) J.MacGaffigan(Sil.Lake) 2:26.9, 5)Lacouture(Brockton) 2:26.9; Mile- Johanna Forman(Falmouth) 5:08.2, 2) Marina Buckley(Cohasset) 5:18.9; LJ-Rene Rochester(Brockton)17'11 1/2", 2)Allyson Anderson(Hingham) 17'4 1/2"; SP-Jayne Foster(Marshfield) 38'4 1/2"; DT-Marcella Smith(Middleboro) 115'1"; JT-Becky Welch (Falmouth) 116'9", 2)Dawn Vandal(B.Stang)113'3"; HJ-Cheryl Metcalf(Weymouth North) 5'3", 2)Linda Bruce(Lexington) 5'2", 3)Michelle Laney(Bridge-Ray.) 5'2"; 440R-Dartmouth 50.5; 880MedR-Falmouth(Robinson 26.5-Hennemuth-Hallady-Forman-56.1) 1:47.0.


10-11 Division: 100, 1-LaTanya Dawkins (LBC) 11.6w, 2-Jean DuFresne (KCNS) 11.7w; 220, 1-LaTanya Dawkins, 26.1, 2-Jean DuFresne, 26.3, 3-Tina Scott (SCC) 26.3; 440, 1-Melanie Johnson (SCC) 61.3, 2-Stephanie Farley (PUSA) 62.1, 3-Lana Norris (SDC) 63.3; 880, 1-Sloan Burton (NW) 2:26.3, 2-Sharon Hatfield (Un) 2:28.4, 3-Doreen Stoiloff (RRR) 2:30.8; **Mile,** 1-Carol Lantry (RRR) 5:11.5, 2-Vicki Cook (RRR) 5:14.0, 3-Kristy Wilson (BA) 5:14.2; **Mile Walk,** 1-Lynn Holmbeck (PUSA) 8:18.2, 2-Shelly Quintana (BA) 8:30.9, 3-Jody Grob (SBSP) 8:52.4; **50yH,** 1-Jean DuFresne, 7.8, 2-Cari Venable (CUP) 7.9, 3-Delores Archuleta (ATC) 8.0; **440yR,** 1-Long Beach Comets 'A', 53.2, 2-Rialto Roadrunners, 53.4, 3-Berkeley EastBay TC, 53.6; **880Med,** 1-Colorado Flyers 'A', 1:59.6, 2-SoCal Cheetahs, 2:00.2, 3-Rialto Roadrunners, 2:01.7; **HJ,** 1-Stacey Newmann (IWTG) 5-0, 2-Zizi Fritz (AO) 4-10, 3-Rena Wright (SoBS) 4-10, 4-Barbara Jarrett (GTC) 4-10; **LJ,** 1-Alana Capozzi (LBC) 15-11 1/4w, 2-Debbie Johnson (RRR) 14-11w, 3-Angie Meininger (FtMTC) 14-10 1/4w; **BBT,** 1-Melanie Johnson, 224-3, 2-Tina Scott, 222-1, 3-Cindy Culberson (RRR) 209-4; **6#SP,** 1-Barrie Greer (SCC) 38-11, 2-Jackie Sheffield (RRR) 32-7 1/2, 3-Alissa Weakley (CUP) 32-2. Team Scores: Rialto Roadrunners 78, Southern California Cheetahs 61.

9&U Division: 100, 1-Stacey Granger (SCC) 12.3w, 2-Jewel Baty (ATC) 12.7w; 220, 1-Stacey Granger (SCC) 28.6, 2-Chris Mock (SPART) 29.4, 3-Lee Mann (BRTC) 29.6; 440, 1-Beth Landy (IWTG) 66.9, 2-Lee Mann, 67.9, 3-Kime Tanabe (BA) 68.1; 880, 1-Sonja Cooper (RRR) 2:35.9, 2-Bobbi Gallegos (ATC) 2:35.9, 3-Becky Engelman (OxTC) 2:37.3; **880yWalk,** 1-Kathy Kiernan (BA) 4:03.0, 2-Samantha Rodella (PUSA) 4:03.0; **440yR,** 1-SoCal Cheetahs, 57.9, 2-Rialto Roadrunners 'A', 58.6, 3-Las Virgenes TC, 58.9; **880yR,** 1-Long Beach Comets, 2:07.9, 2-Blue Angels, 2:08.5, 3-Cupertino Yearlings, 2:09.8, 4-Berkeley EastBay, 2:09.8; **HJ,** 1-DeeDee Jones (PCP) 4-4, 2-Jean Faust (SBSP) 4-2; **LJ,** 1-Chris Mock, 13-1 1/4w; **BBT,** 1-DeeDee Jones, 162-8, 2-Suzanne Fiske (SBSP) 156-8. Team Scores: Southern California Cheetahs 42, Blue Angels 32.



LISA METHENY - Unknown to most except her own team mates Lisa manufactured one of the big upsets of the National competition by defeating World Champ Sue Brodock and setting a new American record in the process clocking 6:46.6. Along with the two Brodock sisters, Rialto capped the only 1-2-3-sweep of the meet. (Jeff Johnson photo)

CONTEMPLATION



EXECUTION



SATISFACTION

Karin Smith's photo sequence above shows Sports International's Paula Girven clearing a height of 1.85/6-1 at the recent Jr. Women's National Championships in White Plains, NY. Paula became the second best female high jumper in American history with this leap and also garnered second in the competition behind American record holder and National Champion Joni Huntley. Earlier in the season, the versatile Garfield HS, Virginia, student set 4 state records, including the high jump at 5-10, in the Virginia State high school championships in Richmond.

ROCKY MOUNTAIN AAU

Boulder, Colorado, June 6/7, 14:

Desiree Gronwold, the Boulder Cinderbelle's mystery performer, reappeared for this year's Rocky Mountain AAU Championships held in Boulder. In doing so she succeeded in winning three events. The versatile Gronwold took top honors in the High Jump, Discus, and Shot Put with respectable marks of 5-6/45-9/4/120-1. Also in the women's division, Pam Greene and Wendy Koenig, both of Colorado State, combined to win everything from the 100 to 880 as each pocketed double wins.

14&Over Pentathlon: Lisa Thomas (CF) 3672 (?-9.33m-5'4"-5.25m-25.4) 12-13 Pentathlon, Joanne Driscoll (JJ) 2899 (13.1-8.42m-4'4"-4.53m-27.0)

Women's Division: HJ/SP/DT, 1-Desiree Gronwold (BC) 5-6/45-9/4/120-1; 100mH, 1-Sonja Hardy (BC) 15.1; 400mH, 1-Lori Rutherford (TOG) 64.5, 2-Danette Wilson (BC) 64.8, 3-J. Bonnell (CSU) 66.5; 100, 1-Pam Greene (CSU) 11.1, 2-Karla Kastor (TOG) 11.3; 220, 1-Greene, 24.1; 440, 1-Wendy Knudson (CSU) 54.6, 2-Sonja Hardy, 56.2, 3-Sharon Acker (MH) 56.6; 880, 1-Knudson, 2:17.0; 440yR, 1-Boulder Cinderbelle's 'A', 49.0, 2-Mile High, 49.7; 880yMedR, 1-Boulder Cinderbelle's, 1:50.0; MileR, 1-CSU, 3:57.7, 2-Boulder Cinderbelle's, 4:04.4.

14-15 Division: SP, 1-Cindy Young (SLV) 37-1½; HJ, 1-Lisa Thomas (CF) 5-6, 2-Kim Scheidt (FM) 5-2; LJ, 1-Thomas, 17-7; 100mH, 1-Jean Christensen (CF) 15.4; 300mH, 1-Thomas, 47.5, 2-Diane Rogowski (BC) 49.3; 440yR, 1-Boulder Cinderbelle's, 48.8; 100, 1-Freda Hancock (CF) 10.9, 2-Sonja Hardy (BC) 11.0, 3-Rhonda Hackbart (BC) 11.4; 220, 1-Hancock, 23.8, 2-Hardy, 24.5, 3-Brenda Billiard (FM) 25.2; 440, 1-Hackbart, 57.9, 2-Barbara Wells (CF) 58.3, 2-Billiard, 58.4; Mile, 1-Robin Kastor (CF) 5:25.8; 880yMedR, 1-Mile High, 1:50.2, 2-Colorado Flyers 1:51.4, 3-Boulder Cinderbelle's, 1:53.0.

12-13 Division: HJ, 1-Norma Howitt (BC) 5-0, 2-C. Cash (CF) 5-0, 3-D. Mallett (FC) 4-10, 4-Terri Meece (FM) 4-10; LJ, 1-Stephanie Lofton (MH) 16-¾; SP, 1-Vicki Powell (BC) 35-8½, 2-Cristy Ault (JJ) 35-0; Mile Walk, 1-Norma Howitt (BC) 8:38.6, 2-Paula Schurwonn (JJ) 9:21.0, 3-Kathy Malville (BC) 9:43.1; DT/JT, 1-Ault, 104-5/97-6, 2-Powell, 94-5/96-9; 100, 1-Felicia Depuch (CF) 11.1, 2-Ronda Adams (CF) 11.6, 3-Yolanda Jones (CF) 220, 1-Depuch (CF) 25.5, 2-Suzanne Gentry (BC) 26.1; 440, 1-Kathy Weiss (TCG) 58.4, 2-Hindy Bare (BC) 59.7, 3-Renee Norman (CF) 61.0; 880, 1-Nancy Rogowski (BC) 2:27.4; Mile, 1-Cara Pratt (TCG) 5:22.1, 2-Rogowski (BC) 5:23.6; 440yR, 1-Colorado Flyers, 49.7, 2-Jeffco Jets, 51.9, Boulder Cinderbelle's, 52.0; 880yMedR, 1-Boulder Cinderbelle's, 1:53.5, 2-The Colorado Gold, 1:54.9.

10-11 Division: HJ, 1-Kristi Meece (FM) 4-7; SP, 1-Brenda Dodds (BC) 27-1¼; 880 Walk, 1-Portia Bowman (BC) 4:28.4; 100, 1-Patti Thomas (CF) 12.2, 2-Lonnie Clark (MH) 12.2; 220, 1-Dawnella Jones (CF) 27.8, 2-Clark, 27.9; 440, 1-Donna Boffey (CF) 65.2, 2-Dana Clarrett (MH) 66.9; 440yR, 1-Colorado Flyers, 54.6, 2-Fort Morgan, 55.2.

9&U Division: 880yR, 1-Mile High, 2:12.0; 440yR, 1-Colorado Flyers, 59.7; 100, 1-Cheryl Lucas (CF) 12.8; 220, 1-Vanessa Boyd (CF) 29.9, 2-Karen Collins (MH) 30.4; 440, 1-Lucas, 67.9.



TENACIOUS TONETTA - Tonetta Rumph of the Atoms TC(left) begins drive for home in the Jr. Women's 400MH with an eventual clocking of 59.8. Her time was a new meet and Jr. US record. (Jeff Johnson photo)

EUROPEAN JUNIOR HIGH JUMP

High Jump

- 1.84/6-½ Sundquist(Fin)
- 1.83/6-0 Prilepina(USSR)
- 1.82/5-11¼ Holzapfel(GFR)
- 1.82/5-11¼ H.Schmidt(GFR)
- 1.81/5-11¼ Berg(DDR)
- 1.81/5-11¼ Butusova(USSR)
- 1.81/5-11¼ Kunstner(GFR)
- 1.80/5-11 Pissarenko(USSR)
- 1.80/5-11 Schlecht(GFR)
- 1.80/5-11 Wilken(GFR)
- 1.80/5-11 Pstus(Pol)

HIGH SCHOOL TRACK by RICH EDE

STATE	100	220	440	880	Mile	2Mile	80yH	100mH	110yH	440R	880R	880Med	MileR	HJ	LJ	SP	DT	JT
RI	11.6	27.1	62.3	2:19.3	5:26.0	xxxxx	xxxxx	xxxxx	xxxxx	51.3	xxxxx	xxxxx	4:18.2	5-0½	17-8¾	34-2*	96-10	xxxxx
Tenn	10.9	24.5	58.0	2:11.5	4:52.3	xxxxx	10.4?	xxxxx	xxxxx	49.0	1:46.5	xxxxx	4:02.2	5-5	17-2½	37-1½	110-0	xxxxx

We have a couple of corrections to last month's state meet comparison. California's discus throw was inadvertently omitted and should have read 126-1. Also, the European 1500 meter time should have read 4:51.1 rather than 4:59.1.

Kathy Costello's high school mile best was reported a bit prematurely as you can see from the above addition to the state meet comparisons. At TENNESSEE's state championship held at Overton High school on May 24, sophomore Margaret Groos from Harpeth Hall Academy doubled 2:11.5 and 4:52.3 to highlight that meet. The defending Federation 880 recordholder thus added the best high school mile on record to her collection. Quality was not lacking in other events either as Teresa Baugh(Nashville North) bettered her listed Federation 100 record with a 10.9 and added the 220 state crown at 24.5. Other winners: 80yH(federation spacing?)-10.4, Pam Chambers(Madison); 440-58.0, Holly Warlick(Knoxville Bearden); HJ-5'5", Christy Cahill(Ridgeway); LJ-Renonia Fowler(T.S.D.-Tenn. School for the Deaf?); 17'2½"; SP- 37' 1½", Vonnie Chapman(Maplewood); DT-110'0", Bertha Cummings(Nashville T.P.S.?); 440R-49.0, Clarksville Northwest; 880R-Oakridge, 1:46.5; Mile R-4:02.2, Sody-Daisy.

MINNESOTA-June 7, Richfield H.S. Moorhead H.S. claimed the team title for the third straight year as Minnesota climbed on the bandwagon of states bettering listed records with three such events claimed(although only two actually bettered the records. Marybeth Spencer(Anoka) led a good mile field, winning in 5:01.7 over state record holder Eva Krueger(Cooper-5:04.6), Melissa Fry(North St. Paul-5:08.0), Val Horan(Rochester John Marshall-5:13.0). In the 880Medley, Moorhead's quartet of Pam Wiisanen, Dana Watson, Kristen Heinze, and Barb MacLeod sped to a 1:49.2. MacLeod also won the 440 in 57.4. Kathy Borgwarth(Brainerd) clipped a quick 14.4 in the 110yHurdles to win by 0.2s over Mary Grinaker(Moorhead) who set a new state mark in the long jump with a leap of 17'10½". Grinaker also placed second in the 60yH behind Jill Junker(Stillwater) 8.0/8.1. Other results: 100-1)Lynn Vos(Holdingford) 11.1, 2) Jill Zyvoloski(Little Falls) 11.1; 220-1)Zyvoloski 25.5, Debbie L'Esperance(Two Harbors) 25.5, Joni Meilahn(Owatonna) 25.9; 440-2)Shelly Bourquin(Ramsey) 58.3, 3) Meilahn 58.5; 880-1) Ruth Harris(Henry Sibley) 2:12.8, 2) Paula Class(Highland Park) 2:14.2, 3) Kathy Lee(Rochester Lourdes)2:15.6, 4) Cindy Seikkula(Cooper) 2:15.8; 60yH-3)Borgwarth 8.1; 110yH-3)Junker 14.6, Kim Olson(Fridley)14.7, Nancy Broughton(Red Wing) 14.8; 440R-Northfield, 49.5; 880R-Anoka, 1:43.0, Lindbergh, 1:43.8; SP-Jenny Macken(Stewartville) 43'1½", Carol Finsrud(West) 42'6½", Audrey Randall(Cromwell)40'7½"; HJ-Stacy Carskaden(Chaska) 5'5", Kim Phifer(Glencoe) 5'4", Sharry Phillips(Duluth Central) 5'3", Janine Reski(Moorhead) 5'3", Kari Henningsgaard(Jefferson)5'2", Lori Witnebel(White Bear Lake) 5'2"; LJ-2)Michele Mitchell(White Bear Mariner) 17'3", Jane Hawkins(White Bear Lake) 17'2½"; DT-1)Finsrud 136'8", 2)Lori LaCombs(Ortonville) 128'11".

RHODE ISLAND-June 1--Cumberland H.S. Rubberized asphalt track. Warren H.S. copped its third straight state meet title largely as a result of 1-2 sweeps in the weights. Liz Penkala edged Laurie Pelchat in the discus, 96-10 to 95-5, and Pelchat turned the tables in the shot, 34-2 to 33-7½. The meet's only double winner was Liz Hanstine(North Kingstown) who won the sprints in 11.6 and 27.1. Other results: 440- Dunlap(South Kingstown)62.3; 880-1)Donna Faria(East Providence) 2:19.3, 2)Patti Douglas(Mount Pleasant) 2:22.0; Mile-Susan Krolewski(Coventry) 5:26.0; 50yH(spacing unknown)- Ellen Lipinski(East Greenwich) 7.2; HJ-1)Azzinaro(Westerly) 5'½", 2)Faria; LJ-Marilyn Hartley(Barrington) 17'8-¾"; 440R-Mt. Pleasant, 51.3; MileR-Bay View, 4:18.2.

INTERNATIONAL PREP-Chicago, June 21. This year's female version of the International Prep meet once again restricted itself to the 220 and 880, an unfortunate near-duplication of the same-day Golden West meet(100/880). The duplication, plus scheduling conflicts with both the Junior Nationals and Pentathlon Nationals reduced the expected fields as home town double from Trudy Rebsamen dissolved to White Plains(with two days' warning) and a 220 by Kim Schofield disappeared to Los Alamos(with no warning). The impending Nationals didn't seem to bother Debbie Esser, however, as the Woodbine, Iowa, flash steamed 24.1 to edge Canada's number-one junior, Faye Blackwood(Silverthorne Collegiate Institute, Etobicoke, Ontario) who clocked 24.2. Kristi Peters(Hoover, Fresno, California) was a distant third at 25.2. The 880 showed a little more depth as Kathy Leeder(Blueville Collegiate High School, Waterloo, Ontario) took a commanding lead(29.0/62.0/1:35) but ran out of gas 60 yards from the finish as Sue Deppe (Ames, Iowa) strode past to win in 2:15.5 and Kathy Scatena(East, Bakersfield, Calif.) caught Leeder for second with a 2:17.6 to 2:17.8. Rosemary Holden(Scranton, Iowa) finished 4th in 2:19.2 with Lisa Hamity(Oak Park, Ill.) bringing up the rear with a 2:21.8.

EUROPE--American Embassy Meet, Bonn, May 25. Since USDESEA was forced to abandon its official championship meet, the American Embassy in Bonn hosted an All-European Finals for American high school students from England, Spain, Italy, Turkey, Belgium, and Germany. Those with the best six times and distances from the season's various regional competitions were invited to participate. It is interesting to note that all running events were in meters except for the 80 yard hurdles. Brenda Givens(Frankfurt)won the 50(6.6) and long jump(17'2½") and was second in the 100 and 200, both won by Sondra Thomas(Nuernberg) with 11.8/25.2.(Givens' 200 was 25.3). The only other individual double winner was Frankfurt's Jackie Phillips who took both weights at 37'5½" and 110'9". Wiesbaden annexed both the 400 and 800meter relays with marks of 50.5 and 1:46.2. Other results: 400-Brigitte Paraham(Livorno) 59.7; 800-Kathy Sarvary(Nuernberg) 2:23.5; 1500-1)Pat Marin(Wiesbaden) 4:51.1, 2)Kathy Vogel(Heidelberg) 4:51.2; HJ-Wendy Northrup(Brussels) 5'1"; TJ-Lynn Chapman(Upper Heyford) 36'2½".

European Regionals- Benelux-LJ-Dede Key(SHAPE)16'8½"; Germany- 50m/100m/LJ- Givens-6.4/11.8/18'1"; 100/200 Thomas-11.8/25.4; 1500-Kathy Nickell(Munich) 4:59.9; 400-Toni Pierce 59.8; SP/DT-Phillips 40'7½"/117'8"; SP-Marion Fairbanks(Nuernberg) 39'10"; HJ-Rhonda Oakley,5'3"; 400R-Wiesbaden,51.1; 800R-Baumholder 1:48.4.

Spain-DT-Terri Keck(Torrejón) 107'6".

Italy-400-Paraham 59.7.

INVITATIONAL AND REGIONAL RESULTS(It's catch-up time TENNESSEE- Region 1 meet, May 17, Chattanooga 220-Missy Rutherford(Halls) 25.7; 440-Holly Warlick(Bearden) 59.8; 880-Karen Loud(Bristol-freshman) 2:24.5; Mile-Cheryl Rutherford(Sullivan Central) 5:31.8.

NEW JERSEY-State Group Meet-Holmdel-May 31. 110yH-Julie Smithers, 14.6; Mile-Hilary Noden-4:56.0 Ridgewood H.S. has a trio of good high jumpers in Becky Deetz(5'9") Beth Granata(5'1") and Renee DuFlon(5'0")

Rutherford Relays-all relay events- SP/DT-Karen Smith(Park Ridge) 36'2½"/115'2"; 4MileR-Ridgewood 24:18.2; 330ShutHur-Wayne Hills 53.1; DistMedR-

Manchester Rotary Relays-April 26- 100/220/LJ-Angie Bradley(Northwest) 11.3/26.0/16'9"; 100mH(30") Elsie Davenport(Sody-Daisy) 15.0, Anita Jones(Ft. Campbell, Ky.) 15.3; DT-Barbara Camp(Ft. Campbell) 117'0"; Team Decathlon-Clarksville Northwest 5515.

MARYLAND-Montgomery County Championships-May 17
Magruder H.S., Rockville, rainy, all wind legal.
100/220-Susan Reed(Springbrook) 11.7/26.3; 440-
Gretchan Saar(Magruder) 60.2; 880-Gail Morse
(Bethesda-Chevy Chase) 2:22.8; Mile-Kathy Good
(Springbrook) 5:19.7; 50yH(12m/8m) Jan Hubert
(Whitman) 7.3; 80yH(13m/8.5m)Kathy Koining
(Gaithersburg) 11.2;440R-Kennedy 51.3; 880R/
MileR-Gaithersburg 1:49.0/4:08.8; HJ-Aneyeus
Robinson(Springbrook) 5'4"; LJ-Sue Lahmann(Churchill)
16'6½"; SP(4k)Penny Hebron(Gaithersburg) 38'0½";
DT- Pauline Ball(Whitman) 100'1".

Prince Georges County Championships- May 15-
Parkdale H.S.-rainy. 100-Carol Groom(Largo) 11.5;
220-Paulette Clagon(Largo) 25.5; 440-Paula Clagon
(Largo) 56.8; 880-Terri Walker(Bladensburg)2:20.4;
Mile- Sharon Stuart(Parkdale) 5:26.3; 50yH/80yH-
Pam Humphreys(DuVal) 6.9/11.2; 440R/880R/MileR-
Largo 48.9/1:42.3/3:59.4; HJ-Diane Sasser(Park-
dale) 5'2"; LJ-Denise Washington(DuVal) 18'7";
SP-Diana Meyers(DuVal) 36'10"; DT-Leslie Draper
(Crossland) 112'2".

VIRGINIA-Gunston District Championship- May 2&3-
Hayfield H.S.- 100-Kim Borden(Hayfield) 11.3;
220-Inez Skinner(Groveton) 25.5, 2)Borden 25.6;
80yH(13m/8.5m)-Mickie Harden(Mt.Vernon) 10.8,
2) Jeannie Lull(Lake Braddock) 11.2; 440R/880R-
Groveton 50.5/1:48.8; LJ-Monique Mercer(W.Spring-
field) 17'4½";

Northern District-May 2&3-T.C.Williams H.S.-Alex-
andria-cinder track-100/440 Linda Miller(Jefferson)
11.4/59.1; 220-Kim Vollmer(W.T.Woodson) 26.4(2.6sec
improvement over three weeks for the freshman);
80yH-Mary Kay Donohue(W.T.Woodson)11.3; SP/DT-
Jackie Gordon(W.T.Woodson) 41'0½"/137'0"; DT-
2)Susan Liming(T.C.Williams) 109'0", 3)Petie
Beery(Jefferson) 103'5".

Great Falls District Meet-May 3-Oakton H.S.
100/LJ-Lizette Deskins(Yorktown) 11.5/16'6½";
HJ-Kelly Walsh(Herndon) 5'1"; SP-Debbie Stewart
(Oakton) 41'9"; DT- Cheryl Meyers(Yorktown) 119'2".

CONNECTICUTT-Big B Invitational- May 3, New Britain.
At last, an all-metric high school meet in the USA.
Pat Knighton(Northwest Catholic-West Hartford), de-
spite having no home track, won the high jump and
100m with marks of 5'4" and 12.4(she has also
long jumped 18'10" this year). Other results:
200-Jan Marshall(Hartford Public)25.8; 400-Robin
Lowe(Fitch) 59.5; 800-Carol VanDerlip(Glastonbury)
2:28.8; 1500-Cynthia Wadsworth(Farmington)4:50.5;
3000-Robin Martin(Farmington)8:40.8; 400R-Coventry
52.5; 1600R-Fitch(Yvette Hyman,Rybecki,Shaw, Lowe-
58.5)4:16.0; 100mH-Hyman 14.6; SP(wt?)Cara Richard-
son(Fitch) 37'0½"; DT-Anne Lindsay(Avon)129'5"; LJ-
Amy Davis(Bacon Academy) 17'5½"; JT-R.Rogalski(Led-
yard)106'0".

NEW YORK-Section One Open Invitational-Fox Lane.
100mH(30")- Dana Dyett(Roy C. Ketcham) 16.1;
100y-Jackie Warner(Mt.Vernon) 11.0; 440-Sylvia
Blocker(Mt.Vernon)58.8; Mile/2Mile- Robin Gilmore-
Barnes(Dobbs Ferry) 5:42.1/12:22.2; 440R/880MedR-
Mt.Vernon(Yvonne Long,Michelle Peeples,Warner,
Blocker) 50.3/1:52.4; MileR-Arlington(Donelan,
Nassar,McMillan,Allen) 4:18.5; SP-Chris Helboch
(Haldane) 40'6-3/4". Team scores: Arlington 54,
Mt. Vernon 45.

Arlington Invitational- Arlington walked away with
its own meet, winning 5 of the ten events, including
all three relays as meet records were set in every
event. #100-Lynn Eaton(Arlington) 11.4; 80yH-Dana
Dyett(Ketcham) 11.3; Mile-Diana Halpin(Monroe Wood-
bury) 5:21.5, 2)Robin Barnes 5:24.1, 3)Louise Forman
(Tappan Zee) 5:27.2; DT-Pam Green(Millbrook)120'9",
2)Nancy Kramer(Croton Harmon) 110'8"; HJ-Barbara
Ballard(Arlington) 5'3", 2) Kramer 5'2"; SP-Helboch
40'2"; 440R/MileMedR/MileR-Arlington-51.5/4:35.1/
4:14.4.

Section 9 Meet-May 31, Suffern H.S. DT-Dorian Kruse
(Onteora) 102'4"; 880-1)Alice Crawford(Wall)2:24.5,
2) Evi Hanke(Tri-Valley) 2:27.9, ...5)Louise Forman
(Tappan Zee) 2:31.0; Mile-1)Forman 5:18.7,2)Diana
Halpin(Monroe-Woodbury)5:20.7; 2Mile-Halpin 11:22.6;

CALIFORNIA-Los Angeles City Sectional- Fremont High
School dominated this meet as eventual state meet
stars Washington could only manage third. 100-
1)Sandra Howard(Manual Arts) 10.8, 2) Pam Waters
(Bell) 10.8, 3)Kim Robinson(Westchester) 11.0;
220-1)Waters 24.6, 2)Robinson 24.7, 3)Robbie Mitch-
ell(Fremont) 25.0, 4)McKinley(Palisades) 25.5;
440-Adrienne Lair(Fremont) 57.9, 2)Jodi Anderson
(Washington) 59.6; 880/Mile-Kathy Jewell(Carson)
2:21.5/5:16.1, 2) Laurie Jewell(Carson) 2:23.0/5:19.5
80yH(13m/8.5m)-Jodi Anderson 11.3; 440R/MileR-
Fremont 48.7/4:03.0; 2)Westchester 49.7; 2)Carson
4:09.5; 880 MedR- Washington 1:45.5, 2)Fremont 1:46.5
HJ-Kim Maddox(Los Angeles) 5'4"; LJ-Anderson 19'9-3/4

Southern Section Masters Meet-May 30-Cerritos College
80yH Mary Winnewisser(Bishop Diego-Santa Barbara)
10.8; 100-Leida Hunter(Centennial) 11.2; 220-
Hunter 25.4, 2) Pam Curran(LaReina) 25.7, 3)Yvette
Evans(Morningside) 25.9; 440-Kathy Smock(Barstow)
57.9, 2)Barbara Moore(Royal, Simi Valley)57.9;
880-Donna Machado(Arcadia) 2:20.7, 2)Karen Moore
(Royal) 2:22.7, 3) Laura Johnson(Esperanza)2:23.6,
4)Frances Kerl(Duarte) 2:24.6, 5) Molly Miller(Santa
Barbara) 2:25.6; Mile-Kathy Chisam(Arcadia)5:08.4,
2) Katie Cakebread(Redondo) 5:08.7, 3)Karen Parrish
(Thousand Oaks) 5:10.0; LJ- Lisa Gouridine(ElToro)
17'7½", 2)Jenny Stary(Claremont) 17'5½", 3)Evans
17'5½", 4)Marsha Williams(Channel Islands) 17'3½",
5) Kim Sloan(Dos Pueblos)17'3½"; HJ- Julie Lendl
(Royal) 5'5", 2)Susan Long(Gahr) 5'5", Sherri Morris
(Chino)5'3", 4)Gail Pharris(Moorpark) 5'3"; SP-Becky
Daniel(Newport Harbor) 41'9½", 2)Heidi Kauti(La
Canada)40'5½", 3)Falecia Norris(Duarte) 40'2-3/4";
440R-Muir(Pasadena) 49.2, 2)Morningside(Inglewood)
49.3, 3)Newport Harbor 49.3, 4)San Marcos(Santa
Barbara) 49.7, 5)Royal 49.9; 880MedR-Royal 1:48.6,
2)Muir 1:49.7.

Southern Section Eastern Prelims-May 24-Claremont
Men's College-100-Alice Brown(Muir) 11.1w; 220-
Debra Jackson(Riverside North) 25.4w, 2)Kathy Smock
25.4h, 3)Rene Carter(Ontario)25.6, Brown 25.9;
440-Smock 56.9h; 880-Machado 2:18.5;80yH-Lisa Gourdin
11.0, Jennifer Mann(Kennedy) 11.2, Corny Sonnenberg
(Upland) 11.1, Paula Streeter(Riverside North) 11.2;
440R/880Med- Muir 49.5/1:49.9; LJ-Gouridine 17'11½",
Stary 17'5-3/4".

Southern Section Western Prelims-May 24-San Marcos
H.S. asphalt track- 100-Hunter 10.9w; 220-Hunter
25.5h, Evans 25.5h, Curran 25.8f; 440-Moore 57.6
Barbara Smith(San Marcos) 57.9; Mile-Parrish 5:13.7,
Chris Troffer(Crescenta Valley) 5:15.4, Joyce Dendo
(Righetti) 5:17.0, Debbie Porter(Simi Valley)5:18.0.

Summerville Invitational 440/880/Mile-H. Moore
(Rio Americano) 63.4/2:19.5/5:49.5; 2Mile- D.Hick-
man(Stagg,Stockton) 12:44.4;DT-R.Wessel1(Summer-
ville) 113'6"; 80yH-Tuti Lee(Merced)11.3.

Claremont Invitational-May 3&10, Pomona College
Pentathlon-Jenny Stary(Claremont) 3023(16.8/30'4½"/
4'8-3/4"/16'3¾"/ 28.0; 100/220-Kim Robinson(West-
chester) 11.3(11.2h)/25.9; 220-2)Sue Lackey(Costa
Mesa) 26.1, 3)Staci Johnson(Claremont) 26.4; 880-
Debbie Porter(Simi Valley) 2:21.0; Mile-Danette
Williams(Monrovia)5:24.8, 2)Martha Diaz(San Dimas)
5:27.4; 2Mile-Kathy Chisam(Arcadia) 11:58.2;
100mH(33") Corny Sonnenburg(Upland)15.1, Mary
Winnewisser(Bishop Diego) 15.6; 400mH-Linda High-
tower(Upland) 66.8; 440R-Westchester 50.0; 880Med
Santa Monica 1:53.7; MileRelay-Simi Valley 4:05.7,
2)Arcadia 4:07.3; DistMedRel-Costa Mesa 13:48.0
2)Rosemead 13:56.6; LJ-Tonya Wyatt(Monrovia)17'4-
3/4", 2)Jeannette Steward(Pomona) 17'4"; SP(4k)
Marina Gomez(Bishop Diego) 38'4½"; DT- Gomez 111'10".

DISTRICT OF COLUMBIA-Eastern Relays-April 3,Eastern
H.S.-440r/880r/MileR-Coolidge 49.5/1:45.2/4:14.6;
880Med-Eastern 1:50.1.

D.C.Public School Girls' Relay Classic-April 16,
Coolidge H.S.- 440r/880Med-Eastern 53.5/1:53.0;
880r/MileR/2MileR/400yHrelay-Coolidge 1:52.3/4:16.5/
10:28.4/55.5; DistMedRel-Bethesda Chevy Chase 14:32.4.
Carroll Invitational-April 19, Carroll H.S.-100-
1)Lola Rumsey(Vere-Jamaica) 10.9(10.8h & sf),2)Eva-
dena Williams(Vere-Jamaica) 11.2(11.0sf); 440- 1)
Robin Campbell(Eastern) 55.0, 2)Gotesalk(Vere)57.6,
3)Knight(Vere) 58.3; 880-Leilani Kelley(Coolidge)
2:18.3, 2) Knight 2:20.0; 880MedRelay- 1)Eastern
1:46.4, 2)Coolidge 1:47.3.

WORLD TOP TEN LIST 1975

(marks received as of August 20)

100 Meters (Electric)

11.13 Renate Stecher (E.Germ.)
11.16 Andrea Lynch(GB)
11.23 Irena Szewinska(Pol)
11.35 Linda Haglund(Swe)
11.37 Inge Helten(W.Germ.)
11.41 Alice Annum(Gha)
11.44 Annegret Richter(W.Germ.)
11.46 Donna Murray(GB)
11.51 Sylvie Telliez(Fra)
11.52 Sybille Priebisch(E.Germ.)

wind aided:

11.35 Ludmilla Maslakova(USSR)

Hand timing

11.0 Renate Stecher(E.Germ.)
11.1 Annegret Richter(W.Germ.)
11.1 Andrea Lynch(GB)
11.1 Jelica Pavlicic(Yug)
11.1 Inge Helten(W.Germ.)
11.1 Irena Szewinska (Pol)
11.1 Sybille Priebisch (E.Germ.)
11.2 Silvia Chivas (Cuba)
11.2 Monika Meyer (E.Germ.)
11.2 Regine Kupfer (E.Germ.)
11.2 Karla Bodendorf (E.Germ.)
11.2 Karoline Kafer (Austria)
11.2 Patty Loverock (Canada)

200 Meters (Electric)

22.75 Renate Stecher (E.Germ.)
22.94 Irena Szewinska (Pol)
23.00 Annegret Richter (W.Germ.)
23.08 Doris Maletzki (E.Germ.)
23.18 Maren Gang (W.Germ.)
23.19 Karla Bodendorf (E.Germ.)
23.24 Ellen Streidt (E.Germ.)

wind aided:

22.90 Andrea Lynch (GB)
23.06 Alice Annum (Ghana)
23.12 Pam Jiles (USA)
23.21 Annegret Kroniger (W.Germ.)

Hand timing

22.8 Doris Maletzki (E.Germ.)
22.9 Ellen Streidt (E.Germ.)
23.0 Denise Robertson (Aus)
23.0 Debbie Armstrong (USA)
23.0 N. Besfamilnaya (USSR)

400 Meters

50.5 Irena Szewinska (Pol)
50.53 Ellen Streidt (E.Germ.)
50.84 Christina Brehmer (E.Germ.)
51.28 Donna Murray (GB)
51.3 Riita Salin (Finland)
51.4 Karoline Kafer (Austria)
51.69 Rita Wilden (W.Germ.)
51.6 Debra Sapenter (USA)
51.6 Nadezhda Ilyina (USSR)
51.7 Marita Koch (E.Germ.)
51.01 Brigitte Rohde (E.Germ.)

800 Meters

1:59.4 Nina Morgunova (USSR)
1:59.73 Mariana Suman (Rumania)
1:59.87 Marie-F. Dubois (France)
2:00.10 Lilyana Tomova (Bul)
2:00.1 Yvonne Saunders (Canada)
2:00.3 Madeline Jackson (USA)

2:00.3 U.Klapezynski (E.Germ.)
2:00.4 J.Cerchlanova (Czech)
2:00.5 Magdolna Lazar (Hun)
2:00.6 Elzbieta Katolik (Pol)

1500 Meters

4:07.5 Grete Anderson (Norway)
4:07.9 Tatyana Kasankina (USSR)
4:08.0 Stotzer (E.Germ.)
4:08.5 Francie Larrieu (USA)
4:08.6 Marie-F. Dubois (France)
4:08.9 Nina Holmen (Finland)
4:09.0 Ellen Wellman (W.Germ.)
4:09.1 Gabriella Dorio (Italy)
4:09.5 Natalia Andrei (Rum)
4:09.8 R. Pechlivanova (Bul)

3000 Meters

8:46.6 Grete Anderson (Norway)
8:58.8 B.Ludwichowska (Pol)
9:00.6 Raissa Katyukova (USSR)
9:01.8 Katya Herrmann (E.Germ.)
9:03.2 Svetlana Ulmasova (USSR)
8:56.0 Inger Knutsson (Sweden)
9:05.0 Natalia Andrei (Rumania)
9:07.4 R.Pechlivanova (Bul)
9:08.6 Lynn Bjorklund (USA)
9:08.8 Francie Larrieu (USA)

100 Meter Hurdles (Electric)

12.80 Annelie Ehrhardt (E.Germ.)
12.81 Grazyna Rabsztyn (Pol)
13.14 Marlies Kochinski (W.Germ.)
13.18 Penka Sokolova (Bul)
13.23 B.Nowakowska (Pol)
13.30 Annerose Fiedler (E.Germ.)
13.32 Chantal Rega (France)
13.33 Gaye Dell (Australia)
13.34 Teresa Nowak (Pol)
13.34 Silvia Kempin (W.German)

Hand timing

12.6 Grazyna Rabsztyn (Pol)
12.8 Natalia Lebedyeva (USSR)
12.9 Bozena Nowakowska (Pol)
12.9 Teresa Nowak (Pol)
12.9 Annelie Ehrhardt (E.Germany)
13.0 Annerose Fiedler (E.Germ.)
13.0 N. Taktshenko (USSR)

High Jump

1.93/6-4 R.Ackermann (E.Germ.)
1.91/6-3/4 Ulrike Meyfarth (W.Germ.)
1.90/6-2/4 Joni Huntley (USA)
1.88/6-2 Debbie Brill (Canada)
1.87/6-1/4 Tamara Galka (USSR)
1.87/6-1/4 Erika Rudolf (Hungary)
1.87/6-1/4 Rita Kirst (E.Germ.)
1.87/6-1/4 Sara Simeoni (Italy)
1.87/6-1/4 Louise Walker (Canada)
1.86/6-1/4 Karin Geese (W.Germ.)
1.86/6-1/4 Maria Mracnova (Czech)

Long Jump

6.76/22-2/4 Lidiya Alfeyeva (USSR)
6.66/21-10/4 Idiko Szabo (Hun)
6.65/21-9/4 Isabella Lusti (Switz)
6.58/21-7 Kathy McMillan (USA)
6.54/21-5/2 Maria Dlugosielska (Pol)
6.53/21-5 Jarmila Nygrynova (Czech)
6.52/21-4/4 Angela Vogt (E.Germ)
6.52/21-4/4 Ilona Bruszenyak (Hun)
6.57/21-6/4 Marcia Garbey (Cuba)

Shot Put

21.60/70-10/8 Marianne Adam (E.Germ.)
21.43/70-3/4 Helena Fibingerova (Czech)
21.09/69-2/4 Ivanka Christova (Bulgaria)
21.02/68-1/2 S.Kratschewskaya (USSR)
19.88/65-2/4 Faina Melnik (USSR)
19.71/64-8 Margita Droese (E.Germ.)
19.66/64-6 Ilona Schoknecht (E.Germ.)
19.13/62-9/4 Brunhilde Loewe (E.Germ.)
19.13/62-9/4 Brigitte Haarnagel (E.Germ.)
19.12/62-8/4 Tamara Bufetova (USSR)

Discus Throw

70.20/230-4 Faina Melnik (USSR)
66.98/219-9 Maria Vergova (Bulgaria)
66.98/219-9 Gabriele Hinzmann (E.Germ.)
66.20/217-2 Carmen Romero (Cuba)
65.62/215-3 Argentina Menis (Rumania)
64.96/213-1 Sabine Engel (E.Germ.)
63.44/208-2 Evelyn Schlaak (E.Germ.)
63.26/207-6 Helena Vyhnaalova (Czech)
62.66/205-7 Nadezhda Yerocha (USSR)
62.36/204-7 L.Chmelevskaya (USSR)

Javelin Throw

64.80/212-7 Ruth Fuchs (E.Germ.)
63.88/209-7 Kathy Schmidt (USA)
63.22/207-5 Tatyana Shigalova (USSR)
63.02/206-9 Svetlana Babitsch (USSR)
62.24/202-4 Jacqueline Todten (E.Germ.)
61.18/200-9 Lutvian Mollova (Bulgaria)
61.14/200-7 Ewa Gryziecka (Pol)
60.84/199-7 Ute Hommola (E.Germ.)
60.60/198-10 Eva Janko (Austria)
60.34/197-11 Ameli Koloska (W.Germ.)
60.26/197-8 Marion Becker (W.Germ.)

4x100 Meters Relay

42.74 East Germany
43.28 West Germany
43.4 USSR
43.68 Great Britain
43.6 Poland
44.2 United States
44.6 Hungary
44.6 France
44.73 Australia
44.7 Canada

4x400 Meters Relay

3:24.0 East Germany
3:27.8 Great Britain
3:28.7* West Germany
3:29.0 USSR
3:29.2 Poland
3:29.3 Finland
3:29.3* United States
3:32.5 Rumania
3:34.0 Hungary

*4x40y minus 1.6 seconds.

Women's


TRACK & FIELD WORLD

P. O. BOX 371
Claremont, California 91711
USA

Richard Ede PC
627 N Indian Hill Blvd
Claremont, Cal 91711

TREAT YOUR FEET!

Lightness, comfort and performance!
That's what you expect and that's what
you get in every pair of adidas track
and field shoes in all events.
Ask the top athletes around the world
about their choice of footwear:
most of them rely on adidas. Treat your
feet with adidas for training and
competition.



®

adidas

More information
available at your
nearby adidas dealer
or write to:

Libco
1 Silver Court
Springfield
N.J. 07081 U.S.A.
(201) 379-1630

Clossco, Inc.
2200 Martin Avenue
P.O. Box 299
Santa Clara, Ca. 95050
(408) 246-8350

Vanco
5133 W. Grand River Ave.
P.O. Box 870
Lansing, Michigan 48901
(517) 485-1726

Hughesco, Inc.
2830 Merrell Road
Dallas, Texas 75229
(214) 358-4291

adidas (Canada) Ltd.
550 Oakdale Road
Downsview,
Ontario M3N 1W6
(416) 742-3872-6