


# WOMEN'S TRACK & FIELD WORLD

VOL. 17, No. 8

AUGUST 1984

\$1.50



BULK RATE  
U.S. POSTAGE  
PAID  
SAN BERNARDINO, CA 92403  
PERMIT NO. 315

## SAY "CHEESE"

The only publication in the world devoted exclusively to Women's Track & Field



# Women's Track & Field World



VINCE REEL  
Editor & Publisher


RICH EDE  
High School Editor  
(714) 624-1484

JANE STARY  
Advertising Director  
(714) 624-5955


PHOTOGRAPHERS: Jeff Johnson, Bill Leung, Cindy Collins, Tony Duffy (England), Mike Bailey (Canada), Gladys Chai (Far East)

CORRESPONDENTS: SOUTH AFRICA, Gerardo Bonhoff; AUSTRALIA, Bernie Cecins; BELGIUM, Nic Lemmons; CANADA, Lyle Sanderson, Ted Radcliffe; DENMARK, Palle Lassen; CZECHOSLOVAKIA, Alfred Janecky, Milan Skocovsky; FINLAND, Torsten Lindquist; FRANCE, Andre Alberty; EAST GERMANY, Ernst Elert, Wolfgang Gitter; AFRICA, Yves Pinaud; WEST GERMANY, Heinz Cavalier, Max Heilrath, Fritz Steinmetz; ASIA, Rolf Von Der Laage; GREECE, Matthew Artavans; ENGLAND, Andrew Huxtable, Mel Watman; HOLLAND, J. Koumans; HUNGARY, Gabriel Szabo; ICELAND, Oren Eidson; ISRAEL, Abraham Green; ITALY, Luigi Mengoni; JAPAN, Atsushi Hoshino, Wakai Maeda; MALAYSIA, Gurbaksh Singh Kler; PHILIPPINES, Sy Yinchow; PUERTO RICO, Fernando Rodil; NORWAY, Erik Aarset, Einar Otto Oren; ROMANIA, Nicole Marasecu; SOUTH AFRICA, Gert Le Roux; SPAIN, Alfonso Posada Sanchez, Jose Corominas; SWEDEN, Owe Froberg; TURKEY, Turnan Goker; USSR, Anatoli Kashcheyev, Ilya Lokshin, Vladimir Otkalenko; WEST INDIES, Richard Ashenheim; YUGOSLAVIA, Leo Lang; USA, 1536 SID's and LESTER B. HANSON.

WOMEN'S TRACK & FIELD WORLD is mailed third class bulk rate at San Bernardino, California, and is not forwardable. When you move please let us know at least 5 weeks in advance if possible.



## REEL OFF



CAL-EYE - DO - SCOPE

The Olympic Games boycott by Russia and her friends, it is claimed, will not have "too much effect" (says the LAOC) on the results. Ha! Whoever issued that statement didn't do his (or her) homework. The sport most affected by the boycott is track and field - and women's track and field in particular.

Each week, the German magazine "Leichtathletik" runs a list of the World Top Twenty in each event. If we use their list of 19 June, here's what will be missing at the Games in the women's events:

EVERY number one in EVERY event in the world except the 1500. Of the top 20, 8 will be gone from the 100, 11 from the 200 including 1-2-3, 14 from the 400 including 1-2-3 4-5-7-8-9, 17 from the 800 (everyone except numbers 4, 17 and 20), 10 from the 1500, 6 from the 3000 including 1-2, 12 from the 100 hurdles including the first 9, 12 from the 400 hurdles including 1-2-3-4-6-7, 10 from the high jump including the first 5, 15 from the long jump including 1-3-5-6-7-8, all but two in the shot (number 8 and number 20 will be in LA), 16 in the discus including the first 13, 13 in the javelin including 1-3-5-7 and half of the heptathletes. And some joker said the boycott won't have too much effect! The only number one as of June 19 who will be on hand is Rumania's Maria Puica in the 1500.

Men's track will be affected also, but not to the extent of the women's side. Only in the triple jump, pole vault, javelin and hammer will the number one performer be missing. Most of the boycotters come in the field events. For example no 5000 runners are from boycotting nations and only three or four will be gone from the 200, 400, 1500, 10000, 110 and 400 hurdles.

So once again, the women take the brunt.

The Los Angeles Times opened up that old boggy 'steroids' again with an article about Dr. Paul Ward. Seems Dr. Paul dispenses information to help athletes beat tests for anabolic steroids. The good doctor is the coordinator of the US Olympic Committee's instructional program for elite throwers of the shot, disc, javelin and hammer. The good doctor is also now in disrepute.

Says Dr. Ward, "Truth is truth. For us not to tell this to the athletes is the worst kind of intellectual dishonesty. Let them make up their own minds. If they want to use drugs, then you have to give them the right facts."

"No one seems to have the guts to discuss this drug use. Well, it's going on, and you can't ignore it. The USOC and TAC take the posture of the ostrich. They stand there with their heads in the sand and their rears in the air. That's where their brains are.

"There has been a real lack of intelligent, reasonable and objective information given to the athletes. All the drug information the athletes are getting is biased. Those people who use their medical credentials to mislead athletes are guilty of tyranny of the worst kind.

"This is not a philosophical problem. I don't think you can approach it from an ethical-moral position. What the public has to know is there is a credibility gap between what the administrators say and what the athletes say. The USOC and TAC officials say what they believe the public wants to hear. It's far from reality.

Loved the report by Howard Rosenberg, entertainment editor of the LA Times, on TV coverage of sports and the announcing. Among other things Rosenberg said were: "TV is tailored to the Pabulum set, the news is reported in briefs, on the theory that stories longer than 90 seconds tax our attention and have us reaching for our Teddy bears....Programs are kept simple and obvious, lest we not understand them. Laugh tracks tell us what's funny. Sportscasters tell us what we've already seen." Rosenberg goes on to describe the reporting on TV of the Wimbledon tennis tourney saying simply the commentators "talk too much". "Tennis is one of the simplest of sports, rarely requiring elaboration: Essentially, you try to hit the ball where your opponent isn't. Isn't it amazing how spectators at a match seem able to understand what is happening on the court without someone on TV assisting them with 'analysis'? But the American sportscasting way is to explain everything....The American sportscasters seem to want to justify their big salaries by making their presence known - either by being loud or long-winded. ...They specialize in restating the obvious." Love it.

New coach at the University of Texas is Terry Crawford, long time Tennessee coach. Now if Scott Chisam shows up at Knoxville! ....The 'make a mistake' routine hit the IAAF Bulletin with a picture of high jump record-holder Tamara Bykova labled Ulrike Meyfarth ....Northern Arizona's leaper from Israel has softened her name for us Americans to Maya Banzoer. Actually it's Maya Ben-Tzur.

Another publication listed its selections for the US Olympic team - Runner magazine. They did fairly well. Named 18 people who made the team and picked 6 winners correctly. So WTFW is still the leader by selecting 26 team members to 25 for the LA Times, Runner's World 19, Runner 18, Track & Field News 17.

Sybil Perry, Purdue's fine 400m hurdler, has been selected Women's Athlete of the Year at that institution. Perry is only a junior and will be back to haunt hurdlers again next year.

Note for our All-Around Thrower editor - check Ms Eve from the Bahamas who recently tossed the three impliments 48'1 1/4, 152'3 and 164'6 all in the same afternoon....How would you like to have a track team that could boast a 54'5 1/4 shot putter, a 146'5 javelin thrower, someone who could ankle 23.37 for 200 meters, a 2:08.90 800 meter runner, a 12.64 100m hurdler, a 5'10 3/4 high jumper and a 22'6 1/4 inch long jumper. Probably could win the old conference with such a group. Right? Dream on. Those were the marks turned in by Sabine Paetz of East Germany when she broke Ramona Neubert's world record in the heptathlon. Paetz scored 6868 points.

Well, here's our old scapegoat the Republic of South Africa again. Did you happen to see and hear the interview of Olympic pooh-bah Peter Ueberoth by Howard Cosell? Took place during a lull of the telecast covering the US Olympic Box-off. Ueberoth, although not realizing it, gave the REAL reason the USOC does not want RSA in the Games. Money. He stated there were 44 African nations and 42 of them would not come if South Africa was admitted. Glancing at the ring, he said something about the preponderance of black athletes on the team. Wonder what he would have said if the interview had taken place at the US Olympic trials for the water polo team? Or the diving team or the swimming team or the volleyball team. Color and political beliefs have nothing to do with sport. All should be invited and if anyone doesn't want to come, that's their problem.

We are not FOR South Africa or AGAINST it. We simply believe track and field athletes and fans are getting the short stick. Did you note who was First Runner-up at the Miss Un-

Cover photo of Chandra Cheeseborough winning Olympic Trials 400 meters with a new American record. Bill Leung, Jr, photo.

Continued on Page 8

Continued on Page 15



# THE GAMES



Evelyn Ashford (USA), 100 favorite. (Bill Leung, Jr, photo).

WC=World Championships  
EI=European Indoor Championships  
EC=European Cup Championships  
PA=Pan American Games

## 100 METERS

WC - Marlies Gohr (DDR)  
EC - Marita Koch (DDR)

## USA Team Members

Evelyn Ashford, Alice Brown, Jeanette Bolden

## The Competition:

Merlene Ottey (Jam) 11.07, WC-4  
Heather Oakes (GB) 11.27  
Els Vader (Ned) 11.28  
Grace Jackson (Jam) 11.27  
Heidi Gaugel (FRG) 11.26  
Angela Bailey (Can) 11.17, WC-5  
Angella Taylor (Can) 11.22, WC-7  
Helina Laihorinne (Fin) 11.13, WC-6  
Rose Bacoul (Fra) 11.16, 32 yrs.  
Molly Killingbeck (Can) 11.25  
Esmeralda Garcia (Bra) 11.31, PA Champion  
Marie Cazier (Fra) 11.34  
Marie Lovai (Fra) 11.39  
Jacobs (GB) 11.26, E Jr - 3  
Shirley Thomas (GB)  
Beverly Kinch (GB) EI Champion  
Ulrike Sommer (FRG) 11.30  
Liliane Gaschat (Fra) 11.31

## MISSING:

Marlies Gohr (DDR) 10.81, WC Champion  
Marita Koch (DDR) 10.83, WC - 2, EC Champ  
Silke Gladisch (DDR)  
Aneliya Nuneva (Bul) 11.07  
Nadeshda Georgieva (Bul) 11.09  
Barbel Scholzel (DDR) 11.11  
Ingrid Auerswald (DDR) 11.17  
Ines Schmidt (DDR) 11.21  
Olga Antonova (SU) 11.24  
Romy Muller (DDR) 11.26  
Kristen Siemon (DDR) 11.30

## PREDICTIONS:

1 - Ashford (USA)  
2 - Ottey (Jam)  
3 - Brown (USA)

If healthy, Aahford should have no problem winning this one. If not healthy, who can tell. Jamaica's Ottey has been consistent and is the USA's TAC champion. Brown is a threat if either of the two favorites run into trouble. The two Canadian Angel(l)a's could threaten, but have lacked competition during 1984. The Finn, Laihorinne, surprised at the World Championships and has been running well. Beverly Kinch, Great Britain, won the European Indoor sprint title, but didn't really beat anyone doing it. Only real sprinters are the three Americans and Ottey.



Merlene Ottey (Jamaica), 200 favorite. (Jeff Johnson photo).

## 200 METERS

WC - Marita Koch (DDR)  
EC - Jarmila Kratochvilova (Cze)

## USA Team Members:

Valerie Brisco, Florence Griffith, Randy Givens

## The Competition:

Merlene Ottey (Jam) 22.19, WC-2  
Grace Jackson (Jam) 22.33, WC-5  
Angella Taylor (Can), 22.75  
Marisa Masullo (Ita) 22.88  
Debbie Wells (Aus) 22.98  
Kathy Cook (GB) 22.26, WC-3, EC-3  
Angela Bailey (Can) 22.64, WC-7  
Rose Bacoul (Fra) 22.59, 32 yrs.  
Marita Payne (Can) 22.62  
Molly Killingbeck (Can) 22.79  
Helina Laihorinne (Fin) 22.86  
Liliane Gaschat (Fra) 22.97  
Denise Boyd (Aus) 23.09  
Heidi Gaugel (FRG) 23.02  
Joan Baptiste (GB) 22.89  
Sandra Whittaker (GB)  
Christine Sussiek (FRG) 23.20

## MISSING:

Marita Koch (DDR) 21.82, WC Champion  
Jarmila Kratochvilova (Cze) EC Champion  
Nadeshda Georgieva (Bul) 22.42  
Barbel Wockel (DDR) OG Champ 1976 & 1980  
Tatyana Kocembova (Cze) 22.50  
Aniela Nuneva (Bul) 22.58

Silke Gladisch (DDR) 22.72  
Eva Kasprzyk (Pol) 22.79  
Maria Kultschunova (SU) 22.80  
Romy Muller (DDR) 22.81

## PREDICTIONS:

1 - Ottey (Jam)  
2 - Cook (GB)  
3 - Brisco (USA)

Race is actually wide open. Ottey is picked on experience, but could give way to Brisco who has been on a tear lately. Cook hasn't run enough to really be a threat, but has great potential. No one else is really capable of challenging the Americans and Jamaicans.



Chandra Cheeseborough (USA), 400 favorite. (Jeff Johnson photo).

## 400 METERS

WC - Kratochvilova (Cze)  
EC - Kocembova (Cze)

## USA Team Members:

Chandra Cheeseborough, Valerie Brisco, Lillie Leatherwood

## The Competition:

Marita Payne (Can) 50.06, WC-5  
Charmaine Crooks (Can) 51.40, PA Champion  
Gabrielle Bussman (FRG) 49.75, WC-4  
Ute Thimm (FRG) 50.78  
Kathy Cook (GB) 50.95  
Molly Killingbeck (Can) 51.08  
Denise Boyd (Aus) 51.48  
Jillian Richardson (Can) 51.91  
Michelle Scutt (GB)  
Helen Barnett (GB)

## MISSING:

Jarmila Kratochvilova (Cze) 47.99  
Tatyana Kocembova (Cze) 48.59  
Maria Pinigina (SU) 49.19  
Irina Baskakova (SU) 50.19  
Sabine Busch (DDR) 50.26  
Olga Vladikina (SU) 50.48  
Dagmar Rusbam (DDR) 50.48



Marina Ivanova (SU) 50.63  
 Yelena Korban (SU) 50.77  
 Nadeshda Lyalina (SU) 50.91  
 Ludmilla Tschernova (SU) 50.91

**PREDICTIONS:**

- 1 - Cheeseborough (USA)
- 2 - Brisco (USA)
- 3 - Cook (GB)

A very weak field gives at least the 1-2 spots to the Americans. Leatherwood could grab the bronze, but she was beaten by both Payne and Crooks of Canada at the NCAA Championships. Bussman, the German ace, has not run well to date this year, but the ability is there. Cook, again, hasn't run enough to get in top for this one.



Doina Melinte (Rumania) favorite to win both the 800 and 1500. (Mark Sherman photo).

**800 METERS**

WC - Kratochvilova (Cze)  
 EC - Kratochvilova (Cze)

**USA Team Members:**

Kim Gallagher, Ruth Wysocki, Robin Campbell

**The Competition:**

Doine Melinte (Rum) 1:57.06, EI-2  
 Fita Lovin (Rum) 1:59.40  
 Barralett (Aus) 2:00.23  
 Coster (Aus) 2:00.34\*  
 Carter (Aus) 2:00.94\*  
 Margrit Klinger (FRG) 1:57.22, WC-4, EC-3  
 Lorraine Baker (GB) 2:00.78  
 McCabe (Swe) 2:00.71  
 Else Van Hulst (Ned) 2:00.92  
 O'Shea (Ire) 2:00.70  
 Tina Krebs (Den)

**MISSING:**

Jarmila Kratochvilova (Cze) 1:53.28, WC-1  
 Yekaterina Podkopayeva (SU) 1:55.96  
 Lyubov Gurina (SU) 1:56.11  
 Samira Saizeva (SU) 1:56.21  
 Tatyana Providochina (SU) 1:56.81  
 Zusana Moravcikova (Cze) 1:56.96  
 Ravilya Agletdinova (SU) 1:57.14\*  
 Milena Mateykovicova (Cze) 1:57.28  
 Ludmilla Borissova (SU) 1:57.54\*  
 Laime Yucknaviciene (SU) 1:57.64\*  
 Antje Schroeder (DDR) 1:57.57  
 Svetlana Popova (SU) 1:58.04\*  
 Irina Podyalowskaya (SU) 1:57.99  
 Ludmilla Vesselkova (SU) 1:58.12  
 Nadeshda Olizaryenko (SU) 1:58.16  
 Tamara Sorokina (SU) 1:58.34\*

**PREDICTIONS:**

- 1 - Melinte (Rum)
- 2 - Gallagher (USA)
- 3 - Wysocki (USA)

If Gallagher listens to her coach, (that's what he's for), and doesn't ad lib a 'treatment' the morning of the race, she just might win it. Melinte is a seasoned performer, 28 years old, with mucho experience and will be tough to beat. With the Russians and Czechs out of the race, the entire picture changes.

**1500 METERS**

WC - Decker (USA)  
 EC - Raidugina (SU)

**USA Team Members:**

Ruth Wysocki, Diana Richburg, Missy Kane

**The Competition:**

Doina Melinte (Rum) 3:58.10, WC-6  
 Chris Boxer (GB) 4:05.33  
 Roswitha Gerdes (FRG) 4:06.49  
 Fita Lovin (Rum) 4:00.12, EI Champion  
 Lynn McDougall (GB) 4:06.99  
 Cornelia Burki (Swi) 4:05.79  
 Brit McRoberts (Can) 4:03.36, WC-8  
 Gabriella Dorio (Ita) 4:02.43, WC-7  
 Else Van Hulst (Ned), EI-2  
 Maria Radu (Rum) 4:00.62  
 Keszeg (Rum), E Jr Champ  
 Agnese Possama (Ita) 4:08.39  
 Maria Puica (Rum) 3:57.22  
 Chris Benning (GB) 4:07.27

**MISSING:**

Ravilya Agletdinova (SU) 3:59.31  
 Yekaterina Podkopayeva (SU) 4:00.44\*  
 Tamara Sorokina (SU) 4:00.84\*  
 Samira Saitseva (SU) 4:01.19  
 Tatyana Kazankina (SU) 4:01.23  
 Christiane Wartenberg (DDR) 4:01.29  
 Irina Nikitina (SU) 4:01.54\*  
 Nadia Ralldugina (SU) 4:01.67  
 Tatyana Posdnyakova (SU) 4:01.69  
 Natalia Bobrova (SU) 4:02.23  
 Olga Schuravlyova (SU) 4:02.58  
 Natalia Artyomova (SU) 4:02.63

**PREDICTIONS:**

- 1 - Melinte (Rum)
- 2 - Wysocki (USA)
- 3 - Burki (Swi)

If Melinte isn't up to snuff, watch out for Wysocki. Lovin, Boxer and Dorio are all experienced veterans and will run well. Van Hulst has been coming on recently and might surprise the field. Radu, Possama and Puica are also to be considered, but Puica will probably concentrate on the 3000.

**3000 METERS**


WC - Decker (USA)  
 EC - Kazankina (SU)

**USA Team Members:**

Mary Decker, Cindy Bremser, Joan Hansen

**The Competition:**

Marla Puica (Rum) 8:37.04  
 Zola Budd (GB) 8:37.64\*  
 Brigitte Kraus (FRG) 8:35.11, WC-2, EI-1  
 Wendy Sly (GB) 8:37.06, WC-5  
 Jane Furniss (GB) 8:45.69, WC-7, EC-3



Mary Decker (USA) favorite to win the 3000. (Jeff Johnson photo).

Monica Joyce (Ire) 8:49.51  
 Cornelia Burki (Swi) 8:46.94, WC-11  
 Marja Gould (Aus) 8:54.44\*  
 Agnese Possami (Ita) 8:37.96, WC-6  
 Aurora Cunha (Por) 8:50.20, WC-9  
 Lynn Williams (Can) 8:50.20  
 Alison Wiley (Can) 8:51.27, WC-15  
 Eva Ernstrom (Swe) 8:51.91, WC-12  
 Betty von Steenbroeck (Bel) 8:52.92  
 Rosa Mota (Por)  
 Lorraine Moller (NZ), WC-14  
 Diane Rodger (NZ)


**MISSING:**

Tatyana Kazankina (SU) 8:32.08  
 Alla Juschina (SU) 8:34.04  
 Galina Sacharova (SU) 8:34.60  
 Svetlana Guskova (SU) 8:35.06  
 Svetlana Ulmassova (SU) 8:35.55  
 Tatyana Posdnyakova (SU) 8:37.32  
 Olga Dvirna (SU) 8:37.40  
 Olga Kusyukova (SU) 8:38.22  
 Raisa Sadrejdinova (SU) 8:41.05  
 Ulrike Bruns (DDR) 8:44.88  
 Olga Krenzer (SU) 8:47.02  
 Irina Nikitina (SU) 8:47.36  
 Tatyana Leonova (SU) 8:47.35

**PREDICTIONS:**

- 1 - Decker (USA)
- 2 - Puica (Rum)
- 3 - Budd (GB)

Without a doubt, this is THE event on the track for the 1984 Olympics. Although three Russians will be missing, this event has the best depth of any running event and should turn out to be a real banger. No one knows exactly what Zola Budd can do. She was pressed just a couple of weeks ago when setting a new world record for 2000 meters. Puica is a wiley old pro, (on the track, that is), and at age 34 has undoubtedly lost some of her speed but her endurance and craftmanship have improved. This event is not a three-way race. There are other good ones in here too. Don't forget who was runner-up to Decker at the World Championships. In spite of all the talk about Decker vs the Russians, it was Germany's Brigitte Kraus who finished just behind Mary. Wendy Sly (GB) won the IAAF 10000 earlier this year. But - we think it will eventually come down to Decker, Puica, Budd and Kraus on that last lap. Kraus is the fastest finisher so get a good seat and hang on. It should be a barn-burner!







Ingrid Kristiansen (Norway) picked as upset winner of the marathon. (Holm photo)

#### MARATHON

WC - Waitz (Nor)  
EC - Event not held

USA Team Members:  
Joan Benoit, Julie Brown, Julie Ispording

The Competition:  
Ingrid Kristiansen (Nor) 2:24:26  
Lorraine Moller (NZ) 2:29:28  
Welch (GB) 2:30:06  
Ruegger (Can) 2:30:37  
Charlotte Teske (FRG) 2:28:32  
Jacqueline Garreau (Can) 2:31:57, WC-5  
Akemi Masuda (Jap) 2:32:05  
Deurbroeck (Bel) 2:32:32  
Agnes Marie Malone (Can) 2:33:00  
Joyce Smith (GB) 2:29:43, 47 yrs  
Sara Rowell (GB) 2:31:22  
Ann Audain (NZ)  
Mary O'Connor (NZ)  
Nanae Sasaki (Jap)  
Grete Waitz (Nor) 2:25:42, WC-1  
Rose Mota (Por) 2:36:04, WC-4  
Laura Fogli (Ita) 2:33:01, WC-6  
Regina Joyce (Ire) 2:32:56, WC-7  
Carey May (Ire) 2:36:59, WC-13  
Chris Vahlensleack (FRG) 2:34:42, WC-19

PREDICTIONS:  
1 - Kristiansen (Nor)  
2 - Benoit (USA)  
3 - Waitz (Nor)

This running event is practically unaffected by the boycott. Only Soviet Raissa Smechnova (2:31:13) was ranked in the top 30 in 1983. We pick Kristiansen on a hunch. She is young, full of energy and has been steadily improving. Benoit and Waitz and Julie Brown and a couple of others may spend many miles watching each other while the young Norwegian steals it all.



## THE MEANING OF THE OLYMPICS

(Ed. note: The following was written by a member of a foreign Olympic team. It may give blase Americans an idea of how the Olympic Games affects those from other lands.)

I have represented my country in the Olympic Games and I have made a vow to myself to continue to try and be a member of my country's Olympic team as long as I can reach the required standards. What is the reason for this desire on my part? Simple - it is just that the experience and the feelings one has as a part of the Olympiad can not be duplicated anywhere else in our every-day living.

Although some countries try and mix politics with sport, the competitors themselves make up the ideal world; it is a world all of us pray will appear in actuality someday.

Life in the Olympic Village must be the Utopia of living, for here are gathered peoples from all nations, of all colors and speaking different languages - yet we live without fear of riots or racial discrimination. You need not know the language to make a friend. A warm smile is enough to melt the ice and start the line of communication. If the Games were scheduled to last a little longer, it would not surpise me to see many couples marry - in fact, this has happened in the past. How is it possible not to love one another when everyone is living under the perfect atmosphere?

Marching in the opening ceremony is something no one will ever forget. It makes you feel as if you had just been born as an adult into this world without the pain and bother of growing up. You see the world for the first time. The atmosphere is full of warmth and harmony. We grasp this feeling hard, fearing it may fly away forever.

During the march, one's spirit is high, your whole body light as though walking on air. This is the happiness everyone seeks - but it lasts for such a short moment. How I wish the spectators could jump the barriers and join hands with us and help make this world the Utopia it is for this instant in time.

Although there is constant pressure on each athlete during the competition and the tension mounts as your day of competition comes closer, the air in the Village is one of harmony, for here you have the whole of humanity living together as they should always live together.


Inevitably the closing ceremony comes and the curtain draws slowly over the scene as we all sing "Auld Lang Syne". How can we hold back the tears when we know we must leave this spot so soon and all will be just a memory? As we hold the hands of our friends from all parts of the world, we wish there could be a miracle and our hands would suddenly be cemented together so we never will have to part. But no miracle comes. We leave our friends, but need not say the sad words of parting for we know we are all wishing the same wish - to meet again someday, somewhere, sometime. This has happened in the past. This has happened in the past.

#### 100m HURDLES

WC - Bettine Jahn (DDR)  
EC - Bettina Jahn (DDR)

USA Team Members:  
Kim Turner, Benita Fitzgerald, Pam Page

The Competition:  
Ulrike Denk (FRG) 12.98, EI-5  
Michelle Chardonet (Fra) 13.00  
Shirley Strong (GB) 12.87, WC-5  
Edith Oker (FRG) 13.09, EI-4  
Mihaela Stoica (Rum) 12.92  
Laurence Machabey (Fra) 12.95  
Glynis Nunn (Aus) 13.17  
Marie Savigny (Fra) 13.19



Shirley Strong (Great Britain) favorite to win the 100m hurdles. (Tony Marshall photo).

Sharon Danville (GB) 13.09  
Elloy (Fra) 12.96  
Marjan Olijslager (Ned) 13.22

#### MISSING:

Bettine Jahn (DDR) 12.42  
Ginka Sagortscheva (Bul) 12.49  
Kerstin Knabe (DDR) 12.62  
Yordanka Donkova (Bul) 12.65  
Cornelia Riefstahl (DDR) 12.72  
Lucyna Kalek (Pol) 12.73  
Natalie Petrova (SU) 12.83  
Cornelia Feuerbach (DDR) 12.86  
Svetlana Gussarova (SU) 12.86  
Yelena Bisserova (SU) 12.87  
Maria Mertchuk (SU) 12.98  
Nadiya Korschunova (SU) 12.99

#### PREDICTIONS:

1 - Strong (GB)  
2 - Stoica (Rum)  
3 - Fitzgerald (USA)

From the list of sub-13.0 hurdlers on the 'missing' list, it's not difficult to ascertain this event is really hurt by the boycott. Great Britain's cigarette smoking Shirley Strong is one tough competitor and has much international experience. The French have a couple of good hurdlers and Germany's Denk moved under 13 this year. The Yanks are 'switch-placers' constantly beating and being beaten by each other. We picked Fitzgerald for the bronze only out of a hat - and her international experience.

#### 400m HURDLES

WC - Yekaterina Fesenko (SU)  
EC - Yekaterina Fesenko (SU)

USA Team Members:  
Judi Brown, Angie Wright, Sharrieffa Barksdale

The Competition:  
Nawal El Moutawakil (Mor) 55.37  
Christine Cojocar (Rum) 56.06, WC-8  
Debbie Flintoff (Aus) 56.22  
Sandra Farmer (Jam) 56.43, PA-4  
Ann-Louise Skogland (Swe) 54.80, WC-6





Ann-Louise Skoglund (Sweden) the favorite to win the 400m hurdles. (Mark Sherman photo).

Harnes (FRG) 57.99  
 Sue Morley (GB) 56.04, WC-7, EC-3  
 Gwen Wall (Can) 56.10, PA-3  
 Isabel Moreno (Spa) 56.32  
 Hilde Frederiksen (Nor) 56.33  
 Olga Commandeur (Ned) 57.45  
 Gladys Taylor (GB)  
 Lyn Massey (NZ)

**MISSING:**  
 Anna Ambraziene (SU) 54.02  
 Yekaterina Fesenko (SU) 54.14  
 Ellen Fiedler (DDR) 54.20  
 Petra Pfaff (DDR) 54.64  
 Yelena Filipischina (SU) 54.72  
 Petra Krug (DDR) 54.76  
 Margarita Navickaite (SU) 55.20  
 Natalie Baranova (SU) 55.69  
 Genovefa Blaszk (Pol) 55.97  
 Radostina Schtereva (Bul) 56.01  
 Marina Stepanova (SU) 56.03  
 Inka Franke (DDR) 56.03  
 Tamara Selensova (SU) 56.13  
 Galina Japanova (SU) 56.16

**PREDICTIONS:**  
 1 - Skoglund (Swe)  
 2 - Brown (USA)  
 3 - El Moutawakil (Mor)

The absence of the Russian and East German hurdlers makes a huge difference in this race. Skoglund, the former world-record holder, should win if back in condition, but the rest is strictly up for grabs.

**RELAYS**

No country has had its best team together so the best we can do is list the 1983 marks for comparison. The East Germans got together last month and spun a 4x400 in 3:15.92 - that's an AVERAGE of 48.98 - but, of course, the East Germans won't be here, will they Mr. Carter?

4x100	4x400
41.53 DDR	3:19.73
41.61 USA	3:20.32 Cze
42.38 Bul	3:21.16 USSR
42.71 GB	3:25.26 Can
42.73 Jam	3:25.81 Bul
43.04 Can	3:26.82 USA
43.22 USSR	3:27.13 FRG
43.36 Fra	3:27.29 GB
43.78 Cze	3:30.08 Pol
43.79 FRG	3:30.76 Cub
44.36 Ita	3:30.96 Rum
44.38 Pol	3:32.60 Ita
44.63 Tri	3:33.92 Hungary
44.76 Bah	3:34.17 Jam
44.77 Fin	3:34.30 Fra
45.04 Yug	3:34.86 Swi
45.04 Den	3:34.89 Swe

**PREDICTIONS**  
 4x100  
 1 - USA  
 2 - Jam  
 3 - GB

4x400  
 1 - USA  
 2 - Can  
 3 - FRG



Favorite to win the high jump is Ulrike Meyfarth (FRG), the 1972 Olympic champion.

**HIGH JUMP**  
 WC - Bykova (USSR)  
 EC - Meyfarth (FRG)

**USA Team Members:**  
 Louise Ritter, Pam Spencer, Joni Huntley

**The Competition:**  
 Chris Stanton (Aus) 6'4<sup>3</sup>/<sub>4</sub>  
 Niculina Vasile (Rum) 6'5<sup>1</sup>/<sub>2</sub>  
 Ulrike Meyfarth (FRG) 6'8, 72 OG champ, WC-2, EC-1  
 Brigitte Holzappel (FRG) 6'4<sup>3</sup>/<sub>4</sub>, EI-5  
 Sara Simeoni (Ita) 6'7<sup>1</sup>/<sub>4</sub>, OG champ  
 Diane Elliot (GB) 6'4<sup>3</sup>/<sub>4</sub>  
 Rougeron (Fra) 6'3<sup>1</sup>/<sub>2</sub>  
 Ge Ping (Chi) 6'3<sup>1</sup>/<sub>2</sub>  
 Vanessa Brown (Aus) 6'4<sup>1</sup>/<sub>2</sub>, WC-9  
 Maryse Epee (Fra) 6'4<sup>3</sup>/<sub>4</sub>, EI-2, WC-12  
 Debbie Brill (Can) 6'4<sup>3</sup>/<sub>4</sub>, WC-6  
 Christine Sotewey (Bel) 6'4<sup>1</sup>/<sub>2</sub>, WC-15, EI-4  
 Mirina Vahmasto (Fin) 6'3<sup>1</sup>/<sub>2</sub>  
 Hisayo Fukumitsu (Jap) 6'4  
 Yang Wenjing (Chi) 6'2<sup>3</sup>/<sub>4</sub>  
 Ana Marie Marcon (Bra) 6'2  
 Brigitte Reid (Can) 6'2  
 Barbara Fiammengo (Ita) 6'2  
 Zheng Dazengh (Chi) 6'2<sup>1</sup>/<sub>4</sub>  
 Katrina Gibbs (Aus) 6'2<sup>1</sup>/<sub>2</sub>  
 Gaby Meyer (Swi) 6'2<sup>1</sup>/<sub>2</sub>  
 Gabriela Mihalcea (Rum) 6'2<sup>1</sup>/<sub>2</sub>  
 Heike Redetzky (FRG) 6'3<sup>1</sup>/<sub>4</sub>  
 Judy Simpson (GB) 6'2<sup>3</sup>/<sub>4</sub>.


**MISSING:**  
 Tamara Bykova (SU) 6'8<sup>1</sup>/<sub>2</sub>  
 Kerstin Brandt (DDR) 6'6<sup>1</sup>/<sub>4</sub>  
 Larissa Kossizyna (SU) 6'6  
 Silvia Costa (Cub) 6'6  
 Valentina Poluiko (SU) 6'6

Suzanne Helm (DDR) 6'5<sup>1</sup>/<sub>2</sub>  
 Andrea Bienes (DDR) 6'5<sup>1</sup>/<sub>2</sub>  
 Olga Juha (Hun) 6'5<sup>1</sup>/<sub>2</sub>  
 Olga Barinova (SU) 6'5<sup>1</sup>/<sub>4</sub>  
 Nina Serbina (SU) 6'4<sup>1</sup>/<sub>2</sub>  
 Yelena Toptschina (SU) 6'4<sup>1</sup>/<sub>2</sub>  
 Olga Bondarenko (SU) 6'4

**PREDICTIONS:**

We will miss the duel between Bykova and Meyfarth, but this event, in spite of all those listed above having cleared 6'4 or higher, will not miss much. Former world record-holder Sara Simeoni (Italy) has returned from her Helsinki injury and is jumping well. Maryse Epee of France has upped the French record and Rumania's Niculina Vasile is a threat. The Americans will have to hustle here in spite of great improvement the past few years and the 3-4 finish at the World Championships last summer.

1 - Meyfarth (FRG)  
 2 - Simeoni (Ita)  
 3 - Ritter (USA)



Long jump favorite is world-record holder Anisoara Cusmir of Rumania.

**LONG JUMP**  
 WC - Heike Daute (DDR)  
 EC - Heike Daute (DDR)

**USA Team Members:**  
 Carol Lewis, Jackie Joyner, Angela Thacker

**The Competition:**  
 Anisoara Cusmir (Rum) 24'4<sup>1</sup>/<sub>2</sub>, WC-2  
 Valeria Ionescu (Rum) 23'3<sup>1</sup>/<sub>4</sub>, WC-9  
 Sue Hearnshaw (GB) 22'11<sup>1</sup>/<sub>2</sub>, EI-1  
 Beverly Kinch (GB) 22'7<sup>3</sup>/<sub>4</sub>, WC-5, EC-3  
 Robyne Lorraway (Aus) 22'1<sup>1</sup>/<sub>2</sub>, WC-8  
 Shonell Ferguson (Bah) 22'0<sup>1</sup>/<sub>4</sub>  
 Gina Ghioraie (Rum) 21'8<sup>3</sup>/<sub>4</sub>

**MISSING:**  
 Heike Daute (DDR) 23'5<sup>3</sup>/<sub>4</sub>  
 Svetlana Sorina (SU) 23'1<sup>3</sup>/<sub>4</sub>  
 Tatyana Proskuryakova (SU) 23'1<sup>3</sup>/<sub>4</sub>  
 Margarita Butkiene (SU) 22'11<sup>1</sup>/<sub>2</sub>  
 Eva Murakova (Cze) 22'8<sup>1</sup>/<sub>2</sub>  
 Tatyana Turulina (SU) 22'7<sup>3</sup>/<sub>4</sub>



Yelena Tschischerova (SU) 22'6½  
 Natalya Alyoschina (SU) 22'5¼  
 Larissa Baluta (SU) 22'5¼  
 Helga Radtke (DDR) 22'5  
 Natalya Schevtschenko (SU) 22'4½  
 Yelena Konova (SU) 22'5  
 ZsuZsu Vanyek (Hun) 22'4¼  
 Ludmilla Chaustova (SU) 22'3¼

**PREDICTIONS:**  
 1 - Cusmir (Rum)  
 2 - Ionescu (Rum)  
 3 - Lewis (USA)

The absence of 19-year old Heike Daute, last year's world champion, will be sorely missed. Daute is nearly six feet in height and is a pleasure to watch, as are most Europeans. But the world record holder, Cusmir, will be here with her strange run-up arm action. Teammate Ionescu, who also held the world record at one time, is also a threat. Lewis might sneak in for a silver, but beating Cusmir is a real task.



**PREDICTIONS:**  
 1 - Losch (FRG)  
 2 - Loghin (Rum)  
 3 - Martin (Aus)

Although we have listed as 'missing' only those boycotting throwers who have marks beyond 64'6, that will give you an idea of the absent talent in this event. Throw 64 feet in Russia and maybe you'll get a t-shirt. Throw 64 feet in the USA and you'll get a new American record by nearly two feet. Germany's Claudia Losch has been hot this year and should win the gold. Australia's Gael (Mulhall) Martin sat out a year for steroids, but is back better than ever in 1984.



Ria Stalman (Netherlands) has the best mark in the world this year at 233'8 and will be favored to win the discus.

**DISCUS THROW**  
 WC - Martina Opitz (DDR)  
 EC - Martina Opitz (DDR)

**USA Team Members:**  
 Leslie Deniz, Laura DeSnoo, Laura Griffin


**The Competition:**  
 Ria Stalman (Ned) 233'8, WC-7  
 Ingra Manecke (FRG) 218'9  
 Florentina Craciunescu (Rum) 222'3, WC-9  
 Meg Ritchie (GB) 221'3, WC-8  
 Simona Sapunaru (Rum) 220'7  
 Ulla Lundholm (Fin) 219'10  
 Vanessa Head (GB) 212'2  
 Anna Paavolainen (Fin) 210'9  
 Maria Badea (Rum) 206'5, WC-12

**MISSING:**  
 Galina Savinkova (SU) 240'4  
 Maria Petkova (Bul) 232'1  
 Martina Opitz (DDR) 230'6  
 Zdenka Silhava (Cze) 229'8  
 Galina Muraschova (SU) 225'11  
 Nadeshda Kugayewskich (SU) 225'1  
 Natalya Gorbatschova (SU) 220'10  
 Svetanka Christova (Bul) 219'5  
 Svetla Mitkova (Bul) 219'2  
 Petra Sziegau (SU) 218'3  
 Svetlana Boshkova (Bul) 216'2

**PREDICTIONS:**  
 1 - Stalman (Ned)  
 2 - Manecke (FRG)  
 3 - Craciunescu (Rum)

Much class will be missing in the discus - the world record holder, the world champion and most of the top throwers. The Americans

are getting better and better and won't be embarrassed against this field, but the medals will all go back to Europe.



World champion and world record-holder Tiina Lillak (Finland) should win the javelin.

**JAVELIN THROW:**  
 WC - Tiina Lillak (Fin)  
 EC - Fatima Whitbread (GB)

**USA Team Members:**  
 Karin Smith, Lynda Sutfin, Cathy Sulinski

**The Competition:**  
 Tiina Lillak (Fin) 245'3, WC champion  
 Fatima Whitbread (GB) 235'5, WC-2, EC-1  
 Theresa Sanderson (GB) 241'5, WC-4  
 Ingrid Thyssen (FRG) 215'0  
 Tuula Laaksalo (Fin) 221'1, WC-6  
 Trina Solberg (Nor) 213'4  
 Fausta Quintavalla (Ita) 220'6  
 Petra Rivers (Aus) 210'7  
 Eva Raduly (Rum) 214'1, WC-5  
 Anna Verouli (Gre) 232'7, WC-3  
 Beate Peters (FRG) 219'4, WC-7, EC-4  
 Helena Laine (Fin) 210'0  
 Karin Bergdahl (Swe) 208'5  
 Nadine Schoellkopf (Fra) 204'11  
 Denise Thiemand (Swi) 201'3  
 Emi Matsui (Jap) 198'7

**MISSING:**  
 Antje Kempe (DDR) 232'11  
 Mayra Vila (Cub) 225'7  
 Ute Richter (DDR) 219'8  
 Ute Himmola (DDR) 219'1  
 Maria Colon (Cub) 218'10  
 Elena Burgarova (Cze) 215'1  
 Leolita Blodniece (SU) 212'0

**PREDICTIONS:**  
 1 - Lillak (Fin)  
 2 - Whitbread (GB)  
 3 - Sanderson (GB)

The javelin is the least affected event on the program by the boycott. The first seven place winners from last year's World Championships will be present. Only the loss of former world record holder Sofia Sakorafa of Greece (243'5) due to a bad shoulder, is a black note. Sofia was also injured at the WC in Helsinki.

**SHOT PUT**  
 WC - Fibingerova (Cze)  
 EC - Fibingerova (Cze)

**USA Team Members:**  
 Lorna Griffin, Carol Cady, Ramona Pagel

**The Competition:**  
 Claudia Losch (FRG) 67'5, WC-7, EI-2  
 Gael Martin (Aus) 63'6¼, WC-11  
 Mihaela Loghin (Rum) 68'8¾, WC-6, EI-5  
 Vanessa Head (GB) 61'8½  
 Judy Oakes (GB) 59'11¾, WC-12  
 Ria Stalman (Ned) 59'8½  
 Rose Hauch (Can) 55'7¾

**MISSING:**  
 Ilona Slupianek (DDR) 73'6  
 Nunu Abaschidse (SU) 68'8½  
 Natalya Lissovskaya (SU) 68'5  
 Liane Schmuhi (DDR) 68'3¾  
 Helma Knorscheidt (DDR) 67'11  
 Cordula Schulze (DDR) 67'6¼  
 Ines Muller (DDR) 67'4¼  
 Tatyana Orlova (SU) 67'0¾  
 Maria Sarría (Cub) 66'9½  
 Natalia Achrimenko (SU) 66'5¼  
 Tamara Bufetova (SU) 65'1¾  
 Simone Rudrich (DDR) 65'0¾  
 Ludmilla Voevoduska (SU) 65'0¼  
 Lybov Vassilyeva (SU) 64'6¾  
 Svetlana Melnikova (SU) 64'6



We see no reason to to change the WC result except we believe a healthy Sanderson will beat out Verouli for the bronze this time around. It is a great field and the Americans will have to be at their very best to even make it into the final.



USA's Jackie Joyner is rated the best bet for gold in the all-around heptathlon. (Bill Leung photo).

**HEPTATHLON:**  
WC - Ramona Neubert (DDR)  
EC - Event not held

**USA Team Members:**  
Jackie Joyner, Jodi Anderson, Cindy Greiner

**The Competition:**  
Sabine Braun (FRG) 6442  
Glynis Nunn (Aus) 6273, WC-7  
Birgit Dressel (FRG) 6172  
Sabine Everts (FRG) 6484, WC-4  
Judy Livermore (GB) 6353  
Kim Hagger (GB) 6100  
Tinke Hidding (Ned) 6155, WC-8  
Beaugeant (Fra) 6006  
Florence Picaut (Fra) 6102, WC-15  
Conceicao Geremas (Bra) 6084, PA Champ  
Jill Ross (Can) 6042  
Corina Tifrea (Rum) 6016  
Annette Tannander (Swe) 6102, WC-9

**MISSING:**  
Ramona Neubert (DDR) 6836  
Sabine Paetz (DDR) 6662  
Anke Vater (DDR) 6532  
Natalya Schubenkova (SU) 6526  
Yekatarina Smirnova (SU) 6493  
Ludmilla Kolyadina (SU) 6485  
Valentina Dimlitrova (Bul)  
Sibylle Thiele (DDR) 6421  
Valentina Kurotschkina (SU) 6418  
Kristine Nitzsche (DDR) 6364

**PREDICTIONS:**  
1 - Joyner (USA)  
2 - Everts (FRG)  
3 - Anderson (USA)

Missing will be the 1-2-3 finishers at the World Championships last summer plus a few good Soviet all-arounders. The medal fight should be between Joyner, Anderson, Everts, Hidding and Livermore, although the British girl has a habit of flopping an event along the line and dropping out.

## MEDAL COUNT

	G	S	B	TOTAL
USA	6	5	7	18
Rum	3	4	1	8
GB	1	2	4	7
FRG	2	2	1	5
Jam	1	2	0	3
Nor	1	0	1	2
Ned	1	0	0	1
Swe	1	0	0	1
Can	0	1	0	1
Ita	0	1	0	1
Swi	0	0	1	1
Mor	0	0	1	1
Aus	0	0	1	1

## REEL OFF (Continued)

"American athletes have been betrayed, manipulated and exploited by the medical, educational, sports administration and coaching fraternities. What we have here is sports witchdoctory. What they are telling the athletes is total buffalo dung.

"Eventually, I believe elite athletes have to use anabolics. It's a therapeutic tool. These athletes train with intensity, with a dedication, that no one can imagine. The drugs DO work. There is little scientific evidence that the horror stories (about anabolic drugs) are true. There is little damage (in taking them) if done in an intelligent way. To be intelligent about drug use, you have to educate people.

"I'm getting the feeling that the program is not educational for the athlete but for the USOC so they can tyrannize the athlete. I reject that as inquisitorial and Gestapo-like.

"I will personally help any athlete to find a lab or a doctor to make their drug use safe."

One athlete said, "The people, the coaches and the members of the Olympic Committee have got to face the reality of what it takes to be a world class athlete.

"I consider myself a very dedicated athlete. I have good coaching, I'm able to have my event analyzed. I take vitamins and amino acids. Everything we have in this country to modernize our techniques and be competitive, I have put to good use. But when I went to an international meet and saw who I had to perform against, it was obvious they used drugs. I came home and enlisted in the program.

"This (program) is helping us compete on a fair basis, and it helps us in the safest way possible."

How about THAT?. I have always asked, "Do you PERSONALLY know anyone who has suffered from any of those bad things steroids are supposed to do to an individual? Or do any of your friends know PERSONALLY, (not from hearsay), any such occurrence. It's like good doctor Ward says, the information put out is biased. It's not the full story.

Two days after the story on Dr. Ward, the USOC came out with, "There's no chance of Paul Ward getting into any of our programs again."

USOC executive director, F. Don Miller, said, "This man has done a tragic disservice, an injustice, to our goals for a drug-free amateur sports family." Let's get that message to Eastern Europe, Asia, Africa et al, senior Miller. They aren't getting the message.

Who is right? What is right? Who knows?

I have decided I must be a sadist. Whenever a TV station advertises a track meet or a movie about our sport, I always watch. And spend the rest of the night with a bad taste in my mouth.

Today I watched what was billed by CBS as "live coverage" of the Kinney and Jumbo Elliot track meets in Berkeley and Villanova. Yuch! Program was listed as starting at 3:00 o'clock - live. The first half hour was a film on the recent history of the Olympic Games.

We finally got to Berkeley and Villanova at 3:30. It was 11 minutes before any track action came on - a tape of the men's high jump and pole vault. The first 'live' race, the men's high hurdles from Pennsylvania, came on at 3:41 - it was taped.

All in all, the hour and a half of 'live' track action presented 8 races. Four of them COMBINED took less than 45 seconds. Two 110 hurdle races and two 100m sprints. The two 800's took less than four minutes. The two mile runs took less than 9 minutes. Add it all up - you get LESS than 14 minutes. And it took CBS 1½ HOURS to show.

Granted, we saw some men's high jumping (Stones) and three vaulters - taped. With eight events in 90 minutes we had more than 1¼ HOURS of non-action.

I can hardly wait for the Olympics! Announcers said the men were running the 110 YARD high hurdles. From Berkeley, the mile was led by Mike Shea for a lap or so - he was called three different names during his stint in the lead.

Isn't there ANYONE in television who understands track and field? Evidently not.

We watched "The Jesse Owens Story" last week. LA Times entertainment reporters called it "mush". It was worse than that. I knew Dean Cromwell and never saw him mad. They did not have metal crossbars in 1936. And on and on. No wonder people have the wrong idea about track and field. Some time ago, Dick Bank and a couple friends watched Lancaster's film, "The Jim Thorpe Story". They noted, (I believe this is the right number), 137 errors.

There have been some good, interesting, useful articles in a couple of magazines recently. Neither publication is noted for its coverage of sports, but these are worth your reading.

In "Psychology Today", there appears "The Playing Fields of the Mind", "The Uses of Anger", "Beating Slumps at Their Own Game", "Courting the Gods of Sport" and "Games Athletes Play". Very interesting and informative. In "The Plain Truth" for July/August, you can read "The Olympic Games - Mirror of Mankind" and "Whatever Happened to Good Sportsmanship". The "Psychology Today" issue is for July of 1984.

While on my soapbox this month, along comes another of my favorite controversial projects, the Republic of South Africa. Once again I must make clear I do not approve of their apartheid policy. Who does? But I also don't approve of keeping any of their athletes out of international competition.

Once again it was a story in the Los Angeles Times which piqued my interest. The two American members of the International Olympic Committee, Julian K. Roosevelt and Douglas F. Roby, came out in favor of the early readmission of South Africa into the Olympics.

To that request, Olympic President Peter V. Ueberroth declared, "The Olympic Games represent the best the human race has to offer, and there is no place in them for nations that practice discrimination or racism of any kind."

And Anita de Frantz, the LAOC's liaison with Africa said, "We deplore the insensitive statements by the United States IOC members. I will have to work very hard now to make it clear that the LAOC vigorously opposes the readmission of South Africa."

Couple of questions we'd like to put to Ueberroth and De Frantz. How about Russia being in the IOC? Aren't they a bit of a practitioner of discrimination? Isn't the IOC full of nations from South America who do this? As a matter of fact, isn't there a little discrimination right here in the good old US of A?

Not everyone in high places in hypocritical. The US Olympic Committee President William E. Simon is quoted as saying, "While I abhor apartheid, I would love to see South Africa back in the Games because I regard



# THE TRIALS



Close finish of the 100m dash final. Left to right, Alice Brown (2nd), Jeanette Bolden (3rd), Diane Williams (4th), Randy Givens (5th) and winner Evelyn Ashford. (Jeff Johnson photo).

## 100 METERS

The heats went according to Hoyle. Only Tammy Henderson with an 11.57 mark during the season and Sandra Howard were surprise 'eliminees'. Bolden, Ashford and Alice Brown won their heats as expected while Kathrene Wallace of Texas Southern surprised NCAA champ Randy Givens to win the fourth heat.

Brown, Ashford and Bolden were the winners in the quarterfinal heats and still no real upsets as everyone expected to qualify did so.

The semifinals, as usual, saw the beginning of the 'real' running. Ashford had come up with a bad leg and managed to advance to the final by virtue of her third place finish behind Diane Williams and Jackie Washington in the first heat. High schooler Wendy Vereen was the last qualifier from that heat which bade adieu to Finn, Glover, Mary Bolden and Wallace.

Second semi was won by Alice Brown in a swift 11.18 with Jeanette Bolden, Thacker and Givens advancing to the final. Gone were LaShon Nedd, Donna Dennis, Lisa Hopkins and Zeld Johnson.

Ashford bound her weak parts for the final and just did eke out a win over Brown by two hundredths in 11.18 into a slight wind. Bolden became the third team member and Williams made the relay team by 1/100 over Givens. The pressure got to the high school lass and Vereen was last in only 11.87.

**HEATS** Five from each heat plus next 4 fastest qualify for quarterfinals.

**HEAT 1, (+0.10), 1-Jeanette Bolden (WCAC) 11.32, 2-Jackie Washington (Hst) 11.44, 3-Lisa Hopkins (PE) 11.63, 4-Barbara Bell (NM) 11.75, 5-Monica Taylor (Un) 11.76, 6-Teri Smajstrla (Tx) 11.77, 7-Clotee Cowans (NE La) 11.79, 8-Elaine Jones (Un) 11.83.**

**HEAT 1, (+0.20), 1-Evelyn Ashford (PE) 11.29, 2-Michelle Glover (Hst) 11.56, 3-Michelle Finn (FI St) 11.60, 4-Donna Dennis (Wa) 11.65, 5-Davera Taylor (Iowa) 11.81. Non-qualifiers, 6-Vivian McKenzie (Iowa) 11.86, 7-Andralette Gill (CS Bak) 11.98.**

**HEAT 3, (-0.30), 1-Alice Brown (WCAC) 11.25, 2-Diane Williams (PE), 3-Mary Bolden (Tn) 11.48, 4-Wendy Vereen (NJ HS) 11.50, 5-Zelda Johnson (Mt SAC) 11.66, 6-Kim Jamison (Bowling Green) 11.84. Non-qualifiers,**

**7-Dawn Sowell (Un) 11.85, 8-Sandra Howard (PE) 11.94.**

**HEAT 4, (-0.70), 1-Kathrene Wallace (Tx Sth) 11.47, 2-Randy Givens (FI St) 11.64, 3-Angela Thacker (Nb) 11.66, 4-LaShon Nedd (WCAC) 11.69, 5-Inger Peterson (UNLV) 11.77. Non-qualifiers, 6-Susan Shurr (Tx) 11.93, 7-Tammy Henderson (W Va) 12.08, 8-Robin Simmons (Cal HS) 12.09.**

**QUARTERFINALS.** Four from each heat plus next 4 fastest qualify for semifinals.

**HEAT 1, (-0.60), 1-Alice Brown 11.29, 2-Angela Thacker 11.57, 3-Jackie Washington 11.60, 4-Wendy Vereen 11.59, 5-Michelle Glover 11.69, 6-Inger Peterson 11.70, 7-Kim Jamison 11.80, 8-Monica Taylor 11.91.**

**HEAT 2, (-1.00), 1-Evelyn Ashford 11.24, 2-Diane Williams 11.30, 3-Randy Givens 11.40, 4-Lisa Hopkins 11.61, 5-Donna Dennis 11.61, 6-Zelda Johnson 11.67, 7-Davera Taylor 11.91, 8-Elaine Jones 12.09.**

**HEAT 3, (-0.80), 1-Jeanette Bolden 11.38, 2-Mary Bolden 11.46, 3-Kathrene Wallace 11.58, 4-LaShon Nedd 11.60, 5-Michelle Finn 11.62, 6-Barbara Bell 11.83, 7-Clotee Cowans 11.83, 8-Teri Smajstrla 11.98.**

**SEMIFINALS.** Four from each heat qualify for final.

**HEAT 1 (-0.40), 1-Diane Williams 11.36, 2-Jackie Washington 11.43, 3-Evelyn Ashford 11.43, 4-Wendy Vereen 11.50, 5-Michelle Finn 11.61, 6-Michele Glover 11.61, 7-Mary Bolden 11.62, 8-Kathrene Wallace 11.64.**

**HEAT 2, (+0.60), 1-Alice Brown 11.18, 2-Jeanette Bolden 11.26, 3-Angela Thacker 11.45, 4-Randy Givens 11.49, 5-LaShon Nedd 11.51, 6-Donna Dennis 11.60, 7-Lisa Hopkins 11.61, 8-Zelda Johnson 11.69.**

**FINAL (-0.60), 1-EVELYN ASHFORD 11.18, 2-ALICE BROWN 11.20, 3-JEANETTE BOLDEN 11.24, 4-DIANE WILLIAMS 11.34, 5-RANDY GIVENS 11.35, 6-JACKIE WASHINGTON 11.56, 7-ANGELA THACKER 11.64, 8-WENDY VEREEN 11.87.**



## 200 METERS

Lotsa unexpected happenings during the running of the double century. Ashford dropped out of her heat and did not advance to the quarterfinals. Jackie Washington, who LOVES this race, did not start. Heat winners were Alabama A&M's Danette Young, Cheesborough, Florence Griffith and Givens.

Givens, Brisco and Cheesborough won the quarterfinal heats, all under 23 seconds as there were no surprises.

Not so for the semifinals, however. Pam Marshall (California Athletics), who had run 22.67 (22.59w) during the season and had done well in the heats and quarterfinals, did not finish. And Cheesborough, feeling some throbbing in ye olde muscles, did not start. That left things for Griffith and Givens to win the semi's.

The final was not close as Valerie Brisco, who has been running well all season, won in a legal 22.16 with Florence Griffith next at 22.40 and the last 200 spot was won by NCAA champ Randy Givens in 22.59. Givens' Florida State teammate, Brenda Cliette, was a close fourth in 22.81.

**HEATS.** Five in each heat qualify for quarterfinals.


**HEAT 1 (-0.60), 1-Danette Young (Al A&M) 23.46, 2-Pam Marshall (CA) 23.46, 3-Clotee Cowans (NE La) 24.25, 4-Teri Smajstrla (Tx) 24.50. Inger Peterson (UNLV), Diane Williams (WCAC), Jackie Washington (Hst) did not start.**

**HEAT 2 (-0.10), 1-Chandra Cheesborough (AW) 23.20, 2-Valerie Brisco (WCAC) 23.25, 3-Mary Bolden (Tn) 23.34, 4-Donna Dennis (Wa) 23.67, 5-Zelda Johnson (Mt SAC) 23.73, 6-Janet Davis (FI St) 23.77. Non-qualifiers, 7-Janet Dodson (Ms Int) 24.23.**

**HEAT 3, (-0.30), 1-Florence Griffith (WCAC) 22.97, 2-Brenda Cliette (FI St) 23.27, 3-Diane Dixon (Atoms) 23.58, 4-Gervaise McCraw (Mt SAC) 23.81, 5-Donna King (Kan St) 23.85, 6-Lisa Hopkins (PE) 23.87. Non-qualifiers, 7-Merry Johnson (Met Str) 24.08, 8-Michelle Morris (LSU) 24.09.**

**HEAT 4, (+0.20), 1-Randy Givens (FI St) 22.91, 2-Wendy Vereen (NJ HS) 23.56, 3-LaShon Nedd (WCAC) 23.61, 4-Tammy Hen-**





Valerie Brisco, winner of the 200m dash. (Jeff Johnson photo).

erson (W Va) 24.05, 5-Michelle Collins (Un) 24.11, 6-Tara Mastin (Hst) 24.14. Non-qualifiers, 7-Susan Shurr (Tx) 24.54, Eveleyn Ashford (PE) did not finish.

**QUARTERFINALS.** Four in each heat plus next 4 fastest qualify for semifinals.

**HEAT 1, (+0.40),** 1-Randy Givens 22.67, 2-Pam Marshall 22.78, 3-Brenda Cliette 23.13, 4-Donna Dennis 23.61, 5-Donna King 23.70. Non-qualifiers, 7-Michelle Morris 23.96, 8-Clo-tee Cowans 23.99.

**HEAT 2, (+0.90),** 1-Valerie Brisco 22.47, 2-Florence Griffith 22.59, 3-Gervaise McCraw 23.49, 4-LaShon Nedd 23.51, 5-Zelda Johnson 23.52. Non-qualifier, Merry Johnson 23.96.

**HEAT 3, (+0.20),** 1-Chandra Cheeseborough 22.94, 2-Mary Bolden 23.44, 3-Diane Dixon 23.46, 4-Dannette Young 23.66, 5-Janet Davis 23.83. Non-qualifiers, 6-Lisa Hopkins 23.94, 7-Tammy Henderson 24.45, 8-Teri Smjals-trial 24.81.

**SEMIFINALS.** Four in each heat qualify for Final.

**HEAT 1, (+2.1),** Florence Griffith 22.31w, 2-Valerie Brisco 22.54w, 3-Diane Dixon 23.32w, 4-Dannette Young 23.32w, 5-Gervaise McCraw 23.33w, 6-Janet Davis 23.46w, 7-Zelda Johnson 23.78w, Pam Marshall did not finish.

**HEAT 2, (-0.90),** 1-Randy Givens 22.66, 2-Brenda Cliette 23.04, 3-Mary Bolden 23.13, 4-Donna Dennis 23.57, 5-LaShon Nedd 23.60, 6-Wendy Vereen 23.67, 7-Donna King 24.03, Chandra Cheeseborough did not run.

**FINAL, (-0.20),** 1-VALERIE BRISCO 22.16, 2-FLORENCE GRIFFITH 22.40, 3-RANDY GIVENS 22.59, 4-BRENDA CLIETTE 22.81, 5-JEANETTE BOLDEN 23.15, 6-DIANE DIXON 23.32, 7-DANNETTE YOUNG 23.49, 8-DONNA DENNIS 23.55.

#### 400 METERS

No surprise eliminations in the heats as Brisco, Cheeseborough, Denean Howard and Sherri Howard won the first round races.

Some good ones dropped by the roadside in the quarterfinals, however. Arlise Emerson, who runs so well without competition, didn't

make it to the semis. A fond adieu was also said to veterans Rosalyn Dunlap and prepster Chewaukil Knighten. Heat winners were Brisco (51.77), Cheeseborough (50.87) and Denean Howard (51.83). The USA has come of age in the 400!

The semis were rough. Alice Jackson covered the lap in 51.90 and did not advance to the final! Cheeseborough (50.41) and Brisco (50.70) were the semi winners and along with Jackson goodbye was said to former American record holder Rosalyn Bryant, Merry Johnson, Kelia Bolton and Easter Gabriel.

Cheeseborough won the final and once again set a new AR with 49.28. Brisco was next, also under 50 with 49.79. The third team member is Lillie Leatherwood at 50.19 and Sherri Howard will be the fourth member of the relay team. LAST place was 51.26 by Roberta Belle!

Leatherwood, who finished only third at the NCAA meet in 52.11, did things the hard way here. She was the last qualifier in the trial heats, finishing 5th in 53.40. In the quarterfinals, she was the last qualifier with her 4th place time of 52.09. In the semifinals she was the last qualifier in 4th at 51.63. In the final, she was the last Olympic Team qualifier in 3rd place with 50.19.

**HEATS.** Five in each heat plus next 4 fastest qualify for quarterfinals.

**HEAT 1,** 1-Valerie Brisco (WCAC) 52.58, 2-Roberta Belle (PE) 52.58, 3-Renee Ross (SDI) 52.72, 4-Robbin Coleman (Conv) 52.99, 5-Gwen Gardner (LAM) 53.15, 6-Loretta Edwards (Tig Int) 53.50, 7-Chewaukil Knighten (Cal HS) 53.85.

**HEAT 2,** 1-Chandra Cheeseborough (AW) 51.81, 2-Diane Dixon (Atoms) 52.19, 3-Kelia Bolton (PE) 52.60, 4-Merry Johnson (Met Str) 53.53, 5-Easter Gabriel (PV) 53.71, 6-Joyce Wilson (Mich) 54.66. Non-qualifiers, 7-Delphina Banks (CS Hay) 54.66.

**HEAT 3,** 1-Denean Howard (CSLA) 52.23, 2-Brenda Cliette (FI St) 52.37, 3-Arlise Emerson (Nike) 53.32, 4-Rosalyn Bryant (PE) 53.34, 5-Lillie Leatherwood (Al) 53.40. Non-qualifiers, 7-Joy Hutchings (SW Tx) 54.97.

**HEAT 4,** 1-Sherri Howard (CSLA) 52.07, 2-Alice Jackson (Atoms) 52.86, 3-Sharon Dabney (Un) 53.09, 4-Rosalyn Dunlap (Mo) 53.15, 5-Florence Griffith (WCAC) 53.62. Non-qualifiers, 6-Terri Turner (Tx) 54.74.

**QUARTERFINALS.** First four in each heat qualify for semifinals.

**HEAT 1,** 1-Valerie Brisco 51.77, 2-Florence Griffith 51.78, 3-Brenda Cliette 51.92, 4-Lillie Leatherwood 52.09, 5-Roberta Belle 52.17, 6-Robbin Coleman 52.79, 7-Arlise Emerson 52.88, 8-Michelle Morris 53.85.

**HEAT 2,** 1-Chandra Cheeseborough 50.87, 2-Diane Dixon 51.52, 3-Alice Jackson 52.30, 4-Easter Gabriel 52.47, 5-Gwen Gardner 52.64, 6-Sharon Dabney 53.33, 7-Rosalyn Dunlap 53.54, 8-Joyce Wilson 53.66.

**HEAT 3,** 1-Denean Howard 51.83, 2-Sherri Howard 51.84, 3-Kelia Bolton 52.42, 4-Merry Johnson 52.60, 5-Rosalyn Bryant 52.63, 6-Renee Ross 53.32, 7-Chewaukil Knighten 53.68, 8-Loretta Edwards 53.71.

**SEMIFINALS.** Four in each heat qualify for final.

**HEAT 1,** Chandra Cheeseborough 50.41, 2-Diane Dixon 51.42, 3-Roberta Belle 51.56, 4-Florence Griffith 51.77, 5-Alice Jackson 51.90, 6-Merry Johnson 52.35, 7-Kelia Bolton 52.38, 8-Robbin Coleman 53.46.

**HEAT 2,** 1-Valerie Brisco 50.70, 2-Sherri Howard 50.97, 3-Denean Howard 51.49, 4-Lillie Leatherwood 51.63, 5-Brenda Cliette 52.16, 6-Gwen Gardner 52.32, 7-Rosalyn Bryant 52.71, 8-Easter Gabriel 53.62.

**FINAL,** 1-CHANDRA CHEESEBOROUGH 49.28, 2-VALERIE BRISCO 49.79, 3-LILLIE LEATHERWOOD 50.19, 4-SHERRI HOWARD 50.40, 5-DENEAN HOWARD 51.05, 6-FLORENCE GRIFFITH 51.11, 7-DIANE DIXON 51.26, 8-ROBERTA BELLE 51.26.



Chandra Cheeseborough wins the 400m dash with a new American record. (Jeff Johnson photo).

#### 800 METERS

The three heat winners, Kim Gallagher, Diane Richburg and Robin Campbell were all swift with Campbell's 2:01.75 being the slowest of the three. Eliminated were such as Doriane Lambelet, Debbie Roberson, Michelle Hopper, NCAA indoor champ Veronica McIntosh and Tara Arnold.

Sue Addison ran 2:00.98 in the semifinals and was eliminated! The USA has come a long way, baby, in the 800, too. Others who bit the dust in the semis were Louise Romo, Annette Campbell, Chris Gregorek, Rose Monday, Gail Conway, NCAA champ Joetta Clark and Lee Arbogast. Gallagher and Ruth Wysocki were both under two minutes in the first heat.

Three runners broke two minutes in the final. Gallagher won it in 1:58.50, Wysocki was next in 1:59.34 and Campbell rounds out the team, finishing in 1:59.77. Essie Washington did not finish and Delisa Walton was far back.

**HEATS.** Four in each heat plus next fastest four qualify for semifinals.

**HEAT 1,** 1-Kim Gallagher (PE) 2:00.83, 2-Claudette Groenendaal (Ore) 2:02.56, 3-Delisa Walton (adidas) 2:02.79, 4-Essie Washington (AW) 2:03.16, 5-Annette Campbell (Ok) 2:03.42. Non-qualifiers, 6-Doriane Lambelet (AW) 2:07.44, 7-Karol Davidson (Tn) 2:07.44.

**HEAT 2,** 1-Diane Richburg (Gaz Int) 2:01.32, 2-Cynthia Warner (LAM) 2:01.49, 3-Chris Gregorek (AW) 2:01.51, 4-Gail Conway (Air Force) 2:01.70, 5-Louise Romo (Cal) 2:02.17, 6-Rose Monday (PE) 2:03.21. Non-qualifiers, 7-Debbie Roberson (Ms Int) 2:09.97, 8-Michelle Hopper (PE) 2:09.97.

**HEAT 3,** 1-Robin Campbell (PE) 2:01.75, 2-Ruth Wysocki (Brooks) 2:02.49, 3-Sue Addison (AW) 2:02.65, 4-Lee Arbogast (AW) 2:02.86, 5-Joetta Clark (Tn) 2:02.89. Non-qualifiers, 6-Kim Kelly (Va) 2:05.25, 7-Veronica McIntosh (Vil) 2:05.48, 8-Tara Arnold (Tx) 2:07.35.

**SEMIFINALS.** Three in each heat plus next two fastest qualify for final.

**HEAT 1,** 1-Kim Gallagher 1:59.28, 2-Ruth Wysocki 1:59.48, 3-Essie Washington 2:00.35,





Rounding the second turn in the 800m final with 500m yet to go. From left, Claudette Groenendaal (6th), Robin Campbell (3rd), Cynthia Warner (5th), Kim Gallagher (winner), Delisa Walton (7th), Diana Richburg (4th) and Ruth Wysocki (2nd). (Jeff Johnson photo).

4-Cynthia Warner 2:00.48, 5-Delisa Walton 2:00.94. Non-qualifiers, 6-Sue Addison 2:00.98, 7-Louise Romo 2:01.59, 8-Annette Campbell 2:09.73.

HEAT 2, 1-Robin Campbell 2:01.17, 2-Diana Richburg 2:01.48, 3-Claudette Groenendaal 2:01.51. Non-qualifiers, 4-Chris Gregorek 2:01.52, 5-Rose Monday 2:03.45, 6-Gail Conway 2:04.04, 7-Joetta Clark 2:04.63, 8-Lee Arbogast 2:06.70.

FINAL, 1-KIM GALLAGHER 1:58.50, 2-RUTH WYSOCKI 1:59.34, 3-ROBIN CAMPBELL 1:59.77, 4-DIANA RICHBURG 2:01.18, 5-CYNTHIA WARNER 2:02.16, 6-CLAUDETTE GROENENDAAL 2:02.16, 7-DELISA WALTON 2:08.27, ESSIE WASHINGTON did not finish.

#### 1500 METERS

Well, here was the shocker of the Trials. We picked Wysocki to win the 800 in an upset, but didn't consider her as a threat - or even an entrant - in the 1500. Everyone's favorite was, of course, the world champion, Mary Decker.

The day of the final, Jim Murray wrote in the LA Times, "When Decker runs, there isn't any second. There's another race altogether.... Mary probably wonders why they don't have some people in this race besides herself. She not only never sees anybody, she never even

hears them. She gives new meaning to the loneliness of the long distance runner.....She doesn't even know what the rest of the girls look like....With the Russians and the East Germans gone, she most certainly will turn the 1500 and 3000 Olympic races into recitals, not contests."

Them's pretty strong statements, certainly not statements one would want to remember as having written on the day the subject was beaten.

Decker not only lost to Ruth Kleinsasser Caldwell Wysocki, but had it not been for an athlete's error, she could have been beaten by yet another - Kim Gallagher.

Gallagher stayed with Decker all the way but with less than a lap to go, suddenly did a complete *el foldo* and finished 9th. What happened, said Coach Debus, was Gallagher, on her own, went to a 'treatment' in the morning, stayed an hour under the instruments and consequently, as she described it later, her legs 'felt like mush' when the last lap rolled around.

Admittedly Decker was bushed from her two 3000's, but Wysocki had run three 800's two of them under two minutes. That Roooth should win is not unprecedented. In 1975, while representing the University of Redlands, Kleinsasser won the Bakersfield Classic 800 over Decker, 2:07.6 to 2:08.9. Again in 1978, Caldwell won the AAU 800 in 2:01.99 with Essie Kelly (Washington) second in 2:03.01 and Decker third in 2:03.08. Washington was in the 800 final here, but did not finish.

Regardless of all the talk, Wysocki has put a little spice into the distance running game not only in the US of A, but world wide. "If she

can beat her, I can beat her" will be the thinking in many a runner's brain.

Eliminated in the trials were Sue Foster, Michele Bush and Michelle Hopper. In the semi's, lost were such goodies as Linda Goen, Sue Girard, Julie Lantis, NCAA champ Claudette Groenendaal, Mary Ellen McGowan and Linda Detlefsen.

Finishing third in the final was young Diana Richburg followed by Missy Kane, Sue Addison and Darlene Beckford. Kane, as alternate, may get to run at the Games if Decker chooses to amble the 3000, which we think she will.

HEATS. Four in each heat plus next fastest four qualify for semifinals.

HEAT 1, 1-Mary Decker (AW) 4:13.70, 2-Sue Addison (AW) 4:14.13, 3-Missy Kane (adidas) 4:14.53, 4-Louise Romo (Cal) 4:14.70, 5-Suzanne Girard (Gtn) 4:16.52. Non-qualifiers, 6-Sue Foster (Nike) 4:23.85, 7-Michelle Hopper (PE) 4:25.19.

HEAT 2, 1-Kim Gallagher (PE) 4:19.52, 2-Ruth Wysocki (Brooks) 4:19.64, 3-Chris Gregorek (AW) 4:19.87, 4-Lee Arbogast (AW) 4:20.15, 5-Linda Goen (Conv) 4:20.72, 6-Linda Detlefsen (Ga) 4:22.76. Non-qualifiers, 7-Michelle Bush (Kang) 4:23.19, 8-Renee Odom (Hst Har) 4:23.35.

HEAT 3, 1-Diana Richburg (Gaz Int) 4:14.88, 2-Regina Jacobs (Stan) 4:15.92, 3-Darlene Beckford (Lib AC) 4:15.97, 4-Jill Haworth (AW) 4:15.99, 5-Claudette Groenendaal (Ore) 4:17.84, 6-Mary Ellen McGowan



(VII) 4:19.92, 7-Julie Lantis (Ill) 4:22.18, Jody Eder (Mn) did not run.

**SEMIFINALS'** Five in each heat plus next two fastest qualify for final.

**HEAT 1,** 1-Mary Decker 4:09.05, 2-Sue Addison 4:09.93, 3-Darlene Beckford 4:10.46, 4-Chris Gregorek 4:10.96, 5-Lee Arbogast 4:11.15, 6-Regina Jacobs 4:11.33. Non-qualifiers, 7-Linda Goen 4:17.22, 8-Sue Girard 4:19.11, 9-Julie Lantis 4:22.43.

**HEAT 2,** 1-Kim Gallagher 4:10.81, 2-Diana Richburg 4:11.64, 3-Ruth Wysocki 4:12.85, 4-Missy Kane 4:13.33, 5-Louise Romo 4:13.96, 6-Jill Haworth 4:14.59. Non-qualifiers, 7-Claudette Groenendaal 4:17.76, 8-Mary Ellen McGowan 4:19.37, Linda Detlesen did not finish.

**FINAL,** 1-RUTH WYSOCKI 4:00.18, 2-MARY DECKER 4:00.40, 3-DIANA RICHBURG 4:04.07, 4-MISSY KANE 4:06.91, 5-SUE ADDISON 4:06.91, 6-DARLENE BECKFORD 4:07.42, 7-LOUISE ROMO 4:09.29, 8-CHRIS GREGOREK 4:09.43, 9-KIM GALLAGHER 4:13.99, 10-REGINA JACOBS 4:22.47, 11-JILL HAWORTH 4:25.87, 12-LEE ARBOGAST 4:35.77.

### 3000 METERS

This race, contested before the 1500, was all Decker. No question. Biggest excitement came in the trials when PattiSue Plumer took a header, but got up and made the final anyway. Eliminated were Betty Springs, Becky Cotta, Maureen Cogan. No-shows included Lesley Welch.

Decker won the final by nearly seven seconds over Cindy Bremser and Joan Hansen. Francie Larrieu finished fourth and is the alternate in case Decker opts for the short race.

**HEATS.** Five in each heat plus next five fastest qualify for final.

**HEAT 1,** 1-Cindy Bremser (Wis Un) 9:01.28, 2-Jan Merrill (AGAA) 9:05.68, 3-Mary Knisley (Met Str) 9:05.85, 4-Maggie Keyes (AW) 9:08.25, 5-PattiSue Plumer (Stan) 9:10.17, 6-Kathy Hayes (Ore) 9:11.26, 7-Joan Nesbit (N Car) 9:15.91. Non-qualifiers, 8-Lynn Jennings (Un) 9:56.94, Lesley Welch (BUTC) did not run.

**HEAT 2,** 1-Mary Decker (AW) 9:07.90, 2-Francie Larrieu (NBTC) 9:08.89, 3-Joan Hansen (AW) 9:08.90, 4-Eleanor Simonsick (Un) 9:10.17, 5-Shelly Steely (FI) 9:10.26, 6-Lynn Nelson (AZ St) 9:16.01. Non-qualifiers, 7-Jody Eder (Minn) 9:20.41, 8-Becky Cotta (Pur) 9:21.54.

**HEAT 3,** 1-Cathy Branta (Wis) 9:14.69, 2-Deborah Pihl (Kan St) 9:14.80, 3-Cathie Twomey (AW) 9:14.89, 4-Brenda Webb (AW) 9:14.97, 5-Sabrina Dornhoefer (Mo) 9:15.04, 6-Betty Springs (AW) 9:15.32, 7-Maureen Cogan (Ohio St) 9:17.50. Suzanne Foster (Nike) and Jenni Stricker (Un) did not run.

**FINAL,** 1-MARY DECKER 8:34.91, 2-CINDY BREMSER 8:41.19, 3-JOAN HANSEN 8:41.43, 4-FRANCIE LARRIEU 8:49.94, 5-PATTISUE PLUMER 8:57.02, 7-MARY KNISLEY 8:58.90, 8-CATHIE TWOMEY 9:06.71, 9-MAGGIE KEYES 9:15.81, 10-SABRINA DORNHOEFER 9:15.92, 11-BRENDA WEBB 9:18.02, 12-ELEANOR SIMONSICK 9:24.68.

**HEAT 2,** 1-Kim Gallagher (E) 4:18.23, 2-Ruth Wysocki (Brooks) 4:18.43, 3-Chris Gregorek (A) 4:18.43, 4-Linda Goen (Conv) 4:18.43, 5-Linda Goen (Conv) 4:18.43, 6-Linda Goen (Conv) 4:18.43, 7-Michelle Hopper (E) 4:18.43.

### 5000 & 10000 METERS (Exhibitions)

There was a large field for the exhibition 5k and 10k runs. Since these events are not (yet) on the Olympic schedule, foreigners were in the field, but both races were won by Yanks. And both races were won by marathoners - Julie Brown in the 5000 and Joan Benoit in the 10000. The 5k was a close one with Brown winning by a narrow margin over Betty Springs



Ruth Kleinsasser Caldwell Wysocki beats Mary Decker for the third time in the Olympic Trials 1500, cutting more than 12 seconds off her lifetime best during the meet. That's an improvement of about 90 yards! Wysocki has now beaten Decker under each of her last three names. As Kleinsasser she did it in 1975, as Caldwell she did it in 1978 and as Wysocki she socked it to her in 1984. (Jeff Johnson photo).

and Shelly Steely. Benoit ambled her race some 30 seconds faster than runner-up Ishmael. As the LA Times reporter said, "Patsy Sharples from South Africa ran, and nobody booed".




Marathoner Julie Brown holds off Betty Springs to win the exhibition 5000 at the Olympic Trials. (Jeff Johnson photo).

### 5000 METERS EXHIBITION

1-Julie Brown (adidas) 15:39.50, 2-Betty Springs (AW) 15:39.72, 3-Shelly Steely (FI) 15:40.97, 4-Monica Joyce (Ireland) 15:42.03, 5-Lisa Martin (Australia) 15:43.21, 6-Katie Ishmael (Wis) 15:45.08, 7-Carol Urish (Brooks) 15:45.28, 8-Nan Doak (Hawkeye TC) 15:47.64, 9-Marty Cooksey (Kang) 16:00.01, 10-Margaret Groos (AW) 16:04.01, 11-Ellen Lyons (SMTC) 16:04.63, 12-Glenys Quick (NZ) 16:04.77, 13-Karen Campbell (Mich St) 16:13.60, 14-Carol Gleason (CP/SLO) 16:14.87, 15-Marjorie Kaput (Conv) 16:16.34, 16-Doreen Ennis (Warren Street Social & Athletic Club) 16:20.97, 17-Eryn Forbes (Ore) 16:21.86, 18-Johanna Reneke (Wis Un) 16:22.24, 19-Beth Farmer (FI) 16:31.15, 20-Kathy Pfeifer (NM) 16:38.52, 21-Maggie Lillie (W Mich) 16:47.71, 22-Linda King (Va Tech) 16:50.23, 23-Sherry Crang (Id) 16:52.77, 24-Jill Holiday (BYU) 17:01.71, 25-Christine Bergeron (CA) 26-Lisa Manriquez (CS Nor) 17:07.96, 27-Renee Wyckoff (Fresno St) 17:14.89.


### 10000 METERS EXHIBITION

1-Joan Benoit (AW) 32:07.41, 2-Katie Ishmael (Wis) 32:37.37, 3-Regina Joyce (Ireland) 32:41.78, 4-Martha Cooksey (Kang) 32:52.91, 5-Lisa Martin (Australia) 32:53.53, 6-Margaret Groos (AW) 32:55.15, 7-Carol Urish (Brooks) 33:03.16, 8-Glenys Quick (NZ) 33:04.96, 9-Ellen Lyons (SMTC) 33:06.82, 10-Debbie Eide (Nike) 33:24.33, 11-Cathy Schiro (NJ HS) 33:26.53, 12-Beth Farmer (FI) 33:52.74, 13-Kim Schnurpfeil (PE) 34:08.72, 14-Renee Wyckoff (Fresno St) 34:14.48, 15-Jenni Peters (Conv) 34:18.82, 16-Tori Neubauer (Wis/LC) 34:18.95, 17-Karen Campbell (Mich St) 34:18.98, 18-Bonnie Sons (Iowa St) 34:19.76, 19-Carol Gleason (CP/SLO) 34:48.76, 20-Pam Morris (Tiger Int) 34:53.68, 21-Pat Story (SMTC) 34:58.58, 22-Janell Neeley (BYU) 35:12.37, 23-Linda King (Va Tech) 35:25.04, 24-Patsy Sharples (South Africa) 35:40.04.



Marathoner Joan Benoit wins the exhibition 10k at the Olympic Trials by more than 30 seconds. Cathy Schiro, 11th place finisher, can be seen behind Benoit. (Jeff Johnson photo)





Here's that controversial 100m hurdle race. Going over the 9th barrier, Kim Turner is definitely in the lead, but Fitzgerald and Hightower appear to be even - and that's just about the way they finished. Even. Pictured above, 1 to r, Benita Fitzgerald (2nd), Arnita Epps (8th), Kim Turner (winner), Stephanie Hightower (4th), Patricia Davis (6th) and Linda Weekly (7th). Third placer Pam Page is not show. (Jeff Johnson photo).

#### 100m HURDLES

Everyone knows there are three 100m hurdlers in the United States. Hightower, Fitzgerald and Candy Young. There are pretenders to the throne, but those three are THE hurdlers in this country. But two of them did not make the US team.

Depth in this event is growing in our country and some pretty fair barrier artists were eliminated in the trials. Lost were Laura Lim, CeCe Chandler, Rhonda Brady, Marlene Harmon, Karen Cannon and Lillian Cole. Heat winners were Hightower (13.43), Fitzgerald (13.34), Pam Page (who? - 13.07) and Linda Weekly (12.97, 13.48). Young qualified easily one-hundredth behind Weekly.

The two semifinal heats were won by Page (13.29) with Young again in second place, by Hightower (12.94) with Fitzgerald in second (12.97) and Turner 3rd (13.01). And the stage was set for the final.

The four leaders separated themselves from the pack by the fifth barrier and flew over the last five hurdles as one. Young was out of it, but Hightower, Fitzgerald, Turner and Page ran as one. Hurdles were nicked, but not hit and the quartette hit the tape together.

It required many minutes for the judges, including the head judge from Switzerland, to sort out the finish. Turner, the hurdler who 'can't win the big ones' (according to a leading Women's track magazine), was declared the winner in 13.12. The other three all clocked 13.13, but Hightower was the fourth person out.

**HEATS.** Three from each heat plus next four fastest qualify for semifinals.

**HEAT 1, (-1.3),** 1-Stephanie Hightower (Bud) 13.43, 2-Tonya Lowe (Ky) 13.67, 3-Gayle Watkins (SCC) 13.72, 4-Jackie Washington (PE) 13.75. Non-qualifiers, 5-LaVonna Martin (Ohio HS) 13.84, 6-CeCe Chandler (CP/SLO) 13.89, 7-Laura Lim (Az) 13.91.

**HEAT 2, (+1.5),** 1-Benita Fitzgerald (adidas) 13.34, 2-Rhonda Blanford (Nb) 13.48, 3-Debbie Smith (CA) 13.51, 4-Sherifa Sanders (OK) 13.69, 5-Patricia Davis (St Aug) 13.75. Non-qualifiers, 6-Rhonda Brady (Tiger Int) 13.86, 7-Marlene Harmon (PE) 14.49.

**HEAT 3, (+1.5),** 1-Pam Page (PE) 13.07, 2-Kim Turner (UTEF) 13.10, 3-Arnita Epps (Tx Sth) 13.47, 4-Lori Smith (adidas) 13.66. Clara Hairston (Aub), Delores Gibbs (Un) and Patricia Lavallias (Hst) did not start.

**HEAT 4, (+0.50),** 1-Linda Weekly (Atoms) 13.48, 2-Candy Young (FD) 13.49, 3-Missy Jerald (WCAC) 13.73. Non-qualifiers, 4-Karen Cannon (CA) 13.98, 5-Rhonda Scott (Sth) 14.10, 6-Lillian Cole (Ms Int) 14.13, 7-Rosalind Pendergraft (Aub) 14.48.

**SEMIFINALS.** Four from each heat qualify for the final.

**HEAT 1, (-0.8),** 1-Pam Page 13.29, 2-Candy Young 13.40, 3-Linda Weekly 13.44, 4-Arnita Epps 13.56, 5-Rhonda Blanford 13.58, 6-Sherifa Sanders 13.73, 7-Jackie Washington 13.77, 8-Missy Jerald 13.95.

**HEAT 2, (+0.8),** 1-Stephanie Hightower 12.94, 2-Benita Fitzgerald 12.97, 3-Kim Turner 13.01, 4-Patricia Davis 13.45, 5-Debbie Smith 13.51, 6-Tonya Lowe 13.56, 7-Gayle Watkins 13.67, 8-Lori Smith 13.76.

**FINAL, (-0.90),** 1-KIM TURNER 13.12, 2-BENITA FITZGERALD 13.13, 3-PAM PAGE 13.13, 4-STEPHANIE HIGHTOWER 13.13, 5-CANDY YOUNG 13.26, 6-PATRICIA DAVIS 13.40, 7-LINDA WEEKLY 13.54, 8-ARNITA EPPS 13.80.

#### 400m HURDLES

Undoubtedly the most competitive event of the Trials. One NEVER knew who should be classed as the favorites or what group of individuals should be classed as the favorites.

High school record-holder Leslie Maxie from California won the first heat in 56.48. Maxie broke the prep and Junior records so many times in the past three weeks, one ceased to look on her performances as anything but routine. Other heat winners were former American record holder Lori McCauley, Sharriffea Barksdale and Judi Brown. Eliminated in the heats were such as Gayle Kellon (UCLA), Debbie Grant, Rachel Clary and Margaret Gamble.

The two semifinal heats took out Latanya Sheffield, Colleen (Williams) Cozzetto, Sybil Perry, Kathy Freeman, Patty Bradley, Lexie Beck among others. Semi winners were McCauley and Judi Brown.

In the final, McCauley ran her fastest race of the meet, 55.60, but didn't make the team. Maxie, who turned in a 55.92 in her semi did

55.60 in the final and was fifth. The winner - with a new AR - was Judi Brown in 54.93 with a surprising Angie Wright finishing second just in front of Barksdale.

**HEATS.** Three from each heat plus next four fastest qualify for semifinals.

**HEAT 1,** 1-Leslie Maxie (Cal HS) 56.48, 2-Piper Bressant (FI) 57.40, 3-Leisa Davis (Un) 57.51, 4-Syble Perry (Pur) 57.86, 5-Tonja Brown (WCAC) 59.74, 6-Gayle Kellon (UCLA) 60.25, 7-Lisa Nicholson (Un) 61.37.

**HEAT 2,** 1-Lori McCauley (adidas) 56.15, 2-Edna Brown (Atoms) 57.66, 3-Angie Wright (Bud) 57.80, 4-Evalene Hatcher (Un) 57.91, 5-Debbie Grant (Vil) 59.21, 6-Stella Edwinson (Mil Lions) 59.37, 7-Michelle Taylor (SCC) 59.48.

**HEAT 3,** 1-Sharriffea Barksdale (Tn) 56.56, 2-Patty Bradley (Vil) 56.60, 3-Robin Marks (Un) 57.36, 4-Lexie Beck (CA) 57.36, 5-Sarah Anderson (Princeton AA) 58.42, 6-Chris Crowther (FI) 58.94, 7-Shannon Vessup (Un) 59.34, 8-Margaret Gamble (Tiger Int) 62.33.

**HEAT 4,** 1-Judi Brown (Nike) 56.33, 2-Latanya Sheffield (Maccabi) 56.69, 3-Colleen Cozzetto (Moscow USA) 56.96, 4-Kathy Freeman (Sth) 57.84, 5-Susan Shreckhise (Shen Vy) 58.66, 6-Rachel Clary (Hst) 58.81, 7-Maria Shoup (Un) 60.15, 8-Sametra King (Un) 67.38.

**SEMIFINALS.** Four from each heat qualify for the final.

**HEAT 1,** 1-Lori McCauley 55.61, 2-Angela Wright 56.00, 3-Sharriffea Barksdale 56.25, 4-Piper Bressant 56.48, 5-Latanya Sheffield 56.15, 6-Colleen Cozzetto 57.15, 7-Sybil Perry 57.22, 8-Kathy Freeman 57.95.

**HEAT 2,** 1-Judi Brown 55.66, 2-Leslie Maxie 55.92, 3-Robin Marks 56.42, 4-Edna Brown 57.02, 5-Patty Bradley 57.04, 6-Lexie Beck 57.36, 7-Leisa Davis 58.49, 8-Evalene Hatcher 60.62.

**FINAL,** 1-JUDI BROWN 54.93, 2-ANGELA WRIGHT 55.33, 3-SHARRIEFFA BARKSDALE 55.58, 4-LORI MCCAULEY 55.60, 5-LESLIE MAXIE 55.66, 6-EDNA BROWN 56.78, 7-ROBIN MARKS 56.86, 8-PIPER BRESSANT 56.93.





Judi Brown on her way to a new American record in the 400m hurdles. (Jeff Johnson photo).



Winner of the high jump was Louise Ritter. (Bill Leung, Jr, photo).



Always smiling Carol Lewis captured the long jump after causing Coach Tom Tellez to suffer a seizure by fouling her first two jumps. (Jeff Johnson photo).

#### HIGH JUMP

The high jump was rather routine, although the third place by Joni Huntley, America's first six foot jumper, was a pleasant surprise.

Louise Ritter and Pam Spencer grabbed first and second ahead of Huntley and the three left a field of sad ones behind. Fourteen jumpers cleared at least 6'0 to advance into the final, but only seven could clear that height when it counted.

**QUALIFYING.** The following 14 qualified for the final.

1-(tie) Mary Moore (Wash St), Joni Huntley (PCC) and Pam Spencer (PE) 6'1¼, 4-Lisa Bernhagen (Id HS) 6'1¼, 5-Sue McNeal (CP/SLO) 6'1¼, 6-Katrena Johnson (Az) 6'1¼, 7-Frances Calcutt (Un) 6'1¼, 8-Cindy Greiner (AW) 6'0, 9-(tie) Louise Ritter (PCC) and Phyllis Blunston (adidas) 6'0, 11-Jolanda Jones (Tx HS) 6'0, 12-Shelly Fehrman (CSLB) 6'0, 13-Debra Larsen (Un) 6'0, 14-Tonya Alston (UCLA) 6'0.

**FINAL, 1-LOUISE RITTER 6'3½, 2-PAM SPENCER 6'2¼, 3-JONI HUNTLEY 6'2¼, 4-KATRENA JOHNSON 6'1¼, 5-MARY MOORE 6'1¼, 6-PHYLLIS BLUNSTON 6'1¼, 7-LISA BERNHAGEN 6'0, 8-(tie) SHELLY FEHRMAN and DEBRA LARSEN 5'10¾, 10-CINDY GREINER 5'10¾, 11-(tie) FRANCES CALCUTT and SUE MCNEAL 5'10¾, 13-TONYA ALSTON 5'10¾, 14-JOLANDA JONES 5'9¾.**

#### LONG JUMP

The long jump was almost routine. The winner, to no one's surprise, was Carol Lewis with Angela Thacker (21'6¼) and Jackie Joyner (21'10) making the team.

There were 13 jumpers in the prelims who could not leap near their season bests and so said farewell to the Olympics. Chief among the non-qualifiers was Georgia's Kathy Rankin (21'9) who could only muster 18'0½ and Howard's Teresa Allen (21'2½) who landed just 17'9¼ from the board on this day. And so it went.

Lewis fouled her first two jumps but came through on her last chance with a mighty leap of 22'4½ to make the final round.

Three 'old timers' occupied 4-5-6 places with Judi Anderson (still the American record holder) 4th, Donna Thomas fifth and Olympian Kathy McMillan sixth.

The following qualified for the final:

1-Carol Lewis (SMTC) 22'4½, 2-Angela Thacker (Nb) 21'4¼, 3-Donna Thomas (Un) 20'8½, 4-(tie) Wendy Brown (Cal HS), Jackie Joyner (WCAC) and Gwen Loud (Hawaii) 20'8, 7-Carla Seldon (Angelo St) 20'7¾, 8-Kathy McMillan (CA) 20'7, 9-Jodi Anderson (PE) 20'6¼, 10-Sabrina Williams (USC) 20'5, 11-Meley Smith (Wash) 20'3¾, 12-Janet Yarbrough (Un) 20'3½.

Non-qualifiers, 13-Sheila Nix (UNLV) 20'2¼, 14-Shiri Milton (Wash) 20'1¾, 15-Sabrina Douglas (St Aug) 20'1, 16-Brenda Bailey (Howard) 20'1, 17-Marlene Harmon (PE) 19'11¾, 18-Veronica Bell (SCC) 19'10¾, 19-Pat Johnson (Un) 19'10½, 20-Anna Van (Az St) 19'8¾, 21-Evalene Hatcher (Un) 19'6½, 22-Claire Connor (NJ HS) 19'2, 23-Deidre Jackson (PV) 18'11½, 24-Kathy Rankins (Ga) 18'0½, 25-Teresa Allen (Howard) 17'9¼.

**FINAL, 1-CAROL LEWIS 22'7¼, 2-JACKIE JOYNER 21'10, 3-ANGELA THACKER 21'6¼, 4-JODI ANDERSON 21'2½, 5-DONNA THOMAS 20'10¾, 6-KATHY McMILLAN 20'9¼, 7-WENDY BROWN 20'5¼, 8-JANET YARBROUGH 20'3¾, 9-GWEN LOUD 20'2¼, 10-SABRINA WILLIAMS 19'10¾, 11-CARLA SELDON 19'9¾, 12-MELEY SMITH 19'9¾.**

#### SHOT PUT

As in the long jump, some athletes had trouble in the prelims. Sharon Hamilton, with a mark of over 54 feet this season, could only muster strength enough to throw 44'10¾. She was not alone, however, for there were others in the same boat.

Lorna Griffin led the qualifying round with 57'3 but could only get 56'1¼ in the final - still good enough for the win. Carol Cady, 7th in the prelims, downed old foe Ramona Pagel by one-quarter of an inch to grab second (55'7¾ to 55'7½). Regina Cavanaugh, who was third in the prelims with 55'9¾ slipped only a tick to 55'3¾ - but it kept her off the team.

#### SHOT PUT

The following qualified for the final:

1-Lorna Griffin (AW) 57'3, 2-Ramona Pagel (SDi) 55'11¾, 3-Regina Cavanaugh (PE) 55'9¾, 4-Natalie Kaaiawahia (Az St) 54'5¼, 5-Peggy Pollock (CA) 53'7, 6-Elaine Sobansky (Penn St) 53'5½, 7-Carol Cady (Stan) 52'4½, 8-Sandy Burke (Taunton TC) 51'5¼, 9-Bonnie Dasse (CA) 50'8½, 10-Denise Wood (adidas) 50'7¼, 11-Marcia Mecklenberg (Bobcat TC) 49'2½, 12-Annette Bohach (Bud) 48'7½.

Non-qualifiers. 13-Nini Davis (PAL) 48'2½, 14-Teresa Williford (LSU) 47'8, 15-Diana Clements (adidas) 46'9, 16-Sharon Hamilton (RRTC) 44'10¾.

**FINAL, 1-LORNA GRIFFIN 56'1¼, 2-CAROL CADY 55'7¾, 3-RAMONA PAGEL 55'7½, 4-REGINA CAVANAUGH 55'3¾, 5-NATALIE KAAIAWAHIA 55'1, 6-ELAINE SOBANSKY 53'3½, 7-SANDY BURKE 52'10¾, 8-BONNIE DASSE 51'6½, 9-DENISE WOOD 51'2¼, 10-MARCIA MECKLENBERG 51'1½, 11-PEGGY POLLOCK 50'10, ANNETTE BOHACH did not compete.**

#### DISCUS THROW

The Los Angeles Coliseum is not kind to discus throwers. Something about the wind that befuddles these throwers. And so marks were not as high as expected in this final competition, but the battle was there.

American record-holder Leslie Deniz led the qualifying round followed by the expected two-some of Carol Cady and Lorna Griffin. That was to be the team.

It didn't work out that way, however, as San Diego's Laura DeSnoo popped one out for 190'7 and second place in the final with Lorna Griffin grabbing third. That left Carol Cady out in the cold.

Again there were surprises in the qualifying round. Kathy Picknell, with a mark of 194'3 this year was eliminated throwing some 30 feet less.





Lorna Griffin keeps improving. At the trials she won the shot and finished second in the disc. (Bill Leung, Jr, photo).



Leslie Deniz captured the discus. (Jeff Johnson photo).



Karin Smith, here showing off her sprinting technique, won the javelin as expected. (Jeff Johnson photo).

#### DISCUS THROW

The following qualified for the final:

1-Leslie Deniz (Un) 198'7, 2-Carol Cady (Stan) 193'6, 3-Lorna Griffin (AW) 187'9, 4-Laura DeSnoo (SDI) 183'8, 5-Pia Iacovo (Al) 180'7, 6-Penny Neer (Un) 179'7, 7-Gale Zaphiropoulos (WC) 179'7, 8-Ramona Pagel (SDI) 179'3, 9-Natalie Kaaiawahia (Az St) 176'1, 10-Lynne Anderson (Minn) 174'10, 11-Julie Hansen (PE) 171'3, 12-Quenna Beasley (Bud) 167'1.

Non-qualifiers, 13-Julie Jones (BYU) 164'4, 14-Kathy Picknell (Ore Int) 164'2, 15-Denise Wood (adidas) 161'2, 16-Becky Fettig (Minn) 157'3, 17-Karen Nickerson (Stan) 156'4, 19-Victoria Gay (Tx Sth) 152'7, 20-Diane Os-walt (CS Hay) 147'6.

FINAL, 1-LESLIE DENIZ 202'7, 2-LAURA DeSNOO 190'7, 3-LORNA GRIFFIN 188'2, 4-CAROL CADY 187'2, 5-PIA IACOVO 178'9, 6-LYNN ANDERSON 177'11, 7-GALE ZAPHIROPOULAS 177'3, 8-JULIE HANSEN 176'2, 9-PENNY NEER 172'7, 11-QUENNA BEASLEY 170'5, 12-NATALIE KAAIAWAHIA 168'11.

#### JAVELIN THROW

Karin Smith vs Kathy Schmidt was the top billing, but Schmidt will have to watch the Games from the stands. Smith won with Lynda (Hughes) Sutfin second and old timer Cathy Sulinski third, just a flick ahead of Kate.

The javelin also is not kind to the athletes in the Coliseum. Smith threw 203'8 in the trials and 200'9 in the final. No one else was beyond the 200 foot mark. Chief losses were 1980 Olympian Mary Osborne and veteran Celeste Wilkinson.

The following qualified for the final:

1-Karin Smith (AW) 203'8, 2-Lynda Sutfin (Un) 190'11, 3-Kate Schmidt (PE) 185'11, 4-Kathy Calo (Un) 181'9, 5-Patty Kearney (Ore Int) 174'10, 6-Cathy Sulinski (Mil Lions) 173'11, 7-Susie Ray (WCAC) 172'4, 8-Debbie Williams (CA) 170'5, 9-Pam Passera (Tn) 169'10, 10-Lorna Martinson (Un) 168'0, 11-Roz-lynn Rouse (PE) 166'11, 12-Myliissa Coleman (Idaho) 164'6.

Non-qualifiers, 13-Lori Mercer (Fl) 164'3, 14-Barbara Moro (Bud) 163'0, 15-Deanna Carr (PE) 162'9, 16-Celeste Wilkinson (Un) 160'3, 17-Mary Osborne (Stan) 159'6, 18-Michelle Olivera (Cal HS) 159'4, 19-Joanne Davis (UCSB) 155'9, 20-Loreena Anderson (Minn) 154'1, 21-Liz Mueller (CA) 149'11, 22-Julia Solo (Penn HS).

FINAL, 1-KARIN SMITH 200'9, 2-LYNDA SUTFIN 190'7, 3-CATHY SULINSKI 182'6, 4-KATE SCHMIDT 179'1, 5-KATHERINE CALO 178'9, 6-PATTY KEARNEY 177'11, 7-DEBBIE WILLIAMS 175'8, 8-LORI MERCER 167'9, 9-LORNA MARTINSON 164'2, 10-MYLISSA COLEMAN 164'0, 11-SUSIE RAY 161'3, 12-PAM PASSERA 158'2.

#### HEPTATHLON

The first rule to teach a prospective heptathlete is ALWAYS jump the opening height in the high jump. THEN you can sit and wait for your height as long as you want, but at least you have scored. Jane Frederick forgot that most basic of basic rules. She waited until the bar was at 5'7 $\frac{1}{2}$  and missed three times. Kaput. Goodbye. So long to years and years and years of work.

The rest of the field went on full speed with Jackie Joyner winning the title with 6250 (or was it) points. Some say Joyner was given about 35 points too many.

Jodi Anderson, returning just in time, was second and Cindy Greiner edged friend Patsy Walker for the third spot.

NOW Debbie Clark comes through. Her performance at the NCAA meet was pitiful, but in Los Angeles she did well in all events save the hurdles. The NCAA finishers, (Tarr-Chester-Spenst-Hatfield-Hanlon-Clark), certainly was turned around here. UCLA's Tonya Alston, 13th at Eugene, was the top collegian at the Trials. Alston was followed by Clark, Chester, Tarr, Hanlon and Hatfield. Spenst did not compete.

(See complete results next page)

#### KALEIDOSCOPE (Continued)

Ingrid Kristiansen, our pick to win the Olympic marathon, set a new world record for 5000 meters recently at 14:58.89, first woman under fifteen minutes....And Sabrina Busch, Maria Koch, Gesine Walther and Dagmar Rubsam of the DDR AVERAGED 48.98 when they set a world record of 3:15.92 for the 4x400.... The NCAA has announced it will score ONLY eight places at the National Championships in 1985. This is better than scoring 12 places as is now the case, but we still point out the biggest and most important track meet in the world announces only three places. The NCAA will also go back to a four-day meet instead of the longie used in 1983 and 1984 with the heptathlon and decathlon being incorporated into the regular events schedule. The University of Indiana will host the 1986 outdoor championships and Syracuse the 1985 indoor meet. The 1984 cross country meet will be at the University of Pennsylvania. For Division II, the outdoor meet in 1985 will be at Cal State Los Angeles, North Dakota State will host the indoor meet and Mississippi the cross country. Division III will have its outdoor meet at Denison University while Bates College will host the indoor shindig.

Jim Cerveny, interim coach at San Diego State, has signed on as regular, full-time women's coach. San Diego, with Ramona Pagel and Laura DeSnoo, had more members on the 1984 Olympic team than any other school.... Manhattan College will begin women's track and cross country with the start of school. Dan Sullivan is the coach. First athlete is Laura Craven who is transferring from Arizona.... Prep ace Chris Curtain is headed for Stanford.

Seems there is always controversy around. Now it's in Canada. The Canadian Olympians who went to US schools want their school coach to coach them up to the Games. But the question is - should Canada pay American coaches for coaching Canadian athletes who are preparing for these Games? Would the TAC select a Canadian coach to their American team?



## HEPTATHLON

Name & Place	100H	HJ	SP	200	First Day	LJ	JT	800	Score
1-Jackie Joyner (WCAC)	13.61	6' 0	42'10 1/4	23.77	(1) 3718	22' 4 1/2	148'11	2:13.41	6250
2-Jodi Anderson (PE)	13.52	5'10 1/4	43'11 3/4	24.49	(2) 3656	20'10 1/2	159'2	2:13.20	6413
3-Cindy Greiner (AW)	13.94	5'10 1/4	44' 2 1/2	24.46	(3) 3607	19' 9 3/4	138' 8	2:13.03	6204
4-Patsy Walker (Un)	13.81	5' 7 1/4	46' 0 3/4	24.68	(4) 3551	20' 4 1/2	130' 9	2:12.57	6153
5-Joan Russell (CA)	14.76	5' 9 3/4	41' 6	25.75	(11) 3319	18' 6 3/4	127' 0	2:08.55	5841
6-Marlene Harmon (PE)	14.07	5' 8 1/2	38' 3 1/2	25.20	(7) 3358	19' 8 3/4	122'11	2:17.19	5818
7-Debbie Larsen (Un)	15.43	5'10 1/4	43' 0 1/2	25.15	(8) 3353	18' 9 1/4	136' 6	2:18.55	5796
8-Kerry Bell (CA)	14.96	6' 0	45'10 1/2	26.42	(6) 3378	18'10 3/4	121' 6	2:23.31	5698
9-Mary Harrington (Un)	13.95	5' 7 1/4	38' 6 3/4	25.24	(9) 3346	18' 6	114'11	2:16.84	5688
10-Tonya Alston (UCLA)	14.44	6' 0	45' 1 1/2	25.80	(5) 3474	18' 7 1/2	112' 4	2:35.32	5597
11-Susan Brownell (Outreach)	14.73	5' 6	38' 4 3/4	26.14	(16) 3144	19' 5 1/2	117' 5	2:15.90	5577
12-Debbie Clark (Nb)	15.11	5' 8 1/2	43' 2 1/2	25.62	(12) 3293	16' 3 1/2	146'10	2:23.71	5441
13-Myrtle Chester (Tn)	14.13	5' 7 1/4	33' 1 3/4	25.56	(13) 3189	18' 9 1/2	102' 8	2:13.07	5538
14-Sheila Tarr (UNLV)	14.21	5' 5	45' 7 3/4	25.92	(10) 3327	17' 9	139' 9	2:35.13	5523
15-Janet Nicolls (CP/P)	15.92	5' 8 1/2	39' 2 1/2	26.65	(19) 3054	17' 1	152' 1	2:16.29	5480
16-Kathy Hanlon (Army)	14.55	5' 5	40' 7 3/4	26.34	(14) 3162	17' 3 1/2	155' 4	2:41.21	5336
17-Carrie McLaughlin (Un)	14.71	5' 7 1/4	37' 1 3/4	26.06	(15) 3159	17' 0	132' 2	2:52.86	5243
18-Juanita Alston (Un)	15.70	5' 6	38' 5 1/2	27.18	(20) 2924	18' 7 1/4	101' 3	2:17.10	5198
19-Sharon Hatfield (USC)	15.33	5' 6	35' 8	25.77	(18) 3056	16'11 1/2	120' 8	2:30.95	?????
Lana Zimmerman (Un)	15.14	5' 6	33' 9	24.90	(17) 3113	18' 2	101' 0	xxxxxx	
Jane Frederick (AW)	13.81	xxxx	xxxxxx	xxxxxx	xxxxxxxx	xxxxxx	xxxxxx	xxxxxx	xxxx

# TAC CHAMPIONSHIPS

With the NCAA Championships decided and the Olympic Trials coming up, the TAC Championships was not supposed to be much in 1984. But, if the quantity was missing the quality was certainly present and some very fine performances were turned in.

High schooler Leslie Maxie, still only a junior, set a new World Junior record and a new American record during the 400 hurdles. Maxie lost the AR to Judi Brown, but what a future for Ms Maxie - and the USA in this event.

Valerie Brisco, running in the outside lane, set a new American Record in the 400 and became the first American woman to get under the magical 50 second mark. Her time of 49.83 bettered Chandra Cheeseborough's short-lived AR of 50.52.

The only individual to defend her TAC title was javelinist Karin Smith.

There were three double winners, two of them non-citizens. Merlene Ottey won the two dashes, Kim Gallagher had PR.s to win both the 800 and 1500 and Ria Stalman captured the shot and discus, setting a new Dutch records in both events.

Still only 19, (she turned 20 two days later), Kim Gallagher surprised everyone by winning the 800/1500 double, both with new personal bests. And she did it the hard way by taking the 800 in 1:59.87 less than 45 minutes after winning the 1500 in 4:08.08.

There is no argument that Iowa State's Bonnie Sons was the loneliest long distance runner ever. No one else showed up for the 10000 and Sons obliged the fans by soloing the distance in a not-so-bad 35:03.36 workout.

100 (-0.06), 1-Merlene Ottey (Un) 11.12 (11.07hw), 2-Alice Brown (WCAC) 11.14 (11.07hw), 3-Diane Williams (PE) 11.42 (11.32 hw), 4-Wendy Vereen (NJ HS) 11.54 (11.40h), 5-Monica Taylor (Phoenix CC) 11.77 6-Jennifer Inniss (Un) 11.79 (11.54sw), 7-Sandra Howard (PE) 11.80 (11.66sw), 8-Vivien McKenzie (Iowa) 11.83 (11.77sw).

200 (+0.58), 1-Merlene Ottey (Un) 22.20, 2-Grace Jackson (Atoms) 22.33, 3-Pam Marshall (CA) 22.67 (22.59sw), 4-Diane Williams (PE) 23.08, 5-Lori Smith (adidas) 23.14, 6-Merry Johnson (Met Str) 23.34 (23.20sw), 7-Lisa Hopkins (PE) 23.38, 8-Donna Dennis (Wash) 23.45.

400, 1-Valerie Brisco (WCAC) 49.83, 2-Lillie Leatherwood (AI) 51.45, 3-Florence Griffith (WCAC) 51.56, 4-Diane Dixon (Atoms) 51.95 (51.85s), 5-Charmaine Crooks (UTEP) 52.51 (51.97s), 6-Denean Howard (CSLA) 52.73 (52.58s), 7-Robbin Bell (Conv) 52.96,



Kim Gallagher was the star of the TAC Championships winning the 800 and 1500 with PR.s in both events. (Bill Leung, Jr, photo).

8-Gail Emmanuel (PAL) 53.1. Ashford ran 51.08 heat and withdrew.

800, 1-Kim Gallagher (PE) 1:59.87, 2-Ruth Wysocki (Brooks) 2:01.54, 3-Doriane Lambelet (AW) 2:05.68, 4-Radiou Guess (CF) 2:05.74 (2:05.22s), 5-Florence Walker (GATC) 2:06.62, 6-Revah Knight (PAL) 2:09.89 (2:07.13s), 7-Kerri Zaleski (CA) 2:12.8 (2:07.37s), Diana Richburd was disqualified (2:03.84s).

1500, 1-Kim Gallagher (PE) 4:08.08, 2-Franice Larrieu (NBTC) 4:09.74, 3-Cindy Bremser (Wis Un) 4:09.94, 4-Cathy Branta (Wis) 4:11.72, 5-Mary Knisley (MS) 4:12.00, 7-Jill Haworth (AW) 4:14.78, 8-Louise Romo (Cal) 4:15.2, 9-Maggie Keyes (AW) 4:15.9, 10-Mary Rapp (AIA) 4:19.4 (4:18.82h), 11-Linda Goen (Conv) 4:24.2 (4:18.87h).

3000, 1-Jan Merrill (AGAA) 9:01.31, 2-Shelly Steely (Fl) 9:07.56, 3-Suzanne Girard (Gtn) 9:17.22, 4-Paula Renzi (Penn St)

5-Margaret Wynne (Yale) 9:23.97, 6-Avrii McClung (BYU) 9:25.03, 7-Monica Joyce (Conv) 9:25.87, 8-Sheila Ralston (Un) 9:35.90, 9-Sara Schumacher (Ill St) 9:42.5, 10-Lynn Jennings (Lib AC) 9:45.4, 11-Johanna Reneke (WU) 9:46.7, 12-Carolyn Forde (Md) 9:47.7, 13-Karen Campbell (Mich St) 9:49.2, 14-Jill Holliday (BYU) 9:50.2, 15-Patsy Norman (UTEP) 9:52.2.

5000, 1-Katie Ishmael (Wis) 16:07.5, 2-Nan Doak (Hawkeye TC) 16:08.4, 3-Glynis Quick (MS) 16:11.5, 4-Marty Cooksey (Roos) 16:14.8, 5-Carol Gleason (CP/SLO) 16:43.4, 6-Peggy Grundman (Mn) 16:43.8, 7-Beth Farmer (Fl) 16:50.8 (fell), 8-Linda King (JS) 16:51.7, 9-Michelle Hallett (Bos C) 16:59.7, 10-Kathy Priefer (NM) 17:11.3. Pat Story (SMTC), Eleanor Simonsick (MC) and Roxanne Bier (SJC) did not finish.

100H (+0.56), 1-Stephanie Hightower (Bud) 12.99, 2-Benita Fitzgerald (adidas) 13.12, 3-Candy Young (FD) 13.14, 4-Kim Turner (UT EP) 13.17, 5-Pam Page (PE) 13.33 (13.01hw), 6-Deby Smith (CA) 13.56, 7-Linda Weekly (Atoms) 13.73 (13.52s), 8-Gayle Watkins (SCC) 13.85 (13.64s).

400H, 1-Judi Brown (Nike) 54.99, 2-Leslie Maxie (Cal HS) 55.20, 3-Angie Wright (Bud) 56.24, 4-Colleen Cozzetto (MUSA) 57.41, 5-Sandra Farmer (CSLA) 57.54, 6-Sybil Perry (Purdue) 57.57, 7-Lori McCauley (adidas) 58.89 (57.39s), 8-Sametra King (Sub Chi) 59.35 (58.59s).

10000 Walk, 1-Debbie Lawrence (Roos) 51:00.3, 2-Esther Lopez (SCRR) 51:16.1, 3-Susan Liers-Westerfield (Isl TC) 53:19.8.

4x100, 1-Hawkeye TC (McKenzie-E.Jones-Calhoun, D.Taylor) 45.04, 2-Atoms TC 45.07, 3-Puma/Energizer 47.70, 4-Muzik International 47.70.

4x440, 1-Puma/Energizer (S.Howard 52.6-D.Howard 52.4-J.Griffith 52.3-R.Campbell 53.6) 3:30.83, 2-PAL 3:32.36, 3-Puma/Energizer 'B' 3:37.81, 4-Southern Cal Cheetahs 3:42.10, 5-Muzik International 3:42.83.

4x880, 1-LA Mercuresses (Ward 2:10.4-Hacche 2:11.6-Palmer 2:19.0-Cumbess 2:09.2) 8:50.15, 2-Metroplex Striders 8:50.23, 3-San Jose Cindergals 9:20.39.

Sp Med, 1-Atoms TC (Dixon-Nelson-Jackson-E.Brown 53.5) 1:40.69, 2-Muzik International 1:46.57.

HJ, 1-Pam Spencer (PE) 6'4, 2-Louise Ritter (PCC) 6'2 3/4, 3-Katrena Johnson (Nike) 6'1 1/2, 4-(tie) Frances Calcutt (Ohio TC) and Joni Huntley (PCC) 6'0 1/2, 6-Lisa Bernhagen (PE) 6'0 1/2, 7-Sue McNeal (CP/SLO) 6'0 1/2, 8-(tie) Jan Chesbro (Conv) and Carina Westover (Ore St) 5'10 1/4, 10-Phyllis Blunston (adidas) 5'10 1/4, 11-Shelly Ferhman (CSLB) 5'10 1/4, 12-(tie) Jackie Joyner (WCAC) and Brigitte



Reid (Canada) 5'9 1/4, 14-(tie) Mary Mol (Hawk TC) and Mary Moore (adidas) 5'9 1/4. Non-qualifiers were Wendy Brown (Cal HS), Wendy Markham (Bud) and Ann Bair (Md).



Surprise winner of the long jump was the Bahamas' Shonell Ferguson. (Jeff Johnson photo).

LJ, 1-Shonell Ferguson (Un) 22'0 1/4, 2-Jodi Anderson (PE) 21'6 1/4, 3-Jackie Joyner (WCAC) 21'4 1/4, 4-Sabrina Douglas (St Aug) 21'1 1/4, 5-Meely Smith (Wash) 21'0, 6-Sabrina Williams (USC) 20'9 1/4, 7-Jennifer Inniss (Un) 20'7, 8-Pat Johnson (Un) 20'5, 9-Shiri Milton (PE) 20'4 1/2, 10-Veronica Bell (SCC) 20'3 3/4, 12-Donna Thomas (Un) 20'0 1/2, 12-Anita Boone (Gaz) 18'0 1/2. Non-qualifiers, Marlene Harmon (PE), Kathy McMillan (CA), Shiela Nicks (UN LV).

SP, 1-Ria Stalman (adidas) 59'1 1/2, 2-Lorna Griffin (AW) 58'3 1/4, 3-Regina Cavanaugh (PE) 55'1, 4-Elaine Sobansky (Penn St) 53'1 3/4, 5-Peggy Pollock (CA) 52'6, 6-Sandy Burke (A-brax) 52'0 1/2, 7-Neni Davis (PAL) 51'2 1/4, 8-Sharen Hamilton (Un) 50'11 1/2, 9-Annette Bohach (Bud) 49'5 1/2, 10-Diana Clements (Un) 48'11, 11-Jacque Norton (Un) 48'8 1/4, 12-Julie Marrazzo (In) 48'7 1/4, 13-Karen Nitsch (Wis) 46'10 3/4.

DT, 1-Ria Stalman (adidas) 221'9, 2-Carol Cady (Stan) 206'3, 3-Kathy Picknell (Ore Int) 194'2, 4-Julie Hansen (PE) 182'6, 5-Lynne Anderson (Mn) 177'5, 6-Francine Kaylor (Un) 176'0, 7-Gale Zaphiropoulos (WCAC) 173'6, 8-Karen Nickerson (Stan) 169'2, 9-Jeri Daniels (SVTC) 167'0, 10-Wendy Robinson (Un) 153'8, 11-Penny Neer (WMT) 153'8, 12-Jacque Norton (Un) 148'3, 13-Quenna Beasley (Bud) 138'0. Non-qualifier, Laura DeSnoo (SDI) 153'7.

JT, 1-Karin Smith (AW) 198'11 (199'10q), 2-Lynda Sutfin (Un) 191'11, 3-Kate Schmidt (PE) 186'6, 4-Susie Ray (WC) 184'4 (186'1q), 5-Debbie Williams (CA) 177'3, 6-Kathy Calo (Un) 177'3, 7-Celeste Wilkinson (Un) 172'5, 8-Barb Moro (Bud) 168'4, 9-Donna O'Carroll (PAL) 165'10, 10-Deena Bernstein (CA) 161'7, Cathy Sulinski and Mary Osborne did not qualify for final throws. In qualifying round, Patty Kearney (Ore Int) 161'6, Roz Rouse (PE) 158'1 and Lori Mercer 143'8 did not qualify.

## PRE-OLYMPIC MEETS

Action is 'hotting up' as the saying goes, as the Games get closer. Biggest newsmaker in the Pre-Olympic Meets has been the Netherlands' Ria Stalman. Stalman became the best in the world for '84 when she threw the disc 233'8 at Mt. SAC on the 14th. Stalman had a fantastic series at 228'9-218'7-218'9-215'3-233'8-223'9. Half of her throws were better than her previous PR.

Also at Mt. SAC and still in the throwing department, Lorna Griffin upped her shot PR to 59'7 and became the USA's Number Two on the All Time list.

Also at Mt. SAC and still in the throwing department, Lorna Griffin tallied two PR's as she tossed the shot 59'7 and the disc

Also at Mt. SAC, Lorna Griffin scored a PR in the shot at 59'7 and a close disc mark at 206'0. Griffin had four throws in the disc beyond 202'0. Of course everyone knows Mt. SAC is disc throwers Paradise, but for Stalman and Griffin it was a beautiful day.

At Berkeley, July 14, Stephanie Hightower downed both Kim Turner and Pam Page to get some satisfaction from her fourth place finish at the Trials. Hightower rambled 13.08 to 13.33 for Turner and only 13.41 for Page. Page came back the following day at Mt. SAC to win the barriers in a legal 13.16.

Merlene Ottey whipped a super field to win the 100 in a hand-timed 11.1. All Ottey did was down Valerie Brisco, Florence Griffith, England's Beverly Kinch, Diane Williams and Australia's Debbie Wells.

Ruth Wysocki of The Trials fame, won a good 800 in 2:00.29 whipping Robin Campbell (2:00.55) and Cynthia Warner (2:01.66) among others. USA 800 running is really picking up!

Francie Larrieu showed she can still ramble when she won the 1500 over Joan Hansen and Ireland's Monica Joyce in 4:07.6.

Australia's Gael (Mulhall) Martin had a good double at Berkeley winning the shot at 64'9 1/4 and the disc with a toss of 199'4 and Cathy Sulinski, after throwing the javelin for umpteen years, got past the magical 200 foot mark and became the USA's Number Five of all time with a throw of 200'5.

In a meet at London on July 12, Zola Budd set a new world record for the 2000 meters at 5:33.50, a record which means very little since the distance is rarely run. Budd did not have things entirely her own way as Britain Chirs Boxer finished a close second in 5:33.85. Budd, as usual, ran barefoot and said she will decide whether or not to wear shoes at the Olympics after looking at the track in LA.

Kathy Cook had a good 50.74 win in the 400 and Fatima Whitbread beat teammate Teresa Sanderson 222'11 to 222'8 in the javelin.

### LONDON, July 13

100, 1-Oakes (GB) 11.68, 2-Baptiste (GB) 11.84, 3-Callender (GB) 11.87.

400, 1-Cook (GB) 50.74, 2-Hoyte-Smith (GB) 52.91, 3-Lawton (GB) 53.13.

800, 1-Baker (GB) 2:02.41, 2-Bailey (GB) 2:02.62, 3-Groenendaal (USA) 2:02.85.

2000, 1-Budd (GB) 5:33.50, 2-Boxer (GB) 5:22.85, 3-Benning (GB) 5:37.00, 4-Twomey (USA) 5:42.9, 5-Morleye (GB) 5:43.24, 6-PS Plumer (USA) 5:44.48, 7-Keys (USA) 5:44.64.

HJ, 1-Bykova (SU) 6'2 3/4, 2-Elliott (GB) 6'2 1/4, 3-Marti (GB) 6'0 1/4.

JT, 1-Whitbread (GB) 222'11, 2-Sanderson (GB) 222'8, 3-Todorova (Bul) 203'6.

### BERKELEY, July 14

100, 1-Ottey (Jam) 11.1, 2-Brisco (USA) 11.2, 3-Griffith (USA) 11.2, 4-Kinch (GB) 11.2, 5-Williams (USA) 11.3, 6-Peterson (USA) 11.3, 7-Wells (Aus) 11.9.

200, 1-Wells (Aus) 23:40w, 2-Judi Brown (USA) 23.64w, 3-L.Johnson (USA) 23.94w.

400, 1-Grace Jackson (Jam) 53.84, 2-L.Johnson (USA) 54.69, 3-Hacche (USA) 56.05.

800, 1-Wysocki (USA) 2:00.29, 2-R.Campbell (USA) 2:00.55, 3-Warner (USA) 2:01.66, 4-Kane (USA) 2:05.94.



Great Britain's Kathy Cook, with a lifetime best of 22.13 and a 50.74 400 mark this year is a threat for medal honors at the Olympics.

1500, 1-Larrieu (USA) 4:07.6, 2-J.Hansen (USA) 4:08.4, 3-Monica Joyce (Ire) 4:13.3, 4-Romo (USA) 4:13.4, 5-Rodgers (NZ) 4:13.5.

100H, 1-Hightower (USA) 13.08, 2-Turner (USA) 13.33, 3-Page (USA) 13.41, 4-Nunn (Aus) 13.43, 5-Greiner (USA) 13.7.

400H, 1-Sheffield (USA) 56.53, 2-Farmer (Jam) 56.68, 3-Flintoff (Aus) 56.8, 4-Grime (NZ) 58.3.

4x100, 1-USA 'B' (Cheeseborough-Washington-Clette-Givens) 42.88, 2-USA 'A' 42.98, 3-Jamaica 44.30, 4-LA Mercurettes 47.27, 5-Puma-Energizer 47.27.

4x400, 1-USA 'A' (Belle-Brisco-Leatherwood-Dixon) 3:25.99, 2-USA 'B' nt, 3-Jamaica 3:27.41.

HJ, 1-Ritter (USA) 6'3 1/4, 2-Spencer (USA) 6'2 3/4, 3-K.Johnson (USA) 6'1, 4-W.Brown (USA) 6'1, 5-Blunston (USA) 5'11, 6-Moore (USA) 5'11, 7-Gisladdottir (Ice) 5'11.

LJ, 1-Nunn (Aus) 20'10 1/2, 2-McMillan (USA) 20'6 1/4, 3-Scott (Jam) 19'10 3/4, 4-Wendy Brown (USA) 19'10 3/4.

SP, 1-Martin (Aus) 64'9 1/4, 2-Cavanaugh (USA) 54'5 1/2, 3-Cady (USA) 53'6 1/4, 4-Joyner (USA) 43'9 1/4.

DT, 1-Martin (Aus) 199'4, 2-Cady (USA) 196'9, no third.

JT, 1-Sulinski (USA) 200'5, 2-Sutfin (USA) 191'2, 3-Rivers (Aus) 168'11, 4-Gronfeldt (Ice) 161'9.

### VILLANOVA, July 13

800, 1-Richburg (USA) 2:01.96, 2-Lamelet (USA) 2:04.78, 3-Bradley (USA) 2:06.85, 4-Evans (USA) 2:10.93.

1-Mile, 1-Kniesley (USA) 4:37.5, 2-Purolo (Canada) 4:40.1, 3-McGowan (USA) 4:40.5.

400H, 1-McCauley (USA) 56.0, 2-Barksdale (USA) 56.9, 3-Perry (USA) 58.2, 4-Blackman (Barbados) 60.4, 5-Woods (USA) 61.9.

### MT. SAC, July 15

100 (+1.05), 1-Inniss (Guyana) 11.26, 2-Burke (Jam) 11.48, 3-Belle (USA) 11.48, 4-De la Vega (Phil) 11.77, 5-Suk (S Kor) 11.90, 6-Jitnusson (Thai) 11.97.

200 (+1.55), 1-Belle (USA) 23.28, 2-Burke (Jam) 23.39, 3-De la Vega (Phil) 24.27, 4-He Myung Mo (SKor) 24.97.





Gael (Mulhall) Martin of Australia had a good double in the Pre-Olympic Meet at Berkeley with marks of 64'9 1/4 in the shot and 199'4 in the discus.

#### Mt. SAC (Continued)

800, 1-Monday (USA) 2:05.15, 2-Lai (Tai) 2:06.71, 3-Monica Joyce (Ire) 2:06.98, 4-Gongora (Arg) 2:07.59, 5-Russell (USA) 2:08.5, 6-Prieur (Monaco) 2:11.0.

100H (+1.75), 1-Page (USA) 13.16, 2-Washington (USA) 13.34, 3-Hunter (Jam) 13.54, 4-Walker (USA) 13.61, 5-Capotosto (Arg) 13.74, 6-Harrington (USA) 13.7, 7-Felton (USA) 14.3.

400H, 1-O.Brown (Jam) 58.58, 2-Grimes (NZ) 58.67, 3-Lai (Tai) 58.96, 4-Taylor (USA) 61.76, 5-De la Cruz (Phil) 63.8.

HJ, 1-K.Johnson (USA) 6'0 3/4, 2-Arignon (Arg) 6'0 3/4, 3-Alston (USA) 5'10 3/4, 4-(tie) Tsal (Tai) and Montes (Mex) 5'8 3/4.

SP, 1-Griffin (USA) 59'7, 2-Pagel (USA) 54'1 1/2, 3-Cavanaugh (USA) 53'10 1/4, 4-Kaaiwahia (USA) 53'3, 5-Walker (USA) 44'1 1/2.

DT, 1-Stalman (Ned) 233'8, 2-Griffin (USA) 206'0, 3-Kaalawahia (USA) 175'1, 4-Lewis (Jam) 165'9, 5-DeSnoo (USA) 148'10.

#### USA ALL TIME TOP TEN TO 15 JULY 1984

##### 100 METERS

10.79	Evelyn Ashford	83
10.94	Diane Williams	83
11.06	Florence Griffith	83
11.08	Wyomia Tyus	68
11.08	Brenda Morehead	76
11.08	Alice Brown	83
11.11	Barbara Ferrell	68
11.11	Jackie Washington	83
11.13	Chandra Cheeseborough	76
11.15	Jeanette Bolden	84

##### 200 METERS

21.83	Evelyn Ashford	79
21.99	Chandra Cheeseborough	83
22.16	Valerie Brisco	84
22.23	Florence Griffith	83
22.31	Randy Givens	83
22.38	Brenda Morehead	81
22.41	Alice Brown	83
22.67	Pam Marshall	84
22.78	Karen Hawkins	80
22.81	Pam Jiles	75
22.81	Brenda Clifette	84

##### 400 METERS

49.28	Chandra Cheeseborough	84
49.79	Valerie Brisco	84
50.19	Lillie Leatherwood	84
50.40	Sherri Howard	84
50.62	Rosalyn Bryant	76
50.87	Denean Howard	82
50.90	Sheila Ingram	76
50.94	Florence Griffith	83
50.99	Easter Gabriel	83
51.08	Evelyn Ashford	84

##### 800 METERS

1:57.60	Mary Decker	83
1:58.04	Madeline Manning	76
1:58.50	Kim Gallagher	84
1:59.00	Robin Campbell	83
1:59.34	Ruth Wysocki	84
1:59.63	Leann Warren	81
1:59.91	Wendy Knudson	76
2:00.15	Cyndy Poor	76
2:00.22	Francie Larrieu	76
2:00.28	Claudette Groenendaal	84

##### 1500 METERS

3:57.12	Mary Decker	83
4:00.18	Ruth Wysocki	84
4:02.61	Jan Merrill	76
4:04.07	Diana Richburg	84
4:05.09	Francie Larrieu	79
4:05.76	Cindy Bremser	82
4:05.88	Leann Warren	82
4:06.54*	Julie Brown	79
4:06.83	Cyndy Poor	76
4:06.91	Missy Kane	84
4:06.91	Sue Addison	84

##### 3000 METERS

8:29.71	Mary Decker	82
8:41.19	Cindy Bremser	84
8:41.43	Joan Hansen	84
8:42.74*	Jan Merrill	78
8:48.09	Brenda Webb	83
8:49.94	Cathy Branta	84
8:49.96	Maggie Keyes	83
8:50.79	Kathy Hayes	83
8:50.85	Francie Larrieu	84
8:53.94	Joan Benoit	83

##### 5000 METERS

15:08.26	Mary Decker	82
15:22.76	Brenda Webb	84
15:29.14*	PattiSue Plumer	84
15:30.50	Cathy Twomey	84
15:30.74	Jan Merrill	80
15:33.44	Betty Springs	83
15:33.50	Maggie Keyes	82
15:33.51	Kathy Hayes	83
15:35.64*	Kathy Mills	78
15:36.11	Francie Larrieu	83

##### 10000 METERS

31:35.44*	Mary Decker	82
32:07.41	Joan Benoit	84
32:37.37	Katie Ishmael	84
32:43.81	Kathy Hayes	84
32:49.24*	Beth Farmer	83
32:52.64*	Mary Shea	79
32:52.91	Marty Cooksey	84
32:54.19	Joan Nesbit	84
32:55.15	Margaret Groos	84
32:58.74*	Eleanor Simonsick	83

##### 100m HURDLES

12.79	Stephanie Hightower	82
12.84	Benita Fitzgerald	83
12.86	Deby LaPlante	79
12.89	Candy Young	82
12.95	Kim Turner	83
13.00	Pam Page	83
13.14	Patty Van Wolvelaere	78
13.18	Jackie Washington	81
13.25	Jane Frederick	78
13.28	Rhonda Scott	84

##### 400m HURDLES

54.93	Judi Brown	84
55.20	Leslie Maxie	84
55.33	Angie Wright	84
55.58	Sharrieffa Barksdale	84
55.60	Lori McCauley	84
56.02	LaTanya Sheffield	84
56.16	Esther Mahr	80
56.26	Patty Bradley	84
56.28	Tammy Etienne	82
56.38	Sandy Myers	81

##### HIGH JUMP

6'7	Louise Ritter	83
6'6 3/4	Coleen Sommer	82
6'5 1/2	Pam Spencer	81
6'3 1/2	Phyllis Blunston	82
6'2 3/4	Joni Huntley	75
6'2 3/4	Lisa Bernhagen	83
6'2 1/4	Paula Girven	81
6'2 1/4	Kym Carter	82
6'2 1/4	Wendy Brown	84
6'2	Mary Moore	81
6'2	Sue McNeal	82
6'2	Ann Bair	83
6'2	Jane Frederick	84
6'2	Latrise Johnson	84

##### LONG JUMP

22'11 1/2	Jodi Anderson	80
22'10 1/2	Carol Lewis	83
22' 4 1/4	Angela Thacker	84
22' 4 1/4	Jackie Joyner	84
22' 3	Kathy McMillan	76
22' 2 1/2	Evalene Hatcher	84
21' 9 1/2	Gwen Loud	83
21' 7 1/2	Sherron Walker	76
21' 7 1/4	Martha Watson	73
21' 6 1/4	Jane Frederick	78
21' 6 1/4	Pat Johnson	80

##### SHOT PUT

62' 7 3/4	Maren Seidler	79
58' 8 3/4	Lorna Griffin	84
58' 3 3/4	Ramona Pagel	84
57' 0 3/4	Peggy Pollock	83
56'11	Carol Cady	84
56' 8 1/2	Denise Wood	83
56' 8	Ann Turbyne	80
56' 1	Regina Cavanaugh	83
56' 2 1/2	Bonnie Dasse	84
55' 1	Natalie Kaaiawahia	84

##### DISCUS THROW

213'11	Leslie Deniz	84
208' 0	Lorna Griffin	84
207' 8	Carol Cady	83
196' 4	Laura DeSnoo	84
194' 3	Kathy Picknell	84
192' 5	Penny Neer	84
192' 1	Pia Iacovo	83
189' 6	Lynne Winbigler	72
189' 4	Denise Wood	83
189' 0	Olga Connolly	72

##### JAVELIN THROW

227' 5	Kate Schmidt	77
212' 6	Karin Smith	80
207'11	Sherry Calvert	78
202' 3	Lynda Hughes	82
198' 8	Barbara Fredrich	87
196' 3	Renae Bair	67
196' 1	Cathy Sulinski	76
195' 0	Dana Olson	86
192' 5	Lynn Cannon	77
191' 2	Deanna Carr	83

##### HEPTATHLON

6520	Jackie Joyner	84
6458	Jane Frederick	82
6413	Jodi Anderson	84
6266w	Marlene Harmon	83
6204	Cindy Greiner	84
6153	Patsy Walker	84
5856	Debra Larsen	84
5856	Sheila Tarr	84
5841	Joan Russell	84
5839	Nancy Kindig	81

Who grabs the most places on the All Time List? That's easy. It's Mary Decker whose name appears on five of the lists. And to top it off, her name appears as Number One on all five events - 800, 1500, 3000, 5000 and 10000.

Francie Larrieu and Jane Frederick each have their name engraved on four lists. Larrieu picks off the 800, 1500, 3000 and 5000 while Frederick has her name on the lists of the 100 hurdles, high jump, long jump and heptathlon.


Jan Merrill (1500, 3000, 5000), Evelyn Ashford, Florence Griffith and Chandra Cheeseborough (all 100-200-400) occupy three lists.

Oldest mark on the Top Ten can be found in the javelin where Barbara Fredrich and Ranae Bair are still listed. Wyomia Tyus and Barbara Ferrell still make the Top Ten in the 100 from the year 1968.



**Dolphin** We've been with you from the start

Serving the athletic community for 25 years.  
It is no surprise that today the serious runner  
naturally turns to Dolphin, the authentic runningwear.



**DOLFIN**  
P.O. BOX 98  
SHILLINGTON, PA 19607

Photographed in the Kline Life/Sports Learning Center Dickinson College, Carlisle, PA



WOMEN'S

## TRACK & FIELD WORLD

- RESULTS
- FEATURES
- STATISTICS
- TECHNIQUE
- PHOTOS

AND MUCH, MUCH MORE

- THE ONLY PUBLICATION IN THE WORLD DEVOTED EXCLUSIVELY TO WOMEN'S TRACK & FIELD.

- PUBLISHED MONTHLY

TO: WTFW  
P.O. BOX 850  
CEDAR GLEN  
CA 92321

REGULAR  
SUBSCRIPTION \$14.

PLEASE RUSH ME A ONE-YEAR SUBSCRIPTION AT \$14. SAVE \$4 OFF NEWSSTAND PRICE.

NAME \_\_\_\_\_

ADDRESS \_\_\_\_\_

CITY \_\_\_\_\_

STATE \_\_\_\_\_ ZIP \_\_\_\_\_

TO: WTFW  
P.O. BOX 850  
CEDAR GLEN  
CA 92321

ATHLETE'S  
SUBSCRIPTION \$12.

PLEASE RUSH ME A ONE-YEAR SUBSCRIPTION AT \$12. I AM A MEMBER OF THE FOLLOWING SCHOOL OR CLUB TEAM:

TEAM \_\_\_\_\_

NAME \_\_\_\_\_


ADDRESS \_\_\_\_\_

CITY \_\_\_\_\_

STATE \_\_\_\_\_ ZIP \_\_\_\_\_



**NIKE**  
Beaverton, Oregon



**CONCEDE NOTHING.**



*The Contrail*