

WOMEN'S TRACK & FIELD WORLD

Vol. 16, No. 1

January 1983

\$1.50



LESLEY WELCH
NCAA & TAC
CROSS COUNTRY
CHAMPION

The Only Publication in the World Devoted Exclusively to Women's Track & Field

REEL OFF

We apologize for the delay you might have experienced in receiving your December issue of WTFW. As you know by now, we moved. That meant not only did "we" move, but we had to find a new printer, a new binder, a new mailing service and on and on. Then we had to notify more than 1500 Sports Information Directors of our new address. And all of our correspondents. You know that slowed down the incoming mail and information. Jack Welch's column never did find us, for example. To top it all, we forgot to include the ittie-bittie statement that we have "second Class Mailing applied for" - and so the Post Office wouldn't mail the magazine after all else had been cleared up. However, all has now been taken care of and we are once again in a routine which SHOULD find your magazine being mailed on or about the 15th of each month. Watch for it.

Editor & Publisher

Vince Reel

HIGH SCHOOL EDITOR - Rich Ede (714) 624-1484
ROAD RUNNING EDITOR - Jack Welch (503) 641-6453
ADVERTISING DIRECTOR - Jane Stary (714) 624-5955

PHOTOGRAPHERS: Jeff Johnson, Cindy Collins, Bill Leung, Jr., Tony Duffy (England), Mike Bailey (Canada), Gladys Chai (Malaysia), Dodie Bump.

CORRESPONDENTS: South America - Gerardo Bonhoff; Austria - Erich Kemper; Australia - Bernie Cecins; Belgium - Nic Lemmons; Canada - Lyle Sanderson, Ted Radcliffe; Denmark - Palle Lassen; Czechoslovakia - Alfred Janecky, Milan Skocovsky; Finland - Torsten Lindquist; France - Andre Alberty; Africa - Yves Pinaud; East Germany - Ernst Elert, Wolfgang Gitter; West Germany - Heinz Cavalier, Max Heilrath, Fritz Steinmetz; Asia - Rolf Von Der Laage; Greece - Matthew Artavans; England - Andrew Huxtable, Mel Watman; Holland - J. Koumens; Hungary - Gabriel Szabo; Iceland - Oren Eidson; Israel - Abraham Green; Italy - Luigi Mengoni, Roberto Quercretani; Japan - Atsushi Hoshino, Wakaki Maeda; Malaysia - Gurbaksh Singh Kler; Philippines - Sy Yinchow; Puerto Rico - Fernando Rodil; Norway - Erik Aarset, Einar Otto Oren; Rumania - Nicolae Marasescu; South Africa - Gert Le Roux; Spain - Alfonso Posada Sanchez, Jose Corominos; Sweden - Owe Froberg; Turkey - Turhan Coker; USSR - Anatoli Kashcheyev, Ilya Lokshin, Vladimir Otkalenko; West Indies - Richard Ashenheim; Yugoslavia - Leo Lang; USA - Lester B. Hansen and 1423 SID's.

"Women's Track & Field World" (second class mail pending) is published monthly for \$14 per year by S. F. Vincent Reel, PO Box 371, Claremont, California 91711. Mailing address for contributions and subscriptions is PO Box 850, Cedar Glen, California 92321.

Cover photo of Lesley Welch by Victor G. Sailer.

They're having a bit of a brouhaha in the Philippines. And it could only happen in that part of the world. Seems their new Track Queen, Lydia De Vega, a beautiful 17-year-old with talent, won such acclaim with her track performances that they made a movie of her life entitled "Madalyang Ginto" (the "Gold Medal"). The athletic population wants Lydia to confine her activities to track. The movie world wants her to confine her activities to the cinema and have booked her into another film after she returns from the Asian Games in India, (she won the sprints at the Games). Lydia has sped the 200 in 23.54, a swift mark for the Far East, and covered one lap in 54. Here's the latest news story recently printed in the "Singapore Times" and forwarded by Asian correspondent Chee Swee Lee, under the headline "Lydia Will Not Quit Promising Film Career":



Philippine star LYDIA de VEGA with President Marcos after she set a PI record of 23.54 for 200m.

Filipina track queen Lydia de Vega said she had no intention of putting aside a promising career as a film star, but would choose athletics (track) if forced to make a choice.

Lydia has just completed her first movie based on her athletic career, and has another lined up after she competes in the Asian Games in New Delhi.

"I am happy and like the attention I receive from both fields," said the 17-year-old student. "Athletics, however, is my first love, and I will definitely choose it over acting if forced to make a choice," she said.

Lydia, who is now studying physical education at Manila's Far Eastern University, said yesterday that she had a taxing schedule, dividing her time between track, school and the camera.

A special arrangement by Philippines National Olympic Council president Michael Keon allows Lydia to attend school only three times a week and spend another three at the film set. Sunday is a full day of rest.

She also puts in two hours of training every day, except Sunday, under the watchful eyes of her coach and father, Fransisco de Vega."

As I understand it, pappa has said his little girl is going to reap the benefits of her athletic talent and is NOT going to get out of the films. And in that part of the world what pappa says usually goes. How fortunate for Lydia and pappa that they live in the Far East. 23.54 and 54 seconds wouldn't get you much notice in most places, but the Asian World is a different World. I wish them both luck. They'll need it when reality hits.

Gonna speak my mind once again about reporters covering women's athletics, not just track and field. For some unknown reason, females are referred to as "Miss" in their reports. Males are never listed as "Mr". Only the lady athletes must bear this cross. A good example was the report in the New York Times of the TAC Championships. Their lead was about "Pat Porter surprised a world class field of more than 500 runners and easily captured the TAC cross country championships". From then on, the winner is referred to as "Porter".

Two paragraphs later the story says "Lesley Welch of the University of Virginia..blah, blah". Thereafter the women's winner is ALWAYS referred to as "Miss Welch" and the title "Miss" is tacked onto all others mentioned in the story. For example:

"Miss Welch went out to the lead almost immediately in the women's race, opening with a 4:55 first mile and leaving Miss Merrill, Miss Brown Margaret Groos and Joan Benoit. Miss Merrill ended up holding off a late charge from Miss Brown for the runner-up spot."

Athletics West "led by Porter" took the men's title, but Virginia, "led by Miss Welch" was the women's winner.

Something must have influenced that reporter as a small lad. Maybe he thinks he is being nice to the ladies.

How silly can you get? If we can call Notre Dame the "Irish", why can't we call Stanford the "Indians"? Are Redskins thinkskins? Albion College is called the "Britons" and the Queen didn't seem to mind. Alma College is the Scots and they are still bagpiping. Bethany College is the "Swedes", Lebanon Valley the "Flying Dutchmen" and they are not insulted.

Why the Indians? And why just Stanford. If the Indians are REALLY concerned they should get after Arkansas State, Adams State, Bryant College, Dallas Baptist, George Williams College, Johnson State, Junia College, McMurray College, Montclair State, Newberry College, Siena College, Wisconsin/La Crosse, Yakima Valley College, McCook CC, Muscatine College, San Bernardino Valley College, Chipola JC, Lake Michigan College - they're ALL called "Indians". And Catawba, Paduchah and Northeast Louisiana are all called "Lady Indians". How come the Tribes don't get after them? Or was it the silly student body of Stanford that didn't want to cause another uprising and changed the name?

Run with Avon

fun-fitness-competition



**WHETHER YOU RUN FOR FUN, FITNESS OR COMPETITION—
In Paris, New York, Tokyo or Manila, The Avon International
Running Circuit welcomes you. For entries write:**

Avon Running—New York
NY Road Runners Club
P.O. Box 881—FDR Station
New York, NY 10150
October 2, 1982
Half Marathon (13.1 Miles)

Avon Running—Chicago
3855 North Bell
Chicago, Ill 60618
October 10, 1982
20 Kilometer (12.4 Miles)

NEW LOCATION
Avon Running—Madison
Peter Tegen
4003 Hammersley Ave
Madison, Wisc 53705
October 31, 1982
10 Kilometer (6.2 Miles)

Avon Running—Phoenix
8131 East Buena Terra Way
Scottsdale, Ariz 85253
November 21, 1982
15 Kilometer (9.3 Miles)
TAC National Championship

Avon Running—Deerfield Beach
c/o Deer Creek Country Club
2801 Deer Creek Country Club Blvd.
Deerfield Beach, Fla 33441
December 18, 1982
10 Kilometer (6.2 Miles)

For Information on our upcoming races in Texas, Washington,
Georgia, Missouri, California or our International Schedule write:
Avon International Running Circuit
9 West 57 Street
New York, NY 10019

VIRGINIA WINS NCAA

(Our thanks to Susan Williams of the University of Indiana Sports Information Office for portions of the following story.)

Bloomington, Indiana, November 22: "Through wind and rain and sleet and hail, nothing can stop the United States mail" - or the University of Virginia cross country team. Running on a soggy, muddy, hilly, puddly course, powerful University of Virginia - minus two of its best performers - made it look easy in their showdown meeting against Stanford and Oregon Universities.

Led by sophomore Lesley Welch, who won the event by 26 seconds over Washington's internationalist Regina Joyce, the Cavaliers added 4-9-13-21 places for their winning tally of 48 points. Lisa Welch and Aileen O'Connor, both injured, were unable to take part, but Jill Haworth finished 4th, Dana Slater was 9th, and Marissa Schmitt and Martha White finished the scoring.

Stanford, expected to challenge for the title, lost all possible chances when Kim Schnurpfeil suffered a stress fracture during the running of the race. Schnurpfeil, the NCAA and TAC 10k champion last year, managed to finish the run on sheer guts in 35th position, but the Cardinals were doomed. Ceci Hopp finished third and Allison Wiley was 8th, but the Tribe dropped off after that.

Oregon likewise was not as sharp as expected. Eryn Forbes was their first finisher in 15th place and Kathy Hayes was next in 39th. Usual steady performers Rosa Gutierrez, Kim Roth and Lisa Martin finished below par. Still the Ducks were third in the standings.

Surprise of the competition was the Harvard Crimson who finished fourth. Except for Kate Wiley (8th) and Jenny Stricker (22nd), the Harvard team is not exactly composed of household names. But the Cambridge crew nipped Clemson by four points, 167-171, for fourth place.

Welch was probably the lone runner to finish with a uniform as clean as when the gun fired for she went to the front at once and had a convincing lead by the one-kilometer mark as the field trailed far behind, picking up the spattered mud en route.

While only scattered sprinkles fell occasionally throughout the race, rain had soaked Bloomington during the two previous days leaving the hilly course muddy and even more challenging than usual. Welch took it all in stride, plunging through the mid-50's temperature toward her impressive win. "I loved it," said the Peabody, Massachusetts, native of the IU course's hills and sharp turns. "It was a hard course, especially with the mud, but it was fun. Even running through the puddles was fun."

Once the chase began, Welch never doubted she would breeze in for a win. "I was very surprised that I got away so fast. I really didn't expect the rest to let me take the lead so early and the thought did cross my mind that I might have gone out too fast," Lesley admitted. "But I really knew I hadn't because I felt so good."



Virginia Coach Martin Smith proudly poses with his University of Virginia team which scored an unprecedented double winning both the NCAA and TAC cross country titles within a week. (Victor Sailer photo).

Her coach, Martin Smith, would have been comforted had her thoughts been known to him. "When she reached the first kilometer mark in 3:12, I was just sure she had taken it out too quickly," he said at an awards ceremony later in the day. "I was wrong, thank goodness! She actually seemed to gain strength from the course as she went along."

Teammate Martha White was also singled out for praise by Smith. "She really inspired the team by going out with Lesley. Our other runners could look up and see Virginia running 1-2 and know we were sticking in and going to win. Martha faded toward the end and finished 21st, but that's not as important as her being up there all that time for the others to see."

Virginia was a pre-race favorite for the team title, but the Cavaliers themselves gave the edge to Stanford. "They and Oregon both have very strong teams, and we came here without two of our strongest runners," remarked Smith referring to the absence of Aileen O'Connor and Lisa Welch. O'Connor, who placed third last year and Welch, Lesley's twin who finished fifth to her sister's eighth, have both been struggling with injuries this season. "So," the coach continued, "we came here intending to run our best, enjoy the meet and have fun with it."

Indeed they did.

When Lisa Welch was unable to compete, it didn't eliminate the "sister" races which took place. Canadian's Kate and Allison Wiley (Harvard and Stanford), finished 9th and 10th while senior Pattisue Plumer (Stanford) put her freshman sister Polly (UCLA) in her place 44th to 54th.

Look ahead to the 1983 nationals and we find 21 of the first 25 finishers will be back. Only Haworth and Slater (both Virginia), Eryn Forbes (Oregon) and Jill Molen (Utah) will by long gone from the top 25.

RESULTS: 1-Lesley Welch (Va) 16:39.7, 2-Regina Joyce (Wa) 17:07, 3-Ceci Hopp (St) 17:10, 4-Jill Haworth (Va) 17:12.0, 5-Margaret Davis (Ia St) 17:12.0, 6-Wendy Van Mierlo (Ill St) 17:13, 7-Kathy Hadler (Tn) 17:14,



The surprise team of the NCAA meet was Harvard University. The Crimson, led by Canada's Kate Wiley, finished fourth in the scoring behind Virginia, Stanford and Oregon. (Victor Sailer photo).

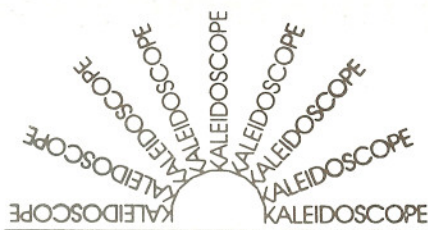
NCAA (continued)

8-Kate Wiley (Harvard) 17:16, 9-Allison Wiley (St) 17:20, 10-Nan Doak (Iowa) 17:21, 11-Beth Farmer (Fl) 17:22, 12-Dana Slater (Va) 17:23, 13-Rebecca Cotta (Purdue) 17:25, 14-Gillian Morton (Yale) 17:26.1, 15-Eryn Forbes (Ore) 17:26.8, 16-Stephanie Weikert (Clemson) 17:26.8, 17-Suzanne Youngberg (Ia St) 17:28, 18-Marisa Schmitt (Va) 17:30, 19-Sabrina Dornhoefer (Mo) 17:31.1, 20-Cathy Branta (Wis) 17:31.1, 21-Carey May (BYU) 17:32.1, 22-Jenny Stricker (Harvard) 17:32.9, 23-Connie Robinson (NC St) 17:33, 14-Jill Molen (Utah) 17:34, 15-Lisa Larsen (Mich) 17:35, 26-Margaret Wynne (Yale) 17:36, 27-Regina Jacobs (St) 17:38.3, 28-Doreen Startare (Penn St) 17:38.9, 29-Martha White (Va) 17:40, 30-Rose Thomson (Wis) 17:40, 31-Heather Carmichael (Penn St) 17:43, 32-Sandra Cullinane (NC St) 17:44, 33-Melanie Weaver (Mich) 17:45, 34-Judith Shepherd (Clemson) 17:46, 35-Kim Schnurpfel (St) 17:48, 36-Katie Ishmael (Wis) 17:49.2, 37-Joan Nesbit (NC) 17:49.6, 38-Debie Pihl (Kan St) 17:50, 39-Kathy Hayes (Ore) 17:51.3, 40-Patsy Sharples (Idaho) 17:51.8, 41-Kim Roth (Ore) 17:52, 42-Sue Shroeder (Mich) 17:53, 43-Mary Wright (Va) 17:55, 44-Patti Sue Plumer (St) 17:56.4, 45-Sabrina Peters (Az St) 17:56.5, 46-Jan Yerkes (Vil) 17:56.9, 47-Liz Hjalmarsson (Drake) 17:58, 48-Rosa Gutierrez (Ore) 17:59, 49-Lynn Jennings (Princeton) 18:01, 50-Tori Newbauer (Wis/LaCrosse) 18:02, 51-Barbara Ludovise (Kan St) 18:04.2, 52-Kimberly Sharpe (NC St) 18:04.6, 53-Lois Brommer (Harvard) 18:04.9, 54-Polly Plumer (UCLA) 18:05.8, 55-Lynne Strauss (NC St) 18:05.8, 56-Natalie Updegrove (Penn St) 18:05.9, 57-Kerry Robinson (Clemson) 18:06.5, 58-Judy Ruff (Princeton) 18:06.5, 59-Tina Krebs (Clemson) 18:10, 60-Andrea Everett (Wy) 18:12.4, 61-Janell Neeley (BYU) 18:12.6, 62-Lori Nelson (Tx) 18:12.9, 63-Susan Baxter (Tn) 18:13.4, 64-Paula Renzi (Penn St) 18:13.5, 65-Jennifer Briscoe (Clemson) 18:15, 66-Lisa Martin (Ore) 18:16...69-Susan Gregg (Wa) 18:25, 70-Tracy Wong (Tx) 18:25.5, 71-Cindy Duarte (Clemson) 18:25.7, 72-Catherine Hunter (Ia St) 18:26...75-Anne Locke (St) 18:27...90-Lisa Larsen (BYU) 18:44...95-Ellen Lyons (St) 18:48...101-Claudette Groenendaal (Ore) 19:02...103-Sandra Gregg (Wa) 19:10, 104-Jo White (Richmond) 19:13...118-Joetta Clark (Tn) 19:42.

SCORES

1-Virginia	48	(1-4-9-13-21)
2-Stanford	91	(3-8-19-27-34)
3-Oregon	155	(10-30-31-35-49)
4-Harvard	167	(7-16-39-50-55)
5-Clemson	171	(11-26-42-44-48)
6-Penn State	193	(20-23-41-47-62)
7-NC State	195	(17-24-38-40-76)
8-Michigan	202	(18-25-32-63-64)
Iowa State	202	(5-12-53-65-67)
10-BYU	244	(15-45-57-58-69)
11-Tennessee	262	(6-46-61-66-83)
12-Kansas St	270	(29-37-54-70-80)
13-Washington	278	(2-51-59-81-85)
14-Princeton	348	(36-43-82-88-99)
15-Arkansas	424	(60-84-90-92-98)

Number of finishers - 132



"The Barbados Connection" was responsible for South Carolina State winning the AIAW Division II National championships last June. The school has eight athletes from the tiny island on its team....Carol Brown, a member of the Adelphi cross country team, won the 5k racewalking title at the First Annual Long Island Racewalking Festival....More than 8000 entries are expected to plod the pre-Olympic marathon in Los Angeles almost exactly one year before the Games - over almost the same course as planned for the Olympics. August 2, 1983 at 8A.M....In spite of several warnings about what he's getting into, photographer Bill Leung, Jr., will marry hurdler/long jumper Sandy Meyer soon....And Margaret Groos is now Margaret Lane, Kathy Mills is Kathy Parker....Wisconsin's Cathy Branta comes from Slinger....Houston has added to its roster for 1983 with 6'2 1/4 high jumper Kym Carter and sprinter de luxe Maxine Underwood....

Couple more drug takers have been caught. Anna Wlodarczyk (5th in the long jump) and Bulgaria's Elena Stoyanova (4th in the shot) were culprits at the European Championships. This is Stoyanova's second black mark. She was also caught at the 1978 European Championships....Western Michigan lost two good ones to injuries before the xc season was finished. Kayla Skelly (hip and back problems) and Maggie Lillie (stress fracture) had to call it quits....Northwestern track and cross country coach Don Amidei has resigned. Amidei was at NW for 14 years....Michelle Tani-Anderson became Sonoma State's first-ever representative in national cross country championships....

Remember the Kettering Striders? Remember their coach, Steve Price? Steve has just been named National Distance Coach in Bahrain. Ever been to Bahrain, Steve?....New leader in the "All-Time All-Around Thrower contest is Texas' Dana Olson, first person with a combined total over 400 feet....Names I Like won't be boring you this month except for Lily Lusty of Wheaton. We did, however, pick up a few names from some Far East meets and we love them: O Yong Ran of North Korea, Saik Oik Cum of Malaysia, Nwe Nwe Aya from Burma, Angel Mary Joseph from India, Hong Yong from China and Vanippa Yeepracha of Thailand. 'Nuff.

Check the List of Indoor Records in this issue and you will find two individuals whose name appears on all four lists - World, American, Collegiate and High School. The two are Jeanette Bolden and Mary Decker....Iowa State loses only Ann Novak from this year's cross country team. The Cyclones were much better than expected this year, so watch out for them in 1983....Speaking of returnees, Virginia loses only Martha White (29th) and Jill Haworth (4th)

The Coach Says

CURTISS LONG (Western Kentucky): "The women have done an outstanding job this season. Every meet was a new experience, and I have faith in the talent of these young ladies. Next year, they'll be able to come back understanding what they have faced and be able to compete against teams they have read about."

PHIL DELAVAN (Texas): "I've been coaching 25 years, and you can always find a different way to lose a meet."

STEVE MILLER (Kansas State): "We've had a good season and are close to fulfilling all of the goals we set. It will be difficult for us to finish in the top 10 at nationals, but we have a legitimate shot at it."

ROGER KERR (Arizona State): "Our team became the dominant team in the state of Arizona."

STEVE BAKER (Oklahoma State): "We have nothing to be ashamed of this year. The girls did an outstanding job. We're recruiting two New Zealand runners and we will be much more competitive next year. Now we just need to maintain the momentum we started in cross country and continue it in track and get out of the cellar during track season."

LYNN SMITH (James Madison): "Our district is probably the strongest in the country, and I'm very, very proud of our eighth place finish."

RON RENKO (Iowa State): "We are so young and inexperienced that it would be easy to be awed by the largeness of the (national) field and the quality of the runners there. There will be so many athletes with similar ability. The front runners are used to going out and being on their own but they have to get used to running in a crowd at nationals. I don't think our group is intimidated."

FRED WILT (Purdue): "Becky Cotta is improving with every race, and it's only a matter of confidence before she emerges as one of the nation's best runners."

PETE TEGEN (Wisconsin): "We started maybe a little too shy in the beginning (at the NCAA's). I wanted them to go out faster. Nevertheless, all of Wisconsin's runners improved their times considerably."

KALEIDOSCOPE

from this year's winning team. And remember Lisa Welch and Aileen O'Connor did not run. Latest word is that O'Connor has ended her competition for Virginia and will not run for the Cavaliers outdoors or return for the 1983 cross country season.

TAC CHAMPIONSHIPS

East Rutherford, New Jersey, November 28: Just as she had done less than a week earlier at the NCAA Championships, Virginia sophomore Lesley Welch hied herself off at a fast pace to immediately take the lead in the 1982 TAC Cross Country Championships. And she never looked back, passing the first mile in 4:55 and winning by 18 seconds over veteran Jan Merrill. Welch also led her University of Virginia crew to the team title, an unprecedented double of NCAA and TAC championships.

Once other runners came to the finish line, it was like sale day at Bloomingdale's. Merrill clocked 16:10 as did Julie Brown in third place. Two seconds later came Joan Benoit in 16:12 followed by Margaret Groos, Betty Springs and Brenda Webb, all in 16:13. Midde Hamrin was finished in a second later and Kathy Hadler 9th in 16:18. The top six US runners qualify for the IAAF World Championships to be held in March.

The course contained some very sharp turns, some man-made "hills" and some hurdles made of bales of hay, none of which bothered Welch.

The Junior title went to Kimberly Ryan, a 17-year-old from New Paltz High School in New Jersey and Falmouth-Perrier TC took the team honors.



Junior TAC winner KIMBERLY RYAN. (Victor Sailer photo).



Winner LESLEY WELCH shows she needs a little work on the "low hurdles" at the TAC Championships. (Victor Sailer photo).

Scores: 1-University of Virginia (1-11-12-13-38) 75, 2-Athletics West (4-7-21-28-29) 89, 3-Team Kangaroos 169, 4-Wolftrack Club 205, 5-University of Iowa 231. Number of finishers - 143.

JUNIOR WOMEN RESULTS: 1-Kimberly Ryan (NPHS) 17:50, 2-Katie Dunsmuir (SanMon) 17:50, 3-Gina Procaccio (Fl) 17:51, 4-Eileen Ellig (FalPer) 17:53, 5-Stacey Zartler (Metro) 17:55, 6-Holly Murray (NC) 17:55, 7-Michele Eitapence (FalPer) 17:58, 8-Tricia Cullinane (FalPer) 18:12, 9-Katie Toner (FalPer) 18:16, 10-Sarah Munro (Rut) 18:20, 11-Toby Warren (FalPer) 18:27, 12-Leslie Wrixon (Gateway TC) 18:36, 13-Sue Spencer (FalPer) 18:41, 14-Maureen O'Connor (GRHS) 18:42, 15-Gladees Prieur (SanMon) 18:48



NCAA INDOOR STANDARDS

Minimum qualifying standards for the 1983 NCAA Indoor Track Championships have been approved.

The meet will be held March 11/12 in the Silverdome, Pontiac, Michigan.

The Committee not only approved the standards listed here, it also agreed to limit the field to 20 athletes per event, except that 24 may be allowed in the 60 dash and hurdles. The number of relay teams will be limited to 12.

The Games Committee was also authorized to add or delete competitors to reach the specified number of entries per event.

The qualifying standards are:

Event	FAT	MT
60y	7.02	6.8
55m	7.02	6.8
60m	7.62	7.4
400m	55.72	55.6
440y	56.02	55.9
600y	1:23.64	1:23.5
600m	1:34.64	1:34.5
800m	2:12.14	2:13.0
880y	2:13.14	2:14.0
1000y	2:33.24	2:33.1
1000m	2:47.44	2:47.3
1500m	4:30.14	4:30.0
Mile	4:50.14	4:50.0
3000m	9:39.74	9:39.6
2 Mile	10:24.74	10:24.6
60yH	8.04	7.8
60mH	8.74	8.5
4x400m	3:48.14	3:48.0
4x440y	3:49.34	3:49.2
4x800m	8:57.84	8:57.7
4x880y	9:00.84	9:00.7
LJ	5.92	19' 5
HJ	1.78	5' 10
SP	15.34	50' 4
Pent	3786	3826

RESULTS: 1-Lesley Welch (Va) 15:52, 2-Jan Merrill (AGAA) 16:10, 3-Julie Brown (LATIC) 16:10, 4-Joan Benoit (AW) 16:12, 5-Margaret Groos (AW) 16:13, 6-Betty Springs (NC) 16:13, 7-Brenda Webb (AW) 16:13, 8-Midde Hamrin (HH) 16:14, 9-Kathy Hadler (Tn) 16:18, 10-Nan Doak (Ia) 16:23, 11-Martha White (Va) 16:25, 12-Jill Haworth (Va) 16:29, 13-Dana Slater (Va) 16:30, 14-Ellen Harb (Col) 16:33, 15-Suzanne Girard (MCRT) 16:34, 16-Andrea Fischer (Kangaroos) 16:34, 17-Monica Joyce (Vit) 16:34, 18-Liz Hjalmarsson (Kang) 16:34, 19-Amy Harper (CP/SLO) 16:37, 20-Beth Farmer (Fl) 16:38, 21-Maggie Keyes (AW) 16:38, 22-Becky Cotta (Kang) 16:39, 23-Wendy Van Mierlo (ISU) 16:43, 24-Marty Cooksey (Ore TC) 16:45, 25-Patty Matava (Club NW) 16:45, 26-Lynn Jennings (Princeton) 16:47, 27-Bernadette Madigan (Ky) 16:49, 28-Judi St. Hilaire (AW) 16:52, 29-Julie Shea (AW) 16:52, 30-Melanie Weaver (Ann A) 16:53, 31-Sue Addison (AW) 16:54, 32-Joan Nesbitt (NC) 16:57,

33-Connie Robinson (Wolf) 16:59, 34-Michele Bush (UCLA) 17:00, 35-Marianne Dickerson (Ill) 17:00, 36-May Shea (Phid) 17:02, 37-Lynne Strauss (Wolf) 17:03, 38-Mary Jean Wright (Va) 17:04, 39-Anthea James (Az) 17:04, 40-Jodi Hershberger (Ia) 17:05, 41-Jenny Spangler (Ia) 17:06, 42-Paula Renzi (Penn St) 17:07, 43-Heather Carmichael (Penn St) 17:12...53-Doreen Startare (Penn St) 17:23...56-Diana Richburg (GazInt) 17:25...58-Debbie Vetter (Az TC) 17:28...63-Diane Vetter (Kang) 17:34, 64-Natalie Updegrove (Penn St) 17:36...67-Doreen Ennis-Schwartz (WSSAC) 17:42...69-Nancy Scardina (Nimbus) 17:43, 70-Chris Mullen (AW) 17:43...74-Carol Urish (HH) 17:46, 75-Janel LeValley (KSU) 17:47...79-Renee Urish (HH) 17:56...82-Joy Hansen (Kang) 18:05, 83-Sandra Cullinane (Wolf) 18:05...95-Jan Oehm (MCRT) 18:25.

NICKNAME QUIZ

College nicknames range from the ordinary (Rams, Cougars, Huskies) to the unusual (Little Quakers, Moundbuilders), but the interesting nicknames are the ones where some ingenuity has been used to match the nickname with the school name. Listed here are some verrry interesting nicknames such as the "Belles" of St. Mary's and the "Railsplitters" from Lincoln Memorial. There, we've matched two schools and nicknames, now see how many of these unique nicknames you can match with the proper schools. Answers listed - but no peeking!

NICKNAME	SCHOOL	ANSWERS
A-Lady Nanooks	1-St. Catherine's	LL-Lady Pirates/Pensacola JC (26)
B-Lady Apps	2-Campbell College	KK-Comets/Palomar C1g (11)
C-Barat-cudas	3-Hofstra	JJ-Tetons/U. of North Dakota (22)
D-Statesmen	4-St. Olaf College	II-Rebels/Dixie C1g (20)
E-Big Blues	5-Muhlenberg College	HH-Apaches/Cochise C1g (13)
F-Camels	6-Kentucky State	GG-Helmsmen/Cape Cod CC (34)
G-Kohawks	7-Washington & Jefferson	FF-Broncettes/Bronx C (10)
H-Orediggers	8-Colorado Sch. of Mines	EE-Poets/Whittier (36)
I-Gusties	9-Baruch College	DD-First Ladies/Washington & Jeff (77)
J-Student Princesses	10-Bronx CC	CC-Hatters/Stetson U (38)
K-Flying Dutchwomen	11-Palomar College	BB-Rockets/Slippery Rock (37)
L-Tribe	12-Heidelberg College	AA-Tommies/St. Thomas (23)
M-Mighty Macs	13-Cochise College	Z-Oles/St. Olaf C1g (4)
N-Jimmies	14-St. Mary's	Y-Belies/St. Mary's (14)
O-Lady Generals	15-Coe College	X-Katies/St. Catherine's (1)
P-Thorobrettes	16-Lake Forest College	W-Bonnettes/St. Bonaventure (35)
Q-Lady Foresters	17-U. of Alaska	V-Fillies/Phillips U (27)
R-Railsplitters	18-Gustavus Adolphus	U-Lady Lutes/Pacific Lutheran (33)
S-Delta Devils	19-Huron College	T-Mules/Muhlenberg C1g (5)
T-Mules	20-Dixie College	S-Delta Devils/Miss. Vly St (32)
U-Lady Lutes	21-Sheridan College	R-Railsplitters/Lincon Memorial (31)
V-Fillies	22-U. of North Dakota	Q-Lady Foresters/Lake Forest (16)
W-Bonnettes	23-St. Thomas	P-Thorobrettes/Kentucky St (6)
X-Katies	24-Immaculata College	O-Lady Generals/Sheridan C1g (21)
Y-Belies	25-Bluefield State	N-Jimmies/Jamestown C1g (28)
Z-Oles	26-Pensacola JC	M-Mighty Macs/Immaculata (24)
AA-Tommies	27-Phillips University	L-Tribe/Huron C1g (19)
BB-Rockets	28-Jamestown College	K-Flying Dutchwomen/Hofstra (3)
CC-Hatters	29-Appalachian State	J-Student Princesses/Heidelberg (12)
DD-First Ladies	30-Barat College	I-Gusties/Gustavus Adolphus (18)
EE-Poets	31-Lincoln Memorial U.	H-Orediggers/Col. Sch. Mines (8)
FF-Broncettes	32-Mississippi Vly St.	G-Kohawks/Coe C1g (15)
GG-Helmsmen	33-Pacific Lutheran	F-Camels/Campbell C1g (2)
HH-Apaches	34-Cape Cod CC	E-Big Blues/Bluefield St (25)
II-Rebels	35-St. Bonaventure	D-Statesmen/Baruch C1g (9)
JJ-Tetons	36-Whittier	C-Barat-cudas/Barat C1g (30)
KK-Comets	37-Slippery Rock	B-Lady Apps/Appalachian St (29)
LL-Lady Pirates	38-Stetson University	A-Lady Nanooks/U. of Alaska (17)

400m Hurdlers

(Once again we purloin from the East German weekly "Der Leichtathlet" for the following informative study of the world's leading 400m hurdlers. Shown here are the best mark of the athlete, her age, height, weight, best flat 400 time and best 800 time.)

Mark	Name	Age	Height	Weight	400m	800m
54.28	Rossley, EG	25	5' 6 1/4	121	51.69	xxxx
54.55	Broschat, EG	25	5' 8 1/4	137	52.42	xxxx
54.56	Fiedler, EG	24	5' 8 1/2	146	52.17	xxxx
54.58	Skoglund, Swe	20	5' 9	132	52.23	xxxx
54.78	Makeyeva, SU	32	5' 7	132	51.25	1:59.8
54.80	Storosheva, SU	28	5' 5	117	52.0	2:03.6
54.89	Zelenzova, SU	34	5' 6 1/4	130	52.5	2:00.6
54.90	Pfaff, EG	22	5' 7 3/4	119	52.45	xxxx
54.94	Rega, Fra	27	5' 4 1/2	123	53.45	xxxx
55.00	Filipskina, SU	20	xxxx	xxx	xxxx	xxxx
55.09	Kostezkaya, SU	27	5' 8 1/4	134	52.1	2:00.2
55.14	Hollmann, WG	27	5' 10	146	52.45	xxxx
55.42	Fessenko, SU	26	xxxx	xxx	xxxx	xxxx
55.44	Kacperczyk, Pol	34	5' 6 1/4	132	51.70	xxxx
55.46	Kohn, EG	28	5' 7 1/4	130	50.26	xxxx
55.49	Ziruk, SU	27	5' 6 1/4	121	52.9	xxxx
55.63	Weiss, EG	27	5' 4 1/4	128	51.62	1:55.7

Average age of the top 17 is 26 years and 6 months. Average height 5'7. Average weight 129 3/4. So if you're a college student running this event, remember it takes a few years to learn and some growing and maturing.

HELSINKI TIME TABLE

The Organizing Committee for the First IAAF World Championships in Helsinki, Finland in August of 1983, has announced the time schedule as follows, (Note: The discus and javelin have been given two starting times for their qualifying rounds. This is evidently an error and we assume one of the times will be cancelled before meet time.)

August 7

10:35	100m Heats
11:55	800m Heats
3:05	Marathon (Start)
4:30	100m Quarter-Finals
5:10	High Jump Qualifying
5:30	Marathon (Finish)
6:15	400m Heats

August 8

10:00	Heptathlon Hurdles
10:45	400m Hurdles Heats
11:00	Heptathlon Shot Put
11:20	400m Quarter-Finals
5:20	Heptathlon High Jump
5:30	100m Semi-Finals
6:10	3000m Heats
7:30	800m Semi-Finals
7:50	100m FINAL
8:20	Heptathlon 200m

August 9

10:00	Discus Qualifying
10:30	Heptathlon Long Jump
11:00	4x100 Heats
11:30	Discus Qualifying
4:30	3000m Semi-Finals
4:45	Javelin Qualifying
5:00	400m Hurdles Semi-Finals
5:35	400m Semi-Finals
6:10	800m FINAL
6:15	Heptathlon Javelin
6:40	High Jump FINAL
8:45	Heptathlon 800m

August 10

11:00	Shot Put Qualifying
5:00	400m Hurdles FINAL
5:10	Discus FINAL
5:50	400m FINAL
6:25	4x100 Semi-Finals
7:05	3000m FINAL
8:30	4x100 FINAL

August 11

Rest Day

August 12

10:10	Javelin Qualifying
10:40	200 Heats
11:40	Javelin Qualifying
12:10	100m Hurdles Heats
4:10	1500m Heats
4:45	200m Quarter-Finals
5:00	Shot Put FINAL
5:40	100m Hurdles Quarter-Finals

August 13

11:20	4x400 Heats
5:00	100m Hurdles Semi-Finals
5:40	100m Semi-Finals
6:15	1500m Semi-Finals
6:30	Long Jump Qualifying
7:00	Javelin FINAL
7:10	100m Hurdles FINAL
8:10	4x400 Semi-Finals

August 14

2:00	Long Jump FINAL
2:20	200m FINAL
3:15	1500m FINAL
5:10	4x400 FINAL

CROSS COUNTRY RESULTS

WEST GEORGIA COLLEGE INVITATIONAL

Carrollton, Georgia, October 2: Georgia State and Berry College staged a ding-dong battle for team honors at the West Georgia College Invitational. The Lady Panthers won it 63-67, but it wasn't easy. West Georgia scored the unusual winning numbers of 2-13-14-15-19 for their four point win over Berry who placed 7-9-10-18-23. Jacksonville State's Sheri Williams was the individual winner by one second over Laura Partin and Coleen Napolitano.

Results: 1-Sheri Williams (Jks St) 18:17, 2-Laura Partin (Ga St) 18:18, 3-Coleen Napolitano (Fl Int) 18:18, 4-Denise Berry (Vanderbilt) 18:23, 5-Tina Kroll (Troy St) 18:29, 6-Susan Robinson (Troy St) 18:29, 7-Edie Brantley (Berry) 18:35, 8-Michelle Bornick (Fl Int) 18:36, 9-Beth Richmond (Berry) 18:37, 10-Tracey Steele (Berry) 18:38...13-Connie Stephens (Ga St) 18:42. Scores: 1-Georgia State 63, 2-Berry 67, 3-Troy State 81, 4-Vanderbilt 90, 5-Florida International 125, 6-Jacksonville State 158, 7-Alabama/Birmingham 182, 8-West Georgia 183, 9-Alabama State 214. Number of finishers - 70.

ARMY OVER BARNARD

West Point, October 22: The Army nabbed second, third, fourth, fifth and sixth places and defeated Barnard 20-37 in a dual meet. Barnard's Ylonka Wills won the race with a new course record of 17:14 for three miles.

RESULTS: 1-Ylonka Wills (B) 17:14, 2-Lorie Fleming (A) 17:38, 3-Amy McDonald (A) 17:51, 4-Karen Phelps (A) 17:56, 5-Sue Lenio (A) 17:58. Number of finishers - 25. Holy Cross the Winner

HOLY CROSS WINS NCAA REGIONAL

Marshall's Creek, Pennsylvania, October 30: Holy Cross won the NCAA Division II Regional cross country championships over West Chester and 19 other teams by scoring a low of 62 to 89 for the Rams. East Stroudsburg's Laura Mason was the race winner over the 5000m course in 18:15.

RESULTS: 1-Laura Mason (ES) 18:15, 2-Michele Pingar (Kutztown) 18:19, 3-Eileen O'Rourke (HC) 18:20, 4-Lisa Young (WC) 18:26, 5-Jackie McNiff (HC) 18:34, 6-Diane Galleo (K) 18:36, 7-Lori Maurer (Slippery Rock) 18:46, 8-Lorie Fleming (Army) 18:49, 9-Juanita Vetter (SR) 18:51, 10-Julie Bowers (WC) 18:52. Scores: 1-Holy Cross 62, 2-West Chester 89, 3-Kutztown 121, 4-Indiana (Pa) 124, 5-Army 129, 6-Slippery Rock 131, 7-Bloomburg 216, 8-Edinboro 219, 9-Springfield 233, 10-Mt. St. Mary's 267 and 11 other teams. Number of finishers - 143.

GEORGIA COLLEGIATE CHAMPIONSHIPS

Carrollton, Georgia, October 16: Georgia State and Berry College, who staged such a close battle at the West Georgia Invitational just two weeks earlier, were at it again at the Georgia Collegiate Championships and ended up in a 31-31 tie. Georgia State tallied 1-3-7-8-12 and Berry retaliated with 2-4-6-9-10. Adding to the uniqueness of the situation, Valdosta State and Emory University each scored 96 points to tie for third.

RESULTS: 1-Laura Partin (Ga St) 19:38, 2-Beth Richmond (Berry) 19:46, 3-Anne Broe (Ga St) 19:51, 4-Catrina Ellis (Berry) 19:56, 5-Christie Patten (Val) 19:59, 6-Edie Brantley (Berry) 20:03, 7-Michele Tremblay (Ga St) 20:10, 8-Connie Stephens (Ga St) 20:14, 9-Dee Dee Cook (Berry) 20:16, 10-Tracy Steele (Berry) 20:32. Scores: 1-(Tie) Georgia State and Berry 31, 3-(Tie) Valdosta State and Emory 96, 5-West Georgia 103, 5-Kennesaw 160. Number of finishers - 39.

WAGNER WINS TWO MORE

Easton, Pennsylvania, October 30: Wagner College completed its most successful cross country season as it outscored Lafayette 21-43 and Moravian 15-50 in a double dual meet. Wagner won all six of its dual meets and all five of the invitationals it entered. As usual, Amber "Tick" Klock was the Shehawks leader.

RESULTS: 1-Amber Klock (W) 19:16, 2-Gloria Bailey (W) 19:53, 3-Terri Naudzunus (W) 20:11, 4-Cheryl Johnson (L) 20:14, 5-Adriane Hogan (W). Number of finishers - 28.

PENNSYLVANIA AIAW

West Chester, Pennsylvania, November 6: Without drawing a deep breath, Villanova won the Pennsylvania AIAW version of the State championships. The Wildcats had six of the first eight finishers to rout the other two competing teams. Sue Cronin of Villanova was the individual winner.

RESULTS: 1-Sue Cronin (V) 19:34, 2-Whitney Seltzer (WC) 19:44, 3-Janice Rau (V) 19:47, 4-Sally Bensinger (V) 19:49, 5-Beth Lyons (V) 19:50, 6-Judith Palmer (V) 19:56, 7-Sue Myers (WC) 19:57, 8-Aileen Reynolds (V) 20:05, 9-Karen Filishipter (WC) 20:11, 10-Sheila D'Alo (T) 20:41. Scores: 1-Villanova 19, 2-West Chester 43, 3-Temple 72. Number of finishers - 19.

EASTERN AIAW

Worcester, Massachusetts, November 6: Capturing the first two places and backing them up with good depth, James Madison University easily won the Eastern Women's ECAC and EAIW Championships over the Holy Cross course. Cynthia Slagle and Denise Marini finished far in front of the rest of the field to lead the Duchesses to the title. Holy Cross, choosing to save their top seven runners for the upcoming NCAA Division II Championships, still tied for first with Springfield College in the Division II competition and Binghamton annexed the Division III title.

RESULTS: (Division I), 1-Cynthia Slagle (JM) 18:12, 2-Denise Marini (JM) 18:19, 3-Chris Skinner (SJ) 18:34, 4-Caroline Gardiner (Mass) 18:38, 5-Amber Klock (Wag) 18:49, 6-Theresa Jaeger (SJ) 18:52, 7-Susan Earles (JM) 18:54, 8-Valerie Roeder (W&M) 18:55, 9-Kimberly Baker (Mass) 18:59, 10-Diane Kirchhoff (JM) 19:01...53-Maureen Prendergast (LIU) 25:33. Scores: 1-James Madison 29, 2-Massachusetts 82, 3-Wagner 84, 4-Providence 91, 5-William & Mary 105, 6-Northeastern 147, 7-St. Joseph's 163, 8-LIU 218. Number of finishers - 53.

(Division II), 1-Shelly Hunter (Sp) 18:47, 2-Nancy McCarthy (HC) 19:10, 3-Mary Shorkey (Millersville) 19:16, 4-Nancy McKenny (S.Ct) 19:17, 5-Kathy Kelley (HC) 19:22, 6-Nany Tang Yuk (Millersville) 19:35...48-Lori St. Hilaire (Bryant) 22:00. Scores: 1-(Tie) Holy Cross and Springfield 51, 3-Southern Connecticut 84, 4-Millersville State 93, 5-Bryant 146, 6-Lowell 176, 7-Keene State 182, 8-(Tie) St. Anselm's and New York Tech 209, 10-Assumption 273. Number of finishers - 69.

(Division III): 1-Carolyn Cunniff (Norwich) 18:31, 2-Colleen Murphy (Westfield) 18:40, 3-Laura Bean (Bowdoin) 18:47, 4-Marilyn Milligan (NYU/Binghamton) 18:56, 5-Ann Marie Gower (RIC) 18:59. Scores: 1-Binghamton 52, 2-Albany 110, 3-Plattsburgh 151, 4-Smith 156, 5-Bowdoin 186, 6-Stony Brook 182, 7-RIC 207, 8-Fitchburg 208, 9-Westfield 230, 10-Hunter 272, 11-Amherst 278, 12-Bridgewater 304, 13-MIT 307, 14-King's College 335, 15-Brandeis 344, 16-Coast Guard 389, 17-Eastern Connecticut 403, 18-Merchant Marine 420, 19-Wheaton 452, 20-CCNY 610. Number of finishers - 148.

ARMY DOWNS AIR FORCE

West Point, New York, November 6: The Army shot down the visiting Air Force 18-38 in a dual meet held on the Army's course. Army tallied the first three places to clinch the meet with cadet Lorie Fleming winning the race.

RESULTS: 1-Lorie Fleming (A) 18:14, 2-Karen Phelps (A) 18:15, 3-Sue Lenio (A) 18:17, 4-Amy Mueller (AF) 18:28, 5-Wendy Anderson (A) 18:39, 6-Robin Johnson (AF) 18:53. Number of finishers - 22.

BUCKNELL WINS CONFERENCE

Belmont Plateau, November 6: Bucknell captured the East Coast Conference cross country crown rather easily over a field of six other schools. Delaware's Jody Campbell won the 3.1 mile race in 18:18 by 20 seconds over Bucknell's Stacey Nicholson. Delaware also grabbed third place, but it was nothing but Bisons after that as the navy blue and orange captured 4-5-6-7-8 places.

RESULTS: 1-Jody Campbell (Del) 18:18, 2-Stacey Nicholson (B) 18:38, 3-Kim Mitchell (Del) 18:51, 4-Karen Flanagan (B) 18:58, 5-Laura Gaydos (B) 19:07, 6-Gabriella Czaja (B) 19:12, 7-Nancy Nelson (B) 19:17, 8-Judy Olson (B) 19:18, 9-Jean Bolger (LaSalle) 19:26, 10-Cheryl Johnson (Laf) 19:36. Scores: 1-Bucknell 24, 2-Delaware 46, 3-LaSalle 81, 4-Lafayette 82, American University, Hofstra and Towson State did not have full teams. Number of finishers - 43.

PENN STATE REGION CHAMPS

Bethlehem, Pennsylvania, November 13: Lynn Jennings, who has been dormant for many a moon, reasserted herself here today and captured the NCAA District II Regional cross country title by five seconds over Penn State's Doreen Startare. Penn State, however,



LYNN JENNINGS (484) leads DOREEN STARTARE (456) and HEATHER CARMICHAEL (451) and went on to capture the NCAA District II title. (Victor Sailer photo).

finished 2-3-8-9-11 to easily capture the team title over Princeton 33-70 as fifteen teams scored.

RESULTS: 1-Lynn Jennings (Princeton) 17:12, 2-Doreen Startare (PS) 17:15, 3-Heather Carmichael (PS) 17:21, 4-Jan Yerkes (Vil) 17:27, 5-Mary Ellen McGowan (Vil) 17:32, 6-Judy Ruff

(Princeton) 17:43, 7-Desiree Scott (Rutgers) 17:44, 8-Heidi Gerken (PS) 17:46, 9-Natalie Updegrove (PS) 17:53, 10-Alicia Hauber (Syr) 17:54, 11-Sue Miley (PS) 17:56, 12-Jody Campbell (Del) 17:58...42-Amber Klock (Wagner) 18:53. Scores: 1-Penn State 33, 2-Princeton 70, 3-Villanova 76, 4-Rutgers 119, 5-Pennsylvania 177, 6-Bucknell 192, 7-Georgetown 222, 8-George Mason 229, 9-Cornell 233, 10-Syracuse 245, 11-West Virginia 269, 12-Wagner 282, 13-Delaware 299, 14-Fordham 283, 15-Lafayette 439. Number of finishers - 109.



Villanova's JAN YERKES finishes fourth at the NCAA District II Championships. (Victor Sailer photo).

Reach the Peak Gill

Economy budgets need not be left at the bottom of the hill. Check into our new school pricing policy. Now you may buy from a dealer or directly from Harry Gill.

You deserve the best for your dollars. With Gill Track and Field equipment, not only are you assured of exact specifications, but also of the quality that translates into durability and easily obtainable replacement parts. Over the long run, dollars stretch even further.

You're striving to make and break records, and we want those records to stand unquestioned. That means Gill equipment for practice as well as competition. If you're reaching for the peak with a track and field program, you'll want Gill equipment beside you.

Write for a free copy of the Gill catalog:
Harry Gill Co.
 201 Courtesy Road
 Urbana, IL 61801
 217-367-8438

GILL

ECONOMY

QUALITY

ACCURACY

PERFORMANCE

The most exacting standards in manufacturing Track & Field equipment.

CROSS COUNTRY RESULTS

BYU WINS REGION VII

Salt Lake City, Utah, November 12: Too much depth for the rest of the field. That's what Brigham Young University had at the NCAA Region 7 qualifying cross country meet. The Cougars top runner, Carey May, could get no better than third behind Utah's Jill Molen and Idaho's Patsy Sharples, but the BYU colors came in fast and quick after that, finishing 3-4-9-11-14 for their winning score of 41. Colorado State was next, but far back with 76 points. Fifteen teams were in the competition, 12 of them scored.

RESULTS: 1-Jill Molen (Ut) 16:43, 2-Patsy Sharples (Id) 17:00, 3-Carey May (BYU) 17:01, 4-Janell Neeley (BYU) 17:10, 5-Andrea Everett (Wy) 17:11, 6-Robin Wolfe (Col.St) 17:12, 7-Allison Hollingt (Wy) 17:16, 8-Mary Guyer (Mont St) 17:22, 9-Lisa Larsen (BYU) 17:29.2, 10-Angela Chalmers (N.Az) 17:29.9...20-Bonnie Tamis (Co.St) 17:59...33-Margaret Metcalf (NM) 18:21. Scores: 1-BYU 41, 2-Colorado State 76, 3-Idaho 106, 4-Wyoming 116, 5-New Mexico 131, 6-Utah 141, 7-Montana State 149, 8-Northern Arizona 189, 9-Weber State 241, 10-Idaho State 305, 11-UN/Reno 312, 12-Boise State 326. Number of finishers - 88.

NCAA DIVISION II

St. Cloud, Minnesota, November 13: Cal Poly/San Luis Obispo, who has been crushing Division II opponents on the west coast all season long, met two new, tough opponents at the NCAA National Championships. Toughest opponent was the weather. The competition was held on a snow covered course in 15° temperature. And with some wind. Winner Amy Harper, who had been loping 5000 meters in the 17 minute range, took more than 21 minutes to cover the same distance here today - but she was the winner over teammate Jennifer Dunn who was clocked in 21:15, two seconds back of Harper. The Mustangs wrapped up the title when Kristin Thompson crossed the line in fourth place.

The second tough opponent was South Dakota State who scored in 3-5-8-11-18 positions to finish just 13 points behind the winning Cal Poly club. UC Davis, also encountering snow and cold for the first time, was the only other team with less than 100 points as they grabbed third place led by Patti Gray.

RESULTS: 1-Amy Harper (CP) 21:13.6, 2-Jennifer Dunn (CP) 21:15.9, 3-Lori Bocklund (SDS) 21:20.0, 4-Kristin Thompson (CP) 21:22.3, 5-Audrey Stavrum (SDS) 21:23, 6-Pati Gray (UC Davis) 21:24, 7-Debbie Spino (Wis/Parkside) 21:26, 8-Kristin Asp (SDS) 21:39, 9-Kathy Koudela (CS Hayward) 21:42.0, 10-Alane Keefer (Ashland) 21:42.8, 11-Lori Bearson (Mankato St) 21:43, 12-Marilyn Nichols (CP) 21:46, 13-Christine Ridenour (SEMO) 21:48, 14-Nancy Gieske (SDS) 21:49, 15-Linda Somers (UC Davis) 21:50.1, 16-Debbie

Gresens (Ashland) 21:50.8, 17-Nancy Goodwine (C.Mo.St) 21:59, 18-Laura Mason (E.Stroudsburg St) 22:02, 19-Ann Hoerber (UC Davis) 22:04.0, 10-Robyn Dubach (CP) 22:04.8, 21-Carol Gleason (CP) 22:06...25-Rita Burr (AFA) 22:14, 26-Valery Eberly (CS Northridge) 22:18. Scores: 1-Cal Poly/San Luis Obispo 32, 2-South Dakota State 45, 3-UC Davis 82, 4-CS Northridge 161, 5-Wisconsin/Parkside 168, 6-Air Force Academy 173, 7-Holy Cross 178, 8-Ashland 191, 9-West Chester State 201, 10-Abilene Christian 205, 11-Troy State 332. Number of finishers - 94.

ARKANSAS DISTRICT VI CHAMPS

Georgetown, Texas, November 13: The University of Arkansas used its depth to defeat Texas and the rest of the NCAA District Six members and grab the cross country title. Texas' Lori Nelson won the individual battle over Arkansas' Sharon Little and Tracey Wong brought the Longhorns the third place, but it wasn't enough as the Arkansas crew won it with 46 points to 53 for Texas, 60 for Houston and 63 for Texas A&M.

RESULTS: 1-Lori Nelson (Tx) 17:20, 2-Sharon Little (Ark) 17:27, 3-Tracey Wong (Tx) 17:31, 4-Cynthia Anzalone (Hst) 17:35, 5-Catherine Stone (Ark) 17:36, 6-Disa Lewis (Rice) 17:40, 7-Suzanne Sheffield (Tx A&M) 17:51, 8-Becky Boone (Lamar) 17:57, 9-Pamela Leblanc (NE La) 17:57, 10-Debbie Noel (Tx A&M) 18:06...13-Tara Arnold (Tx) 18:09. Scores: 1-Arkansas 46, 2-Texas 53, 3-Houston 60, 4-Texas A&M 68, 5-North Texas State 130, 6-Texas Tech 147. Number of finishers - 47.

WESTMONT WINS

La Mirada, California, November 13: Westmont College grabbed the team title and Azusa Pacific's Liz Garman took the individual win as the NAIA District Three staged its annual cross country championship over the three mile Biola College course. Perennial champion Pt. Loma finished four points back of the Warriors. Seven teams competed.

RESULTS: 1-Liz Garman (AP) 18:42, 2-Andi Pernel (St. Mary's) 18:48, 3-Kathy McMillion (Wst) 19:49, 4-Tammy Williamson (Wst) 19:51, 5-Maura Bookout (AP) 19:56, 6-Judi Burrows (PL) 20:08, 7-Marian Mallory (Cal Lutheran) 20:10, 8-Karmen Stickney (PL) 20:25, 9-Julie Fricke (AP) 20:31, 10-Patty McGarvey (SM) 20:32. Scores: 1-Westmont 40, 2-Point Loma 44, 3-St. Mary's 58, 4-Caltech 98, 5-Cal Lutheran 104, Azusa Pacific and LA Baptist did not have full teams. Number of finishers - 35.

VIRGINIA DISTRICT III CHAMPS

Greenville, South Carolina, November 13: Virginia claimed the NCAA District III title here today with a win over one of the toughest fields in the nation. Only the District VIII can claim anywhere near as tough a field as this southern district. The Pacific Coast group boasts Oregon, Washington, Stanford, UCLA, Cal and San Diego State. Here the competition was Virginia, Clemson, Tennessee, North Carolina State and North Carolina. Take your choice.

Virginia made it look easy with their 1-3-6-8-9 placings and only 27 points and done without Lisa Welch or Aileen O'Connor. Clemson was next with 45 (4-5-7-11-18) and Tennessee third(80). All three and possibly fourth place North Carolina State advance to the NCAA Championship.

Lesley Welch won the individual title rather easily in 16:33, some 21 seconds in front of Tennessee's Kathy Hadler who had trouble staying in front of Dana Slater, Tina Krebs and Kerry Robinson.

RESULTS: 1-Lesley Welch (Va) 16:33, 2-Kathy Hadler (Tn) 16:54, 3-Dana Slater (Va) 16:56, 4-Tina Krebs (Cl) 16:57, 5-Kerry Robinson (Cl) 16:58, 6-Jill Haworth (Va) 17:02, 7-Stephanie Weikert (Cl) 17:05, 8-Mariissa Schmitt (Va) 17:11, 9-Martha White (Va) 17:12, 10-Susan Baxter (Tn) 17:16, 11-Judith Shepherd (Cl) 17:20, 12-Elizabeth Natale (Tn) 17:23, 13-Beth Farmer (Fl) 17:24, 14-Mary Wright (Va) 17:27, 15-Connie Robinson (NC St) 17:29, 16-Joan Nesbit (NC) 17:37, 17-Jo White (Rich) 17:50, 18-Cindy Duarte (Cl) 17:52, 19-Linda Detlefsen (Ga) 17:53, 20-Lynne Strauss (NC St) 17:54...23-Sande Cullinane (NC St) 18:01...29-Margaret Coomber (Fl St) 18:10...33-Joetta Clark (Tn) 18:16. Scores: 1-Virginia 27, 2-Clemson 45, 3-Tennessee 80, 4-NC State 122, 5-North Carolina 198, 6-Florida 202, 7-Maryland 214, 8-James Madison 233, 9-Virginia Tech 243, 10-Richmond 165, 11-Alabama 276, 12-Auburn 298, 13-Georgia 303, 14-Wake Forest 349, 15-Georgia State 412, 16-Murray State 419, 17-Western Kentucky 468. Number of finishers - 130.

ANNUAL PROGRESSION

SVETLANA ULMASOVA

Date of birth: 4 February 1953
Height: 5'3 1/2 Weight: 117

Year (Age)	3000m
1973 (20)	10:23.5
1974 (21)	9:18.6
1975 (22)	8:55.88
1976 (23)	8:48.4
1977 (24)	8:58.6
1978 (25)	8:33.20
1979 (26)	8:36.32
1980 (27)	xxxxxx
1981 (28)	8:59.02
1982 (29)	8:26.78

NCAA DISTRICT 8 TO STANFORD

Fresno, California, November 13: Oregon had its chance. Stanford, forced to compete without an injured Alison Wiley, was vulnerable, but even without the Canadian ace, the Cardinal captured 1-2-9-10-11 to win the NCAA District 8 Championship with 33 points, 22 digits less than Oregon. The Ducks, many of whom have been suffering from injuries and illness, did not come through with Eryn Forbes, Lisa Martin and Rosa Gutierrez finishing below par. Kathy Hayes, the most injured Duck, did well and finished fourth behind Ceci Hopp and Kim Schnurpfeil of Stanford and Washington's Regina Joyce. UCLA freshman Polly Plumer slipped in for a surprise fifth place and Arizona State's Sabrina Peters-Stern was sixth. Seventeen runners were under the 17 minute mark over the tough Woodward Park course and the first two finishers flirted with sub-16 clockings. Stanford, Oregon and Washington advanced to the Nationals

The meet was also scored as the NorPac Championship with Oregon winning easily.

RESULTS: 1-Ceci Hopp (S) 16:03, 2-Kim Schnurpfeil (S) 16:09, 3-Regina Joyce (W) 16:14, 4-Kathy Hayes (Ore) 16:19, 5-Polly Plumer (UCLA) 16:24, 6-Sabrina Peters-Stern (AzSt) 16:30, 7-Kim Roth (Ore) 16:31, 8-Eryn Forbes (Ore) 16:31, 9-Pattisue Plumer (S) 16:33, 10-Anne Locke (S) 16:39, 11-Regina Jacobs (S) 16:43, 12-Louise Romo (Cal) 16:49, 13-Susan Gregg (Wa) 16:49, 14-Kim Gallagher (Az) 16:50, 15-Vickie Cook (UCLA) 16:55, 16-Lisa Martin (Ore) 16:57, 17-Melissa Martel (UCSB) 16:59, 18-Michelle Duane (AzSt) 17:02, 19-Suzanne Richter (Cal) 17:03, 20-Rosa Gutierrez (Ore) 17:05...24-Laura crisp (SDS) 17:14...27-Jessica Spies (S) 17:19, 28-Linda Goen (UCLA) 17:23...37-Jan Oehm (Az) 17:33...39-Ellen Lyons (S) 17:35. Scores: 1-Stanford 33, 2-Oregon 55, 3-Washington 120, 4-California 128, 5-UCLA 134, 6-Arizona State 147, 7-Arizona 151, 8-San Diego State 172, 9-UC Santa Barbara 243, 10-UC Irvine 292, 11-CS Long Beach 325, 12-Fresno State 359, 13-Hawaii 365, 14-Santa Clara 447, 15-CS Fullerton 460, 16-San Francisco 486. NorPac scoring: 1-Oregon 25, 2-Washington 50, 3-California 54, 4-Fresno State 122, 5-Santa Clara 148, 6-San Francisco 171. Number of finishers - 116

MONICA JOYCE WINS

San Diego, California, November 18: 24-year old Monica Joyce won the First Annual Moving Comfort 8k by a comfortable margin over runner-up Pat Story. Joyce turned the distance in 27:49, nearly a minute in front of Story and the other 600 women in the race.

RESULTS: 1-Monica Joyce 27:49, 2-Pat Story 28:42, 3-Teresa Ramirez 29:11, 4-Tish Husak 29:31, 5-Evelyn Tribole 29:51.

TROY STATE DISTRICT WINNER

Carrollton, Georgia, November 16: Florida International provided the race winner in Coleen Napolitano, but Troy State won the team gonfalon with a clear margin over Liberty Baptist as the NCAA Division II, Region III title was decided. Napolitano's margin of victory was 10 seconds as she ran her best race of the season.

RESULTS: 1-Coleen Napolitano (Fl Int) 18:53.9, 2-Tina Kroll (Troy St) 19:04, 3-Sheri Williams (Jsk.St) 19:06, 4-Renee Viertel (Lib Bap) 19:08, 5-Christi Patten (Val St) 19:27, 6-Susan Robinson (Troy St) 19:36, 7-Burton (Delta St) 19:37, 8-Wallenfels (Troy St) 19:39, 9-Howerton (Radford) 19:42, 10-Jurss (C.Fl) 19:44. Scores: 1-Troy State 54, 2-Liberty Baptist 79, 3-Floria International 103, 4-Radford 130, 5-St. Augustine's 154, 6-Jacksonville State 169, 7-Valdosta State 174, 8-Central Florida 186, 9-Biscayne 190, 10-Mississippi College 217, 11-Florida Southern 225, 12-Delta State 257, Florida Institute of Tech, Rollins College, St. Leo College and Columbus College did not have full teams. Number of finishers - 79.

1983 NCAA OUTDOOR STANDARDS

Event	FAT	Manual
100	11.74	11.5
200	23.98	23.7
400	53.74	53.5
800	2:08.24	2:08.0
1500	4:24.50	4:24.2
3000	9:35.24	9:35.0
5000	16:38.60	16:38.3
10k	35:00.24	35:00.0
100h	13.94	13.7
400h	60.00	59.7
4x100m	46.00	45.7
4x110y	46.20	45.9
4x400m	3:42.50	3:42.3
4x440y	3:43.70	3:43.5
HJ	1.81	5'11 1/4
LJ	6.17	20' 3
SP	15.24	50' 0
DT	49.98	164' 0
JT	48.78	160' 0
Hept	5260.	5320

OUTDOOR RECORDS SET 1982

W=World A=American Jr=Junior

Event	Mark	Type	Name	Date
Mar	2:36.34	W Jr	Akemi Masuda (Jap)	Feb 21
5000	15:13.22	W	Anne Audain (NZ)	Mar 17
HJ	6'2	=A Jr	Kym Carter (Kan HS)	Apr 17
HJ	6'2 1/4	A Jr	Kym Carter (Kan HS)	Apr 24
1500	4:16.8	A Jr	Polly Plumer (Ca HS)	May 16
Mile	4:35.24	A Jr	Polly Plumer (Ca HS)	May 16
Hept	6423	A	Jane Frederick (AW)	May 23
5000	15:08.26	W	Mary Decker (AW)	Jun 5
100H	12.86	=A	Stephanie Hightower	Jun 19
4x400	3:28.68	A	LATC	Jun 19
Hept	6722	W	Ramona Neubert (EG)	Jun 20
Hept	6063	W Jr	Sybilie Thiele (EG)	Jun 20
400	50.87	A Jr	Denean Howard (CaHS)	Jun 20
SpMed	1:36.79	W, A	Wilt's AC	Jun 20
Hept	5405	A Jr	Sharon Hatfield (CaH)	Jun 26
Mile	4:21.46	A	Mary Decker (AW)	Jun 26
HJ	6'6	A	Coleen Sommer (WAC)	Jun 26
5000	15:38.29	W Jr	Akemi Masuda (Jap)	Jun 26
400H	58.22	A Jr	Gayle Kellon (CaHS)	Jul 1
4x100	42.47	A	National Team	Jul 2
2000	5:38.9	A	Mary Decker (AW)	Jul 7
3000	8:29.71	A	Mary Decker (AW)	Jul 7
Mile	4:18.08	W,A	Mary Decker (AW)	Jul 9
4x100	42.29	A	National Team	Jul 9
100	10.88	=W	Marlies Gohr (EG)	Jul 9
100H	12.79	A	Stephanie Hightower	Jul 10
10k	31:35.2	W,A	Mary Decker (AW)	Jul 16
Hept	6458	A	Jane Frederick (AW)	Jul 18
4x100	44.12	A Jr	National Team	Jul 19
800	2:00.07	A Jr	Kim Gallagher (PaHS)	Jul 24
3000	8:26.78	W	Svet. Ulmasova (SU)	Jul 25
JT	237'6	W	Tiina Lillak (Fin)	Jul 29
400H	58.18	A Jr	Gayle Kellon (CHS)	Jul 31
4x100	44.07	A Jr	National Team	Jul 31
4x400	3:34.68	A Jr	National Team	Aug 1
LJ	23'5 1/2	W	Anisoara Cusmir (Rum)	Aug 1
LJ	23'7 1/2	W	Vali Ionescu (Rum)	Aug 1
LJ	22'10 3/4	W Jr	Heike Daute (EG)	Aug 18
400	48.15	W	Marita Koch (EG)	Sep 8
HJ	6'7 1/2	W	Ulrike Meyfarth (WG)	Sep 8
4x400	3:19.05	W	East Germany	Sep 11
Mar	2:26:11	A	Joan Benoit (AW)	Sep 12
Mile	4:17.44	W	Maricia Puica (Rum)	Sep 16
JT	243'5	W	Sofia Sakorafa (Gre)	Sep 26

PHILADELPHIA TEXTILE

Belmont Plateau, Philadelphia--September 25: Council Rock, led by fourth placer Margareita Ireland, claimed the title over 2.9 miles on a warm September day. Wendy Westphal (Highland Regional) was the individual winner.

Results: 1. Westphal 17:34.5, 2. Cindy Sladek (Dougherty) 17:45, 3. Dawn Cody (Paul VI, NJ) 17:46, 4. Ireland 18:08.

WEST GEORGIA INVIT

Carrollton, Ga--October 2: Walton (Marietta) parlayed a 1-2-3 finish into a runaway team win and placed 9 runners in the top 25 (of 123) to demonstrate dominance in the South. Alenna Palmquist (12:53), led teammates Erika Kenner (13:08) and Leigh Ann Hinds (13:10) to claim the title.

Results: 1. Palmquist 12:53, 2. Kenner 13:08, 3. Hinds 13:10, 4. Jennifer Kampmeir (Ridgeview) 13:13, 5. Carrier Julka (Wheeler) 13:27. Team: Walton 33, 2. Ridgeview 90, 3. Parkview 105, 4. Wheeler 128, 5. Shaw 139.

SUNBLAZERS INVIT

Miami, Fl--Florida Internatl--Oct 9: Coconut Creek (Ft. Lauderdale) used team running to claim this early season title. Led by fifth place finish of Sue Johnson, Coconut Creek put 6 girls in the top 21 (of 156) over 2 miles.

Results: 1. Charlene Flanagan (Miami Springs) 12:16.3, 2. Maureen Bayer (St. Thomas Aquinas, Ft. Lauderdale) 12:17.8, 3. Cathy Fisher (Piper) 12:31.5, 4. Ann Eveke (Coral Springs) 12:37.0, 5. Sue Johnson (Coconut Creek) 12:38.4, 6. Debbie Pastoor (Westminster Christian) 12:44.0, Team: Coconut Creek 43, 2. Miami Springs 101, 3. St. Thomas Aquinas (Ft. Lauderdale) 112, 4. South Plantation 147, 5. Killian (Miami) 150.

EASTERN STATES CHAMPIONSHIPS

Van Cortland Park, NY--October 9: Meet recordholder Chris Curtin (Mephram 14:14.6 for 2.5 miles) passed up the meet with an injury, but Kim Ryan (Central/ New Palz, NY) took advantage of her absence to edge Patti Mileski (Ridgewood, NJ) 14:56.8 to 14:59.2. The team race was even closer as Baldwinville, NY, and North Hunterdon, NJ both finished with 147 points. Baldwinville took the title on the basis of better fifth finisher.



Bernards High School team from New Jersey won the girl's Eastern States Meet in New York City on October 23. (Victor Sailer photo)

Results: 1. Ryan 14:56.8, 2. Mileski 14:59.2, 3. Tracy Bigley (N. Hunterdon) 15:04.3, 4. Dina Alborano (Poly Prep, NY) 15:05.5, 5. Nancy Callahan (Falmouth, Mass) 15:09.6, 6. Patty Kelly (Totenville, NY) 15:10.7, 7. Mary Pat Lindner (Hastings, NY) 15:20.0, 8. Kris Ryan (New Palz Central, NY) 15:20.3, 9. Patty Nelson (Richmond Hill, NY) 15:20.7, 10. Tricia Cullinane (Falmouth, Mass) 15:22.8. Team: 1. Baldwinville, NY 147, 2. N. Hunterdon, NJ 147, 3. Pearl River, NY 155, 4. Washingtonville, NY 219, 5. Valley Stream, LI, NY 222, Ridgewood, NJ 228, 6. Ridgewood, NJ 228, 7. Raritan, NJ 229, 8. Tottenville, NY 283, 9. Cardinal Dougherty, Pa 311, 10. Bay Shore, LI, NY 319.

GEORGETOWN PREP CLASSIC

Washington, D.C.--Oct 16: Andrea Volpe (Lake Braddock, Va) maintained her dominance of area cross-country as she ran away from the field, including Blacksburg (Va) teammates Cecile Gaines and Karen Wierwille. Blacksburg easily took the team title over this 5K course.

Results: 1. Volpe 18:33.2, 2. Gaines 19:14.4, 3. Wierwille 19:19.5, 4. Vicki Verinder (Langly, Va) 19:25.6, 5. Julia Reddick (Ft. Hunt, Va) 19:27.9. Team: Blacksburg 65, 2. Kempsville 124, 3. Langley 127

FLORIDA INVITATIONAL

Gainesville, Fla--Oct 23: Alena Palmquist led West Georgia's best, Walton (Marietta, Ga), to the team title over the Sunblazers champion Coconut HS as Walton put three runners in the top 5 (out of 117). Palmquist was an easy winner in 14:40.5 over 2.4 miles.

Results: 1. Palmquist 14:40.5, 2. Nicole Batchelder (Stanton Prep) 14:53, 3. Donna Kuffel (Dunedin) 15:07, 4. Lee Ann Hinds (Walton) 15:11, 5. Erika Kenner (Walton) 15:16. Team: Walton (Marietta, Ga) 38, 2. Coconut Creek (Ft. Lauderdale) 88, 3. Dunedin 112, 4. St. Thomas Aquinas (Ft. Lauderdale) 125, 5. Buchholz (Gainesville) 158.

BOSTON CATHOLIC MEMORIAL

Boston--October 16: Mary Schena (Haverhill, Mass) led her team to the Division I win and was clearly the class of the field as the Division II winner, Kelley Madden (St. Clare's) was nine seconds slower.

Results: Div I: 1. Schena 16:43, 2. Gina Braz (Peabody) 16:55. Team: Haverhill 80, 2. Weymouth South 119, 3. Peabody 141. Div II: Madden 16:52, 2. Mary McNaughton (Wilmington) 17:01. Team: Wakefield 115, 2. Swampscott 127, 3. Cape Elizabeth (Maine) 128.

SOUTHERN CALIFORNIA CHAMPIONSHIPS

Walnut, Ca--November 20: Polly Plumer is gone, but University (Irvine) is still around. The Trojans ran the third fastest team time ever on the Mt. SAC hill course despite the fact that last year's number 2, Teresa Barrios, wound up seventh. Of course, that was University's #3 finish. Tanya Fischer (Chaminade) had the day's fastest time in the 2A division as the outstanding runners were separated by divisions.

Results: 4A-- 1. O'Hara (Palos Verdes) 18:03, 2. Seleine (University/ Irvine) 18:07, 3. Meyers (Foothill/ Santa Ana) 18:10, 4. Fairman (Thousand Oaks) 18:20, 5. McLaughlin (University) 18:28. Team: University 51 (93:33), 2. Foothill 83 (95:00), 3. Edison (Huntington Beach) 130 (97:07), 4. Millikan (Long Beach) 143 (97:27), 5. Palos Verdes 165 (97:33).

3A-- 1. Laura Cattavera (Mira Costa/ Manhattan Beach/ soph) 17:49, 2. Karen Ebner (Bishop Amat/ La Puente) 17:59, 3. Sylvia Mosqueda (San Gabriel) 18:11, 4. Williams (Norco) 18:33, 5. Rizzo (Hart/ frosh) 18:38. Team: Mira Costa 66 (95:41), 2. Saugus 102, 3. Bishop Amat 115, 4. Mission Viejo 126, 5. Rowland 140.

2A-- 1. Fischer 17:32, 2. Manning (Louisville/ Woodland Hills) 18:20, 3. Tammy Brazel (Chino) 18:28, 4. Mayfield (Cabrillo) 18:33, 5. DeSantiago (Ontario) 18:46. Team: 1. Lompoc 86 (100:21), 2. Valencia (Placentia) 109, 3. Yucaipa 122 (6th runner 60th), 4. Louisville 122 (6th runner 68th), 5. Ontario 122 (6th runner 78th).

1A-- 1. Garnett (Marymount) 18:47, 2. Mohn (La Reina) 19:05, 3. Shotliff (Moorpark) 19:36, 4. Keever (Paraclete) 19:47, 5. Carol Doody (Webb/ Claremont) 19:51. Team: Morro Bay 55 (105:19), 2. Bishop 68, 3. Paraclete 90, 4. Sherman Indian 93, 5. Westlake 130. Note: Gladys Prieur (La Lycee Francais) ran sub 19 in prelims but was declared ineligible for finals.



CHRIS CURTAIN (Mephan, NY) won New York State Championships and the Kinney Regional. (Victor Sailer photo)

SAN DIEGO SECTION CHAMPIONSHIPS

San Diego, Ca--November 24: San Diego divides its divisions without regard to leagues, so teams from the same league may wind up in different divisions. Avocado League Meet winner Torrey Pines wound up fifth in the 2A division the same league's third place team, Mt. Carmel, won the 3A. The same league's champion, Sandy Blakeslee (Vista) literally ran alone on the 3700 meter course, winning by over 45 seconds in the 3A race.

Results: 3A- 1. Blakeslee (Vista) 13:28.3, 2. Stehly (Orange Glen/ Escondido) 14:13.4, 3. Pat Garcia (San Dieguito/ Encinitas) 14:18.7, 4. Lovell (Helix/ La Mesa) 14:24.2, 5. Sterton (Mt. Carmel/ Poway) 14:24.6. Team: Mt. Carmel 83, 2. Valhalla (San Diego) 91, 3. Vista 96, 4. Helix 114, 5. Patrick Henry (SD) 143.

2A- Sharon Lewis (San Pasqual) 14:23.6, 2. Kerry Panno (San Pasqual) 14:26.0, 3. Brooks (Bonita Vista) 14:34.5, 4. Winner (Torrey Pines) 14:46.1, 5. Fedorchal (Fallbrook) 14:46.3. Team: San Pasqual 49, 2. Sweetwater 79, 3. Chula Vista 117, 4. Mar Vista 150, 5. Torrey Pines 153.

1A- Jackie Frost (University City) 14:42.3, 2. Katherine Riddle (Coronado) 14:43.3, 3. Madrigal (Claremont) 14:45.2, 4. Tuberg (Ramona) 14:56.7, 5. McElhaney (Claremont) 15:01.7. Team: Claremont 55, 2. La Jolla 67, 3. University City 80, 4. University 152, 5. Mission Bay 158.

TEXAS REGIONALS

With Texas' innumerable regionals it is difficult to keep track.

Results: Region I 5A-- 1. Claudia Navarro (Jefferson/ El Paso) 11:36, 2. Brenda Moore (Amarillo) 11:40, 3. Donna Laverty (Andress/ El Paso) 11:46, 4. Celina Terrazas (Coronado/ El Paso) 11:58, 5. Barbara Fleming (Irvin/ El Paso) 11:59. Team: Coronado (El Paso) 44, 2. Bel Aire (EP) 47, 3. Burges (EP) 71.

Region II 5A-- 1. Cinty Tolle (Plano) 11:14, 2. Wendi Irwin (Highland Park) 11:23, 3. Libby Lumpkin (Highland Park) 11:43, 4. Terri Zawlocki (Lewisville) 11:52, 5. Mary Menn (Mesquite) 11:58. Team: Highland Park 24, 2. Bryan 109, 3. Haltom 144, 4. Richardson 146, 5. Lake Highlands 148.

Region III 5A-- 1. Karole Painter (Deer Park) 11:11, 2. Wendy Stammer (Sam Rayburn) 11:15, 3. Wendy Pena (Alief Elsie) 11:19, 4. Jolanda Jones (Alief Elsie) 11:19, 5. Amanda Buffalo (Pasadena) 11:27. Team: Alief Elsie 66, 2. Clear Lake 72, 3. McCullough 86, 4. Sam Rayburn 93.

Region IV 5A-- 1. Kathy Smith (Churchill/ San Antonio) 10:37, 2. Eva Duran (Jefferson/ SA) nt, 3. Mary Gignac (Jay/ SA) nt, 4. Patty Delgado (McAllen) nt, 5. Karri Rodriguez (Crockett/ Austin) nt. Team: McAllen 81, 2. Edinburg 90, 3. Jay (San Antonio) 98.

Region I 4A-- 1. Jennifer Dolle (Canyon) 12:33, 2. Laura Lovell (Dumas) 12:45, 3. Ruth Lopez (Sweetwater) 12:46, 4. Kay Pollard (Dumas) 12:46, 5. Leonda Hawkins (Brownwood) 12:58. Team: Dumas 35, 2. Canyon 65, 3. Grapevine 79.

Region II 4A-- 1. Paula Wiese (Midway) 11:36, 2. Veronica Clafferty (Midway) 12:20, 3. Kara Dickerson (Ennis) 12:47, 4. Kim Ahrens (Midway) 12:56, 5. Lyska Coody (Midway) 13:04. Team: Midway 16, 2. Conally 52, 3. Hallsville 98, 4. Carthage 111, 5. North Dallas 112.

Region III 4A-- 1. Sheila Quigley (Austin Westlake) 10:56, 2. Laura Gallow (Lincoln) 12:04, 3. Tracy Johnson (Westlaid) 12:08, 4. Suzanne Wolfenden (A&M Consolidated) 12:12, 5. Elin Sterling (A&M Cons) 12:16. Team: A&M Consolidated 40, Austin Westlake 64, 3. Georgetown 89, 4. Lincoln 112.

Region IV 4A-- 1. Kim Whittaker (New Braunfels) 10:46. Team: Flour Bluff (Corpus christi) 43, 2. New Braunfels 61, 3. Calallen (CC) 89.

Region I 3A-- 1. Esther Martinez (Dalhart) 12:34, 2. Judy Dalis (Lockney) 12:36, 3. Darla Graham (Iran) 12:36, 4. Sandra Leos (Canutillo) 12:48, 5. Cindy Harper (Woodson) 12:49. Team: Abernathy 92, 2. Dalhart 99, 3. Cooper (Lubbock) 102.

Region II 3A-- 1. Cecilia Robinson (Leonard) 11:20, 2. Shellon McCallie (May) 11:39, 3. Jody Dunston (Blooming Grove) 11:52, 4. Beverly Castleberry (Frisco) 12:02, 5. Carol Kibiohek (Celina) 12:28. Team: Frisco 37, 2. Prairiland 47, 3. Gatesville 71, 4. Grosebeck 149, 5. Mt. Cernon 169.

continued on page 28

1982 USA LIST

h=Made in heat
s=Made in semi-final
t=Tie

Please send additions and/or corrections to PO Box 850, Cedar Glen, Ca 92321.

1982 USA List Kaleidoscope

'Tis always fun to play with statistics, so here's a few gleanings from the 1982 USA List.

Who earned the most places on the List? Two individuals are listed in six events, Mary Decker Tabb and Jane Frederick. Decker-Tabb, however, is Numero Uno in all six of her events - 800, 1500, mile, 3000, 5000 and 10000. Frederick is tops in only one of her six - the heptathlon. But to make the List in six events is an accomplishment and Frederick's name appears in the 100 hurdles (21st), high jump (14th), long jump (53rd), shot put (13th) and javelin (20th). Not too shabby. Several athletes made it in four events but no one was named in five.

Which schools and/or clubs grabbed the most spots? As for the schools, no institution placed someone in every event although UCLA came close, missing a placer in only the 5000. Oregon and Tennessee missed in two events. Oregon had no one in the 100 or heptathlon while Tennessee had zilch in the two jumps.

Oregon had the most names on the US List with 34 including 6 in the 1500

and four in the javelin and 3000. Tennessee with 30 positions was evenly balanced throughout with never more than three people in a single event. Third went to UCLA with 26 positions, 10 of them in the sprints. Surprises included San Diego State in fourth position and Cal Poly/SLO finishing ahead of Nebraska, Oklahoma, Houston, et al. Here's the top fifteen:


1-Oregon	34
2-Tennessee	30
3-UCLA	26
4-San Diego St	25
5-Arizona	21
Virginia	21
7-Stanford	20
8-Florida St	18
9-Cal Poly/SLO	17
10-Nebraska	16
11-Oklahoma	15
12-Houston	13
13-Prairie View	12
Michigan	12
15-Texas	11

As for the Clubs, only two really were into it. Athletics West, with 32 spots in the distances - 6 in the 800, 8 in the 1500, 6 in the 3000, 7 in the 5000 and 5 in the 10k - was the top club with 39 positions. The LATC was next with 20 positions, 14 of which were in the sprints and hurdles. The Oregon TC and Wilt's AC each had 9 positions to round out the top clubs.

Big topic for discussion is always the effect foreign athletes have on the

US scene. What events did the foreigners dominate or place the most people? There were 19 foreigners in the 1500 list, 16 in the 3000 and 15 in the 5000. The 400 and 800 each had 12. Of all the events, the hurdles were the most "pure" US events. The 100m hurdles had only two foreigners make the list and they were far down - Gina Tempro in 27th and Maureen Prendergast in 53rd positions. In the field events, five of the top 13 places in the high jump went to foreign athletes. There were nine foreigners placing in the shot and five of them were at or near the top of the list in first, third, fourth, eighth and twelfth places. They were 1-2-6 in the discus. Here's a chart showing the number of foreign athletes on the US List and also how many were in the Top Ten:

Event	List	Top 10
100	8	2
200	9	3
400	12	4
800	12	2
1500	19	2
3000	16	4
5000	15	4
10000	8	1
100h	2	0
400h	6	1
HJ	9	3
LJ	6	2
SP	9	4
DT	6	3
JT	3	1
Hept	7	1



SIX EVENTERS: Two US athletes made the 1982 List in six events. On the left is Mary Decker-Tabb who was number one in the 800, 1500, mile, 3000, 5000 and 10k runs. Right is Jane Frederick who led the nation in the heptathlon and was also on the List for the 100m hurdles, high jump, long jump, shot put and javelin. (Photos by Bill Leung, Jr.)

100 METERS

(#=Hand time +0.24)

- 10.93 Evelyn Ashford (Med TC)
- 11.03 *Merlene Ottey (Nb/Jam) 10.97w
- 11.12 Florence Griffith (UCLA)
- 11.14 Diane Williams (CSLA) 11.13w
- 11.16h Jeanette Bolden (UCLA) 11.12w
- 11.26 Jackie Durham (Angelo State)
- 11.32 Sheryl Pernel (TSU)
- 11.32h Jackie Washington (Hst) 11.20w
- 11.33 *Leleith Hodges (LATC/Jam)
- 11.33 Kathrene Wallace (TxSth)
- 11.34 Chandra Cheeseborough (TSU)
- 11.36h Benita Fitzgerald (Tn) 11.13w
- 11.37 Alice Brown (WAC)
- 11.38h Randy Givens (F1St) 11.23w
- 11.41 Karen Hawkins (Atoms)
- 11.43 Lisa Thompson (UNLV) 11.31w
- 11.43 LaShon Nedd (UCLA) 11.27w
- 11.44# Sonia Clark (S.Car.St)
- 11.44# Casandra Graham (PV)
- 11.44h Pam Marshall (Coast Ath)
- 11.46 Michelle Mathias (St TC)
- 11.48 Brenda Morehead (WAC)
- 11.50 *Ester Hope (JksSt/Tri)
- 11.50 Sheri Funn (G Mason)
- 11.52 Ada Hay (SMCC)
- 11.52 Donna Dennis (Wa HS)
- 11.54 Ramona Riley (Mo)
- 11.54# Janice Hinkson (S.Car St)
- 11.54# *Marita Payne (F1St/Can)
- 11.55 *Jenifer Innis (CSLA/Guy)
- 11.56 Sheila LaBome (PV)
- 11.57 *Janice Bernard (DC Int/Tri)
- 11.58h Sharon Moultrie (TxTech)
- 11.58h Brenda Cliette (F1St TC)
- 11.59h *Jackie Pusey (LATC/Jam) 11.45w
- 11.60 Allison Dotson (E.Ok JC) 11.24w
- 11.61 Wanda Fort (TSU)
- 11.61 Gervaise McCraw (Cal HS) 11.60w
- 11.62 Alicia McQueen (Nb)
- 11.62 Sandra Howard (LATC)
- 11.62s Janet Davis (Miss HS) 11.50w
- 11.63 Darlene Jefferson (Hst)
- 11.63h Lisa Winston (Cal HS)
- 11.64# Donna Carley (Sac St).
- 11.64# Tara Mastin (Un)
- 11.64h Novaita Samuels (Tx A&M)
- 11.64h Susan Shurr (Tx)
- 11.66 Barb Frazier (TSU)
- 11.66 Hollette Flowers (Sthn)
- 11.66h Colleen Hanna (Iowa St)
- 11.66 Vereen (Trenton, NJ)
- 11.67 Sandy Harris (SW Mi CC)
- 11.68 Glynna Beaty (Ab.Chris)
- 11.68 Liz Greathouse (E.Ill)
- 11.68 Latanya Dawkins (Cal HS)
- 11.69 Sharon Ware (AzSt) 11.31w
- 11.69 Zelda Johnson (Cal HS)
- 11.69 *Shonell Ferguson (DC.Int/Bah)
- 11.70 Clotee Cowans (NE La)
- 11.70 Denean Howard (Cal HS)
- 11.70 Crystal Williams (NY HS)
- 11.70 Janet Davis (Miss HS)
- 11.71 Tina Sams (Alcorn St)
- 11.71 Teri Chapple (AzSt)
- 11.71 Bea Reese (UTEP) 11.57w
- 11.72 Tamela Holland (CP/SLO) 11.63w
- 11.72 Sheila Henderson (Alcorn St)
- 11.72h Lori Smith (SDS)
- 11.72 Tate (Miami, Fl)
- 11.73 Sharrieffa Barksdale (Tn)
- 11.73h Sharon McDonald (TxSth) 11.68w
- 11.73h Janet Dodson (MorgSt)
- 11.74# Williams (Miss Valley)
- 11.74# Jewel Lovelady (CS Bak) 11.70w
- 11.74 Sonya Brown (E.Ill)
- 11.74 McKenzie (W.Bloomfield)
- 11.75 Judy Winski (Wis)
- 11.75h McDonald (N.Tx)
- 11.75h Monica Taylor (CalHS) 11.62w
- 11.75 Cora Sherman (Tx HS)
- 11.76h Martha Evans (Angelo St)
- 11.78 Glenvira Williams (Murray St)



Alice Jackson (Jeff Johnson photo)



Janet Dodson (Jeff Johnson photo)



Pam Marshall (Jeff Johnson photo)

- 11.78h Kana Smith (Tx Tech)
- 11.79h Andrallette Gill (CSB) 11.68w
- 11.79 Mamie Wilson (Durham St)
- 11.79 Michelle Finn (Fl HS)
- 11.80 Nina Thompson (Wichita St)
- 11.80h Felicia Moore (Ok)

Wind Aided

- 11.30 Gwen Loud (LAM)
- 11.57 Bea Reese (UTEP)
- 11.64 Trena Carpenter (Tx HS)
- 11.65h Laura Wright (Rice)
- 11.73h Sandra Howard (LATC)
- 11.75 Robin Simmons (IngPanthers)
- 11.76 Nedrea Rodgers (Cal HS)
- 11.80 Leitia Sherrill (CS Bak)
- 11.80 Chernakii Knighton (AM Tr)

200 METERS



(#=Hand time +0.24)

(+=220y -0.10)

- 22.10 Evelyn Ashford (Med TC)
- 22.17 *Merlene Ottey (Nb/Jam)
- 22.34 Florence Griffith (UCLA)
- 22.54# Randy Givens (F1St)
- 22.91 *Marita Payne (F1St/Can)
- 22.92 *Grace Jackson (Al A&M/Jam)
- 23.05 Chandra Cheeseborough (TSU)
- 23.18 Lisa Thompson (UNLV)
- 23.20 La Shon Nedd (UCLA)
- 23.21 Michelle Mathias (StTC)
- 23.21 Janet Davis (Miss HS)
- 23.25 Denean Howard (Ca HS)
- 23.29 Alice Brown (WAC)
- 23.34 Cassandra Graham (PV)
- 23.34 Pam Marshall (Coast Ath)
- 23.39 Donna Dennis (Wa HS) 23.33w
- 23.39 *Jackie Pusey (CSLA/Jam)
- 23.40h Diane Williams (CSLA)
- 23.41 Karen Hawkins (Atoms)
- 23.44 Alice Jackson (DC Int)
- 23.44 Easter Gabriel (PV)
- 23.48 Rosalyn Bryant (LATC)
- 23.49 Jeanette Bolden (UCLA)
- 23.50 Benita Fitzgerald (Tn)
- 23.54 Gervaise McCraw (Ca HS) 23.27w
- 23.57 *Leleith Hodges (LATC/Jam)
- 23.57 Merry Johnson (W.Tx St)
- 23.59h Novaita Samuela (Tx A&M)
- 23.59 Tonja Stevens (Pa HS)
- 23.62h Darlene Jefferson (Hst)
- 23.66 *Angela Williams (NY HS/Tri)
- 23.68 Sheryl Pernel (TSU)
- 23.69 Gwen Gardner (WLACC)
- 23.73 Allison Dotson (E.Ok CC)
- 23.74# Janet Dodson (Morg St)
- 23.75h Jackie Washington (Hst) 23.34w
- 23.76 Donithy Jones (Ohio St)
- 23.77 Angie Wright (Fl St)
- 23.77 Ada Hay (SMCC) 23.64w
- 23.79 Susan Shurr (Tx)
- 23.80 Diane Pullins (Ca HS)
- 23.81 Latanya Dawkins (Ca HS)
- 23.82 Alicia McQueen (Nb)
- 23.83 Kelia Bolton (St TC) 23.72w
- 23.83 Zelda Johnson (Ca HS) 23.63w
- 23.84# Donna Carley (Sac St)
- 23.85 Jackie Joyner (UCLA)
- 23.85 Diane Dixon (NY HS)
- 23.87 Lorna Forde (Atoms)
- 23.88h Sharon McDonald (N.Tx St)
- 23.88 Loretta Edwards (PV)
- 23.89 Clotee Cowans (NE La)
- 23.90 *Janice Bernard (DC Int/Tri)
- 23.93 Lisa Pinkney (Southern)
- 23.93 Lisa Winston (Ca HS)
- 23.94# Sherri Howard (LATC)
- 23.94# Jeannie Warren (UTEP)
- 23.94 Sherri Funn (GM)
- 23.94s Nedrea Rodgers (Ca HS)
- 23.95 Colleen Hanna (Iowa St)
- 23.96 *Ruth Waitera (Az/Ken)

"PLEASE DON'T P

Over the years, we have received literally thousands of photos for use in WTFW. Most of them are good, legitimate pictures but once in a while a "strange" one finds its way to us. We are printing herewith some photos which we are sure the subject would cry out, "Please don't print my photo!" We appreciate their feelings, but to uphold the creed of the publisher, we are nevertheless printing the pictures - but we refrain from listing the subject's name or the photographer. We believe




PRINT MY PHOTO"

photographer Jeff Johnson said it best with this quote: "The craft of taking candid portraits of athletes involves the gentle intrusion into their awareness. If the photographer is too bold, the subject is startled or annoyed. The ideal situation is to have the subject framed and in focus at the moment she becomes aware of you, so you may catch the first expression of curiosity, bemusement, or, if one is lucky, a dazzling smile. Occasionally, the photographer achieves his goal. Now and then he doesn't." These shots are some when "he doesn't".



"Pick up your dianabol over there"



Photos by Jeff Johnson, Ralph Merlino, Bill Leung, Jr., Doug Schwab and Warren Morgan.

23.96 Shirley Walker (Wa HS)
 23.97 Asa Pennington (Ore St) 23.86w

Wind Aided

23.54# Kim White (Cal)
 23.75h Robinson (Cougars)
 23.92 Jeanne Arnold (Ca HS) 23.93
 23.93 *Grace Bakari (Ore/Gha)

400 METERS

(#=Hand Time +0.14)
 (°=Made on oversized track)

50.87 Denean Howard (Ca HS)
 51.18 Rosalyn Bryant (LATC)
 51.71h *Cathy Rattray (Tn/Jam)
 51.75 Diane Dixon (NY HS)
 51.79 Arlise Emerson (UCLA)
 51.89 *June Griffith (St TC/Guy)
 51.91 Florence Griffith (UCLA)
 51.99h *Marita Payne (FlSt/Can)
 52.01 *Charmaine Crooks (UTEP/Can)
 52.06 Sherri Howard (LATC)
 52.14# Delissa Walton (Tn)
 52.14 Easter Gabriel (PV)
 52.20h Rosalyn Dunlap (Mo)
 52.29h LaShon Nedd (UCLA)
 52.34 Merry Johnson (W.Tx St)
 52.36 Sharon Dabney (CSLA)
 52.41s Alice Jackson (DC Int)
 52.58 Robbin Coleman (Tx)
 52.61h Angela Wright (Fl St)
 52.64 *Merlene Ottey (Nb/Jam)
 52.68 Gwen Gardner (LAM)
 52.83 *Jackie Pusey (CSLA/Jam)
 52.87h Loretta Edwards (PV)
 52.94# Lorna Forde (Atoms)
 52.94° Maxine Underwood (Mass HS)
 53.04 Evelyn Ashford (Med TC)
 53.18 Deanne Gutowski (LAM)
 53.24#° Lori McCauley (Rutgers)
 53.25 Denise Bullocks (Iowa St)
 53.34#h Jeannie Arnold (Ca HS)
 53.40 *Dorothy Scott (TWUTC/Jam)
 53.40 Lorna Tucker (Kan)
 53.41h Vernecia Smith (UNLV)
 53.42 Gervaise McCraw (Ca HS)
 53.44# Kim White (Cal)
 53.45h Donithy Jones (Ohio St)
 53.47 *Esme Austin (S.Car St/Bar)
 53.51 Sumetia Wells (Iowa St)
 53.56 Annette Campbell (Ok)
 53.56h Faye Paige (CSLB)
 53.56s Stephanie Bonner (Auburn)
 53.65 *Ruth Waithera (Az/Ken)
 53.68 Robin Campbell (St TC)
 53.68h *Dana Wright (Old D)
 53.74# Vogel Newsome (Miss Vly)
 53.74# Ericka Harris (Wa HS)
 53.74# Tami Hart (Penn St)
 53.76 Roberta Belle (DC Int)
 53.76 Gayle Kellon (Ca HS)
 53.76 Leslie Maxie (Ca HS)
 53.83 Lisa Garrett (Va)
 53.83 Nedrea Rodgers (Ca HS)
 53.83 Patty Taylor (Fl HS)
 53.85 *Grace Bakari (Ore/Gha)
 53.85 Bobbie Gilmore (Sac St)
 53.91 Kelia Bolton (St TC)
 53.93 Delphina Banks (CS Hay)
 53.97 Ovrill Brown (Fl St)
 53.98 Rolanda Conda (Ill)
 54.01 Tonya Brown (Fl St)
 54.01 Gail Emanuel (Grambling)
 54.04#h Ella Smith (N.Tx St)
 54.04# Karen Woods (Md HS)
 54.14# *Marcia Tate (Nb/Jam)
 54.15 Mary Jones (Fl A&M)
 54.15 Gardner (TSU TC)



GRACE BAKARI (Jeff Johnson photo)



LORI MCCAULEY (Jeff Johnson photo)



KELIA BOLTON (Jeff Johnson photo)

800 METERS

(#=Hand Time plus 0.14)
 (+=#80y -0.70)
 (°=Made on oversize track)

1:58.33 Mary Tabb (AW)
 2:00.07 Kim Gallagher (Pa HS)
 2:00.91 Delisa Walton (Tn)
 2:01.32 Joetta Clark (Tn)
 2:01.73 *Yvonne Hannus (St TC/Fin)
 2:01.74# Chris Mullen (AW)
 2:01.76 Sue Addison (Ore TC)
 2:02.08 *Dorian McClive (Cor/Swi)
 2:03.02 Lee Ballenger (AW)
 2:03.11 Leann Warren (Ore)
 2:03.14# Louise Romo (Cal)
 2:03.31 Deann Gutowski (LAM)
 2:03.54 Lee Ann Vanlandingham (LSU)
 2:03.58 Diane Richburg (NY HS)
 2:03.70 *Ranza Clark (Ore/Can)
 2:03.84#° Darlene Beckford (Lib AC)
 2:04.08 *Cathy Rattray (Tn/Jam)
 2:04.38s Regina Jacobs (Stanford)
 2:04.47 Robin Campbell (Stan TC)
 2:04.51 Robbin Coleman (Tx)
 2:04.77s *Regina Dramiga (NM/Uga)
 2:04.85 Tammy Etienne (Metro Str)
 2:05.04 Ovrill Brown (Fl St)
 2:05.57 Pam Sedwick (Mich St)
 2:05.64# *Monica Joyce (SDS/Ire)
 2:05.67 Kay Stormo (Iowa)
 2:05.83 Cindy Bremser (Wis United)
 2:05.94# Tara Arnold (Tx)
 2:06.07 Trescia Palmer (Cal HS)
 2:06.21 Rennie Durand (Cal HS)
 2:06.21 *Marie Simonson (Drake/Swe)
 2:06.23 Francie Larrieu (NBTC)
 2:06.27 Barb Ennis (Indiana)
 2:06.31 Jill Haworth (Va)
 2:06.33 *Jo White (Rich/GB)
 2:06.44# Tami Essington (Nb)
 2:06.44# *Revah Knight (Gram/Jam)
 2:06.70 Cathie Twomey (AW)
 2:06.77 Michelle Bush (UCLA)
 2:06.81 Debbie Bottomly (UC Irvine)
 2:06.85 Joan Hansen (AW)
 2:06.89 Sheila Montgomery (Indiana)
 2:06.90 Jennifer Whitfield (Vil)
 2:06.94 Alda Cossi (DC Cap)
 2:06.95 Jessica Spies (Cal HS)
 2:07.00 Kerri Zaleski (Cal HS)
 2:07.20 *Lai Lih-Jiau (SCRR/Taiwan)
 2:07.34#h Esther Scherzinger (CP/SLO)
 2:07.36h Terry Pioli (Penn St)
 2:07.39 Maggie Keyes (AW)
 2:07.42 Linda Goen (UCLA)
 2:07.46 Margaret Metcalf (NM)
 2:07.48 Disa Lewis (Rice)
 2:07.48 Jo Ann Dohanich (N.Tx St)
 2:07.48 *Maureen Houghton (Ok/Can)
 2:07.59 PattiSue Plumer (Stanford)
 2:07.62 Suzanne Frederick (Mich)
 2:07.74# Linda Portasik (Tn)
 2:07.74# Sheila Ralston (WAC)
 2:07.74#° Carolyn Mitchell (Ma HS)
 2:07.94# Rochelle Collins (UTEP)
 2:08.00 Doreen Best (BOHAA TC)
 2:08.04# Deborah Roberson (DC Int)
 2:08.10 Maryann Brunner (Wis)
 2:08.14# Susan Gregg (Wash)
 2:08.14# Sandra Gregg (Wash)
 2:08.17 Stacey Zartler (Tx HS)
 2:08.18 Michelle Taylor (Cal HS)
 2:08.22 *Rose Thomson (Wis/Ken)
 2:08.34# Donna Curtis (USC)
 2:08.34# Bobbie McGee (NJ HS)
 2:08.35 Kim Kelly (Va)
 2:08.36 Andrea Marek (Purdue)
 2:08.37 Sharon Dabney (CSLA)
 2:08.53 Dorcas Turner (Del St)
 2:08.54# Donna Campbell (Fl)
 2:08.62 Linda Nicholson (Va)
 2:08.73 Charlotte Reeves (N.Az)
 2:08.74# Jackie Sedwick (Mich St)
 2:08.74# Kidd (Ind St)
 2:08.84# Sandy Beach (Az St)

2:08.84 Michelle Hopper (Med TC)
 2:08.89 Peggy Huffenach (Ind, Pa)
 2:08.94 Claudette Groenendahl (Ore)

1500 METERS

(#=Hand Time +0.14)
 (&=Made during mile run)

4:01.84#& Mary Tabb (AW)
 4:05.76 Cindy Bremser (Wis United)
 4:05.88 Leann Warren (Ore)
 4:06.69 *Monica Joyce (SDS/Ire)
 4:09.03 Sue Addison (AW)
 4:11.10 Francie Larrieu (NBTC)
 4:11.84#& Maggie Keyes (AW)
 4:12.67 *Lorraine Moller (NBTC/NZ)
 4:12.85 Darlene Beckford (Harvard)
 4:13.14#& Cathie Twomey (AW)
 3:13.44#& Brenda Webb (AW)
 4:14.00 Michele Bush (UCLA)
 4:14.64#&*Regina Joyce (Wash/Ire)
 4:14.94 Kathy Hayes (Ore)
 4:15.07 *Jo White (Rich/GB)
 4:15.50 Joan Hansen (AW)
 4:16.27 Kellie Cathey (Ok)
 4:16.54#& Linda Goen (UCLA)
 4:16.54# Lesley Welch (Va)
 4:16.82 *Eva Ernstrom (SDS/Swe)
 4:16.84 Kim Gallagher (Pa HS)
 4:16.94#& Polly Plumer (Cal HS)
 4:17.03 Suzanne Frederick (Mich)
 4:17.24 Jill Haworth (Va)
 4:17.28 *Lynn Kanuka (SDS/Can)
 4:17.34#& Ceci Hopp (Stanford)
 4:17.44 Jan Merrill (AGAA)
 4:17.74# Lisa Welch (Va)
 4:18.24# Joan Nesbitt (N.Car)
 4:18.24# Susan Girard (N.Car St)
 4:18.34#& Sheila Ralston (WAC)
 4:18.78 *Rose Thomson (Wis/Ken)
 4:18.97 Linda Portasik (Tn)
 4:19.14 *Bernadette Madigan (Ky/GB)
 4:19.53 Andrea Marek (Purdue)
 4:19.67 *Dorthe Rasmussen (ISU/Den)
 4:19.74# *Margaret Coomber (Fl St/GB)
 4:19.85 Eileen Kraemer (CP/SLO)
 4:19.86 Amy Harper (CP/SLO)
 4:19.91 Patti Murnane (Penn St)
 4:20.24# Claudette Groenendahl (Ore)
 4:20.34#&*Doriane McClive (Cor/Swi)
 4:20.74# Patti Sue Plumer (Stanford)
 4:21.40 Joetta Clark (Tn)
 4:21.66 Margaret Spotts (Cal)
 4:21.88 Tara Arnold (Tx)
 4:21.94# Margaret Groos (Un)
 4:22.14# Kay Stormo (Iowa)
 4:22.50 Ann Pewe (Mich St)
 4:22.54# Michelle Hopper (Med TC)
 4:22.54# Disa Lewis (Rice)
 4:22.64 Vickie Cook (Cal HS)
 4:22.94#& Julie Shea (AW)
 4:23.14# Marissa Schmitt (Va)
 4:23.20 Mary Herlihy (Harvard)
 4:23.22 Joy Hansen (Az)
 4:23.27 *Kerry Robinson (Clem/Scot)
 4:23.34# Jenny Strickler (Harvard)
 4:23.34#& Christine Curtin (NY HS)
 4:23.37 Michelle Rowan (NJ HS)
 4:23.38 Anthea James (Az)
 4:23.64# Alice Trumbly (Cal)
 4:23.94# Nancy Scardina (NH)
 4:23.94# Diana Richburg (NY HS)
 4:24.04 Pat Walker (Md)
 4:24.14# Kim Roth (Ore HS)
 4:24.16 Wren Schafer (Iowa St)
 4:24.19 *Midde Hamrin (Lamar/Swe)
 4:24.34#& Sande Cullinane (N.Car St)
 4:24.44# Debbie Eide (Ore TC)
 4:24.79 *Ranza Clark (Ore/Can)
 4:24.88 Joan Benoit (AW)
 4:24.90 Andrea Fischer (Mo)
 4:25.14# Karen Drake (Ore)
 4:25.24# Debbie Pavik (Ms AC)
 4:25.29h *Debbie Schulte (Prin/Can)
 4:25.55 *Christine Rose (VAC/GB)



DEBBIE EIDE (Jeff Johnson photo)




ALICE TRUMBLY (Jeff Johnson photo)



SANDY CULLINANE (Jeff Johnson photo)

4:25.60 *Mary Barrett (Har/Can)
 4:25.84 *Bev Cox (Fl St/Can)
 4:26.20 Kathy Bryant (Tn)
 4:26.34# Doreen Startare (Penn St)
 4:26.46 Sara Stricker (Nb)
 4:26.71 Becky Cotta (Purdue)
 4:26.84# Missy Alston-Kane (Un)
 4:26.84 Kim Schnurpfeil (Stan)
 4:27.14 Linda Detlefsen (Ga)
 4:27.40 *Kate Wiley (Har/Can)
 4:27.46 Rosa Gutierrez (Ore)
 4:27.58 Juanita Wilson (Tx HS)
 4:27.64# Sandra Gregg (Wash)
 4:27.64 Debbie Vetter (Az TC)
 4:27.65 Laura Koterba (CSLB)
 4:27.76 Veegee Elsen (Ill)
 4:27.94# Ellen Schlatter (Ore HS)
 4:27.94# Jessica Spies (Cal HS)
 4:27.94 Tina Allen (Cal HS)



MARGARET GROOS (Jeff Johnson photo)


ONE MILE

(#=Hand time plus 0.14)

4:18.08 Mary Tabb (AW)
 4:29.21 Cindy Bremser (Wis.United)
 4:30.54# *Monica Joyce (SDS/Ire)
 4:30.95 Francie Larrieu (NBTC)
 4:31.26 Brenda Webb (AW)
 4:31.52 Maggie Keyes (AW)
 4:32.07 Cathie Twomey (AW)
 4:34.11 Sue Addison (Ore TC)
 4:34.16 *Regina Joyce (Wash/Ire)
 4:34.82 Jill Haworth (Va)
 4:35.24 Polly Plumer (Cal HS)
 4:35.56 Lesley Welch (Va)
 4:36.52 Michele Bush (UCLA)
 4:36.64# Ceci Hopp (Stanford)
 4:36.75 Linda Goen (UCLA)
 4:36.94 Kim Gallagher (Pa HS)
 4:37.00 *Jo White (Rich/GB)
 4:38.38 Susan Girard (N.Car St)
 4:39.62 Sheila Ralston (WAC)
 4:39.72 *Dorian McClive (Cor/Swi)
 4:39.77 Andrea Marek (Purdue)
 4:41.96 Lisa Welch (Va)
 4:42.14# *Lynn Kanuka (SDS/Can)
 4:42.14# Vickie Cook (Cal HS)
 4:42.44# Debbie Eide (Ore TC)
 4:42.65 Julie Shea (AW)
 4:42.94# *Ranza Clark (Ore/Can)
 4:43.24# Christine Curtin (NY HS)
 4:44.44# Michelle Rowan (NJ HS)
 4:44.51 Sande Cullinane (N.Car St)
 4:44.57 Missy Kane (KTC)
 4:44.94 Doreen Startare (Penn St)
 4:45.34# Eryn Forbes (Ore)
 4:46.02 Margaret Groos (Un)
 4:46.14 Denise Ball (Cal HS)
 4:46.93 Diane Richburg (NY HS)
 4:47.13 Tina Allen (Cal HS)
 4:47.14# Jessica Spies (Cal HS)
 4:47.25 Patti Murnane (Penn St)
 4:47.64# *Eva Ernstrom (SDS/Swe)
 4:47.94# Liz Natale (Ma HS)
 4:48.14# Kristin Perini (Ma HS)
 4:48.44# Connie Jo Robinson (Oh HS)
 4:48.74# Rosa Gutierrez (Ore)
 4:48.94# Michelle Hopper (Med TC)
 4:49.94# Pat Walker (Md)



NANCY CONZ leads PIA PALLADINO and KATHY MILLS. (Jeff Johnson photo)



JUDI ST. HILAIRE. (Jeff Johnson photo)



PATSY SHARPLES. (Jeff Johnson photo)

3000 METERS
(#=Hand time +0.14)

- 8:29.71 Mary Tabb (AW)
- 8:45.53 *Anne Audain (Phil/NZ)
- 8:47.95 Jan Merrill (AGAA)
- 8:51.11 Cindy Bremser (Wis.United)
- 8:52.03 Francie Larrieu (NBTC)
- 8:53.24 *Monica Joyce (SDS/Ire)
- 8:54.97 Brenda Webb (AW)
- 8:55.05 *Regina Joyce (Wash/Ire)
- 8:55.38 Kathy Hayes (Ore)
- 8:55.76 *Lorraine Moller (NBTC/NZ)
- 8:55.98 Patti Sue Plumer (Stanford)
- 8:56.58 Maggie Keyes (AW)
- 8:57.27 Ceci Hopp (Stanford)
- 8:58.14# Cathie Twomey (AW)
- 8:58.44 *Eva Ernstrom (SDS/Swe)
- 9:02:01 *Midde Hamrin (Lamar/Swe)
- 9:05.65 *Kerry Robinson (Clem/Scot)
- 9:05.84# Julie Shea (AW)
- 9:06.84# Debbie Eide (Ore TC)
- 9:07.64# Eryn Forbes (Ore)
- 9:08.58 Ann Pewe (Mich St)
- 9:09.54 Lesley Welch (Va)
- 9:09.74# Andrea Fischer (Mo)
- 9:10.75 Rosa Gutierrez (Ore)
- 9:11.17 Kathy Bryant (Tn)
- 9:11.99 Mary Schilly (Met.Str)
- 9:12.65 *Dorthe Rasmussen (ISU/Den)
- 9:13.44# *Lynn Kanuka (SDS/Can)
- 9:14.02 Leann Warren (Ore)
- 9:14.19 Suzanne Girard (N.Car St)
- 9:14.38 Andrea Marek (Purdue)
- 9:15.64# *Bernadette Madigan (Ky/GB)
- 9:15.89 Melanie Weaver (Mich)
- 9:17.20 Margaret Wynne (Yale)
- 9:18.04 Lisa Welch (Va)
- 9:18.14# Cathy Branta (Wis)
- 9:20.14# *Wendy Van Mierlo (Il.St/Can)
- 9:24.44# Kim Schnurpfeil (Stanford)
- 9:24.26 Sandy Cullinane (N.Car St)
- 9:24.61 Eleanor Simonsick (Un)
- 9:25.02 *Judith Shepard (Clem/Scot)
- 9:25.08 *Jo White (Rich/GB)
- 9:25.72 Christine Curtin (NY HS)
- 9:25.84 Lynne Strauss (Pa HS)
- 9:26.41 Joy Hansen (Az)
- 9:26.43 Vickie Cook (Cal HS)
- 9:26.44# Patti Matava (Wa HS)
- 9:26.50 Katie Ishmael (Wis HS)
- 9:26.64# Stephanie Weikert (Clemson)
- 9:27.19 Doreen Ennis (WS AC)
- 9:27.58 Elizabeth Natale (Ma HS)
- 9:27.62 Lisa Larsen (Mich)
- 9:28.15 Melissa Schmitt (Va)
- 9:28.64# Missy Alston (KTC)
- 9:29.14# Linda Portasik (Tn)
- 9:29.89 *Liz Hjalmarsson (Dr/Swe)
- 9:30.44# Polly Plumer (Cal HS)
- 9:31.02 Kellie Cathey (Ok)
- 9:31.04# Diane Bussa (Mich St)
- 9:31.12 Susan Baxter (Tn)
- 9:31.24# Kim Gallagher (Pa HS)
- 9:31.24# *Glynis Quick (M.St/NZ)
- 9:32.31 Martha White (Va)
- 9:32.34 Jenny Stricker (Harvard)
- 9:32.54# *Karen Petley (Wash/Aus)
- 9:33.84# Eileen Kraemer (CP/SLO)
- 9:34.12 Carol Urish (HH)
- 9:34.16 Connie Case (Ore St)
- 9:34.40 Ann Henderson (Clev St)
- 9:34.55 Aileen O'Connor (Va)
- 9:34.69 Mary Shea (Un)
- 9:34.94# Mary Jane Wright (Va)
- 9:35.14# Jennifer Briscoe (Clem)
- 9:35.33 Tanya Fischer (Cal HS)
- 9:35.84# Michelle Hallett (Spr.Har)
- 9:36.64# Janell Neeley (BYU)
- 9:36.83 Sabrina Peters (Az St)
- 9:36.96 Cindy Duarte (Clemson)
- 9:37.09 Patti Gray (UC Davis)
- 9:37.34# Judy St. Hilaire (AW)
- 9:37.36 Nancy Gieske (SDS)
- 9:37.54# Michele Bush (UCLA)
- 9:38.39 Hershberger (Iowa)

- 9:38.64# Denise Ball (Cal HS)
- 9:39.19 Deirde Hathhorn (Mont)
- 9:39.24# Amy Harper (CP/SLO)
- 9:40.34# Kim Bird (E.Tn)

5000 METERS
(#=Hand time +0.14)

- 15:08.26 Mary Tabb (AW)
- 15:13.22 *Anne Audain (PTC/NZ)
- 15:33.50 Maggie Keyes (AW)
- 15:34.44# Brenda Webb (AW)
- 15:35.60 *Regina Joyce (Wash/Ire)
- 15:36.41 *Midde Hamrin (Lamar/Swe)
- 15:37.01 Eryn Forbes (Ore)
- 15:37.73 Kathy Bryant (Tn)
- 15:38.12 Kathy Hayes (Ore)
- 15:40.23 *Lorraine Moller (NBTC/NZ)
- 15:40.42 Joan Benoit (AW)
- 15:43.46 Debbie Eide (Ore TC)
- 15:45.26 *Monica Joyce (SDS/Ire)
- 15:46.37 *Eva Ernstrom (SDS/Swe)
- 15:51.64# Francie Larrieu (NBTC)
- 15:52.54 Julie Shea (AW)
- 15:59.34# *Lynn Kanuka (SDS/Can)
- 15:59.71 *Dorthe Rasmussen (ISU/Den)
- 15:59.84# Kellie Cathey (Ok)
- 16:00.24# Carol Urish (HH)
- 16:01.88 Marty Cooksey (AW)
- 16:02.74# Joan Hansen (AW)
- 16:03.04# Judy Bijala (UC Irvine)
- 16:12.81 *Wendy Van Mierlo (Il.St/Can)
- 16:13.14# Kim Schnurpfeil (Stanford)
- 16:13.15 *Carey May (BYU/Ire)
- 16:19.24 Nancy Conz (NBTC)
- 16:23.14# Susan Girard (N.Car St)
- 16:23.14 *Kate Wiley (Harv/Can)
- 16:23.17 *Glynis Quick (MSt/NZ)
- 16:24.14# Michelle Mason (Stanford)
- 16:24.44# Ceci Hopp (Stanford)
- 16:25.64# Mary Schilly (Metro St)
- 16:25.74 Janell Neeley (BYU)
- 16:26.38 Jan Oehm (Az)
- 16:26.63 Nan Doak (Iowa)
- 16:27.84# Ellen Lyons (Stanford)
- 16:28.44# Deirdre Hathhorn (Drake)
- 16:28.98 *Liz Hjalmarsson (Drake/Swe)
- 16:29.14# Sherri Crang (Idaho)
- 16:29.70 Alanna McCarthy (Purdue)
- 16:30.04# *Karen Petley (Wash/Aus)
- 16:30.44# Bridgette Baker (Mont)
- 16:32.20 Rosa Gutierrez (Ore)
- 16:32.74# Prochaska (CSLB)
- 16:33.32 Joy Hansen (Az)
- 16:34.66 Jennifer Briscoe (Un)
- 16:35.04# Cathy Branta (Wis)
- 16:35.14# Diane Bussa (Mich St)
- 16:36.20 Patti Gray (UC Davis)
- 16:36.35 Nancy Gieske (SDS)
- 16:36.44# Ann Locke (Stanford)
- 16:37.04# Peggy Saracino (Drake)
- 16:38.14 Janel LeValley (Kan St)
- 16:39.44# Cynthia Nagle (C-M-Scripps)
- 16:39.64# Beth Gleason (CP/SLO)
- 16:41.44# Debra Chaddock (SDS)
- 16:41.54# Susan Baxter (Tn)
- 16:42.20 Sabrina Dornhoefer (Mo)
- 16:42.21 Cindy Duarte (Clemson)
- 16:42.28 Stephanie Weikert (Clemson)
- 16:42.44# Lynn Nelson (Mankato St)
- 16:44.04 Maria Trujillo (Az St)
- 16:44.83h Sande Cullinane (N.Car St)
- 16:44.84# Joan Nesbit (N.Car)
- 16:45.75h Jill Molen (Utah)
- 16:45.96 Lisa Larsen (Mich)
- 16:46.24# Liz Baker (SDS)
- 16:46.33 *Patsy Sharples (Idaho/RSA)
- 16:46.92 Mary Jean Wright (Va)
- 16:47.00 Colleen Casey (Trenton St)
- 16:49.14# Paula Ranzi (Penn St)
- 16:49.60 Ann Henderson (Clev St)
- 16:49.64# Karen Campbell (Mich St)



10000 METERS

(#=Hand time +0.14)

- 31:35.44# Mary Tabb (AW)
- 32:22.64# Kellie Cathey (Ok)
- 32:30.94# Joan Benoit (AW)
- 33:06.09 Kim Schnurpfeil (Stanford)
- 33:14.74# Debbie Eide (Ore TC)
- 33:28.24# Brenda Webb (AW)
- 33:31.84# Eryn Forbes (Ore)
- 33:37.84# *Midde Hamrin (Lamar/Swe)
- 33:38.74 Julie Shea (AW)
- 33:48.11 Michelle Mason (Stanford)
- 33:48.24# Jill Molen (Utah)
- 33:57.34# Michele Bush (UCLA)
- 33:59.44# *Patsy Sharples (Idaho/RSA)
- 34:00.59 Carol Urish (HH)
- 34:03.04# *Glynis Quick (MS/NZ)
- 34:07.74# Ann Locke (Stanford)
- 34:09.54# Ellen Lyons (Stanford)
- 34:12.54# *Karen Petley (Wash/Can)
- 34:12.97 Sue King (NBTC)
- 34:14.64# Linda McLennon (Lib.Nat)
- 34:15.50 Jan Oehm (Az)
- 34:16.24# Aileen O'Connor (Va)
- 34:24.94# Marty Cooksey (AW)
- 34:25.70 Lisa Larsen (Mich)
- 34:29.04# *Liz Hjalmarsson (Drake/Swe)
- 34:33.84# Doreen Ennis (WS AS)
- 34:36.04# Eleanor Simonsick (Un)
- 34:36.74# Beth Farmer (Fl)
- 34:40.24# Mary Shea (Un)
- 34:42.64# Colleen Casey (Trenton St)
- 34:42.94# Diane Bussa (Mich St)
- 34:43.54# *Carey May (BYU/Ire)
- 34:44.54# Liz Baker (SDS)
- 34:44:84# Jill Washburn (Mich St)
- 34:49.14# Marianne Dickerson (Ill)
- 34:49.23 Melanie Weaver (Mich)
- 34:49.74# Irene Crowley (CP/SLO)
- 34:50.74# Susan Baxter (Tn)
- 34:52.12 Eliza Carney (Az)
- 34:53.94# *Kim Bird (E.Tn/Can)
- 34:55.24# Debra Chaddock (SDS)
- 34:59.14# Chris Reid (W.Ill)
- 35:01.54# Jenny Spangler (Iowa)
- 35:06.38 Audrey Stavrum (SDS)
- 35:07.28 Eileen Crowley (CP/SLO)
- 35:07.33 Maria Trujillo (Az St)
- 35:07.51 Marilee Matheny (Tx A&M)
- 35:13.94# Karen Dunn (NH)
- 35:17.82 Maria Tilman (Ark)
- 35:18.27 Dottie Meyers (Seattle Pac)
- 35:19.54# Marilyn Allen (WVTC)
- 35:24.20 Francine Sandoval (Iowa St)
- 35:24.56 Bridgette Baker (Ore)
- 35:36.04# Linda Somers (UC Davis)
- 35:36.24 Beth Huff (Tn)
- 35:38.34# Mary Mason (UCSB)
- 35:40.54# *Patty Houseworth (S.Ill/Can)
- 35:42.33 Kathy Keller (Portland)
- 35:41.74# Bonnie Arnold (E.Mich)
- 35:48.45 Angie Pikschus (Ozarks)

100m HURDLES

(#=Hand time +0.24)

- 12.79 Stephanie Hightower (LATC)
- 12.89 Candy Young (FD)
- 12.92 Benita Fitzgerald (Tn)
- 13.01 Pam Page (LATC)
- 13.04# Kim Turner (UTEP)
- 13.29h Lori Dinello (Fl)
- 13.40 Gayle Watkins (Coast Ath)
- 13.42h Tonya Brown (Fl St)
- 13.51 Lori Smith (SDS)
- 13.54# Rhonda Scott (Southern)
- 13.55 Carol Lewis (Hst)
- 13.57h Jan Yarborough (CP/SLO)
- 13.60 Carolyn Faison (Fl St)
- 13.63 Rhonda Blanford (Nb)
- 13.64# Anita Epps (Va HS)
- 13.65 Lorna Russell (Purdue)

- 13.66 Shirley Walker (S.Cent.AA)
- 13.68 Maureen McGee (LAM)
- 13.69 Linda Weekly (Atoms)
- 13.69 Diane Thomas (Fred.TC)
- 13.70 Jane Frederick (Un)
- 13.71 Barbara Scott (Alabama)
- 13.72 Marlene Harmon (LATC)
- 13.73 Joanne Arnold (Aus.Peay)
- 13.75 Eugenia Perkins (Tx Sth)
- 13.75h Clara Hairston (Alabama)
- 13.76h *Gina Temprow (E.Mich/Bar)
- 13.77 Anthea Johnson (Jksn St)
- 13.79h Lavonna Martin (Ohio St)
- 13.81 Jackie Washington (LATC)
- 13.81 Jackie Joyner (UCLA)
- 13.84# Kathy Freeman (Southern)
- 13.84# Terri Walters (Tx Sthn)
- 13.84 Sherifa Sanders (Ok)
- 13.86 Kris Costello (Ore)
- 13.87 Linda Bourn (SDS)
- 13.87 Dan. Onyemelukwei (W.Ill)
- 13.88 Lexie Miller (Ore)
- 13.88 Laura Lim (Az)
- 13.89 Kay Garnett (Bell CC, Wa)
- 13.90 Lisa Jones (TSU)
- 13.90 Tonya Lowe (Ky)
- 13.91h Connie McKernan (Kansas)
- 13.94# Kim Whitehead (Morg St)
- 13.94# Shiri Milton (Sac CC, Ca)
- 13.95h Maria Williams (Purdue)
- 13.95h Antoinette Jackson (Ohio St)
- 13.95h Jackie Sedwick (MiSt) 13.82w
- 13.98 Angela Carson (S.Car.St)
- 13.98h Kathy Borgwarth (Wis)
- 13.98 Delores Gibbs (LIU)
- 13.99h Kelly Mathews (Iowa St)
- 14.00 *Maureen Prendergast (LIU/GB)
- 14.01 Darlene Grant (SC St)
- 14.01 Pat Lavallias (Hst) 13.94w
- 14.01s Christine Walls (NJ HS)
- 14.04 Linda Dowdy (SW Mi CC)
- 14.04# Kay Garnett (Bell CC)
- 14.05 Sonya Crowther (Ore St)
- 14.05 Stephanie Thomas (Mo)
- 14.06 Candice Williams (SEMO)
- 14.06 Robin Marks (Az) 13.91w
- 14.06 Tresdale (Temple)
- 14.09 Shari Pendleton (Nb)

Wind Aided

- 13.54 Karen Cannon (Un)
- 13.87 Kendra Keller (CAYA Jets)
- 13.89 Kathy Klaehn (Ky)
- 13.97 Stella Edwinson (BYU)
- 13.99 Debbie Da Costa (Fl HS)
- 14.02 Gail Wilson (Alaska HS)
- 14.03 Val Fleming (UNLV)
- 14.03 Kellie Gaines (Marin CC.Ca)
- 14.04# Konnie Mackey (Col St)

400m HURDLES

(#=Hand time +0.14)

- 56.28 Tammy Etienne (MetStr)
- 56.46 Tonya Brown (Fl St)
- 56.46 Edna Brown (Temple)
- 57.34 *Sandra Farmer (LATC/Jam)
- 57.80 Judi Brown (Mich St)
- 57.84# Colleen Williams (Idaho)
- 57.86 Pat Melton (Yale)
- 57.91 Robin Marks (Az)
- 57.93 Kim Whitehead (Morg.St)
- 58.16 Val Morgan (Ga)
- 58.18 Gayle Kellon (Cal HS)
- 58.20h *Dana Wright (Old D/Can)
- 58.21 Faye Paige (CSLB)
- 58.23s Sharrieffa Barksdale (Tn)
- 58.40 Lynn Gamble (PV)
- 58.45 Tami Hart (Penn St)
- 58.48s Marlene Harmon (LATC)
- 58.59 Debbie Esser (Un)



LINDA BOURNE (Jeff Johnson photo)



KELLY MATHEWS (Jeff Johnson photo)



MAUREEN MCGEE (Jeff Johnson photo)

58.65 Barbara Scott (Al)
 58.74# *Maureen Prendergast (LIU/GB)
 58.84# Lori McCauley (Rutgers)
 58.84# Lexie Miller (Ore)
 58.92h Angela Williams (Hawaii)
 59.06h Stephanie Vega (Brooklyn)
 59.09 Ellen Smith (Tx A&M)
 59.24# Karen Woods (Md HS)
 59.25 Konnie Mackey (Col St)
 59.28 Stella Edwinton (BYU)
 59.40 Kathy Freeman (Southern)
 59.40s Kelley Mathews (Iowa St)
 59.49 Karen Hatchett (Va)
 59.54# Pat Bradley (Vil)
 59.55 Sally Anderson (Princeton)
 59.64 Candy Young (FD)
 59.67 Joetta Clark (Tn)
 59.70 Rachael Clary (Hst)
 59.80 *Nicole Ali (Nb/Can)
 59.83 Esther Mahr (Md)
 59.84# Piper Bressant (Fl)
 59.99 Paula Payne (Mont)
 60.07h Brenda Peterson (UCLA)
 60.17 Lisa Nicholson (Ore)
 60.22 Teresa Hoyle (TWU TC)
 60.26h *Lia Liu-Jiau (SCRR/Taiwan)
 60.32 Janet Fluker (Aub)
 60.34# Susan Seebers (Fl)
 60.36 Chris Davenport (Iowa)
 60.38 Kim Hatchett (Va)
 60.38h Tracy Nelson (Tn)
 60.44# Angie Sibby (Miss.Vly)
 60.44 Jill Lancaster (Ok TC)
 60.46h *Chris McKay (Fl St/HS)
 60.47 Leisa Davis (Lincoln)
 60.51 Felicia Moore (Ok)
 60.55 Judy Thomas (Ky)
 60.58 Andrea Johnson (NJ HS)
 60.59 Sally Meinbress (Cal)
 60.60 Brenda Allwine (Ok)
 60.71 Debbie Da Costa (Fl HS)
 60.79 Jayne Glade (Ill)
 60.86 Moffatt (Al A&M)
 60.99 Debra Deutsch (NY PAL)
 60.99 Laurie Coaston (Wash)

HIGH JUMP

6' 6 3/4 Coleen Sommer (WAC)
 6' 5 *Debbie Brill (PCC/Can)
 6' 3 1/2 Phyllis Blunston (CSB)
 6' 3 1/2 Louise Ritter (PCC)
 6' 2 3/4 *Charmaine Gale (Az/RSA)
 6' 2 3/4 Joni Huntley (PCC)
 6' 2 1/4 Kym Carter (Kan HS)
 6' 2 *Suzanne Lorentzen (UTEP/Swe)
 6' 2 Sue McNeal (CP/SLO)
 6' 1 3/4 Cindy Greiner (Ore TC)
 6' 1 1/2 Mary Moore (Wa HS)
 6' 1 1/4 *Julie White (Boston/Can)
 6' 1 1/4 *Disa Gisladdottir (Al/Ice)
 6' 0 3/4 Jane Frederick (AW)
 6' 0 1/2 Carolyn Ford (Lamar)
 6' 0 1/2 Camille Harding (Wa HS)
 6' 0 Terri Turner (Tx HS)
 6' 0 *Maria Zanandrea (BYU/Bra)
 6' 0 Sheri Collins (Ore HS)
 6' 0 Renee Nickles (Ok)
 6' 0 Jane Clough (Ok)
 6' 0 Cindy Holmes (Az)
 6' 0t Frances Daniell (Ohio U)
 6' 0t Wendy Markham (Fl St)
 6' 0 Maggie Garrison (Un)
 5'11 1/2 Helen Ogar (Mo)
 5'11 1/4 Cynthia Gilbert (Ga)
 5'11 1/4 Tonya Alston (WAC)
 5'11 1/4 Ellie Hayden (E.Mich)
 5'11 1/4 Ann Bair (Va)
 5'11 1/4 Terri Johnson (Al)
 5'11 1/4 *Annette Tannander (Col/Swe)
 5'11 Roberta Willer (Tx HS)
 5'11 Melinda Clark (Tx HS)
 5'11 Yolanda Gibson (Brooklyn)


5'11 *Maggie Woods (Pur/Can)
 5'11 Sybil Reddick (Tx Sth)
 5'11 Patti Stafford (SDS)
 5'11 Carina Westover (Ore St)
 5'11 Keri Gosswiller (UCLA)
 5'11 Lisa Greenfield (Col)
 5'11 Sue Blake (Ore St)
 5'11 Katrina Johnson (Cal HS)
 5'11 Lisa Bernhagen (Id HS)
 5'10 3/4 *Linda McCurdy (UTEP/Can)
 5'10 3/4t Thea Ackerman (Mt.St.Mary's)
 5'10 3/4 Sherri Collins (Ore HS)
 5'10 1/2 Kathy Raugust (Cal)
 5'10 1/4 Sharon Pfister (NY HS)
 5'10 Frances Danielle (Ohio U)
 5'10 Julie Cosgrove (Idaho St)
 5'10 Heidi Asmus (B.Green)
 5'10 Cindy Cashell (Utah St)
 5'10 Denise Yamada (Cal HS)
 5'10 Jeanne Borchardt (Ore)
 5'10 Joanna Bullard (Mich)
 5'10 Carol Lewis (Hst)
 5'10 Esther Scherzinger (CP/SLO)
 5'10 Tonya Mendonca (Cal HS)
 5'10 Patsy Walker (Un)
 5'10 Michelle Reidi (Wis HS)
 5'10 Debbie Larsen (Wa HS)
 5'10 Harrell (Marines)
 5'10 Tish Edwards (NJ HS)
 5'10 Jerlean Cummings (Ill HS)
 5'10 Carla Wilmont (Tx HS)
 5'10 Jo Jones (Tx HS)
 5'10 Pam Simmons (NY HS)
 5'10 Volerie Everett (Fl HS)

LONG JUMP


22' 8 Jodi Anderson (LATC) 22'9w
 22' 4 1/2 *Jennifer Innis (CSLA/Guy)
 22' 4 1/4 Carol Lewis (Hst)
 22' 3 3/4 *Shonell Ferguson (DCI/Bah)
 21'11 Kathy McMillan (CA)
 21' 8 1/4 Jackie Joyner (UCLA)
 21' 6 3/4 Halcyon McKnight (Kan)
 21' 6 1/4 Gwen Loud (CA)
 21' 4 3/4 Pat Johnson (Wis)
 21' 2 3/4 *Myra Van Niekerk (Mac/RSA)
 21' 2 1/4 Donna Thomas (N.Tx St)
 21' 1 1/2 *Dorothy Scott (Atoms/Jam)
 21' 1 1/4 Melody Smith (Tx HS)
 21' 1 1/4 Veronica Bell (SCC) 21'2w
 21' 0 Kim Schofield (Fl)
 20'11 1/2 Kathy Rankins (Ga)
 20'11 1/2 Lori Risenhoover (Adams St)
 20'10 3/4 *Kelly Wenlock (Kan St/GB)
 20'10 Melba Allen (Hst)
 20'10 Teri Serrano (UC Davis)
 20' 9 3/4 Barbara Scott (Al)
 20' 9 Lorraine Ray (Stan TC)
 20' 8 Wendy Brown (Cal HS)
 20' 7 3/4 Becky Kaiser (Ill)
 20' 7 1/4 Marlene Harmon (LATC)
 20' 7 Lynn Gamble (PV)
 20' 7 Sharon Moultrie (Tx Tech)
 20' 6 1/4 Dorothea Brown (Ill HS)
 20' 6 Janet Yarbrough (CP/SLO)
 20' 5 3/4 Gayle Brandon (E.Ill)
 20' 5 Kellee Eubanks (Mo) 20'10w
 20' 4 1/2 Pam Donald (Stanford)
 20' 4 1/2 Vivian Reddick (Penn St)
 20' 4 1/4 Jewel Lovelady (CSB) 20'7w
 20' 3 3/4 Evalene Hatcher (Morg St)
 20' 3 3/4 Angela Carson (SC St)
 20' 3 Carla Johnson (Tx HS)
 20' 2 1/2 Jeanette Williams (Ind St)
 20' 2 1/2 Alice Bennett (Fl St)
 20' 1 1/2 Vogel Newsome (Miss Vly)
 20' 0 1/2 Lorna Russell (Purdue)
 20' 0 1/4 Glenvira Williams (Mur St)
 20' 0 1/4 Sonja Wortham (Pho CC)
 20' 0 Cornelia Jackson (PV)
 20' 0 Tracy Hopkins (Ill St)
 20' 0 Sandy Crabtree (USC)
 20' 0 Michelle Kelly (UC Irvine)



JEANNIE BORCHARDT (Jeff Johnson photo)



SUE McNEAL (Jeff Johnson photo)



SANDY CRABTREE (Jeff Johnson photo)



QUEENA BEASLEY (Jeff Johnson photo)



RAMONA PAGEL (Marshall Head photo)



KATHY PICKNELL (Jeff Johnson photo)

19'11 3/4 Robin Taylor (Old D)
 19'11 3/4 Cathy Barber (Ky)
 19'11 3/4 Sharon Green (Ill HS)
 19'11 1/2 Lexie Miller (Ore)
 19'11 1/2 Annette Alston (SC HS) 20'4w
 19'11 Tamela Penny (Md)
 19'11 Jane Frederick (AW)
 19'10 3/4 Milton (CS Sac)
 19'10 1/2 Katherine Wallace (Tx Sth)
 19'10 1/2 Jackie Durham (Ang St)
 19'10 1/4 *Annette Tannander (Col/Swe)
 19'10 1/4 Clarke

Wind Aided

22' 8 *Shonell Ferguson (DCI/Bah)
 21'11 3/4 Kathy McMillan (CA)
 21'10 1/4 Halcyon McKnight (Kan)
 21' 9 1/2 *Maryna Van Niekirk (Mac/RSA)
 21' 2 *Dorothy Scott (Atoms/Jam)
 21' 2 Veronica Bell (SCC)
 20'10 Kellee Eubanks (Mo)
 20' 8 Jan Yarbrough (CP/SLO)
 20' 7 Jewel Lovelady (CSB)
 20' 4 Annette Alston (SC HS)
 20' 2 1/2 Jane Mattke (Mn)
 20' 1 Kim Jones (Kan)
 20' 0 1/4 Sheila Nicks (CSB)

SHOT PUT

57' 3 3/4 *Meg Ritchie (Az/GB)
 56' 9 1/2 Lorna Griffin (AW)
 55'11 3/4 *Marita Walton (Md/Ire)
 55' 7 3/4 *Rose Hauch (Tn/Can)
 54' 2 1/2 Denise Wood (Knox TC)
 54' 0 1/2 Elaine Sobansky (Penn St)
 53'11 Sandy Burke (Neastern)
 53' 8 1/2 *Ria Stalman (LATC/Hol)
 53' 4 Ramona Pagel (CSLB)
 52'11 1/2 Annette Bohach (Indiana)
 52' 7 1/2 Nini Davis (St.John's)
 52' 6 *Cecil Hansen (Ok/Nor)
 52' 4 3/4 Jane Frederick (AW)
 52' 2 3/4 Annie McElroy (CSLB)
 52' 2 3/4 Kathy Picknell (Ore TC)
 52' 2 1/4 Natalie Kaaiawahia (Ca HS)
 52' 2 1/4 *Jennifer Smit (UTEP/Hol)
 51' 8 1/2 Peggy Pollock (CSLB)
 50'11 1/2 Julie Jones (BYU)
 50' 5 1/4 *Pat Walsh (Tn/Ire)
 50' 0 3/4 Marcia Mecklenberg (BTC)
 50' 0 Carol Cady (Stanford)
 49'10 3/4 Leslie Deniz (Az St)
 49'10 *Stine Lerdahl (Kan/Nor)
 49' 9 Tracey Toon (Va HS)
 49' 8 3/4 Sharon Hamilton (CSB)
 49' 8 1/4 Quenna Beasley (Ore)
 49' 8 Debbie Corley (CSB)
 49' 8 Robin Small (Nb)
 49' 5 3/4 Early Douglas (Tx Tech)
 49' 4 1/2 Jo Beth Palmer (Tx)
 49' 3 3/4 Jill Stenwall (WSTC)
 49' 3 1/2 Pinky Suggs (Kan HS)
 49' 3 1/4 Sharon Mitnik (Temple)
 49' 1 3/4 Lisa Ferry (Hst)
 48'11 3/4 Jenny Lemke (Az St)
 48'11 1/2 Gail Koziara (Dartmouth)
 48'11 *Cindy Crapper (Ky/GB)
 48'10 Terri Byland (Kent St)
 48' 9 1/2 Jackie Bland (E.Tn St)
 48' 6 3/4 Regina Cavanaugh (Tx HS)
 48' 2 1/2 Sue Doucette (Id St)
 48' 2 Pia Iacovo (Al)
 48' 1 3/4 Cheryl Kennedy (SDS)
 48' 1 Karen Waddell (PV)
 48' 0 Cheryl Baker (Md)
 47'11 1/2 Maryanne Berry (Glen.CC,Az)
 47'10 3/4 Gail Smith (Iowa)
 47'10 3/4 Lorraine Costanzo (Az)
 47'10 Caryl Van Pelt (Un)
 47' 9 3/4 Bonnie Dasse (VitP)
 47' 9 1/4 Jackie Wallace (Tn)
 47' 9 1/4 Penny Neer (Mich)
 47' 8 3/4 Karen Nitsch (Wis)

47' 8 Sharon Lotmore (Fl)
 47' 7 1/4 Jeri Daniels (Wm&M)
 47' 7 Pat Thomas (PV)
 47' 5 Suzie Ray (UCLA)
 47' 4 1/2 Debbie Lombardi (Wa St)
 47' 3 Victoria Gay (Tx Sthn)
 47' 2 1/2 Becky Levi (Pima CC)
 47' 2 1/4 Terry Helleck (NM)
 47' 0 1/4 Kam Johnson (Ore St)



KAREN McDONALD (Jeff Johnson photo)


DISCUS

218' 5 *Ria Stalman (LATC/Hol)
 216' 8 *Meg Ritchie (Az/GB)
 199' 9 Leslie Deniz (Az St)
 192' 1 Lorna Griffin (AW)
 190'10 Kathy Picknell (Ore TC)
 187' 2 *Pat Walsh (Tn/Ire)
 187' 1 Denise Wood (Knox TC)
 184' 0 Penny Neer (Mich)
 181'10 Jan Svendsen (WAC)
 181' 0 Lynne Anderson (Un)
 180' 7 Julie Hansen (SpWst)
 179' 0 Carol Cady (Stanford)
 177'10 Pia Iacovo (Al)
 176' 4 Cindy Johnson (Az HS)
 175' 6 Jackie Wallace (Tn)
 174' 5 Joan Gago (Hawii HS)
 174' 3 Julie Jones (BYU)
 173' 3 Natalie Kaaiawahia (Cal HS)
 173' 0 Karen McDonald (Ore)
 172' 0 Gale Zaphiropoulos (Wt City)
 170' 4 Didi Kavanaough (Hawaii HS)
 169' 9 *Marita Walton (Md/Ire)
 169' 7 Laura DeSnoo (SDS)
 167' 5 Robin Small (Nb)
 167' 5 Jacque Norton (Cal HS)
 167' 3 Leslie Hoerner (AIA)
 166' 9 Dana Olson (Hst)
 166' 6 Diane Oswalt (CS Hayward)
 165' 0 Mary Hyder (Mo)
 164'10 Karen Nickerson (Cal HS)
 164' 9 Pinky Suggs (Kan HS)
 164' 9 Terri Byland (Kent St)
 164' 7 Nadine Cox (Ohio St)
 163' 2 Glenda Ford (CS Hayward)
 162' 5 Pat Herrington (Id St)
 162' 3 Sandy Burke (Neastern)
 162' 3 Quenna Beasley (Ore)
 162' 2 Karen Wood (Nb)
 161' 9 Lindy Toman (UCLA)
 160' 5 Ramona Pagel (CSLB)
 160' 5 Jo Beth Palmer (Tx)
 160' 2 *Cindy Crapper (Ky/GB)
 159' 7 Becky McGranahan (Kan)
 159' 3 Wendy Robinson (CS Chico)
 159' 1 Kelly Landry (Al)
 159' 0 Sue Springer (Cal)
 158' 6 *Joruun Tangen (Ok/Nor)
 158' 5 Becki Levi (Pima CC)
 158' 0 Karilyn Gansel (Utah St)
 156' 7 Andrea Heilman (Ore)
 155' 6 Paula McGuire (Ga)
 155' 4 Laurie Bush (Wa St)
 155' 3 Vickilee Cobern (Tx A&M)
 155' 3 Sandra Johnson (Boise St)
 155' 0 Amy Jackson (Ind HS)

continued on page 24

JAVELIN

- 211' 3 Karin Smith (CP/SLO)
- 202' 3 Lynda Hughes (Ore)
- 202' 0 Kate Schmidt (PCC)
- 195' 0 Dana Olson (Hst)
- 194' 9 Cathy Sulinski (ML)
- 190' 4 Sally Harmon (Ore)
- 181'10 *Cindy Crapper (Ky/GB)
- 178'10 Patty Kearney (Ore TC)
- 174' 7 Danella Barnes (CP/SLO)
- 174' 2 Barbara Moro (Ful CC, Ca)
- 173'11 Deanna Carr (Wash)
- 173' 7 Susie Ray (UCLA)
- 173' 5 Jacque Nelson (UCLA)
- 173' 3 Liz Mueller (Pal JC, Ca)
- 171'11 Deena Bernstein (CA)
- 171'10 *Martha Hart (Az/Can)
- 170' 9 *Lorri Kokkola (Tx/Can)
- 170' 7 Kristen Engle (Cal)
- 169'10 Mary Chrobak (Tx)
- 169' 4 Jane Frederick (AW)
- 167' 6 Debbie Williams (Mich)
- 167' 1 Donna Mayhew (Az)
- 167' 0 Karolyn Welsh (Springfield)
- 166' 1 Rozlyn Rouse (Ore)
- 165' 3 Celeste Wilkinson (LATC)
- 164' 9 Julie Waage (Ore HS)
- 164' 8 Kathy Calo (Kent St)
- 164' 3 Marie Sherwood (St.Cloud St)
- 164' 0 Donna O'Carroll (Un)
- 163' 9 Gebhard (Un)
- 163' 2 Barbara Friedrich (Shore AC)
- 162' 5 Dodie Campbell (Az St)
- 162' 5 Vickie Smiley (Wa HS)
- 161' 1 Linn Dunton (ATA)
- 160'11 Julie Vobora (Ore)
- 160'11 Kelly Owen (Moorhead St)
- 159' 9 Sherry Calvert (CA)
- 159' 9 Sherri Schoenborn (Or HS)
- 159' 3 Gerzer (Un)
- 159' 2 Elaine Sundby (CS Hayward)
- 158'11 Pam Passera (Tn)
- 158' 9 Debbie Dibb (SDS)
- 158' 2 Susan Amey (Md)
- 157'10 Nancy Raczky (Fl)
- 157' 8 Jeanne Eggart (Un)
- 157' 7 Lorna Beaver (C.Wash)
- 157' 0 Beth Rockcliffe (Cal Luth)
- 155' 6 Sherrie Bates (Un)
- 154' 6 Kristi Nygaard (Ore St)
- 154' 1 Melanie Heitman (Iowa St)
- 154' 1 *Annette Tannander (Col/Swe)
- 154' 0 Rona (Un)



JENNY STARY (Jeff Johnson photo)



CELESTE WILKINSON (Jeff Johnson photo)

HEPTATHLON

- 6458 Jane Frederick (AW)
- 6126 Jackie Joyner (UCLA)
- 6030 Marlene Harmon (LATC)
- 5950 Cindy Greiner (Ore TC)
- 5818 Patsy Walker (Hst TC)
- 5808 *Annette Tannander (Col/Swe)
- 5637w Susie Ray (UCLA)
- 5615 Sue Brownell (Va)
- 5592 Sonya Crowther (Ore St)
- 5581 Cindy Banks (GBTC)
- 5575 *Julie White (Bos u/Can)
- 5526 Carrie McLaughlin (SDS)
- 5517 Mary Harrington (Un)
- 5514 Kathy Raugust (Cal)
- 5498 Kerry Zwart-Bell (USC)
- 5470w Tonya Alston (WAC)
- 5466 Renee Nickles (Ok)
- 5450 *Myrtle Chester (Tn/Guy)
- 5415 Lana Zimmerman (LSU)
- 5404 Sharon Hatfield (Cal HS)
- 5384 Kathy Gillespie (Iowa)
- 5372 Juanita Alston (Md)
- 5365 *Nora Araujo (Aub/Port)
- 5318 Kathy Borgwarth (Wis)
- 5311 Debra Larsen (Wa HS)
- 5287 Nancy Kindig (Nb)
- 5282 Debbie Da Costa (Fl HS)



BARBARA MORO (Jeff Johnson photo)

- 5267 *Marjan Goedhart (Nb/Hol)
- 5196 Roxanne Keating (Az)
- 5181 Carla Battaglia (Ind)
- 5161 Chris Vigule (Cal)
- 5158 Cindy Holmes (Az)
- 5153 *Brit Skjaeveland (UTEP/Fin)
- 5149 Bev Mortimer (Kan)
- 5142 *Linda Spenst (Mo/Can)
- 5129w Jenny Stary (MetStr)
- 5116 Rhonda Waddle (Az HS)
- 5105 Sharon Pfister (NY HS)
- 5101 Liz Carroll (CP/SLO)
- 5037 Chris Dubois (CP/SLO)
- 5024 Mozingo (Col HS)
- 5005 Christina Shriver (Towson St)
- 5005 Board (Wa HS)
- 5002 Denise Armstrong (Tx)
- 4954 Jan Wacasar (Ill)
- 4949 Melody Middleton (Mich)
- 4946 Deanna Carr (Wa)
- 4937 Janet Adams (Iowa)
- 4936 Rhonda James (Idaho)
- 4927 Ann Bair (Va)
- 4915 Gatzembide (Utah HS)
- 4913 Becky Gervase (Ill St)
- 4910 Harding (Wa HS)
- 4907 Yutta Shelton (Al)
- 4904 Charlene Dewey (Bradley)
- 4895 Alma Cobb (Army)
- 4880w Wendy Limbaugh (Utah St)
- 4873 Beth Rockcliffe (Cal Luth)
- 4872 Donna Tieg (Un)
- 4861 Laura Kirkham (Ket St)
- 4855 Polly Oas (Minn)
- 4837 Natalie Lew (NC HS)
- 4837 Vickie Anderson (Ore HS)
- 4830 Gloria Tyree (Ball St)
- 4822 Molly McCaughey (Ore HS)

4x100m RELAY
(#=Hand time +0.14)

- 43.45 Wilt's AC
- 43.67h Nebraska
- 43.73 Florida State
- 43.73 LATC
- 43.86 UCLA
- 44.27 CS Los Angeles
- 44.36 Tennessee
- 44.38 Atoms TC
- 44.49h Prairie View
- 44.60h Tenn State TC
- 44.68h Houston
- 45.00 UTEP
- 45.02 Coast Athletics
- 45.03h DC International
- 45.08h Ms AC
- 45.15 Cal Poly/SLO
- 45.22 SC Cheetahs
- 45.22h San Diego State
- 45.28 South Carolina State
- 45.34# Arizona State
- 45.39 Alabama A&M
- 45.40h UNLV
- 45.42 Dorsey HS, LA, Ca
- 45.57 Tennessee State
- 45.60 LA Mercurettes
- 45.61 Arizona
- 45.62 Texas Southern
- 45.64# Jackson State
- 45.66 South Central AA, Wa
- 45.69h Morgan State
- 45.69 CS Bakersfield
- 45.77 CS Northridge
- 45.82h CS Sacramento
- 45.99 Michigan
- 46.03 Alabama
- 46.04#hTexas
- 46.04#hNorth Texas State
- 46.10 Arkansas
- 46.16 Berkeley HS, Cal
- 46.17 Georgia
- 46.23 Southern

46.24# Rice
 46.24# Oklahoma
 46.24 Kansas
 46.25h Missouri
 46.26 Hawthorne HS, Cal
 (All 9th graders)
 46.26 Ganesha HS, Pomona, Cal
 46.27 St. Augustine's
 46.29 Angelo State
 46.34 Willingboro TC
 46.38 Eastern Illinois
 46.44# Iowa State
 46.50h Memphis Rec Dept
 46.61 Texas A&M
 46.64# TWU TC
 46.64# Auburn
 46.65 Florida A&M
 46.65 Sterling HS, Hst, Tx
 46.67 Oak Ridge HS, Orlando, Fl

4x400m RELAY
 (#=Hand time +0.14)
 (°=4x440y -1.20)

3:28.55 Tennessee
 3:28.68 LATC
 3:28.70 Florida State
 3:30.44 UCLA
 3:31.62 Atoms TC
 3:31.83 Wilt's AC
 3:31.84# Prairie View
 3:34.89 LA Mercurettes
 3:35.04 Stanford TC
 3:37.08 SC Cheetahs
 3:37.45 Texas Southern
 3:37.66 Texas
 3:38.29 Howard
 3:38.44 Houston
 3:38.68 UNLV
 3:38.70 BOHAA TC
 3:38.72 Mississippi Valley State
 3:38.84 DC International
 3:39.08 Morgan State
 3:39.58° Florida A&M
 3:39.65 Indiana
 3:39.72 Virginia
 3:40.08 California
 3:40.29 Southern
 3:40.57 Texas TC
 3:40.57 Iowa State
 3:40.89 Cal Poly/SLO
 3:40.92 Texas A&M
 3:40.95 Delaware State
 3:41.11 LSU
 3:41.12 Old Dominion
 3:41.24# UTEP TC
 3:41.34 Kansas
 3:41.43° Arizona
 3:41.72 Dorsey HS, LA, Cal
 3:42.00° South Carolina State
 3:42.04 Temple
 3:42.05 Villanova
 3:42.09 Washington
 3:42.24 Michigan State
 3:42.25 Ms AC
 3:42.37 Princeton
 3:42.39 Eastern Illinois
 3:42.42° Nebraska
 3:42.44# Oklahoma
 3:42.56 Western Illinois
 3:42.64#° Gazelle Striders
 3:42.73 Central HS, S.Plst, Md
 3:43.14# BITC
 3:43.26 Ganesha HS, Pomona, Cal
 3:43.35 Harvard
 3:43.57 NY PAL
 3:43.64# Manual Arts HS, LA, Cal
 3:43.75 Arkansas
 3:43.83 Grambling
 3:43.84# San Diego State
 3:43.84# Bowling Green
 3:43.98 Tennessee State
 3:44.64# California
 3:44.86 Cal Poly/Pomona
 3:45.44 Florida A&M
 3:45.91 Illinois

4x200m RELAY
 (#=Hand time +0.14)
 (°=4x220y -0.50)

1:33.75 Wilt's AC
 1:34.34#° Florida State
 2:35.34# Prairie View
 1:35.64# Morgan State
 1:36.54#° New Image TC
 1:37.11 South Carolina State
 1:37.34# Berkeley HS, Cal
 1:37.61 Coast Athletics
 1:37.74# Texas Southern
 1:37.78 LATC
 1:38.04# Southern
 1:38.24 Cal Poly/SLO
 1:38.43 CS Bakersfield
 1:38.54# Atoms TC
 1:38.59 Arizona State
 1:38.64# Smiley HS, Hst, Tx
 1:38.66 St. Augustine's
 1:39.14#° Alabama A&M
 1:39.24# Manual Arts HS, LA, Cal
 1:39.34# Lamarque HS, Tx
 1:39.54# Northeast Louisiana
 1:39.65 Tennessee State
 1:39.74 Garfield HS, Seattle, Wa
 1:39.84# Tascosa HS, Amarillo, Tx
 1:39.94# South Shore HS, Chicago, Il
 1:39.98 Florida A&M
 1:40.04# King HS, Philadelphia, Pa
 1:40.14#° Gentry HS, Indianola, Miss
 1:40.14# Clover Park HS, Tacoma, Wa
 1:40.14# Chadssy HS, Detroit, Mich
 1:40.50 Kansas
 1:41.05# CS Northridge
 1:41.16 LA Mercurettes
 1:41.54# Muir HS, Pasadena, Cal
 1:41.75 Oregon State
 1:41.85 USC
 1:42.24# California
 1:42.28° Dorsey HS, LA, Cal
 1:42.31 SEMO
 1:42.34#° McKinley HS, Washington, DC
 1:42.69 Cal Poly/Pomona
 1:42.82 CS Hayward
 1:43.14# NY Tech
 1:43.94# Long Island University

4x800m RELAY
 (#=Hand time +0.14)
 (°=4x880y -3.00)

8:22.26 Stanford TC
 8:26.58 LA Mercurettes
 8:32.13 Tennessee
 8:32.13 Virginia
 8:39.44 Texas
 8:39.71 Wisconsin
 8:40.62 Villanova
 8:42.21 Purdue
 8:42.59 LATC
 8:43.26 Coast Athletics
 8:43.59 Penn State
 8:45.65 Michigan State
 8:46.68 Rutgers
 8:47.37° Atoms TC
 8:47.53 Illinois
 8:48.13 San Diego State
 8:48.24 Arkansas
 8:49.89 Delaware State
 8:51.36 Indiana
 8:51.44 Texas Southern
 8:51.84# Cal Poly/SLO
 8:52.33° Moorhead State
 8:53.45 Harvard
 8:53.67° New Mexico
 8:53.78 Abilene Christian
 8:55.44# Georgia
 8:56.89 Texas A&M
 8:58.24° Richmond
 8:58.29 Upper Dublin HS, Pa
 8:58.74# Arizona State
 8:59.30° Liberty AC

8:59.84# Nebraska
 9:00.04# California
 9:00.65° San Jose Cindergals
 9:01.44# Indiana State
 9:01.83 LSU
 9:02.64# Metroplex Striders
 9:03.50# Starlets TC
 9:03.66° Idaho
 9:04.17 North Texas State
 9:04.21 Michigan
 9:04.74# Iowa State
 9:05.21 Minnesota
 9:05.44# Iowa
 9:06.27 Bowling Green
 9:06.34# William & Mary
 9:06.84° Northern Arizona
 9:06.84# Temple
 9:07.30° Keystone TC
 9:08.35 Ms AC
 9:08.44# Kansas
 9:08.67 Midland
 9:09.21 Mt. Hood CC
 9:09.24# Mankato State
 9:09.33 Eastern Michigan

800m SPRINT MEDLEY RELAY
 (#=Hand time +0.14)
 (°=880y -0.50)

1:36.79 Wilt's AC
 1:37.57 LATC
 1:38.28 SC Cheetahs
 1:38.84# Nebraska
 1:38.85 Prairie View
 1:39.40 Tennessee
 1:39.46 LA Mercurettes
 1:39.64 UTEP
 1:39.69° South Carolina State
 1:39.71 Texas
 1:40.34# Missouri
 1:40.67h Atoms TC
 1:40.94# UCLA
 1:40.98 Houston
 1:41.01 DC International
 1:41.01 Texas Southern
 1:41.44 Tennessee State
 1:41.72 North Texas State
 1:41.84# Iowa State
 1:41.94 Ms AC
 1:42.04# Florida State
 1:42.04° Rice
 1:42.05 Texas A&M
 1:42.25° Eastern Illinois
 1:42.29° New Image TC
 1:42.42 Arkansas
 1:42.51 Illinois
 1:42.54# Southern
 1:42.55 St. Augustine's
 1:42.64# Jackson State
 1:42.66 Mississippi Valley State
 1:42.91 Eastern Michigan
 1:42.98 Rutgers
 1:43.01 Michigan
 1:43.04# Western Illinois
 1:43.40° Grambling
 1:43.55 Purdue
 1:43.56h LSU
 1:43.63 Bowling Green
 1:43.68 Michigan State
 1:43.70h Indiana State
 1:44.23° California
 1:44.33h Iowa
 1:44.54# Coast Athletics

DISTANCE MEDLEY
 (#=Hand time +0.14)
 (°=2.5 mile -3.10)

11:07.64#° San Diego State
 11:12.51 Virginia
 11:16.64#° Stanford



ON THE ROAD AGAIN By Jack Welch

Just to show that you can't take me for granted, (Question: Does familiarity breed contempt? Answer at end of column.), I am eschewing frivolity this month. Too many women, too little space.

Much to its credit, the RRCA has rejected TAC's policy of recognizing American records for (open) women which are established in women-only races. As reported in "Road Race Management", RRCA President Jerry Kokesh explained that the ruling "is not consistent with the promotion of women's running" and that "it gives large mixed-race directors another reason not to invite women."

This decision means, of course, that there are now two sets of national records. Obviously, this situation is not truly in the best interests of the sport. One only has to look at professional boxing and its multiplicity of champions to see the possible impact. Who is the champion? Which is the real American record?

For those of you anxious to do something in life few of us can ever do, please note that, as of September, the TAC recognized the following as ARS: 8k - 28:50 by Shirley Finken; 15k 57:00 by Fordie Madiera; and 10 miles - 59:09 by Kiki Sweigart. These performances are exceptional and the

athletes superior, but the RRCA identifies Patti Catalano as US recordholder at all three distances with marks 3 to 7 1/2 minutes faster than those credited by TAC. Since I have personally - without the slightest shred of talent - run faster times than the TAC records, I suggest the marks recognized by our august national governing body are softer than soft. You might want to enter some of those women-only events before the TAC rule-makers come to their senses. You might not need to hurry.

The International Runners Committee alerts us that the IAAF approved a World Road 10k Championship for Women, to be run for the first time next fall. They were awarded a 10,000 on the track at the second World Championships (1987) - this presumably in addition to the 3000m event already included. The IRC notes that the IAAF did not consider the 5k as a replacement for the shorter race. The IAAF, however, did set up a World Cup Marathon for 1985. RRCA - TAC - IAAF - ITC - NCAA - I sometimes worry about all those capital letters looking after us humble runners. Seems like such a modest form of transportation wouldn't require so many bureaucracies.

Immodest is the talent of Grete Waitz. So it is rather appropriate that the great Norwegian (or Norway great, whatever) should win - for the fourth time in five years - Fred Lebow's immodest marathon extravaganza. Thanks to the magic of television, it is old news that Grete won New York City in 2:27:14. This was Mrs. Waitz' first finish in her last three starts at this distance and the first time, I believe, she has completed a marathon without establishing a new global standard.

"I was very comfortable," said Waitz. "When I was running, if another woman had come up on my back, I felt I could have dealt with it, come up with the strength...I tried to run a safe race. I think I'm in good enough shape to win in world record time, but not today."

Waitz was slowed by the wind, while Julie Brown, second in PR 2:28:33, was slowed by tight hamstrings. Charlotte Teske, winner of this year's Boston, placed third at 2:31:53 with Italian star Laura Fogli fourth in 2:33:01. Others, in order of finish, were Inge Kristiansen (2:33:36), Julie Ishphording (2:34:24), Laurie Binder

(2:35:18), one N. Gumerov (2:35:37) and Carla Beurskens (2:35:37). Rounding out the top 10 was Nancy Ditz in 2:38:08.

The deep quality results continue with Cynthia Hamilton at 2:38:12, followed by Marit Uglem (2:39:34), Iciar Martinez (2:42:36), Karoline Szabo (2:42:47), Anna D'Mrodskaya (2:43:57), Laura Dewald (2:43:57), Cindy Dalrymple (2:44:15), Ray (?) Cornou (2:44:17), Leslie Watson (2:44:18), Ann Peisch (2:44:32), and Isabelle Carmichael (2:44:43).

Ms. Carmichael, it should be noted, finished 526th overall among 16,000 starters. The 32-year-old averaged 6:15 per mile pace for 26.2 miles and finished 23rd in the women's division.


(Speaking of awesome, Alberto Salazar allegedly covered mile 26 in 4:31. No misprint. He also estimated his final quarter split at 62. Golly!)

By the way, Grete has already begun preparations for the next and first Olympic Marathon. According to the New York Daily News, Waitz will face Allison Roe in a series of New Zealand road races in November. Jack and Grete are planning to spend the winter in Santa Monica.

While the New York City Marathon understandably dominates this month's news, other outstanding performances



REEL ACCORDING TO WELCH



REEL ACCORDING TO REEL

were almost commonplace. Waitz presaged her NY win with a little speedwork at the Coliseum Mall 10k in Hampton, Virginia. Eight days before racing a marathon, Grete clocked 32:25.

In her first race after a great 42k, Joan Benoit won the International Run against Crime 15k (Oct.9) in a disappointing 51:08. The time is "Disappointing" not to me but to Ms. Benoit herself, who was hoping for another American Record. Apparently, a substantial breeze and the El Paso altitude had some impact. Ellen Hart chased Benoit with 51:20, while Regina Joyce placed third (52:47) ahead of Julie Znea (52:57) and Julie Ispording (53:05).

Sue King skipped NYC but she had a very good reason. King won the Melbourne (Australia) Marathon on October 17 in 2:37:57.

On October 10, Allison Roe essayed a convincing victory at Louisville's Iroquois Hill Climb. Breaking the course record by 44 seconds, the marathon world holder covered the testing 10k route in 34:28. Maureen Custy finished 29 seconds later, while Sue King crossed the line in third place at 35:47.

Who's winning the foreign races when the foreigners are winning here? Priscilla Welch (not my sister-in-law), a 37-year-old who has been running just three years, captured The Scotts Marathon (Glasgow, Oct. 17) in 2:46:45. Leslie Watson ran one second per mile slower to finish second with Inez MacLean third in 2:48:45.

At the Berlin Marathon (Sept. 26), England's Jean Lochhead locked horns (can ladies do that?) with countrywoman Libby Pfeiffer. Lochhead came out on top 2:47:05 to 2:47:28. One of the greats of the past, Germany's Liane Winter placed third at 2:51:53. Winter, now racing in the over 40 classification, was the winner of the Boston Marathon in 1975.

The English continued strong at the 52nd running of the Kosice Marathon in Czechoslovakia on October 3. Gillian Burley fronted the entire event to finish at 2:43:26 with Julie Barleycorn next at 2:46:09.

Are some of these results unfamiliar enough for you? I certainly hope so. And does familiarity breed contempt? Renew your subscription to "Women's Track & Field World" - we'll take our chances.

WELZEL WINS AVON HALF-MARATHON

New York, New York, October 2: Jane Wenzel blasted the Central Park women's half-marathon course record, cutting more than a minute and a half from Kiki Sweigart's mark of 1:17:16 and won the Avon Half-Marathon in 1:15:44. Wenzel won over a field of 1536 runners - the largest field ever assembled for a women's half-marathon.

In fact, the first four finishers, Wenzel, Jeanne Pare, Trish Smith and Kitty Consolo all broke Sweigart's mark.

RESULTS: 1-Jane Wenzel (Ma) 1:15:44, 2-Jeanne Pare (NY) 1:16:43, 3-Trish Smith (Atlanta) 1:16:55, 4-Kitty

Consolo (Adidas) 1:17:05, 5-Sharon Barbano (Atl) 1:18:06, 6-Marilyn Hulak (Atl) 1:19:18...17-Nina Kuscsik (GNYAA) 1:24:05...29-Cindy Wuss (Atoms) 1:26:05.



JANE WELZEL leading the Avon Half Marathon in Central Park, New York. (Victor Sailer photo).

RENEKE WINS AVON MADISON RACE

Madison, Wisconsin, October 31: Running more conservatively than her front-running colleagues, Johanna Reneke topped a field of 564 women runners as the Avon circuit made its debut in Madison, Wisconsin. The 19-year-old runner, currently red-shirting her sophomore year at the University of Wisconsin, ran the fastest 5km of her life, 17:19, en route to her 35:08.2 victory.

Slowing over the second half, but not as much as her fellow UW teammate Amy Johns, and former Wisconsin trackster Mary Beth Spencer, Reneke, a transfer from Indiana University, captured the Avon laurels and a trip to the Avon International Marathon in Los Angeles on June 5, 1983.

As a high school senior, Reneke ran the Gainesville Marathon in 3:17, and likes the idea of trying another in June. "I have to see where I am in my training schedule, but since I'm red-shirting this year, it may work in well."

Second place finisher Mary Beth Spencer, 35:36, a three-time All-American while at UW, now is assistant coach at the University of Illinois. The 25-year-old is currently training for the Alabama Marathon and "looks forward to competing in Los Angeles".

The last trip winner in the top three, Amy Johns, finished in 35:42. Four years ago Johns ran the world's fastest marathon ever by a 17-year-old, 2:48.

RESULTS: 1-Johanna Reneke (Madison) 35:08, 2-Mary Beth Spencer (Ill) 35:35, 3-Amy Johns (Madison) 35:43, 4-Jean Melby (Wis) 36:39, 5-Karen Bukowski (Ill) 37:14.



JOHANNA RENEKE catches the front-running AMY JOHNS as they approach the 5k mark of the Avon 10k in Madison, Wisconsin.

ANUAL PROGRESSION OF MARICICA PUICA

Date of birth: 29 July 1950
Height: 5'5 1/2 Weight: 121

Year (Age)	1500	3000
1969 (19)	4:35.8	xxxx
1970 (20)	4:34.1	xxxx
1971 (21)	4:28.8	xxxx
1972 (22)	4:28.7	xxxx
1973 (23)	4:22.6	9:33.0
1974 (24)	4:18.2	9:19.0
1975 (25)	4:12.8	xxxx
1976 (26)	4:06.1	9:18.4
1977 (27)	4:05.1	8:46.4
1978 (28)	4:05.13	8:40.9
1979 (29)	3:59.8	8:49.1
1980 (30)	3:59.3	xxxx
1981 (31)	3:58.29	8:34.30
1982 (32)	3:57.48	8:31.67

HIGH SCHOOL

Region III 3A-- 1. Rhonda Benoit (East Chambers) 12:17, 2. Traci Kramer (Bellville) 12:20, 3. Tynishca Witchet (Waller) 12:24, 4. Demeta Bailey (Fairfield) 12:28, 5. Kathy Hudson (Splendor) 12:31. Team: Waller 67, Fairfield 102, 3. Needville 136, 4. East Chambers 144. Region IV 3A-- 1. Nelda Pena (Falfurrias) 10:41. Team: Yoakum 76, 2. Goliad 98, 3. Roma 102.

NOR CAL CHAMPIONSHIPS

Rockland, Ca--November 27: In the closest thing to a high school sponsored state meet, the northern California sections conduct an all-division runoff. Youth was obvious as three of the top 5 were frosh or sophs.

Results: 1. Schubert (Del Mar/ San Jose) 17:16 (course record), 2. Clark (Mountain View frosh) 17:27, 3. Garcia (Silver Creek/ San Jose soph) 17:43, 4. Tully (Alhambra/ Martinez) 17:47, 5. Chamberlain (Leigh/ San Jose frosh) 17:48, 6. Van Horn (Kennedy/ Sacramento) 17:54, 7. Mooney (Vacaville) 17:59, 8. Sihner (Miramonte/ Orinda) 17:59, 9. Ratto (Alameda) 18:16, 10. Pinkner (Davis) 18:22. Team: St. Francis (Mountain View) 82, 2. Piedmont 119, 3. El Dorado (Placerville) 123, 4. Miramonte (Orinda) 126, 5. Clovis 149.

1982 US LIST (continued)

11:18.22 Tennessee
11:28.97 Florida State
11:30.55 Penn State
11:33.65 Villanova
11:34.74#° Cal Poly/SLO
11:36.20 Pennsylvania
11:36.34# Metroplex Striders
11:43.53 University HS, Irvine, Ca
11:54.94# Brigham Young University
11:55.04# Summit HS, NJ
11:55.34# North Carolina
11:59.74# Ridgewood HS, NJ
12:02.16 Oregon State

ASIAN GAMES

Here are some meager results of the Asian Games held in New Delhi, India, recently. Full report in next month's issue.

100, 1-Iydia de Vega (Phil) 11.76, 2-Usha (India) 11.95, 3-Myung Hee Mee (SK) 11.99; 3000, 1-Ok Sun Kim (NK) 9:30.22, 2-Kim Chun Hwe (NK) 9:32.36, 3-Izutsu (Jap) 9:34.44; 400H, 1-Valsamma (India) 58.47, 2-Aoi (Jap) 59.08, 3-Liu Guihua (China) 59.42; SP, 1-Li Meisu (China) 58'3 1/2, 2-Shen Lujuan (China) 56'7 1/4; DT, 1-Li Ziaohui (China) 171'3, 2-Xin Ziaoyan (China) 171'3, 3-Suzuki (Jap) 154'10; 4x100, 1-Japan 45.13, 2-Thailand 46.27, 3-South Korea 46.27.

INDOOR

WORLD

50y	5.80	Andrea Lynch (GB)	78
		Jeanette Bolden (US)	82
50m	6.11	Marita Koch (EG)	80
60y	6.54	Evelyn Ashford (US)	82
60m	7.10	Marlies Gohr (EG)	80
		Marita Koch (EG)	81
100y	10.29	Marlies Gohr (EG)	80
100m	11.15	Marita Koch (EG)	80
200m	22.64	Gesine Walther (EG)	82
220y	23.25	C.Cheeseborough (US)	82
300y	32.63	Merlene Ottey (Jam)	82
300m	35.83	Merlene Ottey (Jam)	81
400m	49.59	J.Kratchovilova (Cz)	82
440y	53.92	Rosalyn Bryant (US)	80
500y	1:03.3	Rosalyn Bryant (US)	77
		Janine McGregor (GB)	82
500m	1:10.5	Lorna Forde (Bar)	78
600y	1:17.38	Delisa Walton (US)	82
600m	1:26.2	Anita Weiss (EG)	80
800m	1:58.4	Olga Vakrusheva (SU)	80
880y	1:59.7	Mary Tabb (US)	80
1000y	2:23.8	Mary Tabb (US)	78
1000m	2:34.8	Brigitte Kraus (WG)	78
1500m	4:00.8	Mary Tabb (US)	80
Mile	4:20.5	Mary Tabb (US)	82
2000m	5:51.1	Mary Tabb (US)	82
3000m	8:47.3	Mary Tabb (US)	82
2M	9:37.03	Joan Hansen (US)	82
3M	14:58.3	Margaret Groos (US)	81
5K	15:34.5	Margaret Groos (US)	81
50yH	6.20	Johanna Klier (EG)	78
50mH	6.74	A.Ehrhardt (EG)	73
		Zofia Bielczyk (Pol)	81
60yH	7.37	S.Hightower (US)	82
		Candy Young (US)	82
60mH	7.77	Zofia Bielczyk (Pol)	80
100mH	13.12	A.Ehrhardt (EG)	76
HJ	6'6 3/4	Coleen Sommer (US)	82
LJ	22'5	Svet.Vanyushina (SU)	82
SP	73'9 3/4	H.Fibingerova (Cze)	77
4x200	1:34.70	West Germany	81
4x220	1:36.8	Morgan State (US)	81
4x400	3:34.38	West Germany	81
4x440	3:40.46	LA Mercuresses	81
4x800	8:41.6	US National Team	72
4x880	8:41.6	US National Team	72
SpMed	3:58.5	Michigan State	81
D.Med	11:19.39y	Virginia	82

AMERICAN

50y	5.80	Jeanette Bolden	82
50m	6.13	Jeanette Bolden	81
60y	6.54	Evelyn Ashford	82
60m	7.21	Jeanette Bolden	81
220y	23.25	C.Cheeseborough	82
300y	34.07	Rosalyn Bryant	80
		Randy Givens	82
300m	37.54	Janet Dodson	82
400m	53.27	Sharon Dabney	78
440y	53.92	Rosalyn Bryant	80
500y	1:03.3	Rosalyn Bryant	77
500m	1:11.7	Delisa Walton	80
600y	1:17.38	Delisa Walton	82
600m	1:26.56	Delisa Walton	81
800m	1:58.9	Mary Tabb	80
880y	1:59.7	Mary Tabb	80
1000y	2:23.8	Mary Tabb	78
1000m	2:40.2	Francie Larriue	75
1500m	4:00.8	Mary Tabb	80
Mile	4:20.5	Mary Tabb	82
2000m	5:51.1	Mary Tabb	82
3000m	8:47.3	Mary Tabb	82
2M	9:37.03	Joan Hansen	82
50yH	6.37	Deby LaPlante	78
50mH	6.95	Candy Young	79
60yH	7.37	S.Hightower	82
		Candy Young	82
60mH	8.04	S.Hightower	82
HJ	6'6 3/4	Coleen Sommer	82
LJ	21'4 3/4	Martha Watson	73
		Martha Watson	76
		Kathy McMillan	76
SP	61'2 3/4	Maren Seidler	78
4x200	1:36.8	Morgan State	81
4x220	1:36.8	Morgan State	81
4x400	3:37.88	Texas	81
4x440	3:40.46	LA Mercuresses	81
4x800	8:42.0	National Team	72
4x880	8:42.0	National Team	72
SMed	3:58.5	Michigan State	81
DMed	11:19.39y	Virginia	82

SINGAPORE OPEN

From Chee Swee Lee

Singapore, November 2/3: Host Singapore and the Philippines each won two events as the tiny nation staged its Singapore Open Meet. Singaporeans won the 400 and 1500 and the Philippine athletes captured the long jump and 400m hurdles.

Jayamani Kandasamy's win in the 1500 was quite easy. Only three entrants appeared with Kandasamy winning by more than 100 meters over Yani Lohachart of Thailand with third placer Tan Chee Tee of the home town nearly a lap behind. The 100 was close with both winner Walappa Piniij of Thailand and runner-up Mumtaz Jaafar of Malaysia turning in 12.0 flat clockings.

RESULTS: 100m, 1-Walappa Piniij (Thailand) 12.0, 2-Mumtaz Jaafar (Malaysia) 12.0, 3-Caralyne Hart (W.Aust) 12.4; 100H, 1-Caralyne Hart (W.Aus) 14.4, 2-Selvarani (Mal) 15.7;

400, 1-Wong Mui Kim (Singapore) 58.7, 2-Nancy Ng (S) 59.4, 3-Jenny Lim (S) 62.4; 1500, 1-Jayamani Kandasamy (S) 4:39.5, 2-Lohachart (Thai) 4:57.3, 3-Tan Chee Tee (S) 5:32.4; 800, 1-Meryn Manuhuto (Indonesia) 2:15.70, 2-Lucenaalam (Phil) 2:17.8, 3-Lucena Angamah (Mal) 2:19.4; 400H, 1-Susana Arangote (Phil) 62.20, 2-Selvarani (Mal) 62.30, 3-Eklevina Rumaya (Indonesia) 64.20; LJ, 1-Elma Muros (Phil) 18'8 1/2, 2-Chan Swee Hwa (Mal) 18'5 3/4, 3-Betty Sutoyo (Indonesia) 17'11 3/4.



BESTS

COLLEGIATE

50y	5.80	Andrea Lynch (CSLB)	78
50m	6.13	Jeanette Bolden(UCLA)	81
60y	6.59	Jeanette Bolden(UCLA)	82
60m	7.21	Jeanette Bolden(UCLA)	81
200m	23.27	C.Cheeseborough (TSU)	81
220y	23.27	C.Cheeseborough (TSU)	81
300y	33.11	Merlene Ottey (Nb)	81
300m	35.83	Merlene Ottey (Nb)	81
400m	53.31	June Griffith (Adel)	80
440y	53.97	Kim Thomas (St.Johns)	80
500y	1:03.3	Rosalyn Bryant (CSLA)	77
500m	1:10.5	Lorna Forde (LIU)	78
600y	1:17.38	Delisa Walton (Tn)	82
600m	1:26.56	Delisa Walton (Tn)	81
800m	2:02.9	Mary Decker (Col)	78
880y	2:02.9	Mary Decker (Col)	78
1000y	2:23.8	Mary Decker (Col)	78
1000m	2:42.9	Jo White (Richmond)	81
1500m	4:13.4	Mary Decker (Col)	78
Mile	4:32.30	Darlene Beckford (Har)	80
2000m	6:04.79	Debbie Pearson (UTEP)	80
3000m	9:11.0	Joan Hansen (Az)	81
2M	9:38.3	Margaret Groos (Va)	81
3M	14:58.3	Margaret Groos (Va)	81
5K	15.34.5	Margaret Groos (Va)	81
50yH	6.39	P.Van Wolvelaere (USC)	78
50mH	6.98	S.Hightower (OhioSt)	80
60yH	7.47	S.Hightower (OhioSt)	80
60mH	8.17	S.Hightower (OhioSt)	80
HJ	6'3 3/4	Coleen Rienstra (AzSt)	81
LJ	21'4 1/4	Kathy McMillan (TSU)	77
SP	55'11 3/4	Marita Walton (Md)	82
4x200	1:36.5	Tennessee State	79
4x220	1:36.8	Morgan State	81
4x400	3:37.28	Adelphi	81
4x440	3:41.4	Tennessee State	81
4x800	8:44.26	Wisconsin	81
4x880	8:49.9	Villanova	80
SMed	3:58.5	Morgan State	81
DMed	11:19.39y	Virginia	82

HIGH SCHOOL

50y	5.86	Deandra Carney (In)	78
50m	6.43	Jeanette Bolden (Ca)	77
60y	6.72	Deandra Carney (In)	78
60m	7.43	Michele Glover (NJ)	81
100y	11.07	Jackie Washington (Tx)	80
220y	24.50	Angela Williams (NY)	82
300y	34.54	Maxine Underwood (Ma)	82
300m	39.8	Carrman Rivers (Mi)	77
400m	53.67	Cerina Henry (NY)	81
440y	54.32	Diane Dixon (NY)	82
500y	1:04.1	Maxine Underwood (Ma)	82
500m	1:13.15	Denean Howard (Ca)	81
600y	1:19.3	Maxine Underwood (Ma)	82
600m	1:30.1	Robin Campbell (DC)	74
800m	2:01.8	Robin Campbell (DC)	74
880y	2:02.4	Mary Decker (Ca)	74
1000y	2:26.3	Mary Decker (Ca)	74
1000m	2:51.3	Diana Richburg (NY)	82
1500m	4:18.9	Lynn Jennings (Ma)	77
Mile	4:38.5	Lynn Jennings (Ma)	78
3000m	9:27.4	Debbie Heald (Ca)	72
2M	10:10.5	Laura Craven (Oh)	82
3M	16:48.40	Lynn Jennings (Ma)	78
50yH	6.44	Jan Hall (Ia)	82
50mH	6.95	Candy Young (Pa)	79
60yH	7.48	Candy Young (Pa)	79
60mH	8.61	Candy Young (Pa)	80
HJ	6'1 1/4	Rhonda Brady (In)	76
LJ	21'7 1/2	Paula Girven (Va)	75
SP	49'7 3/4	Carol Lewis (NJ)	81
4x220	1:42.09	Lynn Graham (Ca)	65
4x440	3:46.59	Lynette Mathews (Wa)	71
4x880	9:14.3	Lincoln, Jersey C,NJ	81
4xM	20:41.51	Central, S.Pleas,Md	82
880Med	1:48.2	Perk.Vly,Grtfrd, Pa	82
1600Me	4:06.6	North Quincy, Ma	82
MileMe	4:16.5	Mumford, Detroit, Mi	81
DMed	12:02.87	Brookline, Ma	80
		Snyder, Jersey C,NJ	81
		State College, Pa	82

ALL-TIME ALL-AROUND THROWER

1-Dana Olson (Houston)	45'6 (80)	166' 9 (82)	195' 0 (82)	407' 3
2-Cindy Crapper (Ky/Can)	49'6 (81)	164'10 (81)	181'10 (82)	396' 2
3-Kate Schmidt (PCC)	42'7 (Un)	116' 8 (82)	227' 5 (77)	386' 8
4-Carol Cady (Stanford)	50'0 (82)	179' 0 (82)	141' 3 (82)	370' 3
5-Robin Small (Nb)	49'11(82)	167' 7 (82)	140'10 (81)	358' 4
6-Cecil Hansen (Ok/Nor)	53' 4(82)	152'11 (81)	152' 8 (81)	358' 1
7-Mary Hyden (Missouri)	53' 4(82)	165' 0 (82)	140'11 (82)	352' 5
8-Jodi Smith (W.Va)	47' 2(82)	153' 5 (82)	145' 3 (82)	345'10
9-Jacque Nelson (UCLA)	49'3 (81)	128' 9 (82)	173'11 (80)	343'10
10-Susie Ray (UCLA)	49'3 (81)	112' 8 (82)	173' 7 (82)	335' 6
11-Sue Doucette (Idaho State)	48'2 (82)	147' 2 (80)	140' 0 (80)	335' 4
12-Ramona Pagel (CSLB)	53'4 (82)	161' 3 (81)	118' 7 (82)	333' 2
Bonnie Tamis (Kent St)	48'10(82)	165'10 (82)	118' 6 (81)	333' 2
14-Sarah Albers (N.Colorado)	46'6 (81)	142' 4 (82)	142' 9 (82)	331' 7
15-Peggy Pollock (CSLB)	51'8 (82)	137' 6 (82)	141'10 (82)	331' 0
16-Alma Cobb (Army)	42'11(82)	150'11 (82)	135' 0 (82)	328'10
17-Carla Garrett (Alb.DD)	42'6 (82)	152' 1 (82)	133' 5 (82)	328' 0
18-Laura DeSnoo (SD State)	44'0 (81)	169' 7 (82)	113' 7 (82)	327' 2
19-Jo Beth Palmer (Texas)	49'4 (82)	160' 5 (82)	116' 2 (82)	325'11
20-Pam Schmidt (Midland, Nb)	42'9 (82)	146'11 (82)	135' 5 (82)	325' 1

GO FOR IT!



photo by Kay King Nealy

JOIN THE WOMEN WHO ARE SERIOUS ABOUT EXERCISE,

Body & Power covers it all

- The Competition
- The Competitors
- The Personalities
- The Pictures

Subscribe now to:

BODY & POWER Magazine

Save \$6.00 Off
The Newsstand Price

Mail to:
BODY & POWER Magazine
P.O. Box 1084
Reseda, CA 91335

Enclosed is my check for:

6 Issues — \$10.00

12 Issues — \$18.00


NAME _____

ADDRESS _____

CITY/STATE _____

ZIP _____

Outside the U.S.A. add \$5.00 payable in U.S. Funds.



HOW TO MAKE YOUR OLD EQUATOR WORK AS WELL AS OUR NEW ONE.

Follow these simple instructions and we'll show you how to take the first shoe built especially for pronators and make it even better.

More versatile. More shock absorbent. And a good two ounces lighter.

STEP ONE. Using a small chain saw, remove the old outsole. This new one will let you run on anything from grass and mud to city streets and sidewalks.

It also features the Center-of-Pressure™ design, that not only encourages the foot to stay in the center of the shoe, but also gives a trampoline effect to increase the Equator's cushioning.

STEP TWO. Holding the nose, throw away your old sockliner. You won't need it. In its place, slip this amazing tri-part sockliner. It's made from both PermaFoam™ and Spenco®, plus a removable arch support. Together they work as a system to cradle the foot and stabilize it.

STEP THREE. Under the sockliner, drop this Sorbothane heel pad. Your leg shock will be reduced another 10 percent.

STEP FOUR. Unfortunately, you're going to have to replace the midsole wedge on your old Equator also. How you do that is beyond us. But if you want a lighter weight EVA with firmer density for more stability and longer wear,




figure out a way to get it in there.

STEP FIVE. With a pair of pliers, tear off the old heel counter. Our new one is made of a much sturdier thermoplastic and works even better at controlling rearfoot motion.

STEP SIX. Take a hammer and tap the external heel counter support into place. This won't actually reduce pronation, but it will increase the life of the heel counter.

Now, we also built the new Equator on a new straight last that improves stability, gives a better heel fit, and more room in the toe box. Sorry, but there's nothing you can do to duplicate that.

There are other refinements as well. But forget them. You've already built a shoe that will outperform your old Equator, six times over.

However, you ought to stop in and see our new Equator anyway.

As you may have noticed, we only included enough parts for one shoe.

NIKE
Beaverton, Oregon