



# WOMEN'S TRACK WORLD




"THE ONLY PUBLICATION IN THE WORLD DEVOTED EXCLUSIVELY TO WOMEN'S TRACK & FIELD"

JANUARY/FEBRUARY 1978

FIRST ISSUE

\$1.00



ROSEMARIE ACKERMANN  
— DDR —

1977 WORLD ATHLETE OF THE YEAR



First, it's good to be back. Next, down to the important business of catching up. You will note in this initial issue of *Women's Track World*, we are making an attempt to bring some important statistics up-to-date. Namely, the 1976 'Athlete of the Year' balloting and the 1976 Outdoor US List.

Both of these items were annual highlights which were featured in the opening issue of each year when *Women's Track and Field World* was in publication. So in essence, and to avoid any holes in your statistical records, these will be included, albeit late, in this, the January/February 1978 issue.

In coming issues, some new items will be featured including interviews with top athletes, a monthly trivia quiz, and with the rapidly growing high school and collegiate programs for women, a greatly enlarged section for each. Plus, in the collegiate vein, a monthly 'top performance' list with a separate collegiate list at the end of the competitive season.

Naturally, we will continue to carry worldwide coverage with an occasional feature article on a foreign athlete, along with our 'Out of the Past' stories pertaining to the pioneer women of the sport.

Lastly, I would like to personally invite any and all to submit letters of pro or con with suggestions for future issues.

It's your magazine, tell us what you would like to see included.

## WTW STAFF

Publisher - S.F. Vincent Reel  
Associate Publisher - James Crumpton  
Managing Editor - Steve Wennerstrom  
High School Editor - Rich Ede  
Editorial Asst. - Casey Ide

### U.S. Correspondents

Sue Humphrey, Bill Schammel (Ariz); Pete Tegan (Wis); Alan Bonney (Wash); Chris Murray (Iowa); Terry Hull (Tenn); Dr. Bert Lyle (Tex); Evie Dennis (Colo); Barry Anderson (Kansas); Pete Cava (Ind); Bob Carey (Ore); Deanne Johnson, Eli Gagich (Fla); Carl Phillips (WashDC); Christine Brooks (Pa); Jerry Colman (Calif); Dr. Nell Jackson (Mich).

### Contributors

Dr. Al Thomas, Calvin Brown, Lyle Sanderson (Canada), Luigi Mengoni (Italy), Pete Pozzoli (England), Ernst Elert (DDR), Andrew Huxtable (England), Jack Murray (USA), W.R. 'Bill' Schroeder (USA), Mike Hurst (Australia), Rick Perelman (USA).

### Foreign Correspondents

Ilya Lockshin (USSR), Gabriel Szabo (Hun), Otto Baumgarten (Aust), Nic Lemmens (Bel), Istvan Hidvegi (Nic), Fernando Rodil (Puerto Rico), Mike Agostini (Aus), G.S. Kler (Malaysia), Gerardo Bonnhoff (Arg), Albert

Vancayseele (Bel), Chris Pickard (Can), Ernest Westerhove (Can), Yu Yu Yun (PROC), Mel Watman (Eng), Andre Alberty (France), Winfried Kramer (WGer), Ted Radcliffe (Can), Orn Eidsson (Ice), Max Heilrath (WGer), J. Koumans (Holl), Peg McMahon (Aus), Fritz Steinmetz (WGer), Leo Lang (Yugo), Anatoliy Kashcheyev (USSR), Sy Yinchow (Phillipines), Yves Pinaud (France), Salvatore Massara (Italy), Palle Lassen (Den), Nicolae Marasescu (Rum), Abraham Green (Israel), Alphonso Posada (Spain), Zoltan Shubert (Hun), Turhan Goker (Turkey), Atsushi Hoshino (Japan), Torsten Lindquist (Fin), Luciano Serra (Italy), Tan Eng Yoön (Sing), Cliff Temple (Eng), Rooney Magnusson (Sweden), Bertil Thommson (Sweden), Khalil Sherif (UARab Rep), Vladimir Otkalenko (USSR), Jose Corominas (Spain), Erik Aarset (Nor), Jorge Celis (Mex), Richard Ashenheim (Jam), Wakaki Maeda (Japan), Roberto Quercetani (Italy), Elio Trifari (Italy), Rolf von der Laage (WGer), Wolfgang Gitter (DDR), Milan Skocovsky (Czech), Alfred Janecky (Czech), David Lach (Can), Erich Kemper (Aust), Bernie Cecins (Aus).

### Photographers

Don Chadez (USA), Ralph Merlino (USA), Jeff Johnson (USA), Peter Probst (WGermany), Zigurds Mesavilks (USSR), Darryl Cross (Australia), Tony Duffy (England), Bill Leung, Jr. (USA), Gail Constable (USA), Sherry Edwards (USA).

---

## 1977 U.S. LIST — HELP!

We are in the process of compiling a comprehensive U.S. List for the 1977 season (outdoors). You can help us make this list as concise and complete as possible by sending your top marks from last year. When doing so, please include marks with wind, meters, yards, electrical or hand-timing information as well as the place, date and finishing position. The cut-off marks listed on the 1976 U.S. List in this issue can serve as a basis for submitting marks which will be used in the 1977 listings. So dig into your records and send us as many as possible.

**ON THE COVER** - Rosemarie Ackermann, East Germany's high jumping sensation, completed her most successful season in 1977 becoming the first woman to clear the 2 meter barrier, and in the process has been selected by the WTW panel of voters as the '1977 WOMEN'S TRACK WORLD ATHLETE OF THE YEAR.'

COVER PHOTO by Peter Probst

WOMEN'S TRACK WORLD is published ten times per year on a monthly basis except for bi-monthly issues during January/February and June/July at Mentone, California. Address all correspondence to P.O. Box 886, Mentone, California, 92359. Entered as second class mail February, 1978 at Mentone, California.

## WOMEN'S TRACK WORLD TRIVIA

1. What St. Louis born athlete, who later married a British citizen, set the United Kingdom record and was a Commonwealth Games gold medalist in the 100mH?
2. Name the first woman high jumper to clear 6 feet in the Western Hemisphere.
3. Name the first American-born discus thrower over the 180 foot barrier.
4. The first "official" National Women's Cross Country Championships were held in 1965. Who was the winner?
5. What was Doris Heritage's maiden name?
6. Madeline Jackson was the first American woman to break the 2:00 barrier in the 800. Who was the second and where did she accomplish this feat?
7. Name the bronze medalist in the Pentathlon at Munich '72. In Montreal '76.
8. Name the East German sprinter who recently became the first woman to record a sub-11.0 clocking at 100 meters electronically.
9. Three women have clocked sub-50 second marks over 400 meters. Can you name them?
10. The 2:00 barrier for the 800m has been broken 113 times in history. What woman has broken the barrier more often than any other?

ANSWER TO TRIVIA ON PAGE 46

## SHOT PUTTING FIRSTS

Of course most everyone is aware that the first woman to pass the 72 and 73 foot barriers was Helena Fibingerova of Czechoslovakia, but do you remember who was the first to surpass 70 feet. How about 60, or even 50 feet. A clue would be that they are all from the Soviet Union.

A: Oddly enough, each was accomplished about a decade apart. In 1952 Galina Zabina topped the 50 foot mark for the first time with a heave of 50-1½. During that year Zabina surpassed the world record four times.

Ten years later, countrywoman Tamara Press broke the 60 foot barrier with a mark of 60-10¼. Press achieved that identical mark twice in 1962. In 1973, some eleven years later, another Soviet weight-eventer, Nadyeshda Chizhova, broke the 70 foot mark before a stunned track world heaving the 4 Kilo weight 70-4½.

Since 1945 when Soviet putter Tatyana Sevruikova held the world mark at 47-7¼, only Helena Fibingerova of Czechoslovakia and Margitta Gummel and Marianne Adam of East Germany have wrested the record away from the Soviet Union.

Here's what you've  
been waiting for...  
the first-ever


*\* Women's Annual \**

from Track & Field News

AT LAST!

Famous for its comprehensive men's Annual Edition, T&FN expands its coverage of women's track another step with the December Annual, complete with '77 world and U.S. rankings in each event, world and U.S. performance lists, the Athlete of the Year for 1977, and much, much more. An issue not to be missed by any fan of women's track.

Only \$1.00 from T&FN,  
P.O. Box 296, Los Altos,  
Ca. 94022. One year sub-  
scription—\$11.00 per year.



DON'T MISS THIS FULL REVIEW OF WHAT  
HAPPENED IN WOMEN'S TRACK IN 1977!

## University of Washington Invitational

Seattle, Washington, October 29: Debbie Quatier of Seattle Pacific University bested a field of 100 runners, but a young Washington team played poor hosts as it won its own Invitational. It was the first time in the history of the rivalry between the two schools that the Huskies have come out on the winning end of the score.

Quatier led from the gun, but was pressed for most of the distance by Doris Brown Heritage who, at 35, seems absolutely tireless. Doris' late charge was not quite enough to overcome the Seattle Pacific Sophomore.

Another soph, Marjan Moulijn, lead a Washington charge which saw all seven of its scoring runners cross the finish line within 64 seconds. The results:

1-Debbie Quatier (SPU) 17:24; 2-Doris Heritage (FalTC) 17:27; 3-Marjan Moulijn (UWash) 17:53; 4-Irene Griffith (FalTC) 17:57; 5-Kathy Adams (UWash) 18:01; 6-Pat Engberg (FalTC) 18:09; 7-Linda Irwin (SPU) 18:16; 8-Rainey Roetman (UWash) 18:21; 9-Anita Scandurra (SPU) 18:26; 10-Deanna Coleman (FalTC) 18:32. **Team Scoring:** 1-UWashington 43, 2-Seattle Pacific U. 48, 3-Falton TC 56, 4-Spokane CC 155, 5-Pacific Lutheran 'A' 186. 89 runners. Course: 3 miles.

## "THE EAST CAME, AND THEY CONQUERED"

San Bernardino, California, November 26th: The 1977 edition of the National AAU Cross Country Championship in San Bernardino this weekend may have been hosted on the west coast, but runners from the Pacific shores must still be wondering what happened. Never in the history of this competition has the strength of the eastern states shown so brilliantly. With the exception of the 14-15 division (which is virtually non-existent in the east), every age group individual title was captured by a runner from the east coast.

To a lesser extent, but in the same vein, team titles also slipped from the grasps of the western powerhouses. In the senior division, Iowa State pulled off a 'grand-slam' of sorts by adding its second national title in two weeks; winning first the national collegiate title in Austin, Texas, then repeating the feat here, with their collegiate club intact, for the AAU trophy.

Individually however, the senior women's race produced one of the most thrilling cross country duels in recent memory. America's finest middle distance runner, Jan Merrill of Connecticut and Penn State's sophomore phenom, Kathy Mills, ran cat-and-mouse over most of the 5000 meter course which rambled across Cal State San Bernardino's campus.

Almost from the outset Merrill and Mills exchanged leads with frequent regularity, as Merrill employed short sprint tactics at various spots throughout the course in an attempt to drain the tenacity from the lesser experienced Mills. But the feisty Penn Stater wouldn't break from the pace and as the two passed the first mile, which was on a slightly down hill grade, they remained shoulder to shoulder passing the marker in 4:50.

The two mile mark failed to change much in the front running as Merrill and Mills continued their brisk pace passing the marker in 10:28. However, the fast first mile had taken its toll and a group of runners including Shea, Webb, Bremser and Goodall, who had been in close pursuit, had now dropped off to do battle among themselves.

Just past the two-mile sign, Merrill used another short spurt and built a temporary 10 meter lead, but as the 2½-mile mark approached, Mills, who seems to thrive on pressure during a race situation, again pulled even with Merrill.

At this point, another 'story-in-itself' began to unfold. From far back in the pack West Valley TC's Judy Graham, who had been running in a duel similar to that of Merrill and Mills with Carol Cook (ISUTC) in the 11th spot, put on a steadily increasing acceleration and began to pick off runners one at a time.


But back to the original story.

Continuing past the 2½-mile mark, Mills used a 'long spurt' of her own to build a slight 10 meter lead on Merrill as the two approached the final 150 meter uphill grade. However, again it was Merrill's turn to use the short spurt, and with 100 meters to go, the Connecticut star caught and passed Mills with a strongly impressive finish to win by 8 meters.

But, "What about Judy Graham?" you ask. Well, unbelievably, her 'picking-off' of opponents continued right to the very finish and landed Graham a fifth spot just narrowly missing 4th place finisher Cindy Bremser of Wisconsin TC by ½ second. North Carolina's Julie Shea,

who had had trouble in past races during her career with intense heat (it was 92° at race time), found it very much to her liking as she finished in somewhat of a vacuum between Mills at 16:58.1 and Bremser at 17:31.4, clocking 17:14.1.


After Graham's 5th place spot the top ten was rounded out by a host of outstanding runners including newcomer Ellison Goodall (Duke), veteran Doris Heritage (Falcon TC), Joan Benoit (North Carolina St) and Carol Cook (ISUTC). With the addition of 6th placer Brenda Webb, who has been doing some of the most impressive running of her career lately, a quick perusal of the top ten will show that the only west coaster to break into the elite group was fast finishing Judy Graham of West Valley TC.



The crowded start of the junior women's race passes through the trees in the first 100 meters. Note course marshall Wilt Chamberlain in the upper left portion of the picture. (Ralph Merlino photo)



With one-half mile to go over the 5,000 meter course, Jan Merrill and Kathy Mills remain glued together. (Cynthia Harmon photo)



# Every team should have that Champion "look"

Every team *can* look like Champions when they're wearing Champion track and field uniforms. Remember, other things go along with the Champion "look" in team uniforms. Durability, custom designs, economy and personalized service from a Champion representative.

<sup>TM</sup>  
IT TAKES  
A LITTLE MORE  
TO MAKE A  
**Champion** <sup>TM</sup>  
Champion Products Inc.

P.O. BOX 22-850, ROCHESTER, NEW YORK 14692  
(716) 385-3200

## RESULTS - SENIOR WOMEN'S

1	Jan Merrill (AGAA)	16:54.4
2	Kathy Mills (Penn St)	16:58.1
3	Julie Shea (NoCarolinaSt)	17:14.1
4	Cindy Bremser (WisconsinTC)	17:31.4
5	Judy Graham (WestValleyTC)	17:31.9
6	Brenda Webb (KnoxvilleTC)	17:35.4
7	Ellison Goodall (Duke U)	17:50.4
8	Doris Heritage (FalconTC)	17:51.0
9	Joan Benoit (NoCarolinaSt)	17:54.0
10	Carol Cook (IowaStTC)	17:58.0
11	Susie Sanchez (RRR)	18:04.2
12	Magda Kubasiewicz (Canada)	18:07.3
13	Karen Bridges (TexasTC)	18:12.1
14	Debbie Vetter (IowaStU)	18:15.0
15	Liz Berry (PennSt)	18:20.5
16	Doreen Ennis (AthleticAttic)	18:21.7
17	Nancy Rooks (Canada)	18:22.1
18	Sue Kinsey (LATC)	18:22.7
19	Kathy Jackson (Quest Club)	18:23.5
20	Chris Troffer (LATC)	18:29.9
21	Kate Keyes (UCLA)	18:35.3
22	Diane Vetter (IowaStU)	18:39.9
23	Debbie Quatier (FalconTC)	18:42.2
24	Katy Schilly (IowaStU)	18:42.7
25	Kris Bankes (PennSt)	18:47.2
26	Lynn Morin (WisconsinTC)	18:50.5
27	Kathy Chisam (UCLA)	18:51.0
28	Ann Wotherspoon (SJCindergals)	18:55.5
29	Kathy Adams (ClubNorthwest)	18:56.9
30	Doreen Assumma (RRR)	18:57.6
31	Rainey Roetman (ClubNorthwest)	19:01.6
32	Deanna Coleman (FalconTC)	19:03.4
33	Barb Brown (IowaStU)	19:03.9
34	Linda Broderick (UCLA)	19:05.7
35	Susan Vigil (UNewMexico)	19:07.6
36	Bridget Seip (IowaStU)	19:08.8
37	Marie Albert (RRR)	19:10.2
38	Kathy Moore (FloridaTC)	19:10.5
39	Teri Hagerty (SundanceTC)	19:11.7
40	Debbie Eide (OregonTC)	19:13.5
41	Janet Dowton (Canada)	19:15.0
42	Connie Reints (IowaStU)	19:15.5
43	Bonnie Tamis (Quest Club)	19:15.9
44	Jennifer White (WashR-HUnltd)	19:16.3
45	Carol Fridley (Unatt)	19:21.4
46	Linda Heinmiller (UCLA)	19:22.1
47	Laura Ledbetter (FloridaTC)	19:26.2
48	Kathy Clark (Canada)	19:28.8
49	Marjan Mouljn (Club Northwest)	19:32.5
50	Rose Giampalmo (FloridaTC)	19:37.1

**Team Scores:** 1-Iowa State University 129; 2-Falcon Track Club 179; 3-Rialto Roadrunners 203; 4-UCLA 207; 5-Ontario Track & Field Assoc. (Canada); 6-West Valley TC 236; 7-Florida State TC 250; 8-Club Northwest 262; 9-Los Angeles TC 275; 10-Quest Club 316; 11-Oregon TC 322; 12-San Diego TC 455; 13-Woodside Striders 497; 14-Fresno Pacific 538.

## JUNIOR WOMEN'S DIVISION

1-Lynn Jennings (LibertyAC) 14:36.8; 2-Susan Schaeffer (Mphs Shelby TF) 14:48.1; 3-Dana Slater (TColoGold) 14:51.3; 4-Stacy Crystal (TColoGold) 14:57.7; 5-Aileen O'Connor (CYO, WashDC) 14:58.0; 6-Betty Springs (Unatt) 15:07.6; 7-Lynn Lashley (Mphs Shelby TF) 15:09.1; 8-Anne Sullivan (Ocean State TC) 15:13.9; 9-Karen Keller (Jamul Toads) 15:20.0; 10-Phyllis Hines (Mphs Shelby TF) 15:22.6; 11-Cheri Williams (SJCindergals) 15:28.2; 12-Ann Trason (Club North) 15:32.3; 13-Debbie Ritchie (LibertyAC) 15:33.3; 14-C.Peterson (Pats/USA) 15:33.9; 15-Maura Taylor (LibertyAC) 15:35.0; 16-Jan Oehm (LibertyAC) 15:36.0; 17-Kathy Denz (Pats/USA) 15:44.7; 18-Nancy Fitzgerald (ShoreAC) 15:44.9; 19-Kim Sharpe (SyracuseTC) 15:46.6; 20-Jill Haworth (CYO, WashDC) 15:47.7; 21-Nancy Seegar (ShoreAC) 15:48.0; 22-Janet Wroblewski (UNewMexico) 15:49.3; 23-Roxanne Bier (SJCindergals) 15:50.7; 24-Patty Murnane (LibertyAC) 15:54.5; 25-Tania Wells (Mphs Shelby TF) 15:57.9.

**Team Scores:** 1-Liberty Ac 85, 2-Memphis Shelby TF 103, 3-Shore AC 'A' 110, 4-The Colorado Gold 153, 5-San Jose Cindergals 169, 6-Jamul Toads 'A' 195, 7-CYO, Wash DC 229, 8-Ocean State TC 'A' 233, 9-Shore AC 'B' 260, 10-Patriots/USA 331, 11-Syracuse TC 361, 12-Seacoast Striders 389, 13-Albuquerque 413, 14-Jamul Toads 'B' 427, 15-Ocean State TC 'B' 530, 16-Orange Co TC 648.

## 14-15 DIVISION

1-Tami Darr (Unatt, Mission Viego, Ca) 16:00.7; 2-Marquita Belk (SJCindergals) 16:13.7; 3-Ann Regan (SJCindergals) 16:23.0; 4-Linda Yeager (Kettering Striders) 16:29.4; 5-Krista Roberts (Sacramento Spikettes) 16:33.2; 6-Stacie Denison (Club North) 16:38.2; 7-Diane Esslinger (RRR) 16:40.7; 8-Lisa Matthews (DukeCityDashers) 16:43.1; 9-Shelly Nieto (Club North) 16:45.4; 10-Francesca Negri (Club North) 16:49.0.

**Team Scores:** 1-San Jose Cindergals 63, 2-Rialto Roadrunners 73, 3-Club North 79, 4-San Diego TC 122, 5-Sacramento Spikettes 141, 6-Blue Angels 203, 7-Chart House 282.

## 12-13 DIVISION

1-Laura Craven (Scioto TC) 11:57.9; 2-Vicki Cook (RRR) 12:34.8; 3-Paula Cobb (RRR) 12:37.4; 4-Kelly Cerda (RRR) 12:42.8; 5-Pam Vasey (Spartan TC) 12:48.5; 6-Chris Bronaugh (QuadCitiesCobras) 12:49.0; 7-Tammy Avis (TColoGold) 12:53.3; 8-Suzie Martinez (Sacramento Spikettes) 12:58.2; 9-Cathy Demmelmaier (SJCindergals) 13:00.6; 10-Christine Silva (DukeCityDashers) 13:04.1.

**Team Scores:** 1-Rialto Roadrunners 45, 2-San Jose Cindergals 128, 3-Blue Angels 156, 4-Albuquerque Oly Club 224, 5-Spartan TC 246, 6-Valley of the Sun 273, 7-Quad Cities 275, 8-Ventura Girl's TC 280, 9-Roseville Gazelles 332, 10-Duke City Dashers 335.



Running unattached from Mission Viejo, California, TAMI DARR won the 14-15 division championship. (Cynthia Harmon photo)



Jan Merrill and coach Norm Higgins contemplate race strategies prior to the senior women's run. (Ralph Merlino photo)



LAURA CRAVEN (Scioto TC, Ohio) winner of the 12-13 division race. (Cynthia Harmon photo)



LYNN JENNINGS (Liberty AC) Junior Women's Division champion. (Cynthia Harmon photo)

### 10-11 DIVISION

1-Davida Jackson (CYO,WashDC) 9:52.8; 2-Jenny Cervantes (RRR) 9:53.4; 3-Tania Fisher (RRR) 10:01.4; 4-Marcy Anderson (RRR) 10:03.8; 5-Kathy Kiernan (BlueAngels) 10:10.7; 6-Andrea Heimbecker (SJCindergals) 10:14.5; 7-Pauline Vasquez (SJCindergals) 10:19.7; 8-Cindy Rouiller (RRR) 10:25.3; 9- Teri Mullin (SpartanTC) 10:25.8; 10-Sonia Cooper (RRR) 10:26.3.


**Team Scores:** 1-Rialto Roadrunners 27, 2-San Jose Cindergals 61, 3-Duke City Dashers 156, 4-Spartan TC 169, 5-Blue Angels 172, 6-Rialto Roadrunners 'B' 258, 7-Roseville Gazelles 262, 8-Boulder Cinderbelles 283, 9-So Cal Thunderbirds 326, 10-Albuquerque Tumbleweeds 334, 11-So Bay Striders 485, 12-San Diego TC 493.

### 9 & UNDER DIVISION

1-Monica Roy (CYO,WashDC) 7:05.7; 2-Kathy Welsh (KetteringStriders) 7:13.6; 3-Dyana Crabtree (BlueAngels) 7:26.4; 4-Sally Cohenour (SoCalCheetahs) 7:29.7; 5-Toni Everts (RRR) 7:30.6; 6-Allison Botkin (JeffcoJets) 7:31.5; 7-Sara Standley (BlueAngels) 7:32.5; 8-Kim Walulik (BlueAngels) 7:33.5; 9-Lori Charette (BlueAngels) 7:35.3; 10-Michael Ann Apodaca (DukeCityDashers) 7:41.6.

**Team Scores:** 1-Blue Angels 39, 2-Duke City Dashers 112, 3-Rialto Roadrunners 123, 4-So Cal Cheetahs 135, 5-Jeffco Jets 164, 6-Roseville Gazelles 208, 7-Spartan TC 246, 8-Valley of the Sun 259, 9-Woodside Striders 333, 10-So Cal Thunderbirds 'A' 337, 11-Ventura Girl's TC 436, 12-So Cal Thunderbirds 'B' 507.

**Competitors by Division:** Senior - 121 finishers; Junior - 149 finishers; 14-15 - 64 finishers; 12-13 - 109 finishers; 10-11 - 109 finishers; 9/under - 109 finishers.



### National Cross Country Kaleidoscope

...An oddity of sorts regarding the total finishers in the three younger age divisions; the 9 & Under, 10-11 and 12-13 age groups each had a total of 109 finishers. . Liberty AC became the second Junior Women's division team in the last four years to repeat as team champion. The Syracuse Chargers won it in '74 and '75 with Liberty AC taking over in '76 and '77. . . . Speaking of repeaters, each of the last four senior women's champions have returned to win at least twice; in 1968-71 it was Doris Brown, in '72 and '73 it was Lynn Bjorklund, in '74 and '75 it was Francie Larriau and most recently it has been Jan Merrill for '76 and '77. . . . These national championships are the largest entry-wise since the 1972 nationals were held in Long Beach when 996 entrants were recorded. . . . Club Northwest sports a former national road race bicycling champion in Jane Robinson. The 29-year-old Robinson attends the University of Washington majoring in primate anthropology. . . . While we're on the subject of 29-year-olds, Pennsylvanian Carol Fridley is the former 'American Best' record holder for the 1/2 marathon with a time of 1:17:43. Carol mentioned that this was her absolute last cross country nationals and that she would be devoting full time to road racing. "The 5000 meter cross country distance is just simply too short for me," she stated. . . . The new 1/2 marathon record holder is 10th placer Carol Cook of Iowa State U.TC, who is now doing graduate work in Exercise Physiology at ISU. Cook clocked 1:16:00 for the 13-mile+ distance just a few weeks before the nationals. . . . '77 Canadian cross country champion Magda Kubasiewicz could manage no better than 12th in the overall finish of the senior women's race. . . . A slew of notable distance stars were absent from the competition in the senior race for one reason or another. They included: Julie Brown, Peg Neppel, Wendy Knudson, Cyndy Poor, Eryn Forbes, Debbie Heald, Mary Decker, Jackie Hansen, Miki Gorman, to name a few. . . . 2nd placer in the senior race, Kathy Mills, has shown steady improvement over the last few seasons; for instance in '75 she won the Junior championship, in '76 she finished 8th in the senior race and this year she has moved up six notches to 2nd spot. The Penn State sophomore and collegiate champion would appear to have a tremendous future. . . . The Junior Women's division race in which Lynn Jennings won in fairly easy fashion, sported some pretty impressive splits at the mile and two mile marks. They were 4:59 and 10:36 respectively. . . . Considering her impressive victory in the senior race, Jan Merrill didn't look at any worse for wear in the fact that she had just undergone major surgery on her appendix October 8th and was in the hospital four days. . . . Merrill has recently transferred from Mitchell Junior College to Connecticut College in New London majoring in mathematics. She is a third year student in college. . . . This AAU national will serve as a qualifier for the World Cross Country Championships this coming March 25th in Glasgow, Scotland. the top six finishers in the senior event automatically qualify for the US National team. . . .


---

DAVIDA JACKSON (CYO-Wash DC) the winner of the 10-11 division. (Cynthia Harmon photo)



# Ladies' First.

**SCAT** women's track shoe,  
rated first by Runner's World in 1977.



**DOVE** women's training shoe,  
rated first by Runner's World in 1976.



Saucony Scat is the top-ranked women's spiked shoe because it's specifically designed for the woman runner. It's *not* just an adaptation of our popular men's Speedstar, or any other model in our full line of men's track shoes.

The Scat's uppers are soft, well-padded blue nylon. The bottom, with a small heel lift, is suited for both sprints and distance running. Heel and ankle collars are well-padded for comfort. And the chevron-claw spike plate with seven receptacles is a Saucony exclusive.

Dove, the top-ranked women's training shoe for 1976, has a flared heel and suction cup traction sole. The tongue and quarter are fully padded. The Dove's uppers are lightweight, soft, white nylon with color-coordinated blue trim.

You know how important good shoes are for comfort and performance. So remember the name. Saucony. Top-ranked women's shoes for training and competition at a lower price than any ranked shoe, regardless of category.

**We're out in front. And we're going to stay there.**



**saucony** SHOE MFG.  
CO., INC.

A Subsidiary of Hyde Athletic Industries, Inc.  
12 Peach St., Kutztown, PA 19530 (215) 683-8711

# CROSS COUNTRY ROUNDUP

## Southern Illinois Invitational

Edwardsville, Illinois, October 15: A rainy, windy, cold day on the Midland Hills Golf course didn't slow down the Iowa State running machine as ISU packed five runners in the top ten amongst some of the top collegiate teams in the country. Brenda Webb, Tennessee's collegiate 3000 meter champion won the individual honors, followed by EKU's Susan Schaefer, the '77 AAU Jr. women's 3000 meter champion. The results:

1-Brenda Webb (Tenn) 17:48; 2-Susan Schaefer (EKU) 18:06; 3-Cathie Twomey (UMinn) 18:18; 4-Katy Schilly (ISU) 18:21; 5-Debbie Vetter (ISU) 18:27; 6-Robin Smith (EIIIU) 18:31; 7-Diane Vetter (ISU) 18:36; 8-Bev Roland (WIIU) 18:43; 9-Bridget Seip (ISU) 18:54; 10-Barb Brown (ISU) 19:04. **Team Scoring:** 1-Iowa State 35, 2-Eastern Kentucky 69, 3-Tennessee 103, 4-Western Illinois 106, 5-Minnesota 124. 97 runners, 14 teams. Webbs splits: 1½mi./8:07, 2mi./10:57.

## Region 7 AAU Cross Country Championships

Omaha, Nebraska, November 19: Omaha's Elmwood Park was the site of this recent competition covering 5000 meters of extremely hilly terrain under strong winds and cold weather. The results:

1-Patty Haigg (Unatt) 22:40; 2-Barb Catlin (UNeb/Omaha) 22:49; 3-Gina Hungerford (LadyMaverickTC) 23:40.

## Lady Volunteer Invitational

Knoxville, Tennessee, October 22: Tennessee's Brenda Webb blistered her home course covering the first mile in 5:15 and finishing up the course with a quick 5:09 to record an impressive 15:47 overall mark for the 3-mile competition. Eastern Kentucky University took the measure of Tennessee in the team scoring, however, by edging the Lady Volunteers 50-52. Third place in the team contest went to North Carolina St with 63 points followed by Florida St. with 71.

## South West Regional AIAW Cross Country Championships (Region 4)

College Station, Texas, November 5: Host school Texas A&M staged an exciting team performance with a narrow margin of victory over arch rival Texas/Austin by a score of 42-44. Individually, Karen Bridges of Oklahoma State handled the 42-woman field with little trouble winning with a 25 second margin. The Results:

1-Bridges (OklahomaSt) 17:32; 2-Julia Campbell (Texas/Austin) 17:57; 3-Isabel Navarro (TexTechU) 18:14; 4-Martha Sartain (TexA&M) 18:21; 5-Nancy Scardina (Tex/Austin) 18:31; 6-Cristy Garcia (Tex/Austin) 18:31; 7-Ileana Hocking (TexA&M) 18:32; 8-Mary Ann Mularkey (TWU) 18:48; 9-Aud K. Sugar (Oklahoma) 18:54; 10-Tasha Zoller (TWU) 19:01. **Team Scoring:** 1-Texas A&M 42; 2-Texas/Austin 44; 3-Texas Woman's U. 62; 4-U. Houston 88; 5-Texas Tech U. 112.

## Northwest Region AIAW Cross Country Championships

Spokane, Washington, November 5: With a tough course and a steady drizzle, Debbie Quatier of Seattle Pacific U. and the Oregon Ducks came away victors in the Region 9 championship meet. Taking command virtually from the start, Quatier led 160 runners through the first mile in a fast 5:05. Quatier had little challenge from the huge field and backed off coasting to victory in 17:52.

Oregon's Ellen Schmidt, who was expected to push Quatier, was back in the pack that included Debbie Eide, Oregon College of Education; Kathy Adams and Marjan Moulijn of Washington, Anita Scandurra of Seattle Pacific and fellow Ducks Heather Tolford and Debbie Ritchie.

By the 2-mile mark it appeared as though the real race was for second with Scandurra, Eide, Adams and Tolford all within striking range of one another. But, Schmidt was not yet out of it. With 1000 meters to go, the tall Schmidt began to make her move from the eighth place position. With the last hill taking it's toll, places changed quickly. Scandurra dropped from second to eighth, and Schmidt, with a tremendous kick, nipped Eide for second in 18:15. Adams and Tolford followed close behind.

Oregon had little trouble with the team title, stacking 36 points against up and coming Washington, who scored 63 for second. Seattle Pacific was third with 81 and Spokane Community College a distant fourth with 159. Oregon also showed its depth as it had eight runners finish in the top 21 and all ten in the top 34. The results:

1-Debbie Quatier (SPU) 17:52; 2-Ellen Schmidt (UO) 18:15; 3-Debbie Eide (OCE) 18:16; 4-Kathy Adams (UW) 18:18; 5-Heather Tolford (UO) 18:19; 6-Janet Lovelace (OSU) 18:24; 7-Debbie Ritchie (UO) 18:32; 8-Marjan Moulijn (UW) 18:34; 9-Anita Scandurra (SPU) 18:41; 10-Kim Spir (UO) 18:49. **Team scoring:** 1-UOregon 36, 2-UWashington 63, 3-Seattle Pacific 81, 4-Spokane CC 159, 5-Whitworth 162. 151 runners, 16 teams.

## Region 7 AIAW Cross Country Championships

Logan, Utah, November 5: Two Colorado schools battled one another for the team title as well as the individual honors here at the Logan Country Club Golf course.

Colorado State's Amy Lafoon edged Colorado U.'s Mary Decker by a six second margin but the Colorado squad gained the nod over State for the team championship 28 to 39 with the University of New Mexico a distant third. The results:

1-Amy Lafoon (CSU) 18:16.6; 2-Mary Decker (UC) 18:22; 3-Dana Slater (UC) 18:26; 4-Debbie Pearson (UTEP) 18:49; 5-Kathy Wilson (UC) 18:57; 6-Janet Wroblewski (UNM) 19:05; 7-Judy McCreery (UNCol) 19:11; 8-Lauri Adams (CSU) 19:18; 9-Susan Vigil (UNM) 19:19; 10-Suzie Martenson (CSU) 19:21. **Team Scoring:** 1-Univ. Colorado 28, 2-Colorado St. 39, 3-Univ. New Mexico 73, 4-Univ. Arizona 112, 5-Air Force Academy 146. 65 runners, 8 teams.

## Region 2 AIAW Cross Country Championships

Raleigh, North Carolina, November 4: In one of the most competitive team battles that has ever developed in the South West, Eastern Kentucky and Tennessee struggled to a 45-45 tie in the team standings with EKV getting the victory nod with a higher placing fifth runner.

Tennessee's outstanding distance ace, Brenda Webb, was the easy winner with a 23 second margin over newcomer Ellison Goodall of Duke University in the individual competition. The results:

1-Brenda Webb (Tenn) 17:11.18; 2-Ellison Goodall (Duke) 17:34; 3-Susan Schaefer (EKU) 17:55; 4-Joan Benoit (NCSt) 17:56; 5-Julie Shea (NCSt) 18:08; 6-Lynn Lashley (Tenn) 18:14; 7-Barb Tieperman (Tenn) 18:26; 8-Paula Gaston (EKU) 18:33; 9-Valerie Ford (NCSt) 18:38; 10-Deborah Snaggs (Richmond) 18:54. **Team Scoring:** 1-Eastern Kentucky U. 45, 2-Tennessee 45, 3-North Carolina St 81, 4-Virginia 153, 5-U.North Carolina/Chapel Hill 155. 112 runners, 12 teams.

## Eastern Regional AIAW Cross Country Championships

New Brunswick, New Jersey, November 5: Kathy Mills, the outstanding Penn State sophomore led her teammates to an impressive team victory on the host Rutgers University 5000 meter course. Mill's victory was not only a course record but was just short of a 60 second win over second place finisher Anne Sullivan of Harvard. Coming off this startling performance, Penn State would appear to be defending champion Iowa State's toughest test at this years collegiate national competition in Austin, Texas. The results:

1-Kathy Mills (PennSt) 16:39; 2-Anne Sullivan (Harvard) 17:33; 3-Kris Bankes (PennSt) 17:34; 4-Doreen Ennis (MontclairSt) 17:38; 5-Liz Berry (PennSt) 17:44; 6-Dunlap (Maryland) 17:56; 7-Kelly (U of DC) 18:22; 8-Francario (UMass) 18:23; 9-Pavik (Maryland) 18:24; 10-Whitcomb (Tufts) 18:25; 11-Pearson (StJohns) 18:29; 12-Gardner (PennSt) 18:30; 13-Stratton (CortlandSt) 18:32; 14-Adams (Brown) 18:33; 15-Noden (PennSt) 18:34. **Team Scoring:** 1-Penn State 29, 2-Maryland 72, 3-U Mass 119, 4-Rutgers Univ. 134, 5-Middlebury College 157. 165 runners, 24 teams.

## Region 8 AIAW Cross Country Championships

Berkeley, California, November 5: Cal State U/Northridge, with strong front running from its trio of Julie Brown, Sue Kinsey and Chris Troffer, scored a total of 27 points for an easy sectional win. Northridge's Julie Brown eclipsed the previous course record by exactly two minutes, but suffered a stress fracture of the fibula part way through the competition and coasted most of the last mile. The results:

1-Julie Brown (CSUN) 17:38.4; 2-Sue Kinsey (CSUN) 17:42; 3-Chris Troffer (CSUN) 17:50; 4-Lori Ann Thrupp (Stanford) 18:04; 5-Linda Broderick (UCLA) 18:17; 6-Linda Heinmiller (UCLA) 18:23; 7-Kathy Scatena (CSUN) 18:49; 8-Kathy Weston (UCLA) 18:54; 9-Jean Abare (SDSU) 18:57; 10-Laurie Jewell (CSULB) 19:04. **Team**

**Scoring:** 1-Cal St U/Northridge 27; 2-UCLA 40; 3-Stanford 96; 4-University of Hawaii 105; 5-UC Santa Barbara 129. 57 runners. 10 teams.

## Region 6 AIAW Championships - Cross Country

Ames, Iowa, November 4: Two-time collegiate cross country champion Iowa State took one more step closer to once again repeating their national championship by handily defeating second place Kansas State in the Region 6 championships on ISU's home course. Debbie Vetter, one of America's finest middle distance runners won the individual honors clocking 17:10 for the 5000 meter course which hosted the first women's collegiate national just a few short years ago.

Iowa State's impressive team win coupled by the fact that ISU's first six runners finished in the top ten, makes them a serious contender to make it three national collegiate titles in a row. The results:

1-Debbie Vetter (ISU) 17:10; 2-Cathie Twomey (UMinn) 17:28; 3-Katy Schilly (ISU) 17:30; 4-Renee Urish (KansasSt) 17:35; 5-Bridget Seip (ISU) 17:47; 6-Cindy Worchester (KansasSt) 17:51; 7-Mary Kunkel (MissouriU) 18:00; 8-Diane Vetter (ISU) 18:03; 9-Barb Brown (ISU) 18:09; 10-Connie Reints (ISU) 18:14; 11-Terrie Wagner (GoldValU) 18:19; 12-Michelle Brown (KansasU) 18:27; 13-Rochelle Rand (KansasSt) 18:35; 14-Alice Wheat (KansasSt) 18:38; 15-Anita Ayers (DrakeU) 18:39. **Team Scoring:** 1-Iowa State (1-3-5-8-9) 26, 2-Kansas State 74, 3-Minnesota 84, 4-Missouri 145, 5-Kansas U. 152. 136 runners, 15 teams.

## AIAW Region 5 Championships

Madison, Wis., November 5: Wisconsin's women's cross country team earned a berth in the AIAW national meet by winning the six-state Midwest Region 5 Cross Country Championships in Madison, Saturday with a team score of 37 points.

Marybeth Spencer won the competition representing Wisconsin with a course record time of 17:08.9 over 5000 meters. Lil Warnes of Michigan State finished second at 17:51.

In the team scoring, Western Illinois U. was the surprise second place finisher edging 1976 Big Ten Champion, Michigan State, 58 to 60. The top three teams qualified for the national competition in Austin, Texas.

**The results:** Individuals: 1-Marybeth Spencer (Wis/Madison) 17:08.9; 2-Lil Warnes (MichSt) 17:51; 3-Mary Rice (Wis/Milw) 17:52; 4-Robin Smith (EasternIllU) 17:53; 5-Suzie Houston (Wis/Madison) 17:54; 6-Melody Miller (WIU) 17:55; 7-Lynn Morin (Wis/Madison) 17:58; 8-Bev Roland (WIU) 17:59; 9-Sue Parks (EasternMich) 18:00; 10-Diane Culp (MichSt) 18:04. 127 finishers, 54°, cloudy, moderately hilly course. **Team Scores:** 1-Wisconsin/Madison (1-4-6-11-15) 37; 2-Western Illinois U. (5-7-13-17-18) 58; 3-Michigan State (2-9-10-19-22) 60; 4-Illinois 201; 5-Southern Illinois 211. 17 teams scored.

## 1977 ATHLETE OF THE YEAR 1977 U.S. LIST

### World

In a landslide vote, East Germany's ROSEMARIE ACKERMANN was selected as 1977's World 'Athlete of the Year'. With the European and World Cup titles behind her, coupled with an undefeated season including the top five jumps outdoors, Ackermann piled up 148 points to second placer Irena Szewinska of Poland, who for the second year in a row settled in as the World's bridesmaid in the balloting. Along with Szewinska, only Marlies Oelsner and Ruth Fuchs of the DDR, and Fibingerova (Czech) and Wilms (WG) received first place consideration.

Amazingly, last year's Olympic standout and world record setter Tatyana Kazankina of the Soviet Union failed to receive even one vote on the ballot.

The overwhelming dominance of Ackermann's high jumping this year evidenced by her accomplishment of becoming the first woman to clear the 2.00 meter mark, carried the East German star from a distant third place finish in the 1976 voting to her stunning winning margin in '77.

The results:

### World

1 Rosemarie Ackermann (DDR)	(28)	148
2 Irena Szewinska (Poland)	(1)	72
3 Marlies Oelsner (DDR)	(1)	27½
4 Helena Fibingerova (Czechoslovakia)	(1)	17
5 Eva Wilms (West Germany)	(2)	15
6 Ruth Fuchs (DDR)	(1)	5
7 Kate Schmidt (USA)		3
8 Nadyeshda Tkachenko (USSR)		2½
Faina Melnik-Veleva (USSR)		2½
10 Grazyna Rabsztyl (Poland)		½

### Oceania

1 Lynette Jacenko (Australia)	(20)	107
2 Raelene Boyle (Australia)	(4)	57
3 Denise Robertson (Australia)	(2)	34
4 Angela Cook (Australia)	(1)	16½
5 Verna Burnard (Australia)		12½
6 Ann Garrett (New Zealand)		4
7 Barb Beable (New Zealand)		3
8 Jennifer Hooker (Australia)		2
9 Glynis Saunders (Australia)		1
Gael Mulhall (Australia)		1

### Asia

1 Esther Rot (Israel)	(26)	136
2 Sumie Awara (Japan)	(2)	54½
3 Emiko Myokai (Japan)		21
4 Tamani Yagi (Japan)		14½
5 Ok Ja Paik (S. Korea)		10
6 Than Than (Burma)		3
Tan Wang (Chinese Peoples Rep.)		3
8 Yao Sui-Ying (Chinese Peoples Rep.)		1
Junko Yoshitomi (Japan)		1



Rosemarie Ackermann (DDR)



Lynette Jacenko (Australia)



Esther Rot (Israel)

# ATHLETES OF THE YEAR

## Africa

1	Modupe Oshikoya (Nigeria)	(11)	65
2	Agnes Tchuente (Cameroons)	(4)	34
3	Utifon Uko (Nigeria)	(2)	24
4	Sakina Boutamine (Algeria)	(2)	20
5	Tecla Chemabui (Kenya)	(1)	17
6	Heidi de Kock (Rep. of SA)	(2)	10
7	Rose Tata (Kenya)		9
8	Ina Van Rensburgh (Rep. of SA)	(1)	6
	Sonia Laxton (Rep. of SA)		6
9	Hybre Myburgh (Rep. of SA)	(1)	5
	Hanna Alfriye (Ghana)	(1)	5
	Petro Van Rensburgh (Rep. of SA)		5
10	Elizabeth Cheptum (Kenya)		4
	Ruth Waithira (Kenya)		4
11	Maryna Van Niekerk (Rep. of SA)		3
12	Claudie Van Onselen (Rep. of SA)		1

## West Europe

1	Grete Waitz (Norway)	(13)	96
2	Eva Wilms (West Germany)	(12)	81
3	Sara Simeoni (Italy)	(4)	33
	Teşsa Sanderson (Great Britain)	(2)	31
5	Sonia Lannaman (Great Britain)	(1)	23
6	Annegret Richter (West Germany)	(1)	12
7	Marion Becker (West Germany)		3
8	Chantel Langlace (France)		2
9	Carmen Valero (Spain)		1
	Christa Vahlensiek (West Germany)		1
	Brigitte Holzapfel (West Germany)		1

## East Europe


1	Rosemarie Ackermann (DDR)	(28)	144
2	Irena Szewinska (Poland)	(2)	71½
3	Marlies Oelsner (DDR)	(2)	33½
4	Helena Fibingerova (Czechoslovakia)	(1)	25
5	Faina Melnik-Veleva (USSR)	(1)	6½
6	Nadyeshda Tkachenko (USSR)		6
7	Grazyna Rabsztyn (Poland)		2½
8	Ruth Fuchs (DDR)		1

## North America

1	Kate Schmidt (USA)	(23)	120
2	Jan Merrill (USA)	(2)	44
3	Debbie Brill (Canada)	(3)	38
4	Francie Larrieu-Lutz (USA)	(1)	24
5	Diane Konihowski (Canada)	(2)	20
6	Jodi Anderson (USA)	(2)	20
7	Evelyn Ashford (USA)		9
	Jane Frederick (USA)		9
9	Brenda Morehead (USA)		3
	Mary Ayers (USA)		3
11	Peg Neppel (USA)		1
	Patty Loverock (Canada)		1



Modupe Oshikoya (Nigeria).



Grete Waitz (Norway)



Kate Schmidt (USA)

## ATHLETES OF THE YEAR (Continued)


### South America & Carribean

1 Silvia Chivas (Cuba)	(26)	135
2 Aurelia Penton (Cuba)	(1)	48
3 Lorna Forde (Barbados)	(2)	26
4 Andrea Bruce (Jamaica)		19
5 Shonnell Furguson (Bahamas)		13
6 Marli Dos Santos (Brazil)		7
7 Maria Sarria (Cuba)		3
8 Helen Blake (Jamaica)		1
Lilieth Hodges (Jamaica)		1
Caridad Romero (Cuba)		1
Charlotte Bradley (Mexico)		1


### 1977 'Athlete of the Year' voters:

Leo Lang (Yugoslavia), Nic Lemmens (The Netherlands), Istvan Hidvegi (Nicaragua), Anatoliy Kashcheyev (USSR)

Cliff Temple (England), Ted Radcliffe (Canada), Calvin Brown (USA), Peg McMahon (Australia), Steve Wennerstrom (USA), Gary Hill (USA), Vince Reel (USA), Sy Yinchow (Phillipines), G. S. Kler (Malaysia), Fernando Rodil (Puerto Rico), Richard Ashenheim (Jamaica), Max Heilrath (West Germany), J. Koumans (Holland), Chuck Debus (USA), Luigi Mengoni (Italy), Erich Kemper (Austria), Atsushi Hoshino (Japan), Yves Pinaud (France), Alfred Janecky (Czechoslovakia), Milan Skocovsky (Czechoslovakia), Fritz Steinmetz (West Germany), Jose Corominas (Spain), Ernst Elert (East Germany), Lyle Sanderson (Canada), Palle Lassen (Denmark), Winfried Kramer (West Germany), Alan Bonney (USA), Zoltan Subert (Hungary), Turhan Goker (Turkey), Rich Ede (USA), Casey Ide (USA), Abraham Green (Israel), Gabriel Szabo (Hungary). 33 voters from 21 countries.



Silvia Chivas (Cuba)



## Support Women's Track Date a Fast Lady!

Great looking T-shirts made of 100% cotton with permanent Navy blue silk-screen design. Only \$4.95. Order now for yourself or your whole team.

Mannon Enterprises  
San Luis Obispo, CA.

P.O. Box 994  
93406

Please send me \_\_\_\_\_ T-shirts @ \$4.95 each.  
Add .50 postage per shirt. In Calif. add 6% sales tax.

Sizes: S \_ M \_ L \_ XL \_ Colors: Yellow \_ Lt. Blue \_

Name \_\_\_\_\_

Address \_\_\_\_\_

Street

City

State

Zip

102376B

## ROSEMARIE ACKERMANN A CHAMPION IN MORE THAN ONE RESPECT

by Volker Kluge

When she was a child, Rosemarie Ackermann wanted to become a ballet dancer. But in her little village of Lohsa, which lies on the outskirts of a large open-cast lignite mine in the southeastern part of the DDR, there was no chance to do this. So Rosemarie had to dream of other things and in turn discovered sports.

Today, Rosemarie, 25, is a European high jump champion and a world record holder in more than one respect. She is the only woman in the world to jump 1.96/6-5¼, (Ed: She has since cleared the 2.00 meter mark) and the difference of 25 centimeters between this and her own body height is also unique.

"Some jumpers get nervous when they approach their own height. I've never had this feeling. I don't care much whether the cross bar lies at 1.80 meters or 1.90," she says. She has perfect control of herself. How she manages is her secret. But it obviously works; for she did not lose a single high jump competition from February 1974 to May 1976 (Ed: She was also undefeated in the entire 1977 season).

When Rosemarie and her three sisters grew up in Lohsa, nobody imagined that she would become one of the world's best high jumpers. She liked sports very much and entered the children's sports school at Forst in 1966. She practiced there with the javelin, 800 meters and the shot put. Even her coach Erhard Miek did not dare predict a high jumping career for her, even though she had already jumped 1.65/5-5 when she was fifteen. But Rosemarie was only 1.58/5-2¼ tall and her coach could only advise her to add a few centimeters to her height.

One year later she had indeed grown eleven centimeters, and in 1968 she was able to clear her own height of 1.71/5-7½ in the high jump. But she was still considerably behind Rita Schmidt (Kirst) who jumped over heights of 1.80/5-11. Rosemarie did not mean to outdistance her, "because I've never had the intention of outranking any particular jumper. I want to make a conscious effort and do it my own way, not influenced by others," she says. That is also why she did not give up her own straddle style when the flop was becoming popular. "I had made up my mind that the straddle was the best for me. In addition, I was too old to get used to a new style," Rosemarie comments.

Her Olympic debut in Munich in 1972 was relatively modest. She finished in seventh place, seven centimeters behind the Olympic winner (Meyfarth, WG). Her first world record (1.94 meters in Berlin on August 24th, 1974) came almost expectedly after a very successful indoor season. Her second world record (1.95 meters in Rome in that same year) which brought her the European title, was primarily the result of her powers of concentration.

She had tried to jump 1.96 meters in four previous competitions before she had won her third world record performance in Dresden on May 8th, 1976. "If you want to win a medal in Montreal you will certainly have to jump that high," Rosemarie says. (Ed: As things turned out, of course, it only took a jump of 1.93 to win the gold medal, but it was Ackermann who cleared the height.)

When Rosemarie left her village ten years ago to live in Forst and later in Cottbus, she was shy and had little self-

confidence. "At school I hardly had the guts to recite a poem which I knew perfectly," she remembers. "Apart from the beautiful feeling of winning, I found it especially pleasant that sports gave me self-confidence and developed such things as reliability and self-control."

She has also been very successful at her job. Next year she will finish her studies in home trade economics and work as a chief buyer with the consumer cooperative society.

In her spare time, she likes to do work in the garden and handicrafts; she has been working on a tapestry for some time.

Ackermann has also achieved a tremendous amount of respect and admiration by her neighbors in Cottbus and also from her sports mates. They like her open and honest way of dealing with problems that confront her.

### Biography

Rosemarie Witschas (Ackermann)

Cottbus Sports Club

Born in Lohsa, DDR, April 4th, 1952

Height: 5-9; Weight: 130.


Competitive years: 12

Trade: Shop asst; student of home trade economics

Development:

1966	(14)	4-9½	1972	(20)	6-1
1967	(15)	5-5	1973	(21)	6-2
1968	(16)	5-7½	1974	(22)	6-4¾
1969	(17)	5-9¼	1975	(23)	6-4½
1970	(18)	5-9¾	1976	(24)	6-5¼
1971	(19)	5-11¼	1977	(25)	6-6¾

Sports Successes: European Champion 1974; DDR Champion 1973, 1974, 1976, 1977; Indoor European Champion 1974, 1975, 1976, 1977; Olympic Champion 1976; 1st World Cup Champion 1977.



Ackerman (above) is show clearing a new world record height of 1.96/6-5¼ on her last attempt at a European meet. (Panorama DDR/ZB photo)

# 1976 ATHLETE OF THE YEAR

## WORLD

There was little question in this, the most important of the voting categories. TATYANA KAZANKINA did it all in 1976. Two new world records in the middle distances: 1:54.9 (880m) and 3:56.0 (1500m). And two gold medals at the Montreal Games to ice the cake. Kazankina nearly tripled the first place votes of her nearest pursuer Irena Szewinska of Poland, 23-8 and the Soviet star wound up with 125 points to outdistance Szewinska (82 points) by 43 in the total balloting.

Others gaining first place votes were Annegret Richter (WG) and Rosemarie Ackermann and Ruth Fuchs from the DDR.

To give an idea of how quickly times change, 1975 winner Faina Melnik finished 7th in '76 with just 7 votes compared to her 152 vote total in '75. In addition, such standouts as Christine Brehmer (DDR), Nikolina Schtereva (Bul), Angela Voigt (DDR) and Marianne Adam also of East Germany failed to garner a single vote.



TATYANA KAZANKINA (USSR)

World

1 Tatyana Kazankina, USSR	(24)	137
2 Irena Szewinska, Poland	(6)	84
3 Rosemarie Ackerman, DDR	(1)	27
4 Siegrun Seigl, DDR		17
5 DDR 4x400m Relay Team	(1)	13
6 Ruth Fuchs, DDR	(2)	12
7 Ludmilla Bragina, USSR		4
8 Faina Melnik, USSR		3
Ivanka Christova, Bulgaria		3
9 Marianne Adam, DDR		1
Barbel Eckert, DDR		1

## OCEANIA

RAELENE BOYLE, Australia's sprint record holder and perennial national champion has once again corralled the lion share of the vote picking up 127 points with 22 first place ballots. Boyle recorded marks of 11.22 (100m) and 22.84 (200m) in her specialties during the '76 season.

Perhaps the biggest story from this geographical area would be the tremendous comeback effort of Judy Pollack, Australia's distance running great who, at the age of 35 dipped under the 2:00 mark for the first time in her career at the Montreal Games and became only the second 'Aussie' to accomplish this feat (Rendina also did it earlier in the season). With the addition of very very respectable 1500m to go with her 800m mark, Judy Pollack finished in the second spot with 78 points followed by teammate and sprinter Denise Robertson.



RAELENE BOYLE (AUSTRALIA)

Oceania

1 Raelene Boyle, Australia	(22)	127
2 Judy Pollack, Australia	(9)	78
3 Denise Robertson, Australia	(2)	52
4 Charlene Rendina, Australia		24
5 Debbie Wells, Australia		3
Verna Burnard, Australia		3
6 Anne Garrett, New Zealand		1
Mirama Tuisorisori, Fiji		1
Bethanie Nail, Australia		1



### SOUTH AMERICA and CARRIBEAN

Cuba's dynamic discus throwing duo of Carmen Romero and Christina Betancourt amassed 26 of 31 first place votes between them and Romero logged her second straight South American and Carribean 'Athlete of the Year' selection. Although an Olympic medal eluded the Cuban, her tremendous throw of 226-8 ranks her second on the all-time world list behind Faina Melnik. Romero's teammate Christina Betancourt also achieved world all-time list status by uncorking an impressive 217-11 to rank 9th.

Jamaican sprint star Rose Allwood was a very distant third with 22 points, followed by another Cuban, Silvia Chivas with 18.

1 Carmen Romero, Cuba	(17)	116
2 Christina Betancourt, Cuba	(9)	70
3 Rose Allwood, Jamaica	(1)	22
4 Silvia Chivas, Cuba	(1)	18
5 Andrea Bruce, Jamaica		15
6 Lorna Forde, Barbados	(1)	11
7 Ana Alexander, Cuba	(1)	7
Audrey Reid, Jamaica	(1)	7
8 Andrea Lynch, Barbados		3
9 Carol Cummings, Jamaica		2
Edith Noeding, Peru		2
10 Silvina Pereira, Brazil		1
Maria Sarria, Cuba		1



CARMEN ROMERO (CUBA)

South America  
& Carribean

### NORTH AMERICA

A tremendous string of long jumping efforts, including a new American record of 22-3 carried KATHY McMILLAN to the top of the North American balloting in the closest voting race of all the divisions. McMillan's first place vote edge of 16 to 10 over javelin star Kate Schmidt of the USA proved to be the decisive difference winning in total points accumulated - 102 to 96½.

Tennessee sprinter and national 200m champion Brenda Morehead completed an American sweep in the balloting. '75 winner Joni Huntley finished 6th in the final tally with 10 points and one first place vote.

1 Kathy McMillan, USA	(16)	102
2 Kate Schmidt, USA	(10)	96½
3 Brenda Morehead, USA	(2)	17
4 Jan Merrill, USA		13½
5 United States 4x400m Relay	(2)	12
6 Joni Huntley, USA	(1)	10
7 Rosalyn Bryant, USA		9
8 Diane Jones, Canada		8
9 Jane Fredericks, USA		4
Evelyn Ashford, USA		4
10 Chandra Cheesborough, USA		3
11 Madeline Jackson, USA		2
12 Debbie Brill, Canada		1
Francie Larrieu-Lutz, USA		1



KATHY McMILLAN (USA)

North America

Ralph Merlino photo

## AFRICA

The African tally was nearly a carbon copy of the '75 voting as ALICE ANNUM (Ghana) once again took top honors. And as in '75, Nigeria's fine hurdler-field eventer, Modupe Oshikoya finished second. Annum's 14 first place votes and 84 points outdistanced Oshikoya by 32 votes. Third position went to South Africa's fine 400m hurdler and national record holder Hybre Myburgh with 36 votes.

1 Alice Annum, Ghana	(14)	84
2 Modupe Oshikoya, Nigeria	(5)	52
3 Hybre Myburgh, Rep. S. Africa	(3)	36
4 Celestine n'drin, Ivory Coast	(5)	29
5 Tecla Chemabui, Kenya	(1)	17
6 Ashanti Obi, Nigeria	(1)	9
7 Petro Van Rensburg, Rep. S. Africa	(1)	8
8 Marina Meyer, Rep. S. Africa		7
9 Rose Tata, Kenya		6
10 Ndew Niang, Senegal		5
Marianne Boye, Senegal		5
Utifon Okoh, Nigeria		5
Hanna Alfriyie, Ghana	(1)	5
11 Ronelle Boshoff, Rep. S. Africa		4
12 Sabina Chebichi, Kenya		3
13 Christine Vollenhoren, RSA		1
Mariette Van Heerden, Rhodesia		1
Elizabeth Anjala, Kenya		1
Juliem Gomis, Senegal		1



ALICE ANNUM (GHANA)

Africa


## WEST EUROPE

A new world 100m mark just missing the magical 11.00 plateau by .01 sec., an Olympic gold in the 100m and a number one ranking on Jan Popper's annual ranking list of world athletes, sported an insurmountable stack of credentials for West German sprinter ANNEGRET RICHTER to secure the West European best athlete award. Richter tallied all but 4 first place votes to pick up a massive 152 votes compared to second place finisher Sara Simeoni (Italy) and Richter's teammate Inge Helten, both with 38. Marion Becker was the only other athlete to garner a first place vote. Interestingly, Richter failed to receive even a single vote in the '75 ballot just one year before.

1 Annegret Richter, West Germany	(30)	151
2 Inge Helten, West Germany	(3)	38
Sara Simeoni, Italy		38
3 Marion Becker, West Germany	(1)	30
4 Eva Wilms, West Germany		19
5 Grete Waitz, Norway		14
6 Andrea Lynch, Great Britain		5
7 Sonja Lannaman, Great Britain		3
Pirjo Haggman, Finland		3
8 Brigitte Holzapfel, West Germany		1

1976 Athlete of the Year photos by:

Peter Probst (2), Ralph Merlino (1),  
Mike Hurst (1), Tony Duffy (1).



ANNEGRET RICHTER (WEST GERMANY) West Europe

## 76 BALLOTING (cont.)

### EAST EUROPE

Here, as in the World balloting it was TATYANA KAZANKINA unquestionably. And not surprisingly, Irena Szewinska of Poland finished in the bridesmaid spot here also. In fact, only Kazankina and Szewinska broke up an East German sweep in the voting for East Europe as four DDR members including its fabulous 4x400 relay team finished 3rd through 6th.

So tough was the balloting in this geographical area that 200m Olympic gold medalist Barbel Eckert (DDR) and former world record holder in the shot put, Marianne Adam received only one vote each! '75 winner Faina Melnik notched 8th place with just three votes.

1 Tatyana Kazankina, USSR	(23)	125
2 Irena Szewinska, Poland	(8)	82
3 Annegret Richter, West Germany	(1)	32
4 Rosemarie Ackerman, DDR	(1)	23
5 Ruth Fuchs, DDR	(1)	11
6 Siegrun Seigl, DDR		9
7 Faina Melnik, USSR		7
8 Ludmilla Bragina, USSR		5
9 Ivanka Christova, Bulgaria		1



TATYANA KAZANKINA (USSR)

East Europe

### ASIA

Esther Rot is now a name synonymous with Asian athletic balloting. Rot has won the voting in Asia four straight years since 1973 and only two women have ever won in this division since the balloting's inception; the other being Chi Cheng of Taiwan each year prior to 1973. Rot's total this year is the largest margin of victory ever, missing by just one first place vote being a unanimous ballot. Mikiko Sone was a distant second with 44 points.

1 Esther Rot, Israel	(32)	163
2 Mikiko Sone, Japan		44
3 Sumie Awara, Japan		25
4 Chee Swee Lee, Singapore		17
5 Ok Ja Paik, Korea		12
6 Lee Chiu-shia, Taiwan		9
7 Li Hsia, PROC	(1)	7
8 Myokei Kieke		3



ESTHER ROT (ISRAEL)

Asia

### Voters for the 'Athlete of the Year' 1976

Lyle Sanderson (Canada), Ted Radcliffe (Canada), Steve Wennerstrom (USA), Winfried Kramer (West Germany), Gary Hill (USA), Luigi Mengoni (Italy), Orn Eidsson (Iceland), Max Heilrath (West Germany), Pete Pozzoli (England), Vince Reel (USA), Calvin Brown (USA), J. Koumans (Holland), Peg McMahon (Australia), Fritz Steinmetz (West Germany), Leo Lang (Yugoslavia), Anatoliy Kashcheyev (USSR), Sy Yinchow (Phillipines), Yves Pinaud (France), Salvatore Massara (Italy),

Ernst Elert (DDR), Palle Lassen (Denmark), Nicolae Marasescu (Rumania), Abraham Green (Israel), Alfonso Posada (Spain), Jan Popper (Czechoslovakia), Zoltan Subert (Hungary), Turhan Goker (Turkey), Atsushi Hoshino (Japan), Torsten Lindquist (Finland), Ilya Lockshin (USSR), Gabriel Szabo (Hungary), Nic Lemmens (Belgium), Otto Baumgarten (West Germany), Istvan Hidvegi (Nicaragua)

# TATYANA KAZANKINA by Ivan Berenyi

She is slight, modest and unassuming to the point of looking positively frightened of hordes of newsmen and shy of the glare of publicity, ready to take flight like some little bird suddenly caught by the spotlight. At least, this was the impression gained by all in the interview room of the Montreal Olympics, after the final of the women's 800m event.

But then she signed her name with unexpected bravado on the tablecloth with a felt pen, and regained her composure through the act, suddenly beginning to appear like the greatest woman middle-distance runner of the day that she is — TATYANA KAZANKINA.

Her winning the heavily-contested Olympic title at 800m was an utter surprise not only to the world, but also to herself. In fact, she had been strongly opposed to participating in this event and had grimly battled against the decision to select her for it with the powers-that-be in USSR athletics. She lost the battle and won the gold medal!

"I had no intention of second-stringing at 800m at all but wanted to concentrate on my main event, the 1500," she recalled after the end of the Games.

"Perhaps my attitude would have been different had the 1500 preceded the 800. But this way I was risking my fair chance of a gold medal for a highly dubious chance to get a medal of less noble metal. And all because I ran 1:56.6 in the run-up to the Olympics. My previous best was a modest 2:01.3 which I achieved in 1975. In the 800, Gerasimova seemed the firm favorite. And anyway, all this apart, I love the 1500 and don't feel comfortable at all over the 800 distance."

True enough, the 27-year-old Valentina Gerasimova had been heading the Soviet 800m list for some time. She had bettered the national record with 1:58.6 in Moscow, improved to 1:58.4 in Munich, and then, as her third contribution this year, broke Svetla Zlateva's 1973 world record in mid-June, at the USSR national championships in Kiev, with an awesome-looking 1:56.0. Behind her, even Svetlana Strykina ran 1:56.7, and Providochina 1:59.7. And apart from her compatriots, there were the formidable East German and Bulgarian trios, headed by Anita Weiss (1:57.7) and Nikolina Shtereva (1:58.8) respectively, plus a host of dangerous outsiders like Mariana Suman of Rumania, Madeline Jackson of the USA and Charlene Rendina of Australia. A field teeming with sub-2:00 talent.

But Tatyana, who improved Ludmilla Bragina's 1972 world record of 4:01.4 for the 1500m just before the trip to Montreal (she ran 3:56.0 in Podolsk on June 28th and thus became the outstanding favorite for the event) had little room to argue her case. It was decided for her, on the basis of a single 1976 run, and that was that.

So she breezed into the semis with a 2:00.2, just nipping Bulgaria's reigning European champion, Lilyana Tomova, at the post for first place, and qualified as second in her semi with 1:57.5, behind the runaway Anita Weiss (1:56.5) of the DDR. A whole spate of stars fell by the wayside in the semis, including Gerasimova, Tomova and the 1968 Olympic champion Madeline Jackson.

In the final itself, few would have put money on Kazankina winning even at the 600m stage. It was a gigantic battle between two East Germans, Elfi Zinn and Weiss, the European indoor champion Shtereva and initially Strykina, with Kazankina coming over the last 80m, seemingly out of nowhere, to surprise them with a stunning world record of 1:54.9.

## "I CAUGHT THEM UNAWARES"

"I gave myself little chance to win prior to the race," she said afterwards.

"I knew I was in peak form, but had no idea whether I could get into the medals at all. I had no tactical plan of any note; I just tried to stick to the leaders as much as I could. I was astonished with myself about how well I was standing up to the pace, and then in the run-in I began to glimpse the sight of gold."

"My finish was a bit lucky. Shtereva, Zinn and Weiss were all battling for the inside lane, busy with each other, while I had three lanes to myself on the outside. I was coming full steam, and just caught them 10 meters from the tape. They wore one another down, and were all wilting when I caught them unawares."

Having gained in self-confidence and stature, the tiny (1.62/5-3¼) Russian girl took things easier at her favored distance, the 1500. Totally unconcerned with arch rival Bragina's 4:07.1 win in the preceding heat, she turned in a workmanlike performance to make the semis by coming second to Ulrike Klapezynski (DDR) in 4:12.1.

The first semi, won by Klapezynski again, brought no less than five sub-4:03 runs, but the by now utterly cool Tatyana strolled home to win her race in 4:07.4, as six others (including Britain's Mary Stewart) were within the 4:08 mark.

Even with a field wary of Kazankina's devastating finish, the 1500 final was to be a slow tactical race — run at a pace designed, presumably, to put her to sleep. By the final back straight, the East German pair of Hoffmeister and Klapezynski had already dealt with the challenges of Bragina and Shtereva but, unmistakably, the ubiquitous Tatyana was suddenly there, passing them like an express train, to win by three meters in a mere 4:05.5. She had covered the final 400 in 56.9!

It was the East Germans who were most piqued by Tatyana's new-found spurt in the finish, because Dr. Hermann Buhl specifically planned a slowish race for the final, counting on Klapezynski's presumed greater finishing speed. The calculation was based on the Cottbus girl's recent personal best of 3:59.9, which she ran on July 14th in Potsdam. In fact Klapezynski — who also improved the DDR 800 record to 1:57.1 prior to the Games — was left out of the 800 for this reason. Her final 300 in Potsdam was covered in 44.9 — or 1.6 sec faster than the equivalent in Kazankina's 3:56.0 world record. The Soviet and East German girls' respective times were 59.5 v 62.0 (440); 2:05.5 v 2:08.5 (880); 3:09.5 v 3:15.0 (1200); 3:56.0 v 3:59.9.

Asked about her surprising strength of finish, Kazankina was adamant after the 800 win that she was not usually fast at all at the end. But by the time she won the 1500, she managed to modify her view. "My strong finish is the result of special training methods," she said. "There is nothing surprising about it. It was all planned."

Well, the appetite grows while eating.

And Tatyana had been modifying her views the same way — developing a new, more authoritative personality in the wake of capturing her second gold — on a whole spate of issues. This is perhaps less than surprising. Who wouldn't?

Will she continue her active career? "Well, I would like to," she said at first, "but I will have to consult my husband on the subject before deciding." But then she changed her tune. "I hope to be there at the Moscow Games as a participant," she affirmed, "and will do my best to stay on top."

Will the world records for the 800 and 1500 be broken soon? Version 1: "Hard to say. But they might be between now and 1980." Version 2: "I am sure that both records will go in the course of the next season; I believe that the potentially high limits are still a long way off. I expect 1:52 for 800, and 3:53 for the 1500. But it may not, of course, be me who will break the current records."

Asked, however, if she is likely to try her luck at 3000, she has maintained an unbending view.

"The 3000 — that's mighty long for me, and I have no taste for it at all," she said. "Not for the time being at any rate." (Well, that must be one piece of good news for Ludmilla Bragina who, squeezed out of the middle distances, bettered the 3000 world record after the Games in the USA with a fabulous 8:27.1.)

Tatyana Kazankina is 26. She was born on December 17th, 1951, and has been living in Leningrad since 1965 — the year her active sporting career began. She is a graduate of Leningrad's Institute of Economics, where she is now doing post-grad work.

Her husband is a student, too, and both are culture vultures, indulging in the theatre, music and books. The marriage is a highly successful one, and Tatyana enjoys keeping house, her considerable other duties notwithstanding. "I love to shop, to cook," she says shyly, "and always find the time to look after things on this front too."

## TRACK TWINS RATED

Statistician, Andrew Huxtable, has recently rated the top twin sisters in track and field events by ranking them according to their best marks on the Portuguese Tables. Huxtable invites readers to send additions and additional information on zygoty, i.e. MZ=monozygotic, DZ=dizygotic and any other related material concerning twins, triplets, etc., to: Andrew Huxtable, 78 Toynbee Road, London, England, SW20.

- 1905 points = Ann & Paula Yeoman (Ann 9:07.0 - 3000m, Paula 4:19.0 - 1500m)  
 1898 points = Rita & Iris Lincoln (Rita 4:12.7 - 1500m, Iris 2:05.8 - 800m)  
 1858 points = Evelyn & Christine McMeekin (Evelyn 54.6 400m, Chris 2:03.5 - 800m)  
 1801 points = Edda & Elke Klatte (Edda 2:06.8 - 800m, Elke 2:08.5 - 800m)  
 1786 points = Wendy & Barbara Clarke (Wendy 23.5 - 200m, Barbara 19-4 - LJ)  
 1781 points = Ragnhild & Gunhild Skoog (Ragnhild 2:08.2 - 800m, Gunhild 2:08.8 - 800m)  
 1763 points = Brigitte & Sigrid Koczelnik (Brigitte 53.9 - 400m, Sigrid 57.1 - 400m)  
 1749 points = Rita & Monique Vanherck (Rita 5-7 - HJ, Monique 19-8¾ - LJ)  
 1747 points = Kirsti & Kaisa Launela (Kirsti 185-½ - JT, Kaisa 182-5 - JT)


She is unsure at the moment whether to work as an economist or become a coach when her active track career is over.

There is, of course, much time taken up by training. "I train twice a day as a rule," she says. "I run between 20 and 30km (12-18 miles) daily. The degree of the loading depends on the stage of preparation I am at, naturally. This year, I had the heaviest schedule in March. Then, I was frequently dead tired."

In her second press conference in Montreal, following the 1500m win, gone was the uncertainty of her first. She answered questions calmly and with firm authority. But her face remained stern, showing unmistakably that some of the inner tension remained. She did not even attempt to smile... until someone with eye for the obvious asked her if the two golds made her happy. Then she suddenly broke into a broad smile.

"Of course, they make me very happy. This is why I had been working so hard for four long years. It's not even correct that I am happy. I feel exuberant." Her bony little face almost beautiful with reflected joy.

Kazankina article reprinted from Athletics Weekly, 1976 by Ivan Berenyi



**A Publication Devoted to  
California Track**

# CALIFORNIA TRACK NEWS

*Now in its fourth big year, California Track News has increased production from six issues to ten issues per year! This change will enable us to provide you with more news more promptly, especially important during the peak season.*

*Past issues of California Track News included statewide schedules, rankings, profiles, features, all time lists, pictures of California track action and major meet results.*

*Keep up with all of the action in the hottest track state in the United States by ordering your subscription now.*

- \*\* OPEN
- \*\* COLLEGE
- \*\* WOMEN
- \*\* JUNIOR COLLEGE
- \*\* HIGH SCHOOL
- \*\* MASTERS
- \*\* GIRLS
- \*\* PICTURES
- \*\* RESULTS
- \*\* PROFILES
- \*\* RANKINGS
- \*\* SCHEDULES

NEW

RENEWAL

\$7.00 - 1 year/10 issues

\$12.00 - 2 years/20 issues

\$16.00 - 3 years/30 issues

**WHY MISS ANOTHER EXCITING ISSUE...?**

*Please begin my subscription to California Track News immediately. I have enclosed a check or money order for the amount indicated above.*

Name \_\_\_\_\_

Address \_\_\_\_\_

Send to: CALIFORNIA TRACK NEWS  
1717 South Chestnut Ave.  
Fresno, CA 93702

City \_\_\_\_\_ State \_\_\_\_\_ Zip Code \_\_\_\_\_



Susan Vigil - 800



'The Javelin Elite' - Kate Schmidt, Sherry Calvert & Karin Smith




Mitzi McMillin - Pentathlon



Louise Ritter - High Jump




Girven & Joni Huntley - High Jump




Rhonda Brady - 100m Hurdles

# PHOTO PAGE

All photos taken by Jeff Johnson at the 1976 US Olympic Trials




Paula Girven - High Jump



Pam Jiles - 100, 200



Lorna Griffin - Discus Throw



Kathy Hall - 800

# Experience the team spirit at Howard Johnson's

Get the facts on our new Sports Service Program! Telephone the Sports Desk toll-free 800-323-2358 for the best in:

- comfortable, spacious rooms • extra-long beds • quality-controlled training table menus • special team rates.

Our Sports Service Program is designed to help coaches, business managers and athletic administrators save time and money on food and lodging requirements.

Simple—just one contact for full schedule arrangements.

There are now 530 Howard Johnson's Motor Lodges coast-to-coast, and many are conveniently located near campuses, stadiums and airports.

For information or reservations call our


**TOLL-FREE  
(800) 323-2358**

(In Illinois, call collect, 312-297-0817)

Or mail coupon today:



Department of Sports Activities  
Howard Johnson's Motor Lodges  
2400 E. Devon Avenue  
Room 156  
Des Plaines, Ill. 60018



I'm interested in Howard Johnson's athletic rates and special training menus.  
Please send information to:

Name \_\_\_\_\_  
Title \_\_\_\_\_  
Organization \_\_\_\_\_  
Street \_\_\_\_\_ City \_\_\_\_\_  
State \_\_\_\_\_ Zip \_\_\_\_\_ Tel \_\_\_\_\_

## AIAW COLLEGIATE NATIONAL CROSS COUNTRY CHAMPIONSHIPS

Georgetown, Texas, November 19: There were two races at the AIAW national cross country championships at Austin, Texas, on November 19th. One race was Kathy Mills, the astounding sophomore from Penn State, running against the clock; the other was the remaining 217 entrants in the third annual championships running for the team or individual glories. The deceptively tough 5000 meter course seemed no match for Mills, but it was a true test of cross country running ability, and, outside of a bit more heat and humidity than would be desirable to go along with a pesky wind which plagued runners in the last mile of the course, the meet was nothing short of phenomenal.

Mills took command of the race from the gun, opening a substantial lead from the 50 meter mark on. She moved into the lead so quickly that if a spectator had looked away at the start she would have appeared to have gotten away with a commanding false start. Negotiating a first quarter mile, all of which was uphill, in 70 seconds, Mills poured it on through the half at 2:20 and the mile mark in 5:13, leaving her pursuers in the dust with a 10:43 two mile split and 16:15 at the three mile post. It was undoubtedly the most satisfying win in a career which started on a national level with the AAU Junior Women's title in 1975.

In typical fashion, post-race comments were almost apologetic: "I really don't feel like I'm in shape; I haven't run any good hard ten milers lately, and after being sick a couple of weeks ago, I just don't feel sharp." Her closest rivals for the title, Brenda Webb of Tennessee and Julie Shea of North Carolina State probably wish that was the case as they finished 34 seconds back.

Meet Director Jack Daniels of Texas had predicted a winning time in the 17:20 range, but after witnessing the awesome spectacle he covered his bets: "The humans finished at 17:24, you notice," he reflected.

When asked about the AAU Championships a week ahead, the 1977 Collegiate Champion merely said she hoped to "be able to make the team (to the International Championships in Glasgow, Scotland, in March)".

It appears that the showdown between Mills and Jan Merrill will be a tough one, as the third member of America's distance elite, Julie Brown will be out of the race. She ran the race on a stress fracture and was unable to finish, perhaps damaging the leg further.

Mill's performance tended to overshadow the tremendous quality which was in evidence at the meet. Women's cross country in the U.S. has apparently come of age, as the first 41 finishers smashed the course record and put on a whale of a competitive show.

In the team battle, two-time national champion Iowa State showed that it's capable of winning without the "horses" up front and parlayed exceptional team balance into a third straight title. With Debbie Vetter finishing 'only' tenth, and Katy Schilly, running with a severe case of strep throat, ending up as ISU's sixth runner in 45th place, the defending champions could have been in serious trouble, but Diane Vetter, Bridget Seip, Barb Brown and Connie Reints ran as if they were somehow tied together and finished 27th through 30th respectively. ISU's top 5 were only 29 seconds apart, and that kind of packing is nearly impossible to beat. Though the close team score really

doesn't reflect it, the race was an Iowa State runaway, as they placed six runners in front of Penn State's (second place team) fourth runner, and missed putting all seven in by only three positions.

For those cross country die-hards who would like to see the national title somewhere beside permanently enshrined in Ames, Iowa, just keep hoping. Coach Chris Murray has his team, in its entirety, back for another season in '78.

A rapidly developing Colorado team, led by a strong-running Mary Decker in seventh position, took third place with Wisconsin/Madison fourth and UCLA, finishing without their number one runner all season Linda Broderick, held down the fifth spot.

From an individual standpoint, the southeast (Region 2) flexed some muscle, with Webb in second; Shea in third; Ellison Goodall of Duke in fourth; Susan Shaeffer of Eastern Kentucky in fifth; Joan Benoit of North Carolina State in ninth. With five harriers from that region represented in the 15 member All-American team, Region 2 could well be on its way to becoming the strongest in the U.S.

by ALAN BONNEY



Collegiate champion Kathy Mills (Penn State) is shown being congratulated by Tennessee's Lynn Lashley. (Cynthia Harmon photo)



**The Official Results:** 1-Kathy Mills (Penn St) 16:50.2; 2-Brenda Webb (Tennessee) 17:24.0; 3-Julie Shea (No Carolina St) 17:27.0; 4-Ellison Goodall (Duke) 17:30.0; 5-Susan Shaeffer (Eastern Ken U) 17:37.9; 6-Karen Bridges (Oklahoma St) 17:45.7; 7-Mary Decker (Colorado) 17:49.5; 8-Dana Slater (Colorado) 17:53.4; 9-Joan Benoit (No Carolina St) 17:57.2; 10-Debbie Vetter (Iowa St) 18:01.0; 11-Lori Thrupp (Stanford) 18:02.6; 12-Cathie Twomey (Minnesota) 18:04.3; 13-Cindy Worchester (Kansas) 18:06.0; 14-Anne Sullivan (Harvard) 18:07.7; 15-Kris Bankes (Penn St) 18:09.4 (Top 15 finishers selected Collegiate All-American); 16-Liz Berry (Penn St) 18:11.0; 17-Doreen Ennis (Montclair St) 18:12.5; 18-Renee Urish (Kansas St) 18:13.9; 19-Lynn Morin (Wisconsin) 18:15.3; 20-Lynn Lashley (Tennessee) 18:16.7; 21-Mary Beth Spencer (Wisconsin) 18:18.2; 22-Sue Kinsey (CSUNorthridge) 18:19.6; 23-Karen Kelly (Dist of Columbia U) 18:21.0; 24-Kim Dunlap (Maryland) 18:22.4; 25-Julia Campbell (Texas) 18:23.9; 26-Kathy Moore (Florida St) 18:25.0; 27-Diane Vetter (Iowa St) 18:26.2; 28-Bridget Seip (Iowa St) 18:27.4; 29-Barb Brown (Iowa St) 18:28.6; 30-Connie Reints (Iowa St) 18:29.7; 31-Heather Tolford (Oregon) 18:30.9; 32-Kathy Chisam (UCLA) 18:32.1; 33-Suzie Houston (Wisconsin) 18:33.3; 34-Melody Miller (Western Ill U) 18:34.4; 35-Kate Keyes (UCLA) 18:35.6; 36-Debbie Pearson (UTEP) 18:36.8; 37-Debbie Eide (Ore Coll Ed) 18:38.0; 38-Mary Rice (Wis/Milw) 18:39.0; 39-Michelle Brown (Kansas) 18:40.1; 40-Rainey Roetman (U Washington) 18:41.2; 41-Barb Tieperman (Tennessee) 18:42.3; 42-Martha Sartain (Texas A & M) 18:43.4; 43-Bev Roland (West Ill U) 18:44.5; 44-Linda Heinmiller (UCLA) 18:45.6; 45-Katy Schilly (Iowa St) 18:46.7; 46-Kathy Weston (UCLA) 18:47.8; 47-Debbie Richie (Oregon) 18:49.0; 48-Joan Westphal (Indiana St) 18:49.7; 49-Kathy Wilson (Colorado) 18:50.5; 50-Lil Warner (Michigan St) 18:51.2. (218 finishers)

**TEAM SCORES:** 1-Iowa State (6-20-21-22-23) 92; 2-Penn State (1-10-11-39-55) 116; 3-Colorado (4-5-37-43-75) 164; 4-Wisconsin/Madison (13-15-26-48-70) 172; 5-UCLA (25-28-33-35-68) 189; 6-Eastern Kentucky (3-41-44-52-73) 213; 7-Oregon (24-36-49-50-59) 218; 8-Tennessee (2-14-30-79-93) 218; 9-Kansas State (9-12-53-60-105) 239; 10-Western Illinois (27-32-62-69-82) 272; 11-Maryland 290; 12-Washington 302; 13-CSU Northridge 302; 14-Minnesota 346; 15-Florida State 361; 16-Texas 366; 17-Michigan State 373; 18-Stanford 421; 19-Colorado State 427; 20-Texas A & M 448; 21-Texas Woman's 520; 22-Oregon State 541; 23-Auburn 699.

Number of teams: 78; Number of complete teams: 23

**KOLLEGIATE KALEIDOSCOPE:** A bid to host the '78 nationals in Denver by the U. of Colorado was rejected by the coaches. The reason: altitude is an unfair advantage for the locals and could be a serious health factor. Sounds a lot like the old "marathon-is-too-strenuous-for-women-to-run" story. . . . . Only six of the top ten teams in '76 managed to repeat a top ten finish this year, with Oregon again holding down the 7th spot. . . . . Of the 12 individuals who returned to defend top 15 status in this meet, only half managed to do so. . . . . Most apt name of the meet: Rochelle Racette of Minnesota. . . . . Based on the average of finish in the AIAW and NCAA Cross Country meets

which were held two days apart, Oregon has the strongest men/women combined program, followed by Wisconsin, Colorado, Penn State, and U. Washington. . . . . Management of the meet in Texas by Jack Daniels will be a tough act to follow. . . . . Congratulations are in order for doing an outstanding job of making '77 the best X-C Championship yet.



**The 1977 National Collegiate Cross Country Champions  
Iowa State University**

Front Row L to R: Marcia Vagts, Barb Brown, Diane Vetter, Katy Schilly, Debbie Vetter, Carrie Pusch and Connie Reints. Back Row L to R: Cindy Smith (manager), Sue Deppe, Mary Seybold, Bridget Seip, Kris Scov, Betsy Bowers and Chris Murray (coach).

(Iowa St. Women's Sports Photo)

#### **International Women's Marathon from Fernando Rodil**

Guayanilla, Puerto Rico, November 7: Sarolta Monspart, 33, a teacher of mathematics in Budapest, Hungary, won the fifth version of this prestigious 10 kilometer race. Seventy-three women competed representing 15 nations in the gruelling race held in humid, 85° weather. The results:

1-Sarolta Monspart (Hungary) 35:44.2; 2-Micki Gorman (USA) 35:59.9; 3-Manuela Angenvoorth (WGer); 4-Moone Williams (Aus); 5-Charlotte Lettis (USA); 6-Cornelia Vanti (Swiz); 7-Sally Steele (Can); 8-Chalona Thiller (Can); 9-Rosa Genoveva (Mex); 10-Vera Korik (Hun). **National Team Scoring:** 1-USA 7, 2-Hungary 11, 3-Canada 15, Puerto Rico 28.

#### **WCIC Championships**

McMinnville, Oregon, October 29: Rebekah Stout of Linfield College literally ran away from her competition leading her team to the WCIC championships. Stout ran the major portion of the race in the rain, and covered the 3-mile course with a mark of 18:07.1. Linfield's first five finishers recorded places of 1,2,5,7,10 in a conference where the top three runners score for team points. The results:

1-Rebekah Stout (Linfield); 2-Debbie Brisse (Linfield); 3-Christie Colburn (Willamette); 4-Vicky Greany (Willamette); 5-Barb Ruth (Linfield). **Team Scoring:** 1-Linfield College 8, 2-Willamette 22, 3-Lewis & Clark 29, 4-Pacific 36, 5-George Fox 41.

# 1976 USA LIST

## 100 meters (Hand-timed)

11.2h	(1)	Evelyn Ashford (UCLA)	Eugene	6-20
11.3	(1)	Brenda Morehead (TennStUTC)	Knoxville	5- 8
11.3	(1)	Alice Annum (FlaTC)+	Atlanta	4-17
11.3	(1)	Rose Allwood (DCStriders)+	Wash DC	5-22
11.3	(1)	Carrie Sherman (AlcornSt)	Mississippi	
11.3	(2)	Chandra Cheeseborough (TSUTC)	Atlanta	5-22
11.4	(1)	Linda Blakely (TSUTC)	Gulf	5- 9
11.4	(2)	Mildrette Netter (AlcornSt)	Gulf	5- 9
11.5	(1)	Kathy Crawford (USA CentJerTC)	Tallinn	7- 2
11.5	(1)	Veronica Harris (ChiZephyrs)	Versailles	5-22
11.5	(1)	Lorna Forde (AtomsTC)+	Modesto	5-22
11.5	(1)	Brenda Winston (RRR)	Los Angeles	5-23
11.5	(1)	Mattline Render (NYPAL0	Queens	5-29
11.5	(4)	Lisa Hopkins (MurchisonTC)	Knoxville	5- 8
11.5h	(3)	Brenda Finch (Jackson St)	Eugene	6-20
11.6	(1)	Carmen Thomas (CYC,Fla)	Miami	5-29
11.6	(2)	Carol Cummings (AtomsTC)+	Queens	5-29
11.6	(2)	Valerie Milan (West SubTC)	Versailles	5-22
11.6	(2)	Gail Douglas (LBComets)	Los Angeles	5-23
11.6	(4)	Cheryl Johnson (SpoFallsCC)	Salem	4-17
11.6	(5)	Emilia Edet (OreCollEd)+	Salem	4-17
11.6h	(1)	Sandra Upshaw (COrange)	Wash DC	3-28
11.6h	(1)	Pat Henderson (MurchisonTC)	Nashville	4- 3
11.6	(q)	Pat Collins El (AtomsTC)	Eugene	4-20
11.7	(1)	Rosalyn Bryant (LAMercurettes)	Irvine	1-25
11.7	(1)	Gwen Norman (TWU)	Denton	4-10
11.7	(1)	Yolanda Rich (LAMercurettes)	Walnut	4-24
11.7	(3)	Gwen Smith (Unatt)	Versailles	5-22
11.7	(3)	Marie Nickson (LAMercurettes)	Modesto	5-22
11.7	(3)	Penny Slaughter (LITC)	Los Angeles	5-23
11.7t	(3)	Sheila Calmese (UKansas)	Wichita	5-29
11.7	(4)	Elizabeth Hatz	Versailles	5-22
11.7	(6)	Kathy Guiney (UOregon)	Salem	4-17
11.7	( )	Lisa Glenn (MCTC)	Knoxville	4-10
11.7h	(3)	Linda Cordy (AtomsTC)	Los Angeles	5-23
11.8	(1)	Renaye Bowen (LITC)	San Diego	5-15
11.8	(1)	Rhonda Brady (MHYF)	Kirkwood	5-16
11.8	(1)	Margaret Ranson (Xavier)	Baton Rouge	
11.8	(2)	Kim Robinson (LAMercurettes)	Phoenix	3-21
11.8	(2)	Debbie Byfield-White (BEBTC)+	Walnut	4-24
11.8	(2)	Dolly Fleetwood (CovinaHS,Ca)	Claremont	5- 8
11.8	(3)	Gwen Loud (Ca,HS)	Claremont	5- 8
11.8	(4)	W. Williams (TSUTC)	Gulf	5- 9
11.8s	(5)	Una Morris (LATC)	Los Angeles	5-23
11.8h	(6)	Felicia Dupuch (ColoFlyers)	Eugene	6-20
11.9	(1)	Lisa Thompson (VOSCW)	Phoenix	3- 6
11.9	(3)	Val Boyer (AlbuTC)	Phoenix	3-21
11.9	(3)	Pamela Lane (NYPAL)	Queens	5-29
11.9h	(1)	Debra Wainwright (MtJuliet)	Nashville	4- 3
11.9h	(1)	Teresa Baugh (TSUTC)	Nashville	4- 3

## 100 meters (Wind-aided)

11.0	(1)	Lisa Hopkins (MurchisonTC)	Baton Rouge	4-17
11.06s	(1)	Brenda Morehead (TennSt)	Eugene	6-21
11.2	(1)	Rosalyn Bryant (LAMur)	San Jose	5- 1
11.2	(2)	Lorna Forde (AtomsTC)	San Jose	5- 1
11.3	( )	Brenda Finch (JacksonSt)	Baton Rouge	4-17
11.49	( )	Kathy Crawford (CentJerTC)	Los Angeles	6-14
11.5h	(1)	Sandra Howard (CSUNorth)	Redlands	4- 3
11.5	( )	Carol Cummings (PV)+	Baton Rouge	4-17
11.6h	(4)	Elaine Parker (Millions)	San Jose	5- 1
11.6h	( )	Diane Kummer (UCLA)	Redlands	4- 3
11.6	( )	Linda Cordy (AtomsTC)		
11.62h	(1)	Lorraine Spearman (IndyChev)	Los Angeles	6-14
11.7h	( )	Rosetta Birt (USC)	Redlands	4- 3
11.7h	( )	Karen Elmore (Millions)	San Jose	5- 1
11.8h	(2)	Celia Bolton (Millions)	San Jose	5- 1
11.81h	(2)	Freida Cobb (BEBTC)	Los Angeles	6-14
11.84h	(3)	Joane Hudson (GTC)	Los Angeles	6-14

## 100 meters (Electrically-timed)

11.08	(1)	Brenda Morehead (TennStTC)	Eugene	6-21
11.13	(2)	Chandra Cheeseborough (TennSt)	Eugene	6-21
11.21s	(2)	Evelyn Ashford (USA / UCLA)	Montreal	7-25
11.31	(4)	Pam Jiles (NOSuperdames)	Eugene	6-21
11.38	(1)	Renaye Bowen (Unatt)	San Diego	5-31
11.41h	(1)	Brenda Finch (JacksonSt)	Austin	4- 3
11.43	(2)	Rosalyn Bryant (LAMercurettes)	Knoxville	5- 8
11.50	(1)	Janet Brown (TWU)	Denton	4-10
11.54	(2)	Lisa Hopkins (MurchisonTC)	Guadalupe	5-
11.57	(1)	Lori Green (TopekaTC)	Wichita	5-29
11.60	(1)	Brenda Winston (RRR)	San Diego	5-31
11.59h	( )	Mary LeBlanc (TWU)	Lawrence	4-16
11.60h	(3)	Mattline Render (NYPAL)	Los Angeles	6-11
11.61	(2)	Mildrette Netter (AlcornSt)	Prairie View	3-26
11.62	(4)	Sandra Howard (CSUNorthridge)	Manhattan	4-14
11.64	(1)	Kathy Crawford (USA, NJ)	Ludenscheid	7- 7
11.65	(3)	Brenda Calhoun (Ham,Conn,HS)	Los Angeles	6-11
11.66	(5)	Pam Waters (PremierTC)	Los Angeles	6-11
11.68s	(2)	Gwen Loud (LAMercurettes)	Los Angeles	6-14
11.70s	(6)	Martha Watson (LITC)	Los Angeles	6-11
11.72h	(4)	Ashanti Obi (Grambling)+	Austin	4- 3
11.77	(2)	Elaine Parker (Millions)	San Diego	5-31
11.77h	( )	Stephanie Brown (MetroplexSrt)	Los Angeles	6-11
11.78	(7)	Pam Riggs (CentWashSt)	Manhattan	5-14
11.78s	(3)	Antionette Young (KlubKeystone)	Los Angeles	6-14
11.79	(2)	Toni Burkes (TWU)	Manhattan	4-16
11.79	(3)	Jan Smith (KansasSt)	Manhattan	4-16
11.84	(3)	Sheila Calmese (KansasU)	Wichita	5-29
11.84h	(5)	Linda Cordy(AtomsTC)	Los Angeles	6-11
11.85h	( )	Vanessa Hugley (PhilHawks)	Los Angeles	6-11
11.87h	( )	Gail Douglas (LBComets)	Los Angeles	6-11
11.88	(5)	Lorraine Spearman (IndyChev)	Los Angeles	6-15
11.90s	(8)	Linda Blakely (TSUTC)	Los Angeles	6-14

## 100 yards (Hand-timed)

10.5	(1)	Carol Cummings (PView)+	San Jacinto	2-28
10.5	(1)	Brenda Winston (RRR)	Walnut	5- 8
10.5t	(1)	Freda Hancock (ColoFlyers)	Denver	5-31
19.5t	(1)	Felicia DuPugh (ColoFlyers)	Denver	5-31
10.6	(1)	Mary LeBlanc (TWU)	Houston	5-
10.6	(1)	Lisa Glenn (MotorCityTC)	Ann Arbor	6-19
10.6	(2)	Janet Brown (TWU)	San Jacinto	2-28
10.6	(3)	Val Boyer (AlbuTC)	Denver	5-21
10.7	(1)	Evelyn Ashford (UCLA)		3-12
10.7	(1)	Tangye Wallace (FlaHS)	Miami	4- 2
10.7	(1)	Mildrette Netter (Alcorn)	Cleveland	4- 3
10.7	(1)	Sheila Ingram (CoolidgeHS)	Wash DC	4-17
10.7	(2)	Linda Blakely (TxSoU)	Houston	5-
10.7	(2)	Gwen Smith (CCTC)	Ann Arbor	6-19
10.7h	(1)	Renaye Bowen (Unatt)	Azusa	5- 9
10.8	(1)	Brenda Fuller (SpartanburgSC)	Memphis	8-21
10.8	(1)	Leeida Hunter (ComptonJC)		2-14
10.8	(1)	Freida Cobbs (BekeleyHS,Ca)		5-22
10.8	(2)	Lisa Thompson (CactusWrens)	Walnut	5- 9
10.8	(3)	Rochelle Davis (TWU)	Houston	5-
10.8h	(1)	Gilds Hudson (UWis)	E.Lansing	5- 1
10.8	( )	Athlen Bowles (MCTC)		
10.9	(1)	Janet Lake (KearneySt)	Kearney	4- 9
10.9	(1)	Sandra Upshaw (DCTeacher's)	Baltimore	5- 2
10.9	(1)	Cornelia Jackson (Miami)	Miami	7-24
10.9	(2)	Carmetta Drummond (JamaicaHS)	Wash DC	4-17
10.9	(2)	Sandra Howard (CSUNorthridge)		3-12
10.9	(2)	Lynn Maxwell (Paducah)	Memphis	8-23
10.9h	(1)	Martha Watson (LITC)	Azusa	5- 9

## 100 yards (Electrically-timed)

10.76h	(1)	Brenda Fuller (SpartanburgSC)	Memphis	8-21
10.83h	(1)	Lori Green (Topeka)	Memphis	8-21
10.86h	(2)	Ernestine Davis (Tampa)	Memphis	8-21
10.88	(1)	Easter Gabriel (HoustonAstrob)	Baton Rouge	5-15
10.89	(1)	Jan Smith (KansasSt)	Ames	5- 1

10.90	(1)	Kim Robinson (LAHS)	Memphis	8-21
10.95	(1)	Danita Young (SDCougars)	San Diego	5-31
10.98	(1)	Jenny Gorham (KCNS) 14y	Los Angeles	6-13

### 100 yards (Wind-aided)

10.5h	(1)	Evelyn Ashford (UCLA)	San Luis Obispo	3-26
10.8	(2)	Martha Watson (LITC)	Azusa	5- 9
10.8h	( )	Frances Lundy (CSULA)	San Luis Obispo	3-26
10.87	(1)	Michelle Glover (WTC) 12-13y	Los Angeles	6-13
10.9h	(1)	Rosetta Birt (LITC)	Azusa	5- 9
10.9	(2)	Diane Kummer (UCLA)	San Luis Obispo	3-26

### 200m and 220y (Hand-timed)

22.9q	( )	Brenda Morehead (TennStTC)	Eugene	6-22
22.9q	( )	Chandra Cheeseborough (TennSt)	Eugene	6-22
23.0h	( )	Rosalyn Bryant (LAMer)	Knoxville	5- 8
23.1q	( )	Pam Greene (ColoFlyers)	Eugene	6-22
23.4	(2)	Pam Jiles (NOSuperdames)	Knoxville	5- 8
23.5	(2)	Debra Armstrong (Grambling)	Atlanta	5-22
23.6	(4)	Rose Allwood (FlaTC)+	Atlanta	5-22
23.6h	( )	Debra Sapenter (PView)	Knoxville	5- 8
23.7y	(1)	Sandra Howard (CSUNorthridge)		4- 9
23.8	(1)	Brenda Winston (RRR)	San Diego	5-31
23.8	(1)	Una Morris (LATC)	Los Angeles	6- 6
23.8	(3)	Alice Annum (DCStriders)+	Knoxville	5- 8
23.8	(4)	Lorna Forde (AtomsTC)+	Knoxville	5- 8
23.8	(6)	Linda Cordy (AtomsTC)	Eugene	6-24
23.8q	( )	Freda Hancock (ColoFlyers)	Eugene	6-22
23.9	(1)	Sheila Ingram (PioneerAC)	Washington	3-28
23.9	(1)	Margaret Ransom (NOSuperdames)	Baton Rouge	5- 8
23.9p	( )	Jane Frederick (LATC)	Santa Barbara	5-29
24.0	(1)	Vanessa Hugley (Phil Hawks)	Wilmington	3-28
24.0	(1)	Carol Cummings (PView)+	San Jacinto	2-28
24.0	(2)	Carrie Sherman (AlcornSt)	Baton Rouge	5- 8
24.0	( )	Cheryl Gilliam (MCTC)	Scarborough	8- 7
24.0	(2)	Stephanie Brown (MetroStrider)	Gulf	5- 6
24.1	(1)	Jane Oas (UMinnesota)	E. Lansing	5- 1
24.1	(1)	Sandra Upshaw (COrange)	Washington	3-28
24.1	(3)	Margaret Weldon (Southern)	Baton Rouge	5- 8
24.1	(2)	Gwen Norman (TWU)	Wilmington	6- 6
24.2	(1)	Michelle McMillan (AtomsTC)	Baltimore	5- 2
24.2	(2)	Veronica Harris (ChiZephyrs)	Versailles	5-22
24.2	(3)	Linda Blakely (TxSoUTC)	Gulf	5- 6
24.2	(3)	Carolyn Brinkley (COrange)	WashDC	4-17
24.3y	( )	Debra Byfield-White (BEBTC)+		3-20
24.3	(1)	Shirley Williams (PView)	CollegeStn	5- 1
24.3h	(1)	Yolanda Rich (LAMer)	Phoenix	3-20
24.4y	( )	Mollie Brennan (MCTC)		
24.4	(2)	Brenda Turner (BrooklynCheetah)	Queens	5-29
24.4	(5)	Cheryl Toussaint (AtomsTC)	Los Angeles	5-23
24.5y	(2)	Jenny Gorham (KCNS) 14y	Memphis	8-23
24.5	(1)	Teresa Baugh (TennSt)	Nashville	3-27
24.5	(1)	Karen Hawkins (BluesTC)	Kirkwood	5-16
24.5	(1)	Norma Jones (NYPAL)	West Point	5- 1
24.5	(1)	Sheila Calmese (RoyalKnights)	Kirkwood	5-16
24.5	(2)	Gilda Hudson (Wisconsin)	E. Lansing	5- 1
24.5	(2)	Jarvis Scott (PremierTC)	Los Angeles	5-23
24.5	(2)	Joni Lewis (TopekaThunderbolts)	Kirkwood	6-26
24.5	(2)	Gayle Butler	(UCLA)	4-30
24.5	(3)	Elizabeth Hatz (Unatt)	Versailles	5-22
24.5	(4)	Kim Robinson (Unatt)	Phoenix	3-21
24.6y	(3)	Ernestine Davis (Tampa,Fla)	Memphis	8-23
24.6	(1)	Moneather Clark (NMTC)	Kirkwood	5-16
24.6	(1)	Val Boyer (AlbTC)	Tempe	4-11
24.6	(3)	Diane Kummer (UCLA)		4-30
24.6	(3)	Andrea Bruce (DCStriders)+	Wilmington	6- 6
24.6	(4)	Alpha Sherman (AlcornSt)	Baton Rouge	5- 8
24.6	(4)	S. Brown (CapitalCityComets)	Vewrsailles	5-22
24.7y	(1)	Josephine Marshall (MissValSt)	Baton Rouge	5-15
24.7y	(4)	Lori Green (Topeka,Kan)	Memphis	8-23



Evelyn Ashford

24.7y	(5)	Wanda Hooker (NMemphis)	Memphis	8-23
24.7p	( )	Marilyn Linsenmeyer (TexasTC)	Santa Bara	5-29
24.7	(1)	Debbie Adams (Seattle)	Los Angeles	6-14
24.7	(1)	Cynthia Mills (PremierTC)	Los Angeles	5-23
24.7	(2)	Felicia Dupuch (ColoFlyers)	Denver	5-31
24.7	(3)	Martiza Anderson (NYPAL)	Queens	5-29
24.7	(4)	Yvonne Smith (NYPAL)	Wucens	5-29
24.8y	(1)	Sheila LaBome (TexJrHS)	San Jacinto	4-10
24.8y	( )	Athlen Bowles (MCTC)		
24.8	(1)	Sharon Dabney (ClippersTC)	West Point	5- 2
24.8	(1)	Liz Young (DelStColl)	Dover	4- 7
24.8	(1)	Gwen Loud (LAMer)	Phoenix	3-21
24.8	(1)	Rose Giampalmo (SIsJets)	West Point	5- 2
24.8	(3)	Lawanda Lewis (Kirkwood)	Kirkwood	6-26
24.8	(4)	Rosetta Birt (LITC)	Lakewood	
24.8	(4)	Pat Collin El (AtomsTC)	Los Angeles	5-23
24.8	(1)	Linda Cornelius (UNLV)	Tempe	4-10
24.8p	( )	Gail Douglas (ComptonColl)	Santa Barb	5-29

### 200m - 220y (Wind-aided)

22.49	(1)	Brenda Morehead (TennStTC)	Eugene	6-24
22.64	(2)	Chandra Cheeseborough (Tenn)	Eugene	6-24
22.74	(3)	Debra Armstrong (Grambling)	Eugene	6-24
22.8	(1)	Rosalyn Bryant (LAMur)	San Jose	5- 1
23.16	(4)	Pam Jiles (NOSuperdames)	Eugene	6-24
23.2	(2)	Lorna Forde (AtomsTC)	San Jose	5- 1
23.2	(3)	Linda Cordy (AtomsTC)	San Jose	5- 1
23.3	(1)	Lisa Hopkins (MurchisonTC)	Eugene	6-24
23.33	(5)	Pam Greene (ColoFlyers)	Eugene	6-24
23.43h	(2)	Debra Sapenter (PView)	Prairie View	3-26
23.44	(6)	Frieda Hancock (ColoFlyers)	Eugene	6-24
23.54	(8)	Beverly Day (PView)	Eugene	6-24
23.69	(2)	Shirley Finch (JacksonSt)	Prairie View	3-26
23.7	(3)	Carol Cummings (PView)+	Prairie View	3-26
23.9	(1)	Evelyn Ashford (UCLA)	San Luis Obispo	3-26
24.5	(2)	Rosetta Birt (USC)	San Luis Obispo	3-26
24.5	(1)	Celia Bolton (MillLions)	San Jose	5- 1
24.86y	(1)	Michelle Glover (WTC) 12-13	Los Angeles	6-13

### 200m - 220y (Electrically-timed)

22.94	(1)	Brenda Morehead (TennStTC)	Los Angeles	6-12
22.96	( )	Debra Armstrong (Grambling)		
23.05h	( )	Rosalyn Bryant (LAMer)	Knoxville	5- 8
23.18s	( )	Chandra Cheeseborough (TSUTC)	Eugene	6-24
23.22	(1)	Gwen Smith (TxSouthern)	Ludenscheid	7- 8
23.41	(2)	Freida Cobbs (BEBTC)	Ludenscheid	7- 8
23.45	(4)	Pam Jiles (NOSuperdames)	Los Angeles	6-12
23.52	(2)	Debra Sapenter (PView)	Innsbruck	8-21
23.70	( )	Linda Cordy (AtomsTC)		
23.75	(2)	Pam Green (ColStU)	Manhattan	5-14
23.87s	( )	Beverly Day (PView)	Eugene	6-24
23.89	( )	Carol Cummings (PView)+	Manhattan	5-14
23.94	( )	Sandra Howard (CSUNorthridge)		
23.95h	( )	Freda Hancock (ColoFlyers)	Eugene	6-22
23.91	(1)	Mary LeBlanc (TWU)	Denton	4-10
24.01	(7)	Stephanie Brown (MetroStrider)	Los Angeles	6-12
24.05h	(1)	Pam Waters (PremierTC)	Los Angeles	6-14
24.05s	( )	Antoinette Young (KKeystone)	Los Angeles	6-14
24.09h	(8)	Bernardine Givens (NOSuperdames)	Eugene	6-22
24.10h	(4)	Shirley Finch (JacksonSt)	Prairie View	3-26
24.12	(2)	Elaine Parker (MillLions)	San Diego	5-31
24.15	(2)	Toni Burkes (TWU)	Denton	4-10
24.15	(4)	Michelle McMillan (BrookColl)	Manhattan	5-14
24.25	(3)	Marsha Talley (Baylor)	Denton	4-10
24.27h	(4)	Val Boyer (AlbTC)	Eugene	6-22
24.28s	( )	Jane Oas (UMinnesota)	Eugene	6-24
24.30s	( )	Linda Blakely (TxSoUTC)	Los Angeles	6-14
24.30h	( )	Pat Collins El (AtomsTC)	Los Angeles	6-10
24.31h	( )	Brenda Finch (JacksonSt)	Los Angeles	6-10
24.37h	( )	Brenda Calhoun (GatewayTC)	Los Angeles	6-14
24.42h	( )	Brenda Gullede (ChiZephyrs)	Los Angeles	6-14
14.44h	( )	Lisa Hopkins (MurchisonTC)	Eugene	6-22
24.51	(3)	Denise Pemberton (MillLions)	San Diego	5-31
24.61	(3)	Sandy Muse (LAMer)	San Diego	5-31
24.63h	( )	Vanessa Hugley (PhilHawks)	Los Angeles	6-10
24.68	(4)	Jarvis Scott (PremierTC)	San Diego	5-31
24.71	(1)	Christel Brown (Graceland)	Minneapolis	5- 8
24.73	(5)	Cynthia Mills (PremierTC)	San Diego	5-31
24.73h	( )	Pamela Layne (NYPAL)	Los Angeles	6-14
24.74h	( )	Debbie Adams (Seattle)	Los Angeles	6-14
24.78h	( )	Valerie Milan (WSubTC)	Los Angeles	6-14
24.79	(2)	Wanda Hooker (NMemphis)	Baton Rouge	5-29
24.84h	( )	Rosetta Birt (LITC)	Los Angeles	6-10
24.84h	(3)	Cheryl Gilliam (MCTC)	Los Angeles	6-14

### 400 Meters - 440 Yards (Electrically-timed)

50.62s	(1)	Rosalyn Bryant (USA/LAMur)	Montreal	7-28
50.90s	(3)	Sheila Ingram (USA/PioAC)	Montreal	7-28
51.23h	(1)	Debra Sapenter (USA/PView)	Montreal	7-26
52.16	(1)	Shirley Williams (PView)	Wichita	
52.30	(1)	Lorna Forde (AtomsTC)+	Los Angeles	6-12
52.64	(2)	Pam Jiles (NOSuperdames)	San Diego	5-15
52.72s	(1)	Debra Armstrong (Grambling)	Los Angeles	6-11
52.76	(2)	Sharon Dabney (ClippersTC)	Philadelphia	8- 4
53.19h	(2)	Arthurene Gainer (PView)	Eugene	6-21
53.28h	(1)	Veronica Williams (TxSouth)	Eugene	6-21
53.38h	(1)	Robin Campbell (FlaTC)	Los Angeles	6-14
53.50h	( )	Gwen Norman (TWU)	Eugene	6-21
53.91	(1)	Sherrie Golden (USA/NCaney)	Ludenscheid	7- 7
53.99h	(2)	Chris Mullen (FalmouthTC)	Los Angeles	6-14
54.00h	(3)	Michelle McMillan (AtomsTC)	Eugene	6-22
54.15h	( )	Yolanda Rich (CSULA)	San Jose	5- 1
54.29h	(4)	Pat Helm (KlubKeystone)	Eugene	6-22
54.31	(4)	Kim Thomas (NYPAL)	Los Angeles	6-15
54.34	(5)	Sue Haynes (IowaStTC)	Los Angeles	6-15
54.34s	(4)	Jarvis Scott (PremierTC)	Los Angeles	6-11
54.54s	(4)	Beverly Day (PView)	Los Angeles	6-11
54.80h	(2)	Tangey Wallace (TSUTC)	Los Angeles	6-14
54.91h	(3)	Rose Giampalmo (StatenIsJ)	Los Angeles	6-14
54.93h	(1)	Pam Sedwick (Jeff.Indiana)	Memphis	8-21
54.97h	(1)	Connie Simpson (NYPAL)	Los Angeles	6-14
55.08	(2)	Henrietta Nadis (NOSuperdames)	New Orleans	5-29
55.10h	(3)	Dana Arnim (RainBowRun)	Los Angeles	6-14
55.43s	(6)	Debbie Roberson (Maccabi)	Los Angeles	6-11
55.56h	(3)	Carolyn Digby (PortlandTC)	Los Angeles	6-14
55.57h	(4)	Janis Vetter (BRibbTC)	Los Angeles	6-14
55.77h	(4)	Linda Miller (CavalettesTC)	Los Angeles	6-14
55.81s	(3)	Adrienne Lair (PremierTC)	Los Angeles	6-14
55.81h	(5)	Sandy Miller (Unatt)	Los Angeles	6-14
55.90h	(4)	Rochelle Collins (MotorCTC)	Los Angeles	6-14
55.94h	(5)	Robbie Mitchell (PremierTC)	Los Angeles	6-14
55.96	(3)	Debbie Jacobsen (CrescentTC)	Louisiana	5-29
56.00h	(6)	Yvonne Braxton (ColoFlyers)	Los Angeles	6-14
56.05s	(5)	Essie Kelly (SpurTC)	Los Angeles	6-11
56.16h	(4)	Avis Mailey (MHYF)	Los Angeles	6-14
56.17	(1)	Charmane Kuhlman (DodgeCity)	Wichita	4-10
56.21	(1)	Cynthia Tyler (MM)	San Diego	5-31
56.21	(2)	Pam Green (SoCalCheetahs)	San Diego	5-31
56.26yh	(3)	Sandra Childs (ArlingtonTX)	Memphis	8-21
56.30s	(3)	Carla Hunt (SJerseyTC)	Los Angeles	6-11
56.38	(2)	Celesa Russell (Kansas)	Wichita	4-10
56.42	(1)	Barney Sue Carral (SCC)	San Diego	5-31
56.79y	(1)	Sherry Edwards (IowaSt)	Ames	5- 1

Brenda Morehead(L) & Chandra Cheeseborough(R)



### 400m-440yards (Hand timed)

52.3	(2)	Cheryl Toussaint (AtomsTC)	Los Angeles	5-22
52.8	(1)	Sheila Ingram (WashDC HS)	Atlanta	5-23
52.8	(2)	Debra Armstrong (Grambling)	Atlanta	5-22
52.9	(1)	Lorna Forde (AtomsTC)+	Los Angeles	6-12
53.1	(2)	Madeline Jackson (CleveTC)	Montreal	7-14
53.2	(1)	Sheila Choates (TennSt)	Nashville	4- 3
53.4y	(1)	Shirley Williams (PrairieV)	Coll Station	5- 1
53.8	(1)	Yolanda Rich (CSULA)	San Jose	5- 1
54.1y	(1)	Jenny Gorham (KansasCityNS)	Memphis	8-23
54.2	(5)	Gwen Norman (TWU)	Knoxville	5- 8
54.5	(2)	Debra Byfield-White (UCBerk)+	Walnut	4-25
54.5y	(2)	Marquita Belk (SJCindergals)	Los Angeles	6-13
54.7	(1)	Sharon Dabney (ClippersTC)	West Point	5- 2
54.7h	( )	Sherrie Golden (NewCaneyTC)	Los Angeles	6-14
54.7	(1)	Jane Oas (UMinn)	E. Lansing	5- 1
54.8	(1)	Carolyn Brinkley (DelStColl)	Wash DC	4-10
54.9	(2)	Debra Sapenter (PrairieView)	Texas	4-
55.0y	(3)	Beverly Day (PrairieView)	Prairie View	3-26
55.0	(4)	Jarvis Scott (PremierTC)	Walnut	4-24
55.2	(2)	Kelsie Giles (UWash)		
55.3	(5)	Debbie Roberson (Maccabi)	Los Angeles	5-22
55.3	(1)	Tangye Wallace (FlorHS)	Miami	4- 2
55.4	(3)	Judy Norman (TWU)	Prairie View	3-26
55.4h	(1)	Yvette Coleman (MorganSt)	Baltimore	5- 2
55.4	(5)	Wendy Knudson (ColoSt)	Montreal	7-14
55.5	(2)	Mary Williams (TennSt)	Nashville	3-27
55.5	(1)	Paula Clagon (MorganSt)	Baltimore	5- 2
55.6	(1)	Andrea Andrews (AtomsTC)	Queens	5-29
55.6	(1)	Pam Greene (ColoFlyers)	Denver	5-31
55.6	(2)	Debbie Bottomley (Unatt)	Long Beach	4- 4
55.7y	( )	Carolyn Digby (PortlandTC)		5- 8
55.7y	(2)	Cheryl Lynn Brown (Columbus)	Memphis	8-23
55.7	( )	Rochelle Collins (MotorCityTC)	Knoxville	4-10
55.8y	(3)	Pam Sedwick (Jeffersonville)	Memphis	8-23
55.8	(2)	June Smith (DCStriders)	Wash DC	4-17
55.9	(3)	Sharon Acker (MileHighDenver)	Los Angeles	6-13
55.9	(2)	Kathy Keys (PatriotsUSA)	Phoenix	3-21
55.9	(3)	Linda Miller (Cavalettes)	Los Angeles	6-14
55.9	(3)	Stephanie Vega (AtomsTC)	West Point	5- 2
56.0	(4)	Chee Swee Lee (UReidlands)+	San Diego	5-31
56.1y	(2)	Debra Williams (TxSouthern)	Houston	5-
56.1y	(4)	Gerry Dammer (SWTexasSt)	Coll Station	5- 1
56.1y	(4)	Barney Sue Carral (SoCalChee)	Los Angeles	6-13
56.2y	(1)	Sherry Brown (CCC)	Los Angeles	6-13
56.2y	(1)	Janise Dale (MotorCityTC)	Detroit	5-25
56.2y	(3)	Michelle McMillan (BklynColl)	Lansdale	4-25
56.3y	(3)	Renalda England (TxSouthern)	Houston	5-
56.4	(2)	Vicki Bryant (Unatt)		3-27
56.5	(1)	Val Boyer (AlbuquerqueTC)	Albuquerque	5- 2
56.5	(1)	Elizabeth Hatz (Unatt)	Versailles	5-22
56.5	( )	Kathy Weston (Will'sSpike)		1-31
56.5	(6)	Gursvey (CentralJerseyTC)	West Point	6- 6
56.5y	(2)	Melissa Hill (CavalierTC)	Los Angeles	6-13
56.5y	(5)	Debbie Dunn (KlubKeystone)	Los Angeles	6-13
56.5	( )	Ileana Hocking (PuertoRico)	Ponce	5-26
56.8	(1)	Linda Cornelius (UNLV)	Walnut	4-25

### 800 Meters

1:57.9	(3)	Madeline Jackson (USA/ClevTC)	Coll Park	8- 7
1:59.91h	(3)	Wendy Knudson (USA/ColoSt)	Montreal	7-23
2:00.15	(2)	Cyndy Poor (USA/SJCidergals)	Stockholm	8-10
2:00.22	(1)	Francie Lutz (USA/PCC)	Berlin	8-20
2:00.73	(3)	Kathy Weston (Will'sSpike)	Eugene	6-22
2:03.38h	(1)	Jan Merrill (AGAA)	Los Angeles	6-11
2:03.97	(2)	Ruth Kleinsasser (BA)	Fresno	5- 8
2:04.33h	(2)	Cheryl Toussaint (AtomsTC)	Los Angeles	6-11
2:04.4	(5)	Liane Swegle (SeattleU)	Fresno	5- 8

2:04.6	( )	Robin Campbell (FlaTC)		3-26
2:04.84	(2)	Julie Brown (LATC)	San Diego	5-31
2:05.24	(5)	Kathy Hall (Unatt)	Eugene	6-22
2:05.48	(6)	Susan Vigil (NMITC)	Eugene	6-22
2:05.93h	(3)	Lynn Hollins (Unatt)	Los Angeles	6-11
2:05.94s	(4)	Johanna Forman (FalmouthAC)		
2:06.28h	(6)	Karel Jones (AtomsTC)	Los Angeles	6-11
2:06.5	(2)	Marilyn Carlson (CMoSt)	Manhattan	5-14
2:07.07	(4)	Cindy Bremser (WisTC)	Berlin	8-20
2:07.1	(7)	Kate Keyes (LATC)	Fresno	5- 8
2:07.1	(8)	Kathy Costello (LATC)	Fresno	5- 8
2:07.3	(9)	Judy Graham (SJCindergals)	Fresno	5- 8
2:07.4	(3)	Chee Swee Lee (UReidlands)+	San Diego	5-31
2:07.5	(5)	Debbie Vetter (BRibbTC)	Knoxville	5- 8
2:08.0	(4)	Janis Vetter (BRibbTC)	Los Angeles	6-15
2:08.5	(5)	Kathy Keys (PatsUSA)	Los Angeles	6-15
2:08.5y	(1)	Deanna Coleman (FalconTC)		
2:08.9	(3)	Nancy Shafer (FlaTC)	Knoxville	4-10
2:09.4	(1)	Gunilla Lindh (TexA&I)+	CollStation	5- 1
2:09.6	(1)	Marilyn Neufville (UCB)+		1-17
2:09.8s	(2)	Robin Blaine (AtomsTC)	Los Angeles	6-14
2:09.9	(6)	Julie Stibbe (BRibbTC)	Los Angeles	6-15
2:10.0	(5)	Sue Griffith (SeattlePac)	Manhattan	5-14
2:10.0	(7)	Ann Regan (CupYearlings)	Los Angeles	6-15
2:10.2	(3)	Roma Antoniewicz (LATC)	Los Angeles	5-22
2:10.3	( )	Ileana Hocking (PuertoRico)+	Mayaquez	5-29
2:10.4y	(1)	Danna Glidden (Edina,Minn)	Memphis	8-23
2:10.6	(2)	Lee Chiu-shia (WisTC)+	Los Angeles	6- 6
2:10.9y	(2)	Cindy Worcester (KansasHS)	Memphis	8-23
2:10.2	(4)	Michelle Hopper (PremierTC)	Los Angeles	5-22
2:11.2y	(3)	Cathy Detter (GarlandTx)	Memphis	8-23
2:11.2y	(4)	Rochelle Collins (MotorCTC)	Memphis	8-23
2:11.3	(3)	Marsha Knight (TerreHauteTC)	Versailles	5-22
2:11.33	(6)	Chris Caldwell (Augustana)	Lawrence	4-17
2:11.3	(5)	Lynn Smith (LAMer)	Los Angeles	5-22
2:11.8	(3)	Cindy Ashby (AOC)	Phoenix	3-21
2:12.2	(1)	Y. White (TexasSoU)	Gulf	5- 6
2:12.2	(2)	Paula Rose (BA)	Walnut	4-25
2:12.4y	(1)	Barney Sue Carral (SCC)	Los Angeles	5-22
2:12.4y	(2)	Laurie Mullins (LATC)	Los Angeles	5-22
2:12.6	(2)	Mary Decker (BA)		1-16
2:12.8y	(6)	Ellen Brewster (MadisonWis)	Memphis	8-23
2:13.1y	(7)	Brenda Falash (TwinFals,Id)	Memphis	8-23
2:13.1	(5)	Marquita Belk (SLCindergals)		2-21
2:13.4y	(1)	Julie Shea (Unatt,NC)		3-27
2:13.4	(1)	Margaret Groos (NashWhipTC)	Nashville	4- 3
2:13.84h	(2)	Jill Haworth (Bowie,Md)	Memphis	8-21
2:14.0	(2)	Esther France (SWTexSt)	CollStation	5- 1
2:14.4	(1)	Jenny Utz (EKenU)	Kentucky	4-10

### 1000 Meters

2:37.3	(1)	Madeline Jackson (USA/ClevTC)	Montreal	7-12
2:38.0	(2)	Cyndy Poor (USA/SJCindergals)	Montreal	7-12
2:38.2	(3)	Francie Lutz (USA/PCC)	Montreal	7-12
2:39.3	(5)	Wendy Knudson (USA/ColoSt)	Montreal	7-12
2:39.3	(6)	Jan Merrill (AGAA)	Montreal	7-12
2:44.0	(7)	Kathy Weston (USA/ WS)	Montreal	7-12

### 2000 Meters

5:47.5	(1)	Francie Lutz (USA/PCC)	Montreal	7-
5:49.3	(2)	Jan Merrill (USA/AGAA)	Montreal	7-

### Mile

4:35.6	(1)	Francie Lutz (PCC)		1- 9
4:38.5	(2)	Julie Brown (LATC)		2-27
4:47.4	(1)	Sue Kinsey (SFVTC)	San Diego	3-27

4:48.0	(1) Kate Keyes (LATC)	Los Angeles	1- 4	4:32.5	(1) Jackie Hansen (SFVTC)	Northridge	2-29
4:48.5	(1) Julie Shea (Unatt,NC)	Durham	3-20	4:33.44s	(7) Sarah Sweeney (BEBTC)	Los Angeles	6-14
4:50.0	( ) Marjorie Kaput (PhoenixTC)	Lakewood	5- 1	4:33.6	(7) Madeline Jackson (ClevTC)	Des Moines	4-25
4:50.0	( ) Anita Scandurra (SeaPacific)			4:34.7	(1) Suzanne Keith(RRR)	Phoenix	3-21
4:50.2	(1) Tania Wells (Memphis,Tenn)	Memphis	8-23	4:35.0	(2) Kathy Gibbons (GG)	Phoenix	3-21
4:50.2	(2) Jackie Hansen (SFVTC)	San Diego	3-27	4:35.1	(2) Kelly O'Toole (LIGS)	West Point	6- 6
4:51.0	(1) Aileen O'Connor (CYO,WashDC)	Los Angeles	6-13	4:35.2	(1) Donna Gardner (KlubKeystone)	Wilmingon	6- 6
4:51.3	(1) Teri Anderson (KansasSt)	Manhattan	3-13	4:35.4	(3) Robin Castor (TCG)	Phoenix	3-21
4:52.0	(1) Liane Swegle (SeattlePac)	Seattle	4-27	4:35.71	(3) Marva Edwards (Grambling)	Austin	4- 4
4:53.9	(1) Debbie Heald (HutchinsonTC)	Lompoc	6-26	4:35.83	(5) Cheryl Toussaint (AtomTC)	Philadelphia	4-22
4:54.04	(1) Renee Urish (KansasSt)	Ames	5- 1	4:35.89	(4) Vicki Baker (MetroStriders)	Austin	4- 4
4:54.19	(2) Peg Neppel (IowaSt)	Ames	5- 1	4:35.9	(3) Nancy frank (LIGS)	West Point	6- 6
4:54.4	(1) KiKi Lantry (RRR) 12-13y	Los Angeles	5-22	4:36.2s	(8) Jill Haworth (CYO,WashDC)	Los Angeles	6-14
4:55.2	(6) Kathy Costello (LATC)	Cypress	5- 9	4:36.87	(2) Carol Cook (IowaSt)	Minneapolis	5- 8
4:55.4	(2) Jill Haworth (CYO,WashDC)	Los Angeles	6-13	4:37.2s	(9) Marie Kastrup (KettStriders)	Los Angeles	6-14
4:55.5	(1) Ruth Kleinsasser (BA)	Irvine	1-25	4:38.4s	(10) Glenda Valley (MSTF)	Los Angeles	6-14
4:56.0	(1) Cathie Twomey (UMinnesota)	E.Lansing	4-30	4:38.49	(5) Sherrie Sessions (MetroStrid)	Austin	4- 4
4:56.5	(1) Sharon Hulse (PatsUSA) 12-13y	Los Angeles	6-13	4:38.7	(1) Marjorie Kaput (PhoenixTC)	Lakewood	
4:56.9	(1) Wendy Knudson (ColoStU)	Tempe	4-10	4:38.8s	(9) Terrie Wegner (Unatt)	Los Angeles	6-14
4:56.9	(3) Linda Heinmiller (LATC)	Los Angeles	1- 4	4:39.2	( ) Ileana Hocking (PuertoRico)+	Rio Piedras	6- 5
4:57.4	(2) Lynn Morin (WisTC)	E.Lansing	4-30	4:39.5	(10) Karen MacHarg (KettStrid)	Des Moines	4-25
4:57.5	(3) Lil Warnes (MichStU)	E.Lansing	4-30	4:39.9	(2) Heather Tolford (SFVTC)	Los Angeles	5-23
4:57.6	(4) Paula Rose (BA)	Los Angeles	1- 4	4:39.9	(6) Karen Crammond (NMexico)	Austin	4- 4
4:57.9	(3) Regina Felix (AtomsTC)	Los Angeles	6-13	4:40.4	(1) Sharon Hulse (PatriotsUSA) 13y	Walnut	4-24
4:57.9	(7) Hope Bishop (EdmondOC)	Azusa	5- 9	4:40.7s	( ) Betsy Oberle (PeoriaPacettes)	Los Angeles	6-14
4:58.7	(3) Lynn Lashley (Raleigh,NC)	Memphis	8-23				
4:59.1	(4) MaryBeth Spencer (WisTC)	E.Lansing	4-30	<b>Two Mile</b>			
4:59.8	(2) Mary Shea (Unatt,NC)	Durham	3-20	10:18.97	(1) Aileen O'Connor (CYO,Wash)	Memphis	8-23
5:00.0	(1) Sherrie Sessions (MetroStrid)	Houston	5-	10:19.4	(2) Julie Brown (LATC)	Walnut	4-26
<b>1500 Meters</b>				10:22.0	(2) Judy Graham (SJCindergals)	Walnut	4-26
4:02.61s	(5) Jan Merrill (AGAA)	Montreal	7-29	10:22.3	(1) Teri Anderson (KsST)	Manhattan	3-13
4:06.2	(3) Francie Lutz (PCC)	Coll Park	8- 6	10:22.6	(1) Peg Neppel (IowaSt)	Manhattan	5-15
4:06.83	(4) Cyndy Poor (SJCindergals)	Coll Park	8- 6	10:30.0	(1) Debbie Quatier (FalconTC)	Eugene	4- 2
4:08.26	(4) Cindy Bremser (WisconsinTC)	Eugene	6-27	10:32.8	(3) Tina Anex (UCDavis)	Davis	4-17
4:14.01	(3) Julie Brown (LATC)	Los Angeles	6-12	10:32.8	(3) Kris Bankes (PennSt)	Manhattan	5-15
4:16.0	(3) Ruth Kleinsasser (BA)	Los Angeles	6-12	10:35.8	(1) Linda Heinmiller (LATC)	SantaBarbara	2-15
4:17.34	(6) Kate Keyes (LATC)	Eugene	6-27	10:36.2	(1) Karen Crammond (NMITC)	Phoenix	3-21
4:18.22s	( ) Doreen Ennis (NutleyTC)	Eugene	6-26	10:37.4	(2) Cheryl Bridges (Unatt)	Phoenix	3-21
4:20.13s	(3) Judy Graham (SJCindergals)	Eugene	6-26	10:38.1	(2) Betty Springs (Brad,Fla)	Memphis	8-23
4:20.86s	(5) Brenda Webb (WrightSt)	Los Angeles	6-11	10:39.8	(3) Irene Griffith (PtTown,Md)	Memphis	8-23
4:21.24s	(6) Teri Anderson (AIA)	Los Angeles	6-11	10:39.9	(1) KiKi Lantry (RRR) 12y	San Diego	5-15
4:21.8	(2) Wendy Knudson (ColoradoSt)	Walnut	4-24	10:40.8	(4) Laura Cartwright (Mun,Id)	Memphis	8-23
4:22.08h	(5) Sue Kinsey (SFVTC)	Los Angeles	6-11	10:41.37	(3) Carol Cook (IowaSt)	Ames	5- 1
4:22.25h	(6) Peg Neppel (IowaSt)	Eugene	6-25	10:41.6	(1) Wendy Knudson (ColoStU)	Provo	5-
4:22.50	(1) Debbie Quatier (FalconTC)	Los Angeles	6-15	10:43.0	( ) Anita Scandurra (SeaPac)		
4:23.98	(1) Robin Campbell (FlorTC)	Philadelphia	4-22	10:43.6	(1) Liz Berry (PennSt)	Baltimore	5- 2
4:24.5	(1) Julie Shea (JrStriders,NC)	Ludenscheid	7- 7	10:44.4	(2) Debbie Roth (OreTC)	Eugene	4- 2
4:24.60h	(7) Paula Rose (BA)	Los Angeles	6-11	10:44.7	(1) Marjorie Kaput (PhoenixTC)	Phoenix	5-16
4:25.2	(3) Margaret Groos (NashWhip)	Tallinn	7- 2	10:46.5	(5) Mary Kunkel (StLouis)	Memphis	8-23
4:25.76h	(5) Charlotte Lettis(SMtAC)	Eugene	6-25	10:47.2	(1) Diane Barrett (Unatt) 14y	Irvine	1-25
4:25.81h	(6) Katy Schilly (SyrChg)	Eugene	6-25	10:47.8	(3) Kate Keyes (LATC)	Walnut	4-26
4:25.94	(2) Lynn Hollins(FlorTC)	Philadelphia	4-22	10:50.4	(1) Suzanne Keith (RRR)	Tempe	4-11
4:26.2	(1) Eryn Forbes (PortlandTC)		4-24	10:51.6	(6) Tania Wells (NMemTC)	Memphis	8-23
4:26.30	(2) Joan Benoit (LibertyAC)	Los Angeles	6-15	10:52.1	(3) Laurel Miller (SPC)	Eugene	4- 2
4:26.44	(3) Kris Bankes (PennSt)	Philadelphia	4-22	10:52.4	(1) Ann Trason (MontPenin)	San Diego	5-31
4:27.40	(4) Lynn Jennings (LibertyAC)	Los Angeles	6-15	10:53.8	(4) Kathy Costello (LATC)	Walnut	4-26
4:28.7	(4) Nancy Shafer (FlorTC)	Knoxville	4-10	10:55.2	(5) Cyndy Poor (SJCindergals)	Walnut	4-26
4:29.37s	(11) Debbie Roth (OregonTC)	Los Angeles	6-10	10:55.8	(1) Roxanne Bier (SJCindergals)	Los Angeles	6-13
4:29.5	( ) Kathy Costello (LATC)	Phoenix	3-21	10:56.0	(1) Kim Merritt (UWIS/ Park)	Kenosha	4- 3
4:30.54	(4) Cathie Twomey (UMinn)	Wichita	5-29	10:56.2	(1) Joyce Urish (KanSt)	Manhattan	4-23
4:30.9	(6) Tania Wells (MSTF)	Los Angeles	6-15	10:56.9	(1) Mary Ann Opalewski (FF)	Midland	6-19
4:31.02	(5) Renee Urish (KansasSt)	Wichita	5-29	10:57.6	(2) Chris Troffer (LATC)	SantaBarbara	2-15
4:31.53s	(3) Deanna Coleman (FalconTC)	Los Angeles	6-14	10:58.6	(1) Alice Kelly (UWash)	Salem	4-17
4:31.68s	(5) Carol Flournoy (LATC)	Los Angeles	6-14	11:00.0	(2) Donna Sanchez (RRR)	Los Angeles	6-13
4:31.97	(6) Joyce Urish (KansasSt)	Wichita	5-29	11:02.0	(1) Donna Gardner (KKeystone)	FtWashingtn	4- 4
4:32.0	(3) Anita Scandurra (SeattlePac)	Seattle	4-10	11:02.2	(2) Estella Guina (SJCindergals)	Azusa	5- 9
4:32.04	(1) Kathy Adams (Will'sSpike)	San Diego	5-31	11:04.7	(2) Diane Esslinger (QCC)	San Diego	5-31
4:32.19s	(6) Linda Broderick (BEBTC)	Los Angeles	6-14	11:07.1	(2) Kathy Gibbons (GG)	Phoenix	2-21
4:32.23s	(7) Terrie Winney (RainBowRun)	Los Angeles	6-14	11:08.6	(1) Diane Culp (MichStU)	E.Lansing	5- 1
				11:10.8	(4) Kim Conner (UOregon)	Eugene	4- 2
				11:11.6	(3) Lisa Greenberg (SJCindergals)	Azusa	5- 9



Four of America's top half milers:  
Wendy Knudson, Ruth Caldwell, Cyndy Poor and Kathy Weston.

### THREE MILE

15:41.6	(1) Peg Neppel (IowaSt)	Manhattan	5-14
16:03.3	(1) Carol Cook (IowaSt)	Minneapolis	5- 8
16:16.8	(3) Karen Cramond (UNewMexico)	Manhattan	5-14
16:36.1	(1) Lynn Morin (Wisconsin)	E.Lansing	5- 1
16:46.8	(5) Liz Berry (PennSt)	Manhattan	5-14
16:48.5	(2) Sue Mallory (OhioSt)	E.Lansing	5- 1
16:56.2	(6) Laurel Miller (SeattlePac)	Manhattan	5-14
17:04.5	(3) Karen McKeachie (MichStU)	E.Lansing	5- 1
17:05.1	(2) Georgette Goonan (IowaSt)	Minneapolis	5- 8
17:19.5	(3) Joyce Urish (KansasSt)	Ames	5- 1
17:20.7	(3) Ann Kimm (NWMissouri)	Minneapolis	5- 8
17:20.9	(4) Lil Warnes (MichStU)	E.Lansing	5- 1
17:21.7	(4) Sue Thomas (SDSU)	Minneapolis	5- 8
17:23.0	(5) Beth Welch (OhioSt)	E.Lansing	5- 1
17:41.1	(4) Becky Watts (KansasSt)	Ames	5- 1
17:43.6	(5) Dee Griebel (StCloud)	Minneapolis	5- 8
17:53.6	(6) Kay Stenson (USD)	Minneapolis	5- 8
17:56.0	(1) Sue Kinsey (CSUNorthridge)	Redlands	4- 3
17:56.8	(6) Kathy Welch (OhioSt)	E.Lansing	5- 1
18:01.8	(1) Mary Rice (UWis/Milwaukee)	Kenosha	5- 1
18:06.6	(2) Dorothy Walsh (UWis/Milwaukee)	Kenosha	5- 1
18:06.9	(3) Jean Only (SIU)	Nashville	3-27
18:23.6	(4) Brenda Stone (UTenn)	Nashville	3-27
18:24.2	(2) Diane Byington (USC)	Redlands	4- 3
18:28.4	(1) Julia Campbell (Texas)	Denton	4-10
18:28.6	(2) Wincie Neusse (TWU)	Denton	4-10
18:38.0	(1) Jenny Utz (E.Ken.U)	Kentucky	4-10
18:38.1	(6) Rhonda Bedell (UMissouri)	Ames	5- 1

### 5000 METERS

16:16.2	(1) Jan Merrill (AGAA)	West Point	4-25
16:28.5	(1) Peg Neppel (IowaSt)	Des Moines	4-24
16:47.7	(2) Cheryl Bridges (LATC)	Des Moines	4-24
16:59.6	(3) Katy Schilly (SyrChgTC)	Des Moines	4-24
17:10.1	(4) Carol Cook (IowaSt)	Des Moines	4-24
17:14.0	(1) Nadia Garcia (SanDiegoTC)	San Diego	5-15
17:23.9	(5) Lynn Morin (WisconsinU)	Des Moines	4-24
18:45.7	(1) Dee Briebel (StCloud)	Brookings	4-20
18:46.4	(1) Becky Watts (KansasSt)	Wichita	4- 9

### 10,000 METERS

34:19.0	(1) Peg Neppel (IowaSt)	Eugene	5-22
34:42.2	(2) Carol Cook (IowaSt)	Eugene	5-22
35:33.6	(3) Cheryl Bridges (LATC)	Eugene	5-22
36:10.6	(4) Nadia Garcia (SanDiegoTC)	Eugene	5-22
36:27.6	(5) Jackie Hansen (SFVTC)	Eugene	5-22
37:17.0	(1) Linda Heinmiller (LATC)	Valencia	4-17
37:47.4	(1) Diane Barrett (Thunderbirds)	Tempe	4-25
38:21.2	(6) Marilyn Paul (Portland)	Eugene	5-22
38:39.0	(1) Carry Bogner (Coronado)	Tempe	4-25



Madeline Jackson

**3000 Meter Walk**

14:16.9	(1) Sue Brodock (RRR)	Tempe	4-11
14:50.2	(1) Lisa Metheny (RRR)	Los Angeles	6-15
15:30.7	(2) Tracy Trisco (BA)	Los Angeles	6-15
15:49.3	(3) Becky Villalvazo (RRR)	Los Angeles	6-15
15:53.0	(4) Eileen Smith (NYPAL)	Los Angeles	6-15
15:53.0	(5) Liz Dufour (AzTC)	Los Angeles	6-15
15:53.	(6) Mary McDermott (NYPAL)	Los Angeles	6-15
16:02.6	(1) Georgia Sakelarios (RCF)	Salinas	5-22
16:03.4	(1) Linda Brodock (RRR)	Los Angeles	6- 6
16:03.5	( ) Cindy Johnson (BA)	Los Angeles	6-15
16:08.0	(2) Teri Teegarden (BA)	Irvine	5-16
16:14.8	(2) Chris Sakelarios (RCF)	San Diego	5-31
16:18.2	(8) Amy Spangler (ArrowTC)	Los Angeles	6-15
16:26.0	(9) Mary Devries (KS)	Los Angeles	6-15
16:26.6	(1) Nancy Sheets (GrotonTC)	West Point	6- 6
16:28.4	(10) Laura Spencer (CupYearTC)	Los Angeles	6-15
16:28.4	(11) Jill steiner (RRR)	Los Angeles	6-15
16:34.4	(3) Sharlene McGinley (SBS)	Irvine	5-16
16:37.2	(3) Karlene Waskow (RRR)		2-29
16:37.8	(12) Paula Schurwonn (JJ)	Los Angeles	6-15
16:38.8	(13) Laura Janosek (SCC)	Los Angeles	6-15
16:47.2	(15) Cindy Luebben (KS)	Los Angeles	6-15
16:52.2	(16) Norma Howitt (BC)	Los Angeles	6-15
16:52.4	(17) Melissa Steinle (SCC)	Los Angeles	6-15
16:56.2	(4) Debbie Porter (RRR)	Irvine	5-16
17:02.4	(19) Julie Partridge (MercTC)	Los Angeles	6-15

**5000 Meter Walk**

24:27.4	(1) Sue Brodock (RRR)		
25:55.4	(2) Laura Tucholski (Ohio TC)	Los Angeles	6-11
26:29.8	(3) Susan Liers (LIAC)	Los Angeles	6-11
26:32.0	(2) Cindy Johnson (BA)	Walnut	4-24
26:49.6	(4) Carol Mohanco (KS)	Los Angeles	6-11
27:01.3	(1) Eileen Smith (StatenIs)	Staten Island	5- 8
27:05.0	(3) Joyce Brodock (RRR)		2-25
27:09.7	(2) Mary McDermott (NYPAL)	Staten Island	5- 8
27:19.0	(4) Jessica Waskow (RRR)		2-25
27:21.6	(6) Chris Sakelarios (RCF)	Los Angeles	6-12
27:32.0	(3) Linda Brodock (RRR)	San Diego	5-31
27:32.6	(7) Teri Teegarden (BA)	Los Angeles	6-11
27:35.0	(5) Becky Villalvazo (RRR)		2-25
27:54.0	(9) Georgia Sakelarios (RCF)	Los Angeles	6-12
27:59.0	(6) Lisa Metheny (RRR)		2-25

**10000 Meter Walk**

56:31.8	(1) Lisa Metheny (RRR)	Valencia	4-17
57:15.2	(2) Cindy Johnson (BA)	Valencia	4-17
58:46.4	(3) Tracy Trisco (BA)	Valencia	4-17
59:23.0	(4) Becky Villalvazo (RRR)	Valencia	4-17

**Mile Relay**

3:22.81	(2) US NATIONAL TEAM	Montreal	7-31
3:30.91	(2) US NATIONAL TEAM	College Park	8- 7
3:33.85	(1) Prairie View TC	Los Angeles	6-12
3:35.4	(1) US NATIONAL JUNIOR	Ludenscheid	8- 7
3:35.7	(2) Atoms TC	Los Angeles	6-12
3:36.7	(1) Florida TC	Philadelphia	4-24
3:41.19	(1) Atoms TC Jr.	Los Angeles	6-15
3:42.8	(2) Delaware St. College	Philadelphia	4-24
3:42.2	(2) Klub Keystone Jr.	Los Angeles	6-15
3:44.08h	New York PAL	Los Angeles	6-11
3:44.30	(3) New York PAL Jr.	Los Angeles	6-15
3:45.15	(2) Houston Astrobelles	Wichita	5-29
3:45.36	(3) Iowa State	Wichita	5-29
3:45.41	(4) Thunderbolt TC	Wichita	5-29
3:44.45	(2) New Orleans Superdames	Austin	4- 4
3:45.4	(3) Florida TC	Knoxville	5- 8

3:45.48	(3) Texas Southern	Austin	4- 4
3:45.49	(5) Texas Woman's U.	Wichita	5-29
3:45.68h	Falmouth TC	Los Angeles	6-11
3:45.7	(5) Houston Astrobelles Jr.	Los Angeles	6-15
3:45.8h	Peoria Pacettes	Los Angeles	6-11
3:46.10	(6) Peoria Pacettes Jr.	Los Angeles	6-15
3:47.07	(2) Grambling	Prairie View	3-26
3:48.0	(1) Morgan State	Baltimore	5- 2
3:49.56	(6) Metroplex Striders	Wichita	5-29
3:49.6s	So. Cal. Cheetahs	Los Angeles	6-14
3:50.6	(1) LA Mercuresses	Walnut	4-25
3:52.0	(1) Falcon TC	Seattle	4-11
3:52.5	(1) Cal State Los Angeles		4-30
3:52.61h	So. Cal. Cheetahs (14-15)	Los Angeles	6-11
3:52.7	(1) Tennessee State	Nashville	3-27
3:52.74	(3) Southwest Texas St.	College Stn.	5- 1
3:53.1	(1) Colorado Flyers	Los Angeles	6-14
3:53.28	(1) Long Beach Comets	San Diego	5-31
3:53.3	(1) Kearney State	Kearney	3-20
3:53.3	(1) Seattle Pacific	Eugene	
3:53.5	(2) Baylor University	College Stn	5- 1
3:54.12	Los Angeles Naturite TC	San Diego	5-31
3:54.5	(2) Brooklyn College	Baltimore	5- 2
3:55.3	(2) Gazelle TC	Seattle	4-11
3:55.49	(1) Jackson St U.	Dallas	3- 6
3:55.57	(6) Houston TC	Austin	4- 4
3:55.8	(1) Minnesota	E. Lansing	5- 1
3:55.8	(2) Alcorn St. U	Baton Rouge	5-15
3:55.8	(1) Redlands University	Los Angeles	5-22
3:56.0	(1) Los Angeles Naturite TC	Los Angeles	6-13
3:56.3	(1) Mississippi Valley St.	Cleveland	4- 3
3:56.3	(1) Motor City TC	Midland	6-19
3:56.5	(2) Wisconsin	E. Lansing	5- 2
3:56.57	(1) North Memphis TC	LSU	5-29
3:56.77	(2) Kansas St.	Lawrence	4-17
3:57.0s	Central Jersey TC	Los Angeles	6-14
3:57.4	(1) Colorado St U.	Tempe	4-10
3:57.6	(4) Mallery Challengers	Wilmington	6- 6
3:57.6	(2) Southern/BR	Baton Rouge	
3:58.0	(3) UC Berkeley		4-26
3:58.1	(1) So Cal Cheetahs (12-13)	Los Angeles	6-13
3:58.6	(2) The Colorado Gold	Phoenix	3-22
3:58.6	(3) Rutgers University	Baltimore	5- 2
3:58.9	(3) Michigan St.	E. Lansing	5- 1
3:59.0	(2) Woodside Striders	San Diego	5-31
3:59.0	(2) Blue Angels TC (12-13)	Los Angeles	6-13
3:59.5	(3) University of Houston	San Jacinto	2-28
3:59.5	(1) Capital City Comets	Versailles	5-22
3:59.6	(3) NY Flashettes TC	Queens	5-29
3:59.9	(2) Seattle Area Women	Seattle	4-10

**100 Meter Hurdles (Hand-timed)**

13.2	(1) Deby LaPlante (Unatt)	Wichita	
13.3	(1) Jane Frederick (LATC)	Irvine	5-16
13.4h	(1) Patrice Donnelly (LITC)	Los Angeles	6- 7
13.5	(p) Modupe Oshikoya (LATC)+	Irvine	5-16
13.7	(1) Andrea Bruce (PView)+	Nashville	
13.7h	(1) Patty Van Wolvelaere (LATC)	Los Angeles	6- 7
13.7	(2) Rhonda Brady (MHYF)	Atlanta	5-22
13.7	(4) Marilyn Linsenmeyer (TxTC)	Los Angeles	6-12
13.7s	(3) Carol Thomson (DelStU)	Los Angeles	6-11
13.7s	(5) Marilyn King (MillLions)	Los Angeles	6-11
13.8s	(5) Mary Ayers (PView)	Los Angeles	6-11
13.8	(p) Nancy Kindig (NebTC)	Tallinn	7- 2
13.9	(6) Mitzi McMillin (LITC)	Los Angeles	6-12
13.9h	(3) Gale Fitzgerald (AtomsTC)	Los Angeles	6- 7
13.9s .	(7) Kim Hermann (DelSportsClub)	Los Angeles	6-11



14.0	(1) Kim Costello (Unatt) 14-15y	Phoenix	3-21
14.0	(2) Lucy Vaamonde (TWU)+	Houston	5-
14.0	(2) Janet Benford (CPSLO)	Manhattan	5-14
14.1	(2) Arthurine Gainer (PView)	Gulf	5- 9
14.1	(1) Debbie Jacobsen (CCTC)	Baton Rouge	5-15
14.2	(1) LaVerne Palmer (FtLaud,Fla)	Miami	7-24
14.2	(3) Lena Gibbs (PView)	Gulf	5- 9
14.3	(1) Betty Spencer (AlcornSt)	Baton Rouge	5- 8
14.3	(1) Tammy Etienne (Cassandra,Pa)	Memphis	8-23
14.3	(2) Janet Beall (Germantown,Tn)	Memphis	8-23
14.4	(2) Mary smith (KirkwoodTC)	Kirkwood	5-16
14.4	(2) Linda Cornelius (UNLV)	Tempe	4-11
14.4	(2) Jean Christiansen (TCG)	Denver	5-31
14.4	(3) Lorraine Tummings (AtomsTC)+	Baltimore	5- 2
14.4	(p) Dana Collins (SalemTC)	Pomona	5- 2
14.5	(2) Sonya Hardy (BoulderCinderbelles)	Phoenix	3-21
14.5	(3) Stacy Allen (CCTC)	Baton Rouge	5-15
14.5	(5) Patty Knighton (GrotonTC)	Memphis	8-23
14.5	(6) Penny Fales (Hacketstown,NJ)	Memphis	8-23
14.6	(1) Rosalyn Anderson (FrederickTC)		3-27
14.6	(4) Janet Hubert (MarylandU)	Baltimore	5- 2
14.6	(p) Shelley Harris (Unatt)	Phoenix	5- 1
14.6h	(1) Cheryl Glazier (Pats/ USA)	Phoenix	3-20
14.6h	(2) Sherry Ballew (TennSt)	Nashville	4- 3
14.6h	( ) Sandi Tyler (LITC)	Phoenix	3-20
14.6h	( ) Dot Howard (UWis)	E.Lansing	4-30
14.7	(1) Joanne Erb (LATC)	Long Beach	4- 4
14.7	(1) Mary Officer (UOregon)	Eugene	4- 2
14.7	(1) Sonya Crute (Mercury)	Marietta	6-19
14.7	(4) Lena Hickes (MissValTC)	Baton Rouge	5-15
14.7	(4) Sheila Hamilton (SB)	Los Angeles	5-23
14.7	(7) Cheryl Hawthorn (Richmond,Ca)	Memphis	8-23
14.8	(1) Denise Greene (MichSt)	E.Lansing	4-30
14.8	(1) Carmen Brown (AtomsTC)	West Point	5- 2
14.8	(2) Patsy Walker (ThurCoStriders)		
14.8	(2) Vivian Talley (Opalocka,Fla)	Miami	7-24
14.8	(7) Jan Lester (UCLA)	Walnut	4-24
14.8	(p) Linda Karecki (WSTC)	SantaBarbara	5-28
14.8	(p) Teri Seippel (KettStrd)	SantaBarbara	5-28

#### 100 meter hurdles (Wind-aided)

13.1	(p) Jane Frederick (LATC)	SantaBarbara	3-
13.2	(1) Patrice Donnelly (LITC)	Los Angeles	5- 1
13.25	(1) Rhonda Brady (MHYF)	Eugene	6-27
13.27	(2) Deby LaPlante (Unatt)	Eugene	6-27
13.6	(1) Carol Thomson (DelSt)	Penn	5-26
13.7	(2) Sonya Hardy (BCinderbelles)	Los Angeles	5- 1
13.70s	( ) Patty van Wolvelaere (LATC)	Eugene	6-26
13.84s	( ) Marilyn Linsenmeyer (TxTC)	Eugene	6-26
13.95	(7) Rosalyn Anderson (FredTC)	Eugene	6-27
14.0	(1) Janet Benford (CPSLO)	San Luis O	3-26
14.02s	( ) Mitzi McMillan (LITC)	Eugene	6-26
14.1	(2) Jan Lester (UCLA)	San Luis O	3-26
14.2	(5) Cherrie Sherrard (NCSrs)	San Jose	5- 1
14.4	(1) Tawny Singleton (OVTC)	Walnut	5- 8
14.4	(2) Kris Costello (SJCindergals)	Walnut	4-25
14.42h	(2) Debbie Jacobsen (ColCommTC)	Los Angeles	6-14
14.5	(1) Laura Blank (UWisconsin/Milw)	Kenosha	5- 1
14.58h	(3) Brenda Calhoun (ConnHS)	Los Angeles	6-14
14.7t	(2) Joanne Erb (LATC)	Walnut	5- 8
14.7t	(2) Alison Reed (LATC)	Walnut	5- 8
14.71	(1) Lois Davis (PhilHawks) 14-15	Los Angeles	6-13
14.71h	(5) Stella Edwanson (Millions)	Los Angeles	6-14
14.76h	(4) Cheryl Poirier (FlaTC)	Los Angeles	6-14
14.89	(3) Cheryl Williams (SJCindergal)	Los Angeles	6-13

#### 100m Hurdles (Electrically-timed)

13.29	(1) Jane Frederick (LATC)	Los Angeles	6-11
13.50	(3) Sonya Hardy (BCinderbelles)	Los Angeles	6-11
13.52	(4) Patrice Donnelly (LITC)	Los Angeles	6-11



Deby LaPlante

13.53	(1) Rhonda Brady (MHYF)	Los Angeles	6-15
13.72	(1) Andrea Bruce (PView)+	Nashville	
13.76	(3) Karen Wechsler (IndyChevette)	Los Angeles	6-15
13.77	(1) Marilyn Linsenmeyer (TxTC)	Houston	5-
13.80	(4) Lori Dinello (WSubTC)	Los Angeles	6-15
13.84	(7) Carol Thomson (DelSt)	Los Angeles	6-11
13.87	(2) Mary Ayers (PView)	Austin	4- 4
13.88h	(1) Deby LaPlante (Unatt)	Los Angeles	6-10
13.96	(4) Nancy Arnold (TxTC)	Austin	4- 4
14.00h	(1) Debbie Jacobsen (CresCTC)	Memphis	8-21
14.07h	(2) Tammy Etienne (Cassandra,Pa)	Memphis	8-21
14.09	(8) Patty van Wolvelaere (LATC)	Los Angeles	6-11
14.17s	(2) Kim Hermann (DelSportsClub)	Los Angeles	6-14
14.22h	( ) Gale Fitzgerald (AtomsTC)	Los Angeles	6-10
14.24h	(1) Patty Knighton (GrotonTC)	Memphis	8-21
14.27h	(1) Janet Beall (Germantown,Tn)	Memphis	8-21
14.28h	(3) Debi Kilhoffer (PcoPacettes)	Los Angeles	6-14
14.32	(4) Lorraine Tummings (AtomsTC)+	Manhattan	5-14
14.34h	(3) Laurita Harris (Richmond,Va)	Memphis	8-21
14.36s	(5) Yvonne Boone (EBTC)	Los Angeles	6-14
14.40h	(6) Terry Gladnick (Jets,Pa)	Los Angeles	6-10
14.46h	( ) Janet Benford (CPSLO)	Los Angeles	6-10

14.52h	(2)	Tami Essington (PeoPacettes)	Memphis	8-21	65.0	(4)	Susan Davis (Texas/Austin)	Coll Station	5- 1
14.53	(1)	Debbie Esser (IowaSt)	Minneapolis	5- 8	65.1	(2)	Linda Wright (LJTC)	Phoenix	3-21
14.54	(5)	Mary Officer (Oregon)	Manhattan	5-14	65.1	(2)	Syd Ekedahl (IllStU)	Kentucky	4-10
14.59h	(3)	Cheryl Hawthorne (Richmond,Ca)	Memphis	8-21	65.1	(3)	Stella Edwinson (MLTC)	San Jose	5- 1
14.60h	(4)	Stephanie Hightower (Unatt)	Los Angeles	6-14	65.1	(4)	Jeanette Chapman (KlubKey)	Lansdale	4-25
14.61s	(5)	Cindie Cummings (Unatt)	Los Angeles	6-14	65.25s	(7)	Linda Hightower (SAL)	Los Angeles	6-14
14.62	(3)	Teresa Everett (KansasSt)	Lawrence	4-16	65.51s	(8)	Johanna Hansen (SJCindergals)	Los Angeles	6-14
14.64	(4)	Mary Ellen Howe (ShawMissW)	Manhattan	4-16	65.69y	(2)	Janet Ruesser (KansasSt)	Ames	5-
14.67	(5)	Linda Beard (JacksonSt)	Austin	4- 4					
14.67s	(7)	Brenda Calhoun (Conn,HS)	Los Angeles	6-14					
14.71	(2)	Ethis Hunter (NOSuperdames)	Baton Rouge	5-29					
14.77	(1)	Stacy Allen (CCTC)	Baton Rouge	5-29					
14.82h	(3)	Jean Christensen (TCG)	Los Angeles	6-14					
14.86	(1)	Kathy Yuhas (CupYearlings)	Los Angeles	6-13					
14.86h	(4)	Mary Winnewisser (Unatt)	Los Angeles	6-13					
14.86h	(5)	Debra Deutsch (ShoreAC)	Los Angeles	6-14					
14.91h	(4)	Danette Alford (SunQueens)	Los Angeles	6-14					

#### 400 Meter Hurdles

57.24	(1)	Arthurene Gainer (PView)	Los Angeles	6-12
57.56	(2)	Debbie Esser (IowaSt)	Los Angeles	6-12
58.25	(2)	Mary Ayers (PView)	Wichita	5-29
58.62	(4)	Clydine Crowder (LATC)	Los Angeles	6-12
59.27	(2)	Teresa Wierson (PortTC)	Los Angeles	6-15
59.65s	(1)	Stephanie Vega (AtomsTC)	Los Angeles	6-14
60.6	(1)	Pat Collins El (AtomsTC)	Los Angeles	5-22
61.1	(2)	Tonetta Rumpf (AtomsTC)	West Point	6- 6
61.17s	(3)	Denise Anderson (FalconTC)	Los Angeles	6-11
61.27s	(4)	Deborah Romsek (BGreenSt)	Los Angeles	6-11
61.3t	(1)	Lois Davis (PhilHawks)	Wilmington	6- 6
61.3t	(1)	Tweet Faucett (KlubKey)	Wilmington	6- 6
61.31s	(2)	Allison Reed (LATC)	Los Angeles	6-14
61.47s	(3)	Penny Fales (CentJerTC)	Los Angeles	6-14
61.54	( )	Michelle Hopper (CSULA)		
61.79s	(5)	Lorraine Tummings (AtomsTC)	Los Angeles	6-11
62.1	(1)	Sandra Souza (TWU)	Denton	4-10
62.4	(2)	Georgia Evans (TWU)	Denton	4-10
62.5	(1)	Debbie Haladay (FalmouthTC)	Falmouth	6-27
62.52s	(2)	Melinda Obey (AtomsTC)	Los Angeles	6-14
62.60s	(6)	Elaine Carr (MichStU)	Los Angeles	6-11
62.63s	(3)	Debbie Cuevas (Unatt)	Los Angeles	6-14
62.70s	(4)	Carolyn Bing (SJCindergals)	Los Angeles	6-14
62.80s	(6)	Lena Gibbs (PView)	Los Angeles	6-11
63.00	(7)	Tami Essington (PeoPacettes)	Los Angeles	6-15
63.10	(1)	Patty Cape (LBC)	San Diego	5-31
63.2	(1)	Betty Spencer (AlcornSt)	Baton Rouge	5- 8
63.36	(1)	Amber Souza (Will's Spike)	San Diego	5-31
63.5	(1)	Sonya Hardy (BoulderCin)	San Jose	5- 1
63.5	(2)	Randee Burke (UWisconsin)	E.Lansing	4-30
63.6	(1)	Anita Jones (WKenU)	Kentucky	4-10
63.8	(1)	Mary Officer (OregonU)	Salem	4-17
63.80	(5)	Tammi Sherman (ShockerStrid)	Wichita	5-29
63.85	(6)	Jo Rasmussen (UMinnesota)	Wichita	5-29
63.9	(1)	Pat Mannies (TerreHauteTC)	Versailles	5-22
63.9	(1)	Gerdine Hall (MileHiTC)	Denver	5-31
64.18	(1)	Stacy Allen (CrescentCityTC)	Louisiana	5-29
64.2	(3)	Sylvia Floys (KKeystone)	Wilmington	6- 6
64.4	(1)	Louise Mueller (ATC)	Phoenix	6- 5
64.4	(1)	Alberta Martin (PremierTC)	Ladewood	
64.6	(3)	Ethis Hunter (NOSuperdames)	Gulf	6- 5
64.7	(2)	Jane Kearsley (UWash)	Salem	4-17
64.7	(3)	Ann Rutledge (AtomsTC)	Queens	5-29
64.71s	(6)	Kathy Zielezinski (IowaSt)	Los Angeles	6-14
64.8	(1)	Nanci Arnold (TexasTC)	Albuquerque	5- 2
64.8h	( )	Sheri Hohenstein (MSU)	E.Lansing	4-30
64.83	(1)	Connie Ulander (Duluth)	Minneapolis	5- 8
64.9	(2)	Kathy Weiss (TCG)	Denver	5-31
64.9	(3)	Brenda Billiard (FtMorganTC)	Denver	5-31



Lisa Vogelsang



Lynne Winbigler

**Discus**

180-11	(1) Jan Svendsen (SanJoseStars)	San Jose	5-
176-0	(1) Linda Langford (MillLions)	Los Angeles	6- 6
174-1	(1) Lynn Winbigler (OregonTC)	Los Angeles	6-12
171-0	(3) Monette Driscoll (LATC)	Modesto	5-22
164-5	(5) Lorna Griffin (FlatVT)	Los Angeles	6-11
163-0	(q) Linda Montgomery (TxTC)	Eugene	6-24
156-4	(6) Denise Wood (Unatt,NJ)	Eugene	6-25
155-9	(1) Marcia Mecklenburg (FalconTC)	Seattle	4-11
155-9	( ) Vivian Turner (USC)		
153-0	(1) Fran Hoogestraat (SDakStU)	Sioux Falls	6-23
153-0	(1) Helene Connell (ShoreAC)	Memphis	8-23
152-1	(1) Jackie Gordon (FlaTC)	Atlanta	5-22
151-9	( ) Lisa Vogelsang (UCLA)		
151-6q	(1) Debbie Stephens (KettStrid)	Los Angeles	6-14
150-9	( ) Julie Hansen (SeattlePacific)		
148-3	(8) Karen Marshall (OregonU)	Los Angeles	6-11
146-11	(2) Mary Ann Stevenson (OreTC)	Ludenscheid	7- 8
146-3	(1) Kathy devine (EmporiaSt)	Wichita	4-10
145-3	(3) Julie Cart (ScottsdaleTC)	San Diego	5-31
142-10	(3) Gina Piatt (WestPennTC)	Ludenscheid	7- 8
142-3q	( ) Christi Pyle (LATC)	Los Angeles	6-14
140-9	(2) Cindy Kiser (Branson,Md)	Memphis	8-23
140-7¼	(1) Kim Travers (FlaSTU)	Kentucky	4-10
139-1q	( ) Joanna Norton (Dragons)	Los Angeles	6-14
138-10	(4) Christy Tumberger (ShawMissE)	Manhattan	4-16
138-4	(1) Deanna Patrick (Kentucky,HS)	Morehead	5-15
138-3	(1) Judy Lane (CSUHayward)	Orinda	4-25
137-7	(1) Olga Oranda (TWU)	San Jacinto	2-28
136-2	(1) Betty Sheldahl (IowaSt)	Ames	5- 1
135-9	(3) Sue Kobza (Schuyler,Neb)	Memphis	8-23
135-3	(1) Susan Springer (SVTC)	Salinas	5-22
134-11q	( ) Kathy Picknell (Unatt)	Los Angeles	6-14
134-6	(4) Vicki Cobern (PaintRock,Tx)	Memphis	8-23
134-6q	( ) Mary walsh (ShoreAC)	Los Angeles	6-14
134-0	(2) Lori LaCombe (Morehead)	Brookings	4-20
133-11	(2) Susie Holzberlein (SDakStU)	Brookings	4-13
133-10	(2) Pam Koontz (NebraskaU)	Ames	5- 1
133-10	(3) Mary Petree (CWSC)	Seattle	4-11
133-7	(2) Jennifer Wagstaff (UCBerkeley)	Walnut	4-25
133-4	(4) Kim Baker (FalconTC)	Seattle	4-11
133-0q	( ) Denise Holloway (SJCinder)	Los Angeles	6-14
132-5	( ) Julie Pierce (UWis/Oshkosh)	Oshkosh	4-27
131-6	(1) Pia Haakansson (ArizSt)+	Phoenix	3- 6
131-4	(1) Lori Wasserburger (UWis)	E.Lansing	5- 1
130-11	(5) Karen Stampfli (SusanvilleCa)	Memphis	8-23
130-1	(6) Theresa Groshong (SwtHome,Or)	Memphis	8-23
130-0	(1) Martha Suhayda (Pitt)	Baltimore	5- 2

**4x100 Relay**

43.35	(7) US National Team	Montreal	7-31
44.83	(1) US Jr. National Team	Ludenscheid	7- 7
44.97	(1) Tennessee State TC	Los Angeles	6-12
45.2	(1) Texas Southern	Gulf	5- 6
45.33h	(1) Atoms TC	Los Angeles	6-11
45.34	(2) Prairie View A&M	Los Angeles	6-12
45.66	(2) Texas Woman's University	Wichita	5-29
45.66	(4) LA Mercuresses	Los Angeles	6-12
45.92s	(1) Millbrae Lions	Los Angeles	6-14
46.19s	(2) LA Mercuresses Jr.'s	Los Angeles	6-14
46.2	(1) Alcorn St.	Cleveland	4- 3
46.29	(6) Klub Keystone	Los Angeles	6-12
46.3	(2) Grambling	Prairie View	3-26
46.70s	(1) Metroplex Striders	Los Angeles	6-14
46.74	(1) Indy Chevettes	Los Angeles	6-15
46.76s	(3) Gazelles TC	Los Angeles	6-14
46.8	(4) Morgan St.	Philadelphia	4-24
46.98s	(4) New York PAL		



**Dana Collins**

**Ralph Merlino photo**

46.99s	(3) Chicago Zephyrs	Los Angeles	6-14
47.04	(1) Klub Keystone (14-15)	Los Angeles	6-13
47.05s	(4) Colorado Flyers	Los Angeles	6-11
47.08s	(4) Los Angeles TC	Los Angeles	6-14
47.1	(2) Mississippi Valley St U	Cleveland	4- 3
47.2	(1) West Suburban TC	Versailles	5-22
47.2	(1) Cal State U. Los Angeles		4-30
47.4	(1) Kearney State College	Kearney	3- 6
47.42	(3) Iowa State	Wichita	5-29
47.46s	(2) LA Mercuresses Jr.'s 'B'	Los Angeles	6-14
47.48	(4) Houston Astrobelles	Wichita	5-29
47.58	(1) Kansas State	Lawrence	4-16
47.62s	(5) Mayor Hatcher YF	Los Angeles	6-14
47.7	(1) Wisconsin Univ.	E.Lansing	5- 1
47.81s	(3) Southern Cal Cheetahs Jr.	Los Angeles	6-14
47.9	(1) Seattle Pacific College		
47.9	(1) Club Orange	Washington	4-17
47.9	(1) UCLA		3-26
47.9	(2) Michigan State U.	E.Lansing	5- 1
47.90s	(2) Groton TC	Los Angeles	6-14
47.94	(5) Topeka Thunderbolts	Wichita	5-29
47.98s	(4) Motor City TC	Los Angeles	6-14
48.0	(6) Delaware State College	Philadelphia	4-24
48.1	(1) Avon Browne HS	Philadelphia	4-24
48.19	(4) North Memphis TC	Baton Rouge	5-29
48.2y	(4) Jackson State	Austin	4- 3
48.2	(1) Chico State	Davis	4-17
48.2	(1) Muir HS, Ca		4-17
48.2	(2) Maryland U.	Baltimore	5- 2
48.24	( ) Peoria Pacettes		
48.24	(4) Oregon U.	Manhattan	5-15
48.38s	(5) Memphis-Shelby TF	Los Angeles	6-14
48.4	(2) Fremont HS, Ca		4-17
48.4	(2) Martin Luther King HS, Pa	Philadelphia	4-24
48.42s	(6) Frederick TC	Los Angeles	6-14
48.43s	(5) Berkeley East Bay TC	Los Angeles	6-14

48.45	(2) Los Angeles TC (14-15)	Los Angeles	6-13
48.46	(5) Kentucky U.	Manhattan	5-15
48.48s	(6) Long Beach Comets	Los Angeles	6-14
48.5	(1) Coolidge HS	Washington	4-17
48.5	(2) Track and Field Alliance	Washington	4-17
48.5	(2) Ohio TC	Versailles	5-22
48.5	(2) Southern/BR	Baton Rouge	
48.5	(2) Royal Knights	Kirkwood	6-26
48.59	(6) Texas TC	Wichita	5-29
48.6	(1) Cal Poly San Luis Obispo	San Luis O	3-26
48.6	(1) Cavalettes TC	Washington	3-28
48.6	(2) Alabama St U.	Nashville	4- 3
48.6	(2) Graceland College	Minneapolis	5- 8
48.7y	(1) New Mexico St U.	Tempe	4-10
48.80	(1) Berkeley East Bay TC (12-13)	Los Angeles	6-13
48.80	(1) Memphis Shelby TF (14-15)	Los Angeles	6-13
48.8	(1) Kirkwood TC	Kirkwood	5-16
48.8	(3) Minnesota U.	E.Lansing	5- 1
48.92	(1) Southern Cal Cheetahs (14-15)	San Diego	5-31
48.99	(2) Rialto Roadrunners	San Diego	5-31
49.0	(1) U. Nevada Las Vegas	Las Vegas	3-13
49.0	(1) Compton College	Valencia	5- 1

**Javelin**

218-3	(1) Kate Schmidt (LATC)	Los Angeles	6-12
203-10	(2) Karin Smith (UCLA)	Los Angeles	6-12
193-6	(2) Cathy Sulinski (MillLions)	Modesto	5-22
191-7	(2) Sherry Calvert (LITC)	Eugene	6-20
184-6	(1) Barbara Friedrich (ShoreAC)	West Point	6- 6
174-6	(4) Barbara Whitfield (Unatt)	Modesto	5-22
170-7	(4) Lynn Cannon (MillLions)	Eugene	6-20
165-5	( ) Kitsy Hall (Oregon,HS)		
164-2	(1) Lisa Kirk (OregonTC)	Corvallis	2-21
159-9	(1) Susie Norton (KansasSt)	Wichita	4-10
156-11	(1) Marsha Melvin (OreCollEd)	Eugene	5-22
154-6	(6) Marilyn White (VOS)	Los Angeles	6-12
154-4	(2) Lisa Van Benthem (Unatt)	SantaBarbara	2-15
154-3	(2) Donna Dietrich (SanDiegoSt)	Redlands	4- 3
153-4	(2) Rene Lambrecht (OreCollEd)	Eugene	5-22
152-3	(1) Connie Gassen (LATC)	Walnut	4-25
149-4	(3) Keri Camarigg (ShoreAC)	Los Angeles	6-15
147-2	(q) Sonja Bennett (GazelleTC)	Eugene	6-19
146-9	(1) Lyman (SUNY/Cortland)	Cornell	4-17
145-4	(2) Marsha Poppe (KansasSt)	Manhattan	4-16
145-3	(1) Monica Stltenburg (PortStU)	Salem	4-17
145-0	(4) Jackie Nelson (BA)	Los Angeles	6-15
142-10	Raedean Rona (Pats/USA)	Northridge	2-29
141-4	(2) Charm Bishop (SCC)	San Diego	5-30
141-1	(2) Cathy Corr (LakewoodITC)	Los Angeles	5-22
139-2	(1) Doris Okufuo (Grambling)	PrairieView	3-26
138-7	(1) Dee Simon (UWis/StevensPt)	Kenosha	5- 1
138-5	(5) Sylvia Medrano (UNLV)	Walnut	4-24
137-10	(1) Patty Douglas (LibertyAC)	Falmouth	6-27
137-5	(1) Lynn Polk (FalconTC)	Seattle	4-11
137-1	(3) Lori Jepson (USC)		4-30
137-0	(1) Debbie Dibb (Unatt)	Azusa	5- 9
136-1	(1) Jill Hirschinger (NMexStU)	Tempe	4-10
135-1	(1) Edee Madsen (UWis/LaCrosse)	LaCrosse	4-28
133-7	(2) Cindy Van Hulle (PacLuthU)	Seattle	4-11
132-7	(1) Susie Snider (Baylor)	Denton	4-10
132-5	(1) Mary Noakes (TxTC)	Albuquerque	5- 2
132-4	(4) Lorelei Van Benthem (Unatt)	SantaBarbara	2-15
131-9	(3) Becky Seavers (UWis/Stevens)	Kenosha	5- 1
130-10	(3) Jan Wilson (OklahomaSt)	Ames	5- 1
130-1	(1) Shelly McGee (Dickinson)	Minneapolis	5- 8



Karin Smith

Ralph Merlino photo

**Mile Walk**

7:10.9	(1) Sue Brodock (RRR)	Irvine	1-25
7:30.3	(1) Lisa Metheny (RRR)	Los Angeles	6-30
7:46.1	(1) Cindy Johnson (BA)		2-27
7:46.5	(1) Tracy Trisco (BA)	San Diego	5-31
7:47.5	(1) Cindy Vaughn (RedCityFly) 13y	San Diego	5-31
7:51.0	(1) Teri Teegarden (BA)	SantaBarbara	2-15
7:55.9	(2) Linda Bottlik (RRR) 12-13y	Los Angeles	6-13
7:57.5	(1) Linda Brodock (RRR)	Phoenix	3-21
7:57.9	(1) Vicki Cook (RRR) 11y	Los Angeles	6-13
7:58.1	(1) Joyce Brodock (RRR) 12-13y	Los Angeles	5-22
8:01.7	(3) Becky Villalvazo (RRR)	Los Angeles	6-13
8:02.0	(2) Jessica Waskow (RRR) 13y	Los Angeles	5-22
8:02.1	(4) Shelley Quintana (BA) 12-13y	San Diego	5-31
8:02.1	(2) Georgia Sakelarios (RCF)	San Diego	5-31
8:02.7	(2) Chris Ramirez (SBS) 10-11y	Los Angeles	6-13
8:03.8	(3) Lynn Holmbeck (PatsUSA)	Los Angeles	5-22
8:03.8	(3) Kathy Kiernan (BA) 10-11y	Los Angeles	6-13
8:04.9	(1) Liz Dufour (AzTC)	Phoenix	6- 5
8:05.5	(1) April Hickey (PatsUSA) 12-13	San Diego	5-31
8:05.6	(5) Sharlene McGinley (SBS)	San Diego	5-31
8:05.9	(4) Laura Spencer (CupYearTC)	Los Angeles	6-13
8:07.3	(2) Samantha Rodella (PatsUSA) 10	Los Angeles	5-22
8:09.2	(2) Cindy Nunez (RRR) 10-11y	Walnut	5- 8
8:10.6	(6) Sandy Pollack (STC)	Los Angeles	6-13
8:13.4	(3) Jill Steiner	Irvine	1-25
8:13.6	( ) Christie Jiminez (RRR)	San Diego	5-30
8:17.0	(5) Amy Spangler (ArrowTC—	Los Angeles	6-13
8:17.3	(4) Diane Gorenburg (RRR) 10-11y	Los Angeles	6-13
8:19.9	(1) Julie Partridge (MAC)	Memphis	8-23
8:22.6	(2) Karen Sheets (Groton,Conn)	Memphis	8-23
8:22.6	(6) Melissa Steinle (SCC)	Los Angeles	6-13
8:23.2	(3) Tricia Moore (BK)	Memphis	8-23
8:24.3	( ) Kimi Durham (RCF)	San Diego	5-30

# US LIST (Continued)

## 4x200 Relay

1:35.4	(1)	Delaware State College
1:36.4	(1)	Tennessee State
1:41.9	(1)	Northwestern HS, Fla
1:43.4	( )	Motor City TC
1:43.68	(1)	Texas Southern
1:43.8y	(1)	Thomas Jr HS, Tx
1:43.8	(1)	Seattle Pacific College
1:43.9	(1)	U. Oregon
1:44.5	(1)	Mercury TC

## 4x880 Relay

8:34.44	(1)	Los Angeles TC	Los Angeles	6-12
8:36.83	(2)	Falcon TC	Los Angeles	6-12
8:40.33	(3)	Blue Ribbon TC	Los Angeles	6-12
8:51.07	(4)	Metroplex Striders	Los Angeles	6-12
8:53.97	(5)	San Jose Cindergals	Los Angeles	6-12
8:54.92	(1)	Grambling	Austin	4-3
8:59.8	(2)	Berkeley East Bay TC	Los Angeles	6-15
9:00.6	(6)	Blue Angels	Los Angeles	6-12
9:02.0	(7)	Los Angeles TC 'B'	Los Angeles	6-12
9:04.5	(5)	The Colorado Gold	Los Angeles	6-15
9:10.30	(2)	Prairie View A&M	Austin	4-3
9:14.34	(3)	Texas U./Austin	Austin	4-3
9:16.12	(4)	Baylor	Austin	4-3
9:16.4	(7)	Rialto Roadrunners	Los Angeles	6-15
9:18.0	(1)	Kansas St	Manhattan	5-15
9:18.8	(1)	Blue Angels (14-15)	Los Angeles	6-13
9:19.8	(1)	Iowa State	Minneapolis	5-8
9:20.7	(2)	Kettering Striders	Versailles	5-22
9:21.6	(1)	U. Minnesota	E.Lansing	5-1
9:21.6	(2)	Oregon U.	Seattle	4-4
9:23.1	(1)	Atoms TC	Staten Island	5-8
9:23.8	(3)	Colorado St U	Manhattan	5-15
9:24.4	(2)	Wisconsin/Madison	E.Lansing	5-1
9:26.4	(4)	U. Washington	Manhattan	5-15
9:29.4	(3)	San Jose Cindergals (14-15)	Los Angeles	6-13
9:29.4	(3)	Michigan State	E.Lansing	5-1
9:30.0	(2)	Mississippi Valley St U	Houston	5-
9:30.6	(9)	Liberty AC	Los Angeles	6-15
9:33.0	(8)	Falmouth TC	Los Angeles	6-12
9:33.4	(1)	Texas Woman's University	Denton	4-10
9:35.0	(10)	Memphis Shelby TF	Los Angeles	6-15
9:38.9	(2)	North West Missouri	Minneapolis	5-8
9:39.6	( )	Rialto Roadrunners (Jr.'s)	Los Angeles	5-22
9:40.2	(2)	Klub Keystone	Staten Island	5-8
9:40.3	(3)	Moorhead St.	Minneapolis	5-8
9:41.78	(3)	Iowa St 'B'	Ames	5-1
9:43.0	(1)	Florida St. U.	Kentucky	4-10
9:43.7	(1)	Seattle Pacific College	Eugene	4-2
9:44.0	(2)	Southern Cal Cheetahs	Azusa	5-9
9:44.3	(1)	Arizona TC	Phoenix	6-5
9:46.0	(5)	West Suburban TC (14-15)	Los Angeles	6-13
9:47.5	(2)	New Image TC	Wilmington	6-6
9:50.8	(4)	Gazelle TC	Seattle	4-11
9:53.1	(4)	U. Nebraska	Minneapolis	5-8
9:53.7	(4)	Ohio St.	E.Lansing	5-1
9:57.4	(5)	U. Oregon 'B'	Seattle	4-11

## Distance Medley Relay (440-880-1320-Mile)

11:41.31	(1)	Kansas State	Wichita	4-10
11:50.8	(1)	Falcon Track Club	Seattle	4-11
11:57.6	( )	Blue Angels TC		4-10
12:19.1	(1)	Blue Ribbon TC	Michigan	6-19
12:32.8	(2)	Southern Cal Cheetahs		4-10
12:33.0	( )	Santa Barbara HS, Ca	Arcadia	4-17

12:36.6	(2)	U. Oregon	Seattle	4-11
12:44.8	(3)	Oregon State	Seattle	4-11
12:48.6	(5)	Gazelles TC	Seattle	4-11
12:54.0	(3)	Quad City Cobras		4-10
12:57.6	(1)	Madison HS SD, Ca	Walnut	4-24

## Medley Relay (220-110-110-440)

1:36.4	(1)	Tennessee State U.	Knoxville	4-10
1:38.7	(1)	LA Mercurettes	Los Angeles	6-12
1:40.04	(1)	Prairie View A&M	Austin	4-4
1:41.08	(2)	Texas Woman's University	Austin	4-4
1:41.5	(1)	Atoms TC	Tempe	4-11
1:41.9	(1)	Grambling	Prairie View	3-26
1:42.03s		Klub Keystone	Los Angeles	6-11
1:42.2s	( )	Texas Southern	Los Angeles	6-11
1:42.6s	(3)	Colorado Flyers	Los Angeles	6-11
1:42.6s	(4)	New York PAL	Los Angeles	6-11
1:42.8	(2)	Jackson St	Des Moines	4-25
1:43.09s	( )	Klub Keystone Jr.'s	Los Angeles	6-14
1:43.5s	( )	Los Angeles TC	Los Angeles	6-11
1:43.91	(2)	Klub Keystone 'B' Jr.'s	Los Angeles	6-15
1:44.45	(3)	Motor City TC	Los Angeles	6-15
1:44.6	(5)	Texas TC	Los Angeles	6-12
1:44.6	(6)	New Orleans Superdames	Los Angeles	6-12
1:44.9	(2)	Morgan St U.	Wilmington	6-6
1:45.0s	( )	Peoria Pacettes	Los Angeles	6-11
1:45.06	(4)	Metroplex Striders	Los Angeles	6-15
1:45.2	(3)	Kearney State	Des Moines	4-25
1:45.5	(2)	Colorado St U	Tempe	4-11
1:45.8s	(5)	LA Mercurettes 'B'	Los Angeles	6-11
1:46.0	(1)	Houston Astrobelles	Baton Rouge	5-15
1:46.13	(6)	Southern Cal Cheetahs	Los Angeles	6-15
1:46.17s	( )	Groton TC	Los Angeles	6-14
1:46.2	(1)	Los Angeles TC	Los Angeles	6-13
1:46.5	(5)	U. Minnesota	Des Moines	4-25
1:46.53	(2)	Alcorn St	Baton Rouge	5-29
1:46.8	(2)	Klub Keystone (14-15)	Los Angeles	6-13
1:46.94	(2)	Mississippi Valley St U	Baton Rouge	5-29
1:47.26s	( )	Southern Cal Cheetahs (jr)	Los Angeles	6-14
1:47.3	(1)	Falcon TC	Seattle	4-11
1:47.3	(7)	U. Wisconsin/Madison	Des Moines	4-25
1:47.31	(1)	Southern Cal Cheetahs (14-15)	San Diego	5-31
1:47.34	(3)	North Memphis TC	Baton Rouge	5-29
1:47.51s	( )	Frederick TC	Los Angeles	6-14
1:47.58	(3)	Houston Astrobelles	Austin	4-4
1:47.70	(4)	Crescent City TC	Baton Rouge	5-29
1:47.8	(1)	Mile High Denver TC	Albuquerque	5-2
1:47.8	(2)	Alabama St U.	Nashville	4-3
1:47.9	(8)	Graceland College	Des Moines	4-25
1:48.03s	( )	Central Jersey TC	Los Angeles	6-14
1:48.11s	( )	Portland TC	Los Angeles	6-14
1:48.13s	( )	Memphis Shelby TF	Los Angeles	6-14
1:48.3	(1)	Rialto Roadrunners (14-15)	Los Angeles	6-13
1:48.4s	( )	Mayor Hatcher YF	Los Angeles	6-14
1:48.6	(3)	Northside TC	Gulf	5-6
1:48.7	(2)	Cupertino Yearlings (14-15)	Los Angeles	6-13
1:48.8	(1)	Delaware State College	Washington	4-10
1:49.1	(4)	Patriots USA (14-15)	Los Angeles	6-13
1:49.1s	( )	Sun Queens	Los Angeles	6-14
1:49.10s	( )	Berkeley East Bay TC	Los Angeles	6-14
1:49.3	(3)	Brooklyn Cheetahs	Queens	5-29
1:49.4	(1)	W. Wisconsin/Milwaukee	Kenosha	5-1
1:49.4	(5)	West Suburban TC (14-15)	Los Angeles	6-13
1:49.5	(2)	U. Oregon	Seattle	4-11
1:49.5	(2)	The Colorado Gold	Denver	5-31
1:49.6	(1)	Santa Ana Valley HS, Ca	Claremont	5-8
1:49.7	(1)	University of Southern Cal	San Luis O	3-26
1:50.0	(3)	Berkeley East Bay TC (14-15)	Los Angeles	6-13

## Long Jump

22-3	(1) Kathy McMillan (HokeCo.,NC)	Los Angeles	6-12			
21-7½	(q) Sherron Walker (SeattlePac)	Eugene	6-19			
21-6	(3) Martha Watson (LITC)	Eugene	6-19			
20-11¼	(1) Vicki Betts (Maccabi)	Los Angeles	6- 6	18-10½	(p) Heidi Hertz (FlaU)	SantaBarbara 5-29
				18-10¼	(1) Pat Helms (KlubKeystone)	Staten Is 5- 8
20-10½	(4) Willye White (ChiStU)	Los Angeles	6-11	18-10¼	(5) Sondra Obermeir (NebTC)	Los Angeles 6-15
20-10	(p) Jane Frederick (LATC)	Eugene	6-22	18-10¼	(6) Teri Seippel (KettStrid)	Los Angeles 6-15
20-9½	( ) Marilyn King (MillLions)			18-9	(2) Cathy Newman (Unatt)	Houston 5-
20-9¼	(2) Modupe Oshikoya (LATC)+	Tempe	4-11	18-9	(4) Gail Douglas (LBComets)	San Diego 5-31
20-8½	( ) Jodi Anderson (PremierTC)			18-8¾	(2) Cheryl Butler (ClubEast)	Wilmington 6- 6
20-8¼	(2) Lorraine Ray (CYC,Miami)	Atlanta	5-22	18-8½	(3) Maxine Graham (FlemingburgKy)	Memphis 8-23
20-1¾	(p) Gale Fitzgerald (AtomsTC)	Eugene	6-22	18-8¼	(4) Judy Pollion (Memphis,Tn)	Memphis 8-23
20-1¼	(3) Karen Elmore (MillLions)	Coll Park	8- 7	18-8	(1) Denise Washington (SouthernBR)	Baton Rouge
19-11½	(1) Sheila Pettit (PView)	Wichita	5-29	18-7¾	(q) Nancy Malloy (Unatt)	Los Angeles 6-14
19-10¾	(9) Diane Kummer (Maccabi)	Los Angeles	6-11	18-7½	(1) Lisa Gourdine (ElToroHS,Ca)	Claremont 5- 8
19-10½	(1) Celeste Johnson (IowaSt)	Minneapolis	5- 8	18-7¼	( ) Kerry Zwart (LATC)	Ludenscheid 7- 8
19-7½	(1) Donna Pope (IndianaSt)			18-7	(1) Cynthia Rhodes (MesaTC) 12-13	Phoenix 2-21
19-6¾	(1) Patsy Walker (Yelm,Wash)	Memphis	8-23	18-7	(1) Pat Koehler (ColoStU)	Denver 5-31
19-6¼	(3) Kim Schofield (Unatt)	Wichita	5-29	18-7	(1) Sande Lambert (Tx,HS)	Deer Park 4- 3
19-6½	(1) Diane Bates (MissUW)	Kentucky	4-10	18-7	(3) Dorothy Bartee (AlcornSt)	Prairie View 3-26
19-6½	(2) Kim Moran (LATC)	San Diego	5-31	18-7	(6) Sandra Myers (Windon,Ks)	Memphis 8-23
19-5¾	(3) Lisa Kinimaka (SJCindergals)	Los Angeles	6-15	18-6¾	(2) Laurel Vietzke (MichStU)	E.Lansing 5- 1
19-5½	(1) Mary Ayers (PView)	Prairie View	4-	18-6¼	(3) Arnetta Robinson (LATC)	Los Angeles 6- 6
19-5½	(2) Mary Officer (UOregon)		5-	18-6	(1) Judy Fontaine (AGAA)	Knoxville 4-10
19-4¾	(2) Ulinda Capers (Seattle,Wash)	Memphis	8-23	18-6	(1) Sharon Billis (FtLauderdale)	Miami 7-24
19-4	(1) Roxanne Keating (CactusWrens)	Phoenix	6- 5	18-6	(5) Sandra Howard (LBComets)	San Diego 5-31
19-3¾	(1) Marilyn Linsenmeyer (TxTC)	Houston	5-			
19-3	(1) Jeanette Smiley (SeatPac)	Seattle	4-11			
19-2¼	(4) Anita Lee (MichiganSt)	Wichita	5-29			
19-2	(p) Mitzi McMillan (LITC)	Eugene	6-22			
19-1½	(1) Yvonne Smith (NYPAL)	West Point	6- 6			
19- ¼	(6) Denise Groom (MetroplexStrid)	Wichita	5-29			
18-11½	(q) Regina White (KlubKeystone)	Los Angeles	6-14			
18-11	(1) Mary Smith (KirkwoodTC)	Kirkwood	5-16			
18-10¾	(1) Bo Williams (UWisconsin)	E.Lansing	5- 1			
18-10¼	(p) Dana Collins (SalemTC)	Eugene	6-22			

## Long Jump (Wind-aided)

22-3	(q) Kathy McMillan (NCHS)	Eugene	6-19
21-8¼	(2) Sherron Walker (SeaPacColl)	Eugene	6-22
21-2	(1) Martha Watson (LITC)	Northridge	3-20
20-11½	(q) Jodi Anderson (PremierTC)	Eugene	6-19
20-10½	(1) Marilyn King (MillLionsTC)	San Jose	5- 1
20-9½	(1) Willye White (ChicagoSt)	Lawrence	4-16
20-9¼	(q) Lorraine Ray (CYC,Fla)	Eugene	6-19
19-8¼	(5) Karen Elmore (MillLionsTC)	Modesto	5-22



Diane Kummer



Kathy McMillan

### High Jump

6-2½	(5) Joni Huntley (USA/OreSt)	Montreal	7-28	5-8	(2) Maureen Fitzpatrick (Jets,Pa)	Wilmington	6- 6
6-1¾	(1) Paula Girven (FlaTC)	Eugene	6-24	5-7¾	(1) Lisa Peters (SCC) 13y	Los Angeles	6-13
6- ½	(2) Pam Spencer (FalconTC)	Los Angeles	6-12	5-7¼	(p) Dana Collins (SalemTC)	Claremont	5- 2
6-0	(1) Audrey Reid (TWU)+	Wichita		5-7¼	(1) Bev Washington (U.Ill.)	E.Lansing	5- 1
5-11¼	(1) Louise Ritter (RedOak,Tx)	Gulf	5- 6	5-7	(p) Ann Turcotte (Unatt)	Denton	4-10
5-11	(1) Susan Hackett (Unatt)	Baton Rouge	3- 6	5-7	(4) Ribik (Pitt)	Manhattan	5-15
5-11	(3) Modupe Oshikoya (LATC)+			5-7	(5) Cindy Gilbert (UCLA)	Walnut	4-24
5-10¾	(1) Anne Gilliland (AOC)	Albuquerque	4-24	5-7	(1) Sue Long (GahrHS,Ca)	Cerritos	
5-10	(1) Patsy Walker (Yelm,Wash)	Memphis	8-23	5-7	(q) Monique Donithan (CW)	Los Angeles	6-21
5-10	(1) Karen Moller (DelSptsClub)	Atlanta	5-22	5-7	(4) Kim Ponosny (Depew,NY)	Memphis	8-23
5-10	(1) Connie Dorsey (TerreHauteTC)	Knoxville	4-10	5-7	(5) Missy Meeker (Waterville,O)	Memphis	8-23
5-10	(1) Marilyn Wiese (KearneySt)	Kearney	3-20	5-6½	(2) Marsha Kinney (GazelleTC)	Seattle	4-10
5-10	(p) Marilyn King (MillLions)	Eugene	6-21	5-6½	(p) Mitzi McMillan (Unatt)	SantaBarbara	5-28
5-10	(2) Andrea Bruce (PView)+	Austin	4- 3	5-6¼	(1) Lori Anderson (ScottsdaleTC)	Phoenix	5- 1
5-10	(2) Kari Gosswiller (SAL)	Los Angeles	6-15	5-6¼	(1) Joan Brockhaus (Hill&Plains)	Aberdeen	5-29
5-9¾	(p) Jane Frederick (LATC)	SantaBarbara	3-	5-6¼	(p) Gale Fitzgerald (AtomsTC)	Montreal	7-25
5-9	(2) Candy Ross (BEBTC)	Berkeley	6- 6	5-6	(1) Theresa Smith (SeattlePac)	Seattle	3- 6
5-9	(4) Becky Deetz (Unatt)	Los Angeles	6-11	5-6	(1) Luana Morris (SEugene,HS)	Estacada	4-10
5-9	(5) Lisa Plummer (PeoPacettes)	Los Angeles	6-12	5-6	(1) Sandi Tyler (LITC)	Long Beach	4- 4
5-9	(5) Jalene Chase (Unatt)	Eugene	6-24	5-6	(1) Ellen Fargo (Unatt) 13y	San Diego	5-15
5-9	(2) Cathy Cook (BA)	Mexico City	7-10	5-6	(1) Lynn Sheffield (Tenn)	Nashville	3-27
5-9	(2) Sharon Burrill (Denver,Colo)	Memphis	8-23	5-6	(1) Kathy Eastridge (Purdue)	Kentucky	4-10
5-9	( ) Pam Blackburn (Cal,HS)			5-6	(1) Diane Butler (JacksonvilleF)	Miami	7-24
5-8½	(1) Chris Remmling (Unatt)	Lakewood	5- 1	5-6	(2) Cindy Sandberg (Unatt)		1-23
5-8½	( ) Sally Layman (SpokKiwani)	Spokane	5-22	5-6	(2) Judy Becker (St.XavierHS,Ks)	Lawrence	4-17
5-8½	(3) Denise Cornell (SalinasValley)	Los Angeles	6-15	5-6	(2) Judy Pollion (NMemphis)	Baton Rouge	5-29
5-8½	(4) Terri Goethals (GazelleTC)	Los Angeles	6-15	5-6	(2) Rebecca Williams (MissVallTC)	Baton Rouge	5-29
5-8½	(6) Brenda Little (LITC)	Los Angeles	6-15	5-6	(3) Candice Zbieranek (LITC)	San Diego	5-31
5-8½	(p) Marilyn Linsenmeyer (TxTC)	Eugene	6-21	5-6	(6) Fran Simon (CSULB)	Manhattan	5-15
5-8½	(3) Tammie Thomas (Eules,Tx)	Memphis	8-23	5-6t	(6) Joan Brockhaus (Rosholt,SD)	Memphis	8-23
5-8	(1) Teri Seippel (KettStriders)	Nashville	4- 3	5-6t	(6) Debbie Crawford (KanCity,Ks)	Memphis	8-23
5-8	(1) Anita Lee (MichSt)		4-	5-6	( ) Julie Lendl (RoyalHS,Ca)		

# SUBSCRIBE NOW



## WOMEN'S TRACK WORLD



**\$10<sup>00</sup>** per year

**\$12<sup>00</sup>** foreign

TO: WOMEN'S TRACK WORLD  
P.O. BOX 886  
MENTONE, CA 92359

THE ONLY PUBLICATION IN  
THE WORLD DEVOTED  
EXCLUSIVELY TO WOMEN'S  
TRACK & FIELD ATHLETICS

Please enter my subscription to **WOMEN'S TRACK WORLD**. I am enclosing \$10.00 for a year of issues. (\$18.00 Air Mail)

NAME \_\_\_\_\_

ADDRESS \_\_\_\_\_


CITY \_\_\_\_\_ STATE \_\_\_\_\_ ZIP \_\_\_\_\_

### Shot Put

54-4	(1) Maren Seidler (MDYF)	Los Angeles	6-11
53-1	(1) Kathy Devine (EmporiaSt)	Manhattan	5-15
51-5	(2) Marcia Mecklenburg (SPC)	Manhattan	5-15
49-8½	(2) Mary Jacobson (Unatt)	Lawrence	4-17
49-8	(2) Jane Frederick (LATC)	Modesto	5-22
49-5	(1) Jan Svendsen (SanJoseStars)	Tempe	4-11
49-4½	( ) Denise Wood (Un,Haledon,NJ)		
49-1	(1) Emily Dole (LITC)	Los Angeles	1- 4
48- ½	(1) Susie Snider (BaylorU)	Coll Station	5- 1
47-1¾	(1) Karen Marshall (OreTC)	Eugene	5-22
46-9	(3) Evelyn Okeke (OreCollEd)	Manhattan	5-15
46-7¾	(1) Jessie Riddle (KansasSt)	Manhattan	3-13
46-6	(1) Pam Porter (SDakStU)	Aberdeen	5-29
46-1½	(1) Denise Holloway (SanJoseColl)	Walnut	4-25
45-10	(2) Desiree Gronwald (BCinderbelle)	Denver	5-32
45-2½	(2) Janice Stuckey (Burrton,Ks)	Memphis	8-23
44-10½	(5) Deanna Patrick (KyBlueDiamond)	Lexington	5-15
44-10½	(2) Jan Schwartz (HighlandJC)	Wichita	5-29
44-6	(2) Kerry Zwart (LATC)	Los Angeles	5-23
44-5¾	(3) Cindy Kiser (Branson,Md)	Memphis	8-23
44-2¼	(p) Gale Fitzgerald (AtomsTC)	Eugene	6-21
44-0	(1) Lynn Colby (UWis/Platteville)	Kenosha	5- 1
43-9	(1) Elrose Francis (NOSuperdames)	Gulf	5- 6
43-6	(4) Christy Tumberger (ShawMissN)	Lawrence	4-17
43-4½	(3) Olga Aranda (TWU)	Wichita	5-29
43-1½	(q) Kelly Curran (TCG)	Los Angeles	6-14
43-1	(4) Linda Montgomery (TxTC)	Wichita	5-29
43-1	(2) Fran Hoogestraat (SDakStU)	Sioux Falls	6-23
42-8¼	(1) Jennifer Wagstaff (UCB)	Walnut	4-25
42-8¼	(1) Debbie Glass (UWis/LaCrosse)	LaCrosse	4-28
42-7¼	(1) Kim Travers (FlaStU)	Kentucky	4-10
42-2½	(2) Linda Long (KSU)	Ames	5- 1
42-2	(1) Geneva Pla (JacksonSt)	Prairie View	3-26
42-2	(1) Anne Okonek (UWis/StevensPt)	Stevens Pt	4-14
41-11½	(5) Mary Noakes (TxTC)	Wichita	5-29
41-11¼	(p) Marilyn King (MillLions)	Eugene	6-21
41-10¼	(3) Ella Abercrombie (SFAustin)	Denton	4-10
41-9¾	(1) Debe Bender (SpokFallsCC)	Spokane	3-18
41-9¾	(4) Wendy Whitley (Levittown,Pa)	Memphis	8-23
41-9	(2) Gina Piatt (WestPennTC)	Los Angeles	6-13
41-6¾	(6) Janice Stuckey (Unatt)	Wichita	5-29
41-6½	(8) Caryl Van Pelt (EastsideTC)	Los Angeles	6-15
41-3¾	(5) Sharon Lotmore (NMiami,Fla)	Memphis	8-23
41-2½	(1) Marilyn Linsenmeyer (TxTC)	Houston	5-
41-1¼	(3) Susan Springer (SVTC)	Los Angeles	6-13
41-0	(6) Carol McCauley (PlainfieldNJ)	Memphis	8-23
40-11	(3) Lesley Winbigler (UOregon)	Eugene	4- 2
40-10¼	(4) Jackie Nelson (BA) 14-15	Los Angeles	6-13
40-7¾	(3) V. White (Astrobelles)	San Jacinto	2-28
40-7¾	(12) Mary Ann Johnson (PeoPacettes)	Los Angeles	6-11
40-6½	(4) Lynn Winbigler (OreTC)	Eugene	4- 2
40-6½	(1) Victoria Williams (MercuryTC)	Marietta	6-19
40-6	(3) Debbie Raddatz (Neb/Lincoln)	Kearney	3-20
40-6	(4) Donna Short (KearneySt)	Kearney	3-20
40-4	(3) Vivian Rollins (TxSoU)	Prairie View	3-26
40-3½	(1) Chase (CSULA)		4- 9
40-3½	(5) Rose Kuehler (TWU)	Coll Station	5- 1
40-3	(1) Kelly Bailey (CSUHayward)		4-17
40-1½	(1) Teresa Groshong (SweetHomeOrHS)	Estacada	4-10
40- ¾	(4) Carrie Kelly (TWU)	Denton	4-10

### 8 LB Shot Put

49-9½	(1) Kelly Curran (TCG)	Memphis	8-23
47-3¾	(1) Deanna Patrick (KyBlueDia)	Lexington	5-15
45-10	(1) Fran Hoogestraat (SDakStU)	Sioux Falls	6-23



Marcia Mecklenburg

### Pentathlon

4732	(1) Jane Frederick (LATC)	SantaBarbara	3-31
4417	(2) Gale Fitzgerald (AtomsTC)	Eugene	6-22
4374	(3) Marilyn King (MillbraeTC)	Eugene	6-22
4359	(1) Modupe Oshikoya (LATC)	Irvine	5-16
4339	(4) Marilyn Linsenmeyer (TexasTC)	Eugene	6-22
4109	(5) Dana Collins (SalemTC)	Eugene	6-22
3994	(6) Mitzi McMillin (LITC)	Eugene	6-22
3966	(2) Teri Seippel (KetteringStrid)	Wilberforce	5- 2
3928	(3) Nancy Kindig (NebraskaTC)	Tallinn	7- 3
3897	(7) Heide Hertz (U.Florida)	SantaBarbara	5-29
3871	(1) Kerry Zwart (LATC)	SantaBarbara	5-29
3829	(4) Patsy Walker (ThurCoStriders)	SantaBarbara	5-29
3796	(5) Lisa Kinimaka (SJCindergals)	SantaBarbara	5-29
3783	(8) Linda Cornelius (UNevLasVegas)	SantaBarbara	5-29
3767	(9) Sandi Tyler (LITC)	SantaBarbara	5-29
3764	(6) Linda Karecki (WSuburbanTC)	SantaBarbara	5-29
3763	(2) Laura Blank (UWis/Milwaukee)	Manhattan	5-15
3744	(3) Lori West (UColorado)	Manhattan	5-15
3725	(7) Denise Cornell (SalinasVTC)	SantaBarbara	5-29
3711	(8) Anne Gilliland (Unatt)	SantaBarbara	5-29
3707	(10) Mary Officer (OregonTC)	SantaBarbara	5-29
3633	(9) Julie Faris (NebraskaTC)	SantaBarbara	5-29
3588	(5) Norma Pyle (OreColofEd)	Manhattan	5-15
3570	(12) Judy Fontaine (AGAA)	SantaBarbara	5-29
3565	(6) Lynch (VermontUniversity)	Manhattan	5-15
3546	(1) Shelley Harris (Unatt)	Phoenix	5- 1
3544	(10) Kathy Johnson (N.EugeneHS)	SantaBarbara	5-29
3457	(2) Carol Hancock (ArizonaSt)	Tempe	4-10
3396	(2) Jenny Stary (SAL)	Claremont	5- 2
3359	(2) Monique Donithan (VOS)	Phoenix	5- 1
3345	(11) Sharon Brombach (USC)	SantaBarbara	5-29
3333	(12) Kathy Schmidt (HancockColl)	SantaBarbara	5-29
3327	(1) Carolyn Zeller (Redlands HS)	Claremont	5- 8
3325	(13) Dalal Ahmad (Unatt)	SantaBarbara	5-29
3283	(3) Kim Costello (Unatt)	Claremont	5- 2
3279	(3) Debbie Cassity (Unatt)	Phoenix	5- 1
3268	(13) Gail Douglas (ComptonColl)	SantaBarbara	5-29
3267	(3) Pia Haakansson (ArizStU)+	Tempe	4-10
3238	(4) Carla Mann (Unatt)	Phoenix	5- 1
3219	( ) Angela Wind (SAL)	Valencia	4-17
3209	(14) Mary Harrington (ColStU)	SantaBarbara	5-29





Jan Merrill

Lisa Plummer



US List photos by: Bill Leung, Jr. (3), Jeff Johnson (8) and Ralph Merlino (4).

### 3000 Meters

8:54.95	(3)	Francie Lutz (PCC)	College Park	8- 7
8:57.17	(1)	Jan Merrill (AGAA)	Los Angeles	6-12
9:19.55	(2)	Teri Anderson (AIA)	Los Angeles	6-12
9:22.65	(3)	Peg Neppel (IowaSt)	Los Angeles	6-12
9:26.54	(4)	Julie Brown (LATC)	Los Angeles	6-12
9:27.47	(1)	Cindy Bremser (WisTC)	Wichita	
9:31.95	(5)	Kate Keyes (LATC)	Los Angeles	6-12
9:33.31	(6)	Carol Cook (IowaSt)	Los Angeles	6-12
9:34.0	(1)	Aileen O'Connor (CYO,Wash)	Los Angeles	6-15
9:39.0	(7)	Joan Benoit (LibertyAC)	Los Angeles	6-12
9:39.59	(8)	Debbie Quatier (FalconTC)	Los Angeles	6-12
9:43.2	(1)	Julie Shea (JS)	AtlCoast Rel	3-27
9:44.0	(9)	Doreen Ennis (NutleyTC)	Los Angeles	6-12
9:44.0	(10)	Katy Schilly (SyrChg)	Los Angeles	6-12
9:48.4	(11)	Cheryl Bridges (LATC)	Los Angeles	6-12
9:49.0	( )	Wendy Knudson (ColoStU)		
9:50.4	(12)	Cathie Twomey (UMinn)	Los Angeles	6-12
9:56.2	(5)	Kathy Adams (Will'sSpike)	Los Angeles	6-15
9:58.0	(6)	Roxanne Bier (SJCindergals)	Los Angeles	6-15
9:58.8	(7)	Chris Troffer (LATC)	Los Angeles	6-15
9:59.0	(3)	Ann Trason (MontPenin)	Los Angeles	6-15
9:59.7	(1)	Kathy Jewell (LBComets)	San Diego	5-31
10:01.0	(13)	Linda Heinmiller (LATC)	Los Angeles	6-12
10:01.6	(2)	Nadia Garcia (SanDiegoTC)	San Diego	5-31
10:03.4	(9)	Ann Thrupp (Stanford)	Los Angeles	6-15
10:03.8	(10)	Diane Barrett (Unatt)	Los Angeles	6-15
10:04.4	(11)	Sue Monday (SJCindergals)	Los Angeles	6-15
10:04.6	(12)	Tania Wells (MSTF)	Los Angeles	6-15
10:05.3	(4)	Phyllis Olrich (WVTC)	San Diego	5-31
10:09.4	(2)	Mary Shea (Un,NC)	AtlCstRel	3-27
10:10.8	(2)	Donna Sanchez (RRR)	Los Angeles	5-22
10:12.0	(13)	Ann Wotherspoon (SJCinder)	Los Angeles	6-15
10:12.6	(2)	Lauri Shansby (Wash)		
10:13.2	(3)	Shelli Woolridge (QCC)	Los Angeles	5-22
10:14.4	(14)	Jill Haworth (CYO,WashDC)	Los Angeles	6-15
10:17.0	(2)	Sandy DeNoon (BA)	Los Angeles	5-22
10:17.0	(16)	Bev Roland (PeoPacettes)	Los Angeles	6-15
10:17.4	(1)	Marie Albert (RRR)	San Diego	5-31
10:18.2	(17)	Marie Kastrup (KettStrid)	Los Angeles	6-15
10:22.1	(1)	Marilyn Bevans (BaltSuns)	Wilmington	6- 6
10:22.4	(3)	Deborah Snaggs (RichTC)	AtlCstRel	3-27
10:23.2	(18)	Marina Buckley (LibAC)	Los Angeles	6-15
10:23.2	(19)	Melissa Fry (TA)	Los Angeles	6-15
10:26.8	(1)	Terri Winney (Seattle)	Seattle	3- 6
10:27.2	(20)	Pam Adams (SJCindergals)	Los Angeles	6-15
10:27.6	(4)	Jackie Kelly (PioneerAC)	AtlCstRel	3-27
10:28.0	(5)	Lynn Lashley (Un,Millbrk)	AtlCstRel	3-27
10:29.8	(3)	Lisa Greenberg (SJCindergals)	San Jose	5- 1
10:31.8	(21)	Mary Ann Opalewski (FF)	Los Angeles	6-15
10:32.1	(2)	Carol Fridley (KKeystone)	Wilmington	6- 6
10:33.0	(23)	Suzanne Keith (RRR)	Los Angeles	6-15
10:34.6	(4)	Estella Guina (SJCindergals)	San Jose	5- 1
10:35.6	(25)	Patty Plymire (PeoPacettes)	Los Angeles	6-15
10:36.8	(5)	Becky Villalvazo (RRR)	Los Angeles	5-22
10:40.2	(1)	Diane Esslinger (QCC)	Los Angeles	5-22
10:41.2	(27)	Marjorie Kaput (PhoenixTC)	Los Angeles	6-15
10:44.6	(6)	Corrine Nunez (RRR)	Los Angeles	5-22
10:50.0	(1)	Diane Stern (QCC)	Northridge	2-29

### Glossary of terms for 1976 US List

- h = heat
- s = semi
- q = qualifying round
- p = pentathlon mark
- t = tie
- y = yards

## THE 800 METER — A NEW FRONTIER

With the assistance of Italian statistical expert, Luigi Mengoni, we have put together some interesting facts about an event which has shown tremendous growth in depth and quality over the past two years. The compilations show every sub-2:00 clocking ever recorded officially. It's a fascinating list.

Some preliminary information which should help in the appreciation of this work follows:

Double names (maiden and married) have been given only for the athletes who ran under 2 minutes before and after marriage. 113 performances appear on the list accomplished by 37 performers. The list is complete as of October 1, 1977. From a national point of view the results are divided so:

1 DDR	38	(33.6%)
2 USSR	28	
3 Bulgaria	21	
4 Rumania	9	
5 Korea, West Ger., USA	3	
France, Australia, Yugoslavia	2	
Czechoslovakia, Poland	1	

The results of performers under 2:00 are divided among following athletes:

1 Zlateva-Koleva	11	14 Sin Kim Dan	3
2 Hoffmeister	9	Tomova	3
3 Styrkina	8	16 Petrova	2
4 Weiss	7	Jackson	2
5 Gerasimova	6	Falck	2
Neumann-Liebetrau	6	Stoll	2
7 Kazankina	5	Nikolic	2
8 Zinn	4	Dubois	2
Providokhina	4		
Klapezynski-Bruns	4	15 Athletes	1
Silai	4		
Gluth	4		
Suman	4		

Svetla Zlateva-Koleva of Bulgaria has recorded 9.7% of all sub-2:00 marks posted.



Svetla Zlateva-Koleva #56 in the above photo has run more sub-2:00 800's than any other half-miler in history. To date the Bulgarian record-holder and former world record-holder has posted 11 marks under the magical 2-minute standard. Also pictured above are Tatyana Kazankina(L), Koleva and Judy Pollack (Aus) on the right. Don Chadez captured this shot during a semi-final heat in the 800 at Montreal.

### All-Time Best Performances Under 2:00.0 in the 800 Meters

1:54.94	(1)	Tatyana Kazankina (USSR)	Montreal	1976
1:55.42	(2)	Nikolina Shtereva (Bulgaria)	Montreal	1976
1:55.60	(3)	Elfi Zinn (DDR)	Montreal	1976
1:55.74	(4)	Anita Weiss (DDR)	Montreal	1976
1:56.0	(1)	Valentina Gerasimova (USSR)	Kiev	1976
1:56.44	(5)	Svetlana Styrkina (USSR)	Montreal	1976
1:56.53	(1)s	Weiss (DDR)	Montreal	1976
1:56.6	(1)	Kazankina (USSR)	Paris	1976
1:56.7	(2)	Styrkina (USSR)	Kiev	1976
1:56.81	(1)	Weiss (DDR)	Warsaw	1976
1:57.0	(1)	Tatyana Providokina (USSR)	College Park	1976
1:57.06	(1)	Ulrike Klapezynski (Bruns) (DDR)	Berlin	1976
1:57.12	(2)	Providokhina (USSR)	Warsaw	1976
1:57.21	(6)	Svetla (Zlateva) Koleva (Bulgaria)	Montreal	1976
1:57.28	(1)s	Styrkina (USSR)	Montreal	1976
1:57.30	(1)	Weiss (DDR)	Stockholm	1976
1:57.35	(2)s	Shtereva (Bul)	Montreal	1976
1:57.39	(1)	Ileana Silai (Rumania)	Bucharest	1977

1:57.4	(2)	Styrkina (USSR)	Paris	1976
1:57.48	(1)	Zlateva (Koleva) (Bul)	Athens	1973
1:57.49	(2)s	Kazankina (USSR)	Montreal	1976
1:57.5	(2)	Gerasimova (USSR)	College Park	1976
1:57.56	(3)s	Zinn (DDR)	Montreal	1976
1:57.6	(1)	Totka Petrova (Bul)	Sofia	1977
1:57.69	(1)	Weiss (DDR)	Dresden	1976
1:57.87	(3)	Styrkina (USSR)	Warsaw	1976
1:57.9	(3)	Madeline Jackson (USA)	College Park	1976
1:57.93	(3)s	Zlateva (Koleva) (Bul)	Montreal	1976
1:58.0	(1)	Sin Kim Dan (Korea PDR)	Pyongyang	1964
1:58.10	(1)	Zinn (DDR)	Karl-Marx-St	1976
1:58.11	(2)	Doris Gluth (DDR)	Karl-Marx-St	1976
1:58.11	(1)	Lilyana Tomova (Bulgaria)	Rome	1974
1:58.3	(1)	Silai (Rum)	Brasov	1977
1:58.35	(1)	Gerasimova (USSR)	Munich	1976
1:58.39	(3)	Weiss (DDR)	Karl-Marx-St	1976
1:58.45	(1)	Hildegard Falck (West Germany)	Stuttgart	1971
1:58.55	(1)	Falck (WG)	Munich	1972
1:58.59	(2)	Mariana Suman (Rum)	Bucharest	1977
1:58.6	(1)	Gerasimova (USSR)	Sochi	1976

1:58.6	(2)	Kazankina (USSR)	Sofia	1977	1:59.94	(4)	Dubois (France)	Rome	1974
1:58.61	(1)	Gunhild Hoffmeister (DDR)	Karl-Marx-St	1976	1:59.98	(5)	Nikolic (Yugoslavia)	Munich	1972
1:58.64	(1)	Suman (Rum)	Sofia	1974	1:59.98	(1)	Gluth (DDR)	Halle	1976
1:58.65	(2)	Niole Sabaite (USSR)	Munich	1972	1:59.98	(1)	Neumann (Liebetrau) (DDR)	Dortmund	1976
1:58.65	(1)h	Zlateva (Koleva) (Bul)	Moscow	1973	1:59.99	(1)	Stoll (DDR)	Zurich	1976
1:58.70	(1)	Bruns (Klapezynski) (DDR)	Potsdam	1977					
1:58.7	( )	Tamara Sorokina (USSR)		1976					
1:58.73	(2)	Hoffmeister (DDR)	Dresden	1976					
1:58.73	(1)	Styrkina (USSR)	Moscow	1977					
1:58.8	(1)	Weiss (DDR)	Leipzig	1976					
1:58.8	(2)	Shtereva (Bul)	Munich	1976					
1:58.81	(2)	Hoffmeister (DDR)	Rome	1974					
1:58.81	(4)	Christina Neumann (Liebetrau) (DDR)	Karl-Marx-St	1976					
1:58.81	(3)	Zinn (DDR)	Dresden	1976					
1:58.9	(3)	Zlateva (Koleva) (Bul)	Sofia	1977					
1:58.93	(1)h	Zlateva (Koleva) (Bul)	Munich	1972					
1:58.94	(1)	Hoffmeister (DDR)	Edinburgh	1973					
1:58.99	(7)	Gluth (DDR)	Montreal	1976					
1:59.0	(1)	Sin Kim Dan (Korea PDR)	Pyongyang	1964					
1:59.0	(1)	Charlene Rendina (Australia)	Melbourne	1976					
1:59.0	(1)	Jozefina Cerchlanova (Czech)	Bratislava	1976					
1:59.0	(1)	Neumann (Liebetrau) (DDR)	Dresden	1977					
1:59.0	(4)	Fita Lovin (Rum)	Sofia	1977					
1:59.05	(2)	Zlateva (Koleva) (Bul)	Edinburgh	1973					
1:59.1	(1)	Sin Kim Dan (Korea PDR)	Djakarta	1963					
1:59.14	(2)	Tamova (Bul)	Sofia	1974					
1:59.14	(5)	Klapezynski (Bruns) (DDR)	Karl-Marx-St	1976					
1:59.19	(3)	Hoffmeister (DDR)	Munich	1972					
1:59.19	(1)	Silai (Rum)	Bucharest	1977					
1:59.20	(1)	Petrova (Bul)	Dusseldorf	1977					
1:59.21	(4)	Klapezynski (Bruns) (DDR)	Dresden	1976					
1:59.22	(6)	Hoffmeister (DDR)	Karl-Marx-St	1976					
1:59.24	(1)h	Zlateva (Koleva) (Bul)	Montreal	1976					
1:59.25	(5)	Waltraud Strotzer (DDR)	Dresden	1976					
1:59.27	(1)	Kazankina (USSR)	Moscow	1977					
1:59.3	(1)	Zlateva (Koleva) (Bul)	Warsaw	1973					
1:59.3	(3)	Providokhina (USSR)	Kiev	1976					
1:59.31	(6)	Neumann (Liebetrau) (DDR)	Dresden	1976					
1:59.32	(4)s	Gluth (DDR)	Montreal	1976					
1:59.40	(1)	Ursula Hook (West Germany)	Stuttgart	1977					
1:59.4	(1)	Nina Morgunova (USSR)	Moscow	1975					
1:59.4	(3)	Styrkina (USSR)	Munich	1976					
1:59.44	(3)	Providokhina (USSR)	Moscow	1977					
1:59.47	(2)	Neumann (Liebetrau) (DDR)	Dusseldorf	1977					
1:59.5	( )	Olga Dvirna (USSR)		1976					
1:59.5	(2)	Christine Stoll (DDR)	Dresden	1977					
1:59.52	(1)	Tomova (Bul)	Moscow	1973					
1:59.60	(1)	Neumann (Liebetrau) (DDR)	Berlin	1977					
1:59.62	(2)h	Vera Nikolic (Yugoslavia)	Munich	1972					
1:59.68	(2)h	Gerasimova (USSR)	Montreal	1976					
1:59.7	(1)	Hoffmeister (DDR)	Leipzig	1973					
1:59.7	(1)	Gerasimova (USSR)	Kiev	1976					
1:59.7	(1)	Shtereva (Bul)	Sofia	1976					
1:59.72	(4)	Zlateva (Koleva) (Bul)	Munich	1972					
1:59.72	(3)	Styrkina (USSR)	Dusseldorf	1977					
1:59.73	(1)	Suman (Rum)	Montreal	1975					
1:59.76	(4)	Nadyeshda Mushta (USSR)	Moscow	1977					
1:59.8	(2)	Zlateva (Koleva) (Bul)	Leipzig	1973					
1:59.8	(1)	Elzbieta Katolik (Poland)	Warsaw	1973					
1:59.8	(1)	Silai (Rum)	Bucharest	1977					
1:59.81	(1)	Jackson (USA)	Eugene	1976					
1:59.84	(3)	Suman (Rum)	Rome	1974					
1:59.85	(1)	Hoffmeister (DDR)	Munich	1974					
1:59.87	(2)	Marie-Francois Dubois (France)	Montreal	1975					
1:59.9	(1)	Vasilena Amzina (Bul)	Berlin	1972					
1:59.9	(2)	Hoffmeister (DDR)	Berlin	1972					
1:59.9	(1)	Maritta Politz (DDR)	Sofia	1973					
1:59.91	(3)h	Wendy Knudson (USA)	Montreal	1976					
1:59.93	(5)s	Judy Pollock (Australia)	Montreal	1976					

THIS FRAMED TEXT IS POSTED IN THE UNITED CITIZENS SAVINGS HALL OF FAME LIBRARY.

### The Penalty of Leadership

In every field of human endeavor, he that is the first must perpetually live in the white light of publicity. Whether the leadership be vested in a man or in a manufactured product, emulation and envy are ever at work. (In art, in literature, in music, in industry, the reward and the punishment are always the same. (The reward is wide spread recognition; the punishment, fierce denial and detraction. (When a man's work becomes a standard for the whole world, it also becomes a target for the shafts of the envious few. If his work be merely mediocre, he will be left severely alone — if he achieves a masterpiece, it will set a million tongues a-wagging. (Jealousy does not protrude its forked tongue at the artist who produces a commonplace painting. Whatsoever you write, or paint, or play, or sing, or build, no one will strive to surpass or to slander you, unless your work be stamped with the seal of genius. (Long, long after the great work or a good work has been done, those who are disappointed or envious continue to cry out that it cannot be done. (Spiteful little voices in the domain of art were raised against our own Whistler as a mountebank, long after the big world had acclaimed him its greatest artistic genius. (Multitudes flocked to Bayreuth to worship at the musical shrine of Wagner, while the little group of those whom he had dethroned and displaced argued angrily that he was no musician at all. (The little world continued to protest that Fulton could never build a steamboat, while the big world flocked to the riverbanks to see him steam by. (The leader is assailed because he is a leader, and the effort to equal him is merely added proof of that leadership. (Failing to equal or to excel, the follower seeks to depreciate and to destroy — but only confirms once more the superiority of that which he strives to supplant. (There is nothing new in this. It is as old as the world and as old as the human passions — envy, fear, greed, ambition, and the desire to surpass. (And it all avails nothing. (If the leader truly leads, he remains — the leader. (Master-poet, master-painter, master-workman, each in his turn is assailed, and each holds his laurels through the ages. (That which is good or great makes itself known, no matter how loud the clamor of denial. (That which deserves to live — lives.

This text appeared as an advertisement in the Saturday Evening Post, January 2, 1915. copyrighted by the Cadillac Motor Car Company.

## ALL-TIME WORLD LIST

### 100 meters

10.88	Marlies Oelsner (DDR)	1977
11.01	Annegret Richter (WG)	1976
11.03	Monika Hamann (DDR)	1977
11.04	Inge Helten (WG)	1976
11.05	Silvia Chivas (Cuba)	1977
11.07	Wyomia Tyus (USA)	1968
11.07	Renate Stecher (DDR)	1972
11.08	Brenda Morehead (USA)	1976
11.11	Barbara Ferrell (USA)	1968
11.13	Irena Szewinska (Poland)	1974
	Chandra Cheeseborough (USA)	1976
11.15	Chantal Rega (France)	1976
11.16	Andrea Lynch (Great Britain)	

### 200 meters

22.21	Irena Szewinska (Poland)	1974
22.37	Barbel Eckert (DDR)	1976
22.38	Renate Stecher (DDR)	1973
	Marita Koch (DDR)	1977
22.39	Mona-Lisa Pursianen (Finland)	1973
	Annegret Richter (WG)	1976
22.45	Raelene Boyle (Australia)	1972
22.62	Evelyn Ashford (USA)	1977
22.64	Carla Bodendorf (DDR)	1976
22.68	Inge Helten (WG)	1976

### 400 meters

49.29	Irena Szewinska (Poland)	1976
49.53	Marita Koch (DDR)	1977
49.77	Christine Brehmer (DDR)	1976
50.14	Riita Salin (Finland)	1974
50.15	Ellen Streidt (DDR)	1976
50.26	Brigitte Rohde (DDR)	1976
50.34	Doris Maletzki (DDR)	1976
50.56	Pirjo Haggman (Finland)	1976
50.62	Rosalyn Bryant (USA)	1976
	Karoline Kafer (Austria)	1977

### 800 meters

1:54.9	Tatyana Kazankina (USSR)	1976
1:55.4	Nikolina Shtereva (Bulgaria)	1976
1:55.6	Elfi Zinn (DDR)	1976
1:55.7	Anita Weiss (DDR)	1976
1:56.0	Valentina Gerasimova (USSR)	1976
1:56.4	Svetlana Styrkina (USSR)	1976
1:57.0	Svetlana Providochina (USSR)	1976
1:57.1	Ulrike Bruns (DDR)	1976
1:57.2	Svetla Koleva (Bulgaria)	1976
1:57.4	Ileana Silai (Rumania)	1977

### 1500 Meters

3:56.0	Tatyana Kazankina (USSR)	1976
3:59.8	Raisa Katukova (USSR)	1976
3:59.9	Ulrike Bruns (DDR)	1976
4:01.4	Ludmilla Bragina (USSR)	1972
	Gunhild Hoffmeister (DDR)	1976
4:02.3	Nikolina Shtereva (Bulgaria)	1976
4:02.6	Jan Merrill (USA)	1976
4:02.7	Natalia Marasescu (Rumania)	1977
4:02.9	Paola Cacchi (Italy)	1972
4:03.3	Olga Dvirna (USSR)	1976

### 3000 Meters

8:27.1	Ludmilla Bragina (USSR)	1976
8:36.8	Grete Waitz (Norway)	1977
8:41.8	Raisa Katyukova (USSR)	1976
8:45.8	Natalia Marasescu (Rumania)	1977
8:46.6	Jan Merrill (USA)	1977
8:48.4	Svetlana Ulmasova (USSR)	1976
8:49.2	Ulrike Bruns (DDR)	1977
8:51.0	Inger Knutsson (Sweden)	1975
8:52.2	Giana Romanova (USSR)	1976

### Marathon

2:34:48	Christa Vahlensieck (WG)	1977
2:35:13	Chantal Langlace (France)	1977
2:37:57	Kim Merritt (USA)	1977
2:38:10	Manuela Angenwoorth (WG)	1977
2:38:19	Jackie Hansen (USA)	1975
2:39:11	Miki Gorman (USA)	1976
2:42:24	Liane Winter (WG)	1975
2:45:33	Julie Brown (USA)	1976
2:46:23	Diane Barrett (USA)	1976
2:47:35	Doris Heritage (USA)	1976

### 100 meter Hurdles

12.59	Annelie Ehrhardt (DDR)	1972
12.69	Grazyna Rabsztyń (Poland)	1976
12.77	Johanna Klier (DDR)	1976
12.78	Tatyana Anisimova (USSR)	1976
12.80	Natalia Lebedyeva (USSR)	1976
12.82	Gudrun Berend (DDR)	1976
12.84	Valeria Bufanu (Rumania)	1972
12.87	Lubov Nikitenko (USSR)	1977
12.89	Annerose Fiedler (DDR)	1974
12.90	Karin Balzer (DDR)	1972

### 400 meter Hurdles

55.63	Karin Rossley (DDR)	1977
55.74	Tatyana Storosheva (USSR)	1977
56.51	Krystyna Kacperczyk (Poland)	1974
56.61	Mary Ayers (USA)	1977
56.62	Irena Szewinska (Poland)	1977
56.83	Danuta Piecyk (Poland)	1974
56.84+	Karola Claus (WG)	1974
56.86	Debbie Esser (USA)	1977
56.98	Barbel Klepp (DDR)	1977
57.06	Erika Weinstein (WG)	1977

### High Jump

2.00/6-6¾	Rosemarie Ackermann (DDR)	1977
1.94/6-4½	Yordanka Blagoyeva (Bul)	1972
	Jutta Kirst (DDR)	1977
1.93/6-4	Ilona Gusenbauer (Austria)	1972
	Cornelia Popa (Rumania)	1976
	Brigitte Holzapfel (WG)	1977
	Sara Simeoni (Italy)	1977
1.92/6-3½	Ulrike Meyfarth (WG)	1972
	Rita Kirst (DDR)	1974
	Virginia Ioan (Rumania)	1974
	Maria Mračnova (Czech)	1976
	Anne Pira (Belgium)	1977
	Milada Karbanova (Czech)	1977

# Get out of the Grips of High Price Squeeze for Female Athletic and Leisure Wear!

*Buy Direct from Manufacturer of Woman's Garments*

OUR PRODUCTS HAVE BEEN DESIGNED AND TESTED BY ATHLETES AND COACHES WHO ARE ACTIVE AT THE HIGH SCHOOL, COLLEGE, AND INTERNATIONAL LEVEL.



- 1. 100% Nylon All-Weather Suits (\$27.00)**  
Water repellent jacket and pants with hood.  
Colors: Red, yellow, green, blue, orange.
- 2. 100% Waterproof Rainsuit (\$30.00)**  
Absolutely waterproof and windproof with hood.  
Colors: Yellow, navy blue, royal blue.
- 3. Stretch Terry Cloth Warm-Up Suit (\$30.00)**  
Easy to care for, contours with body.  
Colors: Red, orange, navy blue, royal blue.
- 4. Velour Leisure/Warm-Up Suits (\$35.00)**  
The ultimate in casual and leisure wear, in soft pastels with large, flowing hood.  
Colors: Blue, yellow, orange, Red
- 5. Two Way Stretch Nylon Warm-Up Suit (\$35.00)**  
The ultimate for comfort and flattering contours. Stretching in two directions to prevent bulges and to smoothly flow with natural contours of your body.  
Colors: Red, orange, blue, yellow.
- 6. Women's Athletic Bra (\$7.00)**  
Special design and fabric allows for maximum range of motion and no pulling and binding. No shoulder strap problems. Very comfortable and very supportive. Designed and proven by olympic athletes.
- 7. Women's Terry Cloth Running and Jogging Briefs (\$5.00)**  
Made of stretch terry cloth to give you maximum comfort at the same time allowing for the snugest fit. Prevents problems that come from nylon briefs. Why suffer with ill-fitting and embarrassing briefs, that are often unhealthy? Go with the best design, the most comfortable, and the healthiest.

## To Order...

Send check or money order, along with your size and desired color to:

One-Der Wear Inc.  
2624 N.W. 34th Terrace  
Gainesville, Florida 32605

For more information call (904) 376-2736

## Long Jump

6.99/22-11¼	Sigrun Siegl (DDR)	1976
6.92/22-8½	Angela Voigt (DDR)	1976
6.84/22-5¼	Heidi Rosendahl (WG)	1970
6.82/22-4½	Viorica Viscopoleanu (Rumania)	1968
	Vilma Bardauskiene (USSR)	1977
6.81/22-4¼	Margit Olfert (DDR)	1971
6.79/22-3¼	Lidya Alfeyeva (USSR)	1976
6.78/22-3	Kathy McMillan (USA)	1976
6.77/22-2½	Diana Yorgova (Bulgaria)	1972
	Marianne Voelzke (DDR)	1974
7.76/22-2¼	Mary Rand (Great Britain)	1964
	Ingrid Mickler (WG)	1971
	Brigitte Kunzel (DDR)	1977
	Heidemarie Wycisk (DDR)	1977

## Shot Put

22.50/73-9¾i	Helena Fibingerova (Czech)	1977
21.89/71-9¾	Ivanka Kristova (Bulgaria)	1976
21.79/71-6	Ilona Slupianek (DDR)	1977
21.67/71-1¼	Marianne Adam (DDR)	1976
21.45/70-4½	Nadyeshda Chizhova (USSR)	1973
21.43/70-3¾	Eva Wilms (WG)	1977
21.29/69-10f	Margitta Droese (DDR)	1977
21.26/69-9	Svetla Krachevskaya (USSR)	1977
20.24/66-5	Helma Knorrscheidt (DDR)	1977
20.22/66-4	Margitta Gummel (DDR)	1972

## Discus

70.50/231-3	Faina Veleva (USSR)	1976
69.08/226-8	Carmen Romero (Cuba)	1976
69.00/226-4	Evelyn Jahl (DDR)	1976
68.92/226-1	Sabine Engel (DDR)	1977
68.62/225-1	Maria Vergova (Bulgaria)	1976
67.96/222-11	Argentina Menis (Rumania)	1976
67.02/219-10	Gabrielle Hinzmann (DDR)	1973
66.60/218-6	Natalya Gorbacheva (USSR)	1976
66.42/217-11	Maria Betancourt (Cuba)	1976
65.92/216-3	Ludmilla Isayeva (USSR)	1976

## Javelin

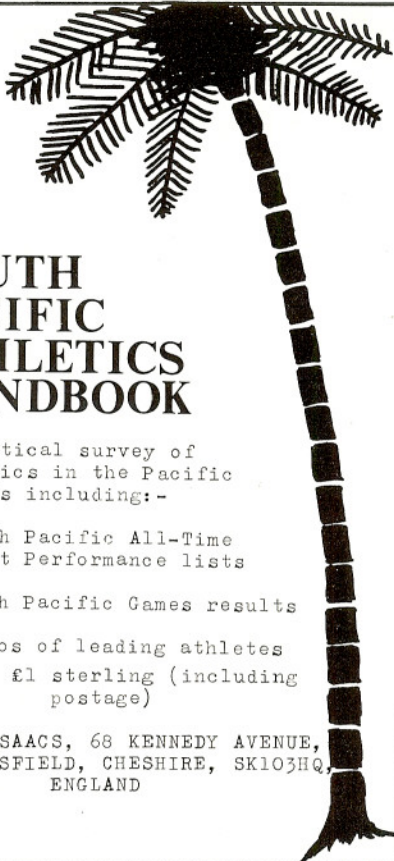
69.32/227-5	Kate Schmidt (USA)	1977
69.12	Ruth Fuchs (DDR)	1976
67.22/220-6	Tessa Sanderson (GB)	1977
65.46/214-9	Sabine Sebrovski (DDR)	1976
65.14/213-8	Marion Becker (WG)	1976
64.36/211-1	Jacqueline Hein (DDR)	1974
63.96/209-10	Elvira Ozolina (USSR)	1973
63.86/209-6	Ludmilla Pasternakevich (USSR)	1976
63.74/209-1	Svetlana Babich (USSR)	1976
63.28/207-7	Nadyeshda Yakuovich (USSR)	1976

## Pentathlon

4839	Nadyeshda Tkachenko (USSR)	1977
4823	Eva Wilms (WG)	1977
4639	Diane Konihowski (Canada)	1977
4630	Valentina Dimitrova (Bulgaria)	1977
4625	Jane Frederick (USA)	1977
4633hi	Burglinde Pollak (DDR)	1977
4621h	Jekatarina Smirnova (USSR)	1977
4550	Petra Rampf (DDR)	1977
4533	Zoya Spassovchodskaya (USSR)	1977
4522	Ludmilla Popovskaya (USSR)	1977

i - indoor

+ - converted from yards



## SOUTH PACIFIC ATHLETICS HANDBOOK

Statistical survey of athletics in the Pacific islands including:-

- South Pacific All-Time Best Performance lists
- South Pacific Games results
- Photos of leading athletes

PRICE: £1 sterling (including postage)

TONY ISAACS, 68 KENNEDY AVENUE, MACCLESFIELD, CHESHIRE, SK103HQ, ENGLAND

## IAAF World Cross Country Championships

	Winner		Team
1967	Doris Brown	USA	England
1968	Doris Brown	USA	USA
1969	Doris Brown	USA	England
1970	Doris Brown	USA	England
1971	Doris Brown	USA	England
1972	Joyce Smith	England	England
1973	Paola Pigni-Cacchi	Italy	England
1974	Paola Pigni-Cacchi	Italy	England
1975	Julie Brown	USA	USA
1976	Carmen Valero	Spain	USSR
1977	Carmen Valero	Spain	USSR

## Answers to WTW Trivia

1. Judy Vernon
2. Debbie Brill
3. Jan Svendsen
4. Sandra Knott (Cleveland Rec Dept.), Will's Spikettes.
5. Severtsen
6. Wendy Knudson, Montreal Olympic qualifying heat
7. Burglinde Pollak in both Games.
8. Marlies Oelsner
9. Irena Szewinska, Christine Brehmer, Marita Koch.
10. Svetla Zlateva-Koleva (Bulgaria) 11 times.

## OUT OF THE PAST by Steve Wennerstrom



The above photo appeared in a local newspaper on June 1, 1936 and its caption read as follows: "There is nothing backward about MARTHA WORST of Watsonville, when she cuts loose with her javelin. She throws consistently over 133 feet, which places her ahead of three point-winning marks in the Olympic Games of 1932."

But, the best of Martha's "cutting loose" came in 1936 when she won the AAU National Championship in the javelin event with a throw of 125-1/4. What is more interesting perhaps than her winning mark (which was the best effort since Nan Gindele won the event in 1933 at 130-2 1/4) was the fact that after 1932, when Babe Didrickson won the event with a throw of 139-3, virtually no one was able to surpass Didrickson's mark until 1955, when Karen Anderson set the new AAU championship record of 155-1. (Acme photo)

### California State AAU Cross Country Championships

San Bernardino, California, November 13: Susie Sanchez of the Rialto Roadrunners, who, at the age of 12, clocked a 10:39 2-mile, then dropped out of running for several years, has returned in an impressive manor, now as a 16-year-old to win the California State cross country championships in the senior women's division. Sanchez held her teammates to an easy team title in this division by scoring 38 points to second place finisher San Luis Obispo DC with 64. The results:

1-Susie Sanchez (RRR) 17:31.4; 2-Kathy Jackson (Quest Club) 17:55; 3-Judy Graham (WVTC) 18:00.4; 4-Jani Rouda (SLODC) 18:25; 5-Doreen Assumma (RRR) 18:32. **Team Scoring:** 1-Rialto Roadrunners 38, 2-San Luis Obispo DC 64, 3-UCLA 104.

**Junior Women:** 1-Roxanne Bier (SJCindergals) 15:02 (2 1/2 miles) Team score: San Jose Cindergals 22.

**14-15 Division:** 1-Marquita Belk (SJCindergals) 15:52 (2 1/2 miles); 2-Ann Regan (SJCindergals) 15:52. **Team score:** 1-SJCindergals 24.

## KALEIDOSCOPE

... In the 'What ever became of' vein from the Arizona area; Remember JENDA JONES, well she is now a teacher and counselor at Tempe HS. How about NANCY BENSON? She is now a dental asst. in El Paso, Texas. Or maybe LOIS DRINKWATER? She is now married (Thompson) with children and living in Phoenix. KATHY GIBBONS is also now married (Jackson) and is the women's track coach at Glendale CC and her asst. coach is KAREN SCHWANJE. NANCY IHRMAN is now married to Gene Cunningham, son of miling great, Glenn Cunningham. JAN GLOTZER, former pentathlon star with the Phoenix TC is now working as a cocktail waitress in Phoenix. ANN GALLAHER is presently attending Arizona St. as a nursing major. And finally, MAVIS LAING and JUDY REJEBIAN are also still in Phoenix, working and going to school. . . . Former LA Mercurette half-miler LYNN SMITH is now the asst. coach to TERRY HULL at the University of Tennessee while she is working on her masters degree and preparing for this year's track season. . . . OLGA CONNOLLY, former Olympic discus champion, was named by California Gov. Brown as the first woman on the California Athletic Commission. Connolly is also the recreation director at Loyola-Marymount College in Los Angeles. . . . We received word that former US hurdler DEANNE CARLSON is now married to former Olympic coach BROOKS JOHNSON. . . . Brooks is now coaching at Santa Fe Community College and wife Deanne is women's track coach at University of Florida. . . . USC's collegiate track program will have a high jumping shot in the arm with Sweden's Olympic 7th place finisher at Montreal, Annette Tanander, enrolling this year. . . . Puerto Rican distance ace Ileana Hocking has also come to the U.S. for schooling and running at Texas A&M. She will compete in both cross country and track. . . . Mary Decker is another familiar name on the collegiate scene these days beginning her second year at the University of Colorado. . . . CALVIN BROWN announces that he is now selling complete U.S. progressive age group record lists for 50¢ per event. Each running event will run \$1.00, 50¢ each for yards and meters. Lists may be ordered by writing to Calvin at 228 E. Artesia Blvd., Apt. C, N.Long Beach, Calif. 90805. . . . The Fourth Annual Greater Miami Marathon will take place Sunday, February 19, 1978. For further info write: Greater Miami Athletic Club, 10852 N.Kendall Dr. #212, Miami, Fla. 33176. . . . Getting back to Calvin Brown for a moment; Calvin is now the head women's track coach at Compton College. . . . Rialto Roadrunner Nancy Elick was bitten by a rattlesnake this year while training for cross country season and almost lost her arm to poisoning. But happily, Nancy has made a beautiful recovery, in fact she finished 15th at this year's national in San Bernardino within the 12-13 division. . . . We have learned that national shot put champion MAREN SEIDLER is training in Munich, Germany, and will return to the U.S. in late February in time for the indoor nat'ls. Maren has been in Munich since September and is training under Christian Gehrman. . . . Former hurdler-pentathlete DIANE SPANGLER is now the women's head volleyball and track coach at Glendale JC in California. . . . MARILYN KING, Olympic pentathlete has recently been selected as the women's head track coach at UC Berkeley. King is a two-time Olympian and national champion in the pentathlon. She also competed in the Pan American Games in Cali,

Columbia in 1971. . . . Melody Miller, Western Illinois U. running star was selected 'Miss McComb' in a recent beauty contest. Who says runners aren't attractive? . . . . And now for those of you who have been seeing names that may not ring a bell right off, the following list should bring you up to date.

Married Athletes: U.S. — Chris Schilly - Daymont, Kathy Kuyk-Oswald, Eileen Claugus-Gaines, Kim Conner-Spir, Nancy Ihrman-Cunningham, Marilyn Weise-Dubbs, Gwen Eberle-Robertson, Patrice Donnelly-Schmock, Deanne Carlson-Johnson, Kathy Gibbons-Jackson, Karen Crammond-Bridges, Debbie Mitchell-Pearson. Foreign: Lynn Tillett-Jacenko (Aus), Christine Neumann-Liebetau (DDR), Ilona Schoknecht-Slupaniak (DDR), Johanna Schaller-Klier (DDR), Ulrike Klapezynski-Bruns (DDR), Evelyn Schlaak-Jahl (DDR), Monika Meyer-Hamann (DDR), Faina Melnik-Veleva (USSR), Diane Jones-Konihowski (Can), Donna Murray-Hartley (GB) . . . . and two more in the U.S. for good measure: Sandra Souza-Levinski, Monette Driscoll-Branson. . . . Quotable Quotes: BOB HOPE on the Soviet women's track team: "Those Russian women are really powerful. One of them lifted 500 pounds - her sister." . . . . At the recent AAU convention, KATHY McMILLAN was selected as the outstanding female track and field star of the year. . . . Lastly, a letter which appeared in the L.A. Times some months ago which received a tremendous reply, mostly of a negative nature towards the author. It appeared as follows:

"Why do you give so much coverage to women in track and field? Virtually nobody in interested. In fact, if the time ever arrives when our girls lead the world in such events as the high hurdles, shot put or discus throw, I think most Americans will think it's time to lower the flag to half-staff."

Fred Wenzel  
Santa Monica

*Ed Note: What can anyone possibly say to someone with this mentality?*

LOOK AT IT THIS WAY!

medical data  
love notes  
keyjobs for rentals

Since you're a girl,

you'll like **MY!CARD** because

They're bright and good looking (yellow or soft pink),

You can say all you want (up to 231 letters),

They hang from a necklace or key chain,

They fit in your wallet,

You can stick on a photo or temporary data,

They're heavy plastic credit card stock, and


They cost only 3 bucks, which is a great price!

So, write for your application today, and thanks!

**MY!CARD P.O. Box 1534 Cupertino, CA 95014**

Toddler's and traveler's identification  
joke gifts

awards group leader's records



HOW FAR DID YOU RUN?



KNOW EXACTLY WITH A DIGITAL PEDOMETER

Our compact, lightweight pedometer measures distances walked or run in miles and tenths of miles to 100 miles. Accurate and easy to read, it clips to any waistband and adjusts to any stride. . . you won't know you're wearing it. Resets instantly. Satisfaction Guaranteed. Know your winter mileage—order today. Only \$14.95 + 50c postage and handling. Misty Mountains Gifts,

Walton Mountain Rd, RD No. 3  
Walton NY 13856



# HIGH SCHOOL TRACK by RICH EDE

## SOME EXPLANATIONS ABOUT THESE LISTS:

These lists are not intended to be an exhaustive listing of every accomplishment by high school age students. They are intended to be a reflection of the high school program in the United States and Canada. Since many of our finer high school athletes receive their major training and competition in non-high school settings, which are then reported elsewhere, we feel it important to differentiate between the high school and the "outside" programs. Wherever possible, we have tried to include outstanding marks made by athletes who represented their high schools, but we have omitted marks made by those girls who do not represent their schools for one reason or another. In other words, these are not "Junior Women's Lists" but rather "High School Lists".

**1977 Girls High School List** — marks listed are those made while athlete was representing her high school. Non-high school marks (if better) are listed in parentheses.

100 YARD DASH(w=excessive wind; nwi=no wind information)(electronic, subtract .24 seconds)

- 10.3 Chandra Cheesborough(Ribault-Jacksonville,Fl)
- 10.4nwi Freida Cobbs(11)(Berkeley,Calif)
- 10.48w Jeanette Bolden(11)(Centennial-Compton,Cal)  
(10.5nwi/10.7 legal)
- 10.56w Kim Robinson(Westchester-Los Angeles, Ca)  
(10.8nwi)
- 10.5 Brenda Calhoun(Hambden, Conn)
- 10.5 Robbin Coleman(Pollard-Beaumont, Tex)
- 10.5w Blondie Jackson(Harrisburg, Pa)
- 10.5w Patty Frost(11)(Horseheads, NY)(10.6nwi)
- 10.5w Brenda Robbins(Dillard-Ft. Lauderdale, Fla)  
(10.8nwi)
- 10.77w Deandra Carney(11)(San Fernando, Cal)
- 10.80w Gwen Loud(10)(Lutheran-Los Angeles, Cal)  
(10.91 legal)
- 10.6 Ernastine Davis(King-Tampa, Fla)
- 10.6 Cassandra Williams(Twin Lakes-Palm Beach, Fla)
- 10.84w Danita Young(11)(Crawford-San Diego, Cal)  
(10.7nwi)
- 10.88w Yvette Carter(West-Wichitah, Kans)
- 10.89w Valerie Brisco(11)(Locke-Los Angeles, Cal)  
(10.9nwi)
- 10.91 Frieda Hancock(Central-Pueblo, Colo)
- 10.91w Bigelow(South-Wichitah, Kans)
- 10.7 Debbie Adams(Roosevelt-Seattle, Wash)
- 10.7 Sheri Cook(Bethel, Va)
- 10.7 Cassandra Graham(Johnson-Austin, Tex)
- 10.7 Rene Rochester(Brockton, Mass)
- 10.7 Judy Washington(Kempsville, Va)
- 10.7nwi Brenda Winston(San Gorgonio-San Bernardino)
- 10.7nwi Watkins(Mt. Pleasant, RI)
- 10.7w Valerie Morton(Coolidge-Washington, D.C.)
- 10.97w Judy Reed(11)(Crawford-San Diego, Cal)
- 10.98w Carole Sanders(Centennial-Compton, Cal)
- 10.99 Yvette Taylor(Fountain-Ft. Carson, Colo)

Others with outstanding non-HS marks:

- 10.5nwi Jennie Gorham(10)(North Kansas City, Mo)
- 10.5nwi Lawand Waters(10)(Kirkwood, Mo)
- 10.6nwi Lauri Green(10)(West-Topeka, Kans)

100 METER DASH(electronic, subtract .24)

- 11.99 Jeanette Bolden(Centennial-Compton, Cal)
- 11.9 Brenda Calhoun(Hambden, Conn)

- 12.20 Danita McKinley(Palisades-Pacific Palisades, Cal)
- 12.22 Allison Durnell(10)(Redwood-Larkspur, Cal)
- 12.0 Jennifer Marshall(Hartford Public, Conn)
- 12.28 Kris Costello(11)(Lynbrook-San Jose, Cal)
- 12.29 Traci Bredley(10)(Johnson-Sacramento, Cal)
- 12.29 Linda Cassidy(West-Torrance, Cal)
- Others with outstanding non-HS marks:
- 11.36w Chandra Cheesborough(Ribault-Jacksonville, Fl)  
(11.55 legal)
- 11.50 Kim Robinson(Westchester-Los Angeles, Cal)
- 11.58 Brenda Winston(San Gorgonio-San Bernardino)
- 11.67 Deandra Carney(San Fernando, Cal)
- 11.86 Alice Brown(Muir-Pasadena, Cal)
- 11.95 Patty Frost(Horseheads, NY)

220 YARD DASH(electronic, subtract .24; meters, add 0.1)

- 23.3 Chandra Cheesborough(Ribault-Jacksonville, Fl)  
(23.20 non-HS)
- 23.5nwi Jeanine Brown(Bellville, Tex)
- 23.97 Kim Robinson(Westchester-Los Angeles, Cal)
- 24.12w Frieda Hancock(Central-Pueblo, Colo)  
(24.40 legal)
- 24.13 Gwen Loud(10)(Lutheran-Los Angeles, Cal)
- 23.9nwi Frieda Cobbs(11)(Berkeley, Cal)
- 23.9 Ernastine Davis(King-Tampa, Fla)
- 23.9nwi Lorene Spearman(11)(Wawasee, Ind)
- 24.0nwi Barbra Conely(Marble Falls, Tex)
- 24.26 Danita McKinley(Palisades-Pacific Palisades, Cal)
- 24.1 Annette Allen(Central-Miami, Fla)
- 24.1 Brenda Calhoun(Hambden, Conn)
- 24.1nwi Kim Webster(9)(DeAnza-Richmond, Cal)  
(25.14 legal)
- 24.39 Jeanette Bolden(11)(Centennial-Compton, Cal)
- 24.2nwi Wanda Hooker(East-Memphis, Tenn)  
(24.60m non-HS)
- 24.3 Diane Emmons(Blume-Chicago Heights, Ill)
- 24.3nwi Vickie Belser(Vista, Cal)(24.67 legal)
- 24.3nwi Kris Costello(11)(Lynbrook-San Jose, Cal)
- 24.3nwi Renita Dingle(Douglass-Washington, D.C.)
- 24.3nwi Sheryl Parnell(10)(Southside-Memphis, Tenn)
- 24.4 Doris Hurd(Forest Brook, Tex)
- 24.64 Nancy Miller(Rocky Mountain, Colo)
- 24.4nwi Danita Young(11)(Crawford-San Diego, Cal)  
(24.5 legal)
- 24.65 Deandra Carney(11)(San Fernando, Cal)
- 24.5 Rhonda Brady(Calumet-Chicago, Ill)
- 24.5 Molly Brennan(Mott-Waterford, Mich)
- 24.5 Sheri Cook(Bethel, Va)
- 24.5nwi Patty Frost(11)(Horseheads, NY)(25.3 legal)
- 24.5nwi Susan Seebers(Boone-Orlando, Fla)

Others with outstanding non-HS marks:

- 23.5m Brenda Winston(San Gorgonio-San Bernardino)
- 24.5w Vanessa Denniston(10)(Huntington Beach, Cal)

440 YARD DASH(electronic, subtract .14; meters, add .3)


- 54.0 Robin Campbell(Oak Hall-Miami, Fla)  
(53.04m non-HS)
- 54.2 Merry Johnson(Canyon, Tex)
- 54.45 Valerie Brisco(Locke-Los Angeles, Cal)
- 54.4 Sherrie Golden(New Caney, Tex)
- 54.9 Frances Punch(10)(Trimble Tech-Ft. Worth, Tex)
- 55.0 Linda Portasik(10)(Ft. Hunt, Va)
- 55.0 Pam Sedwick(Jeffersonville, Ind)
- 55.20 Arlise Emerson(10)(Westminster, Cal)  
(54.56 non-HS)

## HIGH SCHOOL TRACK (Continued)

- 55.1 Wilma Jean Harris(Worthing-Houston,Tex)  
 55.4 Ernastine Davis(King-Tampa,Fla)  
 55.4 Pam Moore(Memorial-Madison,Wisc)  
 (54.7 non-HS)  
 55.4 Sandra Parks(Southside-Memphis,Tenn)  
 55.5 Jennie Gorham(10)(North Kansas City,Mo)  
 (52.73m non-HS)  
 55.6 Felicia Anderson(Spring Branch,Tex)  
 55.8 Lois Jensen(Sammamish-Bellevue,Wash)  
 55.8 Sandy Miller(Niskayuna,NY)  
 56.04 Gwen Gardner(Crenshaw-Los Angeles,Cal)  
 (54.86m non-HS)  
 56.12 Marguita Belk(10)(Silver Creek-San Jose,Cal)  
 (55.69 non-HS)  
 56.0 Laura Carrol(Central York,Pa)  
 56.21 Carolyn Digby(Centennial-Gresham,Ore)  
 56.1 Brenda Brown(Jefferson-Richmond,Va)  
 56.29 Frieda Hancock(Central-Pueblo,Colo)  
 56.2 Rochelle Collins(10)(Immaculata-Detroit,Mich)  
 56.2 Pam Dardin(Titusville,Fla)  
 56.2 Monda(Newport,Va)  
 56.3 Penny Fales(Hackettstown,NJ)  
 56.3 Pamela Layne(Hempstead,NY)  
 56.51 Kim Law(11)(Valley-Santa Ana,Cal)  
 56.4 Edna Brown(Bartram-Philadelphia,Pa)  
 (52.76m non-HS)  
 56.4 Cassandra Jones(Warwick,Va)  
 56.4 Debbie Kemp(Bayshore-Bradenton,Fla)  
 56.4 Lezli Peterson(Harbor-Santa Cruz,Cal)  
 56.4 Wren Schafer(Buffalo Lake,Minn)  
 56.5 Elisa Martinez(Marathon,Tex)  
 56.5 Denise Peynado(Jefferson,NY)  
 56.5 Christy Vitse(Mayo-Rochester,Minn)  
 56.6 Annette Allen(Central-Miami,Fla)  
 56.6 Debbie Kainz(10)(Ontario,Cal)  
 56.7 Melissa Hill(11)(Central- ,Md)  
 56.8 Sondra Childs(11)(Bowie-Arlington,Tex)  
 56.8 Kelly(Washington- ,Kans)  
 56.8 Netta Young(Norristown,Pa)  
 56.9 Esther Alphonso(Stebbins-Dayton,Ohio)  
 56.9 Janice Dale(Northern-Detroit,Mich)  
 57.05 Molly Miller(Santa Barbara,Cal)

### 880 YARD RUN(meters, add .8)

- 2:07.8i Robin Campbell(Oak Hall-Miami,Fla)  
 (2:08.6m non-HS)  
 2:07.7m Kathy Vetter(Richardson-Berkner,Tex)  
 2:08.0 Ann Regan(10)(Camden-San Jose,Cal)  
 (2:04.4m non-HS)  
 2:08.2 Linda Goen(10)(North-Bakersfield,Cal)  
 (2:05.4m non-HS)  
 2:09.0 Deanna Coleman(9)(Issaquah,Wash)  
 2:11.3 Johanna Forman(Falmouth,Mass)  
 (2:05.1m non-HS)  
 2:11.3 Tami Essington(Washington- ,Ill)  
 2:11.5 Teri Wierson(11)(Sunset-Beaverton,Wash)  
 2:11.8 Dana Arnim(Edmonds,Wash)  
 2:12.3 Paula Class(Highland Park-St.Paul,Minn)  
 2:12.3 Margaret Groos(Harpeth Hall-Nashville,Tenn)  
 2:12.4 Michelle Bush(11)(Rolling Hills,Cal)  
 2:12.4 Laurie Mullins(Chatsworth,Cal)  
 2:12.5 Rochelle Collins(10)(Immaculata-Detroit,Mich)  
 2:12.5 Dana Gliddon(Mounds View,Minn)  
 2:12.5 Cynthia Warner(Beverly Hills,Cal)  
 2:12.6 Alice Trumbly(Coalinga,Cal)  
 2:12.6 Joetta Clark(9)(Columbia,NJ)(2:11.3 non-HS)  
 2:12.8 Disa Lewis(Memorial-Houston,Tex)  
 2:12.8 Viergever(Wakefield,Kans)  
 2:13.0 Lalani Kelly(Coolidge-Washington,D.C.)



Linda Goen (North HS, Bakersfield, Ca)  
 Bill Leung, Jr. Photo

- 2:13.4 Lisa Delap(Ford Central-Piper City,Ill)  
 2:13.5 Sandra Grove(East Brook.,Ill)  
 2:13.5 Dorianne Lambelet(Onteora,NY)  
 2:13.5 Sue Overbey(MacArthur-Miami,Fla)  
 2:13.6 Kody(River Forest-Oak Park,Ill)  
 2:13.79 Marchi Wierson(9)(Sunset-Beaverton,Ore)  
 2:13.7 Nancy Huyck(9)(Aptos,Cal)  
 2:13.9 Sandra Browns(Cotulla,Tex)  
 2:14.0 Lanetia Minor(Largo,Md)  
 2:14.0 Brenda Ray(Comstock,Mich)

### 1500 METER RUN

- 4:29.2 Deanna Coleman(9)(Issaquah,Wash)  
 4:32.8 Kate Conant(11)(South Eugene,Ore)  
 4:35.7 Phyllis Hines(Tullahoma,Tenn)  
 4:44.0 Noreen Harrison(Morgan,Conn)  
 4:45.2 Alice Trumbly(Coalinga,Cal)  
 4:46.0 Joan Corsiglia(Darien,Conn)  
 4:52.7 Laurie Crisp(10)(Downey-Modesto,Cal)  
 4:52.8 Denise Ashmore(Temple City,Cal)  
 4:53.0 Jane Spencer(Bonita Vista-Chula Vista,Cal)

### Others with outstanding non-HS marks:

- 4:18.1 Lynn Jennings(10)(Bromfield,Mass)  
 4:18.6 Margaret Groos(Harpeth Hall-Nashville,Tenn)  
 4:22.1 Tanya Wells(10)(Memorial-Memphis,Tenn)  
 4:27.5 Julie Shea(Cardinal Gibbons-Raleigh,NC)  
 4:28.2 Ann Henderson(10)(Brecksville,Ohio)

## HIGH SCHOOL TRACK (Continued)

### ONE MILE RUN

- 4:43.1 Julie Shea(Cardinal Gibbons-Raleigh,NC)  
4:46.9 Margaret Groos(Harpeth Hall-Nashville,Tenn)  
4:47.8 Linda Goen(10)(North-Bakersfield,Cal)  
4:49.0 Kate Conant(11)(South Eugene,Ore)  
4:50.2 Deanna Coleman(9)(Issaquah,Wash)  
4:50.9 Tanya Wells(10)(Memorial-Memphis,Tenn)  
4:51.5 Eryn Forbes(10)(Sunset-Beaverton,Ore)  
4:52.2 Lynn Jennings(10)(Bromfield,Mass)  
4:52.8 Vicky Bray(10)(Los Altos,Cal)  
4:54.0 Sue Overbey(MacArthur-Miami,Fla)  
4:54.6 Ann Henderson(10)(Brecksville,Ohio)  
4:55.7 Cheryl Flowers(10)(Valhalla-San Diego,Cal)  
4:55.8 Sarah Sweeny(11)(Marin Catholic-Kentfield,Cal)  
4:55.9 Phyllis Hines(10)(Tullahoma,Tenn)  
4:55.9 Glenda Valley(10)(Memphis Catholic,Tenn)  
4:56.1 Kathy Moore(Southwest-Miami,Fla)  
4:56.5 Sue Shaefer(Clarence,NY)  
4:56.7 Val Horan(Marshall-Rochester,Minn)  
4:57.0 Stacy Crystal(11)(Longmont,Colo)  
4:57.0 Lalani Kelly(Coolidge-Washington,D.C.)  
4:57.2 Mary Hanlon(Lincoln,Ore)  
4:57.6 Nancy Huyck(9)(Aptos,Cal)  
4:57.8 Kathy Adams(San Juan-Citrus Heights,Cal)  
4:58.2 Diane Bussa(10)(Carmel,Ind)  
4:58.5 Alice Trumbly(Coalinga,Cal)  
4:58.9 Cindy Sturm(Westfield,Mass)  
4:59.8 Kathy Wilson(Lasher-Bloomfield Hills,Mich)  
5:00.0 Sandy McGuire(Annandale,Va)

### 3000 METER RUN

- 9:40.2 Eryn Forbes(10)(Sunset-Beaverton,Ore)  
9:54.9 Lori Shansby(9)(Morgan JHS-Seattle,Wash)

#### Others with outstanding non-HS marks:

- 9:15.4 Julie Shea(Cardinal Gibbons-Raleigh,NC)  
9:28.8 Sue Schaeffer(Clarence Central,NY)  
9:43.4 Vicky Bray(10)(Los Altos,Cal)  
9:44.7 Kate Conant(11)(South Eugene,Ore)  
9:46.0 Margaret Groos(Harpeth Hall-Nashville,Tenn)  
9:58.7 Jan Oehm(Winchester,Mass)  
10:01.1 Roxanne Bier(9)(Independence-San Jose,Cal)  
10:02.1 Carol Keller(11)(Helix-La Mesa,Cal)  
10:02.8 Kathy Adams(San Juan-Citrus Heights,Cal)  
10:08.2 Deloria Hobson(10)(Canoga Park,Cal)  
10:17.6 Kelly Wells(10)(Quartz Hill,Cal)

### TWO MILE RUN

- 10:25.4 Irene Griffith(11)(Pt. Townsend,Wash)  
10:28.5 Sue Schaeffer(Clarence Central,NY)  
10:31.1 Eryn Forbes(10)(Sunset-Beaverton,Ore)  
10:38.0 Linda Goen(10)(North-Bakersfield,Cal)  
10:39.7 Roxanne Bier(9)(Independence-San Jose,Cal)  
10:40.2 Betty Jo Springs(10)(Bayshore-Bradenton,Fla)  
(10:38.0 non-HS)  
10:41.3 Patty Carrell(9)(Watseka,Ill)  
10:42.0 Kathy Adams(San Juan-Citrus Heights,Cal)  
10:42.0 Kathy Moore(Southwest-Miami,Fla)  
10:43.4 Kate Conant(11)(South Eugene,Ore)  
10:44.6 Carol Keller(11)(Helix-La Mesa,Cal)  
10:46.6 Karen Nachbar(San Juan-Citrus Heights,Cal)  
10:46.8 Deloria Hobson(10)(Canoga Park,Cal)  
10:48.0 Diane Barrett(10)(Hoover-Fresno,Cal)  
10:48.4 Martha White(State College,Pa)  
10:48.6 Martha Billingsly(University-Chicago,Ill)  
10:49.0 Kathy Wilson(Lasher-Bloomfield Hills,Mich)  
10:51.0 Kim Sharpe(N.Syracuse,NY)  
10:51.7 Kelly Wells(10)(Quartz Hill,Cal)  
10:52.0 E. Casey(Kingston,NY)

- 10:54.7 Donna Ganly(Edina Eash,Minn)  
10:55.0 Sue Overbey(MacArthur-Miami,Fla)  
10:56.7 Miriam Boyd(Ft. Huron,Mich)  
10:59.4 Mari Gibbs(Marina,Cal)  
10:59.8 Jan Oehm(Winchester,Mass)

### 80 YARD HURDLES(federation spacing)

- 10.29w Debbie Iwata(Lakewood,Colo)(10.52 legal)  
10.40w Kim Whitmore(Mitchell,Colo)  
10.2 Dannette Alford(Burgess-El Paso,Tex)  
10.2nwi Jeanne Arnold(Antioch,Tenn)  
10.2 Karen Holmes(Wyatt-Ft. Worth,Tex)  
10.2nwi Tami Lincicum(11)(Interlake-Bellevue,Wash)  
10.2nwi Cheryl Sanderson(Burleson,Tex)  
10.3nwi Nancy Kindig(St. Cecilia-Hastings,Neb)  
10.4 Joyce Adams(Scott-Toledo,Ohio)  
10.4 Kay Garnett(Kennedy-Seattle,Wash)  
10.4 Debi Killhoffer(Illiopolis,Ill)  
10.4nwi Priscilla Gary(Hamilton-Memphis,Tenn)  
10.64nwi Wilma Williams(French-Beaumont,Tex)  
10.72w Wendy Skiver(West-Arvada,Colo)  
10.5 Janet Beall(Germantown,Tenn)  
10.5 Jean Christensen(Broomfield,Colo)  
10.5 Mareen Dunn(Sammamish-Bellevue,Wash)  
10.5 Lisa Muerer(Windthorst,Tex)  
10.5 Leslie Palmer(East Liverpool,Ohio)  
10.5 Angie Nigro(Dover,Ohio)  
10.5 Chris Shoemaker(Meadowdale,Wash)  
10.5 Jenelle Smalley(Albany,Tex)  
10.5nwi Jackie Washington(Central-Omaha,Neb)

### 80 YARD HURDLES(international spacing)

- 10.2 Linda Portasik(10)(Ft. Hunt,Va)  
10.3w Michelle Kennard(Bethel,Va)  
10.5 Teri Ellis(Pallotti,Va)  
10.5 Benita Fitzgerald(Gar-Field—Woodbridge,Va)

#### Spacing unknown

- 10.3 Janice Price(Overbrook-Philadelphia,Pa)  
10.5nwi Kelly Sparks(Northrup-Ft. Wayne,Ind)

### 100 METER LOW HURDLES(international spacing; y=110 yards)

- 13.97y Kris Costello(Lynbrook-San Jose,Cal)  
13.8w Penny Fales(Hackettstown,NJ)  
14.09y Lisa Gourdine(El Toro,Cal)  
14.21y Kim Costello(El Camino-So. San Francisco,Cal)  
14.1 Teri Ellis(Pallotti,Va)  
14.1y nwi Cheryl Glazier(11)(El Toro,Cal)  
14.45y Jennifer Mann(Kennedy-Barstow,Cal)  
14.47y Judy Haynes(Ventura,Cal)  
14.3y Tonya Alston(Chico,Cal)(13.7 non-HS)  
14.3y Candy Ross(Berkeley,Cal)  
14.4y Karen Kendall(Colfax,Cal)  
14.5y Kim Attlesey(Newport Harbor,Cal)  
14.5y nwi Laura Nagel(Bonita Vista-Chula Vista,Cal)  
14.5y w Liz Robinson(Antelope Valley,Cal)  
14.5 Nancy Harms(LaMars,Iowa)

#### Others with outstanding non-HS marks:

- 13.77 Laverne Palmer(Dillard-Ft. Lauderdale,Fla)  
13.8 Jackie Washington(Central-Omaha,Neb)  
\*\*13.89 Tammy Etienne(Portage,Pa)  
14.11 Janet Beall(Germantown,Pa)  
13.9 nwi Candy Young(Beaver Falls,Pa)  
14.18 Priscilla Gary(Hamilton-Memphis,Tenn)  
14.23 Cathy Borgworth(Brainerd,Minn)  
14.1 Debbie Walker(Arkansas City,Kans)

110 YARD HURDLES(federation spacing)  
 13.8 Laverne Palmer(Dillard-Ft.Lauderdale,Fla)  
 13.9 Julie Smithers(Lakewood,NJ)  
 14.14 Debbie Iwata(Lakewood,Colo)  
 14.0 Tanya Brown(Southeast-Bradenton,Fla)  
 14.1 Bernadette Grant(Homestead-South Dade,Fla)  
 14.1 Debi Killhoffer(Illiopolis,Ill)  
 14.1 nwi Shirley Mason(Central-Pontiac,Mich)  
 14.35nwi Debbie Alley(Mountain Brook,Alabama)  
 14.2 nwi Wanda Bankhead(Bradshaw,Alabama)  
 14.2 nwi Brenda Chambers(Washington- ,Colo)  
 14.2 Johnson(W.Charlotte,NC)  
 14.2 nwi Cindy Mellas(Garden City East,Mich)  
 14.2 nwi Teri Wierson(Sunset-Beaverton,Ore)  
 14.2 nwi Candy Young(Beaver Falls,Pa)  
 14.2 w Cathy Borgworth(Brainerd,Minn)(14.4 legal)  
 14.3 Cheryl Cook(Boyd Anderson-Ft.Lauderdale,Fla)  
 14.3 nwi Johnson(Naples,Fla)  
 14.3 nwi Love(Bishop Moore,Fla)  
 14.3 Shirley Luke(Dunedin,Fla)  
 14.3 Susan Seebers(Boone-Orlando,Fla)  
 14.3w Donna Tiegies(Henderson,Minn)(14.4 legal)  
 14.4 Sherre Dorsett(Hopwell,Pa)  
 14.4 Tammy Etienne(Portage,Pa)  
 14.4 Phyllis McAllister(Clemente,Ill)  
 14.4 Betty Rounds(North Salem,Ore)  
 14.4 nwi Smith(S.Ridge,Fla)  
 14.4 Denise Taylor(Red Bank Catholic,NJ)  
 14.4 nwi Thomas(South Miami,Fla)  
 14.4 nwi Debbie Walker(Arkansas City,Kansas)  
 14.4w Kathy Hunt(Kimball,Minn)

100 METER HURDLES(33")

14.6 Holly Foster(Sweet Home,NY)  
 14.88 Cheryl Glazier(11)(El Toro,Cal)  
 14.93 Lisa Gourdine(El Toro,Cal)(14.40w and 14.47 non-HS)  
 15.48 Laura Nagel(Bonita Vista-Chula Vista,Cal)  
 15.4 Adrienne Pitts(Hartford Public,Conn)  
 15.7 Kathy Lucas(Greenwich,Conn)

Others with outstanding non-HS times:

13.67 Rhonda Brady(Calumet-Gary,Indiana)  
 14.11w Kris Costello(Lynbrook-San Jose,Ca)(14.17 legal)  
 14.42 Patsi Walker(Yelm,Wash)  
 15.49w Jean Christensen(Broomfield,Colo)  
 15.61 Michelle Hawthorne(El Cerrito,Cal)

440 YARD RELAY

46.14 Crawford-San Diego,Cal  
 46.2 Harrisburg,Pa  
 46.42 Centennial-Compton,Cal  
 46.3 Trimble Tech-Ft. Worth,Tex  
 47.1 Jefferson-Richmond,Va  
 47.40 Pollard-Beaumont,Tex  
 47.2 Wyatt-Ft. Worth,Tex  
 47.4 Jackson-Miami,Fla  
 47.83 Forest Brook,Tex  
 47.85 Washington,Tex  
 47.88 Morse-San Diego,Cal  
 47.8 Canyon,Tex  
 47.9 Herbert-Beaumont,Tex  
 47.9 Marble Falls,Tex  
 48.0 Dillard-Ft.Lauderdale,Fla  
 48.0 Locke-Los Angeles,Cal  
 48.1 Hempstead,Tex  
 48.1 Northwestern-Miami,Fla  
 48.1 South Dade,Fla  
 48.09m King-Philadelphia,Pa  
 48.29 Silver Creek-San Jose,Cal

48.2 Mt.Clemens,Mich  
 48.2 Ribault-Jacksonville,Fla  
 48.2 Wissahickon,Pa  
 48.3 Breckenridge,Tex  
 48.3 Edison-Fresno,Cal  
 48.3 Roosevelt-Seattle,Wash  
 48.3 South Plantation,Fla  
 48.3 Warwick,Va

880 YARD MEDLEY RELAY

1:45.4 Warwick,Va  
 1:45.5 Northwestern-Miami,Fla  
 1:45.5 NOrland-Miami,Fla  
 1:46.6 Deerfield Beach,Fla  
 1:46.9 Jeffersonville,Ind  
 1:47.0 Ft.Hunt,Va  
 1:47.0 King-Tampa,Fla  
 1:47.2 Cahokia,Ill  
 1:47.5 Evanston,Ill  
 1:47.6 Clearwater,Fla  
 1:47.7 East Moline,Ill  
 1:47.8 Morgan Park,Ill  
 1:48.0 Yorktown,Va

880 YARD RELAY(4x220)

1:39.4 Eastern Hills-Ft. Worth,Tex  
 1:39.5 Northwestern-Miami,Fla  
 1:40.1 Bethel,Va  
 1:40.3 Jackson-Miami,Fla  
 1:40.5 Dillard-Ft.Lauderdale,Fla  
 1:41.6 Forest Brook,Tex  
 1:41.7 Kashmore,Tex  
 1:41.7 Bellville,Tex  
 1:41.8 Powderly-N.Lamar,Tex  
 1:41.97 Texas City,Tex  
 1:41.9 Flint Central,Mich  
 1:42.0 Boyd Anderson-Ft.Lauderdale,Fla  
 1:42.0 Little Rock Central,Ark  
 1:42.1 Vernon,Tex  
 1:42.2 Jefferson-Richmond,Va  
 1:42.4 Mercer Island,Wash  
 1:42.5 East Moline,Ill  
 1:42.6 Canyon,Tex  
 1:42.75 Lamar Consolidated,Tex  
 1:42.7 D.C.Everest,Wisc  
 1:42.7 Breckenridge,Tex  
 1:42.7 Galesburg,Ill  
 1:42.8 Paducah,Tex  
 1:43.11 Pollard-Beaumont,Tex  
 1:43.0 Bovina,Tex  
 1:43.0 Proviso West,Ill

MILE RELAY

3:50.2 Trimble Tech-Ft. Worth,Tex(also 3:50.6)  
 3:52.1 Locke-Los Angeles,Calif  
 3:52.6 Falmouth,Mass  
 3:53.6 Crawford-San Diego,Cal  
 3:53.7 Worthing,Tex  
 3:53.8 Bellville,Tex  
 3:54.0 Columbia-Meisler,NJ  
 3:54.0 Coolidge-Washington,D.C.  
 3:54.1 Pearce-Richardson,Tex  
 3:54.1 State College,Pa  
 3:54.4 North-Bakersfield,Calif  
 3:54.6 Lincoln,NJ  
 3:54.8 Amarillo,Tex  
 3:55.0 Rolling Hills,Calif  
 3:55.1 Beverly Hills,Cal  
 3:55.2 Dos Pueblos-Santa Barbara,Cal

3:55.3 Santa Barbara, Cal  
 3:55.6 Bonita Vista-Chula Vista, Cal  
 3:55.6 Buhler, Kans  
 3:55.6 North Hills, Pa  
 3:55.8 Lincoln-Tacoma, Wash  
 3:55.8 Woodbury, NJ  
 3:56.2 Pollard-Beaumont, Tex  
 3:56.3 Garden City, Kans  
 3:56.8 Memorial-Madison, Wisc  
 3:57.4 West-Davenport, Iowa  
 3:57.5 Western-Walled Lake, Mich  
 3:57.6 East Wausau, Wisc  
 3:57.7 Forest Brook, Tex  
 3:57.8 Upper Arlington, Ohio  
 3:58.0 Mayo-Rochester, Minn  
 3:58.1 El Cerrito, Cal  
 3:58.3 Jordan-Durham, NC  
 3:58.3 Maplewood, Kans  
 3:58.4 Powderly-Lamar, Tex  
 3:58.4 LaGrange, Tex  
 3:58.6 Sammamish-Bellevue, Wash  
 3:58.9 Tamalpais-Mill Valley, Cal  
 3:59.0 W. T. Woodson, Va  
 3:59.0 Anoka, Minn

#### TWO MILE RELAY

9:11.4 Falmouth Track Club(all Falmouth HS, Mass)  
 9:32.6 Santa Barbara, Calif  
 9:33.7 Spencer, Iowa  
 9:38.8 Bettendorf, Iowa  
 9:39.3 West Davenport, Iowa  
 9:41.1 Coolidge-Washington, D.C.  
 9:45.0 Rolling Hills, Cal  
 9:46.9 Dowling, Iowa  
 9:47.4 Boone, Iowa  
 9:51.0 Bethesda-Chevy Chase, Md  
 9:51.4 Old Mill, Md  
 9:51.7 Ft. Dodge, Iowa  
 9:52.7 Lake Braddock, Md  
 9:55.4 LaSalle, Ore  
 9:55.5 Claremont, Cal  
 9:56.1 Crescenta Valley, Cal  
 9:57.1 Kennedy, Md

#### DISTANCE MEDLEY RELAY

12:20.6 Santa Barbara, Cal  
 12:36.5 Coolidge-Washington, D.C.  
 12:44.6 Rolling Hills, Cal  
 12:45.0 Woodbridge, Va  
 12:46.9 T. C. Williams, Va  
 12:47.0 Bethesda-Chevy Chase, Md  
 12:47.9 Bakersfield, Cal  
 12:53.2 Burroughs-Ridgecrest, Cal  
 12:56.6 West-Bakersfield, Cal  
 12:56.9 Crescenta Valley, Cal  
 12:59.3 Arcadia, Cal

#### HIGH JUMP

6-0 Sharon Burrill(11)(Kennedy-Denver, Colo)  
 5-11 Sherri Felton(Pt. Angeles, Wash)  
 5-10 Sharon Carroll(Lindbloom-Chicago, Ill)  
 5-9 Kari Gosswiller(11)(Upland, Cal)  
 5-9 Tonya Alston(10)(Chico, Cal)(5-10 non-HS)  
 5-9 Lisa Erpenbeck(Huntington Beach, Cal)  
 5-9 Lisa Plummer(University-Normal, Ill)  
 5-9 Colleen Rienstra(Sparks, Nev)  
 5-9 Robin Shaw(Stivers-Patterson—Dayton, Ohio)  
 5-9 Terry Johnson(Muskegon Catholic, Mich)

5-9 Heidi McClimans(W. Valley-Yakima, Wash)  
 5-9 Sally Layman(10)(Medical Lake, Wash)  
 5-8 $\frac{3}{4}$  Julie Cosgrove(11)(Sammamish-Bellevue, Wash)  
 5-8 $\frac{1}{2}$  Sue McNeal(9)(Carlsbad, Cal)  
 5-8 $\frac{1}{4}$  Jones(Pratt-Skyline, Kans)  
 5-8 $\frac{1}{4}$  Patsi Walker(Yelm, Wash)(5-9 non-HS)  
 5-8 Jane Anderson(Eisenhower-Saginaw, Mich)  
 5-8 Cathy Ballard(Mt. Clemens L'Anie Creuse, Mich)  
 5-8 Beth Barrow(Ft. Hunt, Va)  
 5-8 Ann Cale(Herndon, Va)  
 5-8 Jalene Chase(Old Mill, Md)  
 5-8 Debbie Crawford(Schlagle-Kansas City, Mo)  
 5-8 Dighton(Macksville, Kans)  
 5-8 Mary Grinaker(Moorehead, Minn)  
 5-8 Chelle McCabe(Rockledge, Fla)  
 3-8 Evonna Meyers(Bellvue, Neb)  
 5-8 Sue Reimer(Western-Walled Lake, Mich)  
 5-8 Candy Ross(Berkeley, Cal)  
 5-8 Val Horan(Marshall-Rochester, Minn)  
 5-7 $\frac{3}{4}$  Ingle Chrisensen(Norwin, Pa)  
 5-7 $\frac{1}{2}$  Kaizer (North-Bakersfield, Cal)  
 5-7 $\frac{1}{2}$  Liza Nicholson(Lost River, Ore)  
 5-7 $\frac{1}{2}$  Kimberly Preston(Columbia, Ohio)  
 5-7 $\frac{1}{2}$  Debbie Williams(Bryan Station-Lexington, Ky)

#### Other Outstanding non-HS mark:

Anne Gilliland(11)(Del Norte-Albuquerque, NM)

#### LONG JUMP

20-2 $\frac{1}{2}$  Sabrina Douglas(Carol City-N. Miami, Fla)  
 19-11 Chandra Cheesborough(Ribault-Jacksonville, Fl)  
 19-10 Jenetta Weaver(Piper, Fla)  
 19-10 $\frac{1}{2}$  Gwen Loud(10)(Lutheran-Los Angeles, Cal)  
 (19-7 $\frac{3}{4}$  non-HS)  
 19-9 $\frac{3}{4}$  Patsi Walker(Yelm, Wash)(19-10 $\frac{1}{2}$  non-HS)  
 19-9 Lisa Gourdine(El Toro, Cal)  
 19-9 Wright(San Marcos, Tex)  
 19-8 Allison Dotson(Alma, Ark)  
 19-8 Lisa Huntley(Deerfield Beach, Fla)  
 19-6 $\frac{1}{2}$  Kennedy(Granada Hills, Cal)  
 19-6 $\frac{1}{2}$  Scott(Kennedy-Los Angeles, Cal)  
 19-5 Sandra Myers(Little River, Kans)(19-10 $\frac{1}{4}$  non-HS)  
 19-3 $\frac{1}{2}$  Debbie Wilford(Castle Park-San Diego, Cal)  
 19-2 $\frac{3}{4}$  Debbie Adams(Roosevelt-Seattle, Wash)  
 19-2 $\frac{3}{4}$  Gaffney(Lemore, Cal)  
 19-2 $\frac{3}{4}$  Jackie Mays(Stamford, Tex)  
 19-2 $\frac{1}{2}$  Susan Seebers(Boone-Orlando, Fla)  
 19-2 $\frac{1}{4}$  Sittenauer(North-Jefferson, Kans)  
 19-1 $\frac{3}{4}$  Kathy Haynes(Madera, Cal)  
 19-1 $\frac{3}{4}$  Karen Holmes(Wyatt-Ft. Worth, Tex)  
 19-1 $\frac{1}{2}$  Patricia Johnson(DuSalbe-Chicago, Ill)  
 19-1 $\frac{1}{4}$  Jewell Lovelady(Crawford-San Diego, Cal)  
 19-1 Carolyn Digby(Centennial-Gresham, Ore)  
 19-1 Eunice Golden(Robinson-Tampa, Fla)  
 19-0 $\frac{1}{2}$  Cindy Tett(Ottawa Hills-Grand Rapids, Mich)

#### Others with outstanding non-HS marks:

19-11 $\frac{1}{4}$  Jennie Gorham(10)(No. Kansas City, Mo)  
 19-9 $\frac{1}{2}$  Laura Carrol(Central York, Pa)  
 19-2 $\frac{3}{4}$  Veronica Bell(10)(Garey-Pomona, Cal)

#### SHOT PUT(8 pound)

47-11 Kelly Curran(Northglen, Colo)  
 47-3 $\frac{1}{2}$  Sharon Redvict(Monmouth Regional, NJ)  
 47-0 $\frac{1}{2}$  Cheryl Fisher(Satellite Beach, Fla)  
 46-10 $\frac{1}{2}$  Nancy Jenkins(DeSales-Columbus, Ohio)  
 46-10 $\frac{1}{4}$  Helene Connell(Jackson Memorial, NJ)  
 46-10 Vicki McClendon(Ridgeview, Ga)

- 46-9 Jackie Henry(10)(Lynwood, Wash)  
 46-1 Carrie Albano(11)(Meadowdale, Wash)  
 46-1 Julie Gohman(Apollo-St. Cloud, Minn)  
 45-10 Ann Moon(Angleton, Tex)  
 45-10 Kathy Nelson(Pleasant Hill, Cal)  
 45-8½ Julie Bergstrom(Gresham, Ore)  
 45-3¼ Sharon Lotmore(North Miami, Fla)  
 45-2¼ Teri Radeacid(Brentwood, Pa)  
 45-0¾ Natalie Polk(Dennison, Tex)  
 45-0¾ Janice Stucky(Moundridge, Kans)(46-4¼ non-HS  
 44-11 Wendy Whitley(Pennsbury-Levittown, Pa)  
 (45-8 non-HS)  
 44-10 Eleanor Majors(N. Central-Indianapolis, Ind)  
 (45-3½ non-HS)  
 44-8½ Margaret Fox(Westminster, Colo)  
 44-5 Kathy Elliott(S. Eugene, Ore)

#### JAVELIN THROW

- 155-2 Jeanne Eggart(Walla Walla, Wash)  
 151-9 Kitzi Hall(Rogue River, Ore)  
 142-11 Jennifer Chapman(Bainbridge Island, Wash)  
 142-6 Kerry Servas(Centennial-Gresham, Ore)  
 140-4 Cindy Browning(White River, Wash)  
 139-0 Cindy Layton(Barlow, Ore)  
 138-7 Carol Kuzmak(Davis-Yakima, Wash)  
 138-2 Judy Madea(Monmouth Regional, NJ)  
 137-5 Lynn Gilmour(Raritan, NJ)  
 136-6 Theibault(Lakewood, NJ)  
 136-2 Deanna Carr(10)(Edmonds, Wash)  
 136-0 Maria Huff(Gen. McLane, Pa)(140-7 non-HS)  
 135-9 Sally Harmon(Springfield, Ore)  
 135-6 Pam Lorensen(10)(Ft. Vancouver, Wash)  
 135-2 Marie Geisler(Central Regional, NJ)  
 135-0 Linda Serry(Philomath, Ore)  
 133-8 Vicki Smith(Clearfield, Pa)  
 133-7 Linda Dienstel(Monroe, Ore)  
 133-5 Tonja Reigle(Cleveland, Ore)  
 132-9 Teri Radeacid(Brentwood, Pa)  
 132-2 Helen Lathrop(Kane, Pa)  
 131-6 Linda Talarico(Milwaukee, Ore)  
 131-0 Joan Bourque(Bishop Strang, Mass)  
 130-8 Carol Miller(Hempfield, Pa)  
 130-5 Heinz(Crater, Ore)  
 130-3 Karen Snow(Holliston, Mass)  
 130-3 Lynn Reid(Edison, NJ)  
 130-0 Carol Bryan(Amity, Ore)

Also non-HS mark:

- 150-5 Debbie Dibb(Mt. Miguel-Spring Valley, Cal)

#### DISCUS THROW

- 162-4 Helene Connell(Jackson Memorial, NJ)(165-5,  
 164-4, 159-4 non-HS: 161-11, 159-7, 158-0 HS  
 marks)  
 151-0 Robin Hruby(Lincoln, Neb)  
 146-10 Vickilee Cobern(Paint Rock, Tex)  
 145-10 Jean Melson(Tillamook, Ore)  
 144-2 Christy Pyle(Hoover-Glendale, Cal)  
 (155-6 non-HS)  
 143-5 Sue Kobza(Schuyler, Neb)(146-0 non-HS)  
 143-5 Julie McEwen(Lincoln, Neb)  
 143-4 Karen Stampfli(Lassen-Susanville, Cal)  
 142-0 Laura Messner(Shorewood, Wisc)  
 141-10 Brenda Denny(Westminster, Colo)  
 141-0 Paula Evans(Grand Island, Neb)  
 140-10 Margaret Fox(Westminster, Colo)  
 140-2 Cheryl Voight(Portage, Wisc)  
 139-4 Anna Maria Lopez(11)(St. Mary's, Ore)  
 139-2 Leslie Deniz(Gridley, Cal)(144-1 non-HS)  
 138-6 Janice Stucky(Moundridge, Kans)  
 138-0 Cheryl Fisher(Satellite Beach, Fla)

- 137-3 Kaylor(Hinkley-Aurora, Colo)  
 136-11 Janet Koehn(Concordia, Kans)  
 136-7 Susan Springer(Salinas, Cal)(141-3 non-HS)  
 136-2 Jill Ridenouer(Yuba City, Cal)  
 136-0 Teri Radeacid(Brentwood, Pa)  
 135-7 Mary Cate Rush(H. D. Woodson-Wash., D.C.)  
 135-5 Laurie Dresser(N. Thurston, Wash)  
 135-5 Debbie Williams(Euclid, Ohio)  
 135-4 Bonnie Dasse(Costa Mesa, Cal)  
 135-4 Vickie Powell(Centaurius, Colo)  
 135-2 Karen Wilson(Lincoln, Neb)

Others with outstanding non-HS marks:

- 139-7 Pia Iacovo(Brockton, Mass)(134-0 HS)  
 138-0 Gina Piatt(Trinity, Pa)(131-10 HS)

#### PENTATHLON(international)

- 3314 Carolyn Zeller(11)(Redlands, Calif)  
 3248 Kris Sorrensen(10)(Claremont, Cal)  
 3179 Candy Barra(El Capitan-San Diego, Cal)  
 3031 Kathy Volpe(N. Brandford, Conn)  
 2911 Nancy Redican(11)(Simi Valley, Cal)  
 2882 Pam Markiewicz(Hall, Conn)  
 2842 Jane West(Darien, Conn)  
 2823 Eileen Collins(10)(Royal Oak-Covina, Cal)

Others with outstanding non-HS marks:

- 4103 Patsi Walker(Yelm, Wash)  
 Luanne Morris(South Eugene, Ore)

#### FEDERATION PENTATHLON

- 3557 Dayna Shuel(11)(Selah, Wash)  
 3436 Sherri Felton(Pt. Angeles, Wash)  
 3310 Maureen Dunn(11)(Sammamish-Bellevue, Wash)  
 3202 Brenda Allwine(10)(Pullman, Wash)  
 3200 Debbie Adams(Roosevelt-Seattle, Wash)  
 3036 Susan Burrus(9)(Hyak JHS, Bellevue, Wash)



Eryn Forbes (Sunset H.S., Beaverton, Oregon)

**CURRENT AMERICAN WOMEN'S OUTDOOR RECORDS**  
(as of November 1977)


Event	Record	Athlete	Date
60 meters	7.3	Barbara Ferrell	1968
100 yards	10.2	Iris Davis	1971
100 meters	11.07(ET)	Wyomia Tyus	1968
200 meters	22.62(ET)	Evelyn Ashford	1977
220 yards	23.3	Mable Ferguson	1973
400 meters	50.62(ET)	Rosalyn Bryant	1976
440 yards	52.2	Kathy Hammond	1972
		Debra Sapenter	1974
800 meters	1:57.9	Madeline Jackson	1976
880 yards	2:04.6	Charlette Cooke	1966
		Mary Decker	1974
1500 meters	4:02.61	Jan Merrill	1976
Mile Run	4:28.2	Francie Lutz	1977
3000 meters	8:46.6	Jan Merrill	1977
Two Mile	10:02.8	Francie Lutz	1973
Three Mile	15:08.2	Jan Merrill	1977
5000 Meters	15:37.0	Jan Merrill	1977
10000 Meters	33:15.1	Peg Neppel	1977
100 Meter Hurdles	13.24(ET)	Jane Frederick	1977
	13.0 (HT)	Patty van Wolvelaere	1972
400 Meter Hurdles	56.61(ET)	Mary Ayers	1977
	57.3 (HT)	Debbie Esser	1975

**FIELD EVENTS**

High Jump	6-2 $\frac{3}{4}$	Joni Huntley	1975
Long Jump	22-3	Kathy McMillan	1976
Shot Put	56-7	Maren Seidler	1974
Discus Throw	187-2	Lynne Winbigler	1977
Javelin Throw	227-5	Kathy Schmidt	1977
Pentathlon (200m)	4677	Jane Frederick	1976
(800m)	4625	Jane Frederick	1977



Francie Larrieu (Jeff Johnson photo)



Jane Frederick (Jeff Johnson photo)

**RELAY EVENTS — National Teams**

400m	42.8	Ferrell, Bailes, Netter, Tyus (USA)	1968
(4x100)			
440y	44.2	Watson, Collins El, Bryant, Jiles (USA)	1975
(4x110)			
800m	1:35.5	Tyus, Brown, Thompson, McGuire	1964
(4x200)			
1600m	3:22.81	Sapenter, Ingram, Jiles, Bryant (USA)	1976
(4x400)			
Mile Relay	3:30.9	Campbell, Toussaint, Jackson, Sapenter	1975
(4x440)			

**RELAY EVENTS**

400m	44.7	Tennessee State	1971
(4x100)			
440y	44.7	Tennessee State	1971
(4x110)			
880y	1:35.9	Tennessee State	1973
(4x220)			
Mile Relay(4x440)	3:33.9(ET)	Prairie View A&M TC	1976
Two Mile Relay	8:34.4(ET)	Los Angeles TC	1976
(4x880)			
800m Medley	1:41.3	Prairie View A&M	1974
(200-100-100-400)			
880y Medley	1:38.7	Los Angeles Mercurettes	1976
(440-110-110-220)			
Distance Medley	11:29.0	Los Angeles TC	1975
(440-880-1320-Mile)			

**RACE WALKING EVENTS**

1000 meters	5:11.2	Stella Palamarchuk	1972
1500 meters	6:46.6	Lisa Metheny	1975
Mile	7:10.9	Susan Brodock	1976
5000 meters	24:10.1	Susan Brodock	1977
10000 meters	51:17.0	Susan Brodock	1977

**AMERICAN 'BEST' MARKS**


10 Kilo	34:13	Kathy Mills	1977
Half-Marathon	1:16:00	Carol Cook	1977
Marathon	2:37:57	Kim Merritt	1977

# Montreal wins were fixed

Most of the successful athletes at Montreal "fixed" their adistar 2000 Track & Field Shoes before competing. With this new generation of shoes, the revolutionary concept of interchangeable elements guarantees each athlete optimum performance on any track in any weather.

At Montreal too, adistar 2000 shoes provided a decisive edge in traction as these could be adapted to the weight and running style of the individual competitor. More than 20 combinations are possible through the interchange of the unique adistar star profiles and cones.

Two models of adistar 2000 cover specific athletic disciplines – for sprint and medium and long distance running. adistar 2000 – another first from adidas.



**adidas**® 

More information  
available at your  
nearby adidas  
dealer or write to:

**Libco**  
1 Silver Court  
Springfield,  
N. J. 07081 U.S.A.  
(201) 379-1630

**Clossco, Inc.**  
2200 Martin Avenue  
P.O. Box 299  
Santa Clara, Ca 95050  
(408) 246-8350

**Vanco**  
5133 W. Grand River Ave  
P.O. Box 17039  
Lansing, Michigan 48901  
(517) 465-1726

**Hughesco, Inc.**  
2830 Merrell Road  
Dallas, Texas 75229  
(214) 358-4291

**adidas (Canada) Ltd.**  
550 Oakdale Road  
Downsview,  
Ontario M3N 1W6  
(416) 742-3872-6