

Women's

TRACK & FIELD WORLD

JULY 1975, Vol.9 No.6 — P.O.Box 371, CLAREMONT, CALIFORNIA, 91711 — .75¢

AND NATIONAL CHAMPIONSHIP RESULTS



- JANE FREDERICK -
NEW AMERICAN RECORD
IN PENTATHLON
4676

STEVE TALK



Well, the 1975 AAU National Women's Track and Field Championships are now history and never before has there been such a fine assemblage of female athletes collected for one competition in the United States. Meet and American records fell by the wayside as if women's track were in its infancy. In many ways, that may not be far from the truth. It becomes very apparent that the women's track and field program is entering a phase of tremendous change. High School and College programs are becoming more and more evident. The depth of quality athletes has been witnessed in

examples of the Collegiate Nationals as well as the AAU Natls this year. If one needs further proof of this influx of quality runners, check the US 880 list in this issue and compare it with the same list just two years ago!

In accordance with this trend, we must, as a whole, work to insure the best possible facilities no matter what coastline it may be. Returning for a moment to the subject of the six lane track, it was, and I'm sure most everyone agrees, a very fine running surface. However, it was most unfortunate that so many fine relay teams as well as individual competitors were eliminated after only one race. The best example of this would have to be the womens 400 meters. There were three semi final heats with only two advancing to the final from each heat. In the first semi Sheila Choates of Tenn State TC was eliminated running 53.9. In the second semi Gwen Norman of Sports Int. was eliminated at 53.7. And finally in the third semi Debbie Byfield clocked 53.2. This time was fast enough to have topped Mable Ferguson's winning time at the 1973 Nationals at Irvine. It was also faster than Robin Campbell's winning time from the first heat! It certainly seems to me that these three young ladies deserved another shot. I would be willing to bet that any one of them had the ability to, and could have placed in the top six under a nine lane situation. The question now remains, "Did we see the best six in the final?" But as the saying goes, 'That's the Shakes'. Next year its UCLA and I hope to see Gwen Norman, Sheila Choates and Debbie Byfield there!

A note on the Junior Women's results; That due to the unusually large number of qualifying heats (Example: Ten heats of six in the 100 meters) and lack of available space I have had to eliminate results of qualifying heats in certain events and begin with semi-finals.

VINCE REEL, Editor

Published ten times per year (minimum) at Claremont, California, USA, by Women's Track and Field World Publications, Inc. PO Box 371, Claremont, California, 91711. Entered as second class mail May 1970 at Claremont, California.

AREA EDITORS: Asia, Sy Yinchow; Africa, Yves Pinaud; Europe, Jan Popper; Oceania, Bernie Cecins; South America, Jaime Ortiz Alvear; Age Group, Calvin Brown.

LEADING CORRESPONDENTS: Argentina, Gerardo Bonhoff; Austria, Erich Kamper; Australia, Katrina Graham, V.V. Kolatchoff; Belgium, Albert Vancayseele; Bulgaria, Marko Petrunov; Canada, Diane Clement, Chris Pickard, Ernest Westerhove; Chile, Hernan Soto; Czechoslovakia, Alfred Janecky, Milan Skocovsky, Milan Sykora; Denmark, Palle Lassen; Finland, Torsten Lindquist; France, Andre Alberty, Robert Pariente; East Germany, Ernst Elert, Wolfgang Gitter; West Germany, Heinz Cavalier, Max Heilrath, Fritz Steinmetz, Stefan Von Devan; Great Britain, Pete Pozzoli, Andrew Huxtable, Mal Watman; Holland, J. Koumans, J.H. Moerman; Hungary, Gabriel Szabo; Iceland, Orn Eidson; India, T.D. Parthasarthy, Ramu Sharma; Israel, Abraham Green; Italy, Elio Trifari, Salvatore Massara, Luigi Mengoni; Japan, Atsushi Hoshino, Wakaki Maeda; Malaysia, Gurbaksh Singh Kler; New Zealand, Laurence Booth, Graham Sheath; Nicaragua, Istvan Hidvegi; Norway, Einar Oren, Erik Aarset; South Africa, Gert Le Roux; Spain, Jose Corominas; Sweden, Rooney Madusson; Turkey, Turhan Goker; USA, Dick Bank, Harmon Brown, Lyle Jones; USSR, Ilya Lokshin, Anatoliy Kashcheyev, Vladimir Otkalenko; UAR, Khalil Sherif; West Indies, Richard Ashenheim; Republic of China, Wong Chin-Chen; Yugoslavia, Olga and Miodrag Acic.

WE GET LETTERS

FROM PAUL L. ADDY, WESTERVILLE, OHIO

(Ed. Note: The following is a letter which was penned to the President of the AAU, Mr. Scalzo.)

Now that a couple of weeks have passed since the women's Track and Field Championships in White Plains and my emotions have settled down, I would like to express my reactions to your latest fiasco in amateur athletics.

Let me start by pointing out that when the AAU first selected White Plains several months ago, crys of dismay went up throughout the amateur track world. I agree with the arguments presented against White Plains being the site for such an important event. After your review of the matter, you again awarded the event to the same site and the die was cast at that point.

Having been "under the gun" for the site selected, I would have thought that someone would have been overly cautious to make sure that the entire event would be conducted without a hitch. Unfortunately, as we both know, this was not the case. Because of the gross mishandling of the Letters of Declaration by the AAU and the White Plains Chamber of Commerce, numerous girls were not allowed to compete. Only you and your organization know how many letters were found in that desk drawer and who the letters were from! Had these athletes not complied with the rules and regulations would have been one thing, but to comply to the best of their ability and to be denied the right to compete because of a AAU organizational screw-up is inexcusable! These people had met the qualification standards and their entries had been accepted.

I must congratulate you on one thing, however. I have been unable to find one news agency that has carried the story which either means that you "swept it under the rug" or that amateur track is not important in the United States. Under either condition, it is no wonder that we have difficulties in organizing a track and field team of International rank. I personally believe that the United States has the talent but there is a definite lack of organization to put it together. The travel arrangements for the USA team for the last Russian meet are another example.

I would think that you have the courtesy and desire to write a letter of explanation and apology to each of the girls who were denied their right to compete due to the "White Plains Incident", at least to have the matter in their records. You might also stop and think of the effect this might have on one these girls receiving a scholarship to one of the many colleges that have now started active women's athletic programs. If just one girl lost a chance, just one, you at least owe her an explanation! It is sad to say, but I don't think that it is only the competitors in the AAU who are the amateurs.

Since my daughter had qualified for the high jump, the 400 meter hurdles, the 400 meter dash, and her team, the Ohio TC, 2 mile relay team had qualified, and none were allowed to compete, I will be looking for your letter. Since I have taken the time, you can and should also, and your failure to do so will have shown the true color of the AAU.

May we hear from you?

new york newspaper excerpt

...and Welcome to Fund City

The AAU Junior Women's Track and Field Championships, held yesterday in White Plains, gave girls from all over the country their first taste of New York.

For 17 year old Carol Flournoy of the Southern California Cheetahs a taste is too expensive.

"A dollar for a sandwich!", she complained to a food vendor, "at home they're fifty cents!"

"I came here with \$60," she told this reporter, "and I don't have much left. We're taking a trip to Manhattan tomorrow- I'm lucky I have a check with me. I've got to make my money last till Monday.

"I'm living on ice cubes now. They're the only thing in the hotel thats free," said the sixth place finisher in the 1500 meter run. "I'm going broke here."

"Are you going to put this in the paper?"

The answer was "maybe".

"I'll look for it," she said. "Oh yeah, how much is it?"

(continued on page 16)

NATIONAL CHAMPIONSHIPS

SENIOR WOMEN'S NATIONAL CHAMPIONSHIP

The Los Angeles Track Club, with their 'across the board' strength, emerged victorious this year in the battle for first at White Plains, N.Y. The team scramble was, in every way, just as exciting as the tremendous relay and individual performances which were prominent throughout the meet. LATC piled up 55 points to corner the win, but the race for second was not over until the last results had been finalized. Only one point separated Sports International (47), Lakewood International (47), and the Atoms TC (46). These three teams finished 2-4 respectively.

Jane Frederick was perhaps the number one factor in LATC's bid for victory, as the newly crowned National Pentathlon champion placed in three events, including a first in the 100MH. Her unusual triple has rarely been executed so successfully on the national level here in the United States. At any rate, when adding good performances in the Discus and Distance to Frederick's showing, the meet was reduced to a battle for second.

The team title was not, however, the only outstanding occurrence. The meet was filled with great individual performances. Beginning with the exciting dual in the 400MH between Debbie Esser and the ageless Pat Collins El, which produced one of the numerous meet and American records, down through the mile relay, in which the mighty Atoms TC displayed their quarter miling supremacy, the meet was filled with tension and excitement.

Marvelous, Madeline Jackson, the charismatic Olympian from 1968, captured the hearts of the fans as she re-established her American record at 800 meters.

All told, there were six American records either tied or broken in the Senior Championships. But with the super performance of Sports International's Debbi Pastel still ringing in our ears from last season in Bakersfield, a running display by Debbie Vetter of the Blue Ribbon TC should not go without notice this year. If an 'Iron-Woman' trophy were to be presented, she would undoubtedly be at the head of any list.

Throughout the four days of competition in the two divisions, Debbie ran twelve races, and every single one was of top quality! In the Junior division 400MH quarter-finals, she ran 62.1 (New meet record), in the semi-final (New meet record), 61.5 and in the final, 60.9 good for second place. In that same division Debbie competed in the 800, qualifying in her heat with a 2:08.2, then, once again, she grabbed second place in the final with a 2:06.9. All this was topped off with an anchor leg on the Jr. American record setting two mile relay in which she ran 2:09.7!

Next came the Senior Women's Division. In the 400MH qualifying she ran 61.3, in the semi-final, 60.5 and in the final, finishing fifth another 60.5. Then doubling back in the 800 meters, she qualified in her heat clocking 2:06.7. Fifth place was the best Debbie could muster in the final, although running her lifetime best in 2:04.7! A fitting end to a great performance was another anchor leg on a two mile relay in which, once again, a new American record was set. Her split for her Blue Ribbon team was 2:08.2! Now that's physical as well as mental toughness!

So, with the end of a terrific meet, LATC carried off another crown which completed a most successful season for the Los Angeles contingent, which is largely made up of UCLA athletes. In addition to the Senior Women's AAU title, the team also pocketed the AAU Cross Country title in Bellbrook, placed three girls on the World Champion Cross Country team in Morocco, swiped the AIAW Collegiate Track and Field champion Championship, they had the National Pentathlon winner, and the 14-15 Age Group Classic victors to boot! Encore?

Team Scores: Los Angeles Track Club 55, Sports International 47, Lakewood International 47, Atoms Track Club 46, Mayor Daley Youth Foundation 32, New Orleans Superdames 28, Rialto Roadrunners 24, Wilt's Wonder Women 20, Prairie View TC 16, Tennessee State TC 16, Delaware Sports Club 15½, Wisconsin Track Club 14, Blue Ribbon Track Club 14, Nebraska TC 12. San Jose Cindergals 11½, Premier TC 11, Age Group Athletic Association 10, Falcon TC 10, Cleveland TC 10, Will's Spikettes 8, Iowa State TC 7, Great Falls Roadrunners 6, Kettering Striders 5, Millbrae Lions 5, Texas Women's University TC 5, West Suburban TC 4, Redwood City Striders 4, New York PAL 3, Boulder Cinderbells 2, Shore Athletic Club 2, Gilly's Gym 1, Colorado State 1, Southwest Missouri State 1, Nashville Whippets 1, Fort Wayne PAL 1, Colorado Flyers 1.

(continued on next page)

JUNIOR WOMEN'S NATIONAL CHAMPIONSHIP

Last year's team champion, Sports International, and the Tigerbelle of Tennessee State TC raced to the wire this year, with the Tennessee Staters taking the measure of the Washington, D.C. club. The score was close and it was a two-team battle all the way. The Nashville squad dispelled any belief that it is an absolute must to have a balance of personnel in all events. The Tigerbelle scored in only four events. However, where they scored, it was either first or second or both! Brenda Morehead and Chandra Cheeseborough overhauled the sprints, taking 1-2 in both the 100 and 200 races. These same two made up one-half of Tennessee State's two relay victories. All the more impressive about the Tennessee State showing was that in each victory, a new meet and US Junior record was set! Morehead and Cheeseborough, in running 11.4 and 11.5 in the 100 meter final, exceeded the winning time in the Senior Women's division. The Nashville squad, in setting the 440 yard relay record (45.8), totally demolished the rest of the field. The Millbrae Lions were a distant second at 46.4.

Sports International, on the other hand, showed fine strength in most events, with workhorse Robin Campbell running with her now patented consistency. Of the 18 possible events to score points, SITC posted tallies in eight. Robin Campbell easily handled the 400 meter field and brought her team mates from far behind in the 2-Mile relay to garner 2nd. Her 2:07+ leg was the fastest run during the race. Robin was called upon once again in the 880 medley relay and responded as might be expected, with a surging homestretch, in bringing the baton home at 1:43.1! Better than their US Jr. record set last year, but only good enough for second behind Tennessee this year. The Rialto Roadrunners, in placing third, did so in much the same fashion as Tennessee. All Rialto's scoring, 30 points, came in two events, a 1-2-3 sweep of the 1500 meter walk and 3rd in the 3000 meter run.

Individually, as was the case in the Senior Women's division, many girls exhibited great versatility. Jan Merrill, who has rapidly come into her own as a national class competitor, battled Blue Ribbon's Debbie Vetter down the home stretch of the 800 meters and broke the tape, setting a new US Jr. record in 2:06.1. The Age Group Athletic Association athlete returned for the Senior Women's competition and turned in an outstanding double in the 1500 and 3000, placing 2nd and 5th. Her times of 4:14.4 and 9:19.8 rank her in the US All-Time Top Ten List.

During the competition 13 new meet and US Jr. Records were set, and after the first three teams in the points standings a fierce battle continued for the remaining positions. Blue Ribbon and Millbrae tied for 4th with 26 points, followed closely by the New Orleans Superdames (23) and the Atoms (22). A great meet!

Team Scores

Tennessee State TC 56, Sports International 52, Rialto Roadrunners 30, (tie) Blue Ribbon TC and Millbrae Lions 26, New Orleans Superdames 23, Atoms TC 22, Long Beach Comets 20, Duke City Dashers 16, Nutley TC 14, Oregon TC 14, Gazelle TC 12, Gilly's Gym 11, Lakewood International 10, Community Youth Club 10, Flathead Valley Timberettes 10, Age Group A.A. 10, Mayor Hatcher Y.F. 10, Boulder Cinderbells 9, Syracuse Chargers 9, Peoria Pacettes 9, Los Angeles TC 9, Shore Athletic 8, Klub Keystone 8, Cactus Wrens 8, Falmouth TC 7, Nashville Whippets 6, Clippers TC 6, Premier TC 6, Great Falls Roadrunners 6, New York PAL 6, Mayor Daley Y.F. 6, Nebraska TC 5, Portland TC 4, Will's Spikettes 4, Crescent City TC 4, San Diego Lancerettes 4, Blue Angels 4, Madison Badger Jets 4, Pioneer AC 2, Paducah TC 2, Mesa TC 2, Albuquerque Olympettes Club 2, Delaware Sports Club 2, Falcon TC 2, Frederick T&F Club 2, Phoenix TC 2, Redwood City Striders 1, So Cal Cheetahs 1, Glendale Gauchos 1, Groton TC 1, Gateway TC 1, Great Pines Striders 1.

400MH

Tonetta Rumph of the Atoms TC owned the event from the first gun. After having only run this event four times previous to the nationals competition, Tonetta put on a display of cool consistency. She became the first girl in Jr. competition to run under 60.0. She also set the Jr. American and meet record in the process. Her 59.8 clocking defeated her nearest rival by 1.1 seconds. Last year's champion, Susan White of Sports International, finished third even though she exceeded her mark of last year by over half of a second. (continued on page 12)



WOODBINE WHIZ - Debbie Esser of the Nebraska TC posted a New American Record in the 400MH with a time of 57.3. In addition, she also helped Nebraska's mile relay team to a 3:45.3 clocking, good for 4th. Her split was a very fine 53.5!

400 MH

One of the most impressive displays of running and hurdling took place before the majority of the crowd had even arrived. It was 1:00 and the band had finished playing and the officials had marched to their designated positions after the opening ceremonies. It was time for the 400 meter hurdles, the first event on the program and a match which had been building since the initial heats of qualifying. The field was strong, doubly so, with an assurance that Wendy Knudson's American Record of 59.1 was sure to be erased. It didn't take long to strengthen that belief as Pat Collins EI of the Atoms TC blistered the first heat in 59.3, setting a new meet record. Mary Ayers of Prairie View A&M established herself as a solid contender as she clocked 59.7 in the next heat. But to those who know the race there could be little doubt that the winner of the third heat, Debbie Esser, was the athlete to be reckoned with. She won her heat in a relaxed and eased up 60.1. It was a seemingly effortless performance.

The semi-finals, because of the six lane situation became very selective. There were two semi heats and only three to qualify from each heat. In the first semi Pat Collins EI, June Smith of Sports Int. and Michelle Hopper of Premier TC all went under 60.0 to qualify, with Collins EI apparently setting a new American Record at 58.7. However, it was disallowed later because of a misplaced 9th hurdle. Eliminated in this heat were Janice Lester, Clydine Crowder, the 1973 Girls Champion and Gail Fitzgerald, the 1973 Women's Champion. The second semi was equally impressive, but once again the cool, smooth, effortless Esser won the heat with little trouble clocking 59.0, a legitimate New American Record. The battle for the last two qualifying spots were annexed by Mary Ayers and Blue Ribbon's Debbie Vetter. Eliminated in this heat were Tonetta Rumph, the newly crowned 1975 Girls Champion, Susie White, the 1974 Girls Champion and Sandra Souza of Texas Womens University.

NATIONAL KALEIDOSCOPE

Eli Gagich, National Records Chairman, would like to emphasize that all meet directors should report all records to him as soon as possible if they are to be considered. Only four or five have been sent to him thus far this season.....High Jump champion Joni Huntley at White Plains walking across the field with Mitzi McMillan. Long before her first attempt at a high jump bar; a quick leap over the Javelin line flags. The result flat on her face! Mitzi's reply; "So your the six foot high jumper!".....Kathy Devine, Shot Putter from San Diego had the same type of luck with line flags. The California State High School Meet in Balboa Stadium was the scene of Kathy's great leap. Result; flat on her face and a very swollen ankle!..... Another Look-A-Like Award to Hilary Noden and Julie Brown, same event too!.....Computer at Nationals banded out relay splits for every girl on every team.....Interesting list of previous winners in AAU Championships printed up by White Plains Chamber of Commerce..On this list you will find that Stella Walsh won the 200 meters every year from 1942-1948. And a familiar name broke Stella's reign; Nell Jackson in 1949.... Has Willye White won more outdoor titles in the long jump than anyone else? Nope. Its Stella Walsh again, 11. Willye won 10...Stella Walsh, athlete supreme of the 30's and 40's won an incredible 28 AAU titles through four different events(11-IJ, 2-Discus,11-200 and 4-100.) Who was Stella Walsh? Check last months issue under 'Greatest Women Track Athletes'.....Peoria Pacettes displayed remarkable ability as the best synchronized leg crossers in Meet Headquarters lobby....Karin Smith, three time girls national javelin champion, popped a throw good enough to place her third in the women's competition and casually leaves to begin taking pictures of the rest of the competitive races.....Ditto Kathy Schmidt.....All six placers in this years Women's 800 meters were faster than the winning mark of 2:05.2 posted last year by Mary Decker!.....Madeline Manning Jackson's victory in the 800 was her third in that event (1967-1969-1975). She was also presented with the Red-book Award as the most outstanding athlete of the meet.... Jane Frederick ended Patty Van Wolvelaere's reign in the 100 meter hurdles. Patty had won the event every year since 1973.This year was the 14th time Tennessee State has won the 4x100 relay!.....Premier TC has an athletic trainer you just don't argue with. In her spare time she is the reigning 'World Professional Arm Wrestling Champion'. Actually she's a very nice girl. You can let go of my arm now Vicky! Oh yes, her name is Vicky Vodon and she appeared on the Johnny Carson Show last month....Heart throb Department: Carol Cook of Southwest Missouri State, beauty from head to toe.... Ditto, Diane Kummer of LATC.....Many thanks to Kathy Switzer, Stan Saplin, Ed Friel and all the many other folks who made it so much easier on me to obtain info and results....One of the 'bigger' surprises was Ann Turbyne of Gill's Gym in Maine. The powerfully built putter won it all in the Jr. Women's Shot as the 'names' looked on....In an AP story out of New York, "Robin Moore of Sports International, a favorite on the AAU's recent tour of China, set a meet record of 53.6 in the 400 meter run." Who??.....

400 MH (Continued)

So the stage was set for the match up between the seasoned veteran of hurdling, Pat Collins EI and Debbie Esser, Woodbine High School's gift to the Nebraska TC. The lane assignments for the final found Collins EI in one, Hopper in two, Esser in three, Vetter in four, Smith in five and Ayers in six.

At the gun Collins EI wasted little time as she made up the stagger on Hopper by the third hurdle. But Esser was out fast in lane three, as was Ayers on the outside. Collins EI made her move by the 7th hurdle and pulled slightly ahead of Esser coming down the home stretch. Her lead on Esser lengthened slightly over the 9th flight and then came Esser! Relaxed and with the poise of a veteran who had run the race all her life, Esser shifted gears and put on a blazing kick over the last flight to nip Collins EI at the tape. It was a strategically perfect race. But it was many other things; it was a new American Record at 57.3! and it was only .8 of a second off the listed World Record of 56.5 currently held by Kristina Kacperczyk of Poland. Speaking strictly in terms of time, that is closer than any American has come to a World Record in a lap event for quite some time!

Results:

(continued on next page)

SENIOR WOMEN (Continued)

Heats (three advance to semi finals)

1st Heat- 1-Pat Collins EL, Atoms TC, 59.3(meet record; old record 59.7, Andrea Bruce, Prairie View TC, 1974). 2-Susan White, Sports International, 60.4. 3-Clydyne Crowder, LATC, 61.2. 4-Cris Rassel, Peoria Pacettes, 63.4.

2nd Heat- 1-Mary Ayers, Prairie View TC, 59.7, 2-Debbie Vetter Blue Ribbon TC, 61.3. 3-Janice Lester, Long Beach Comets, 62.9. 4-Carol Addy, Ohio TC, 63.6.

3rd Heat- 1-Debbie Esser, Nebraska TC, 60.1. 2-Michelle Hopper, Premier TC, 60.8. 3-Gale Fitzgerald, Atoms TC, 61.1. 4-Diane Vetter, Blue Ribbon TC, 62.3.

4th Heat- 1-June Smith, Sports International, 60.4. 2-Tonetta Rumph, Atoms TC, 61.5. 3-Sandra Souza, Texas Women's U., 61.6. 4-Danette Wilson, Boulder Cinderbells, 63.8.

Semi final (two semi's, three to final)

1st Semi, 1-Pat Collins EL, Atoms TC, 58.7. 2-June Smith, Sports International, 59.6. 3-Michelle Hopper, Premier TC, 59.6. Janice Lester, Long Beach Comets, 60.4. 5-Clydyne Crowder, LATC, 60.6. 6-Gale Fitzgerald, Atoms TC, 60.6.

2nd Semi, 1-Debbie Esser, Nebraska TC, 59.0 (New US and meet record; old record 59.1 by Wendy Knudson). 2-Mary Ayers, Prairie View TC, 60.1. 3-Debbie Vetter, Blue Ribbon TC, 60.5. 4-Tonetta Rumph, Atoms TC, 60.7. 5-Susan White, Sports Int. 61.6. 6- Sandra Souza, Texas Women's U., 63.0.

Final:

1- Debbie Esser, Nebraska TC, 57.3 (New American and meet record; old record 59.0 by Miss Esser in semi) 2- Pat Collins EL, Atoms TC, 57.4. 3- Mary Ayers, Prairie View TC, 59.3. 4-June Smith, Sports International, 59.4. 5- Debbie Vetter, Blue Ribbon TC, 60.5. 6- Michelle Hopper, Premier TC, 62.6.

440 yd relay

As was the case in many races throughout the championships, the qualifying heats highlighted many of the meets quickest times. The 4x100 relay was one of these. The Atoms TC put it all together in the qualifying heat zipping to a 45.6, the fastest time recorded during the championships for this event. The second and third heats were won in an equally impressive fashion by the New Orleans Superdames and Tennessee State TC recording a 45.9 and 46.1 respectively.

Good handoffs turned out to be the exception rather than the rule in the final as Tennessee State TC won with its steady consistency. Chandra Cheeseborough carried the baton across for Tennessee in a winning time of 45.8 with a fast closing Sports International recording the same mark. Lakewood International nailed down the third spot holding off the Superdames Ashanti Obi. The Atoms TC of New York finished 5th at 46.8 with the Colorado Flyers sixth in 47.3.

The Results:

Heats (two teams advance to finals)

Heat 1, 1-Atoms TC (Carmen Brown, Pat Collins EL, Linda Cordy, Michelle McMillan), 45.6. 2-Lakewood International, 45.8. 3- Club Orange, Washington, DC, 47.0. 4-New York PAL, 47.3. 5- Long Beach Comets, 48.1.

Heat 2, 1-New Orleans Superdames (Isabelle Hartford, Pamela Jiles, Wanda Nicholson, Ashanti Obi), 45.9. 2-Sports International, 46.3. 3-Millbrae Lions TC, 46.7. 4-Groton TC, 48.1. Lewis Athletic Club, 50.9.

Heat 3, 1-Tennessee State TC, (Deborah Clay, Theresa Baugh, Brenda Morehead, Chandra Cheeseborough), 46.1. 2-Colorado Flyers, 47.6. 3-Klub Keystone, 48.7. 4-Fredrick TC, 48.9.

Final:

1- Tennessee State TC, (Deborah Clay, Theresa Baugh, Brenda Morehead, Chandra Cheeseborough) 45.8. 2- Sports International, 45.8. 3-Lakewood International 46.0. 4- New Orleans Superdames, 46.3. 5- Atoms TC, 46.8. 6- Colorado Flyers, 47.3.

1500m

This event brought together a strong field with a mish-mash of runners with varying degrees of versatility. Most competitors vying for the title here had run very credible times in anything from the 800 to the 10,000 and few claimed the distinction of being exclusively a 1500 specialist. There were two heats of qualifying with six runners advancing to the final from each heat. The first heat included three placers from the Jr. Women's division championship. Jan Merrill of New London, Conn. (the 800 meter Jr. Champ) raced to a 4:25.3

clocking followed by the third placer in the Jr. Women 1500 Margaret Groos of the Nashville Whippets in 4:26.6. The remainder of the qualifiers in the heat finished in a relaxed fashion.

The second heat qualifying witnessed a group of six that were practically glued to each other's shirt tails. Only .4 of a second separated the six. Cindy Bremser led the way in 4:33.4 with Hilary Noden completing the top six in 4:33.8.

The final presented a strong field with defending champion Julie Brown the odds on favorite. The pace was blistering from start to finish with a number of girls exchanging turns as the leader. With Merrill, Bremser and Brown carrying the pace through the final 400, it was finally Julie Brown of the LATC who broke away to win in a meet record time of 4:13.5. So fast was the race that the first four finishers were under the meet record. 5th place Kate Keyes of LATC was only .2 off at 4:18.6. Margaret Groos rounded out the top six with a lifetime best of 4:20.2. Brown's time ranks her third on the all-time US list with only Francie Larrieu and Francie Goodrich having run faster. Merrill, Bremser and Cindy Poor of San Jose also moved on to the top ten list with their efforts.

The Results:

Heats (Six from each heat to final)

Heat 1, 1-Jan Merrill, Age Group AA, 4:25.3. 2-Margaret Groos, Nashville Whippets, 4:26.6. 3-Kathy Gibbons, Glendale Gauchos, 4:28.8. 4-Lalani Kelly, Pioneer Athletic Club, 4:30.3. 5-Julie Brown, LATC, 4:31.4. 6-Carol Flournoy, So Cal Cheetahs, 4:32.6. 7-Teri Anderson, San Jose Cinderbells, 4:34.

Heat 2, 1-Cindy Bremser, Wisconsin TC, 4:33.4. 2-Brenda Webb, Kettering Striders, 4:33.4. 3-Katy Schilly, Syracuse Chargers, 4:33.7. 4-Kate Keyes, LATC, 4:33.7. 5-Cindy Poor, San Jose Cinderbells, 4:33.8. 6-Hilary Noden, Shore Athletic, 4:33.8.

Final:

1- Julie Brown, Los Angeles TC, 4:13.5 (meet record, old record, 4:18.4, Francie Larrieu, 1972). 2- Jan Merrill, Age Group AA, 4:14.4. 3- Cindy Bremser, Wisconsin TC, 4:15.0. 4- Cindy Poor, San Jose Cinderbells, 4:17.2. 5- Kate Keyes, Los Angeles TC, 4:18.6. 6- Margaret Groos, Nashville Whippets, 4:20.2.

100m

Once again a strong field of runners were lumped into five qualifying heats with a rather relaxed effort for most of the favorites. Rosalyn Bryant of Mayor Daley Youth Foundation and Renaye Bowen of Lakewood Int. (winners of the first two heats) led all qualifiers through the heats recording 11.7'S.

The semis, although closely contested, did not produce the quick times as did the qualifying. Once again Bryant and Bowen handled the field in their respective heats stopping the watches at 11.8, with Rochelle Davis of TWU topping the third semi in that identical time. Misfortune struck in the 3rd semi as Veronica Harris of Chicago State pulled up 60 meters out with a severe hamstring pull. Veronica was the AIAW Collegiate Champion in this event and could have figured prominently in the final.

The final assembled the fastest of the fast. Or so everyone thought. Bryant and Bowen drew the inside lanes (3 and 4). In two and five were Rochelle Davis and Matteline Render of NY PAL. On the outside was Chandra Cheeseborough, the Jr. Women's Champion and Martha Watson of the Lakewood Int.

The start was good and all were out clean and fast, with Martha Watson finishing fast at the tape. The race ended in a literal blanket finish. The first four finishers were given the same mark (11.6) with Rosalyn Bryant getting the nod after a 30 minute delay while judges looked over the photo. Martha Watson with an exceptionally good lean slipped in for second. The distance between Davis and Bowen was termed indistinguishable and they tied for third.

Curiously, the winning mark was exceeded by the first three finishers in the Jr. Women's Championship.

Heats (Five heats, three from each to semi-finals)

Heat 1, 1-Rosalyn Bryant, Mayor Daley YF, 11.7. 2-Sandra Howard, Long Beach Comets, 11.9. 3-Dolly Fleetwood, So Cal Cheetahs, 12.0. 4-Gwen Smith, Columbus Unity, 12.3. 5-La Roya Huff, Sports International, 12.3.

Heat 2, 1-Renaye Bowen, Lakewood International, 11.7. 2-Veronica Harris, Chicago State U., 12.1. 3-Matteline Render, New York PAL, 12.2. 4-Deborah Clay, Tennessee State TC, 12.2. 5-Mary Lou Jasnock, Nebraska TC, 12.4.

(continued on next page)

SENIOR WOMEN (Continued)

Heat 3, 1-Martha Watson, Lakewood International, 12.0. 2-Linda Jackson, unatt. Houston, Tex., 12.2. 3-Beatrice Emodi, New Orleans Superdames, 12.2. 4-Freda Hancock, Colorado Flyers, 12.2.

Heat 4, 1-Rochelle Davis, Texas Women's U., 11.9. 2-Ashanti Obi, New Orleans Superdames, 11.9. 3-Pat Collins El, Atoms TC, 12.0. 4-Elaine Parker, Millbrae Lions TC, 12.1. 5-Karen Arp, Lubbock TC, 12.2.

Heat 5, 1-Chandra Cheeseborough, Tennessee State TC, 11.8. 2-Pam Greene, Colorado State, 12.0. 3-Pam Riggs, unatt., Seattle, Wash., 12.1. 4-Penny Slaughter, Lakewood International 12.1. 5-Sandra Upshaw, Club Orange, 12.4.

Semi-finals (Three semi-finals with two advancing to final)

Semi 1, 1-Rosalyn Bryant, Mayor Daley YF, 11.8. 2-Martha Watson, Lakewood International, 11.9. 3-Ashanti Obi, New Orleans Superdames, 11.9. 4-Pat Collins El, Atoms TC, 12.0. 5-Pam Riggs, unatt. Seattle, Wash., 12.2.

Semi 2, 1-Renaye Bowen, Lakewood International, 11.8. 2-Mattline Render, New York PAL, 11.8. 3-Sandra Howard, Long Beach Comets, 11.8. 4-Dolly Fleetwood, So Cal Cheetahs, 11.9. 5-Pam Greene, Colorado State, 12.1.

Semi 3, 1-Rochelle Davis, Texas Women's U., 11.8. 2-Chandra Cheeseborough, Tennessee State TC, 12.0. 3-Beatrice Emodi, New Orleans Superdames, 12.2. 4-Linda Jackson, unatt. Houston Texas, 12.3. Veronica Harris did not finish.

Final:

1- Rosalyn Bryant, Mayor Daley YF, 11.6. 2- Martha Watson, Lakewood International, 11.6. 3- (tie) Renaye Bowen, Lakewood International and Rochelle Davis, Texas TC, 11.6. 5- Chandra Cheeseborough, Tennessee State TC, 11.7. 6-Mattline Render, New York PAL, 11.7.

400m

The six lane track took its first noticeable toll here as the strongest, deepest quality field in recent years assembled for the 400 meters. The five qualifying heats all proceeded pretty much according to plan as the favorites won or at least placed. Robin Campbell led all qualifiers through the heats with a sizzling 53.0. No other heat winners were forced to go faster than 54.0. However, the problems began to arise in the semis. (Ed. Note: A detailed explanation may be found in the editorial section on page 2.) Robin Campbell won the first semi, recording a creditable 53.3. Debra Sapenter, the defending champion from Prairie View TC, annexed the second semi in a quick 52.7. Debra Armstrong, Sports International, won the third semi in 52.6 to lead all final qualifiers.

The final found Robin Campbell in lane one, Debra Sapenter in two, the Atoms TC Lorna Forde (Barbados, National Champ) in three, Jr. runner-up Pat Helms of Klub Keystone in four, Olympian Jarvis Scott from Premier TC in five, and Debra Armstrong on the outside.

Sapenter, the sleeping giant, had been somewhat quiet throughout the season, running well but lacking in outstanding times. So with the gun Debra wasted little time in totally demolishing the field. Out fast around the first turn, Sapenter erased the stagger on Lorna Forde and Pat Helms by the 200. At the 300 all that was left for Sapenter was to overtake Jarvis Scott as Debra Armstrong began to fade. Down the stretch it was all Sapenter as she broke the tape in 51.6, tying the American record set by Kathy Hammond in 1972 at Munich. Strong finishes by Lorna Forde and Robin Campbell helped them to second and third place spots respectively (52.6 and 52.7).

The Results:

Heats (Five heats, three in each heat to semi-final)

Heat 1, 1-Robin Campbell, Sports International, 53.0. 2-Pat Helms, Klub Keystone, 53.7. 3-Sharon Dabney, Clippers TC, 54.7. 4-Mona Henkes, Texas Women's U., 55.7. 5-Trudi Rebsamen, Peoria Pacettes, 57.3.

Heat 2, 1-Debra Sapenter, Prairie View TC, 54.3. 2-Debra Byfield, Berkeley East Bay TC, 54.3. 3-Sharon Dill, Lakewood International, 56.9. 4-Karel Jones, Atoms TC, 58.0.

Heat 3, 1-Debra Armstrong, Sports International, 54.0. 2-Debbie Roberson, LATC, 55.6. 3-Brenda Nichols, Atoms TC, 55.8. 4-Janis Vetter, Blue Ribbon TC, 56.0. 5-Marquita Belk, San Jose Cindergals, 58.2.

Heat 4, 1-Jarvis Scott, Premier TC, 54.2. 2-Sheila Choates, Tennessee State TC, 54.3. 3-Debbie Pastel, Sports International, 54.7. 4-Robin Blaine, Atoms TC, 55.5. 5-Charisse DeHaven, Fort Wayne PAL, 58.1.

Heat 5, 1-Lorna Forde, Atoms TC, 54.0. 2-Gwen Norman, Sports International, 54.4. 3-Chris Schilly, Syracuse Chargers, 56.2. 4-Yvonne Braxton, Colorado Flyers, 56.4. 5-Carolyn Brinkley, Club Orange, 56.5.

Semi-finals (Two in each semi to final)

Semi 1, 1-Robin Campbell, Sports International, 53.3. 2-Pat Helms, Klub Keystone, 53.7. 3-Sheila Choates, Tennessee State TC, 53.9. 4-Brenda Nichols, Atoms TC, 55.3. 5-Chris Schilly, Syracuse Chargers, 55.7.

Semi 2, 1-Debra Sapenter, Prairie View TC, 52.7. 2-Jarvis Scott, Premier TC, 53.3. 3-Gwen Norman, Sports International, 53.7. 4-Sharon Dabney, Clipper TC, 54.9.

Semi 3, 1-Debra Armstrong, Sports International, 52.6. 2-Lorna Forde, Atoms TC, 52.8. 3-Debra Byfield, Berkeley East Bay TC, 53.2. 4-Debbie Pastel, Sports International, 55.7. 5-Debbie Roberson, LATC, 56.3.

Final:

1- Debra Sapenter, Prairie View TC, 51.6 (ties American record set by Kathy Hammond, 1972). 2- Lorna Forde, Atoms TC, 52.6. 3- Robin Campbell, Sports International, 52.7. 4- Pat Helms, Klub Keystone, 53.3. 5- Jarvis Scott, Premier TC, 54.1. 6- Debra Armstrong, Sports International, 54.6.

100MH

As became the case in most all the races the battle to get to the final produced championship quality times. The first heat shaped up as a sizzler with defending champion Pat Von Wolvelaere, indoor champion Deby LaPlante and Jr. Women's champ Rhonda Brady all vying for qualifying spots. With 3 qualifying in each heat, there was little else for the other competitors in this heat to do but hope! As was to be expected, the above three led the way in qualifying with Van Wolvelaere posting a 14.1. In the remaining heats, Sherry Bellew, Tennessee State TC, Pentathlete Jane Frederick, and Carmen Brown, Atoms TC, all secured winning positions.

Jane Frederick took over the favorite spot in the semis as she easily won her heat in 13.7. A surprise in the same heat found Pat Van Wolvelaere failing to qualify as she got off slowly and trailed Frederick at the third hurdle. She then attempted to put on a rush at the fourth hurdle but to no avail. Van Wolvelaere's lunge at the tape was accompanied by obvious pain as she finished with an apparent injury to her foot. With Van Wolvelaere out of the picture the battle for honors centered on LaPlante and Frederick. With a much improved start, Frederick came out even with LaPlante in the final. However, her tremendous strength and increasing momentum proved to be the undoing of LaPlante as Frederick swiped the title and looked as if five more flights of hurdles might finally find her at full speed.

Heats (Four heats, three to qualify for each to semi)

Heat 1, 1-Pat Van Wolvelaere, Wilt's Wonder Women, 14.1. 2-Deby LaPlante, unatt. Inkster, Mich., 14.1. 3-Rhonda Brady, Mayor Hatcher YF, 14.3. 4-Lorraine Tummings, Atoms TC, 14.8. 5-Jeanine Shepard, Gazelle TC, 14.8.

Heat 2, 1-Sherry Bellew, Tennessee State TC, 14.0. 2-LaVonne Neal, Philadelphia Hawks, 14.2. 3-Sonja Hardy, Boulder Cinderbells, 14.4. 4-Lucy Vaamon, Texas Women's U., 14.6. 5-None.

Heat 3, 1-Jane Frederick, LATC, 14.1. 2-Pat Donnelly, Lakewood International, 14.2. 3-Susan White, Sports International, 14.7. 4-Deanne Carlson, Wilt's Wonder Women, 14.8. 5-Susie Wingham, Texas TC, 15.8.

Heat 4, 1-Carmen Brown, Atoms TC, 14.1. 2-Carol Thomson, Delaware Sports Club, 14.2. 3-Mary Ayers, Prairie View TC, 14.5. 4-Janice Lester, Long Beach Comets, 14.8. 5-Rosalyn Anderson, Fredrick TC, 15.0.

Semi-finals (Two semi-final heats, three advance to final)

Semi 1, 1-Deby LaPlante, unatt., Inkster, Mich., 13.9. 2-Carmen Brown, Atoms TC, 14.0. 3-Carol Thomson, Delaware Sports Club, 14.1. 4-Sherry Bellew, Tennessee State TC, 14.3. 5-Rhonda Brady, Mayor Hatcher YF, 14.6. 6-Susan White, Sports International, 14.9.

Semi 2, 1-Jane Frederick, LATC, 13.7. 2-Pat Donnelly, Lakewood International, 14.1. 3-Sonja Hardy, Boulder Cinderbells, 14.2. 4-Pat Van Wolvelaere, Wilt's Wonder women, 14.3. 5-LaVonne Neal, Philadelphia Hawks, 14.3. 6-Mary Ayers, Prairie View TC, 14.6.

Final:

(continued on next page)

1- Jane Frederick, Los Angeles TC, 13.8. 2- Deby LaPlante, Inkster, Mich. 13.9. 3- Pat Donnelly, Lakewood International, 14.2. 4- Carol Thompson, Delaware Sports Club, 14.3. 5- Sonya Hardy, Boulder Cinderbells, 14.3. 6- Carmen Brown, Atoms TC, 14.5.

800m

This was perhaps the highlight event of the Senior division. The semi-final heats were adequate evidence that this group was ready to run. Susan Vigil, Mary Decker, and Liane Swegle all ran 2:10.0 or better, yet still failed to qualify for the final. Wendy Knudson and Madeline Jackson set the pace in the semis as each won her heat.

The final stacked up as a real 'barn-burner' with Madeline Jackson improving with every race, Kathy Weston and Cheryl Toussaint fresh from a successful tour of China, Chicago State's Tecla Chemabwai, collegian Marilyn Carlson, and West Suburban TC's Kathy Hall. Along with dependable Debbie Vetter and Wendy Knudson the field was sure to be pressed to the fullest. As it happened, Jackson led a very tight pack over the first quarter and they passed the halfway mark in 60.3. Then Jackson left the pack, or it may be more accurate to say that the pack left Jackson. Madeline proceeded to finish up with a 60.2 last quarter and run a picture perfect 2:00.5 for a new American record.

Following Jackson came the remainder of the field with a mad rush to the finish as all six placers ran under 2:04.9.

Semi-final, (Two semi-finals, four advance to final).

Semi 1, 1-Wendy Knudson, Colorado State U. 2:08.6. 2-Kathy Weston, Will's Spikettes, 2:08.9. 3-Kathy Hall, West Suburban TC, 2:09.1. 4-Marilyn Carlson, Central Missouri State, 2:09.7. 5-Liane Swegle, Falcon TC, 2:10.0. 6-Kathy Costello, Orinda TC, 2:12.6.

Semi 2, 1-Madeline Jackson, Cleveland TC, 2:05.6. 2-Cheryl Toussaint, Atoms TC, 2:06.3. 3-Debbie Vetter, Blue Ribbon Track Club 2:06.7. 4-Tecla Chemabwai, Chicago State, 2:07.3. 5-Susan Vigil, Duke City Dashers, 2:08.6. 6-Mary Decker, Lakewood International, 2:09.9.

Final:

1- Madeline Jackson, Cleveland TC, 2:00.5 (New American record, old record 2:00.9 by Mrs. Jackson in 1968, also new meet record). 2- Kathy Weston, Will's Spikettes, 2:02.9. 3- Cheryl Toussaint, Atoms TC, 2:03.1. 4- Kathy Hall, West Suburban TC, 2:04.4. 5- Debbie Vetter, Blue Ribbon TC, 2:04.7. 6- Wendy Knudson, Colorado State, 2:04.8.

200m

After a withering sixth place finish in the 400, the odds for Debra Armstrong placing in the 200 against the likes of Rosalyn Bryant and Pam Jiles were, at best, minimal. But not only did she place, she reached into her bag of tricks to convincingly defeat a very strong field as all competitors ran under 23.9. Former Olympian Armstrong appeared to be fresh as a daisy in the final as she stunted any hopes of Bryant completing a double in the 100/200.

Heats (Six heats, three to qualify for semi-final)

Heat 1, 1-Rosalyn Bryant, Mayor Daley YF, 23.5. 2-Evelyn Ashford, Will's Spikettes, 24.2. 3-Linda Cordy, Atoms TC, 24.5. 4-Rhonda McManus, Southern Univ., 24.7. 5-Yolanda Rich, Long Beach Comets, NT.

Heat 2, 1-Deborah Armstrong, Sports International, 23.3. 2-Freda Hancock, Colorado Flyers, 24.3. 3-Pam Riggs, unatt., Seattle, Wash., 24.4. 4-Vicki Sturn, unatt., Billings, Mont. 24.8. 5-Deborah Clay, Tennessee State U., 25.1.

Heat 3, 1-Pam Greene, Colorado State U., 23.9. 2-Karyn Denis, Michigan State, 24.7. 3-Valerie Milan, Mayor Daley YF, 24.8. 4-Linda Jones, Gazelle TC, 25.0. 5-Brenda Morehead, Tennessee State TC, 24.9.

Heat 4, 1-Michelle McMillan, Atoms TC, 24.3. 2-Theresa Montgomery, Southern Univ., 24.5. 3-Rosetta Birt, Lakewood International, 25.0. 4-Gwen Smith, Columbus Comm. Club, 25.1.

Heat 5, 1-Lorna Forde, Atoms TC, 23.8. 2-Pamila Jiles, New Orleans Superdames, 24.2. 3-Sandra Upshaw, Club Orange, 24.7. 4-Veronica Harris, Chicago State, 25.0. 5-LaRoya Huff, Sports International, NT.

Heat 6, 1-Ashanti Obi, New Orleans Superdames, 23.6. 2-Renaye Bowen, Lakewood International, 23.8. 3-Theresa Baugh, Tennessee State U., 24.6. 4-Sandy Muse, Wilt's Wonder Women, 25.1.

Semi-final (Three semi-finals, two advance to final from each).

Semi 1, 1-Debra Armstrong, Sports International, 23.6. 2-Michelle McMillan, Atoms TC, 24.0. 3-Renaye Bowen, Lakewood International, 24.3. 4-Daryn Dennis, Michigan State, 24.5. 5-Valerie Milan, Mayor Daley YF, 24.7. 6-Pam Riggs, unatt., Seattle, Wash., 25.0.

Semi 2, 1-Rosalyn Bryant, Mayor Daley YF, 23.5. 2-Pamela Jiles, New Orleans Superdames, 23.7. 3-Linda Cordy, Atoms TC, 24.2. 4-Theresa Montgomery, Southern Univ., 24.2. 5-Pam Greene, Colorado State U., 24.6. 6-Rosetta Birt, Lakewood International, 24.7.

Semi 3, 1-Lorna Forde, Atoms TC, 23.5. 2-Ashanti Obi, New Orleans Superdames, 23.6. 3-Evelyn Ashford, Will's Spikettes, 24.4. 4-Freda Hancock, Colorado Flyers, 24.5. 5-Theresa Baugh, Tennessee State TC, 25.0.

Final:

1- Debra Armstrong, Sports International, 23.0. 2- Rosalyn Bryant, Mayor Daley YF, 23.2. 3- Pam Jiles, New Orleans Superdames, 23.5. 4- Lorna Forde, Atoms TC, 23.8. 5- Ashanti-Obi, New Orleans Superdames, 23.8. 6- Michelle Mc Millan, Atoms TC, 23.8.

3000 METERS

Lynn Bjorklund, the Duke City Dashers wonder-runner, cut loose from the field, setting a new American record and obliterating Francie Larrieu's old mark of 9:16.0. Her time of 9:10.6 was almost three seconds ahead of her nearest rival, Cindy Bremser of the Wisconsin TC. But the race was not as close as the times reveal. Peg Neppel, the eventual third placer, ran with Bjorklund for a little over a mile before the girl in the green and gold began to lengthen her margin.

With Bjorklund turned and watching the remainder of the finishers come across, Julie Brown and Jan Merrill fought it out for 4th and 5th while Carol Cook, who finished 10th this past year in the Women's Cross Country Championship, completed the top six placers, clocking 9:25.0.

Final

1- Lynn Bjorklund, Duke City Dashers, 9:10.6 (New American and meet record, old record, 9:16.0 by Francie Larrieu, 1972). 2- Cindy Bremser, Wisconsin TC, 9:13.4. 3- Peg Neppel, Iowa State TC, 9:17.4. 4- Julie Brown, Los Angeles TC, 9:19.4. 5- Jan Merrill, Age Group AA, 9:19.8. 6- Carol Cook, Southwest Missouri State, 9:25.0.

Others: 7-Kate Keyes, LATC, 9:26.6. 8-Debbie Quatier, Falcon TC, 9:37.2. 9-Kathy Gibbons, Glendale Gauchos, 9:44.9. 10-Linda Heinmiller, LATC, 9:45.0. 11-Eryn Forbes, Portland TC, 9:46.4. 12-Cheryl Bridges, LATC, 9:48.0.

1500m WALK

There wasn't a spectator in the crowd who would have given odds against Sue Brodock in this race. She had already soundly defeated the Jr. field, and most were returning in the Senior division. In the final result only Roberta Widmann, Fort Wayne PAL, in 6th, was not in the Jr. race. However, the glaring difference was that Lisa Metheny Brodock's teammate, had upset her for the Senior title. In addition, Lisa's time eclipsed Brodock's winning mark from the Jr. competition. It was also a new meet and American record! It was 'double trouble' for Teri Teagarden as she was once again disqualified for a running violation. Blue Angel teammate, Cynthia Johnson was also disqualified. The two had finished 4th and 5th.

Final:

1- Lisa Metheny, Rialto Roadrunners, 6:46.6 (New American and meet record, old record, 6:50.4 by Jeannie Bocci, 1972.). 2- Susan Brodock, Rialto Roadrunners, 6:58.1. 3- Linda Brodock, Rialto Roadrunners, 7:03.4. 4- Chris Sakelarios, Redwood City Flyers, 7:26.0. 5- Cristy Dotseth, unatt. Orland Park, Ill. 7:26.1. 6- Bobbi Widmann, Fort Wayne PAL, 7:40.5. (Cynthia Johnson and Terry Teagarden, both Blue Angels TC finished 4th and 5th but were disqualified).

Others: 7-Rebecca Villalvazo, Rialto Road Runners, 7:45.0. 8-Carol Mohanco, Kettering Striders, 7:47.5. 9-Mary Beth Harwick, West Penn TC, 7:56.5. 10-Mary deVries, Kettering Striders, 8:25.4.

(continued on next page)

WHITE PLAINS ACTION IN PICTURES by JEFF JOHNSON



TWO-TIMER AT TWO MILES - Lynn Bjorklund, the Duke City Dashers tireless distance ace, repeated her outstanding performance of last year, winning both divisions of the 3000 meters. Above, she shown enroute to a fine 9:10.6 and followed by Iowa's Peg Neppel.



TIGERBELLES TIMES FOUR - Tennessee State TC almost completely dominated the sprints in White Plains. Above are four reasons why. The victorious 4x100 relay (Brenda Moorehead, Teresa Baugh, Chandra Cheeseborough, Mary Williams) was timed in 45.8.



BUTTON TELLS THE STORY - Martha Watson, Queen of American Long Jumpers made it three in row this year defending her crown with a leap of 21'3".



IMPRESSIVE MILLING - The three pictured above (L-R) Jan Merrill, Cindy Bremser and Julie Brown all ran well enough to place themselves in America's All-Time top ten list. Julie Brown came out on top in this race however, with a fine 4:13.5.



AMERICAN RECORD QUARTET - The Blue Ribbon TC foursome of(L-R) Julie Stibbe, Janis Vetter, Debbie Vetter and Diane Vetter won both divisions of the Two Mile Relay.



TURBYNE GETS TORQUE - Ann Turbyne of Gilly's Gym in Winslow, Maine, surprised all the favorites and won the Jr. Women's division Shot Put with a heave of 48'1".



ALL IN A DAY'S WORK - Jane Frederick powers through the last hurdle with Debi LaPlante and Patrice Donnelly(right) in close pursuit. Fredericks winning mark in the 100MH was 13.8.

SENIOR WOMEN (Continued)

2 MILE RELAY

As seemingly tireless Debbie Vetter of Blue Ribbon TC was called upon to once again anchor a relay for her club. Running her twelfth race in four days. She answered the call with a 2:08.2 effort to lock up the victory for Blue Ribbon and in addition set an American Record along the way. Blue Ribbon's over-all time was 8:46.4 which was the equivalent of a 2:11.6 per girl. The splits on the winners were Diane Vetter, 2:12.3, Julie Stibbe, 2:17.0, Janis Vetter, 2:08.9, and Debbie at 2:08.2.

As was the case in the Junior Women's division, Robin Campbell and Sports International were hot on the trail of Blue Ribbon but never got the superior leg over the first three runners to put Campbell in striking distance. Sports International finished 2nd in 8:49.8, just .6 off the old record. In third place, the San Jose Cindergals, who had won this event every year since its inception in 1972, clocked 8:50.6. The competitiveness of this event continues to improve each year as more and more clubs become deeper in quality among their distance runners.

The Results:

Final:

1- Blue Ribbon TC (Diane Vetter, Julie Stibbe, Janis Vetter, Debbie Vetter) 8:46.4 (New American and meet record, old American and meet record, 8:49.2, San Jose Cindergals). 2- Sports International, 8:49.8. 3- San Jose Cindergals, 8:50.6. 4- Los Angeles TC, 8:53.6. 5- Falcon TC, 8:55.9. 6- Kettering Striders, 9:00.8.

Others: 7-Track America, 9:01.8. 8-Metroplex Striders, 9:04.0. 9-Peoria Pacettes, 9:06.2. 10-Klub Keystone, 9:06.8. 11-Ohio TC, 9:07.2. 12-Duke City Dashers, 9:08.0.

880 MEDLEY RELAY

This was an almost tailor-made event for the versatile Sports International team. SITC, which was made up of Rosie Allwood, Gwen Norman, Debra Armstrong and Robin Campbell, zipped the two lap event in 1:40.0, a new American record. No one else was close, as the New Orleans Superdames finished 2nd in 1:42.4 and Lynn Smith, running a very fine anchor leg, helped Wilt's Wonder Women to 3rd in 1:43.3. Klub Keystone, who had qualified behind Sports International in the trials, was disqualified for a zone violation.

Semi-final, (Three semi-finals, two teams qualify for final)

Semi 1, 1-Falmouth TC (Ventua, Halady, Hokamb, Forman), 1:45.0. 2-Wilt's Wonder Women, 1:45.6. 3-Peoria Pacettes, 1:45.7. 4-Mallory Challengers, 1:46.2. 5-Club Orange, 1:NT. Atoms TC disqualified for two false starts.

Semi 2, 1-Sports International (Alwood, Norman, Armstrong, Campbell), 1:42.1. 2-Klub Keystone, 1:46.0. 3-New York PAL, 1:46.4. 4-Long Beach Comets, 1:47.0. 5-Nebraska Track Club, 1:48.1.

Semi 3, 1-New Orleans Superdames (Hartford, Emodi, Jiles, Givens) 1:48.1. 2-Tennessee State TC, 1:44.1. 3-Atom TC, 1:47.3. 4-Fredrick TC, 1:48.1.

Final:

1- Sports International TC, (Rose Allwood, Gwen Norman, Debra Armstrong, Robin Campbell), 1:40.0. 2- New Orleans Superdames, 1:42.4. 3- Wilt's Wonder Women, 1:43.3. 4-Tennessee State TC, 1:44.3. 5-Falmouth TC, 1:46.4. 6- Klub Keystone, 1:46.9(Disq).

4x440 RELAY

There were so many Atoms TC uniforms on the track during this race it looked like a team workout! Through the trial heats the Atoms 'A' and 'B' teams easily qualified for the final. A sizzling third heat found the Superdames, Atoms 'A', and LATC bunched together after two legs. Then with LATC's Chris A'Harrah gathering up the baton, she quickly moved LATC into the lead around the first turn, running a blistering first 220. But the erratic pace took its toll; and A'Harrah faded badly, handing off in sixth place with a 61.5 leg. Meanwhile, Ashanti Obi of the New Orleans Superdames completed the relay for New Orleans in 3:44.4, fastest of all qualifiers.

The final saw more Atoms. Brenda Nichols led off the 'A' team with a 55.7 and never looked back as the next question was, could the 'B' team place an unprecedented 2nd behind the 'A'?

The New Orleans team, however, threw a wrench into that idea, but the Atoms 'B' team finished third in a time any coach would enjoy having his best team run (3:45.0).

The Atoms 'A' team of Nichols, Robin Blaine, Lorna Forde, and Cheryl Toussaint set a new meet and American All-Comers record of 3:37.9.

Just for kicks, that's about 54.4 per leg! Not bad, huh?

Heats (Three heats, two teams qualify from each to final)
Heat 1, 1-Atoms TC "A" (DeSanders, Fitzgerald, Jones, Andrews), 3:45.6. 2-Premier TC, 3:45.6. 3-Nebraska TC, 3:47.8. 4-Texas Women's U., 3:48.4.

Heat 2, 1-Sports International, (Armstrong, Norman, Pastel, Alwood), 3:45.9. 2-New York PAL, 3:51.5. 3-Falcon TC, 3:52.5. 4-Orinda TC, 3:56.1. 5-Klub Keystone, 3:56.7. Peoria Pacettes ran second(3:48.0) and were disqualified for leaving lane.

Heat 3, 1-New Orleans Superdames (Nicholson, Givens, Jiles, Obi) 3:44.4. 2-Atoms TC "B" 3:45.0. 3-Falmouth TC, 3:47.7. 4-Long Beach Comets, 3:49.8. 5-Los Angeles Track Club, 3:53.9. 6-San Jose Cindergals, 3:59.9.

Final:

1- Atoms TC (Brenda Nichols, Robin Blaine, Lorna Forde, Cheryl Toussaint) 3:37.9 (meet record, old record 3:38.8, Atoms TC and Sports INT., 1971). 2- New Orleans Superdames, 3:42.5. 3- Atoms TC 'B' team, 3:45.0. 4- Premier TC, 3:45.4. 5- New York PAL, 3:53.6 no sixth.

HIGH JUMP

A repeat performance of the Jr. Meet was anxiously anticipated between Huntley and Girvan but never came to pass. Apparently, Paula Girvan was forced to scratch after her head hit one of the high jump standards during warm-ups. So, with Susan Hackett and Pam Spencer exchanging places from the Jr. final, this time in second and third, Joni Huntley once again was the class of the field in winning with a mark of 6'0". Karen Moller and Cindy Sandberg tied for 5th, and Jane Frederick, although clearing 5'9" to equal Spencer, had more misses.

Qualifying Round (14 qualified for final clearing 5'6")

Jean Baltz, Peoria Pacettes; Pam Blackburn, unatt. Palo Alto, Ca.; Cindy Gilbert, Wilt's Wonder Women; Paula Girvan, Sports International; Jane Frederick, LATC; Susan Hackett, unatt., River Edge, La.; Pam Heitzman, Flathead Valley Timberettes; Joni Huntley, Oregon TC; Karen Krichko, unatt. Sharon, Pa.; Karen Moller, Delaware Sports Club; Cris Remmling, Wilt's Wonder Women; Pam Spencer, Great Falls Roadrunners; Cindy Sandberg, San Jose Cindergals; Louise Ritter, Red Oak TC.

Others: Cindy Gilbert, Wilt's Wonder Women; 5'6" (first try, three misses at 5'8"). Jean Baltz, Peoria Pacettes; 5'6" (first try, three misses at 5'8"). Karen Krichko, unatt. Sharon, Pa; 5'6" (second try, three misses at 5'8"). Pam Blackburn, 5'6" (second try, three misses at 5'8"). Pam Heitzman, Flathead Valley Timberettes, 5'6" (third try, three misses at 5'8"). Louise Ritter, Red Oak TC, 5'6" (third try, three misses at 5'8"). Cris Remmling, Wilt's Wonder Women, 5'6", (failed to clear opening height).

Final:

1- Joni Huntley, Oregon TC, 6'0". 2- Susan Hackett, unatt. River Edge, La., 5'10". 3- Pam Spencer, Great Falls Roadrunners, 5'9". 4- Jane Frederick, Los Angeles TC, 5'9". 5- tie, Karen Moller, Delaware Sports Club and Cindy Sandberg, San Jose Cindergals, 5'8".

SHOT PUT

The Depth of this event strengthened as did most of the field events in 1975. Maren Seidler once again dominated the competition with a heave of 53'2 1/2". It was the sixth time in the last nine years that Seidler has won this event. Emily Dole improved on her Jr. Women's mark to place 4th here, with Ann Turbyne, Jr. champ, also improving her girls' mark to place 6th. Pentathlete Jane Frederick continued to pile up points for LATC with a 5th place finish. Seidler's consistency was more evident this year than in the past as her series shows; 52-2, 51-10 1/2, 52-3, F, 53-2 1/2-52-9 1/4!

(continued on page 15)

"Show me a runner whose shoes don't fit, and I'll show you a loser"

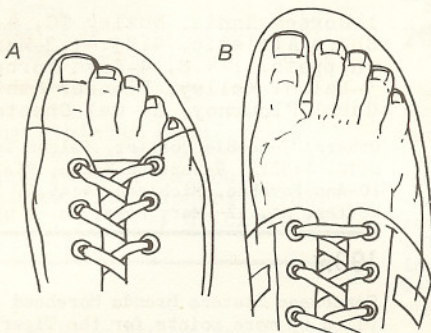
— Jim Davis, President, New Balance Athletic Shoe Inc.

At New Balance we tend to think of those words as Running Shoe Gospel. For 20 years we've been manufacturing racing and training shoes in width sizes as well as lengths. Conventional athletic shoe thinking says that one width can be laced and tightened to fit all feet. We say that's just so much bushwah. And the pinched toes and sore arches and blisters on top of the feet experienced by runners who wear those other shoes just prove our point.

With New Balance you get the shoe that fits your foot perfectly, in all lengths and widths from 3½ AA to 15 EEE. Our laces run only the length of the special saddle over the instep — which puts tightening and arch support exactly where they should be. Your toes stay loose, and the seamless tongue prevents any chafing or binding.

A
Lacing to the toe constricts the toes and may cause blistering on top of the foot.

B
The New Balance method restricts lace tightening to our saddle over the instep, assuring toe freedom.



To order these New Balance shoes, or for information about our incredible "Spare Pair" resoling service, send us the coupon below. A foot tracing taken while you are standing helps us guarantee your perfect fit.

Please send me:	length	width
_____ pair 3:05 @ \$23.95	Size: _____	_____
_____ pair 2:05 @ \$20.80	Size: _____	_____
_____ pair Trackster III @ \$27.95	Size: _____	_____
_____ pair Competition @ \$17.50	Size: _____	_____
_____ Spare Pair information		
_____ free New Balance catalog		

I enclose \$ _____ (which includes all postage and handling).

name _____

street _____

city _____


state _____ zip _____




New Balance Athletic Shoe, Inc.
176 Belmont Street
Watertown, Massachusetts 02172




Interval 3:05 The ultimate training shoe, weighing only 9½ oz. yet durable enough for road racing. Leather-reinforced nylon upper with flocked nylon lining. Protective midsole plus heel-elevating soft wedge to reduce extension of the Achilles tendon and cushion the leg. Flared heel to stabilize the foot during heel strike and reduce ankle-roll injuries. Men and women, 3½ AA to 15 EEE, in Navy blue with white trim.



2:05 Ideal for training and speed work, and now made of tough, lightweight pigskin with shock-absorbing, molded Kraton® sole. Reverse ripples for added traction and shock absorption. Rolled heel to stabilize the foot during heel strike. Men and women, 3½ AA to 15 EEE, in Kelly green with tan trim or Royal blue with white trim.



Trackster III The most protective of all training shoes, with a molded Ripple® sole to absorb up to 40 percent of road shock. Unique foxing construction for greater lateral stability, and foot-conforming soft suede upper for comfort. Men and women, 3½ AA to 15 EEE, in Royal blue with white trim.



Competition The totally new idea in racing shoes: a perfect fit for maximum performance. Width sizing, plus ultra-light 7½ oz. weight. Knobby sole for excellent traction on all surfaces, and New Balance's unique-at-the-price wedge/midsole combination to keep weight forward and absorb shock. Men and women, 3½ AA to 15 EEE, in Royal blue with white trim. The shoe that placed third in the Boston Marathon.

400MH (Continued)

Six heats, three to qualify for semi-finals: 1st Heat, 1-Betty Deveson, Unatt. 64.1. 2-Patty Cape, Long Beach Comets, 64.3. 3-Danette Wilson, Boulder Cinderbells, 65.3. 4-Robin Lowe, Groton TC, 66.5. 5-Sandy Bloomfield, Delaware Sports Club, 66.5. 2nd Heat, 1-Chris Rassel, Peoria Pacettes, 63.6. 2-Susan White Sports International, 63.7. 3-Melinda Obey, Atoms TC, 63.9. 4-Penny Fales, Central Jersey TC, 65.7. 5-Sylvia Floyd, Keystone Klub, NF. 6-Kim Gehring, Blue Ribbon TC, NF. 3rd Heat, 1-Debbie Vetter, Blue Ribbon TC, 62.1 (Jr. Women's record, old record 62.3 by Clydine Crowder, 1973). 2-Vanessa Landis, Mallory Chargers, 65.3. 3-Laura Kutsa, West Suburban TC, 65.5. 4-Linda Hightower, San Antonio League, 66.9. 5-Sherri Moore, Peoria Pacettes, 67.5. 6-Lisa Thomas, Boulder Cinderbells, 68.4. 4th Heat, 1-Carolyn Bing, San Jose Cindergals, 63.9. 2-Nancy Robinson, Falmouth TC, 64.1. 3-Jeanette Chapman, Klub Keystone, 64.3. 4-Erica Hagenlocher, Syracuse Chargers, 65.3. 5th Heat, 1-Tonetta Rumph, Atoms TC, 61.9 (Jr. Women's record betters Vetter's time in 3rd heat). 2-Betty Spencer, Indianola TC, 64.1. 3-Vicki Amstutz, Fort Wayne PAL, 64.4. 4-Carol Burkland, Long Beach Comets, 67.4. 5-Diane Vetter, Blue Ribbon TC, 68.7. 6th Heat, 1-Linda Wright, Glendale Gauchos, 63.8. 2-Lauri Gilliland, Albuquerque Olympette, 65.1. 3-Lori Rutherford, Colorado Gold, 66.3. 4-Donna Argo, Duke City Dashers, 68.3. 5-Jill South, Phoenix TC, 69.0.

Semi-finals (Three to qualify from each to final).

Semi 1, 1-Tonetta Rumph, Atoms TC, 61.5 (Jr. American and meet record; old record, Clydine Crowder in 1973). 2-Linda Wright, Glendale Gauchos, 62.8. 3-Carolyn Bing, San Jose Cindergals, 63.2. 4-Nancy Robinson, Falmouth TC, 64.0. 5-Laurie Gilliland, Albuquerque Oly. Club, 66.4. 6-Betty Spencer, Indianola TC, 66.8.

Semi 2, 1-Debbie Vetter, Blue Ribbon TC, 61.5 (ties American Jr. and meet record set by Rumph in 1st semi). 2-Susan White, Sports Int., 61.6. 3-Patty Cape, Long Beach Comets, 62.2. 4-Cris Rassel, Peoria Pacettes, 62.2. 5-Betty Deveson, unatt. 64.2. 6-Vanessa Landis, Mallory Challengers, 70.7.

Final:

1-Tonetta Rumph, Atoms TC, 59.8 (meet record; old record 61.9 set by Rumph in trial heats). 2-Debbie Vetter, Blue Ribbon TC, 60.9. 3-Sue White, Sports International TC, 61.7. 4-Patty Cape, Long Beach Comets, 62.6. 5-Carolyn Bing, San Jose Cindergals, 63.5. 6-Linda Wright, Glendale Gauchos, 65.6.

440 yd relay

Tennessee State rattled off the first of its two relay victories here with a convincing 45.8 effort. The mark eclipsed the old record of 46.6 set by the Atoms TC in 1971. The Millbrae Lions of California also bettered the old record in finishing second.

Many competitors found this to be their last chance to run, as only the winner in each heat advanced to the final. The New York PAL, Colorado Flyers and Gazelle TC all posted times in their heats worthy of running in the final.

Heats (Winners only to final)

Heat 1, 1-Long Beach Comets, 47.7. 2-Groton TC, 47.8. 3-Klub Keystone, 47.9. 4-Mt. Vernon H.S., 48.2. 5-Fredrick TC, 48.2. 6-Washington TC, 49.6.

Heat 2, 1-New Orleans Superdames, 47.1. 2-Mayor Hatchor YF, 48.1. 3-Klub Keystone 'B', 48.5. 4-None.

Heat 3, 1-Millbrae Lions TC, 46.6. 2-Falmouth TC, 47.9. 3-Metroplex Striders, 48.4. 4-Cavalette TC, 48.8. 5-Atoms TC, 49.0. 6-Mallory Challengers, 49.1.

Heat 4, 1-Tennessee State TC, 46.8. 2-Gazelle TC, 47.3. 3-Boulder Cinderbells, 48.1. 4-Community Youth Club, 48.7. 5-None.

Heat 5, 1-Mayor Daley YF, 46.7. 2-Colorado Flyers, 47.6. 3-Inter Community TC, 49.4. 4-Liberty AC, 49.9. 5-Madison Badger Jettes, 50.0.

Heat 6, 1-Sports International, 47.0. 2-New York PAL, 47.2. 3-Crescent TC, 47.8. 4-North Side Optimists TC, 48.5. 5-Nugent TC, 49.0.

Final:

1. Tennessee State, 45.8 (meet record; old record, Atoms TC, 1971, 46.6) 2. Millbrae Lions TC, 46.4; 3. Mayor Daley Youth Foundation, 46.7; 4. Long Beach Comets, 47.3; 5. Sports International TC, 47.5; 6. New Orleans Superdames, 47.7.

1500m

Some new names and faces gathered for the 1500, but all should become household names in track circles in years to come. Doreen Ennis and Hilary Noden made it a 'Garden State' mile as the two New Jerseyites rushed the tape in 4:23.1 and 4:23.4 respectively. Margaret Groos from Nashville, who enjoyed a very successful cross-country season in the Girls' Division placing in the top three nationally, outkicked Portland's Eryn Forbes for third. Eryn has just recently turned 14 and has run extremely good miles at the 12-13 level. 5th placer Lalani Kelley is another 'rough edged diamond'; who should, in the future, make waves among distance competitors. Rounding out the top six was UCLA bound Carol Flourney of the Southern California Cheetahs.

Heats (Six qualify from each to final)

Heat 1, 1-Margaret Groos, Nashville Whippets, 4:29.5. 2-Doreen Ennis, Nutley TC, 4:30.4. 3-Hilary Noden, Shore Athletic, NF. 4-Lalani Kelly, Pioneer AC, 4:35.0. 5-Ann Forshee, Michigames, 4:35.1. 6-Mary Rawe, unatt. 4:37.5.

Heat 2, 1-Eryn Forbes, Portland TC, 4:31.7. 2-Carol Flourney, So Cal Cheetahs, 4:32.0. 3-Debbie Quatier, Falcon TC, 4:32.2. 4-Donna Campbell, Sports Int., 4:32.4. 5-Suzanne Keith, R, Roadrunners, 4:32.9. 6-Marie Kastrup, Kettering Striders, 4:33.1.

Final:

1-Doreen Ennis, Nutley TC, 4:23.1. 2-Hilary Noden, Shore Athletic, 4:23.4. 3-Margaret Groos, Nashville Whippets, 4:24.8. 4-Eryn Forbes, Portland TC, 4:25.8. 5-Lalani Kelley, Pioneer Athletic Club 4:28.1. 6-Carol Flourney, So Cal Cheetahs, 4:29.4

Others: 7-Debbie Quatier, Falcon TC, 4:29.7. 8-Donna Campbell, SITC, 4:32.3. 9-Suzanne Keith, Rialto Road Runners, 4:44.0. 10-Ann Forshee, Michigan, 4:46.6. 11-Kathy Adams, Will's Spikettes, nt. 12- Mary Rawe, Un. , nt.

100m

Tennessee Staters Brenda Morehead and Chandra Cheeseborough piled up more points for the Tigerbellees with a 1-2 sweep. Morehead's time of 11.4 was a new US Jr. record. Newcomer Sandra Howard, Long Beach Comets, came on the scene in much the same way as Angel Doyle in 1974. Sandra is in her first year of serious competition and managed a 4th place in the Long Jump to go with her third place 11.5 here. The first three finishers recorded better marks than the Senior Division speedsters.

Quarter-finals (Four Quarters with two to qualify for semi)

Quarter 1, 1-Chandra Cheeseborough, Tennessee State TC, 11.5. 2-Rosetta Birt, Lakewood Int., 11.8. 3-C. Hawkins, Comm. Youth Club, 12.0. 4-LaRoya Huff, Sports International, 12.0. 5-J.White, Colorado Flyers, NF.

Quarter 2, 1-E. Parker, Millbrae Lions, 11.5. 2-Brenda Morehead, Tennessee State TC, 11.6. 3-Penny Slaughter, Lakewood Int., 11.7. 4-D. Wilson, New York PAL, 11.8.

Quarter 3, 1-Evelyn Ashford, Will's Spikettes, 11.7. 2-Mary LeBlanc, Concord City TC, 11.9. 3-Freida Cobbs, Berkeley East Bay TC, 12.0. 4-Gail Douglas, Long Beach Comets, 12.0. 5-P.James, Ocean Hill TC, NF.

Quarter 4, 1-L. Maxwell, Paducah TC, 11.8. 2-Sandra Howard, Long Beach Comets, 11.9. 3-Dolly Fleetwood, So Cal Cheetahs, 12.0. 4-B. Calhoun, Gateway TC, 12.1. 5-Karen Elmore, Millbrae Lions, NF.

Semi-finals, (Two semi-finals, three to qualify from each)

Semi 1, 1-Chandra Cheeseborough, Tennessee State TC, 11.6. 2-Sandra Howard, Long Beach Comets, 11.7. 3-L.Maxwell, Paducah TC, 11.7. 4-Rosetta Birt, Lakewood Int., 11.9. 5-Freida Cobbs, Berkeley East Bay TC, 11.9. 6-C. Hawkins, Comm. Youth Center, 12.0.

Semi 2, 1-Brenda Morehead, Tennessee State TC, 11.6. 2-Evelyn Ashford, Millbrae Lions TC, 11.6. 3-Penny Slaughter, Lakewood International, 11.6. 4-Mary LeBlanc, Concord City TC, 11.7. 5-Dolly Fleetwood, So Cal Cheetahs, 11.9. 6-E. Parker, Millbrae Lions TC, 11.9.

Final:

1. Brenda Morehead, Tennessee State, 11.4 (ties US jr. record set 6/24/75 by Brenda Morehead in trial heats); 2. Chandra Cheeseborough, Tenn. State, 11.5; 3. Sandra Howard, Long Beach Comets, 11.5; 4. Evelyn Ashford, Will's Spikettes, 11.7; Lynn Maxwell, Paducah TC, 11.9; 6. Penny Slaughter, Lakewood International, 11.9.

(Cont. on next page)

800m

This event has shown more advancement in terms of depth of quality marks than perhaps any other event in the competition. Three heats of qualifying were used here with three from each advancing to the final. In each case it took at least a 2:10 effort to make the big race. Last year, as an example, Mary Decker won the final in 2:07.5, and 2:13.5 placed! This year's 800 saw several girls running in the 2:11's and not making the final.

Jan Merrill ran an excellent tactical race, with Johanna Forman leading the way to the 400 meters as she had done in her qualifying heat. With Merrill's winning time of 2:06.1, through sixth place at 2:09.4, this race compares favorably with last year's women's competition!

Heats (Three heats, three in each to qualify for final)

Heat 1, 1-Jan Merrill, Age Group AA, 2:08.3. 2-Chris Caldwell, Peoria Pacettes, 2:08.9. 3-Paula Rose, Blue Angels, 2:09.2. 4-Margaret Groos, Nashville Whippets, 2:10.3. 5-Cathie Twomey, Track America, 2:11.0. 6-E. Brewster, Madison Badger-Jettes, 2:11.1.

Heat 2, 1-Cheryl Roulier, Falcon TC, 2:07.5. 2-Debbie Vetter, Blue Ribbon TC, 2:08.2. 3-Johanna Forman, Falmouth TC, 2:08.5. 4-Laurie Mullins, LATC, 2:11.7. 5-Kathy Keyes, Patriots-USA, 2:11.7. 6-Theresa Caudillo, Long Beach Comets, 2:12.6.

Heat 3, 1-Kathy Costello, Orinda TC, 2:09.9. 2-Susan Vigil, Duke City Dashers, 2:10.4. 3-Carol Flournoy, So Cal Cheetahs, 2:10.6. 4-Sue Deppe, Iowa State, 2:11.5. 5-Roma Antoniewicz, LATC, 2:11.5. 6-Cindy Ashby, Albuquerque Oly. Club, 2:12.6.

Final:

1. Jan Merrill, Age Group Athletic Assn., 2:06.1 (new jr. meet record); 2. Debbie Vetter, Blue Ribbon TC, 2:06.9; 3. Johanna Forman, Falmouth TC, 2:07.7; 4. Susan Vigil, Duke City Dashers, 2:08.3; 5. Cheryl Roulier, Falcon TC, 2:09.4; 6. Chris Caldwell, Peoria Pacettes, 2:09.4.

100mH

Rhonda Brady of Gary, Indiana's, Mayor Hatcher Youth Foundation, set a new American Jr. record clocking 13.8, while pre-race favorite, Sonja Hardy from Boulder, Colorado, edged Jeannie Shepherd for 2nd in 13.9. 1975 Jr. Pentathlon Champ, Nancy Kindig of the Nebraksa TC, rounded out the top six with a time of 14.5.

Semi-finals (Three semi-finals, two from each to final.)

Semi 1, 1-Jeanine Shephard, Gazelle TC, 14.1. 2-Deborah Jacobson, Crescent City TC, 14.4. 3-Julie Smithers, unatt., 14.5. 4-Rosalyn Anderson, Fredrick TC, 14.6. 5-Tami Essington, Peoria Pacettes, NT. 6-Sandy Bloomfield, Delaware Sports Club, 15.1.

Semi 2, 1-Sonja Hardy, Boulder Cinderbells, 14.1. 2-Nancy Kindig, Nebraska TC, 14.6. 3-Anita Lee, unatt., 14.6. 4-Yvette Hyman, Groton TC, 15.1. 5-Yvonne Smith, Central Jersey TC, 15.4. 6-Jackie Quinn, Alvin TC, 15.5.

Semi 3, 1-Rhonda Brady, Mayor Hatcher YF, 14.0. 2-Kim Herman, Delaware Sports Club, 14.4. 3-Susan White, Sports Int., 14.4. 4-Chris Rassel, Peoria Pacettes, 14.8. 5-Sharon Clarke, Cleveland TC, 15.7. 6-Rochelle Toudahl, Flathead Valley TC, 15.7.

Final:

1-Rhonda Brady, Mayor Hatcher YF, 13.8 (new American Jr. record, old record Sonja Hardy, 1974, 13.9). 3-Jeanine Shepherd, Gazelle TC 13.9. 4-Deborah Jacobson, Crescent City TC, 14.3. 5-Kim Herman, Delaware Sports Club, 14.3. 6-Nancy Kindig, Nebraska TC, 14.5.

400m

Robin Campbell toyed with the field over the first 200 meters here, but uncorked a strong finish to win going away in a time of 53.4. The real excitement was after Pat Helms and Sharon Dabney, who had finished second and third, crossed the line. Suddenly Debbie Pastel, Wanda Nicholson and Mary Decker had all pulled together with only meters left before the finish. But that's how it ended, all three were credited with 55.3, as Debbie Pastel of Sports International, the defending champion, outleaped Nicholson and Decker to gain fourth.

Semi-final-(Three semi-finals, two to qualify for final in each)

Semi 1, 1-Robin Campbell, Sports Int., 53.8. 2-Wanda Nicholson, New Orleans Superdames, 55.5. 3-Rochelle Collins, Motor City TC, 55.9. 4-Kathy Kirschner, Delaware Sports Club, 55.9. 5-Jodi Anderson, Premier TC, 58.3. 6-Mary Williams, Tennessee State TC, 61.6.

Semi 2, 1-Pat Helms, Klub Keystone, 54.5. 2-Debbie Pastel, Sports Int., 55.1. 3-Janis Vetter, Blue Ribbon TC, 56.2. 4-Constancia Simpson, New York PAL, 57.8. 5-Trudi Rebsamen, Peoria Pacettes, 58.4. 6-Sharon Dill, Lakewood Int., 59.2.

Semi 3, 1-Sharon Dabney, ClippersTC, 54.9. 2-Mary Decker, Lakewood Int., 55.3. 3-Sherry James, Sports Int., 55.4. 4-Pam Greene, So Cal Cheetahs, 58.2. 5-Yolanda Rich, Long Beach Comets, 58.2. 6-Geneva Stark, New Orleans Superdames, 58.3.

Final:

1-Robin Campbell, Sports International TC, 53.4. 2-Pat Helms, Klub Keystone, 54.2. 3-Sharon Dabney, Clippers TC, 54.9. 4-Debbie Pastel, Sports International TC, 55.3. 5-Wanda Nicholson, New Orleans Superdames, 55.3. 6-Mary Decker, Lakewood Int. TC, 55.3.

200m

This race looked much like a dual meet between the Tennessee State TC and the New Orleans Superdames. Once again Brenda Morehead and Chandra Cheeseborough did all the damage, zipping to a 23.3 and 23.4 combination for first and second. Morehead's time was also a new US Jr. record. Third and fourth were nailed down by a pair of Superdames, Bernadine Givens and Isabel Hartford. Their marks of 24.0 and 24.2, although well back of the winners, were still in excess of the winning mark of 24.3 posted last year. Granted, this year's race was meters and last year it was yards, but sixth was 24.6, while in 1974, 25.6 placed!

(continued on next page)



MERRILL MERRILL EVERYWHERE - Jan Merrill of the Age Group Athletic Association set a new meet record in the Jr. Women's 800 meters with a time of 2:06.1, then followed this performance by finishing 2nd in the Sr. Women's 1500 clocking 4:14.4 and 9:19.8 in the 3000 meters while landing 5th.

Jeff Johnson photo

JUNIOR WOMEN (Continued)

Semi-finals, (Three semi-finals, two advance to final from each)

Semi 1, 1-Chandra Cheeseborough, Tennessee State TC, 23.8. 2-Brenda Calhoun, Gateway TC, . 2-Bernadine Givens, New Orleans Superdames, 24.2. 3-Rosetta Birt, Lakewood Int., 24.3. 4-Denise Pemberton, Millbrae Lions TC, 24.6. 5-Kathy McMillan, unatt., 25.1. 6-Elizabeth Young, Central Jersey TC, 27.7.

Semi 2, 1-Brenda Morehead, Tennessee State TC, 23.8. 2-Brenda Calhoun, Gateway TC, 24.6. 3-Valery Milan, Mayor Daley YF, 24.7. 4-Murrlin Council, Klub Keystone, 24.9. 5-Patty Frost, Norseheads TC, 25.8. 6-Freida Cobbs, Berkeley East Bay TC, 26.8.

Semi 3, 1-Isabel Hartford, New Orleans Superdames, 24.0. 2-LaRoya Huff, Sports Int. 24.4. 3-Lynn Maxwell, Paducah TC, 24.4. 4-Freda Hancock, Colorado Flyers, 24.4. 5-Theresa Baugh, Tennessee State TC, 24.9. 6-Julie Seaton, Peoria Pacettes, 25.8.

Final:

1. Brenda Morehead, Tennessee State, 23.3 (new US jr. record); 2. Chandra Cheeseborough, Tennessee State, 23.4; 3. Bernadine Given, New Orleans Superdames, 24.0; 4. Isabel Hartford, New Orleans Superdames, 24.2; 5. LaRoya Huff, Sports International TC, 24.4; 6. Brenda Calhoun, Gateway TC, 24.6.

3000 METERS

Lynn Bjorklund had rarely been seen or heard from during the season, but when she comes down from the heights of Los Alamos, she does things in a big way. The Duke City Dasher reduced the competition to a battle for second after 1500 meters and finished the race with ever present 'Mona-Lisa' like smile in 9:29.4. Machine-like Syracuse Charger, Cathy Mills, the New York State H.S. two-mile record holder, overtook Doreen Ennis with 3 laps to go and finished strongly for 2nd in 9:48.6. Rialto added the remainder of their team points as Suzanne Keith finished a close third in 9:49.0.

Final:

1. Lynn Bjorklund, Duke City Dashers, 9:29.4; 2. Cathy Mills, Syracuse Chargers, 9:48.6; 3. Suzanne Keith, Rialto Roadrunners, 9:49.0; 4. Doreen Ennis, Nutley TC 9:50.2; 5. Marjorie Kaput, Phoenix TC, 9:51.0; 6. Karen Cramond, Albuquerque Olympettes, 9:52.2.

Others: 7-Joan Benoit, Unatt., 10:00.0. 8-Kathy Estes, Flathead Valley Timberettes, 10:01.0. 9-Suzanne Greenburg, San Jose Cindergals, 10:02. 10-Melody Miller, West Suburban TC, 10:03. 11-Kathy Adams, Will's Spikettes, 10:18.6. 12-Laurie Jewell, Long Beach Comets, 10:19.8.

Second Flight: 1-Paula Driscoll, Unatt. 9:59.2. 2-Kathy Jewell Long Beach Comets, 10:14.4. 3-Melisa Fry, Track America, 10:18.6. 4-Nancy Frank, LI Golden Spikes, 10:23.6. 5-Pam Adams, So Jersey Chargers, 10:24.6. 6-Molly O'Neil, Falcon TC, 10:27.4. 7-Bev Roland, Peoria Pacettes, 10:29.6. 8-Mary Ann Persan Tyrone Pannell TC, 10:39.8. 9-Julie Andrews, Duke City Dashers 10:42.0. 10-Carol Conlon, Nutley TC, 10:43.

1500 WALK

The Rialto Road Runners manufactured the only 1-2-3 sweep of the competition here with Sue Brodock, the World Champion, breezing to a 13 second victory. Misfortune fell on Teri Teagarden, Blue Angels, who would have placed in the top six, but was disqualified for a running violation.

Final:

1-Susan Brodock, Rialto Roadrunners, 6:50.4. 2-Lisa Metheny, Rialto Roadrunners, 7:03.9. 3-Linda Brodock Rialto Roadrunners, 7:16.5. 4-Cynthia Johnson, Blue Angels, 7:24.2. 5-Cristy Dotseth, UN, Orland, Ill. 7:28.0. 6-Chris Sakelarios, Redwood City Flyers, 7:37.2

Others: 7-Mary Beth Harwick, West Penn TC, 7:48.0. 8-Cindy Luebben, Kettering Stirders, 7:49.0. 9-Rebecca Villavalzo, Rialto Road Runners, 8:01.0. 10-Mary deVries, Kettering Striders, 8:02.0. 11-Julie Partridge, New York PAL, 8:04.0. 12-Ilene Smith, New York PAL, 8:05.0.

2 MILE RELAY

They were to become a familiar set of names over the four day competition and rightfully so. Vetter, Vetter, Vetter, and Stibbe, which sounds more like your local law offices than a girls' two mile relay team, literally ran away from the field in this event, clocking 8:50.8. It was a new American record, the first of two that they would set in this event. Their splits (2:12.2-2:18.0-2:10.5-2:09.2) were tough and they never trailed from the opening gun. The race was, however, for places 2 through 6, as Sports International, with Robin Campbell running a strong 2:07.1 leg, finished second at 9:01.4. Following SITC, the San Jose Cindergals and the Madison Badger-Jettes went to the wire together with San Jose getting the nod. Both were timed in 9:02.2. Then immediately following that crash finish were the Duke City Dashers and Syracuse Chargers, clocking 9:04.4 and 9:04.6 respectively. Quite a competition!

Final:

1-Blue Ribbon TC (Vetter,Stibbe,Vetter,Vetter)8:50.8
2-Sports International, 9:01.4. 3-San Jose Cindergals 9:02.2. 4-Madison Badger Jets, 9:02.2. 5-Duke City Dashers, 9:04.4. 6-Syracuse Chargers, 9:04.6.

Others:7-Kettering Striders, 9:05.0. 8-Iowa State TC, 9:09.6. 9-Gazelle TC, 9:15.6. 10-Klub Keystone, 9:16.0. 11-Albuquerque Olympette Club, 9:18.0.

4x440 RELAY

A very strong New Orleans team upset the New York apple cart here with a sterling 3:43.7 clocking. However, it took this type of effort to stay ahead of the Atoms TC and New York PAL as both clubs surpassed the old mark. Nebraska TC, which could garner no better than 4th, raced to a record equalling 3:45.3, as Debbie Esser zipped her anchor leg in 53.5!

Heats (Six Heats, winners advance to finals)

Heat 1, 1-New Orleans Superdames, 3:52.1. 2-Madison Badger-jettes, 3:55.0. 3-Orinda TC, 3:55.7. 4-San Jose Cindergals, 3:58.3.

Heat 2, 1-Atoms "A", 3:47.9. 2-Peoria Pacettes, 3:50.4. 3-Metroplex Striders, 3:58.2.

Heat 3, 1-Long Beach Comets, 3:48.2. 2-Cavalette TC, 3:49.8. 3-Atoms "B", 3:55.7. 4-Gazelle, 4:01.4.

Heat 4, 1-New York PAL "A", 3:52.7. 2-Charlotte Athletes Footwear, 3:58.8. 3-Colorado Flyers, 3:59.2. Klub Keystone, dnf.

Heat 5, 1-Falmouth TC, 3:49.1. 2-New York PAL "B", 3:55.7. 3-Mayor Hatcher Youth Foundation, 4:12.9.

Heat 6, 1-Nebraska TC, 3:49.3. 2-Nugent TC, 4:00.1. 3-West Suburban TC, 4:00.7. 4-Inter-Community Youth Association, 4:03.1

Final:

1-New Orleans Superdames, 3:43.7 (new US Jr. record old record 3:45.3, Sports Int. 1974). 2-Atoms TC "A" team, 3:44.3. 3-New York PAL, 3:45.0. 4-Nebraska TC, 3:45.3. 5-Long Beach Comets, 3:45.7. 6-Falmouth TC, 3:49.6.

JAVELIN THROW

Cathy Sulinski of Millbrae waited until her last throw to erase 3-time national champion Karin Smith's meet mark of 177'. Her throw which surpassed the old mark by 3 inches also defeated last year's returning champion Nadine Bowers in 2nd at 163'3". Kelly Fuiks with a lifetime best of 159'3", Lisa Kirk, and Marilyn White all went over the 150' mark.

Javelin Throw, No trials necessary, all entrants advance to final.

Final:

1. Cathy Sulinski, Millbrae Lions TC, 177-3, (meet record, old record, 177-0, Karin Smith, 1973); 2. Nadine Bowers, San Jose Cindergals, 163-3; 3. Kelly Fuiks, Cactus Wrens, 145-2; 4. Lisa Kirk, Central Point, Ore., 156-3; 5. Marilyn White, Meza TC, 152-5; 6. Connie Gasson, LATC, 142-4.

Others: 7-Gwyneth Brown, Waterville, 139'4". 8-Radean Rona, Patriots, 126'4". 9-Debbie Leeper, Duke City Dashers, 123'2". 10, Bonna Schibret, Un, 123'2" (poorer 2nd best than Leeper). 11, Becky Welch, Falmouth, 119'11". 12-Sonia Bennett, Gazelle TC, 118'8".

(Cont. on next page)

JUNIOR WOMEN (Continued)

Final:

1. Tenn. State, 1:42.2 (new US jr. record, old record Sports International, 1974, 1:43.2); 2. Sports International, 1:43.1; 3. Peoria Pacettes, 1:46.9; 4. Atoms TC (Team A), 1:47.1; 5. Frederick TC, 1:47.8; 6. Boulder Cindergals, 1:49.4.

SHOT PUT

An event that last year could at best be termed as disappointing, turned into a good competition here. Last year's winning mark of 40'8 $\frac{1}{2}$ " would not have placed this year and was due in part to the Gainesville qualifying fiasco last year. However, Emily Dole of Lakewood TC and Kathy Devine, San Diego Lancerettes, were both on hand for this one. Each had missed last year because of the Florida meet. But the winner, a strong, agile athlete from Gilly's Gym in Winslow, Maine, came out on top with a heave of 48'1". She had established herself early in the rounds, but it was not until her last throw that she put away the competition. With the increased acceptance of women's weight training and lifting this event should improve greatly.

Shot Put Qualifying, the following 13 qualified for the final: Ann Turbyne, Gilly's Gym, 48'4 3/4". Kathy Devine, San Diego Lancerettes, 45'11". Karen Marshall, Oregon TC, 44'7". Marcia Mecklenberg, Gazelle TC, 44'2". Denise Holloway, San Jose Cindergals, 42'7 $\frac{1}{2}$ ". Emily Dole, Lakewood International TC, 42'4". Vera Peco, Long Beach Comets, 42'3". Sharon Redvit, Central Jersey TC, 42'2 $\frac{1}{4}$ ". Lisa Kinamaka, San Jose Cindergals, 41'4 $\frac{1}{2}$ ". Pamela Porter, Great Plains Striders, 41'1". Fran Hoogestraat; Lennox, 41'1". Judy Lane, Will's Spikettes, 40'2 $\frac{1}{2}$ ". Mary Ann Johnson, Peoria Pacettes, 40'2".

Final:

1. Ann Turbyne, Gilly's Gym, 48'1"; 2. Emily Dole, Lakewood International, 47'5 3/4"; 3. Marcia Mecklenberg, Gazelle TC, 46' 2 $\frac{1}{4}$ "; 4. Kathy Devine, San Diego Lancerettes, 46' 1 $\frac{1}{2}$ "; 5. Karen Marshall, Oregon TC, 45' 10 3/4"; 6. Pamela Porter, Great Plains Striders, 41'11 $\frac{1}{2}$ ".

Others: 7-Vera Peco, Long Beach Comets, 41'9 $\frac{1}{4}$ ". 8-Denise Holloway, San Jose Cindergals, 40'8 $\frac{1}{2}$ ". 9-Fran Hoogestraat, Lennox, 40'4 3/4". 10-Judy Lane, Will's Spikettes, 38'6 $\frac{1}{4}$ ". 11-Mary Ann Johnson, Peoria Pacettes, 37'10 $\frac{1}{4}$ ". 12-Lisa Kinamaka, San Jose Cindergals, 37'8 3/4". (continued on page 18)

CHAMPIONSHIPS PRELUDE TO PAN AMS

NATIONAL WOMEN'S 10,000 METER RUN CHAMPIONSHIP

at Drake Stadium, UCLA

August 29, 1975 6:00 P.M.

Deadline for entries is August 22nd.

Mail entries to: Dave Japs

835 Oakdale

Rialto, CA. 92376

(714) 875-8047

NATIONAL AAU SENIOR WOMEN'S INDIVIDUAL AND TEAM 10,000

METER RACE WALK CHAMPIONSHIP

August 29, 1975 4:30 P.M.

13&UNDER 3000 METER INDIVIDUAL AND TEAM

RACE WALK CHAMPIONSHIP

August 29, 1975 4:00 P.M.

Both meets at Drake Stadium, UCLA

Deadline for entries is August 22nd

Mail entries to: Bob Whitman

972-W. 14th St., Apt. 4

San Pedro, CA. 90731

(213) 547-2921

1- Martha Watson, Lakewood International, 21'3".
2- Kathy McMillan, unatt. Raeford, N.C., 20'6 $\frac{1}{2}$ ".
3- Sharron Walker, Falcon TC, 20'5 $\frac{1}{2}$ ". 4- Jodi Anderson, Premier TC, 19'11 3/4". 5- Nancy Kindig, Nebraska TC, 19'3/4". 6- Kathy Newman, Iowa State, 19'1 $\frac{1}{4}$ ".

Others: 7-Karen Elmore, Millbrae Lions, 18'8 1/4". 8-Beatrice Emodi, New Orleans Superdames, 18'5 3/4". 9-Vicki Sturn, Un., 17'8 3/4". 10-Roxanne Keating, Cactus Wrens, 17'5 1/2".

SENIOR WOMEN (Continued)

Final:

1- Maren Seidler, Mayor Daley YF, 53'2 $\frac{1}{2}$ ". 2- Denise Wood, unatt. Haledon, N.J., 49'1 $\frac{1}{2}$ ". 3- Mary Jacobson, unatt. Osawatomie, Kansas, 49'1". 4- Emily Dole, Lakewood International, 48'11 3/4". 5- Jane Frederick, Los Angeles TC, 48'9 $\frac{1}{2}$ ". 6- Ann Turbyne, Gilly's Gym, 48'4 $\frac{1}{2}$ ".

Others: 7-Marcia Mecklenberg, Gazelle, 48' 1/2". 8-Cel Rutledge, Millbrae, 47'8 1/4". 9-Kathy Devine, San Diego Lancerettes, 45'11". 10-Karen Marshall, Oregon TC, 45'6 1/4". 11-Michelle Willis, New Orleans Superdames, 42'7 1/2". 12-Olga Aranda, TWU, 41'4 3/4".

DISCUS THROW

The Senior Women's discus had an unusually bad year as far as the final results were concerned. Jean Roberts, who won this same event in 1973 with a throw of 173-3 could do no better than 159-7, although it was good enough for the win. Last year's winner, Joan Pavelich, dropped to third at 154-11, and Joan's teammate Jan Svendsen grabbed 2nd at 155-9. It was the first time the winning discus mark had dropped below 160 feet since 1967. The first 8 competitors were, however, or the 143 foot mark.

Final:

1-Jean Roberts, Delaware SC, 159'7". 2-Jan Svendsen, Wilt's Wonder Women, 155'9". 3-Joan Pavelich, Wilt's Wonder Women, 154'11". 4-Linda Langford, Mayor Daley's Youth Foundation, 151'6". 5-Monette Driscoll, LATC, 149'10". 6-Teri Sabol, LATC, 147'10".

Others: 7-Karen Marshall, Oregon TC, 145'11". 8-Lynne Wimbigler, Oregon TC, 143'10". 9-Denise Wood, Un., 143'10" (poorer second best than Wimbigler). 10-Lorna Griffin, Flathead Valley Timberettes, 137'6". 11-Olga Aranda, TWU, 135'. 12-Suzie Snider, Baylor University, 132'3".

JAVELIN THROW

It took just one throw, her first effort, to lock up the Javelin throw again for Kathy Schmidt. Coming off a very fine 209'3" at the Southern Pacific Association District Championship, Kathy added 4 inches to her still pending American record. Positions 2-4, however, took somewhat longer to decide. Olympian and many times internationalist Sherry Calvert speared the 178'10" mark with Karin Smith just 8 inches back in third place at 178'2". Last year's runnerup Lynn Cannon fell to 4th this year with a throw of 176'4". Cathy Sulinski was not able to duplicate her throw from the Jr. Women's competition and finished 6th at 164'11".

Final:

1- Kathy Schmidt, Los Angeles TC, 209'7" (New American record, old record 208'1", also new meet rec.)
2- Sherry Calvert, Lakewood International, 178'10".
3- Karin Smith, Los Angeles TC, 178'2". 4- Lynn Cannon, Millbrae Lions, 176'4". 5- Barbara Friedrich, Shore Athletic, 168'4". 6- Cathy Sulinski, Millbrae Lions, 164'11".

Others: 7-Nadine Bowers, San Jose Cindergals, 164'6". 8-Susan Norton, Kansas State, 152'1". 9-Kelly Fuiks, Cactus Wrens, 149'. 10-Lisa Kirk, Un., 144'9". 11-Marilyn White, Mesa TC, 144'8". 12-Connie Gasson, LATC, 142'11".

LONG JUMP

This event ran almost in carbon copy fashion to last year's results. Only the names have been changed, with one exception of course, Martha Watson. Her winning mark this year was but 1/2 inch behind her winning margin in 1974. 2nd Placer Kathy McMillan from Raeford, N.C. brought impressive credentials into the competition and finally hit with some consistency in the Sr. Women's. McMillan is young, but when her erratic take-offs are smoothed out she should become a threat to anyone in the country. The Hoke High Schooler finished second to Watson with a leap of 20'6 1/2".

Final:

(continued in left-hand column)

LETTERS (Cont.)

FROM DICK FORBES, PORTLAND, ORE.

Regarding the women's track and field championships in White Plains, the following comments are offered in a spirit of constructive criticism.

1. I don't think finals in a national championship should ever be run in timed sections, as was the case in the 3000 meter run and the two-mile relay in the senior women's meet. If this means higher qualifying standards, or waving off lapped runners, or larger fields, or all of these, so be it. A championship should be decided on the basis of direct competition among the qualified athletes. I would support any measures necessary to enshrine this idea as a rule.

2. I think things work out best when meet headquarters is located where the majority of athletes and coaches are billeted. That way, meetings, heat sheets, result sheets, and other information are readily accessible and many problems can be solved without superimposing logistic problems upon them. I am sure that Hal Masback and others were made aware of this difficulty and would favor an arrangement that would have facilitated the dissemination of information among athletes, coaches and officials.

Conduct of affairs at the meet site seemed very good to me. The problems created by a track with only six lanes were probably felt more keenly by some athletes and teams than by others. However, Loucks Field seemed to be a superb facility in every other respect. The Chamber of Commerce did an amazing job of arranging support facilities. Even the weather was cooperative, at least after Tuesday. The number of athletes who broke personal and national records stands in part as a testimony to a fine facility and a well-run meet.

P.S. I must confess to some personal bias regarding the matter of timed sections. (Ed. Note: Eryn Forbes was placed in the second flight of the 3000 in SR. Women's). However, I still think that as a matter of principle a true national championship ought to be decided on the basis of head-to-head competition.

FROM JOHN DAVIS, TOPEKA, KANSAS

There are two glaring errors in the April-May 1975 WTFW concerning Kansas State and Kansas University. I have taken considerable flak since my name was attached to the by-line on page 8. The headline says "Manning Magnificent at Kansas" then it says, "Manhattan, Ks.". Everyone knows that Kansas is at Lawrence and it was celebrating the 50th Anniversary of the Kansas Relays.

Again on page 20 the headline says, "Kearney Swamps Kansas State". then in the opening paragraph it says "Kearney State College scored a 99-18 victory over Kansas Univ. in a dual meet" Again my K-State friends, especially Coach Barry Anderson is very upset that you had his K-State team swamped when it was really Kansas University that was swamped.

I know you are bound to have errors in 24 pages with so many numbers and names, but the misplacing of schools by geographical location and especially in the headlines is an unpardonable journalistic error. I realize that most major newspapers have dispensed with proof readers and new help is not as knowledgeable but an "old pro" like Vince should be able to catch these glaring errors in the headlines.

FROM PERI JUDE RADECIC, PITTSBURGH, PA.

This letter is in regard to a comment made by Francie Larrieu which was printed in Kaleidoscope (April-May issue). It reads, "Drake Relay mile winner Francie Larrieu said, 'This is the worst weather I've ever run in'." So I turned to page 10 and almost died when I saw it was 60° and the winds ranged from 16 to 23 mph. I then read comments like 'Weather was not conducive to fast running'. Well I have news for you people who find 60° and high winds not conducive to fast running. I wish the meets we have in the east during the month of April were as warm as the one's in the mid west and west. I can see where the wind might be bad, but I've been in a lot worse! I'm not a runner but my best friend and others I know are and I'd like to congratulate them on putting up with the weather in the east and the bad marks resulting from it! I've nothing against Francie Larrieu, but try and get a good early season mark and good early season training in the east, Francie.

FROM MRS. WALSH, TOMS RIVER, N.J.

I have just become acquainted with your magazine, the issue was an old one, June 1974, nevertheless, my experience at the Junior Women's Track and Field Nationals on Tuesday, June 24th in White Plains has prompted my writing to you.

My daughter, Mary, qualified for the Jr. Nationals in the Discus throw. Her friend, Ann, qualified in the 400 meter race. Their high school coach, and the athletic director of the school, filled out all the forms and sent in letters of intent. They even called to be sure all the paperwork was correct.

We went to White Plains with high hopes. We checked in at the headquarters, the girls were given their numbers and we proceeded to the meet.

It was only when Ann was ready to go on to the track that she was told she couldn't run because she was not "declared" with a final letter of intent. I checked the Discus entries, and there was no declaration before Mary's name although her name was on the sheet. I argued with three officials of the meet, who were very sympathetic, and then proceeded to Mrs. Pat Rico, who was not at all sympathetic, "rules are rules, no letters, no participating," was what she said. Both girls were disqualified.

So, for the lack of a piece of paper, the athletes are penalized.

Is the AAU afraid some dark horse might come along and outshine one of the favorites? Is it the one who completes the most paperwork, whose athletes get to perform? How can the United States expect to have athletes compete when paperwork is the symbol rather than a good performance?

I understand many others were also disqualified for the same reason. If this is the case, there is something wrong with the system. The instructions cannot be too clear if the same error is made by so many. Also, why when I called on Sunday the 22nd, I was told there would be no declarations over the phone? Yet one of the officials slipped and said, "if you knew someone at headquarters, he would fill one out by phone."

It would be interesting to see how many entries were received and how many final declarations and how many were disqualified.

Also, why would a high jumper be allowed to jump who did not have a final declaration? I saw the girl jump and found out later, her coach did not send in a final declaration.

For a girl to qualify in her event should be enough, and that and that she was at the meet prepared to compete again is enough. These are our young people, proud to participate and possibly represent their country. They shouldn't be crushed by some bureaucratic paperwork.

For a novice in the world of AAU athletics, it is indeed disheartening; does one dry her tears and hope for a better year, next year, or does she just say forget it?

I hope with your experience, you will be able to supply me with some answers.

(Ed. Note): Mrs. Walsh, unfortunately, I don't have all the answers, but you do bring up some interesting points. There are many coaches across the country who are equally disgruntled and frustrated. A suggestion to you may be the National Convention in New Orleans this October. The major portion of all legislation is raked over the coals here and the committees and sub-committees center on basic problems. But the head scratching goes on! Another suggestion would be to pick up a copy of August WomenSports, the feature article may give you further insight into just what you are up against. In conclusion, attend the convention, if you find that it is impossible, as many of the rest of us are finding, send your ideas and proposals with someone who will be in attendance. I might also add that in addition to the regular business at this year's convention, the election of a new National Chairperson is tops on the agenda.

FROM MR. J. PHIZER, NEW YORK, NY

After attending the recent National Championships here in White Plains I must ask one question. Why? When all these fine young athletes work so hard all year for this competition, must they fall into a situation where, in the initial Junior Womens qualifying rounds Tuesday, the meet ran a little over two hours behind schedule. Doesn't pre-meet preparation such as meals and mental processing suffer under these circumstances?

FROM DAVE MILLER, PEORIA, ILL.

White Plains, N.Y.! What a wonderful place! The entire track season is spent in preparing a team for the national championships, and we find out \$4,000.00 later that we are attending a circus, not a track meet! Oh, the competition was tremendous, and we didn't run as well as I feel we were capable, but the meet climate didn't help any, either. We experienced difficulties that many did, the six lane track, and declared athletes being left out of heats, but two things really topped it all off.

In the Junior Meet, our shot putter told me she was the twelfth qualifier in the shot, and then was announced as such. She went and called home to tell her folks, and then it was announced that a mistake had been made and that she had not qualified. I talked to the officials and they regretted the error, but nevertheless it would stand, she had not made the final. Okay, so now its time to console a discouraged girl. (I had to do alot of this at White Plains). After telling her 13th in the nation wasn't bad, and getting her to smile, we went back to the dorms. The next day, as the shot was getting started, I find Mary Ann, our shotputter standing outside the fence, watching her event warming up. She seems acceptable to her lack of participation now, and I leave to go down to watch our high jumper. Halfway there, I hear that by now, famous announcer, "Mary ANN Johnson, report to the shot put or be scratched!" How interesting! And they were so good to her, she threw in a tank top with flowers, no number, flats, but not her throwing shoes. All her equipment was at the dormitory. They even were nice enough to give her two warmup throws. She not only threw two feet worse than her best the day before, but hurt her shoulder bad enough that we had to put ice on it for two days. Well, you say, as the 12th qualifier she would not have qualified anyway. That is probably true. But hang on, I haven't told you about Rico & Company's next trick at the national circus!

Things hadn't been going well, as far as performance was concerned, but the mile relay is up, and it is supposed to be one of our strong points. We run well, clock an unofficial 3:47.6, 2nd behind Sports International, and apparently qualifying for the Sr. Women's Division final. We got the girls together and headed for the dorms. Halfway to the car, an estimated 30 minutes after the conclusion of the mile relay, I decided I would go back and get the official time because I wanted to call the home newspaper.

I go to my old buddy, the announcer, and he informs me that we have been disqualified! I headed down to Rico's trailer rather quickly, and she sees me coming, and tries to duck back. We are told that our leadoff girl was running to the outside of her lane. The official who made the call was gone, and wouldn't be back for the finals the next day, so I can't confront him as I am entitled to do. I write up a protest, give it to Pat, and try to find out how I might go about helping myself. I spent the night running around White Plains talking to Bob Seaman, Eli Gagich, or anyone who I think might be able to help us. I also can find no one, absolutely no one, who had seen the red flag that Rico said was waved at the time of the "violation". That night at the White Plains Hotel, while talking to the two above named gentlemen, in comes Queen Pat, and she tries to get by us again, but after question questioning informs me that she never said that we were to the outside of our lane, but just outside of our lane and also that we violated one exchange zone, which I know to be false, as I was getting splits at the 440 mark, and in every case it was on the outgoing runner, not the incoming. Then she tells me I don't know my rulebook, then two minutes later tells us she would have to check the rulebook as to what constitutes being out of your lane. She said we were out, so I went back to the dorms and told the girls about it.

The next day, when the heat sheets came out, we were on it! I didn't know why and didn't want to ask questions. When the girls reported, they were told they were not in the race, and the New York PAL team, interestingly enough, was replacing us. I fought it no further. Sports International scratched from the race, and PAL came in a good, solid last!

All I wanted to do at this point was get out of White Plains! I remember a certain gentleman told me the night before the Junior prelims, (and we waited until midnight for the heat sheets that never came), that the lack of heat sheets was just the beginning of a mess of a meet. I remember how people warned me against going to New York for the indoor championships. I know that it is a tough job being women's chairman, (I am in our association), and no one ever agrees, plus it's easy to make enemies. But White Plains was a fitting climax to the Queen's reign as chairman, may the next chairman please do a better job.!

FROM LYNN POLK

I was not able to read your April/May issue of WTFW until just recently. It tickled me to be referred to as 'vagabond' of the year. In actuality I never competed for the Mesa Track Club although I was listed with them at one meet. The only teams I've competed with have been the Falcon TC, Seattle Pacific College, Farmington Fleetfooters and Unattached. I never really did compete for the Mesa TC as you can see. My season was rather successful until the end when I injured myself in practice. I have reverse tennis elbow and was not able to compete in the Nationals. Hopefully it will heal this summer and I'll be ready to go by fall. Keep up the good work with the magazine.

KALEIDOSCOPE

According to an ITA news release, 'Wyomia Tyus completed her second straight undefeated season...twice tied her own world professional 100 yard record at 10.3 (hand-timed in Durham in 10.1 which is better than the American record) and shattered her own world professional world record for 100 meters with an 11.3 clocking (11.6 won the US championship this year)..... The August issue of WomenSports has a VERY interesting article entitled, 'AAU and USOC: Organized Incompetence!..Hmmm..... June 16, Sports Illustrated coverage of China tour shows photo of 1500 meter competition with runners Judy Graham, Jan Merrill and Francie Larriue. Uniforms read 'AAU-USA' except the AAU portion on Larriue's uniform is mysteriously missing..... Jenny Gorham of the Kansas City North Stars has run 55.6 this year in the 12-13 division 440. But at the 'Age Group Classic' held this year at Mt. SAC she was disqualified for a lane violation in her specialty. She won her qualifying heat easily in 57.2, taking time to wave to a friend along the way! Oh well, wait till next year, Jenny..... July 7th Sports Illustrated pays Jane Frederick nice complement in relating that, "she may well become the feminist answer to TV's synthetic, Six Million Dollar Man". Not bad, but I'd put my money on Jane!..... Stanelia Mallard, one time great pentathlon prospect, who competed in the 1968 and 1972 Olympic trials, is now coaching the Police Athletic League in Denver, Colo. The former Texas Southern Univ. star is also planning on a comeback next season.... Question on clarity of how team coaches are selected for international teams; Why wouldn't it make sense to incorporate the idea of baseball teams, whereas the manager of the championship team is automatically named the head of the all-star team? Seems that this would eliminate any possibility of elbow rubbing.... Race Sponsorships can now be purchased along with program ads by contacting: Allan Gillingham, Pan Am Trials, Suite 10, 4300 Long Beach Blvd., Long Beach, Ca. 90807.... From Vince Reel in Korea: While staying in the hotel in Seoul he called the desk for them to bring up some ice water--and when the bellboy came, he had a girl for me!" "I haven't asked for ice water since!".... Vince's new pupil, Lee Chiu-Shia of Taiwan had a most successful Asian Championship winning three gold medals (first time anyone had done that), set three new meet records, 3 All Asian records and 3 Chinese records, plus a 55.7 relay leg! But the Outstanding Athlete Award went to Ok Ja Paik from host meet country Korea. She set an Asian record in the Shot and won the Discus. Oh Well.... Books of interest: Newly published "National Records For All Countries of the World" is a good compilation of records and includes conversion tables. May be obtained by sending 5.00 to Luigi Mengoni-Casella Postale 135 I- 63100 Ascoli Piceno (Italy) Postchekkonto: n.15-5970 Ancona..... A beautiful hard bound edition of the "Official History of the Xth British Commonwealth Games" will soon be available and is well worth whatever price is placed on it. Color and B&W photos as well as excellent coverage of every event from the games. For further information write: Bascands Ltd, Christchurch, New Zealand.....

Schools - Dorms - Teams - Clubs

Custom Printed SWEAT SHIRTS - TEE SHIRTS

Jackets, Jerseys - (Minimum 12)

Free Catalog

MANDELKER'S - #07

2603 N. DOWNER, MILW., WIS. 53211

HIGH JUMP



A NEW FACE TO REMEMBER - Paula Girvan of Sports International became the second best jumper in US history as she pushed Joni Huntley to a meet record height of 6'2". Paula placed second at 6'1".

In a meet of highlighted events, the high jump became an event of unexpected but welcomed interest. After internationalists Pam Spencer and Susan Hackett had retired from the competition before making 5'10", a see-saw duel began to develop between defending Champ Joni Huntley and Sports International newcomer, Paula Girvan. SITC coach Brooks Johnson related, "I told people she had jumped 5'11" with flats on and no one believed me. She's for real!" "For real" was almost an understatement. Paula exchanged jumps with Huntley inch by inch to 6'1". After Girvan had successfully completed her first attempt at 6'1" she became the 2nd best jumper in US history, behind the young lady who was next up. When Huntley cleared 6'2" almost effortlessly, it was too much for Girvan, but she had three good attempts at the 6'2" barrier.

High Jump Qualifying, the following qualified at 5'6": Joni Huntley, Oregon TC. Paula Girvan, Sports International. Susan Hackett, Un. Pam Blackburn, Un. Anne Gilliland, Albuquerque OC. Pam Spencer, Great Falls Road Runners. Karen Krichko, Un. Chris Remmling, Wilt's Wonder Women. Jean Baltz, Peoria Pacettes. Pam Heitzman, Flathead Valley Timberettes. Marsha Kinney, Gazelle TC. Qualifying at 5'4" was Anita Lee, Un.

Final:

1-Joni Huntley, Oregon TC, 6'2". 2- Paula Girvan, Sports International, 6'1". 3-Pam Spencer, Great Falls Roadrunners, 5'9". 4-Susan Hackett, Un, River Edge, La. 5'8". 5-Jean Baltz, Peoria Pacettes, 5'6". 6-Anne Gilliland, Albuquerque Olympettes, 5'6".

Others: 7th place tie between; Karen Krichko, Un. (Sharon, Pa.) Pam Heitzman, Flathead Valley Timberettes, Pam Blackburn, Un, Carmichael, Ca. 5'6". 8- tie Marsha Kinney, Gazelle TC and Chris Remmling, Wilt's Wonder Women, 3 misses at opening height.

Flash! July 19, Phoenix: 14 year old Roxanne Keating of the Cactus Wrens, long jumped 19'8½" in the Region 10 Jr. Olympics. The mark is a new 14-15 Jr. Olympic Record. Her series was a very fine 19'2½"-18'½"-18'8½"-f-19'8½"-19'5¼".

LONG JUMP

Two-time California State High School Champion Jody Anderson looked to be the class of the field this year with a 20'4" jump at her High School championship. But Lorraine Ray, Community Youth Club, got the consistent jumps and put it out of reach on her next to last effort in the final, leaping 20'1½". Karen Elmore, Millbrae Lions, used a last jump effort to take 2nd at 19'5½", leaving Jody Anderson 3rd at 19'4".

Long Jump Qualifying: the following 12 qualified for the final: Jodi Anderson, Premier TC, 19'10½", Lorraine Ray, Community Youth Club, 19'7½". Karen Elmore, Millbrae Lions, 19'1". Roxanne Keating, Cactus Wrens, 18'11". Sandra Howard, Long Beach Comets, 18'5 3/4". Nancy Kindig, Nebraska TC, 18'4½". Arlene Hall, Gateway TC, 18'3¼". Vicky Sturm, Un, 18'2". Sandra Obermeier, Nebraska TC, 17'11¼", Johnson, 17'11¼". Patty Knighton, Groton TC, 17'10 3/4". Pat Helms, Klub Keystone, 17'10".

Final:

1. Lorraine Ray, Community Youth Club, 20'1½"; 2. Karen Elmore, Millbrae Lions TC, 19'5½"; 3. Jody Anderson, Premier TC, 19'4"; 4. Sandra Howard, Long Beach Comets, 18'8½"; 5. Roxanne Keating, Cactus Wrens, 18'6½"; 6. Patty Knighton, Groton TC, 18'¼"

Others: 7-Judy Johnson, Cavallette, 17'11½". 8-Nancy Kindig, Nebraska TC, 17'8". 9-Vicky Sturm, Un., 17'5". 10-Arlene Hall, Gateway, 17'2". 11-Pat Helms, Klub Keystone.

DISCUS THROW

Lorna Griffin, Flathead Valley Timberettes, pulled off perhaps the upset of the competition in defeating pre-meet favorite Teri Sabol of IATC. Griffin's mark of 153'9" fell short, however, of Sabol's meet and American record of 155'5". An incredible turnout in this event took place this year, with 55 competitors taking part and 10 girls throwing in excess of 130'. Last year only three girls topped the 130' mark, and 122' placed!

Discus Qualifying, the following 12 qualified for the final: Terri Sabol, IATC, 143'2". Lorna Griffin, Flathead Valley Timberettes, 139'11". Joanna Norton, St. George's Dragons, 137'0". Mary Stevenson, Un, 135'6". Jackie Gordon, Sports International 135'1". Ann Lindsay, Un, 133'2". Kim Pyles, Sports International, 132'8". Karen Marshall, Oregon TC, 132'4". Lisa Kirk Kirk, Un, 132'0". Evonne Vaplon, Un, 131'6". Ann Turbyne, Gilly's Gym, 129'1". Kathy Devine, San Diego Lancerettes, 128'9".

Final:

1. Lorna Griffin, Flathead Valley Timberettes, 153'9"
2. Teri Sabol, IATC, 146'6", 3. Mary Stevenson, Un. (Malin, Oregon), 138'6", 4. Jackie Gordon, Sports International TC, 138'3", 5. Karen Marshall, Oregon TC, 138'2", 6. Ann Turbyne, Gilly's Gym, 135'5".

Others: 7-Ann Lindsay, Un., 134'7". 8-Kim Pyles, SITC, 130'4". 9-Joanna Norton, St. George's Dragons, 129'3". 10-Lisa Kirk, Un., 126'7". 11-Kathy Devine, San Diego Lancerettes, 115'6". 12-Evonne Vaplon, Un., 96'11".

880 MEDLEY RELAY

Sports International, with a strong team anchored by Robin Campbell, ran 1:43.1 to break their own meet and US Jr. record, but could only walk away with silver medals, as Tennessee State TC once again sizzled to a new record in 1:42.2! The remainder of the field, which was probably still 'shell-shocked' from having to win their qualifying heats to make the final, was led by the 3rd place Peoria Pacettes in 1:46.9.

Heats (Six Heats, winners advance to finals.)

Heat 1, 1-Sports International, 1:46.2. 2-Groton TC, 1:48.2.

Heat 2, 1-Peoria Pacettes, 1:47.6. 2-Gazelle TC, 1:48.3. 3-

Colorado Flyers, 1:48.9. 4-New York PAL, 2:01.1.

Heat 3, 1-Fredrick TC, 1:45.6. 2-Nebraska TC, 1:45.6. 3-

Atoms 'B', 1:50.3. 4-Ocean Hills Cheetahs, 2:00.5.

Heat 4, 1-Boulder Cinderbells, 1:47.3. 2-West Suburban TC,

1:48.6. 3-Central Jersey TC, 1:48.6. 4-Mallory Challengers,

1:49.5.

Heat 5, 1-Tennessee State TC, 1:44.7. 2-Klub Keystone, 1:47.5

3-Cavallette TC, 1:48.0. 4-Mayor Hatchor YF, 1:49.4.

Heat 6, 1-Atoms 'A', 1:46.5. 2-Metroplex Striders, 1:48.7.

3-International Youth Center, 1:50.2. (continued on next page)

NATIONAL CHAMPIONSHIP



YOU PICK 'EM - Officials would have had a difficult task with the finish of the Sr. Women's 100 Meter Dash final shown above, had they not had the advantage of using a video tape photo. The winner, Rosalyn Bryant, is third from left, number 286.



NEW JERSEY ONE TWO - Doreen Ennis of the Nutley TC wins the battle for first with Hilary Noden of Shore Athletic. The New Jersey Staters were timed in 4:23.1 and 4:23.4 respectively.



A FAMILIAR SIGHT OF DAYS GONE BY - Madeline Manning Jackson has returned to the track with a revitalized enthusiasm. Shown here, the 1968 Olympic 800 Meter Gold Medalist pockets the victory and sets a New American Record in 2:00.5.

US REPORT

SOUTHERN CAL CHEETAHS INV.

Walnut, California, May 10-11: The Long Beach Comets with strong hurdling and a sweep of the short relays, annexed the women's division title with 91 points defeating second place Wilt's Wonder Women at 81. Los Angeles Track Club continued its dominance of the 14-15 division with a 7 point victory over a strong Cactus Wren team. Lisa Thompson, from the Phoenix club posted a good 10.9w/24.8w double win in that division. The So. Cal. Cheetahs had little trouble in coping the 12-13 division title, while the Long Beach Comets and Blue Angels swiped the 10-11 and 9/U divisions respectively.

Women's Division: 100, 1-Gail Douglas(LBC) 10.8, 2-Dollie Fleetwood (SCC) 10.9, 3-Rosetta Birt(LI) 11.0 wind(+1.6). 220, 1-Rosetta Birt(LI) 24.4w, 2-Jarvis Scott (PTC) 24.5w, 3-Sandy Muse(WWW) 24.7w wind(+2.7). 440, 1-Jarvis Scott(PTC) 55.4, 2-Lynn Smith(WWW) 56.5. 880, 1-Lee Chiu-Shia(UR) 2:12.7 2-Kathy Keyes(P-USA) 2:13.2, 3-Carol Flournoy(SCC) 2:13.7. Mile 1-Lee Chiu-Shia(UR) 4:57.3. 2 Mile, 1-Lee Chiu-Shia(UR) 11:02.8. 100m, 1-Janice Lester(LBC) 14.1, 2-Deanne Carlson(WWW) 14.3. 400m, 1-Patty Cape (LBC) 60.8, 2-Janice Lester(LBC) 60.8 tie 3-Beth Howell(Unatt) 64.7, 4x110r, 1-Long Beach Comets 47.7, 2-Wilt's Wonder Women 48.5, 3-Chico Stie 48.7. Sprint Med R, 1-Long Beach Comets 1:47.6. Mile R, 1-Long Beach Comets 4:02.9. 2 Mile R, 1-Wilt's WW 9:15.8. Mile W, 1-Sue Brodock(RRR) 7:35.9, 2-Cindy Johnson(RRR) 8:06.0. HJ, 1-Chris Remmling(WWW) 5'7". SP, 1-Kelly Fuiks(CW) 38'1 1/2", 2-Michelle Peterson(Un) 37'5 1/4". DT, 1-Monette Driscoll(UGLA) 160'11", 2-Jan Svendsen(WWW) 157'11", 3-Peri Sabol(LATC) 148'6". JT, 1-Marilyn White(Mesa) 158'11", 2-Cathy Corr(LI) 155'11". Team Scores: Long Beach Comets 91, Wilt's WW 81, Lakewood Int. 55, Redlands U. 31.

14-15 Division: 100, 1-Lisa Thompson(CW) 10.9w, 2-Danita Young(SDC) 11.0w, 3-Denise Eddington(LATC) 11.2w wind(+3.2). 220, 1-Lisa Thompson(CW) 24.8w, 2-Katie Gaston(SDC) 25.1w, 3-Denise Eddington(LATC) 25.3w wind(+2.1). 440, 1-Sharon Dill (LI) 57.4, 2-Susan Moreno(LI) 59.2. 880, 1-Paula Rose(BA) 2:13.8, 2-Shari Cassin(ATC) 2:14.4, 3-Roma Antoniewicz(LATC) 2:14.8. Mile, 1-Suzanne Keith(RRR) 5:06.0, 2-Becky Wolf-inbarger(SCC) 5:08.8, 3-Paula Rose(BA) 5:11.7. 2 Mile, 1-S. Kieth(RRR) 10:51.6. 100m, 1-Joanne Erb(LATC) 15.1w, 2-Anita Green(CTC) 15.5w wind(+3.1). 300m, 1-Karen Ueda(LBC) 47.2, 2-Debbie Cuevas(ATC) 3-Alison Reed(AA) 48.3. Mile W, 1-L. Brodock(RRR) 7:57.2, 2-Lisa Metheny(RRR) 8:00.7. 440R, 1-Cactus Wrens 48.7, 2-SD Cougars 49.2. 880 Sprint Med, 1-Cactus Wrens 1:52.0. Mile R, 1-Arizona TC 4:08.0, 2-LATC 4:08.6. DT 1-Bea Hunt(RRR) 125'5", 2-Christi Pyle(LATC) 122'11", JT, 1-L. Van Bentham(Unatt) 137'11". SP, 1-Bea Hunt(RRR) 38'9 1/4". HJ, 1-Monique Donithan(CW) 5'2", 2-Gail Williams(Unatt) 5'2". LJ, 1-Kim Moran(LATC) 17'10", 2-Leslie King(CW) 17'4", 3-Karen Ueda(LBC) 16'11 1/2" w. wind +2.6. Team Scores: Los Angeles TC 87, Cactus Wrens 80, Rialto Roadrunners 77, Long Beach Comets 45.

12-13 Division: 100, 1-Janet Ballard(SCC) 11.2w wind(+4.8). 220, 1-Roxanne Keating(CW) 25.2w wind(+3.4). 440, 1-Della Equipilag(SCC) 59.9. 880, 1-Sharon Hulse(P-USA) 2:17.0, 2-Cris Stoiloff(RRR) 2:17.8, 3-Lynn Honeywell(RRR) 2:21.6. Mile 1-Diane Barrett(ATC) 5:05.2, 2-Corinne Nunez(RRR) 5:05.3, 3-Donna Sanchez(RRR) 5:06.6. 80m, 1-Tawny Singleton(OVTC) 11.4w 2-Erin Pike(LATC) 12.1w wind(+3.45). 200m, 1-Roxanne Keating (CW) 28.5, 2-Tawny Singleton(OVTC) 28.5, 3-Marlene Harmon (LATC) 30.3. Mile W, 1-Jessica Waskow(RRR) 8:35.7, 2-April Hickey(P-USA) 8:41.9. 440R, 1-SC Cheetahs 50.6, 2-Wilt's WW 50.8. 880 Med, 1-Valley Sun TC 1:53.2, 2-Wilt's WW 1:53.7, 3-Patriots USA 1:54.1. Mile R, 1-SC Cheetahs 4:04.9. Team Scores SC Cheetahs 91, Rialto Roadrunners 62, Patriots USA 34, Valley Sun TC 33 1/2.

10-11 Division: 100, 1-Tina Scott(SCC) 11.5w, wind(+4.6). 220, 1-LaTanya Dawkins(LBC) 26.1w, 2-Tina Scott(SCC) 26.1w, 3-Ivonne Jackson(BA) 27.1w wind(+3.4). 440, 1-La Tanya Dawkins (SCC) 62.0, 2-Stefani Farley(P-USA) 62.7, 3-Melanie Johnson (SCC) 62.7. 880, 1-Andrea Kirkorn(BA) 2:27.8, 2-Kathy Bryant (BA) 2:28.9, 3-Vickie Cook(RRR) 2:29.6. Mile, 1-Kristy Wilson (BA) 5:23.8, 2-Jane Wintermute(SCC) 5:36.8. 50y, 1-Cindy Culberson(RRR) 8.4w wind (+3.4). Mile W, 1-Vickie Cook(RRR) 8:31.7, 2-Shelley Quintana(Un) 8:45.7. 440R, 1-Long Beach Comets 54.6. 880 Med, 1-SC Cheetahs 2:00.3. HJ, 1-Candy Acres(SBS) 5'1", 2-Yvette Irons(GGS) 4'11", 3-Kelly Hoban(SoBS) 4'11". LJ, 1-Alana Capozzi(LBC) 17'1 1/2" w. wind(+2.6). BBT, 1-Melanie Johnson(SCC) 207'3".

MIAMI VALLEY INVITATIONAL

Versailles, Ohio, May 17-18: The host Kettering Striders took team honors and Madeline Manning Jackson continued her return to track prominence with a quality double (54.8/2:09.2). The top two mile relay time of the season was posted by the Syracuse Chargers clocking 9:02.3 and the NYPAL swept the relays with good times of 47.7 and 3:52.5. In the 10-11 division the New Image TC of Pittsburgh blistered the 880 Medley Relay in a time of 1:54.4! The Kettering Striders ran an outstanding Distance Medley with a time of 11:43.6. Karen McHarg paced her 1320 leg in 3:32.4 while Brenda Webb anchored in 4:52.7 for the mile.

Women: 100, 1-A. Moore(CAP) 11.0, 2-G. Smith(Un) 11.0, 3-K. Perry (OTC) 11.5. 220, 1-A. Moore(CAP) 24.6, 2-Gwen Smith(Un) 24.7. 440, 1-Madeline Jackson(CTC) 54.8. 880, 1-Madeline Jackson (CTC) 2:09.2, 2-Kathy Hall(WSTC) 2:10.4, 3-Janis Vetter(BRTC) 2:12.1, 4-Chris Caldwell(Peoria) 2:13.7. Mile, 1-Brenda Webb (KS) 4:54.9, 2-Debbie Vetter(BRTC) 4:59.4, 3-Marie Kastrup (KS) 5:00.7. 2 Mile, 1-Cris Gardner(SC) 11:49.4. 440R, 1-NY PAL 47.7, 2-Capitol City Comets 48.0. Mile R, 1-NYPAL 3:52.5 Syracuse Chargers 3:52.9, 3-Capitol City Comets 3:58.0, 4-Kettering Striders 4:00.2. 2 Mile R, 1-Syracuse Chargers 9:02.3, 2-Kettering Striders 9:08.6. 100m, 1-Lale Yurdakul (OTC) 15.5, 400m, 1-Debbie Vetter(BRTC) 62.4, 2-Carol Addy (OTC) 63.8, 3-Diane Vetter(BRTC) 64.0, 4-Erica Hagenlocher (SC) 65.5. Mile W, 1-Carol Mohanco(KS) 8:06.8. Team Scores; Kettering Striders 60, Blue Ribbon TC 34, Capitol City Comets 31, Syracuse Chargers 20, Ohio TC 23.

12-13 Division: 100- 1-C Topatigh(OAK) 11.3, 2-C. Kemp(CAP) 11.5. 220, 1-C. Topatigh(OAK) 26.0, 2-V. Gunn(CAP) 26.0. 440, 1-Carrie Shuster(BRTC) 60.1, 2-Sheila Boyer(PNI) 61.0. 880, 1-Julie Stibbe(BRTC) 2:21.5, 2-Sheila Boyer(PNI) 2:22.5. Mile, 1-J. Graves(MISS) 5:10.7, 2-Shannon Cline(Scioto) 5:14.3, 3-Joan Hazlip(PNI) 5:15.3. 80m, 1-L. Karecki(WSTC) 12.8. 880m 1-Capitol City Comets 1:55.0. Mile W, 1-Athena Monios(WPTC) 9:00.9. SP, 1-Mary Maciejajzyk(WPTC) 40'6 1/2". DT, 1-Mary Maciejajzyk(WPTC) 95'0". HJ, 1-Linda Karecki(WSTC) 5'3". LJ, 1-Linda Karecki(WSTC) 18'0". Team Scores: Western Pennsylvania TC 25, Capitol City Comets 24 1/2, Kettering Striders 23 1/2, Oakville TC 20, Blue Ribbon TC 20, Mound TC 19, West Suburban TC 18, Pittsburgh New Image 14. (Ed. Note); Note the competitive scoring in this division.

10-11 Division: 100, 1-R. Henderson(PNI) 12.0, 1-F. Wilson (PNI) 27.5, 2-Angie Toney(PNI) 27.6. 440, 1-Robin Wormsley (PNI) 61.2, 2-Wilson(PNI) 64.0. 880, 1-L. McKenzie(MISS) 2:30.7 Mile, 1-Laura Craven(Scioto) 5:23.7, 2-Sloan Burton(Nashville) 5:28.3, 50y, 1-C. Hunt(DRC) 8.6. 440R, 1-Statens Island Jets 54.1, 2-Pittsburgh New Image 54.1. 880m, 1-Pitts New Image 1:54.4. BBT, 1-Cheryl Seifert(LEC) 149'2". HJ, 1-Cheryl Seifert(LEC) 4'7 1/2". LJ, 1-Robin Jackson(SIJ) 16'1". Team Scores: Pitts New Image 38, Lake Erie Comets 22, Peoria Pacettes 18, Northern Lakes 18, Staten Island Jets 16. 9/under division: 100, 1-J Sissel(Peoria) 13.1. 220, 1-Dawn Redman(CAP) 30.0. 440, 1-Leigh Mann(BRTC) 69.7. Team Scores: Capitol City Comets 28 1/2, Ohio TC 21 1/2, Blue Ribbon TC 15.

TEN YEARS AGO TODAY

World "TOP TEN" Marks-1965

marks received up to July 22

2:06.7* Smith(G.Britain)
2:07.0 Dmitryeva(USSR)
2:07.1 Gleichfeld(W.Ger)
2:07.2 Suppe(E.Ger.)
2:07.8 Skobtsova(USSR)
2:08.0 Misersky(E.Germ)
2:08.4 Mukhanova(USSR)
2:08.5* Pollack(Australia)
2:08.6* Piercy(G.Britain)
2:08.6 McKenzie(S.Afr.)
*Indicated 880yards

US "TOP TEN" Marks-1975

marks received up to July 8

2:00.3 Madeline Jackson
2:02.9 Kathy Weston
2:03.0 Cheryl Toussaint
2:04.4 Kathy Hall
2:04.7 Debbie Vetter
2:04.8 Wendy Knudson
2:05.5 Cyndy Poor
2:06.0* Lee Chiu-Shia
2:06.1 Jan Merrill
2:07.0* Robin Campbell

9-Under Division: 100, 1-Stacey Granger(SCC) 12.3w, 2-Tanya Granger(SCC) 12.9w wind(+3.3). 220, 1-Stacey Granger(SCC) 28.4w wind(+3.3). 440, 1-Justine Tanabe(BA) 68.9. 880, 1-Kathy Kiernan(BA) 2:35.0, 2-Karen Bradshaw(ATC) 2:38.0. 440R, 1-SC Cheetahs 58.9. 880yR, 1-Long Beach Comets 2:06.7, 2-SC Cheetahs 2:07.3. HJ, 1-Jean Faust 4'4". BBT, 1-Rhonda Weddle (OTC) 149'8". LJ, 1-Dena Evans(BA) 12'11" w. wind(+3.2). Team Scores: Long Beach Comets
Scores: Blue Angels 60, SC Cheetahs 57, Long Beach Comets 36.

US REPORT (Continued)

SOVIETS SQUASH YANKS IN KIEV

Kiev, Russia, July 4/5: The USSR scored a convincing victory in the annual meeting between the two countries, 96-49. However, the United States continued to show signs of strength. Madeline Manning Jackson wasted little time in erasing her American record for the 800 which she set in White Plains just a few days earlier. Her time of 2:00.3 brought her two-tenths closer to becoming the first American woman to achieve the sub-two minute 800 meters. Lynn Bjorklund continued her assault on the American record for 3000 meters as she once again lowered the existing mark to 9:08.6. Faina Melnik, Discus thrower supreme, once again dominated that event with a throw of 216-1, some 20 feet further than her nearest rival! The unusually strong field in the 800 meters gives further warning of the quality to expect in Montreal as all eight competitors ran under the 2:03.9 mark! Guest country, Bulgaria, which has been making their bid for international recognition, left little doubt that they will be a factor to be reckoned with in 1976. Former world high jump record holder, Yordanka Blagoyeva of Bulgaria, entered her first competition since giving birth to her second child. Yordanka stated that she felt she would be ready for the Games as will another strong Bulgarian, Svetlana Zlateva, the current world record holder for 800 meters (1:57.5), who has resumed her training after giving birth to her first child.

100, 1-Vera Anisimova, USSR, 11.4. 2-Ludmila Maslakova, USSR, 11.4. 3-Rosalyn Bryant, USA, 11.7. 4-Yordanka Yankova, Bulgaria, 11.8. 5-Lilyana Panayotova, Bulgaria, 11.9. 6-Pat Collins El, USA, 12.0. Non Scoring: Nadezhda Besfamilnaya, USSR, 11.3. and Tatyana Vopokhobko, USSR, 11.9.

200, 1-Svetlana Belova, USSR, 23.1 (ties meet record set by Edith McGuire, USA in 1965) 2-Ludmila Maslakova, USSR, 23.6. 3-Rosalyn Bryant, USA, 23.8. 4-Lilyana Panaiotova, USSR, 23.9. 5-Zdravka Shipoklieva, USSR, 24.6. Debra Armstrong did not finish. Non-scoring competitors: Tatyana Vorokhobko, USSR, 23.8. Natalya Karnsaukhova, USSR, 24.2.

400, 1-Nadezhda Ilyina, USSR, 51.8 (meet record, old record, 51.9 by Ilyina in 1973.) 2-Inta Klimovicha, USSR, 52.1. 3-Robin Campbell, USA, 52.3. 4-Debra Sapenter, USA, 52.4. 5-Zdravka Trifunova, USSR, 53.9. 6-Yordanka Filopova, USSR, 54.5. Non-scoring competitors: Natalya Sokolova, USSR, 53.1, Ingrid Barkane, USSR, 53.2, Larisa Golovanova, USSR, 53.7, Lyubov Sharapova, USSR, 54.6.

800, 1-Madeline Jackson, USA, 2:00.3 (US and meet record, old record 2:00.9 by Jackson in 1969, old meet record, 2:02.3 by Mary Decker, USA, 1974). 2-Lilyana Tomova, Bulgaria, 2:00.4. 3-Sarmite Shtula, USSR, 2:02.4. 4-Kathy Weston, USA, 2:03.4. 5-Nikolina Schherova, USSR, 2:03.6. 6-Ravilya Izmaillova, USSR, 2:03.7. Non-scoring competitors: Cheryl Toussaint, USA, 2:03.0, Vasilena Amzina, Bulgaria, 2:03.8.

1500, 1-Tatyana Kazankina, USSR, 4:09.6 (meet record, old record 4:13.7 by Ludmila Bragina, USSR, 1973) 2-Rositsa Pekhilianova, USSR, 4:09.8. 3-Tamara Kazachkova, USSR, 4:12.6. 4-Rumiana Chavdarova, Bulgaria, 4:19.4. 5-Julie Brown, USA, 4:19.8. 6-Jan Merrill, USA, 4:23.6.

3000, 1-Rositsa Pekhilianova, Bulgaria, 9:07.4. 2-Svtlana Ulmasova, USSR, 9:08.4. 3-Lynn Bjorklund, USA, 9:08.6 (US record, old record, 9:16.0 by Francie Larrieu). 4-Rumiana Chavdarova, Bulgaria, 9:09.8. 5-Giana Romanova, USSR, 9:25.0. 6-Cindy Bremser, USA, 9:30.0.

100MH, 1-Lubov Kononova, USSR, 13.1 (meet record, old record, 13.2, Natalya Lebedeva, USSR, 1974.) 2-Nadezhda Tkachenko, USSR, 13.3. 3-Penka Boneva, Bulgaria, 13.6. 4-Deby LaPlante, USA, 13.7. 5-Pat Donnelly, USA, 14.0. Non-scoring competitors: Tatyana Anisimova, USSR, 13.3, Galina Vickutkina, USSR, 13.8

4x100R, 1-USSR, 43.4. 2-USA, 44.2. 3- Bulgaria, 46.1. (meet record; old record 43.5, USSR, 1973.)

4x400R, 1-USSR, 3:29.0 (meet record; old record, 3:33.28, USSR, 1973) 2-USA, 3:30.7. 3- Bulgaria, 3:40.1.

HJ, 1-Joni Huntley, USA, 6'2" (meet record; old record, Galina Filitova, USSR, 1973 and Joni Huntley, 1974) 2-Galina Filitova, USSR, 5'11 1/4". 3-Tamara Galka, USSR, 5'11 1/4". 4-Susan Hackett, USA, 5'9". 5-Yordanka Blagoyeva, Bulgaria, 5'7". 6-M. Volkova, Bulgaria, 5'5". Non-scoring competitor: Nadezhda Oskolok, USSR, 5'5".

LJ, 1-Lidia Alfeieva, USSR, 21'3 1/2". 2-Sherron Walker, USA, 21'3". 3-Galina Gopchenko, USSR, 21'1 1/4". 4-Penka Boneva, USSR, 20'4". 5-Ekaterina Nadeva, Bulgaria, 19'11 1/4". 6-Kathy McMillan, USA, 19'7". Non-scoring competitors: Tatyana Popotiva, USSR, 19'7 1/2".

SP, 1-Svetlana Krachevskaya, USSR, 68'8 3/4". 2-Ivanka Kristova, Bulgaria, 68'7 1/4". 3-Tamara Bufeteva, USSR, 58'1 1/4". 4-Elena Stoyanova, USSR, 56'5 1/2". 5-Denise Wood, USA, 45'5 1/4". 6-Emily Dole, USA, 44'8 1/2".

DT, 1-Faina Melnik, USSR, 216'1". 2-Olga Andrianova, USSR, 196'4" 3-Maria Vergova, Bulgaria, 196'2". 4-Svetlana Bozhkova, Bulgaria, 177'5". 5-Monette Driscoll, USA, 153'10". 6-Jan Svendsen, USA, 149'8".

JT, 1-Svetlana Babich, USSR, 201'1". 2-Kathy Schmidt, USA, 197'10" 3-Lutvan Mollova, Bulgaria, 196'9". 4-Darya Karyan, USSR, 190'2" 5-Yordanka Peieva, Bulgaria, 188'0". 6-Sherry Calvert, USA, 164'1". Non-scoring competitors: Nadezhda Yakubovich, USSR, 181'3".


Women's Point Score-USSR 96 USA 49
USSR 95 Bulgaria 50
USA 74 Bulgaria 70

(Ed. Note): In the above listed results I have listed Rositsa Pekhilianova, Penka Boneva and Elena Stoyanova as members of the Soviet squad when in reality they are from Bulgaria. My apologies to all three.

US MEETS CZECHS AND POLES

The United States met Poland and Czechoslovakia for a tri-meet situation which produced some sterling marks. Kathy McMillan tied the American best of the year with a leap of 21'7" to highlight the American performances. Grazyna Rabstzyn of Poland, the only hurdler to defeat Annelie Erhardt this year, polished off the field with an excellent 12.8. In the shot put, world record holder Helena Fibingerova of Czechoslovakia was the easy victor with a heave of 66'1 1/4". The US team, with their steadiest performances on the European tour, came up with victories against both countries.

100, Irena Szewinska, Pol., 11.2. 2-Rosalyn Bryant, USA, 11.5. 3-Ewa Dlugolecka, Pol., 11.5. 4-Eva Suranova, Cz., 11.7. 5-Pat Collins-El, USA, 11.9. 6-Jana Veverkova, Cz., 11.9. 200, 1-Pam Jiles, USA, 23.2. 2-Rosalyn Bryant, USA, 23.5. 3-Barbara Bakulin, Pol., 23.6. 4-Danuta Jedrejek, Pol., 23.9. 5-Jana Veverkova, Cz., 24.2. 6-Jitka Birnbaumova, Cz., 24.4. (Cont. on next page)




SEND FOR FREE
"TEAM UNIFORM &
ATHLETIC EQUIPMENT"
CATALOG TODAY

**WOMENS
SPORTS
SPECIALISTS**

CranBarry

2 LINCOLN AVENUE
MARBLEHEAD, MASSACHUSETTS 01945
TEL: (area code 617) 631-8510

KATE KEYES



Talent is sometimes found in unlikely places. Tamalpais High School for instance. THE Tamalpais High School in Mill Valley, Calif. Kathleen Jackson Keyes graduated from there last year. But more importantly, one year later she had accomplished what only a handful of women in the country had ever been able to do; run a mile in under 4:45.0. Not only did she run under it, she clocked 4:42.1 at the AIAW National Championships in May, good enough for second place. Kate's improvement has been astronomical. Last year in high school her best mile was 5:04.8, credible, but certainly not indicative of what she would eventually accomplish one year later. On June 8th at UCLA, Kate ran the race of her life. It was the Southern Pacific Assoc. Championships and as had been the case for most of the season, her major competition

in the 1500 would be her teammate, Julie Brown. The two Los Angeles Track Clubbers immediately left the rest of the field and the battle was on. Kate ran on Brown's shoulder the entire race and the two finished in an apparent tie. Both were given the same time, 4:17.3, not bad considering 5:04.8 was her best mark just one year ago! In addition, to that date, only three other American runners had ever covered the distance in a faster time; Francie Larrieu, Francie Goodrich and Doris Brown. That's pretty high company for a young upstart from Santa Rosa.

How has Kate taken to her new found success? Her Coach, Chuck Debus relates, "Pretty well. Now with her freshman year under her belt, we are hoping she maintains a mature attitude and keeps her success in perspective, and in that way we can look forward to further progress. I'm quite pleased with her efforts."

Kate hasn't exactly fudged on the longer distances this year either. During Cross Country season, on a team which included Francie Larrieu, Julie Brown and Clare Choate, Kate was the number four runner and at the AAU Nationals in Bellbrook, Ohio finished 26th overall in helping UCLA to the Women's division title. In addition to this, she played an important role in the USA's bid to win the World Cross Country Championships in Morocco finishing 11th. After her mile performance at the Collegiate Nationals, Kate doubled back to finish third in the two mile with a lifetime best of 10:12.45. But, she finished behind Peg Neppel of Iowa St. in second and you guessed it, Julie Brown the winner.

What are Kate's major concerns right now? "Nothing earth shattering really, I'm keeping a close eye on my sister Maggie though, she will be a senior at Tamalpais next year and has already run 5:02.0." Aside from that, I guess the pronunciation of my last name has confused most people. It's K-eyes, like what you see out of."

Kate is new to track and field circles, but one thing is certain, her earthy personality and infectious smile are heartily welcomed. Keep an K-EYE on her future!

More on Kate

Birthdate-Septmeber 13,1956 Age - 18
Birthplace-Santa Rosa, California
Height- 5'7 1/2"
Weight- 130
School- UCLA Coach- Chuck Debus
Major- Psychology



On the line with Julie Brown and Mary Decker. (Karin Smith photo)

SUBSCRIBE TO 'WOMEN'S TRACK & FIELD WORLD'

.....

The only publication in the world
devoted exclusively to
women's and girl's track and field.

One Year \$6.00
US Air Mail \$11.50

Name _____

Address _____

State _____ Zip _____

WTFW - PO BOX 371 - CLAREMONT, CAL. 91711

- 400,1-Debra Sapenter, USA, 52.0. 2-Robin Campbell, USA, 52.5.
 - 3-Danuta Pieczyk, Pol., 53.3. 4-Zofia Zwolinska, Pol., 53.6.
 - 5-Eva Kovalcikova, Cz., 54.8. 6-Jitka Birnbaumova, Cz., 55.8.
 - 800, 1-Madeline Manning Jackson, USA, 2:01.9. 2-Jozefina Kerchlanova, Cz., 2:02.4. 3-Elzbieta Katolik, Pol., 2:02.7. 4-Kathy Weston, USA, 2:04.1. 5-Barbara Waniewska, Pol., 2:04.7. 6-Helena Nerudova, Cz., 2:10.7.
 - 1500,1-Bronislawa Ludwichowska, Pol., 4:14.8. 2-Julie Brown, USA, 4:14.8. 3-Jan Merrill, USA, 4:16.3. 4-Renata Pentlinowska, Pol., 4:16.3. 5-Bozena Sudicka, Cz., 4:23.3. 6-Miroslava Margoldova, Cz., 4:38.2.
 - 3000, 1-Cindy Bremser, USA, 9:21.8. 2-Celina Magala, Pol., 9:22.8. 3-Lynn Bjorklund, USA, 9:25.0. 4-Emilie Privrelova, Cz., 9:28.6. 5-Ewa Kutty, Pol., 9:37.2. 6-Nadezda Varcabova, Cz. 9:50.0.
 - 100mH, Grazyna Rabstzyn, Pol., 12.8. 2-Teresa Nowak, Pol., 13.2.
 - 3-Deby LaPlante, USA, 13.8. 4-Monika Schonauerova, Cz., 13.9.
 - 5-Pat Donnelly, USA, 14.0. 6-Jirna Plivova, Cz., 14.6.
 - 4x100R, 1-Poland (Dlugolecka, Jedrejek, Bakulin, Szewinska), 43.8. 2-USA (Bryant, Collins-El, Campbell, Jiles), 44.2.
 - 3-Czechoslovakia, 45.6.
 - 4x400R, 1-USA (Campbell, Toussaint, Jackson, Sapenter), 3:31.0
 - 2-Poland, 3:36.0. 3-Czechoslovakia, 3:44.3.
 - HJ, 1-Vera Bradacova, Cz., 6' 1/2". 2-Joni Huntley, USA, 5'11 1/4"
 - 3-Susan Hackett, USA, 5'10". 4- Maria Mracnova, Cz., 5'10".
 - 5-Anna Bubala, Pol., 5'9". 6-Irena Falbagowska, Pol., 5'7".
 - LJ, 1-Kathy McMillan, USA, 21'7". 2-Jarmila Nygrynova, Cz., nd
 - 3-Anna Wlodarczyk, Pol., 20'11 1/4". 4-Eva Suranova, Cz., 20'11 1/4".
 - 5-Sherron Walker, USA., 20'7 3/4". 6-Maria Dlugosielska, Pol., 19' 11 3/4".
 - SP, 1-Helena Fibingerova, Cz., 66'1 1/4". 2-Ludwika Chewinska, Pol., 60' 1/2". 3-Jadwiga Kalina, Pol., 54'5 1/2". 4-Dana Matouskova, Cz., 53'9". 5-Denise Wood, USA, 46'5 1/2".
 - 6-Emily Dole, USA, 44'11".
 - DT, 1-Helena Vyhnaiova, Cz., 195'5". 2-Jitka Prouzova, Cz., 192'9".
 - 3-Dunata Rosani, Pol., 182'3". 4-Halina Treska, Pol., 179'8".
 - 5-Monette Driscoll, USA, 155'10". 6-Jan Svendsen, USA, 150'11".
 - JT, Kathy Schmidt, USA, 207'. 2-Drahomira Dryeova, Cz., 193'.
 - 3-Renata Sliwinska, Pol., 185'11". 4-Ewa Gryziecka, Pol., 182'8"
 - 5-Jana Linkova, Cz., 181'3". 6-Sherry Calvert, USA, 172'7".
- Team Scores: USA 86-Czechoslovakia 60; USA 76-Poland 70; Poland 82-Czechoslovakia 64.

SENIOR WOMEN'S PENTATHLON CHAMPIONSHIP

Jane Frederick served notice in an awesome fashion that the United States has a pentathlete of International caliber by shattering her American record, her pending American record, and her opposition with 4676 points at the National Pentathlon Championships at Los Alamos on June 20-21. Canadian champ Diane Jones slipped a bit in the high jump and was a distant second with 4422, while veteran Gale Fitzgerald recorded a PR herself in finishing third with 4334. Nebraska's Nancy Kindig took good advantage of some mental errors on the part of her opposition to record a strong 3854 to win the first ever Junior Pentathlon Championship.

Everyone was ready for a tremendous performance by Frederick, but not even Jane herself was quite ready for her 13.4 hurdle time, aided by a wind between 2.0 and 4.0 mps, legal for pentathlon purposes. Both Fitzgerald and Jones clocked 14.0 to stay within striking distance, but when Frederick was able to put 14.85 meters behind Jones' 14.96 they left Fitzgerald behind with 12.87 (still the third best mark of the group). When Jones then slipped to 1.66 in the high jump (this too, the third best jump, equalled by Sandi Tyler) the issue was pretty well decided. Jones came back the next day to lead all long jumpers, 6.15 to Frederick's 6.08, but ran only 25.2 (to Frederick's 24.2) for the only instance in which the top three finishers placed farther down than 3rd in any event. Such was the domination of Frederick, Jones, and Fitzgerald.

And such was the domination of Jane Frederick that she gave a nearly flawless demonstration of mental as well as physical preparedness. Jane led three events and was a close second in the other two, both with come through efforts. She needed a big long jump after Jones had popped her 6.15, and she got it.

Athlete	100Mh	SP	HJ	LJ	200m	total
Frederick, Jane	13.4	14.85	1.77	6.08	24.2	4676
Jones, Diane	14.0	14.96	1.66	6.15	25.2	4422
Fitzgerald, Gale	14.0	12.87	1.71	5.79	24.5	4334
Tyler, Sandi	14.3	10.59	1.66	5.46	26.2	3884
Shepherd, Jeanne	14.1	9.52	1.52	5.21	25.1	3722
Officer, Mary	14.2	8.59	1.57	5.09	25.2	3660
Jones, Joanne	15.0	12.22	1.52	4.83	26.6	3579
Chiavario, Lisa	15.0	9.18	1.52	5.11	25.9	3501
Kister, Mandy	15.1	9.62	1.52	4.70	26.8	3350
Sullentrop, Jeanne	15.1	10.50	1.42	4.76	26.7	3320
McMillan, Mitzi	14.9	10.97	withdrew, injury			


JUNIOR WOMEN'S PENTATHLON CHAMPIONSHIP

JUNIOR PENTATHLON CHAMPIONSHIPS

Dana Collins roared into the lead in the first junior competition with 14.3 and 11.08 to take a commanding lead until she passed to 1.54m in the high jump and failed to clear a height. Nancy Kindig took good advantage of the situation as she claimed a 3854 victory and a spot on the junior team against the USSR. Cindy Mitchell and Patsy Walker parlayed leading high jumps and #2 hurdles (behind Kindig) into 2nd and third places (3727 and 3698), as seven juniors scored over 3600 points.

Athlete	100mh	SP	HJ	LJ	200m	total
Kindig, Nancy	14.3	9.98	1.57	5.44	24.9	3854
Mitchell, Cindy	14.6	8.67	1.66	5.37	25.8	3727
Walker, Patsy	14.6	7.52	1.66	5.33	25.0	3698
Lee, Anita	15.1	9.36	1.63	5.50	26.4	3685
Hancock, Carol	15.4	10.00	1.60	5.47	26.2	3661
Thomas, Lisa	15.3	9.57	1.63	5.18	25.7	3648
Schofield, Kim	15.9w	8.66	1.60	5.54	25.0	3633
Stary, Jenny	16.0w	10.65	1.57	5.15	26.9	3484
West, Lori	16.9	10.80	1.60	4.95	27.1	3382
Mitchell, Lisa	15.2	7.54	1.63	5.20	27.5	3373
Wilkenson, Celeste	15.2	11.07	1.48	4.58	26.7	3371
Brockhoff, Christine	15.3	8.26	1.57	4.68	25.9	3351
Harrington, Mary	15.2w	8.59	1.45	5.01	26.8	3265
Wind, Angela	15.5w	7.72	1.45	5.00	27.0	3150
South, Shelly	15.7w	6.00	1.48	4.89	27.0	2996
Droddy, Jana	18.0w	7.71	1.42	4.55	27.4	2756
Watson, Alice	16.6w	8.41	1.42	0	25.1	2539
Collins, Dana	14.3	11.08	0		withdrew	
Ramsey, Chris	17.3	7.47	1.48		withdrew	

VERSATILITY PLUS - Jane Frederick, America's newest pentathlon sensation is shown here clearing the bar at 5-9. Her new American record in the Pentathlon broke old mark by over 200 points.



PENTATHLON KALEIDOSCOPE

Once again, the people of Los Alamos demonstrated their hospitality and desire to put on a meet for the athletes. Many athletes and coaches were housed in private homes, due in great part to the 30th reunion of the wartime lab workers. ...Mitzi McMillan, defending champion, withdrew after aggravating an injury...Due to a delay in delivery of new surfacing the high jump was off asphalt and the long jump runway could have used help...In order to circumvent the situation which required Cindy Mitchell to pass 39 jumps before starting her high jump, the pentathlon subcommittee is recommending a rule change to allow seeding offlights for the high jump only...Dana Collins appeared to be having difficulty with 5" during warmups but still passed to 5'0 1/4"...Otherwise beautiful weather was marred by winds which called for acute scrutiny on the part of the high jump judges to ascertain whether the bar was blown or knocked off...Anita Lee's best shot put occurred on a throw after which she walked out of the front of the ring...Her Best Legal put, 9.26, would not have affected her placing...The 15.0 awarded to Lisa Chiavario in the hurdles is a result of juggling as she was officially timed in 15.5 but was obviously well ahead of Mandy Kister, timed in 15.1...Joanne Jones is the defending Canadian Junior champion and younger sister of Diane...Kim Schofield surprised with her high jump and 200 meter marks. With some concentration this could be her event...Kindig "won" both sprints and her "worst" event was 9th in the traditional pentathletes' event, high jump...Diane Jones hinted that the proposed change to 800 meters may have run into some stumbling blocks in Eastern Europe.

US JUNIORS PUMMEL SOVIETS BY 30

Lincoln, Nebraska, July 4/5: 5,000 track fans sweltered in the 95 degree temperatures to watch the American Junior track squad defeat the Russians, 88-58. Brenda Morehead led the way with meet record setting efforts in three events (100, 200, 4x100 relay). Only the two weight events escaped victory for the Americans as the perennially strong Soviets swept the first two places in each event. Along with Morehead, Paula Girvan and the United States 4x400 relay team also set new meet records. Hometown favorites Nancy Kindig, won the Pentathlon competition with a score of 3918.

Results:

100, 1-Morehead, USA, 11.4 (New meet record, old mark 11.54, Ushatik, USSR, 1974). 2-Cheeseborough, USA, 11.4. 3-Kondratova, USSR, 11.7. 4-Kostrikova, USSR, 11.8.
200, 1-Morehead, USA, 23.2. 2-Cheeseborough, USA, 23.4. 3-Kondratova, USSR, NT. 4-Kulchunova, USSR, NT.
400, 1-Pat Helms, USA, 53.1. 2-Dabney, USA, 54.3. 3-Kulchunova, USSR, 54.4. 4-Petakhova, USSR, 57.1.
800, 1-Vigil, USA, 2:07.3. 2-Forman, USA, 2:08.0. 3-Podyalovskaya, USSR, 2:08.3. 4-Bartazhevich, USSR, 2:08.9.
1500, 1-Noden, USA, 4:26.6. 2-Tursyunov, USSR, 4:27.7. 3-Generalov, USA, 4:28.4. 4-Ennis, USA, 4:41.4.
100MH, 1-Sonja Hardy, USA, 14.0. 2-Rhonda Brady, USA, 14.2. 3-Alikso, USSR, 14.3. 4-Zhilo, USSR, 15.2.
4x110 R, 1-USA, (Morehead, Evelyn Ashford, Bernadine Givens, Cheeseborough) 44.8. 2-USSR, 50.0.
4x400 R, 1-USA, (Givens, Debbie Pastel, Debbie Esser, Helms) 3:37.9 (New meet record, old record, 3:38.4, USA, 1973). 2-USSR, 3:44.4.

DT, Koziri, USSR, 162'6". 2-Fedorenkova, USSR, 158'9". 3-Terri Sabol, USA, 154'6". 4-Mary Stevenson, USA, 139'9".
JT, 1-Cathy Sulinski, USA, 177'1". 2-Portnova, USSR, 175'10". 3-Litinova, USSR, 165'5". 4-Nadine Bowers, USA, 159'2".
HJ, 1-Paula Girvan, USA, 6'0" (equals meet record set by Prilepina, USSR, 1974). 2-Butuzova, USSR, 5'11". 3-Pam Spencer, USA, 5'9". 4-Prilepina, USSR, 5'9".
LJ, 1-Jody Anderson, USA, 19'10 1/2". 2-Mordiahivova, USSR, 19'6". 3-Karen Elmore, USA, 19'0 3/4". 4-Nadezhda, USSR, 18'8 1/2".
SP, 1-Kharoshilova, USSR, 51'6 1/4". 2-Kharitonchik, USSR, 49'8". 3-Marcia Mecklenburg, USA, 47'5". 4-Ann Turbyne, USA, 46'4".

Pentathlon, 1-Nancy Kindig, USA, 3918. 2-Zhilo, USSR, 3737.
3-Alikso, USSR, 3707. 4-Cindy Mitchell, USA, 3576.
Team Scores: USA 88, USSR 58.

US REPORT (Continued)

EASTERN GIRLS TRACK LEAGUE

Camden Community College, N.J., May 18: LaRoya Huff, Sports International sprint star, pocketed the 100/220 double in fine fashion with a respectable 11.0/24.5. Sports International also won the 440 relay in 48.4 with Sherry James picking up the 440 victory in 56.0. Atoms TC'er Gale Fitzgerald won the 100mH in 14.5, while SITC's Susie White took the 400mH in 62.4.

Women: 100, 1-LaRoya Huff (SITC) 11.0, 2-Murrylun Council (Klub Keystone) 11.0; 220, Huff, 24.5; 440, 1-Sherry James (SITC) 56.0, 2-Jackie Daniels (mallery) 56.4, 3-Andrea Andrews (Atoms) 57.0; 880, 1-Johanna Forman (Falmouth) 2:13.5, 2-Donna Campbell (SITC) 2:14.9; 100mH, 1-Gale Fitzgerald (Atoms) 14.5, 2-Susie White (SITC) 14.9; 400mH, White, 62.4, 2-Tonetta Rumph (Atoms) 63.5, 3-June Smith (SITC) 63.7; 440yR, 1-Sports International, 48.4, 2-Mallery, 48.8, 3-Klub Keystone, 49.6; 880yMedR, 1-ICYA, 1:47.6, 2-Cavalettes, 1:48.0, 3-Mallery, 1:48.5.

12/13: 100, 1-Portland Ford (Klub Keystone) 11.5, 2-Pat McClary (Keystone) 11.6, 3-Karen Young (Keystone) 11.8; 220, Ford, 25.9; 440/880, 1-Jackie Thompson (Keystone) 60.5/2:18.5, 2-Jill Hayworth (SITC) 60.8/2:20.0; Mile, 1-Aileen O'Conner (SITC) 5:19.3, 2-Rachel Crisswell (SITC) 5:26.2; 440yR/880yMedR Keystone, 50.4/1:51.3.

10/11: 220, 1-Veronica Gallashaw (Keystone), 2-Rene Reed (Keystone) 28.4; 440, Gwen Spurlock (Klub Keystone) 65.2; 880yMedR, Keystone, 2:01.0.

REGION 10 AAU CHAMPIONSHIPS

Denver, Colorado, May 24: Highlights of the Region 10 Championships were triple wins by Pam Greene of Colorado State University in the 100/220/440 and an apparent comeback by Desiree Gronwald of the Boulder Cinderbells, who tripled to win the HJ/SP/DT. Her marks of 5'8 1/4" in the high jump and 47'3/4" in the shot accounted for new Rocky Mountain Association records.

Women: 100/440, Pam Greene (CSU) 11.3/58.1; 220, 1-Greene, 24.2, 2-Sonya Hardy (BC) 24.9; 100mH, Hardy, 14.8; 400mH, Dannelle Wilson (BC) 68.4; 440yR, Boulder Cinderbells, 49.4; HJ/SP/DT, Desiree Gronwald (BC) 5'8 1/4"/47'3/4"/125'2". Team Scores, Boulder Cinderbells, 76.

14/18: 100, Karla Castor (TCG) 11.6; 220, Yvonne Braxton (CF) 25.1; 440, Lynnae Engdahl (TCG) 59.0; Mile, 1-Robin Castor (CF) 5:10.3, 2-Paula Driscoll (Un) 5:14.2; 2Mile, Driscoll, 11:13.6; 100mH, Lisa Thomas (CF) 16.0; SP, Cindy Young (Un) 39'8 1/2". Team Scores, The Colorado Gold, 42 1/2, Colorado Flyers, 40.

12/13: 100, Felicia Dupuch (CF) 11.5, 2-Yolanda Jones (CF) 11.8; 220, Dupuch, 26.3, 2-Ronda Adams (CF) 26.5; 440, Kathy Weiss (TCG) 60.2; 880, Pam Bonnett (BC) 2:23.5; 440yR/880MedR, Colorado Flyers "A", 49.8/1:54.1; DT, Vicki Powell (BC) 97'9"; LJ, Stephanie Lofton (MHD) 16'1 1/4". Team Scores, Boulder Cinderbells, 45, Colorado Flyers, 37.

10/11: 100/LJ, Angie Meininger (FM) 12.2/15'8 1/4"; 440, Donna Boffey, (CF) 67.0; 440yR, Colorado Flyers "A", 55.5; HJ, Marie Wilson (BC) 4'6". Team Scores, Fort Morgan, 35, Colorado Flyers, 32.

9/U: 100/440, Cheryl Lucas (CF) 13.0/68.5; 880yR, Mile High Denver, 2:14.4. Team Scores, Colorado Flyers, 43.

BRADY SIZZLES AT KIRKWOOD

Kirkwood, Missouri, May 18: Rhonda Brady of the Mayor Hatcher Youth Foundation in Gary, Indiana, easily took the 100 and the 100mH with a very fine 10.8 and 13.7. Jennie Gorham, Kansas City North Stars, continued her domination of the 12/13 division with a triple victory in the 100/220/440. Mayor Hatcher and Kirkwood TC put on a real donnybrook for the team title with MHYF slipping by for the victory, 88-87.

Women: 100, 1-Rhonda Brady (MHYF) 10.8, 2-Sheila Calmese (Royal Knights) 11.0, Deborah Oliver (MHYF) 11.0; 220, Calmese, 25.5; 100mH, 1-Brady, 13.7, 2-Debbie Moses (CZ) 14.3; 440yR, MHYF, 49.4.

12/13: 80mH, Pat Collins (Burbank) 12.9; 100/220, Jennie Gorham (KCNS) 11.1/25.5, 2-Desiree Pritchett (CZ) 11.2/26.3; 440, Gorham, 60.0; LJ, Pritchett, 16'6", 2-G. Brown, 16'3 1/2"; HJ, 1-Lori Fuller, 4'10", 2-Kiawi Russell (Burbank) 4'10". Team Scores, Burbank, 105.

10/11: 50yH/220, Jean Dufrezne (KCNS) 8.0/26.7; 100, 1-Devlin Stamps, (ESL) 11.7, 2-Dufrezne, 11.7; 440, Stamps, 65.8; Mile, 1-Sheila Erickson, 5:40, 2-Diane Zurweller (Florissant) 5:41.6; 880yR, Blues, 1:56.4; LJ, K. Caldwell (CZ) 15'8"; HJ, Smith (SEMO) 4'8". Team Scores, Blues, 50.

9/U: 100, Pam Collins (Burbank) 13.0; 880yR, Royal Knights "A", 2:11.5, 2-Burbank, 2:11.6. Team Scores, Burbank 86.

CHINA TOUR

The Newspapers called it "On the Fields of Friendly Strife", but what it was, was a history making event. For the first time a US team traveled to mainland China for a track and field competition. Scoring for the two teams was not kept and the Chinese referred to the meeting as "Friendship first, Competition second". The American contingent won the lions share of the events, with only the discus escaping the grasp of victory during the two weeks of competition. Many opinions were expressed throughout the two week stay, an example of which was Maren Seidler, "It was the most important experience of my life. It was an emotional experience. It's hard for me to talk about it; I get tears. The people did not seem programmed to me". According to Stan Saplin, Press liaison officer, the complaints and sulking were at a minimum, and there existed a great deal of togetherness. And so China made the initial efforts to field a competitive track and field team on an international level. Time will show the fruits of their efforts.

The Results:

CANTON

May 18/19

vs. Central and South China Combined teams @ East Stadium

100, 1-Renaye Bowen, Los Angeles, 11.7. 2-Meng Yu-chung, China 12.2. 3-Janet Brown, Denton, Texas, 12.2. 4-Hozu-Fen, China, 12.2. 200, 1-Rosalyn Bryant, Chicago, 23.9. 2-Theresa Montgomery, Baton Rouge, La. 24.2. 3-Siao Chih-nung, China, 25.2. 4-Hsieh Chih-fang, China, 25.4. 400, 1-Robin Campbell, Washington, DC, 52.8. 2-Debra Sapenter, Alexandria, VA., 53.0. 3-Chanh Chien, China, 58.0. 4-Chiang Yu, China, 58.4. 800, 1-Kathy Weston, Reno, Nev., 2:07.0. 2-Cheryl Toussaint, Brooklyn, 2:07.2. 3-Liu Li-chuan, China, 2:18.3. 4-Li Shu-fang, China, 2:19.6. 1500, 1-Francis Larrieu, Los Angeles, 4:16.8. 2-Jan Merrill, Waterford, Conn., 4:19.4. 3-Judy Graham, San Jose, 4:21.8. 4-Lin Cheng-lan, China, 4:33.3. 100MH, 1-Jane Frederick, Goleta, 14.0. 2-Deby LaPlante, Inkster, Mich., 14.1. 3-Liu Lien-ai, China, 14.3. 4-Lo Teh-hsia, China, 14.6. 4x100R, 1- USA, 46.1. 2- China, 47.7. 4x400R, 1- USA, 3:42.8. 2- China, 3:53.8. HJ, 1-Karen Moller, Warrington, Pa., 5'7 $\frac{1}{4}$ ". 2- Li Li, China, 5'7 $\frac{1}{4}$ ". 3- Yang Wen-chen, China, 5'6 $\frac{1}{4}$ ". 4-Jane Frederick Goleta, 5'6 $\frac{1}{4}$ ". LJ, 1-Martha Watson, Los Angeles, 20'6 $\frac{1}{2}$ ". 2-Willye White, Chicago, 20'1". 3-Hou Tao-chen, China, 19'4". 4-He Li-na, China, 18'9 $\frac{1}{4}$ ". SP, 1-Maren Seidler, San Jose, 51'5". 2-Denise Wood, Haledon, NJ., 48'8 $\frac{1}{4}$ ". 3-Kao Yu-kai, China, 48'. 4-Wang Wen-lan, China, 47'7". DT, 1-Kao Yu-kun, China, 165'10". 2-Linda Langford, San Jose, 163'3". 3-Chu Chun-fang, China, 153'4". 4-Wang Tan, China, 152'7". JT, 1-Barbara Freidrich, Lake Heights, NJ., 172'. 2-Lynn Cannon, Chico, Ca., 169'11". 3-Li Feng-hsia, China, 151'2". 4-Chih-Jab Cho Ma, China, 139'2".

SHANGHAI

May 22/23

vs. East China combined team @ Hongkuo Stadium

100, 1-Renaye Bowen, Los Angeles, 11.7. 2-Theresa Montgomery, Baton Rouge, La., 11.8. 3-Wang Yi-chu, China, 12.4. 4- Wang Shia, China, 12.4. 200, 1-Rosalyn Bryant, Chicago, 24.0. 2-Linda Cordy, Brooklyn, 25.1. 3-Chien Wei-lian, China, 25.5. 4-Hsi-ping, China, 25.7. 400, 1-Debra Sapenter, Alexandria, Va., 53.0. 2-Robin Campbell, Washington, DC, 53.2. 3-Chen Choun, China, 58.5. 4-Chiang Yu, China, 58.6. 800, 1-Cheryl Toussaint, Brooklyn, 2:06.5. 2-Kathy Weston, Reno, Nev., 2:08.6. 3-Ren Chun-kai, China, 2:16.1. 4-Wang Su-shiang, China, 2:24.0. 1500, 1-Francis Larrieu, Los Angeles, 4:19.4. 2-Judy Graham, San Jose, 4:20.0. 3-Suo Shou-fang, China, 4:46.4. 4-Teng Shiu-chin, China, 4:51.7. 100MH, 1-Patty Van Wolvelaere, Carlsbad, Ca., 13.9. 2-Deby LaPlante, Inkster, Mich., 14.2. 3-Jane Frederick, Goleta, Ca., 14.8. 4-Chang Yu-mei, China, 14.8. 4x100R, 1- USA, 45.4. 2- China, 48.0. 4x400R, 1-USA, 3:40.7. 2-China, 4:00.4. HJ, 1-Chu Hsi-chen, China, 5'8 $\frac{1}{2}$ ". 2-Li Li, China, 5'7 $\frac{1}{4}$ ". 3-Karen Moller, Warrington, Pa. 5'6 $\frac{1}{4}$ ". 4-Yang wen-chia, China, 5'6 $\frac{1}{4}$ ". LJ, 1-Martha Watson, Los Angeles, 20'5". 2-Chou Wa, China, 19'11 $\frac{1}{2}$ ". 3-Kang Yue-Li, China, 19'11" 4-Willye White, Chicago, 19'9 $\frac{1}{2}$ ". SP, 1-Maren Seidler, San Jose 52'2 $\frac{1}{2}$ ". 2-Wang Wen-lan, China, 47'10 $\frac{1}{2}$ ". 3-Denise Wood, Haledon NJ., 47'4 $\frac{1}{2}$ ". 4-Li Hsiao-ying, China, 46'8 $\frac{1}{4}$ ". DT, 1-Wang Tan, China, 159'3". 2- Ma Chi-yu, China, 155'8". 3-Lu Yun-fang, China, 150'10". 4-Denise Wood, Haledon, NJ., 146'4". JT, 1-Li Hsia, China, 189'4" (Chinese National Record), 2-Barbara Freidrich, Spring Lake Heights, NJ., 173'10". 3-Lynn Cannon, Chico, Ca., 169'6". 4-Li Feng-hsia, China, 150'10".

PEKING

May 27/28

vs. Chinese National Team @ Peking Workers Stadium

100, 1-Theresa Montgomery, Baton Rouge, La., 11.9. 2-Renaye Bowen, Los Angeles, 12.0. 3-Janet Brown, Denton, Texas, 12.0. 4- Ho Tsu-fen, China, 12.3. 200, 1-Rosalyn Bryant, Chicago, 24.2. 2-Linda Cordy, Brooklyn, 24.9. 3-Wan Hsia, China, 25.6. 4- Hsiao Tsi-nung, China, 25.7. 400, 1-Robin Campbell, Washington, DC, 53.3. 2-Debra Sapenter, Alexandria, Va., 53.5. 3-Liu Li-chuan, 57.8. 4-Chang Chieh-China, 58.1. 800, 1-Kathy Weston, Reno, Nev., 2:04.8. 2-Cheryl Toussaint, Brooklyn, 2:04.8. 3-Kao Chen-kuo, 2:11.3. 4-Jen Chun-kai, 2:11.4. 1500, 1-Francis Larrieu, Los Angeles, 4:11.5. 2-Jan Merrill, Waterford, Conn., 4:17.7. 3-Judy Graham, San Jose, 4:20.9. 4-Cheng-lau, China, 4:4:36.0. 100MH, 1-Patty Van Wolvelaere, Carlsbad, CA, 14.1. 2-Deby LaPlante, Inkster, Mich., 14.3. 3-Chang Chien-ying, China, 14.6. 4-Chou Ying, China, 14.7. 4x100R, 1- USA, 45.8. 2- China, 47.3. 4x400R, 1- Usa, 3:41.0. 2- China, 3:54.2. HJ, 1-Jane Frederick Goleta, Ca., 5'9". 2-Li Ping, China, 5'7 $\frac{1}{4}$ ". 3-Karen Moller, Warrington, Pa. 5'6 $\frac{1}{4}$ ". 4-Yang Wen-chen, China, 5'6 $\frac{1}{4}$ ". LJ, 1-Kang Yue-li, China, 20'5 $\frac{1}{4}$ ". 2-Martha Watson, Los Angeles, 20'4 $\frac{1}{2}$ ". 3-Willye White, Chicago, 20'4". 4-Chou Wa, China, 19'8 $\frac{1}{4}$ ". SP, 1-Maren Seidler, San Jose, 51'2 $\frac{1}{4}$ ". 2-Chi Chieh-ying, China, 49'1". 3-Chung Hsuo-yung, China, 48'8 $\frac{1}{4}$ ". 4-Denise Wood, Haledon, NJ, 48'1 $\frac{1}{4}$ ". DT, 1-Kao Yu-kei, China, 166'7". 2-Wei Pao-hung, China, 160'2". 3-Chu Chun-fang, China, 160'2". 3-Wang Tan, China, 152-2. 4-Wei Pao-hung, China, 158'3". 5-Denise Wood, Haledon, NJ, 146'4". JT, 1-Li Hsai, China, 188-4. 2-Barbara Freidrich, Spring Lake Heights, NJ., 171'10". 3-Lynn Cannon, Chico, Ca, 167'9". 4-Chou Mao-chia, China, 162'5".

LARRIEU CRACKS AMERICAN 1500

Bypassing the US nationals to compete in Europe, Francis Larrieu set an American record in the 1500 meters at a Paris meet against good competition. Francis's time was 4:08.5 in the winning effort, with France's Marie Françoise Dubois pushing her all the way with a 4:08.6 clocking. Only Grete Anderson of Norway has run a faster time thus far this season posting a 4:06.6. Larrieu's previous best was 4:09.8



ALWAYS GO GILL

For performance, and official sanction

Coaches and athletes realize the importance of training and competing with superior equipment that meets official standards.

That's why the world famous Gill products, including a full line of women's track and field equipment, are preferred by those who care.

Write for a free copy of Gill's colorful catalog featuring the finest in track and field equipment.

GILL

THE HARRY GILL COMPANY
BOX 428 URBANA, ILLINOIS 61802

FOREIGN NEWS

2nd ASIAN CHAMPIONSHIP

Seoul, Korea, June 9-14: The "Autumn Sunset" struck Seoul like a lightning bolt as the Asians staged their Second Asian Athletics Championships on the beautiful tartan track in the Korean capital city. With 17 nations competing, it was the Republic of China's Lee Chiu-Shia who stole the show. Her name means "Autumn Sunset" and she dominated the six day affair with victories in the 800, 1500 and 3000 meter runs with good marks of 2:08.1, 4:23.0 and 9:39.8.

Although they were practically shut out on the track with only a gift individual victory in the 100 meter hurdles, Japan seemingly monopolized the field events to take top honors with seven gold medals to four for Korea, three for Taiwan and two for Israel. Israel's Esther Roth won both sprints and then lost her chance for a triple win as she lost her balance over the 6th hurdle in the 100 meter race and did not finish. Korea's Ok Ja Paik nabbed golds in the shot and discus.

Lee opened her gold gathering on the first day of the competition with a twelve yard victory in the 800 meters. Drawing the outside lane and running the international two-turns in lanes, Lee passed the 200 in 32 and the 400 in 63. She worked her way up and took the lead with 150 meters to go and from that point simply flew away from the rest of the field. Her splits were 32-31-34-31.1.

Two days later she took on Asia's best in the 3000 meter with threats from Israel's veteran Hanna Shezeffi, (running again at age 32 after having her second baby last year), and a trio of ballyhood Koreans who were reportedly world class. Shezeffi set the pace with Lee on her shoulder and the three Koreans right behind. In fact the Koreans were so close to Shezeffi that they repeatedly stepped on her heels while picking up spike marks on their shins. The Koreans were boxed and didn't know how to get out and were completely frustrated. Shezeffi led the field through the initial laps of 74-77-77-79 and then tired, slowing to 84 as Lee stayed on her shoulder. The pair (and the Koreans) covered the sixth lap in 82 with the home towners still trying to free themselves. Finally, using their hands, they pushed both Shezeffi and Lee and went to the front--but this lasted for only a few seconds as Lee turned on the reserve burner and tossed in a 69 last lap for a 55 yard margin.

The next night Lee was on hand to spin a lap on the 4x400 relay as the Chinese team finished fourth. Running the third leg, Lee brought her team from far behind to second with a 55.7 lap.

Closing day competition was held in the afternoon with the hot Asian sun beating down at 83° and high humidity. The Japanese hoped the weather, four previous races (including an 800 heat) plus fresh runners from the land of the Rising Sun would prove to be the downfall of "Autumn Sunset". Shezeffi, former Asian record holder for 1500, and the Japanese knew they must take the sting out of Lee's kick to have any chance of victory, but it was not to be. Following instructions, the tiny Chinese runner sat back in the pack for two laps in 70-73, then could stand it no longer and went to the front with a 70.5 lap and closed with a 64.7 final 400 for a 25 yard win. Lee was stopped, turned around and looking at the clock when the runner-up finished.

The Asians were amazed at Lee's running so many races, but they should have known she had been running the 880, mile and two-mile in competition in the USA in one day-- so doing the same thing in six days was a picnic.

Both hurdle races were decided by fate as Roth failed in the 100m race and Malaysia's pretty Marina Chin lost the 400m race when she hit the last hurdle while holding a substantial lead.

Roth had no competition in either sprint. Her times of 23.73 (semi) and 23.72 (final) were outstanding considering the lack of competition. Korea's Kyung Sook Kim scored the meets biggest upset when she beat Singapore's Chee Swee Lee in the 400. Chee Swee, who ran a 54.7 relay leg the following night, could do no better than 56.41 in the open event and had to settle for the silver medal.



Van der Laage photo

Korean Shot Put star, Ok Ja Paik, won the "Outstanding Athlete Award" with a New Asian record of 16.39/53'9 1/4" and also won the Discus contest with a throw of 47.74/156'7 1/2".

3000, 1-Lee Chiu-Shia(China)9:39.8, 2-Nam Soon Kweon(Korea) 9:46.8, 3-Hanna Shezeffi(Israel) 9:55.2. 100MH, 1-Domoko Dazai(Japan)14.25, 2-Lin Yuen-Shiang(China) 14.25, 3-Fumiko Yamano(Japan) 14.52. 400MH, 1-Sung Sook Woo(Korea) 62.89, 2-Marina Chin(Malaysia) 63.89, 3-Chin Long Sim(China) 64.13. Pent, 1-Kyoko Shimizu(Japan) 4064, 2-Ruth Zlotchenko(Israel) 3687, 3-Hostumi Harada(Japan) 3667. (New Meet Record). 4x100R, 1-Japan 46.73(New Record), 2-Korea 48.13. 4x400R, 1-Japan 3:50.4, 2-Korea 3:53.1, 3-Singapore 3:54.0. (New Korean Recrd). SP, 1-Ok Ja Paik(Korea) 16.39/53'9 1/4", 2-Chen Fu-Mei (China) 13.52/44'4 1/4", 3-Yukaro Seo(Japan) 13.50/44'3 1/2". DT, 1-Ok Ja Paik(Korea) 47.74/156'7 1/2", 2-Matsuko Takahashi(Japan) 46.34/152'1 1/2", Mikiko Tokita(Japan) 45.90/150'7". JT, 1-Kieko Myokai(Japan) 53.48/175'5 1/2", 2-Nahomi Shibuzawa(Japan) 51.40/168'7 1/2", 3-Bok Soon Lee(Korea) 49.48/162'4"(New Meet Record). HJ, 1-Hisae Tsuchiya(Japan) 1.74/5'8 1/2", 2-Michiyo Inacka(Japan) 1.74, 3-Ruth Zlotchenko(Israel) 1.74. (New Meet Record). LJ, 1-Keiko Ogawa(Japan) 6.15/20'2 1/4", 2-Kyoko Shimizu (Japan) 5.93/19'5 1/2", 3-Lin Yuen-Shiang(China) 5.82/19'1 1/4".

The Results:100 Meters, 1-Esther Roth(Israel) 11.9, 2-Carolina Rieuwpassa(Indonesia) 12.09, 3-Osako Yukiko(Japan) 12.13. 200, 1-Esther Roth(Israel) 23.72, 2-Osako Yukiko(Japan) 24.46 3-C.Rieuwpassa(Indonesia) 24.52. (New Meet Record). 400, 1-Kyung Sook Kim(Korea) 56.24, (New Korean Record), 2-Chee Swee Lee(Singapore) 56.41, 3-Keiko Nagasawa(Japan) 57.93. 800, 1-Lee Chiu-Shia(China) 2:08.13(Equals Meet Record), 2-Masae Namba(Japan) 2:09.9, 3-Kumiko Mishi(Japan) 2:10.8. 1500, 1-Lee Chiu-Shia(China) 4:23.0(New Meet, Asian, Chinese Record), 2-Kumiko Mishi(Japan) 4:26.4, 3-Hanna Shezeffi(Israel) 4:27.2.

	Medals	Gold	Silver	Bronze	Scoring	
Japan	7	7	7	7	Japan	184
Korea	4	3	2	2	Korea	109
Taiwan	3	2	2	2	Taiwan	86
Indonesia	2	1	3	3	Israel	50
Singapore	0	1	1	1	Indonesia	18
Malaysia	0	1	0	0	Singapore	14
					Philippines	13
					Malaysia	8
					India	3
					Hong Kong	1
					Iran	0

GOOD PENTATHLON IN AUSTRIA

Gotzis, Austria, June 1: Competing in cold, rainy conditions Diane Jones scored 4394 points to finish second in the international multi-event meet. The winner, Burglinde Pollak of the DDR posted a very fine score of 4542. Jones performance is her second best ever outdoors. Due to an ankle injury in a P.E. class she lost nearly two months of training, so the score at best is very encouraging. The competition, which was held at the Stadium Mosle in Gotzis, was of a very high quality with the first five pentathletes scoring well above 4000 points. **Event winners;** 100m/Burglinde Pollak 13.4, Shot Put/Burglinde Pollak 51'6 1/2", HJ/Diane Jones 5'9 1/4", LJ/Christine Laser DDR/20'1/2", Christine Laser DDR/24.7. **Final Standings:** 1.B.Pollak (DDR) 4542, 2.Diane Jones (Canada) 4394, 3.Christine Laser (DDR) 4364, 4.Anrea Seeger (DDR) 4293, 5.Penka Sokolova (Bul) 4213, 6.Isabella Lusti (Switzerland) 4063.

WORLD MARK AT 3000 METERS

Oslo, Norway, 6/24: Grete Anderson of Norway set a world record for the 3,000 meter run at 8:46.6 during a triangular meet with East Germany and Sweden. The old record was 8:52.74, set by Ludmila Bragina of the Soviet Union in 1974.



EUROPEANS RUN WILD IN SOFIA

Qualifying for the upcoming Europa Cup Championship next month in Nice, France, has witnessed some great marks. The following were recorded; Renate Stecher (DDR) 100/200, 11.1/22.6. Ellen Streidt (DDR) 400, 50.5. Marianne Adam (DDR), shot, 70'3 1/4". Maria Vergova (Bul) discus, 219'1"

PHILLIPINES INVITATIONAL

Cebu, City, Phillipines, June 20/22: The Republic of China grabbed five gold medals to lead the six participating nations in the 1975 National Open Track and Field Meet in this southern city. Lee Chiu-Shia, winner of three gold medals at the Asian Championships in Korea just one week earlier, produced the best marks of the competition as she won the 1500 over a sloppy track in 4:50.5 and then came back the next day to register a 75 yard victory with a 2:09.3 clocking for the 800. Sachiko Okusawa of Japan had a 1.70/5'8 1/4" in the high jump.

Women's Results:100m 1-Sayuri Matsushita(Japan) 12.2, 2-A. Alanes(Phil) 12.3, 200m 1-Matsushita (Japan) 25.1, 2-A. Alanes(Phil) 25.1, 400m 1-Chee Swee Lee(Sig) 57.6, 2-Huang Chiu-Chin(ROC) 58.3, 800m 1-Lee Chiu-Shia(ROC)2:09.3, 2-R. Yumol(Phil) 2:17.7, 1500m 1-Lee Chiu-Shia(ROC)4:50.5, 2-M. Begum(Sing) 4:58.5, 1000m 1-Y. Miyazaki(Japan) 14.6, 2-Wu Lee-Hua(ROC) 15.2, 4x400R 1-Singapore 4:00.6, 2-ROC 4:03.4, HJ, 1-S.Okusawa(Japan) 1.70/5'7". LJ, 1-Wu Lee-Hua 5.81/19'1/4", 2-L. Silvia-Netto 5.62/18'5/4". SP, 1-Chen Fu-Mei(ROC) 14.59/47'10 1/2". DT, 1-Consuelo Lacusong (Phil) 40.13/133'8". JT, 1-Erlinda Lavandia(Phil) 41.86/137'4". Pent, 1-Wu Lee-Hua (ROC) 3583

The following is the medal distribution:

	Gold	Silver	Bronze
ROC	5	4	4
Japan	4	0	0
Phillipines	3	7	5
Singapore	2	1	3
India	0	1	1
Iran	0	0	0

BRITISH NAT'L PENTATHLON CHAMPIONSHIP

Diane Jones, competing in her first meet since the Canadian indoor Championships started well in the British Pentathlon Meeting with a 14.29 in the hurdles and 14.84/48'8 1/4" Shot to lead by 79 points after two events but retired from the competition on medical advice due to a slightly strained back. Sue Wright went on to win the competition with a score of 4197 to move her into fifth on the all-time British list. Sue's marks for her winning total were; 100m/14.19, Shot/38'1", HJ/5'7", LJ/19'0", 200m/24.79. Others included: 2. A. Wilson 4068, 3.H.Oakes 4045, 4.P.McNab 4007.

SCARBOROUGH INVITATIONAL

Oshawa, Ontario, June 21: With the Canadian National team away in Europe the outstanding marks were lacking, however, what-ever was lacking in marks was more than made up for in excellent meet organization and beautiful facilities. On a beautiful clear day at Civic Field Stadium the Scarborough Central Lions hosted their 2nd Annual Invitational with 338 athletes turning out for the competition. A small scattering of American athletes took part, most of whom were on their way to the AAU Nationals in White Plains. Peg Neppel of Iowa State turned in a good double in the 1500/3000 considering she had just completed a 1000 mile car ride and was battling a stomach disorder. Louise Hanna Walker turned in a good performance in the high jump with a leap of 1.80/5'11" a new meet record. Canada continues to uncover talented young jumpers as 13 year old Judy Sackfield of the Scarborough Optimists set a new meet record with a jump of 1.73/5'8 1/4"

Women's:100/200, 1-Sandra Kurts(ScarCentLions) 12.4/25.5, 400, 1-Francine Gendron (USAM) 57.0, 2-Michelle Racette (Region Bourassa) 57.3, 800, 1-Geri Ashdown (U.of Toronto) 2:17.9, 2-Lorie Johnston (Sarnia TC) 2:18.8, 1500, 1-Peg Neppel (Iowa) 4:28.2, 2-Joann McKinty (N.Laurent.) 4:34.8, 3-Kathy Prosser (Brock U.) 4:36.3, 4-Sally Beach (U.of Toronto) 4:39.7, 3000 1-Peg Neppel (Iowa) 9:45.8, 2-Wendy Van Mielo (North Bay) 10:08.8, 3-Sharon Clayton (Toronto Olympic) 10:23.0, 1000M 1-Deby LaPlante (Michigan) 14.8, 2-Marlene Peters (KWTC) 15.2 3-Linda Hughes (ScarCentLions) 15.4, 400MH, 1-Suzanne Fleury (USAM) 64.8 (Meet Record), 2-Erica HagenLocher (Syracuse Char) 65.6, 3-Mary Kelly (ScarCentLions) 68.1, HJ, 1-Louise Walker (U.of Toronto) 1.80/5'11" (Meet Record), 2-Evelyn Oljans (Ham Olympic) 1.70/5'7", 3-Anne Filion (Dominos) 1.65/5'5". Shot 1-Joyce Thomas (Hamilton Olympic) 12.02/39'5 1/4", Discus, 1-Debbie Barker (Un) 41.02/134'7", 2-Carolyn Duncan(KWTC) 40.66/131'3/4", 3-Joyce Thomas (Hamilton Olympic) 37.52/123'1". Juvenile(16-17), 100- 1-Jill Pilgram (Hamilton Olympic) 12.4, 2-Leah Harvey (ScarCentLions) 12.4, 3-Gisele Chagnon(Reg. Burassa) 12.4, 200, 1-Sue Haynes(IowaSt.) 25.2, 2-Leah Harvey (SCAR Lions) 25.3, 400, 1-Bev Krotowski (ScarCentLions) 56.2, 2-Sue Haynes(IowaSt.) 56.4, 800, 1-Kathy Keyes (PatsUSA) 2:18.2, 2-Holly Blefgen (ScarCentLions) 2:19.3, 3-Susan Spence (OpeongoTC) 2:19.8, Shot, 1-Debbie Barker (Un) 11.64/38'2 1/4". Midget(14-15), 100, 1-Marie Deserres (USAM Quebec) 12.7, 2-Diane Helby (ScarOptimists) 12.8, 200, 1-Janette Wood (Oakville) 25.5, 2-M. D'Agostino (ScarCentLions) 25.8, 400, 1-Janet Wood (Oakville) 58.1 (Meet Record), 2-Noreen Davey(ScarOptimists) 59.6, 800, 1-Lori Neufeld (ScarOptimists) 2:19.2 (Meet Record) 2-Lynne Bernel (North Bay) 2:21.6, 1500, 1-Deborah Schulte (Mississauga) 4:38.2, 2-Anne Marie Malone (ScarCentLions) 4:40.4. (New Meet Record for Schulte). LJ, 1-Marie Deserres (USAM Quebec) 5.24/17'2 1/4", HJ, 1-Sandy Knight (Un) 1.62/5'3 1/4" (Meet Record), 2-Janet Wood (Oakville) 1.62/5'3 1/4" 3-Andrea Wachter (Kitchener-Waterloo) 1.53/5'1/4". Bantam (12-13) 100- 1-Claudia Topatigh (Oakville) 12.9, 200, 1-C.Topatigh(Oakville) 26.3 (Meet Record), 2-M. Neumeister (Buffalo Belles) 26.7, 800, 1-Sharon Hulse (PatsUSA) 2:14.2 (Meet Record), 2-Joann Graves (MississaugaTC) 2:16.0, 1500, 1-Joann Graves (MississaugaTC) 4:47.9 (Meet Record) HJ, 1-Judy Sackfield (Scar Optimists) 1.73/5'8 1/4" (Meet Record).

SZEWINSKA SETS WORLD MARK

London, England, July 4: Irena Szewinska added yet another record to her already growing list of successes as she ran the seldom contested 300 meter dash in a blistering 35.7. The old mark was held by Donna Murray of England at 36.2 set last year. In other events at the international meet, Andrea Lynch of England won the 60 meter dash in 7.3, while Charlene Rendina of Australia defeated a good field in the 800 in 2:04.9

REQUEST FROM ROSEMARIE SCHMIDT

Rosemarie Schmidt, a young lady from East Germany, would like to exchange autographs with anyone who has the following: Bob Seagren, Lee Evans, Dwight Stones, George Woods or Steve Williams. She will trade the following for any of the above; Renate Stecher, Ludvik Danek, Wolfgang Nordwig, Peter Snell or Valery Borsov. Perhaps this would be an interesting pen-pal for someone interested in communicating with a sports minded girl in the German Democratic Republic. She may be reached by writing to: 4351 Nienburg, Wilhelmstrasse, DDR.

in 58.0 and Theresa Ingles(East Syracuse Minoa)58.4. Denise Sawyer(Oswego) edged Lois Buckout(Columbia) in the 880 2:18.1 to 2:18.2 as old record holder Jean Jeffery(Fayetteville-Manlius) bettered her own record in finishing third in 2:19.5. Fay-Man. continued its distance running as Kathy Mills swept the mile/2 mile in 5:07.4(off her record of 5:03.2) and 10:53.5. Another state record holder toppled in the 440 relay as Warner led off Mt. Vernon's quartet after having a pulled muscle suffered in the 100 and her team dropped to third behind Vestal(49.6) and Franklin(49.8). Columbia annexed the mile relay in 4:02.7. Records ran truer to form in the field as Chris Helbock(Hafidane) took the shot(41'10¹/₂"') over Karen Savage(Rome Free Acad.) at 41'3⁴/₄". Kim Soergel(Locust Valley) was 2¹/₂ inches below her best long jump in winning at 17'7⁴/₄". Nancy Kraemer got her discus record back with a toss of 128'2". One interesting aspect of the meet is that the representatives of each section of the state are considered a team and the scoring is based on that. Section 3 easily won over Section 1. Other results: Mile: 2-Chris Leskovek(Illion) 5:10.0, 3-Martha Stinson(Ithaca) 5:12.1, 4-Maureen Carter (Seton) 5:15.3, 5- Fran Montas(East Islip) 5:17.2; 2 Mile-2-Diana Halpin(Monroe-Woodbury) 11:26.6.

SASKATCHEWAN -June 6,7- Moose Jaw. Karen Rathie of Mount Royal (Saskatoon) dominated the Saskatchewan meet, winning the 400 in 57.2, 100m in 12.2 and the 200 in 25.0(24.9h). Connie Sim (Saskatoon City Park) probably produced the best mark of the meet with a 127'8"(38.92m) discus throw. Rosalie Flynn(Moose Jaw) recorded a 12.0 win in the 80mHurdles(12m/8m) and also recorded a 12.0 in the 100m semifinal. In the final, Rathie just caught Flynn at the line although the timers credited Flynn with only 12.5. Debbie Noble(Moose Jaw) front-ran 4:44.0 and 2:17.7 as well as high jumping 5'3" behind Olivia Paley (Yorkton) and Debbie Hoffman(Regina) who both cleared 5'4¹/₄". Cheryl Santo(Regina) dominated the javelin with 124'2"(37.84m) and Sandra Konlop(Saskatoon-Evan Hardy) put the shot 36'4¹/₄" (11.09m) to down Sim by exactly one meter. Debby Myman(South East)triple jumped 35'5¹/₄"(10.81m) to win a close competition and Regina's Karen Bashak won the long jump(17'7¹/₂"/5.37m) and contributed to Regina's 49.8 relay win.

OHIO-Brenda Morehead was the story of the Ohio State Meet AAA division as she tripled 100/220/LJ(10.8/24.7/18'2¹/₄"') and anchored Toledo Scott's 880 relay(1:42.7) as Scott posted 5 first places (440 Relay-49.5)and a 10.8 2nd in the 80yH by Smith score 60 points and walk away with the meet. On both shorter relays Sandra Morehead's name appears--any relation? Unlike many state meets, the top marks did not all come from the large school division. Tracey Tipp(Dayton Jefferson) tossed the shot 42'9" in the AA division, Wooster Triway ran a 49.3 quarter relay in AA and Angie Shoulders(Lutheran East) took the A 220 in 25.0. The 80y hurdling was excellent in its depth (although the spacing is not clear). In AAA, Liz Wilmoth(Toledo Whitmer) won in 10.6 while in AA Robin Hartman (Cottland Lakeview) edged Evangeline Carr(Dayton Jefferson) with both girls clocking 10.7. Other results: 80yH 3-Sharon Clark(N.Ridgeville) 10.8, 3-Shari Hladis(Olmsted Falls) 10.8; DT-Debbie Stephans(Tipp City Tippecanoe) 126'3"; 100-Linda Boyan(Doylestown Chippewa) 11.0; 220-Boyan, 25.1 2-Jane Guilford(Toledo Rogers) 25.1; 440-Debbie Wernert(Toledo Start) 57.2; 880-Terry Jarboe(Worthington) 2:21.4; Mile-Shirley Russel (Kent Roosevelt) 5:20.7; 880MedR-Toledo Woodward-1:49.7.

MISSOURI-May 10-Moberly. Julie Jennings(Crystal City) was the only double winner in the first ever Missouri State Girls Track and Field meet, winning the 880 and mile in 2:18.3 and 5:00.7. Behind Jennings in both runs was the meet's top individual scorer, Mary Kunkel(Cleveland) who ran 2:19.4 and 5:07.9 and won the high jump with a leap of 5'4". Top individual mark was by Beaumont's Mary Smith with a leap of 19'0¹/₂". Other results: 100-Rosalyn Love(Summer) 11.5; 220-Linda Kaufman(KC Center) 25.3, 2-Joclyn Boyes(Community R) 25.4, 3-Georgi Redden(Ca?) 25.6; 440-Jenny Wrigley) 58.7, 2-Pam Pippenger(Lee's Summit)58.8, 3- Kris Jones(DeKalb)58.9; 440R-Summer-50.0; 880R-Beaumont-1:44.8; DT-Linda Stewart(Carl Junction) 117-1; LJ-2-Chris Jones(DeKalb)18'0", 3-Redden- 17'10"; SP-Shirley Knight(Springfield Central)42'5", 2-Keli Salima (Wm.Chrisman) 40'10¹/₂".

MICHIGAN-May 31-Grand Rapids(B), June 1, Livonia(A). High jumping highlighted Michigan's two divisional meets. 5'3" was good for 8th place in both meets. Best of the bunch was Beth Brunn(Utica) who won the B meet at 5'7". Anita Lee(Cass Tech) won the A meet at 5'6" as well as taking the long jump at 17'8", and placing third in the 110 hurdles(15.0).Josephine Hobbs(Detroit Central) annexed both sprints(11.3/25.3). Kimberly Hatchett(Pontiac Central) won the 110 hurdles at 14.7 with Betty Johnson(Flint Northwestern) second at 14.9. Gloria Fuller(Detroit Northern) won the 440 in 57.8 ahead of Ruth

Hubbard(Walled Lake Western) in 57.9. Other results: 220 2-Linda Blakely(Detroit Northwestern) 25.4; 880- Rochelle Collins (Detroit Immaculata) 2:16.9; Mile-MaryAnn Opalewski(Saginaw-Douglas MacArthur) 5:04.5; SP-Jane Pearce(Holt) 43'7", 1-Helen Williams(Del.Northwestern) 40'7", Joyce Davis(?)40'8"; Mile 1-Kathy Wilson(Bloomfield Lasher) 5:10.5, 2-Kay Richards(Trav. City) 5:17.2; 2 Mile- Karla Amble(Ann Arbor Huron) 11:29.0; HJ-Pam Mitchell(Dowagiac-Union) & Kathy Ballard(Mt.Clemens-L.C.North) both 5'5¹/₂"; Linda Wright(O.L.W.Blumenfeld), Linnell Jones(Flint Northwestern) & Kay Barstow(Kalamazoo Central) all 5'5"; Terry Johnson(Muskegon Catholic C.)5'4¹/₄"; Suzanne Reimer (W.L. Western), Debbie Walwood(G.Raven), Ellen Dempsey(Novell) all at 5'4"; Deb Sorkoram(Sturgis), Johanna Matthyson(Holt), Linda Kobs(Tawas) all 5'3¹/₄"; Monty Robinson(Mt.Clemens), Rachel Stuart(Chesaning), & Elaine Fisher(Harper Woods-Regina) all at 5'3".

MASSACHUSETTS-June 7-Andover. Falmouth won the Mass. meet for the second year in a row and would have had a middle distance sweep had not Johanna Forman's 5:06.2 been disqualified for coaching infraction. As it was, Tammy Hennemuth defended her 440 title in 58.2 and Nancy Robinson took the 880 in 2:15.2 over Cheryl Assler(Sonerville) in 2:16.9. Forman made up for the disqualification by anchoring the medley relay to a 1:50.3 with a 57.8 leg 20 minutes after her mile. After Forman's disqualification, the mile went to Joy Koch(Brookline)who ran 5:08.5. In the field, Nancy O'Neil(Needham) won the discus (123'0"), Becky Welch(Falmouth) won the javelin at 127'5" and Gail Rosiara(Chicopee Comprehensive)the shot(39'9¹/₂"'). In the jumps, Dartmouth's Lea Ventura jumped 17'9¹/₄" as Brockton's Rene Rochester did 17'9" on her last jump. Venetia Constantine (Ipswich) repeated her high jump win at 5'2". Chris Perron of Lowell won the hurdles in 10.8(spacing?). In the sprints, Rochester avenged her long jump loss by nipping Ventura with both girls in 11.2, while Debbie Patterson(Arlington) just beat Patty Holcomb(Dartmouth) 25.1 to 25.2. Brockton won the 440 relay in a new record after favorite Dartmouth dropped the baton. Brockton clocked 49.2. Other results: JT- 2-Sue Fallon(Nashoba) 124'2"; 440 2- Cathy Dion(Brockton)58.7 3-Chris Mullen(Seekonk)58.7; Mile 2-Lynn Jennings(Bromfield 5:12.8, 3-Debbie Mueller(Bellingham)5:13.8) 4-Marina Buckley (Cohasset)5:16.3, 5-Brenda Condon(Sharon)5:16.3.

JAMAICA-March 13,14-Kingston. In the Jamaica Schoolgirl Championships, the under 17 athletes generally outshone the under 19 division. Maureen Gottshalk took the 100 in 12.2 over Carmeta Drummond(12.3--11.9sf) and Jacqueline Pusey(12.3-12.1sf). Gottshalk annexed the 200 also(24.2- 24.1sf) as Pusey and Drummond reversed their places(24.4 and 24.8- 24.2 and 24.4 in semis). Heather Mills won the high jump at 5'5" over Elaine Fleming at 5'4". Other results: LJ-Carletta McNab(17'6¹/₂"/5.34m); SP-Juanita Minors(34'0¹/₄"/10.37m); DT-S.Edwards(99'10"); 400mR-Camperdown-47.6; Vere Tech-48.2 (47.8h)

ILLINOIS- Finally having received results of the meet officially, Kim Schofield's winning long jump was 19'1³/₄".

NEW JERSEY-Yvonne Smith of Monmouth dominated the New Jersey all-group meet at Rutgers on June 7. Smith won the 110Hurdles in 14.2(over defending hurdle champion Julie Smithers of Lakewood who ran 14.4), won the long jump(18'1") and anchored the winning 440 relay team in 49.2. Vonnie Coker of Woodbury won the 100 over Liz Young(Manalapan) 11.1 to 11.3 but Young came back to win the 220 in 25.0. Hilary Noden(Hopewell Valley) extended her high school undefeated string by taking the mile in 4:58.0 and Kandie Latham(Ridgewood) took the half in 2:17.7. Other results: HJ-Becky Deetz(Ridgewood) 5'6", 2-Martha Megill (asbury Park)5'3", 3-Allison Manchester(Jefferson Township), 4-Diane Hales(Toms River South), 5-Julie Smithers(Lakewood) all at 5'3"; SP Sharon Redvict(Monmouth)41'0"; JT Donna Forte (Mount Olive) 125'3", 2-Joanne Helm(Wayne Valley)124'2", 3-Keri Camarig(Wall Valley) 121'11"; 2 Mile- Carol Conlon(Nutley) 11:11.6; 440 Clare Gursky(South Plainfield) 57.1, 2-Carla Hunt (Holy Cross)57.4, 3-Anne McKillon(Toms River South) 57.6, 4-Penny Fales(Hackettstown) 57.8; 220-Hazel Lucas(Montclair) 25.3, 3-Lori Lewis (Woodbury)25.5.(Young ran 24.7 in heat).

VERMONT-June 7-Essex Junction. Thirty schools were represented at the Vermont State meet. Results: 80yH-Jody Myette(South Burlington) 11.3; 100/220-Tracy Thompson(Putney)11.5/25.9; 440-Lori Dane(Lyndon Institute) 61.4; 880/mile-Judi St.Hilaire (Lyndon-state x-country champ) 2:21.0/5:15.4 undefeated in 1975; SP-Tammy Bokal(Burlington)38'10¹/₂"; DT-Sandi Varmon(S.Burl.) 110'7"; HJ-Diane Villeneuve(Vergennes)5'1"; LJ-Janet Terp (Champlain Valley)17'5¹/₄"; JT-Barb Hammond(Bellow Falls)99'3"; 440R-Champlain Valley-51.3.

NEXT MONTH--MINNESOTA, INTERNATIONAL PREP, CATCH-UP ON INVITATIONALS.



RIGHT ON! (THE BOARD) - Lorraine Ray, of the Community Youth Club surprised her competition with a leap of 20-1½ to swipe the Junior Women's Long Jump title. (Jeff Johnson)



WHEN DONE CORRECTLY - Tennessee State uses excellent handoffs to win Senior Women's 440 Relay in 45.8. (Jeff Johnson)




MAREN DOMINATES - Maren Seidler, competing for Mayor Daley YF, once again retains her Shot Put title with a 53-2½ effort. It was her sixth national victory since 1967. (Jeff Johnson).




TIGHT PACK - After the first 400 meters of the Senior Women's 1500 its still anyones race. Eventual winner, Julie Brown is second from left. Others include, (L-R) Cyndy Poor, Brown, Hilary Noden (partially hidden), Kate Keyes, Jan Merrill, Lani Kelley, Carol Flournoy, Cindy Bremser and Katy Schilly. (Jeff Johnson photo)



TIED AMERICAN RECORD JUST AHEAD - Debra Sapenter, (second from right), begins the home stretch which produced a record tying 51.6 in the 400 meters. (L-R) Jarvis Scott, Pat Helms, Lorna Forde, Sapenter and Robin Campbell. (Jeff Johnson photo)



JUST QUALIFYING - Jane Frederick already has step on opposition in semi-final heat of the 100 meter hurdles. Frederick won the heat in 13.7 followed by (L-R) Frederick, Pat Donnelly (partially hidden), Pat Van Wolvelaere, LaVonne Neal and Sonja Hardy. (Jeff Johnson photo)



SUPER JUMP - Above, is the winning jump executed by defending champion Joni Huntley in the High Jump. Her 6-2 leap would appear to be a 6-5 effort! (Jeff Johnson photo)

Women's



TRACK & FIELD WORLD

P. O. BOX 371
Claremont, California 91711
USA

Richard Ede PC
627 N Indian Hill Blvd
Claremont, Cal 91711

TREAT YOUR FEET!

Lightness, comfort and performance!
That's what you expect and that's what
you get in every pair of adidas track
and field shoes in all events.
Ask the top athletes around the world
about their choice of footwear:
most of them rely on adidas. Treat your
feet with adidas for training and
competition.



[®]
adidas

More information
available at your
nearby adidas dealer
or write to:

Libco
1 Silver Court
Springfield,
N.J. 07081 U.S.A.
(201) 379-1630
Clossco, Inc.
2200 Martin Avenue
P.O. Box 299
Santa Clara, Ca. 95050
(408) 246-8350
Vanco
5133 W. Grand River Ave.
P.O. Box 870
Lansing, Michigan 48901
(517) 485-1726
Hughesco, Inc.
2830 Merrell Road
Dallas, Texas 75229
(214) 358-4291
adidas (Canada) Ltd.
550 Oakdale Road
Downsview,
Ontario M3N 1W6
(416) 742-3872-6