

# WOMEN'S TRACK & FIELD WORLD

Vol. 15, No. 5

July 1982

\$1.50



**An Anatomy of An All American**

**Special NCAA Section**

**Speed in Endurance Events**

# KALEIDOSCOPE

University of Illinois loses Becky Kaiser via graduation this year, but replacing the long jumper/sprinter will be Sheila Atcher who has signed a letter of intent. Atcher is an NJCAA All-American with a best mark of 19'11 1/4....Washington State's Laurie Bush has improved more than 21 feet with the discus since her freshman year....Cal Poly/Pomona long jumper Veronica Bell, she of the mysterious twenty-two foot indoor jump at the TAG Nationals, has quit the team for "personal" reasons....The Republic of South Africa continues to turn out the prospects. Latest in Zola Budd, a 15-year old who weighs 84 pounds and runs barefoot. So far to date she has run 2:06.5 for 800, 4:09.1 for 1500 and 9:06.1 for 3000. ....Until the second week in May, Oregon freshman Kathy Hayes had a PR in every race every time she ran....At the Oregon/Oregon State dual meet, the first three finishers in the 400 were Rhonda, Rhonda and Ranza....John Goodridge has resigned at Michigan State and will work for Nike in Michigan....Kansas prep sprint champion Donna King will go to Kansas State in the fall. KS also got thrower Pinky Suggs, a good one....

Mary Moorehouse runs for Moorhead....Kathy Borgwarth has been selected a MVP for the Wisconsin track team....Another coach who has resigned is Pacific Lutheran's Paul Hoeseth who leaves after 14 years. Assistant Brad Moore will take over....Gwen Gardner had a busy weekend May 15/16. On Saturday she won the Southern California Junior College Championship in the 200 (23.78) and 400 (53.14) and was second in the 100 (12.07) and ran a 52.1 leg on the 4x400 team which placed second. Sunday, she was zipping the 400 in 52.68 at the UCLA-

COVER PHOTO: US record holder in the discus and currently leading American in the shot, LORNA GRIFFIN. Photo by Cindy Collins.

## Editor & Publisher - Vince Reel

HIGH SCHOOL EDITOR - Rich Ede (714) 624-1484  
ADVERTISING DIRECTOR - Jane Stary (714) 624-5955

PHOTOGRAPHERS: Jeff Johnson, Cindy Collins, Dodie Bump, Don Chadez, Peter Probst (GFR), Tony Duffy (Eng), Mike Bailey (Can), Gladys Chai (Malaysia), Bill Leung, Jr.

CORRESPONDENTS: South America - Gerardo Bonnhoff; Austria - Erich Kemper; Australia - Bernie Cecins; Belgium - Nic Lemmens; Canada - Lyle Sanderson, Ted Radcliffe; Denmark - Palle Lassen; Czechoslovakia - Alfred Janecky, Jan Popper, Milan Skocovsky; Finland - Torsten Lindquist; France - Yves Pinaud, Andre Alberty; East Germany - Ernst Elert, Wolfgang Gitter; West Germany - Heinz Cavalier, Max Heilrath, Fritz Steinmetz, Rolf von der Laage; Greece - Matthew Artavans; England - Andrew Huxtable, Mel Watman; Holland - J. Koumens; Hungary - Gabriel Szabo; Iceland - Orn Eidson; Israel - Abraham Green; Italy, Luigi Mengoni, Roberto Quercetani; Japan - Atsushi Hoshino, Wakaki Maeda; Malaysia - Gurbaksh Singh Kler; Philippines - Sy Yinchow; Puerto Rico - Fernando Rodil; Norway - Erik Aarset; Rumania - Niculae Marasescu; South Africa - Gert Le Roux; Spain - Alfonso Posada Sanchez, Jose Corominas; Sweden - Rooney Magnusson; Turkey - Turhan Goker; USSR - Anatoli Kashcheyev, Ilya Lokshin, Vladimir Otkalenko; West Indies - Richard Ashenheim; Yugoslavia - Leo Lang.

"Women's Track & Field World" (second class pending) is published monthly for \$14 per year by S. F. Vincent Reel, PO Box 371, Claremont, California 91711.

Pepsi Invitational for fourth....Nebraska's Merlene Ottey said "I run the 100, 200 and now the 400. I like the 200 best, it's my race."....More quotes, this from Francie Larr-ieu, "I'm running as fast as I ever have in short distances. But I think even 3000 meters may be too short a distance (for me now). But I'm not ready quite to make the commitment to a marathon. I've been running since I was 13 - a lot of years. I can't imagine life without running."....

As of May 15, here's what you would have to do to make the All-Time USA Top 50 List - (These are the #50 marks): 100 - 11.51; 200 - 23.58; 400 - 53.39; 800 - 2:05.84; 1500 - 4:20.90; Mile - 4:46.74; 3000 - 9:26.41; 5000 - 16:25.64; 10000 - 34:48.14; Marathon - 2:44:59; 100H - 13.81; 400H - 59.53; HJ - 5'11; LJ - 20'4 1/2; SP - 48'7 1/2; DT - 162'0; JT - 164'7..... Laurie Taylor, junior distance runner who set three school records this spring, has been named the outstanding performer of the 1982 Abilene Christian team....Brenda Cliette, who holds Georgia state records in the 100 and 220 will attend Florida State next fall. Cliette won the 100m at last summer's National Junior Olympic meet....Villanova will move from Division II to Division I next fall....Northwestern, the perennial doormat of the Big-10, (scored zero points at this year's championships), has signed some good prospects including Shelly Smith, three-time state champion in the distances from Delaware, Janelle Jelovich, distance ace from Pennsylvania, NY state cross country champion Anita Kelly and Bobb-ye Martens, junior college transfer and two-time Illinois JC cross country champion....Oregon's Jeanne Borchardt hit herself on the forehead with her knee while high jumping against Oregon State, split the skin, blood flowed like wine into her face and eyes. Called time-out....

The "Names I Like" Department this month has a few more goodies: Renita Dingle of Virginia State, Very Byrd of Mt. Vernon, Colleen Booms of Saginaw Valley, Luch Paine from Adams State, Cookie Flor Cruz, sprinter, and Queen Peterson of the Army, Shell Rice from St. John's, Lisa Birdsong from Northern Colorado, high jumper Countess Woody of Troy State, Kina Young from Indiana, Japanese long jumper Junko Ohta, Smbkey Mueller of Mankato State, Pebbles Muller of Ohio Wesleyan, Marcie Tittsworth from Angelo State, high jumper Julie Leeper from Southern Illinois, Melodee Byrd of Abilene Christian and Germany's Gaby Wolf. Plus, of course, BYU's Carey May as in "Carey May back to ol' Virginny"....

Old javelin throwers never die, they just keep throwin' along. Barbara Friedrich, who was on the US List back in 1967, recently threw 163'2, still representing the same club, the Shore AC. Australia's Petra Rivers, who had a mark of 204'2 back in 1973 and then retired, came back last year and threw 208'4. BUT, in 1982 she recorded 227'3 for the #6 position on the All-Time World List.

## WORLD JUNIOR RECORDS

100	:11.13	Chandra Cheeseborough (USA)	1976
200	:22.19	Natalia Botchina (SU)	1981
400	:49.77	Christina Brehmer (DDR)	1976
800	1:59.65	Marion Huber (DDR)	1979
1500	4:06.02	Birgit Friedmann (FRG)	1978
3000	8:56.03	Yelena Malychina (SU)	1981
100H	:12.95	Candy Young (USA)	1979
400H	:56.41	Sylvia	
4x100	:43.77	East Germany	1981
4x400	3:30.39	East Germany	1981
HJ	1.96/6'5 1/4	Charmaine Gale (RSA)	1981
LJ	6.91/22'8	Heike Daute (DDR)	1981
SP	19.23/63'1	Ilona Schoknecht (DDR)	1974
DT	64.86/212'9	Inna Mesztinski (DDR)	1980
JT	71.88/235'10	Antoaneta Todorova (Bul)	1981
Hept	6009	Anke Troger (DDR)	1981

All-Time USA Top 50: Corrections and additions-  
800m Manning's time was manual at 1:57.9 (breakdown of automatic device and so converts to 1:58.04) Decker's time is 1:59.10, not 1:59.12  
400m Add 57.4 (57.54) by Pat Collins at White Plains, NY, 28 June 1975.  
LJ Cornelia Jackson's 21'0 in 1980 was wind aided. Her best legal mark is 20'6 1/2 made in 1978

(From Winfried Kramer, West Germany)

# ***It's Your Life. Run It!***



## ***On Running & Fitness Day.***

### **Take Charge of Your Life!**

Join hundreds of thousands of Americans in a nationwide celebration of running and the fun of exercise. Make a personal commitment to a healthful and high-quality lifestyle. Take part in Running & Fitness Day events in your community on October 9!

The decision to make wellness a priority is a first step on the way to running your own life. The second step is to make running... or some other aerobic exercise... a regular part of your activities.

Races, fun runs, walk-a-thons, health fairs, and a host of other events will be held on October 9. Select the one that's right for you, and share the day with us. Pick something your friends or your whole family can enjoy, and bring them along!

Running & Fitness Day is sponsored by the American Running & Fitness Association in cooperation with the President's Council on Physical Fitness and Sports, the Governors' Councils on Physical Fitness and Sports, the National Recreation and Park Association, the YMCA, American Medical Joggers Association, and the American Academy of Podiatric Sports Medicine.

### **For more information...**

To learn more about Running & Fitness Day events in your area, write or call the American Running & Fitness Association, 2420 K Street, N.W., Washington, D.C. 20037, (202) 965-3430.

## ***Running & Fitness Day, October 9, 1982***

# UCLA-PEPSI INVITATIONAL

By Vince Reel

Los Angeles, California, May 16:—Each year the UCLA-Pepsi Invitational provides track fans with some of the best competition of the year. 1982 was no exception. Here's how the afternoon went:

**Event #1, 10:45AM, Javelin Throw:** Time to answer the big question: is Karin Smith's injured hand healed? The University of Oregon's Lynda Hughes opened the competition with a bang, tossing her first throw 194'7". Smith fouled. Hughes' second throw was 197'4". Smith fouled. On the third round, Hughes threw to a lifetime best of 199'1" and moved to the #4 position on the All-Time USA List. Smith answered with 182'6". The excitement got to Hughes on the fourth round and her throw was only 177'0". Smith improved to 187'6". Hughes passed her fifth throw while Smith put things together for the best mark of the day, 199'2" — just one inch in front of the Oregonian. Sixth round was anti-climatic. Hughes hit 182'10" and Smith 186'1". The hand is evidently well and the determination still intact.

Barba Moro of Fullerton Junior College had a PR at 173'6" to pick up third place and move to the #23 position on the All-Time USA List. The 1981 AIAW champion, Sally Harmon of Oregon, had her year's best at 172'8" for fourth.

Unfortunately, the event began and ended long before the spectators were in place, in fact, probably before most of the spectators left home.

**Event #2, 4x100, 12:00 Noon:** Fine field for this sprint relay. UCLA, Florida State, the Atoms, Naturite, Wilt's AC. Starting for LA Naturite was Jamaican Leleith Hodges. Hodges became the victim of the southern California starters Association who insist on blowing a whistle instead of giving the command "Set". Naturite was second from the inside, far from the starter. When the whistle blew, Hodges was under the impression the runners were being called off their marks and started to get up only to have the gun fired. Perhaps IAN would have won the race, perhaps not. Surely they would have placed higher. Regardless, blowing a whistle is not legal and something should be done about it.

The race itself was a good one. UCLA was off to a slight lead from La Shon Nedd and Jeanette Bolden gained a few feet on Florida State's Marita Payne. The Seminoles completely botched the second exchange and were out of the running. The UCLA crew had the lead when Florence Griffith received the baton on the anchor leg and only Naturite's Diane Williams was making a run for it at the tape. The Bruins had a fast 43.86 to win over Naturite (44.33), the Atoms (44.38) and Florida State, who despite the stop and go tactics at the second exchange, still managed to run 44.58.

**Event #3, 12:20PM, 100m Hurdles:** Another confrontation between Stephanie Hightower and Candy Young with the decision never in doubt. There were some other pretty fair hurdlers in the field, but it was strictly a two-woman race. Hightower took the lead by the third barrier and went on to win in a very good 12.98 and a legal wind.

**Event #4, 12:45PM, 100 Meters:** Meet directors had gathered a better than average field for this event. Big question was Jeanette Bolden who had not been running too fast to date. Pitted against Bolden was Diane Williams, the Mt. SAC Relays winner, a couple of 1981 prep sensations in Jackie Washington and Sharon Ware along with veterans Leleith Hodges and Karen Hawkins. Never much doubt as to the winner once the gun was fired for Bolden assumed command after a few yards. UCLA teammate freshman La Shon Nedd was the one keeping Bolden company over the first half of the race, but Williams came on strong over the final 25 meters to grab the runner-up spot. The one making the most haste over the second half was Florida State's Randy Givens. Far behind in the first 50 meters, Givens final 50 was nothing short of sensational.

**Event #5, 1:13PM, One Mile:** At first there was disappointment when three of the star entries failed to appear. Mary Decker-Tabb, Leann Warren and Joan Hansen were absent from the starting line. But what was on the starting line turned out to be a grande crew. And 4½ minutes later, the US All-Time List had been rewritten. UCLA's Michele Bush, running on Sunday, led the pack of 11 runners past the 200 meters in 34 seconds with Cathey Twomey close behind. At the 400 it was Twomey in front in 68 followed by Bush, Brenda Webb, Sheila Ralston and Regina Joyce. Twomey and Bush were still 1-2 at the halfway mark in 2:16, but now Maggie Keyes was in third with Joyce and high schooler Polly Plumer following.



CINDY BREMSER on her way to a 4:29.21 clocking in winning the mile at the Pepsi Invitational. Peering over Bremser's shoulder is Regina Joyce and Maggie Keyes is a step back of the leader. Linda Goen and Sheila Ralston are some ten yards further back. Bremser's time was the fourth fastest ever by an American. (Bill Leung, Jr, photo)

People spread out a bit over the third lap with Cindy Bremser now in front in 3:23.5, Maggie Keyes a tick back, Francie Larrieu another phtt behind followed by Twomey and Joyce. As she passed the 1500m mark, it was Bremser, Keyes, Larrieu, Twomey, Webb, Joyce, Bush, Linda Goen, Plumer, Ralston and Cook. Webb had the fastest final sprint as did high school star Plumer.

Bremser won it in 4:29.21 for a PR and the #4 position on the All-Time US List. Bremser's previous best was 4:31.57 which she set four years before, in 1978. Of the 11 runners in the race, only Larrieu and prepster Vicki Cook failed to register a personal best. On the US List, Webb is now #8, Keyes #9, Twomey #10, Plumer #12, Bush #13, Goen #14 and Ralston #20. Keyes, Plumer, Bush and Ralston all had their PR's at 1500 meters as well. And the first nine finishers are now on the World Top 50 List.

Who needs Decker, Hansen and Warren?

**Event #6, 1:30PM, 800 Meters:** The field included Lee Ballinger who has run close to 2:02 this year, Regina Jacobs, the Mt. SAC Relays winner, Regina Dramiga, Mt. SAC runner-up and veteran Robin Campbell. Not announced was Cornell's Swiss miss, Dorian Lambelet-McClive. As she usually does, Deanne Gutowski took the lead and passed the 200 mark in 28.5 with Dramiga and the pack on her heels. By the end of the first lap, it was Lambelet in front in 60.9, followed by Ballenger and Gutowski. With 200 to go, it was still Lambelet in the lead in 1:32.3 with New York high schooler Diane Richburg in second. Lambelet held her lead around the final turn and pulled away from the field in the home straight. California



Long jump winner CAROL LEWIS of Houston with a jump of 21'10". (Bill Leung, Jr., photo)

fresman Louise Romo closed well and grabbed the runner-up spot behind McClive. Romo's time of 2:04.13, a personal best, puts her #24 on the All Time US List while Gutowski's 2:04.83, just 0.70 behind Romo, nets her only the #36 spot, proving there are a lot of 800 runners who run in the 2:04's.

**Event #7, 1:30PM, High Jump:** A couple of "name" scratches in the high jump, Pam Spencer and Joni Huntley. But it still turned out to be a good competition with Cal Poly's Sue McNeal downing CS Bakersfield's Phyllis Blunston with both jumpers over the bar at 6'1. Kari Gosswiller, UCLA returnee, and the Atoms Yolanda Gibson were over 5'10 with Gosswiller getting the nod on the misses rule.

**Event #8, 1:38PM, 200 Meters:** Most of the West Coast fans anticipated watching Jeanette Bolden whump the field again although there were some pretty fair country sprinters in the field such as Alice Brown, Karen Hawkins, Leleith Hodges and Rosalyn Bryant. The home folks, therefore, were not prepared to see Florida State's Randy Givens mow down the field and power to a huge win with a lifetime best, a meet and stadium record of 22.3. Bolden led for the first 100, but ran out of gas and finished fifth. Michele Matthias, Stanford TC, zipped past Alice Brown in the closing strides for second place, but she was almost a full second back of the flying Givens.

**Event #9, 1:50PM, Shot Put:** Finally comes an event in which the no-shows had an effect. Not appearing were Carol Cady (Stanford), Sandy Burke (Northeastern), Elaine Sobansky (Penn State), Denise Wood (Knoxville TC) and Lorna Griffin (Athletics West). That didn't leave too much. High schooler Natalie Kaaiawahia won it with a toss of 50'11 and Kathy Picknell was the only other over fifty feet.

**Event #10, 2:01PM, 400 Meters:** An expected good race became a top flight affair. Two scratches - Kim White (California) and La Shon Nedd (UCLA) were replaced by two old troupers - Lorna Forde (Atoms) and Sharon Dabney (Naturite). Running in an outside lane, Brooklyn high schooler Diane Dixon entered the home straight with an even position on the field and proceeded to draw away from her more experienced opponents and clocked a 51.75 to in it. UCLA's Florence Griffith was next

in a very good 51.91 and the entire field ran well with the exception of UCLA's Arlise Emerson who jogged in in 54.8, far behind the rest. Dixon's mark places her #12 on the All-Time US List. Griffith is #14.

**Event #11, 2:30PM, Discus Throw:** Good field, good results. Not the greatest gathering of discus throwers ever gathered in the USA, but good enough. Leslie Deniz downed American record holder Lorna Griffin once more this year with a toss of 196'7. Griffin was next at 187'10, and all five entrants had good marks.

**Event #12, 2:30PM, Long Jump:** After the completion of the men's triple jump and then the men's long jump, the women's long jump failed to start on schedule - about 20 minutes late. Unfortunately, the final running event, the men's mile, finished at 2:50 after which nearly everyone went home. In so doing, they missed one of the best jump competitions of the season. First of all, the long jump was one of the few events of the day in which everyone listed on the program showed up! Secondly, all best jumps by all contestants were legal and not wind aided. Thirdly, every contestant had quality marks. Carol Lewis won it at 21'10". No surprise. Second was Gwen Loud who has been trying to get a legal good mark for quite a while. This time she hopped out 21'6", a lifetime best and equal 6th, (with Jane Frederick and Pat Johnson), on the All-Time USA List. Kathy McMillan was third at 21'2 and UCLA's Jackie Joyner fourth with 20'10".

**RESULTS:** 100 (+1.65), 1-Jeanette Bolden (UCLA) 11.28, 2-Diane Williams (IAN) 11.35, 3-Randy Givens (FlSt) 11.42, 4-La Shon Nedd (UCLA) 11.43, 5-Jackie Washington (Hst) 11.54, 6-Michelle Mathias (StanTC) 11.61, 7-Leleith Hodges (IAN) 11.69, 8-Karen Hawkins (Atoms) 11.70, 9-Jackie Pusey (IAN) 11.74; 200 (+1.80), 1-Randy Givens (FlSt) 22.3, 2-Michelle Mathias (StanTC) 23.21, 3-Alice Brown (IAN) 23.29, 4-Karen Hawkins (Atoms) 23.41, 5-Jeanette Bolden (UCLA) 23.54, 6-Angela Wright (FlSt) 23.77, 7-Rosalyn Bryant (IAN) 23.89, 8-Leleith Hodges (IAN) 24.1, 9-Tamela Holand (CP/SLO) 24.1; 400, 1-Adrian Dixon (Atoms) 51.75, 2-Florence Griffith (UCLA) 51.91, 3-Marita Payne (FlSt) 52.11, 4-Gwen Gardner (IAM) 52.68, 5-Lorna Forde (Atoms) 53.03, 6-Sharon Dabney (IAN) 53.4, 7-Arlise Emerson (UCLA) 54.8; 800, 1-Doriane Lambelet-McClive (Cornell) 2:02.72, 2-Louise Romo (Cal) 2:04.13, 3-Deann Gutowski (IAM) 2:04.83, 4-Lee Ballinger (AW) 2:05.29, 5-Regina Dramiga 2:05.58, 6-Diana Richburg (NY HS) 2:06.24, 7-Renee Durand (Cal HS) 2:07.46, Sue Belger (PCC) did not finish; Mile, (1500 time listed in parenthesis), 1-Cindy Bremser (Wis United) 4:29.21 (4:11.3), 2-Francis Larriue (NBTC) 4:30.95 (4:12.0), 3-Brenda Webb (AW) 4:31.26 (4:13.3), 4-Maggie Keyes (AW) 4:31.52 (4:11.7), 5-Cathie Twomey (AW) 4:32.07 (4:13.0), 6-Regina Joyce (Wash) 4:34.16 (4:14.5), 7-Polly Plumer (Cal HS) 4:35.24 (4:16.8), 8-Michele Bush (UCLA) 4:36.52 (4:15.8), 9-Linda Goen (UCLA) 4:36.75 (4:16.4), 10-Sheila Ralston (WAC) 4:39.62 (4:18.2), 11-Vickie Cook (Cal HS) 4:45.5 (4:24.1); 100H (+0.37), 1-Stephanie Hightower (IAN) 12.98, 2-Candy Young (FD) 13.25, 3-Pam Page (IAN) 13.54, 4-Janet Yarbrough (CP/SLO) 13.75, 5-Tonya Brown (FlSt) 13.77, 6-Gayle Watkins (CA) 13.88, 7-Jackie Joyner (UCLA) 14.09, 8-Linda Weekly (Atoms) 14.23; 4x100, 1-UCLA 43.86, 2-IAN 44.33, 3-Atoms 44.38, 4-Florida State 44.58, 5-WAC 45.42, 6-IAN "B" 45.50, Coast Athletics did not finish; HJ, 1-Sue McNeal (CP/SLO) 6'1, 2-Phyllis Blunston (CSB) 6'1, 3-Kari Gosswiller (UCLA) 5'10, 4-Yolanda Gibson (Atoms) 5'10; LJ, 1-Carol Lewis (Hst) 21'10", 2-Gwen Loud (IAM) 21'6", 3-Kathy McMillan-Ray (CA) 21'2, 4-Jackie Joyner (UCLA) 20'10", 5-Veronica Bell (SCC) 20'5", 6-Sandy Crabtree (USC) 18'9", SP, 1-Natalie Kaaiawahia (Cal HS) 50'11, 2-Kathy Picknell (OreTC) 50'5", 3-Donna Corley (CSB) 48'10", 4-Cheryl Kennedy (SDS) 48'1", 5-Suzie Ray (UCLA) 46'10"; DT, 1-Leslie Deniz (AzSt) 196'7, 2-Lorna Griffin (AW) 187'10, 3-Jan Svendsen (WAC) 177'5, 4-Lynn Anderson (Un) 175'5, 5-Natalie Kaaiawahia (Cal HS) 168'4; JT, 1-Karin Smith (CP/SLO) 199'2, 2-Lynn Hughes (Ore) 199'1, 3-Barb Moro (Fullerton JC) 173'6, 4-Sally Harmon (Ore) 172'8, 5-Danelle Barnes (CP/SLO) 166'6, 6-Susie Ray (UCLA) 165'10.

## MICHELE PINGAR —

### AN ANATOMY OF AN ALL AMERICAN

From Kutztown State College Sports Information Department

She came to Kutztown State a rather unhealed runner. Sure, she had finished 33rd in the state high school cross country championships, but that would hardly mark her as having the potential to become an outstanding collegiate runner. Michele Pingar from Freeland, Pennsylvania, however, had something as yet uncharted in her performances - determination.

Pingar arrived at Kutztown in the fall of 1980 and joined five other runners who immediately began to rewrite the KSC record books. Still, though, her performances were not that outstanding - that is, until the Pennsylvania Conference Track Championships in the spring of 1981.

Coach Kelley Neyhart had a problem. Although Pingar had grabbed four firsts and two seconds in the 3000 during the season, her times were not fast enough to place in the Championships. "The 3000 at States is always fast and Michele does not have a lot of speed," noted Neyhart. "She does, however, have the ability to maintain a pace for quite a while, so I decided to let her run the 5000 and 10000."

The move was the turning point in Pingar's career. She responded by finishing second in the 1000 and third in the 5000. Her time of 18:27 in the 5000 meters was just one second shy of the national qualifying time, a second that kept her from traveling to San Francisco for the Division III National Championships. That second lived in her mind as she trained for the 1982 season.

When she returned to Kutztown in the fall of 1981, she was a different person. "When she reported to cross country practice I didn't recognize her," remembers Neyhart. "She had trimmed down and her legs appeared extremely fit." Pingar immediately established herself as the team leader in cross country, admittedly not her strongest sport. She led the team to an 8-1 record, a fourth in the conference championship and a third in the Eastern Regional Championships. Once again, however, Nationals eluded her as only the top two teams in the East travel to the championships. Kutztown had finished third by one point!

So, as most runners retired to the indoor workouts that winter forces, Michele Pingar could be found on the roads around Kutztown building her mileage and thinking about a second and a minute. Over the winter she went from training 40 miles a week to averaging over 60. Her growth became apparent as the indoor season wore on. Her marks approached times that she was unable to run until late spring of the previous year.

When the outdoor season arrived she bested all opponents in the 3000 and 5000 meter races. Then it was time for States. Here Pingar finished second to East Stroudsburg's All American Corky Cardon in both the 5000 and 10000 meter races. More importantly, she had qualified for Nationals in both events with school record times of 17:57 in the 5000 and 36:52 in the 10000. Next Pingar raced in the 10000 at the Eastern Regional Championships. She placed second in this race also, but this time she defeated Cardon.

Now the stage was set for the ultimate goal - All American status. The second she had lived with for a year was now meaningless. She was here and she was determined to prove she belonged. Pingar and her coach decided she would put her best effort into the 10000 since it was her strongest race. This was to be no easy task, however, as eight girls, including Pingar, had run times fast enough to qualify for the Division I Nationals and only six girls could be All Americans. Compounding the matter was the weather. The temperature and the humidity were such that race officials decided to hose down the contestants as they ran to insure safety.

As the race developed, seventeen women ran in a tightly bunched pack through the first two miles until Cristy Purdy, the eventual winner from Pacific Lutheran, decided to pick up the pace and the race was on. As the miles went by runner after runner dropped out of the lead pack until only six were left - one of them Michele Pingar. Now her goal was in sight. All she needed to do was hang on. With one lap to go, Pingar moved into fifth place and sprinted the last 200 meters to the finish. She had achieved her goal - All American. By doing so she became the first woman All American in the history of Kutztown State. Yet as congratulations were being given to her and her fellow competitors, her thoughts were already on next year when Kutztown moves up to Division II... ..a whole new set of goals and challenges. Will determination win out? I wouldn't bet against it.

## The Coach Says ...

JEFF FULLER (Wyoming): "We have a much stronger squad than last year. But on the regional level, I don't think things will change much. Obviously, it's frustrating to look at how much we're improving, but yet not moving up on the regional level. We're improving, but we still have a long way to go."

DORIS HERITAGE (Seattle Pacific): "My goal for our team is to individually compete at our best. We have always done well in regionals."

PETE TEGREN (Wisconsin): (Before the Big-10 Meet); "This could be the year which will end our dominance of the outdoor conference meet. All of the competition in the Big Ten has become so even."

GUNTHER PADOO (Omye U): "I think there should be a rule concerning all these foreign athletes. Put them out! Unless, of course, I can get some to come to Omye U."

RON BUSS (Cal State Long Beach): "What you have going in (to a meet) isn't always what you wind up with."

DICK KOONTZ (Montana): "Obviously, I was happy with our performance in the regional meet. It was especially satisfying because it was in Missoula and because this is the best team we've ever had. On the whole, I would definitely say that this was a successful season. We accomplished a lot of things that we wanted to."

BOB SHOUDT (Villanova): "I'm ecstatic on our accomplishments. I would have to say it's the result of a lot of hard team work."

RANDY SMITH (Moorhead State): "All the women performed exceedingly well this season and I am very proud of their accomplishments. They are a dedicated and hardworking group of athletes."

WILL STEPHENS (Oregon State): "That's really something to have three high jumpers qualify for the nationals. Joni Huntley has done a heck of a job coaching the jumpers; she's taken some fair jumpers and turned them into possible national caliber jumpers. She deserves all the credit."



## SCOTT WINS CALGARY HEPTATHLON

By Lyle Sanderson

Calgary, Alberta, Canada, May 1/2:-Janet Scott of the Saskatoon Riversdale Club performed consistently to win the Spartan Spring Heptathlon with 5204 points over teammate Leslia Phillipow's 5097 personal best. Teresa Hlady (Saskatoon TC), who trains with Scott and Phillipow at the Saskatoon Training Center, was third with 4754 points, an improvement of over 700 points over her previous best. Top performance of the competition came from Hlady who led all the way to a 2:13.0 800 meters ahead of Phillipow's 2:13.8. Hlady (born 1964) has the strength and size to become a good heptathlete.

Scott's marks: 15.3-36'2 1/2-5'4 1/2-25.6-17'0 1/2-113'5-2:22.6.

## VANCOUVER HEPTATHLON

By Lyle Sanderson

Vancouver, BC, Canada, May 1/2:-Connie Polman-Tuin of the Powell River TC, opened her season with a fine 5257 point heptathlon under cold, rainy conditions. Steady performances of 14.4-39'8-5'3 1/4-25.3-17'9 1/2-106'1-2:34.4 were impressive under the conditions. Polman-Tuin will definitely be a force to be reconed with at the Pan Am Junior Championships.

## ON THE ROAD AGAIN

By Jack Welch

Joyce Smith continues to improve at age 44. At the City of Bath Half Marathon (Mar. 21), Mrs. Smith improved the British best performance to 71:45.

A fortnight later Paula Fudge passed 10 miles in about 54½ minutes at the Fleet & Crookham Half Marathon, but a series of hills in the last 5k cost her well over a minute. Fudge finished in 72:31, 2nd best ever by an Englishwoman.

1380 women entered the London Marathon (May 9) and few were surprised to see Joyce Smith beat them all to the finish. Smith's 2:29:43 PR removed 14 seconds from the UK national and world veterans best she established in the previous year's event. Kiwi Lorraine Moller lost her first ever marathon - after 8 consecutive wins - finishing 2nd in a disappointing 2:36:15. ("Disappointing" is so relative in women's road-racing, as Mrs. Davis' time would have been a world record only several years ago.)

Smith reached the halfway mark in a sparkling 1:13.39, already more than 2 minutes ahead of Moller. 15 miles were passed in 1:24:25 as Smith strode on to her 6th national mark at this distance. Beginning with 2:41:37 and 2:36:27 in 1979, Joyce has improved to 2:33:32 and 2:30:27 in 1980, 2:29:57 in 1981 and this 2:29:43. She's still not satisfied: "I'm a little disappointed with the times. I would have liked 2:27.. There is still a faster time inside me. You learn something from every marathon you race."

Others educated at the London Marathon were New Zealanders Judith Hines (3rd in 2:41:49) and Bev Shingles (4th at 2:43:34). Placing 5th was Libby Pfeiffer (2:45:52), 6th was Jean Lochhead in 2:46:04, and 7th was Margaret Lockley in the same time. Winnie Ny of Hong Kong finished next at 2:46:53.

Annick Lebretonne of Paris captured the prestigious Marathon crown May 30 in 2:36:05

Annick Lebretonne of Paris captured the prestigious Montreal Marathon crown May 30 in 2:36:05. The unknown reduced her previous best by approximately 6 minutes, beating Cindy Hamilton's 2:38:30. Jacqueline Gareau, the first lady of running in Canada, apparently slowed by the heat and her recent Boston Marathon performance, finished third with a mark of 2:41:19.

Gareau fought a strong headwind to win the Run for Women (April 4th, Albany, New York) in 34:51. The 10k race was billed as an "AAU Championship".

Nancy Conz has been covering some road mileage in rapid fashion. On May 8th Conz cruised an Avon 10k in Knoxville, Tennessee, in a personal best of 33:15. The intense red-head attacked the Eagle-Tribute 10-Mile Challenge (Lawrence, Mass., May 2) shattering the course record by over 7½ minutes. On a hot, hilly route Conz clicked off splits of 5:11, 10:50, 16:32, 21:57 and 27:24 for the first five miles on her way to 55 flat, the 6th fastest time in US history.

Another 10 miler took place the same day in New York's Central Park. On a less than difficult course, facing infinitely superior competition, Carol Urish won the Trevira race in 55:42. In her effort, Urish reach 5M in 27:45. Judi St. Hillaire placed second in 56:01, followed by Eleanor Simonsick (56:29) and Linda McLennan (56:33).

McLennan, a University of Alabama alumna, established a course record of 35:59 at the tough Johnson City, Tennessee Spring Classic 10k (April 10).

Doreen Ennis fought a tough battle to win the Panthera Women's 4 miler April 11 (Liberty State Park, NJ). Ennis was clocked in 22:27, just 2 seconds ahead of Mary Beth Evans. Another two seconds back was Kiki Sweigart. Cindy Wuss placed 4th at 22:40.

The Tucson Sun Run (March 14) was the site of a marvelous performance by Athletics West's Joan Hansen. Hansen clocked 51:36, the 8th best 15k ever run by an American. Francie Larrieu provided a more recent response to "What has Francie been doing lately?" with a 52 even effort, finishing second, 37 seconds ahead of Katy Shilly.

At Auckland, New Zealand (April 18), Wendy Hancock covered a very demanding 10k in 33:15. Placing second in 33:52 was Barbara Moore.

Speaking of New Zealand, that country's top distaff representative, Allison Roe journeyed to Seoul, Korea (March 28) to capture that city's marathon in an almost pedestrian 2:43:12. Cindy Hamilton of Vancouver, British Columbia, finished in the runner-up slot at 2:49:13. Sue Krenn filled 3rd in 2:49:49.

Speaking of British Columbia and Ms. Krenn, the Vancouver International Marathon held May 3, was captured by that young (32) woman in 2:45:15, just a tick ahead of Paula Pick.

Predicting a winner is normally not very difficult when Allison Roe is entered, so finish line spectators were almost shocked to see Marty Cooksey appear first among the women at the 3rd Annual St. Joseph Heart Run (Racoma, Washington, May 15). Cooksey's time of 34:04 was a course record, handily beating defending champion Gail Volk (36:10). But the big news was Roe's collapse at about 1½ miles. Covering the initial mile in 5:10, Roe had just begun to establish dominance over her competitors when she crumpled to the roadway.

"It felt like somebody shot a bullet through my (right) achilles tendon," Roe dejectedly recounted. "I felt it snap and I must have jumped about 50 feet in the air off my other foot. That was it. I was done." Roe traveled to Boston the next day to see medical specialists there. Early reports indicate the world marathon record holder will not run for many weeks.



NANCY CONZ (Jeff Johnson)



EILEEN CLAUGUS (Jeff Johnson)



PAULA FUDGE (Mike Street)



MARTY COOKSEY (Jeff Johnson)

Grete Waitz can surely sympathize with Roe. Mrs. Waitz claims she couldn't walk properly for 9 days after dropping out of the Boston Marathon 2¾ miles into a new world mark. "The first three days, I had to go down steps backwards. Then I was limping when I was walking. The 10th day, I forced myself to jog. It was painful."

Mrs. Waitz improved to run a half marathon in Gothenburg, Sweden (May 16), in 69:50. As further testimony to her health, the 29-year old Norwegian won the prestigious L'Eggs Mini-Marathon in New York City for the 4th straight year. Grete Waitz' time for the 10k was 31:59.

One woman who can give Waitz a run for her money - or Fred Lebow's or ARRA's - is Anne Audain, a New Zealander currently residing in Denver, Colorado. Audain captured the Bloomsday megarace covering the hilly 7.5 mile course in 40:02, almost two minutes better than her own course record, and nearly 3 minutes ahead of Lorraine Moller (42:54). Audain went past 10k in 32:20 on her way to pocketing the \$5000 first prize. Moller earned \$3000 for her run through the streets of Spokane on May 2, with South African Patsy Sharples, a student at Idaho, 3rd. Miss Sharples declined the \$1500 earned by her 43:11. Former national high school mile record holder Eileen Claugus took the money after running 4th in 43:32.

# RESULTS-RESULTS

## RUTGERS-ADIDAS RELAYS

Piscataway, New Jersey, April 16:-Many schools and clubs took part in the Rutgers-Adidas Relays, but only one, St. John's, managed to win more than one individual event. The weight department at St. John's took the shot and discus to become the meet's only two-time winner. Villanova and New York Tech each won a couple of relays, however.

RESULTS: 10000, 1-Colleen Casey (Trenton St) 35:35.0, 2-Doreen Endison (Un) 35:52.2; 100, 1-Angela Williams (Flashettes) 11.6, 2-Wendy Vereen (Trenton TC) 11.7, 3-Pam Hudson (Hunterdon AC) 11.7; 400, 1-Renee Adams (NY Tech) 57.0, 2-Cerina Henry (Club NY) 57.2, 3-Hillarye Benard (NY Tech) 57.4; 800, Doreen Best (BOHAA) 2:13.1; 100H, 1-Julie Smithers (PAL) 13.9, 2-Maureen Prendergast (LIU) 14.21, 3-Delores Gibbs (Sterling Olympic) 14.21, 4-Lorraine Lorraine (PAL) 14.21; 1500, Laura Mason (EStr) 4:47.4; 3000, 1-Mery Beth Evans (Columbia AC) 9:57.11, 2-Tricia Eumont (St.John's) 9:58.0; 4x400 (Club), 1-BONHAA TC (Williams-Crockett-De. Best-Do. Best) 3:50.3, 2-NYTC 3:51.3; 4x100 (College) 1-NY Tech (Tennant-Leggett-Floyd-Gardner) 48.0, 2-Morgan State 48.6; 4x200 (College), 1-Morgan State (Dixon-Whitehead-Hatcher-Page) 1:35.5, 2-NY Tech 1:43.0, 3-LIU 1:43.8; HJ, Julie White (Boston U) 5'8 $\frac{3}{4}$ ; JT, 1-Donna O'Carroll (Un) 163'11, 2-Barbara Freidrich (Shore AC) 163'2, 3-Jill Watts (Trenton St) 152'9, 4-Jean Wohlemuth (Montclair St) 147'8; SP, Nini Davis (St.John's) 49'4 $\frac{1}{2}$ ; DMed, 1-Villanova (Ashton-Stewart-Shea-McGowan) 12: 8.3, 2-West Chester State 12:10.1; 4x800, Villanova (McIntosh-Bradley-Berardi-Whitfield) 8:59.6, 2-Rutgers 9:04.1, 3-West Chester St 9:26.2; 4x400 (College), 1-Rutgers (Patterson-Hinman-McCauley-Dembek) 3:50.9, 2-Adelphi 3:51.9; DT, 1-Diane Pugh (St.John's) 152'0, 2-Nini Davis (St.John's) 147'3.

## LIBERTY SINKS NAVY

Lynchburg, Virginia, April 24:-Liberty Baptists College, led by Cornelia Scott, trounced the US Naval Academy 75-52 in a dual meet. Scott won the 100 and 200, was second in the high jump and long jump and ran a leg on the winning 4x100 relay. The meet was filled with double winners - five of them!

RESULTS: 100/200, Cornelia Scott (LB) 11.8/24.6; 400/400H, Stefani Green (N) 59.1/63.8; 800/1500, Renae Reimer (LB) 2:18.8/4:47.0; SP, Pam Pollock (LB) 43'11 $\frac{1}{2}$ ; DT/JT, Sue Steen (N) 121'8/128'10; LJ/HJ, Gina Gibson (LB) 19'1/4'10.

## RED SIMMONS INVITATIONAL

Ann Arbor, Michigan, April 24:-Host University of Michigan won 13 of the 18 events at the First Annual Red Simmons Invitational to completely dominate the meeting. Two events they didn't win were the hurdle races which were taken by Correy Rasenburg in 14.21 and 63.08. Michigan's Penny Neer had a good double with a new PR at 183'2 in the discus. Lisa Larsen, Michigan, won the 3000 and 10000.

RESULTS: 100, Reta Robinson (Saginaw Valley) 12.10; 100H, 1-Correy Rasenburg (LW) 14.21h, 2-Joanna Bullard (Mich) 14.29h; 200, Brenda Kazinec (Mich) 25.01; 400, LaDeidra Ballard (Bowling Green) 56.15; 400H, Correy Rasenburg (LW) 63.08; 800, 1-Cathy Schmidt (SV) 2:13.01, 2-Dawn Woodruff (Mich) 2:13.20; 1500, 1-Sue Frederick (Mich) 4:27.67, 2-Laura Murphy (BG) 4:39.19; 3000, 1-Lisa Larsen (Mich) 9:48.23, 2-Darcy Tomlinson (MichSt) 9:51.04; 5000, 1-Melanie Weaver (Mich) 17:16.44h, 2-Lisa Last (MichSt) 17:44.70; 10000, Lisa Larsen (Mich) 35:11.89; 4x100, 1-Michigan (Sharpe-Turner-Thornton-Kazinec) 47.31, 2-Bowling Green 48.69; SMed, Michigan (Sharpe-Turner-Thornton-Kazinec) 1:45.46; Hept, Melody Middleton (Mich) 4745 (15.28-28'3 $\frac{3}{4}$ -5'5 $\frac{1}{2}$ -26.55-17'1 $\frac{1}{2}$ -80'11-2:28.65); HJ, 1-Joanna Bullard (Mich) 5'10, 2-Heidi Asmus (BG) 5'8, 3-Barbara Mehnke (AATC) 5'8; SP/DT, Penny Neer (Mich) 47'9 $\frac{1}{2}$ /183'2; JT, Debbie Williams (Mich) 165'7.

## ARMY WINS HARTWICK INVITATIONAL

Oneonta, New York, April 23/24:-The Army scored a huge point score to march off with the team title at the Hartwick Invitational. The Cadets tallied 261 points to only 68 for runner-up Hartwick as eleven teams took part.

Army was paced by Tracy Hanlon who won the javelin, long jump, 100m hurdles and led off the victorious sprint medley relay team. Opponents won the 5000, 10000, high jump and the 5000m walk - Army won everything else.

RESULTS: HJ, Shannon Gleason (Syr) 5'6; JT/LJ/100H, Tracy Hanlon (Army) 124'0/18'7 $\frac{1}{4}$ /15.3; DT/Hept, Alma Cobb (Army) 150'11/4517; 4x100/SMed/4x400, Army 52.2/1:52.2/4:04.9; Scores, 1-Army 261, 2-Hartwick 78, 3-Syracuse 54, 4-Herkimer 50.

## BOISE STATE MOUNTAIN CHAMPS

Boise, Idaho, April 30:-Host Boise State captured the Mountain West Athletic Conference title with 193 points. The Broncos were led by double winners Debbie Florke (100/200 in 12.0/25.3) and Andrea Wilson who captured the 1500 and 3000. Only other double winner was Montana State's Janet Buntin who took the long jump at 19'5 and the 400 in 59.9. Competing unattached, Mary Harrington has a good heptathlon score of 5471.

RESULTS: DT, Pat Herrington (IdSt) 150'11; 3000, 1-Andrea Wilson (BS) 10:08.9, 2-Carmen Garduno (WeberSt) 10:13.0; SMed, Montana (Morton-Cheney-Wildley-Hanneman) 1:47.6; 10K, Amy Lafoon (IS) 37:06.6; 4x110, 1-Boise State (Dorak-Florke-Dodds-Brooks) 48.5, 2-Montana State 49.1; JT, Lois Warehime (MS) 136'10; 1500, 1-Andrea Wilson (BS) 4:38.7, 2-Jody Cobbs (BS) 4:39.0, 3-Kathy Reidy (M) 4:39.8; 100H, 1-Paula Payne (MS) 14.43, 2-Suzie Turner (BS) 14.76; SP, 1-Carrie Albano (MS) 46'8 $\frac{1}{2}$ , 2-Sue Doucette (IS) 45'9, (Marcia Mecklenberg, unattached, 47'10); HJ, 1-Julie Cosgrove (IS) 5'8, 2-Kim Carroll (BS) 5'6; 400H, Diane Dodds (BS) 62.0; Hept, Carla Damiano (BS) 4435, (Mary Harrington, unattached, 5471 - 14.2-38'0 $\frac{1}{4}$ -5'5 $\frac{1}{2}$ -25.5-18'3 $\frac{1}{4}$ -111'1-2:23.0); 4x440, Montana (Wildley-Coe-White-Hannamen) 3:55.1; Scores, 1-Boise State 193, 2-Montana State 150, 3-Idaho State 111, 4-Weber State 78, 5-Montana 66.



MARY HARRINGTON, unattached, scored 5471 in the heptathlon at Boise. (Jeff Johnson photo)



## CAL DOWNS STANFORD 84-43

Berkeley, California, April 30:-University of California easily defeated visiting Stanford in their annual "Big Meet" by a score of 84-43 in a meet which figured to be much, much closer. Stanford won only five events, four of those by Carol Cady and Ceci Hopp. Cal won all the short runs and both relays and put the clincher on when freshman Louise Romo whipped Stanford frosh Regina Jacobs in the 800. The Bears had a couple of double winners themselves with Kim White taking the two sprints and heptathlete Kathy Raugust busy as a little bee all day winning the high jump (5'10½) and the 100h (14.3), placing second in the 400h (62.11) and third in the javelin (123'11).

RESULTS: 4x100, 1-Cal (Coehlo-Robinson-Culbert-White) 47.63; SP, 1-Carol Cady (S) 49'5¼, 2-Amy Van Galder (C) 44'6, 3-Sue Springer (C) 44'4¼; 1500, 1-Ceci Hopp (S) 4:23.3, 2-Margaret Spotts (C) 4:23.6, 3-Alice Trumbley (C) 4:27.3, 4-Kim Schnurpfeil (S) 4:29.7; JT, 1-Kristen Engle (C) 151'2, 2-Carol Cady (S) 137'8; 100H, 1-Kathy Raugust (C) 14.63, 2-Salley Meinbress (C) 14.67; 100, 1-Kim White (C) 12.11, 2-Pam Donald (S) 12.66; DT, 1-Carol Cady (S) 174'2, 2-Sue Springer (C) 152'4; HJ, 1-Kathy Raugust (C) 5'10½, 2-Karen Lysagut (S) 5'8¼; 800, 1-Louise Romo (C) 2:04.71, 2-Regina Jacobs (S) 2:05.6, 3-Alice Trumbley (C) 2:14.4; 400H, 1-Sally Heinbress (C) 60.59, 2-Kathy Raugust (C) 62.11, 3-Margaret Demorest (S) 62.66; 200, 1-Kim White (C) 24.37, 2-Connie Culbert (C) 25.01; 3000, 1-Ceci Hopp (S) 9:27.43, 2-Kim Schnurpfeil (S) 9:27.83, 3-Margaret Spotts (C) 9:55.38; LJ, Pam Donald (S) 18'6; 4x400, 1-Cal (Culbert-Romo-Heinbress-White) 3:49.66, 2-Stanford 3:52.08.



KATHY RAUGUST, California, won two events and placed in two more as the Bears downed traditional foe Stanford in the BIG Meet. (Jeff Johnson photo).

## HAYWARD STRONG

San Francisco, California, May 1:-Cal State Hayward took the major share of top honors in a meet involving San Francisco State, Chico State the Army and some unattached persons. Hayward won eight of the events, but the double winners came from other teams. San Francisco's Valerie Duncan had a good 400/200 in 55.4 and 24.7, and Debra Carson, unattached, won the long jump (18'7) and 100 hurdles (14.6).

OTHER RESULTS: SP, Glenda Ford (CSH) 44'7; JT, Elaine Sundry (CSH) 145'9; DT, 1-Wendy Robinson (Chico) 157'3, 2-Glenda Ford (CSH) 156'3, 3-Diane Oswalt (CSH) 155'9; 5000, 1-Stefani Stoutt (CSH) 17:42.6, 2-Sally Berendt (Army) 17:56.6; 4x100, Army 50.0; 1500, Debbie Morris (CSH) 4:43.0; 100H, Debra Carson (Un) 14.6; 100, Gwen Ward (CSH) 11.9; 800, Pam Bowers (CSH) 2:16.8; 3000, Kathy Way (CSH) 10:03.2.

## SAN DIEGO TWILIGHT MEET

San Diego, California, April 30:-Fred La Flante and his San Diego State cronies staged a twilight meet and won everything except the three weight events and the 100m hurdles. No score was kept as Monica Joyce scampered to a new collegiate record in the seldom-run 2000 meters. Joyce covered the distance in 5:43.96 passing the 1500 in 4:18.5 and the mile in 4:38.3. Lorna Griffin had a good 183'2 toss of the disc.

RESULTS: HJ, 1-Patti Stafford (SD) 5'11, 2-Lori Clark (SD) 5'9; JT, 1-Linn Dunton (AIA) 159'10, 2-Debbie Dibb (SD) 152'0; 400, Lori Smith (SD) 56.25; 200, Latanya Sheffield (SD) 24.92; 2000, 1-Monica Joyce (SD) 5:43.96 (4:18.5/4:38.3), 2-Lynn Kanuka (SD) 5:50.03 (4:22.4/4:42.0), 3-Eva Ernstrom (SD) 5:57.58 (4:26.0/4:47.5), 4-Liz Baker (SD) 6:23.85; SP, 1-Anne McElroy (CSLB) 49'9¼, 2-Peggy Peiliabk (CSLB) 47'9¼, 3-Cheryl Kennedy (SD) 46'9¼, 4-Bonne Dasse (Un) 46'3¼; 800, Susan Hemond (SD) 2:11.15; 100H (O.O), 1-Gayle Watkins (CA) 13.83, 2-Linda Bourn (SD) 14.03; 4x400, San Diego State (Sheffield-Charles-Hatley-Lindemuth) 3:47.49; DT, 1-Lorna Griffin (AW) 183'2, 2-Laura DeSnoo (SD) 169'7, 3-Ramona Pagel (CSLB) 158'6, 4-Lori Watson (SD) 141'8, 5-Anne McElroy (CSLB) 140'8.

## NEW YORK STATE AIAW

Jamaica, New York, April 29/May 1:-Led by Nini Davis who won the shot, discus and javelin, St. John's University took the team title at the New York State AIAW Championships. The Army team was next with 85 points to the 124 scored by the winners. Twenty five teams took part. Another multiple winner was LIU's Maureen Prendergast who was first in both hurdles.

RESULTS: HJ, Yolanda Gibson (Br) 5'8; SP/DT/JT, Nini Davis (SJ) 49'3¼/144'6/127'7; LJ, 1-Tracy Hanlon (Army) 19'0¼, 2-Doris Leggett (NYTT) 19'0; 200, Marva Fearon (Adel) 24.8; 100H, 1-Maureen Prendergast (LIU) 14.1, 2-Shell Rice (SJ) 14.7, 3-Tracy Hanlon (Army) 14.8; 400H, Maureen Prendergast (LIU) 62.8; 4x100/SMed, St. John's 47.6/1:47.5; 4x400/4x800, Army 3:58.8/9:35.1; Scores, 1-St. John's 124, 2-Army 85, 3-Cortland 79, 4-NY Tech 55.

## EASTERN MICHIGAN INVITATIONAL

Ypsilanti, Michigan, May 1:-Western Michigan's Mowers took top honors at the Eastern Michigan Invitational with wins in the shot and discus.

RESULTS: HJ, Laurie Rogers (EMich) 5'7; LJ, Jennings (BG) 18'9¼; 4x100, 1-Western Michigan 48.2, 2-Eastern Michigan 48.3, 3-Bowling Green 48.66; 1500, McDonald (WMich) 4:39.2; 10000, 1-Bonnie Arnold (EMich) 37:04.66, 2-Southworth (SprArb) 37:08.00; 5000, Cindy Reinhert (SagVl) 17:54.9; SP/DT, Mowers (WMich) 44'7¼/141'2; 3000, Murphy (BG) 10:15.5; 4x400, 1-London Western 3:53.8, 2-Saginaw Valley 3:56.4; 100H, 1-Gina Tempio (EMich) 14.03 (13.6s), 2-Dowds (SWMich) 14.55 (14.0s); 400, Laycock (CMich) 58.1; 100, Harris (SWMich) 12.11; 800, Brown (CMich) 2:14.9; JT, Gamble (CMich) 139'7.

## MARSHALL TWILIGHT INVITATIONAL

Huntington, West Virginia, May 1:-The throwing events held the most interest at the First Annual Marshall Twilight Invitational. Jody Smith, West Virginia, joined the candidates for all-around thrower of the year by tossing the shot 45'9 for second place and winning the disc (153'5) and javelin (134'0). Kentucky's Cindy Crapper, the top all-arounder for 1981, won the shot at 47'2½ and was second in the disc at 152'3. Crapper did not contest the javelin.

OTHER RESULTS: HJ, Wendy Ray (Ky) 5'6; 400, Kelly Austin (WV) 56.8; 100, Rene Henderson (Pitt) 12.1; 200, 1-Tammy Henderson (WV) 24.8, 2-Rene Henderson (Pitt) 24.8; 4x440, West Virginia (Wingertshahn-Henderson-Beatty-Austin) 3:57.9.

## TEXAS AIAW CHAMPIONSHIPS

College Station, Texas, April 29/May 1:—The University of Texas captured the Texas State AIAW Division I crown and Rice University took the title in the combined Division II & III as all the Texas powers gathered in College Station. Midde Hamrin, Lamar, was the outstanding performer in Division I, winning the 3000, 5000 and 10000 runs in fine times. Other good marks were the 170'7 toss of the javelin by Texas' Lorri Kokola, the 20'7½ leap in the long jump by Donna Thomas, N. Texas State, and the 4:24.54 1500 by Tara Arnold.

Division II & III saw three individuals battle for the title of most outstanding and as yet, the judges have not selected a winner. Here's what the three did: Jackie Durham of Angelo State won the 100, 200, long jump, ran a leg on the second place 4x100 relay team and ran the 200 leg on the fourth place sprint medley team; Disa Lewis of Rice captured the 800, 1500 and 3000 and ran a leg on the second place 4x400 relay team; Lauri Taylor of Abilene Christian won the 5000, was second in the 3000, second in the 1500 and ran a leg on the winning 4x800 team. A coaches dream to have all three of these outstanding athletes on the same team!

There were a couple other all-'rounders in Division II & III competition. Lisa Ferdinand and Jodi Radziewicz, both of Rice. Ferdinand won the heptathlon by 23 points over Radziewicz and then proceeded to capture fourth in the open javelin, ninth in the shot and first in the high jump at 5'5½. Radziewicz lost the heptathlon by 23 points to Ferdinand and then placed fourth in the open long jump, fifth in the 100m hurdles and first in the 400m hurdles. Quite a pair with both over 4600 in the heptathlon.

Weather was a problem as can be deduced from the fact nearly everyone ran faster in the trials than in the finals.

**RESULTS: DIVISION I.** Hept, Denise Armstrong (Tx) 4888; JT, 1-Lorri Kokola (Tx) 170'7, 2-Mary Chrobak (Tx) 155'1; SP, 1-Early Douglas (TxTech) 47'11½, 2-Jo Beth Palmer (Tx) 46'7; LJ, 1-Donna Thomas (NTx) 20'7½, 2-Sharon Moultrie (TxTech) 20'2½, 3-Robyne Johnson (Tx) 19'9, 4-Carolyn Ford (Lamar) 19'3½; DT, 1-Vickilee Gobern (Tx&M) 155'3, 2-Jo Beth Palmer (Tx) 150'1, 3-Earley Douglas (TxTech) 146'6; 100H, 1-Chandai Phillips (Tx&M) 14.53 (14.34h), 2-Donna Thomas (NTx) 14.82 (14.68h); 400H, 1-Ellen Smith (Tx&M) 60.17, 2-Jeanne Ince (NTx) 62.63; 100, 1-Sharon McDonald (NTx) 12.08 (11.73h), 2-Novaita Samuels (Tx&M) 12.16 (11.64h), 3-Susan Shurr (Tx) 12.27 (11.86h), 4-Sharon Moultrie (TxTech) 12.53 (11.97h); 200, 1-Novaita Samuels (Tx&M) 24.16 (23.92h), 2-Merry Johnson (WTx) 24.24 (23.96h), 3-Sharon McDonald (NTx) 24.42 (23.88h), 4-Susan Shurr (Tx) 24.78 (24.12h); 400, 1-Merry Johnson (WTx) 54.56 (54.2h), 2-Ella Smith (NTx) 55.66 (53.9h), 3-Donna Sheffield (Tx) 55.90, 4-Susan Bean (Tx) 56.19 (55.0h); 800, 1-Robbin Coleman (Tx) 2:09.39, 2-JoAnn Dohanich (NTx) 2:10.63, 3-Jana Graves (Tx&M) 2:11.22, 4-Suzanne Sheffield (Tx&M) 2:12.44 (2:12.25h), 5-Florence Walker (Tx) 2:12.46 (2:11.79h); 1500, 1-Tara Arnold (Tx) 4:24.54, 2-Suzanne Sheffield (Tx&M) 4:31.70; 3000, 1-Midde Hamrin (Lamar) 9:29.35, 2-Barbara Collinsworth (Tx&M) 10:03.12; 5000, 1-Midde Hamrin (Lamar) 16:18.8, 2-Marilee Matheny (Tx&M) 17:01.9; 10000, 1-Midde Hamrin (Lamar) 34:03.39, 2-Marilee Matheny (Tx&M) 35:07.51, 3-Tracy Wong (Tx) 36:42.69; 4x100, 1-Texas (Denny-Johnson-Bean-Shurr) 46.95, 2-Tx&M 47.02, 3-NTx 47.93; SMed, 1-Texas (Denny-Johnson-Shurr-Coleman) 1:40.82, 2-NTx 1:41.72, 3-Tx&M 1:42.05; 4x400, 1-Texas (Sheffield-Walker-Bean-Coleman) 3:43.35, 2-Tx&M 3:45.26; 4x800, 1-Texas (Felvey-Coleman-Walker-Arnold) 9:02.93, 2-Tx&M 9:13.14, 3-NTx 9:15.76; **Scores**, 1-Texas 189, 2-Texas A&M 145, 3-North Texas State 106, 4-Texas Tech 66, 5-Lamar 58, 6-West Texas State 23, 7-Texas/San Antonio 1.

**DIVISIONS II & III.** Hept, 1-Lisa Ferdinand (R) 4624, 2-Jodi Radziewicz (R) 4601; SP, 1-Paula Phillips (SA) 44'11½, 2-Catherine Shaw (AngSt) 44'8; LJ, 1-Jackie Durham (AngSt) 19'10½, 2-Beverly Petty (Tx) 19'6½; DT, Adel Kennedy (Tx) 140'2; 100H, 1-Stella Njemanze (ASU) 14.99 (14.65h), 2-MeloDee Byrd (AbC) 15.04 (14.73h); 400H, 1-Jodi Radziewicz (R) 63.48, 2-Stella Njemanze (ASU) 63.72; 100, 1-Jacki Durham (AnSt) 12.06 (11.87h), 2-Laura J. Wright (R) 12.38 (11.87h); 200, 1-Jacki Durham (AnSt) 24.68 (24.25h), 2-Glyna Beaty (AbC) 25.05 (24.32h), 3-Laura E Wright (R) 25.10 (24.41h), 4-Fleashia Jones (SA) 25.27 (24.49h); 400, Laura E Wright (R) 55.1; 800, 1-Disa

Lewis (R) 2:10.86 (2:10.55h), 2-Tina Lopez (AGU) 2:11.56; 1500, Disa Lewis (R) 4:35.50; 3000, Disa Lewis (R) 10:13.89; 5000, 1-Laurie Taylor (AGU) 18:09.46, 2-Cheryl Vincent (TCU) 18:09.49; 4x100, 1-Rice (Conte-Wright-Abraham-Wright) 46.85, 2-ASU 47.15; SMed, 1-Rice (Conte-Abraham-Wright-Wright) 1:42.93, 2-AGU 1:45.09; 4x400, 1-Stephen Austin (Love-Martel-Griffiths-Williams) 3:50.90, 2-Rice 3:54.73; 4x800, AGU (Taylor-Lopez-Garner-Ruddleston) 9:39.04; **Scores**, 1-Rice 185, 2-Abilene Christian 157½, 3-Angelo State 102, 4-Stephen F. Austin 67½, 5-Texas Christian 30, 6-Sam Houston 29, 7-East Texas State 23, 8-Texas Lutheran 13, 9-Tarleton State 12, 10-Texas/Arlington 7.



USC's KERRY ZWART-BELL won the high jump and shot put at the "Qualifier Meet", and placed in the 100 hurdles, javelin and long jump. Zwart (surprise) is an heptathlete. (Stan Pantovic photo).

## USC NATIONAL QUALIFYING MEET

Los Angeles, May 2:—Sherry Calvert staged her USC Open Meet to give athletes one more crack at making those qualifying standards, but in that connection, the meet was not an overwhelming success. There were some good performances, however. UCLA's Michele Bush further established herself as one of the most versatile distance runners in the country when she took top honors in the 800 meters in 2:08.1s. Bush is also a sub-2:40 marathoner. Jennifer Innis had a wind-aided leap of 21'6 in the long jump and USC's Kerry Zwart-Bell was all over the place winning the high jump (5'7½) and shot put (44'6½), placing third in the 100H (14.93), fifth in the javelin (108'3) and sixth in the long jump (18'6½w).

**RESULTS:** 10000, Beth Milewski (CSN) 36:26.37; 4x100, CSN 47.22; 100H, 1-Gayle Watkins (CA) 13.99, 2-Lin Yueh Shiang (Taiwan) 14.12; 400, Lori Lancaster (CSLA) 57.09; 100, 1-Jackie Pusey (CSLA) 12.10, 2-Jennifer Innis (SCC) 12.23, 3-Gail Douglas (CA) 12.26; 400H, Faye Paige (CSLB) 60.97; 200, Sharon Dabney (CSLA) 24.65; 800, 1-Michele Bush (UC LA) 2:08.1, 2-Michelle Bonds (CA) 2:10.1; 4x400, CSN 3:55.57; JT, Deena Bernstein (CA) 154'10; HJ, Kerry Zwart-Bell (USC) 5'7½; LJ, 1-Jennifer Innis (SCC) 21'6w, 2-Veronica Bell (CP/P) 20'3¼w, 3-Shanon Boyar (CA) 19'9w, 4-Sabrina Williams (USC) 19'3½, 5-Lin Yueh Shiang (Taiwan) 19'2½; DT, 1-Lindy Toman (UCLA) 161'9, 2-Ramona Pagel (CSLB) 159'3; SP, Kerry Zwart-Bell (USC) 44'6½.

## BOSTON WINS NEW ENGLAND TITLE

Amherst, Massachusetts, May 1/2:-Boston University and Connecticut each scored 80 points at the New England Track and Field Championships with the Boston group getting the gonfalon by virtue of the most first places. Julie White led the winners with firsts in the high jump and 100 hurdles and a third in the long jump. There were two other double winners. New Hampshire's Nancy Scardina captured the 800 and 1500 and Sandy Burke, Northeastern, took the shot and disc.

RESULTS: JT, Welch (SCn) 167'0; LJ, Dorothy Ptomey (Sp) 18'8 $\frac{3}{4}$ ; SP/DT, Sandy Burke (NEst) 52'2/153'8; HJ/100H, Julie White (BU) 5'6 $\frac{1}{4}$ /14.60; 10000, 1-Dunn (NH) 35:13.73, 2-McGovern (BC) 35:50.17, 3-Small (BC) 35:51.32; SMed, Boston (Brown-Hart-Spiegel-Kouscoses) 1:48.04; 400, 1-Hart (BU) 56.26, 2-Kovesces (BU) 56.87; 4x110, Conn 48.25; 1500, 1-Scardina (NH) 4'32/68, 2-McKniff (BC) 4:33.15; 5000, Moores (Mass) 16:28.81; 800, Scardina (NH) 2:11.92; 400H, Pitts (CGSC) 60.73; 3000, 1-Sturm (Westf) 9:43.56, 2-Moores (Ma) 9:45.47; 4x880, 1-New Hampshire 9:14.16, 2-Mass 9:16.93, Conn 9:19.0; 4x440, Boston 3:57.0; Hept, Haubrich (BC) 4457; Scores, 1-Boston University 80, 2-Connecticut 80, 3-Springfield 56, 4-New Hampshire 53, 5-Fitchberg 53, 6-Massachusetts 42, 7-Vermont 37, 8-Boston College 33, 9-Dartmouth 30, 10-Northeastern 29, 11-Rhode Island 28, 12-Bridgewater 24, 13-Westfield 18, 14-Southern Cn 14, 15-Holy Cross 11, 16-Providence 10, 17-Colby 6, 18-S.Mu 5, 19-Brown 4, 20-Bowdoin and Rhode Island College 1.

## INTERMOUNTAIN INVITATIONAL

Logan, Utah, May 7/8:-Utah Staters Dana DeVan (100/200) and Jennifer James (400/400H) were double winners in this non-scoring competition involving the hosts, Idaho State and Weber State.

RESULTS: 100/200, Dana DeVan (UtSt) 12.0w/24.8w; 400/400H, Jennifer James (UtSt) 57.2/61.3; 800, Karen Plummer (UtSt) 2:15.5; 10000, 1-Carmen Garduno (WS) 36:02.2, 2-Noreen Shea (US) 37:07.8; HJ, Candy Cashell (US) 5'9; SP, 1-Sue Doucette (IS) 46'2 $\frac{1}{2}$ , 2-Lori Mercer (US) 46'1; DT, 1-Karlyn Gansel (US) 158'0, 2-Vicki Powell (US) 150'11, 3-Pat Herrington (IS) 145'4; Hept, 1-Wendy Limbaugh (US) 4880.2, 2-Tanya Scarborough (IS) 4473w.

## THE FIRST JANE HERMANN INVITATIONAL

Bowling Green, Ohio, May 7/8:-The home team captured eight events to become the big winners at the First Annual Jane Herrmann Invitational. Terri Byland, Kent State, was the meet's only double winner, annexing the shot and discus. Best mark of the competition came in the 100m hurdles when Gina Tempro of Eastern Michigan, who usually spends her day taking part in umpteen events, concentrated on the barrier and turned in a speedy 13.85 clocking. Another good mark was in the 3000 where Cleveland State's Ann Henderson ran 9:34.40.

RESULTS: 10000, Bonnie Arnold (EMich) 36:32.9; 4x800, 1-Bowling Green (Thomas-Glawson-Panchak-Murphy) 9:13.6, 2-Eastern Michigan 9:18.92, 3-Ohio University 9:19.62; SMed, 1-Bowling Green (Wumer-Brumbaugh-Jennings-Ballard) 1:45.1, 2-Eastern Michigan 1:45.89, 3-Ohio University 1:46.09; LJ, Diana Jennings (BG) 19'1 $\frac{1}{2}$ ; HJ, 1-Ellie Hayden (EMich) 5'6, 2-Heidi Asmus (BG) 5'6, 3-Graski (EMich) 5'6; JT, Kathy Calo (KS) 151'11; SP, Terri Byland (KS) 46'2 $\frac{1}{2}$ ; 4x100, 1-Kent State 48.39, 2-Bowling Green 48.6, 3-Ohio University 48.77; 1500, 1-Scheffer (EMich) 4:33.43, 2-Murphy (BG) 4:35.47; 100H, 1-Gina Tempro (EMich) 13.85, 2-Noel (BG) 14.59; 400, 1-LaDeirda Ballard (BG) 54.99, 2-Boyce (EMich) 57.16; 5000, Bosch (CMich) 17:22.52; 400H, Joy Clawson (BG) 62.69; DT, 1-Terri Byland (KS) 158'8, 2-Taylor (OU) 145'0; 800, Kathy Williams (OU) 2:12.18; 200, 1-LaDeirda Ballard (BG) 24.27, 2-Johnson (KS) 24.80; Hept, Jan Burns (BG) 4457; 4x400, 1-Bowling Green (Wumer-Glawson-Jennings-Ballard) 3:46.71, 2-Kent State 3:58.23.

## OREGON WINS REGIONAL TITLE

Missoula, Montana, May 7/8:-Oregon, winning twelve of the events, easily annexed the NWSA Regional Championship. The Ducks were followed by Oregon State, a surprising Montana, Washington State, a disappointing Washington and Montana State.

There were two double winners. Oregon's Rosa Gutierrez took the 3000 and 5000 while Oregon State's Asa Pennington won the two short races.

Oregon's Kris Costello scored a minor upset when she beat teammate Lexie Miller in the 100m hurdles.

RESULTS: 3000, 1-Rosa Gutierrez (Ore) 9:44.59, 2-Karen Petley (Wash) 9:52.3; 4x800, Oregon State (Nevis-Lisac-Lahti-Park) 9:22.64; 10000, 1-Bridgette Baker (Mont) 36:18.23, 2-Kathy Knowlton (OreSt) 37:37.84; SMed, Oregon State (Green-Bell-Pnnington-Dennis) 1:44.83; DT, 1-Karen McDonald (Ore) 169'5, 2-Laurie Bush (WashSt) 155'4, 3-Melanie Morrison (Ore) 152'7, 4-Deb Holliday (MontSt) 152'4, 5-Quenna Beasley (Ore) 151'6; JT, 1-Lynda Hughes (Ore) 175'7, 2-Sally Harmon (Ore) 165'4; LJ, 1-Janet Buntin (MS) 19'4 $\frac{1}{2}$ , 2-Lexie Miller (Ore) 19'3 $\frac{3}{4}$ ; 4x100, 1-Oregon (Massey-Fritzon-Costello-Bakari) 47.36, 2-Washington State 47.52, 3-Oregon State 47.79; HJ, Carina Westover (OS) 5'11; 100H, 1-Kris Costello (Ore) 13.93, 2-Lexie Miller (Ore) 14.00, 3-Sonya Crowther (OS) 14.22; 1500, 1-Leann Warren (Ore) 4:24.67, 2-Kathy Hayes (Ore) 4:28.46, 3-Kathy Reidy (Mont) 4:38.52; 400, Rhonda Massey (Ore) 55.29; 100, 1-Asa Pennington (OS) 12.15, 2-Kris Costello (Ore) 12.30; 800, 1-Ranza Clark (Ore) 2:08.53, 2-Colleen Richardson (Wash) 2:09.11, 3-Sandra Gregg (Wash) 2:09.20, 4-Susan Gregg (Wash) 2:10.21; 400H, 1-Lexie Miller (Ore) 59.41, 2-Paula Payne (Mont) 59.99, 3-Lisa Nicholson (Ore) 60.50, 4-Laurie Coaston (Wash) 61.45; 200, 1-Asa Pennington (OS) 23.97, 2-Kris Costello (Ore) 24.15; 5000, 1-Rosa Gutierrez (Ore) 16:32.20, 2-Bridgette Baker (Mont) 16:41.26, 3-Karen Petley (Wash) 16:58.36; SP, 1-Quenna Beasley (Ore) 47'4 $\frac{1}{2}$ , 2-Debbie Lombardi (WS) 47'1 $\frac{1}{2}$ , 3-Carrie Albano (MS) 46'0 $\frac{1}{2}$ ; 4x400, 1-Oregon 3:44.79, 2-Washington 3:45.45, 3-Oregon State 3:55.93; Scores, 1-Oregon 194, 2-Oregon State 106, 3-Montana 89 $\frac{1}{2}$ , 4-Washington State 67 $\frac{1}{2}$ , 5-Washington 62, 5-Montana State 45.

## IDAHO IS AIAW REGIONAL CHAMPION

Boise, Idaho, May 8:-The University of Idaho won the Division II AIAW Region Nine team title over Boise State and Western Washington outscored 13 other schools to capture the Division III title. There were five double winners as Idaho provided Patsy Sharples (5000/10000), Sherri Crang (1500/3000) and Colleen Williams (100H/400) and Boise State countered with Debbie Florke (100/LJ) and Sandra Johnson (SP/DT).

RESULTS: 4x100, Boise State (Brooks-Dodds-Florke-Dworak) 48.78; 1500, 1-Sherrie Crang (Id) 4:35.17, 2-Leeann Roloff (Id) 4:37.70; 100H, 1-Colleen Williams (Id) 14.23, 2-Melinda Turner (BS) 14.54; JT, Lorna Beaver (CWash) 144'4; 400, Allison Falkenberg (Id) 57.22; 100/LJ, Debbie Florke (BS) 11.9/18'3 $\frac{3}{4}$ ; 800, Kim Ward (Id) 2:15.72; HJ, Kim Carroll (BS) 5'8; 400H, Colleen Williams (Id) 61.25; 4x800, Idaho (Falkenberg-Roloff-Ward-Waterhouse) 9:28.93, 2-Eastern Washington 9:37.42, 3-Portland 9:43.92; SP/DT, Sandra Johnson (BS) 44'1/155'3; Hept, 1-Rhonda James (Id) 4936, 2-Marie Conrath (Wash) 4369; 3000, 1-Sherri Crang (Id) 9:53.19, 2-Patsy Sharples (Id) 10:04.70, 3-Dottie Meyers (SPac) 10:09.11; 5000/10000, Patsy Sharples (Id) 17:00.61/36:52.8; 4x400, Idaho (Waterhouse-Williams-Falkenberg-Ward) 3:53.81; Scores, 1-Idaho 191 $\frac{1}{2}$ , 2-Boise St. 161, 3-Eastern Washington 78 $\frac{1}{2}$ , 4-Central Washington 53 $\frac{1}{2}$ , 5-Seattle Pacific 46, 6-Portland 33, 7-Rocky Mountain 12 $\frac{1}{2}$ , 8-Portland State 11, 9-Eastern Montana 9, 10-Northern Montana 0; Scores (Division III), 1-Western Washington 164, 2-Pacific Lutheran 130, 3-Whitworth 61, 4-Willamette 44, 5-Western Oregon 42 $\frac{1}{2}$ , 6-Northwest Nazarene 39 $\frac{1}{2}$ , 7-Southern Oregon 35, 8-Puget Sound 21, 9-(Tie) Eastern Oregon and George Fox 15, 11-(Tie) Lewis & Clark and Linfield 12, 13-Pacific 1, 14-Whitman 0.

## SPEC TOWNS INVITATIONAL

Athens, Georgia, May 8:-Florida State dominated the Spec Towns Invitational with seven wins including a good couple in the hurdles by Tonya Brown. Teammate Marita Payne sped a swift lap in 52.69 for another bright spot.

RESULTS: 4x100, Georgia (Reese-Thompson-King-Walker) 46.93; DT, Paula McGuire (Ga) 146'7; LJ, Clara Hairston (Aub) 18'10½; 1500, 1-Linda Detlefsen (Ga) 4:27.14, 2-Bev Cox (FS) 4:28.26, 3-Stephanie Weikort (Clem) 4:33.31; 100H, 1-Tonja Brown (FS) 13.2, 2-Carolyn Faison (FS) 13.60; 400, 1-Marita Payne (FS) 52.69, 2-Angela Wright (FS) 53.88, 3-Brenda Keel (Morris Brown) 55.43; 100, 1-Randy Givens (FS) 11.46, 2-Veronica Walker (Ga) 11.91, 3-Sheila Collins (MB) 12.05; HJ, Wendy Markham (FS) 5'8; 800, 1-Margaret Coomber (FS) 2:09.6, 2-Kerry Robinson (Clem) 2:11.7; 400H, 1-Tonja Brown (FS) 59.25, 2-Val Morgan (Ga) 60.56, 3-Chris McKay (FS) 61.04; 3000, 1-Jennifer Briscoe (Clem) 9:41.39, 2-Emily Wood (Clem) 9:43.04; 200, 1-Alice Jackson (Un) 23.65, 2-Veronica Walker (Ga) 24.66; 4x400, 1-Florida State (McKay-Borovicka-Coomber-Golden) 3:50.52, 2-Troy State 3:54.18.

## BILLY HAYES INVITATIONAL

Bloomington, Indiana, May 6/7:-Indiana, Indiana State and Kentucky all won four events at the Billy Hayes Invitational, a non-scoring competition. Beverly Kearney (Indiana State TC) was the only double winner with triumphs in the 100 and 200. Indiana athletes provided the best marks of the meet with Annette Bohach continuing to improve in the shot with a PR of 52'5½ and Carla Battaglia scoring over 5000 to win the heptathlon. Two interesting items: fourth in the 800 was former Fresno runner Marcia Romesser now competing for the Terre Haute TC, and the cancellation of the discus "due to weather". Report did not state if it was too wet, too hot, too cold or too dark. Spies report it was too very, very wet.

RESULTS: Hept, 1-Carla Battaglia (Ind) 5021, 2-Margot Rogus (Un) 4652, 3-Gloria Tyree (Ball St) 4650; LJ, 1-Donna Green (THTC) 19'8½, 2-Cathy Barber (Kent St) 19'4¾; 4x100, 1-Kentucky 47.29, 2-Indiana State 47.76; 1500, 1-Becky Cotta (Pur) 4:31.72, 2-Nancy Sanford (Pur) 4:35.50, 3-Missy Vaughn (Ky) 4:36.79; HJ, Terri Killion (IndSt) 5'7¾; SP, 1-Annette Bohach (Ind) 52'5½, 2-Cindy Crapper (Ky) 48'11; JT, Cindy Crapper (Ky) 149'4; 100H, Tonya Lowe (Ky) 14.72; 400, Debra Mulice (AATC) 57.10; 100/200, Beverly Kearney (IndStTC) 12.04/24.62; 800, 1-Marian Kidd (IndSt) 2:09.6, 2-Dana Snyder (IndSt) 2:11.3, 3-Lisa Haws (Ind) 2:12.6, 4-Marcia Romesser (THTC) 2:15.4; 400H, Judy Thomas (Ky) 60.55; 4x400, 1-Indiana 3:46.69, 2-Indiana State 3:49.08.

## AIR FORCE REGION DIVISION II CHAMPS

Albuquerque, New Mexico, May 7/8:-The Air Force Academy won only two individual events, but parlayed winning three of the four relays into the team title of AIAW Region 7 Division II title. Utah's Jill Molen was the star of the festivities with wins in the 3000, 5000 and 10000. Northern Colorado's Lorna Peters took both sprints and Northern Arizona's Cindy Morrison won the long jump and heptathlon.

RESULTS: 100/200, Lorna Peters (NCol) 11.8w/25.1w; 400, Gail Conway (AF) 56.2; 3000/5000/10000, Jill Molen (Utah) 10:04.6/17:17.0/34:58.8; 4x880, 1-Air Force 9:19.0, 2-Northern Arizona 9:36.7; 4x440, 1-Air Force 3:55.2, 2-Northern Arizona 3:57.9; DT, Mary Manning (AF) 137'7; Hept, Cindy Morrison (NA) 4530; Scores, 1-Air Force 173, 2-Northern Colorado 151, 3-Utah 126, 4-Northern Arizona 121, 5-Colorado College 14.



Indiana's ANNETTE BOHACH set a PR at 52'5½ when she won the shot at the Billy Hayes Invitational. (Jeff Johnson photo).

## BYU WINS REGIONAL TITLE

Albuquerque, New Mexico, May 7/8:-In one of those strange track meets in which it is impossible to understand how the winning team won, Brigham Young University scored a nine point margin over UTEP to win the AIAW Region Seven team title. UTEP won 10 events to only three for BYU and four for third place New Mexico, but the Cougars kept adding to their point total with fourths, fifths and sixth place points and finally won out 141 to 132 with New Mexico not far back with 121 points.

BYU's Carey May scored a double in the 5 and 10 thousands and UTEP's Jennifer Smit did the same in the shot and discus. Best competition of the meet came in the high jump with UTEP's Suzanne Lorentzon winning it at 6'0 over Maria Zanandrea and Annette Tanander, both of whom managed 5'10.

RESULTS: 100, Beatrice Reese (UTEP) 11.4w; 200, Jeanine Warren (UTEP) 24.0w; 100H, 1-Kim Turner (UTEP) 13.3w, 2-Konnie Mackey (ColSt) 13.8w, 3-Stella Edwinston (BYU) 13.8w, 4-Annette Tanander (Col) 14.3w; 400H, 1-Konnie Mackey (CS) 59.3, 2-Stella Edwinston (BYU) 60.4; 400, Charmaine Crooks (UTEP) 56.5; 800, 1-Regina Dramiga (NM) 2:08.6, 2-Margaret Metcalf (NM) 2:11.7, 3-Rochelle Collins (UTEP) 2:12.8, 4-Sally Rand (CS) 2:13.0; 1500, Robin Wolfe (CS) 4:40.6; 3000, 1-Sylvia Velay (NM) 9:59.3, 2-Janell Neeley (BYU) 10:11.9; 5000, Carey May (BYU) 17:50.5; 10000, 1-Carey May (BYU) 36:14.70, 2-Janell Neeley (BYU) 36:42.0; 4x880, 1-New Mexico 8:56.4, 2-Wyoming 9:14.7, 3-BYU 9:17.0, 4-Colorado 9:19.2; SMed, UTEP 1:45.20; 4x110, UTEP 46.2; 4x440, 1-UTEP 3:49.8, 2-Colorado 3:53.2, 3-New Mexico 3:55.3, 4-Colorado State 3:56.5; LJ, Annette Tanander (Col) 19'7¾; HJ, 1-Suzanne Lorentzon (UTEP) 6'0, 2-Maria Zanandrea (BYU) 5'10, 3-Annette Tanander (Col) 5'10; SP, 1-Jennifer Smit (UTEP) 51'0½, 2-Julie Jones (BYU) 50'11½; DT, 1-Jennifer Smit (UTEP) 154'11; JT, Muffy Rienert (NM) 137'4; Hept, Julie Jones (BYU) 4701; Scores, 1-BYU 141, 2-UTEP 132, 3-New Mexico 121, 4-Colorado 94, 5-Colorado State 82, 6-Wyoming 48.

## VILLANOVA THE CHAMP

Towson, Maryland, May 8/9:-Villanova University easily won the team title at the Eastern AIAW Division II Championships. The Wildcats won nearly half of the events and Pat Bradley led the team with victories in the two hurdles and long jump. Of the 18 schools entered, half of them provided winners and Bridgewater's Debbie Muller was the only double winner with wins in the five and ten.

RESULTS: Hept, 1-Tina Shriver (Towson) 5005 (15.2-35'7 $\frac{1}{4}$ -5'3 $\frac{1}{2}$ -27.1-17'1 $\frac{1}{2}$ -12'4"ll-2:32.4), 2-Barb Reinard (Ind,Pa) 4762, 3-Lonnie Fertik (Bucnell) 4716; DT, Peri Radeccic (Pitt) 144'4; LJ, Pat Bradley (Vil) 18'7 $\frac{3}{4}$ ; HJ, Peggy Stewart (Vil) 5'9; 4x800, 1-Villanova 9:17.4, 2-West Chester 9:18.7; 4x440, 1-Villanova 3:49.7, 2-NY Tech 3:52.0, 3-West Chester 3:56.5; 5000, 1-Debbie Muller (Bridgewater) 17:09.2, 2-Suzann Shea (Vil) 17:11.3; 800, Peggy Ruffenack (Ind) 2:10.2; 100H, 1-Pat Bradley (Vil) 14.5, 2-Peggy Stewart (Vil) 14.7, 3-Lonnie Fertik (Buc) 14.8; 200, 1-Renee Henderson (Pitt) 24.0, 2-Tracey Armstead (Cor) 24.2, 3-Jennifer Whitfield (Vil) 24.2; SMed, Villanova (Feeny-Allen-Whitfield-McIntosh) 1:46.8; 400H, Pat Bradley (Vil) 60.1; 1500, 1-Cheryl Wallace (Wchester) 4:30.7, 2-Susan Shea (Vil) 4:34.7; 100, 1-Tracey Armstead (Cor) 11.7, 2-Renee Henderson (Pitt) 11.8, 3-Gardner (NYTech) 11.9; 400, 1-Jennifer Whitfield (Vil) 55.5, 2-McIntosh (Vil) 55.9; 10000, 1-Debbie Muller (Brid) 36:40.4; 4x110, 1-New York Tech (Leggett-Tennant-Floyd-Gardner) 48.0, 2-Villanova 48.1; 3000, 1-Jody Campbell (Del) 10:02.31, 2-McGovan (Vil) 10:05.6; Scores, 1-Villanova 174, 2-West Chester 98, 3-Cortland State 63, 4-New York Tech 59, 5-Bridgewater 51, 6-Indiana (Pa) 31, 7-Towson State 30, 8-(Tie) Delaware and Pittsburgh 28, 10-Bucknell 21, 11-(Tie) Fordham, Seton Hall and Wagner 8, 14-(Tie) Ithaca and Catholic University 4, 16-LaSalle 3, 17-St. Joseph's 1, 18-UMBC 0.

## ILLINOIS STATE AIAW

Charleston, Illinois, May 7/8:-The University of Illinois captured the Illinois State AIAW Championship with ease over nine other Illinois institutions by scoring 186 points. Western Illinois was second with 129.

Neither of the two top schools provided the multi event winners, however. Eastern Illinois' Liz Greathouse took home five gold medals with wins in the two sprints and the three short relays. Wendy Van Mierlo, Illinois State, had a full day as she won the 1500/3000/5000, all in good times.

RESULTS: 3000, 1-Wendy Van Mierlo (IllSt) 9:32.1, 2-Marianne Dickerson (Ill) 9:52.8, 3-Gina Sperry (EIll) 10:08.6; 800, 1-Gretchen Grier (Ill) 2:10.5, 2-Veegee Elsen (Ill) 2:12.5; LJ, 1-Tracy Hopkins (IllSt) 19'8 $\frac{1}{2}$ , 2-Becky Kaiser (Ill) 19'6 $\frac{1}{4}$ , 3-Wendy Winters (Will) 19'3 $\frac{3}{4}$ ; 10000, 1-Chris Reid (Will) 34:59.0, 2-Patty Houseworth (SIU/C) 35:34.2, 3-Nancy Kramer (EIll) 36:21.7; SMed, 1-Eastern Illinois (Greathouse-Brown-Stephenson-Lackland) 1:42.9, 2-Illinois 1:44.1; 4x100, 1-Eastern Illinois (Greathouse-Stephens-Johnson-Brown) 46.38, 2-Illinois 47.33, 3-Western Illinois 47.34; 1500, 1-Wendy Van Mierlo (IllSt) 4:32.52, 2-Cheryl Ward (Ill) 4:35.10, 3-Jennifer Potts (Will) 4:53.35, 4-Marianne Dickerson (Ill) 4:39.44; 100, 1-Liz Greathouse (EIll) 11.68, 2-Sonya Brown (EIll) 11.74, 3-Bridgette Jones (Will) 11.81, 4-Jessica Harris (IllSt) 11.86, 5-Wendy Winters (Will) 11.87; 400, 1-Rolanda Conda (Ill) 54.65, 2-Debra Davis (SIU/C) 55.31, 2-Renee Johnson (EIll) 56.19; 400H, 1-Jayne Glade (Ill) 61.03, 2-Pam Hall (Ill) 61.37, 3-Debbie Van Dorn (IllSt) 62.26; SP, Pat Woods (Will) 43'7 $\frac{3}{4}$ ; 200, 1-Liz Greathouse (EIll) 24.44, 2-Gail Stephens (EIll) 24.46, 3-Sonya Brown (EIll) 24.62; 5000, 1-Wendy Van Mierlo (IllSt) 16:29.89, 2-Chris Reid (Will) 16:50.06; 4x800, 1-Illinois (Grier-Ward-Bloom-Vogel) 8:57.49, 2-Illinois State 9:26.16; HJ, Deb Ryals (SIU/E) 5'9; 4x400, Eastern Illinois (Lackland-Greathouse-Johnson-Stephens) 3:42.39, 2-Western Illinois 3:49.82, 3-Illinois 3:50.78, 4-Bradley 3:52.70, 5-SIU/C 3:53.44; JT, Cheryl Novak (Will) 154'9; 100H, 1-Daneyye Onymelulwe

(Will) 14.2, 2-Pam Hall (Ill) 14.3, 3-Amy Kopko (Ill), 4-Lisa Allen (Will) 14.5; Hept, 1-Charlene Deway (Bradley) 4904, 2-Becky Gervase (IllSt) 4883, 3-Lisa Plummer (Ill) 4736, 4-Charlene Dale (Ill) 4430; Scores, 1-Illinois 186, 2-Western Illinois 129, 3-Eastern Illinois 114, 4-Illinois State 87, 5-SIU/Carbondale 49, 6-Bradley 23, 7-Northern Illinois 16, 8-SIU/Edwardsville 13, 9-Loyola 2, 10-Chicago State 0.

## TEXAS WHUPS HOUSTON

Austin, Texas, May 7/8:-Houston won seven individual events to only three for Texas, but the Longhorns powered to three relay victories and captured the Southwest Conference crown 192-173. Carol Lewis was the individual star, winning the long jump (21'3 $\frac{3}{4}$ ), high jump (5'10) and 100 hurdles (13.63) plus a leg on the winning 4x100 relay. Teammate Jackie Washington took the two sprints and ran on the winning 4x100 team. Best race was the 4x800 with three teams under nine minutes.

RESULTS: 10000, Marilee Matheny (Tx&M) 35:33.93; 4x800, 1-Texas (Neugenbauer-Walker-Hansen-Arnold) 8:53.98, 2-Arkansas 8:57.80, 3-Texas A&M 8:57.54; SMed, 1-Texas (Denny-Sherfield-Shurr-Coleman) 1:39.71, 2-Houston 1:40.98, 3-Arkansas 1:42.42, 4-Texas A&M 1:42.98; JT, 1-Dana Olson (Hst) 171'10, 2-Mary Chrobak (Tx) 166'5, 3-Lorri Kokkola (Tx) 160'2; DT, Vickilee Cobern (Tx&M) 148'3; LJ, 1-Carol Lewis (Hst) 21'3 $\frac{3}{4}$ , 2-Melba Allen (Hst) 19'2; SP, 1-Jo Beth Palmer (Tx) 48'1 $\frac{3}{4}$ , 2-Lisa Ferry (Hst) 47'5 $\frac{1}{4}$ ; 5000, Maria Tilman (Ark) 17:34.93; 4x100, 1-Houston (Lavallias-Lewis-Jefferson-Washington) 45.30, 2-Texas 46.29, 3-Texas A&M 46.92; 1500, 1-Disa Lewis (Rice) 4:22.4, 2-Tara Arnold (Tx) 4:27.0, 3-Kirschen Hagenlocher (Hst) 4:29.6, 4-Karen Goodberlet (Ark) 4:34.5; 400, 1-Robbin Coleman (Tx) 52.58, 2-Andrea Berry (Hst) 54.65, 3-Donna Sherfield (Tx) 55.26, 4-Susan Bean (Tx) 55.44; HJ, Carol Lewis (Hst) 5'10; 100H, 1-Carol Lewis (Hst) 13.63, 2-Pat Lavallias (Hst) 14.04; 100, 1-Jackie Washington (Hst) 11.41, 2-Darlene Jefferson (Hst) 11.69, 3-Susan Shurr (Tx) 11.78, 4-Novaita Samuels (Tx&M) 11.82; 400H, 1-Ellen Smith (Tx&M) 59.09, 2-Rachel Clary (Hst) 61.34; 800, 1-Tara Arnold (Tx) 2:08.49, 2-Sharon Neugebauer (Tx) 2:10.02, 3-Florence Walker (Tx) 2:10.14; 200, 1-Jackie Washington (Hst) 23.1, 2-Susan Shurr (Tx) 23.6, 3-Novaita Samuels (Tx&M) 23.7, 4-Darlene Jefferson (Hst) 24.0, 5-Wanda Harris (Ark) 24.2; 3000, Kirschen Hagenlocher (Hst) 9:43.37; 4x400, 1-Texas (Sherfield-Walker-Bean-Coleman) 3:39.79, 2-Texas A&M 3:41.05, 3-Houston 3:41.67, 4-Arkansas 3:44.75, 5-Rice 3:47.77; Scores, 1-Texas 192, 2-Houston 173, 3-Texas A&M 88, 4-Arkansas 77, 5-Rice 32, 6-Baylor and Texas Tech 9, 8-Texas Christian 3.

## NORTHERN SUN CONFERENCE

Moorhead, Minnesota, May 7/8:-Moorhead State University used depth to win the Second Annual Northern Sun Conference title over Mankato State. The Dragons won it by only four points, 200-196 with Mankato State winning ten events to only one individual title and three relay wins for Moorhead. St. Cloud's Kelli Powell was the meet's only double winner with victories in the 100 and 400 hurdles, (15.40/63.95).

RESULTS: JT, Marie Sherwood (St.Cloud) 145'2; 4x800, 1-Moorhead State (Grieme-Hock-Class-Harty) 9:15.03, 2-St. Cloud State 9:32.48; 4x100, 1-Mankato State (Domes-Olson-Knips-Parrington) 49.85, 2-Moorhead State 49.99; 1500, Julie Williams (Man) 4:39.97; 400, 1-Stephanie Parrington 57.04, 2-Paula Behrendt (Moor) 57.74; 100, Jeri Domen (Man) 12.18; DT, Jody Hagins (Man) 145'11; 800, 1-Pam Harty (Moor) 2:12.11, 2-Katie Class (Moor) 2:13.73; 3000, Lynn Nelson (Man) 9:53.38; Hept, Char Nelson (SW State) 4676; 4x400, 1-Moorhead State (Mogck-Gillies-Moorhouse-Behrendt) 3:51.85, 2-Mankato State 3:52.50; Scores, 1-Moorhead State 200, 2-Mankato State 196, 3-St. Cloud 99, 4-UM/Duluth 56, 5-Southwest 24, 6-Winona State 20, 7-Bemidji State 14, 8-UM/Morris 10.



Prairie View's "Three Gees" power: left to right, CASSANDRA GRAHAM, LYNN GAMBLE and EASTER GABRIEL. These three scored 74½ points at the Southwestern Conference Championships; Graham 23 points, Gamble 25 points and Gabriel 26½ points.

## PRAIRIE VIEW CHAMPIONS

Prairie View, Texas, May 7:--Prairie View used its first place strength to capture the Ninth Annual Southwestern Athletic Conference Championships with a four point margin over Texas Southern, 165-161. Third place Jackson State was far behind with 58 digits.

The Pantherettes won nine of the 16 events and Texas Southern won the other seven. The "Three Gees" - Gamble, Graham and Gabriel - did most of the damage for Prairie View. Gamble won the long jump and 400 hurdles and ran a leg on the winning sprint medley team, Graham won the 200 and ran legs on three winning relay teams, Gabriel won the 400, was second in the 200 and ran on three winning relay teams. Teammate Pat Thomas kept things going in the field with a second in the shot, second in the javelin and third in the disc. Tawanna Thompson did her bit for Texas Southern with victories in the 800 and 1500 and runner-up spot in the 3000.

RESULTS: 4x100, 1-Prairie View (LaBome-Graham-Edwards-Gabriel) 46.06, 2-Texas Southern 46.23, 3-Grambling 46.89, 4-Jackson State 47.04, 5-Mississippi Valley 47.77; 1500/800, Tawanna Thompson (TxS) 4:38.32/2:12.00; 100H, 1-Bugenia Perkins (TS) 13.75, 2-Anthea Johnson (JS) 13.77, 3-Kathy Freeman (Sth) 13.85, 4-Rhonda Scott (Sth) 13.91, 5-Terri Walter (TS) 14.06; SP, Karen Waddle (PV) 46'6; LJ, 1-Lynn Gamble (PV) 20'7, 2-Kethrene Wallace (TS) 19'10, 3-Cornelia Jackson (JS) 19'8½, 4-Lorna Chatman (JS) 19'4, 5-Vogel Newsome (MV) 19'3½, 6-Easter Gabriel (PV) 19'2; HJ, Sybil Reddick (TS) 5'8; DT, Andrea Green (PV) 136'9; SMed, 1-PV (Gamble-Edwards-Graham-Gabriel) 1:38.85, 2-Texas Southern 1:41.01, 3-MissValley 1:42.66, 4-Jackson State 1:42.50, 5-Grambling 1:43.26, 6-Southern 1:43.80; 400, 1-Easter Gabriel (PV) 53.56, 2-Loretta Edwards (PV) 54.39, 3-Gail Emmanuel (G) 54.70, 4-Joyce Townson (TS) 55.88; 100, 1-Katherine Wallace (TS) 11.33, 2-Cassandra Graham (PV) 11.45, 3-Ester Hope (JS) 11.50, 4-Hollette Flowers (Sth) 11.66, 5-Cora Sherman (TS) 11.79, 6-Sheila LaBome (PV) 11.99; 400H, Lynn Gamble (PV) 59.11, 2-Kathy Freeman (Sth) 59.40; 200, 1-Cassandra Graham (PV) 23.34, 2-Easter Gabriel (PV) 23.44, 3-Loretta Edwards (PV) 23.88, 4-Lisa Pinkney (Sth) 23.93; 4x400, 1-PV (LaBome-Edwards-Gamble-Gabriel) 3:36.06, 2-TxSthn 3:39.45, 3-Southern 3:40.29, 4-Grambling 3:43.83, 5-MissValley 3:46.25, 6-Jackson State 3:50.58; Scores, 1-Prairie View 165, 2-Texas Southern 161, 3-Jackson State 58, 4-Southern 41, 5-Grambling 39, 6-Mississippi Valley 32, 7-Alcorn A&M 0.

## SOUTH DAKOTA STATE WINS

Brookings, South Dakota, May 8/9:--South Dakota State, using its first place strength to advantage, annexed the North Central Conference championships by scoring 218 points to runner-up Nebraska/Omaha's 151. The Jackrabbits won ten events and were led by double winner Kristin Asp who took the 1500 and 3000 meter runs. Chief point getter of the meet, however, was Nebraska/Omaha's Sandta Middleton who annexed both sprints and ran legs on the winning 4x100 and sprint medley relay teams.

RESULTS: SMed, Neb/Omaha (Middleton-Wilson-Dale-Bundy) 1:46.9; DT, Linda Gotti; a (Nb/O) 141'6; 5000, Nancy Gieske (SDS) 17:19.50; LJ, Regina Dale (Nb/O) 18'6; 4x800, South Dakota State (Geason-Coyle-Stavrus-Sargent) 9:33.39; 4x100, Nb/O (Bundy-Wilson-Dale-Middleton) 47.49; 1500/3000, Kristin Asp (SDS) 4:36.17/10:09.70; 100H, 1-Yvette Greer (USD) 14.54, 2-Regina Dale (Nb/O) 14.80; 400, 1-Elaine Zell (SDS) 56.98, 2-Kristy Bundy (Nb/O) 57.32; 100/200, Sandra Middleton (Nb/O) 12.26/25.71; 800, Tammi Werners (SDS) 2:16.34; 400H, Lori Andersh (SDS) 64.08; 4x400, SDS (Finn-Nelson-Werners-Zell) 3:56.32, 2-Nb/O 3:57.80; HJ, Julie Gullett (Nb/O) 5'8; Scores, 1-South Dakota State 218, 2-Nebraska/Omaha 151, 3-South Dakota 81, 4-North Dakota State 75, 5-North Dakota 54, 6-Augustana 24.

## EASTERN AIAW

East Stroudsburg, Pannsylvania, May 8/9:--East Stroudsburg State College hosted and won the Eastern AIAW title over 26 other schools with 93 points. The Navy was second with 85 points. There were three double winners. Judy Davis of Hershey City took the 100/200, Jacie McKniff (Holy Cross) won the 1500/3000 and Navy's Stefani Green was tops in the 400 and 400 hurdles.

RESULTS: HJ, Yoland Gibson (Br) 5'7; JT, Jean Wohlgenuth (Mont) 141'11; 100/200, Judy Davis (JC) 12.0/25.2; 400, Stefani Green (Navy) 58.0; 1500/3000, Jackie McKniff (HC) 4:40.1/10:06.3; Hept, Cindy Daugherty (Sals) 4447; 10000, Sue Zaborski (Gl) 36:47.5; 100H, Valerie Thompson (Al) 14.7; 400H, Stefani Green (N) 63.8; 4x100, Bloomsburg 49.5; 4x400/4x800, Army 3:59.9/9:28.0; Scores, 1-East Stroudsburg 93, 2-Navy 85, 3-Montclair 68½, 4-Holy Cross 61½.

## WEST COAST RELAYS

Lemoore, California, May 8:--Led by Sue McNeal's winning leap of 6'2 in the high jump, Cal Poly/San Luis Obispo annexed the team title at the Annual West Coast Relays in spite of winning only three other events.

Closest competition of the day came in the long jump. USC's Sandy Crabtree and Sheila Nicks of Cal State Bakersfield both leaped 19'7½ and both did it on their last trial. Crabtree was ruled the winner by virtue of a second-best leap. But the closeness was not yet finished. The next two jumpers both had identical marks of 19'¾ with Bakerfield's Jewel Lovelady getting the nod over Taiwan's Lin Yueh-Shiang.

RESULTS: JT, 1-Linn Dunton (AIA) 153'2, 2-Danella Barnes (CP/SLO) 151'0, 3-Elaine Sundry (Haywood) 151'0; 100H, (-1.14), 1-Janet Yarbrough (CP/SLO) 13.91, 2-Lin Yueh-Shiang (Taiwan) 14.07; HJ, 1-Sue McNeal (CP/SLO) 6'2, 2-Phyllis Blunston (CSB) 5'10, 3-Kerry Zwart-Bell (USC) 5'8; 4x100, 1-CP/SLO (Holland-Mallory-Yarbrough-Van Warm-erdam) 45.5, 2-CS Sacramento 46.2, 3-CS Hayward 47.2; 4x400, 1-CS Sacramento (Thomson-Carley-Wallace-Gilmore) 3:47.09, 2-CP/SLO 3:50.39, 3-CS Hayward 3:51.88, 4-USC 3:55.39; DT, 1-Jan Svendsen (WAC) 175'0, 2-Glenda Ford (Hay) 159'8, 3-Sue Springer (Cal) 158'5, 4-Leslie Hoerner (AIA) 156'6; LJ, 1-Sandy Crabtree (USC) 19'7½, 2-Sheila Nicks (CSB) 19'7½, 3-Jewel Lovelady (CSB) 19'¾, 4-Lin Yueh-Shiang (Taiwan) 19'¾; 100 (-0.76), 1-Rosie Bacoul (France) 11.57, 2-Donna Carley (Sac) 11.71, 3-Jewel Lovelady (CSB) 12.08; SP, 1-Sharen Hamilton (CSB) 48'4, 2-Deborah Corley (CSB) 46'3; 1500, 1-Eileen Kraemer (CP/SLO) 4:23.16, 2-Amy Harper (CP/SLO) 4:29.94, 3-Mary Ann Scanel (Sac) 4:36.09, 4-Ester Scherzinger (CP/SLO) 4:36.95, 5-Mary Garfield (Cal) 4:39.92; Scores, 1-Cal Poly/San Luis Obispo 56, 2-CS Sacramento 44, 3-CS Hayward 28, 4-CSBakersfield 27, 5-USC 25, 6-California 11, 7-UC Davis 3, 8-San Francisco State 2.

## MICHIGAN STATE BIG TEN CHAMPION

Champaign, Illinois, May 14/15:-Wisconsin won the Big Ten Title for five consecutive years, but 1982 was the drop-down year for Coach Pete Tegren and his charges. The Badgers won only the long jump with Pat Johnson and the heptathlon, in spite of a 31 foot mark in the shot, by Kathy Borgwarth and finished in third place behind Michigan State and Michigan. Both Michigan schools won five events and the Staters provided the only double winner in Elaine Jones who took both dashes. The short races were not fast, but everything from the 800 on up resulted in good competition and marks.

RESULTS: 100, 1-Elaine Jones (MichSt) 11.98 (11.84hw), 2-Sybil Perry (Pur) 12.18 (12.02hw), 3-Judy Winski (Wis) 12.20 (11.98hw); 200, 1-Elaine Jones (MichSt) 24.50 (23.91hw), 2-Donithy Jones (OhS) 24.72 (24.12hw), 3-Judy Winski (Wis) 24.74 (24.48hw), 4-Sybil Perry (Pur) 24.75 (24.38hw); 400, 1-Rolanda Conda (Ill) 53.98, 2-Donithy Jones (OhS) 55.83 (55.23h); 800, 1-Sheila Montgomery (Ind) 2:06.89, 2-Sue Frederick (Mich) 2:07.62, 3-Rose Thompson (Wis) 2:08.22, 4-Andrea Marek (Pur) 2:08.36, 5-Jackie Sedwick (MichSt) 2:08.6, 6-Pam Sedwick (MichSt) 2:08.87, 7-Kay Stormo (Iowa) 2:09.33, 8-Maryann Brunner (Wis) 2:09.86; 1500, 1-Andrea Marek (Pur) 4:19.53, 2-Sue Frederick (Mich) 4:20.44, 3-Rose Thompson (Wis) 4:21.95, 4-Anne Pewe (MichSt) 4:22.50, 5-Kay Stormo (Iowa) 4:26.67, 6-Becky Cotta (Pur) 4:26.71, 7-Veegee Elsen (Ill) 4:27.76, 8-Cindy Dickson (Mn) 4:28.50; 3000, 1-Ann Pewe (MichSt) 9:24.42, 2-Cathy Branta (Wis) 9:26.99, 3-Lisa Larsen (Mich) 9:41.03, 4-Alanna McCarthy (Pur) 9:43.05, 5-Becky Cotta (Pur) 9:43.65, 6-Darcy Tomlinson (MichSt) 9:46.94; 5000, 1-Man Doak (Iowa) 16:26.63, 2-Alanna McCarthy (Pur) 16:29.70, 3-Cathy Branta (Wis) 16:37.12, 4-Lisa Larsen (Mich) 16:52.53, 5-Karen Campbell (MichSt) 16:54.66, 6-Jill Washburn (MichSt) 16:55.33, 7-Melanie Weaver (Mich) 17:03.30, 8-Diane Bussa (MichSt) 17:04.34; 10000, 1-Melanie Weaver (Mich) 35:14.21, 2-Marianne Dickerson (Ill) 35:19.18, 3-Jill Washburn (Mich) 35:26.57, 4-Diane Bussa (MichSt) 35:37.90, 5-Jenny Spangler (Iowa) 35:45.74, 6-Ann Dobrowolski (Iowa) 36:56.28; 100H, 1-Lorna Russell (Pur) 14.22 (13.76hw), 2-Jackie Sedwick (MichSt) 14.35 (13.82hw), 3-Maria Williams (Pur) 14.39 (14.07hw), 4-Kathy Borgwarth (Wis) 14.43 (14.15hw); 400H, 1-Judi Brown (MichSt) 59.77, 2-Chris Davenport (Iowa) 60.46, 3-Cathy Anderson (Mn) 61.06; 4x100, 1-Michigan (Sharpe-Turner-Thornton-Kazinec) 45.99, 2-Michigan State 47.16, 3-Illinois 48.12; SMed, 1-Illinois (Glade-Pannier-Conda-Grier) 1:43.33, 2-Michigan State 1:43.68, 3-Purdue 1:45.79; 4x400, 1-Indiana (Young-Watson-Ennis-Montgomery) 3:39.65, 2-Michigan State 3:42.67, 3-Illinois 3:45.91, 4-Minnesota 3:49.42; 4x800, 1-Michigan State (Douglas-Pewe-Sedwick-Sedwick) 8:45.65, 2-Wisconsin 8:50.06, 3-Indiana 8:51.36, 4-Purdue 8:55.53, 5-Illinois 9:00.57, 6-Michigan 9:04.21, 7-Minnesota 9:05.21; HJ, 1-Joanna Bullard (Mich) 5'10, 2-Maggie Woods (Pur) 5'9; LJ, 1-Pat Johnson (Wis) 20'7/4, 2-Becky Kaiser (Ill) 19'10/4, 3-Patricia Eiting (Ind) 19'6/4, 4-Jane Matke (Mn) 19'3/4; SP, 1-Annette Bohach (Ind) 50'11/4, 2-Karen Nitsch (Wis) 45'11/4; DT, 1-Penny Neer (Mich) 178'6, 2-Nadine Cox (OhioSt) 155'4; JT, Debbie Williams (Mich) 157'1; Hept, 1-Kathy Borgwarth (Wis) 5318 (14.28-31'0/4-5'5-25.57-18'7/4-108'3-2:21.72), 2-Kathy Gillespie (Iowa) 5262, 3-Janet Adams (Iowa) 4902, 4-Melody Middleton (Mich) 4891, 5-Carla Battaglia (Ind) 4867, 6-Polly Oas (Mn) 4855, 7-Cheri Essman (Wis) 4722; Scores, 1-Michigan State 103, 2-Michigan 92 1/2, 3-Wisconsin 92, 4-Purdue 80, 5-Iowa 72, 6-Illinois and Indiana 66, 8-Ohio State 26, 9-Minnesota 22 1/2, 10-Northwestern O.

## OREGON TWILIGHT

Eugene, Oregon, May 15:-Not too many sould gathered to take part in the Oregon Twilight affair held on historic Hayward field. Biggest news was the 2:12.00 time for 800 meters by Oregon hurdler Lexie Miller in her first try at the event.

RESULTS: 800, 1-Claudette Gronendahl (Ore) 2:08.94, 2-Carla Marquette (PortStTC) 2:11.03, 3-Lexie Miller (Ore) 2:12.00; HJ, 1-Carina Westover (OreSt) 5'11, 2-Sue Blake (OreSt) 5'9; SP, Kam Johnson (OreSt) 46'5; DT, 1-Karen McDonald (Ore) 163'8, 2-Melanie Morrison (Ore) 154'7; JT, Roz Rouse (Ore) 146'0; 3000, Sue Grigsby (Un) 10:10.0.

## TENNESSEE WINS CONFERENCE

Athens, Georgia, May 14/15:-The University of Tennessee used its old familiar cast of performers to achieve the old familiar result. They won the SEC Championship by an overwhelming margin over Alabama and the rest of the Conference with 214 points. Alabama was next with 96.

Benita Fitzgerald did double damage as she won the hurdles and the 200 plus anchoring the 4x100 relay team to victory. Best of the opponents was Alabama freshman Barbara Scott who won the long jump at 20'9 1/4 and the 400 hurdles in 58.65.

RESULTS: DT, 1-Jackie Wallace (Tn) 170'3, 2-Pat Walsh (Tn) 168'5, 3-Pia Iacova (Al) 168'1, 4-Cindy Crapper (Ky) 160'2, 5-Paula McGuire (Ga) 155'6, 6-Kelly Landry (Al) 153'7; 5000, 1-Kathy Bryant (Tn) 16:59.40, 2-Eileen Hornberger (Tn) 17:45.22; JT, 1-Pam Passera (Tn) 146'7, 2-Cindy Crapper (Ky) 145'1; HJ, 1-Terri Johnson (Al) 5'11, 2-Disa Gisladdottir (Al) 5'9 1/4; 10000, 1-Beth Farmer (Fl) 35:12.01, 2-Susan Baxter (Tn) 35:34.56, 3-Beth Huff (Tn) 36:44.52; Hept, 1-Myrtle Chester (Tn) 5540, 2-Lana Zimmerman (LSU) 5269, 3-Nora Araujo (Aub) 5143, 4-Yutta Shelton (Al) 4907; 4x100, 1-Tennessee (Barksdale-Rattray-Desrosiers-Fitzgerald) 45.07, 2-Georgia 46.25, 3-Auburn 46.99, 4-LSU 47.2, 5-Florida 47.3; 1500, 1-Joetta Clark (Tn) 4:21.40, 2-Linda Portasik (Tn) 4:24.12, 3-Linda Detlefsen (Ga) 4:28.47, 4-Lee Ann Stelzemuller (Al) 4:31.42, 5-Sabina Horne (Ga) 4:31.82, 6-Shelly Steely (Fl) 4:32.03; 100H, 1-Benita Fitzgerald (Tn) 13.34, 2-Lori Dinello (Fl) 13.62, 3-Barbara Scott (Al) 13.71, 4-Clara Hairston (Aub) 13.78, 5-Tonya Lowe (Ky) 13.90; 400, 1-Cathy Rattray (Tn) 52.63, 2-Stephanie Bonner (Aub) 54.03, 3-Karen (Al) 54.96, 4-Joetta Clark (Tn) 56.18; SP, 1-Rosemarie Hauch (Tn) 54'9, 2-Pat Walsh (Tn) 47'10 1/4, 3-Pia Iacova (Al) 47'7 1/4, 4-Cindy Crapper (Ky) 46'3 1/2; 100, 1-Sharrieffa Barksdale (Tn) 11.76, 2-Tonya Lowe (Ky) 11.81, 3-Rhonda Champion (Al) 11.95, 4-Veronica Walker (Ga) 11.97; 800, 1-Delisa Walton (Tn) 2:02.55, 2-Lee Ann Vanlandingham (Al) 2:06.47, 3-Linda Portasik (Tn) 2:12.40, 4-Donna Campbell (Fl) 2:13.87; LJ, 1-Barbara Scott (Al) 20'9 1/4, 2-Kim Schofield (Fl) 20'8 1/4, 3-Kathy Rankins (Ga) 20'8 1/2, 4-Cathy Barber (Ky) 19'11 1/2, 5-Renee Thompson (Ga) 19'3 1/4; 400H, 1-Barbara Scott (Al) 58.65, 2-Val Morgan (Ga) 59.58, 3-Sharrieffa Barksdale (Tn) 60.04, 4-Janet Fluker (Al) 61.77; 200, 1-Benita Fitzgerald (Tn) 23.50, 2-Cathy Rattray (Tn) 24.06, 3-Stephanie Bonner (Aub) 24.41 (24.23h); 3000, 1-Bernadette Madigan (Ky) 9:36.37, 2-Susan Baxter (Tn) 9:46.59; 4x400, 1-Tennessee (Rattray-Barksdale-Clark-Walton) 3:37.21, 2-LSU 3:43.76, 3-Alabama 3:46.57, 4-Florida 3:49.67, 5-Georgia 3:51.5; Scores, 1-Tennessee 214, 2-Alabama 96, 3-Kentucky 58, 4-Florida 55, 6-Georgia 50, 7-Auburn 42, 8-LSU 37, 9-Vanderbilt 1.

## MID-AMERICAN CONFERENCE

Athens, Ohio, May 14/15:-The Second Annual Mid-American Conference Championships provided three double winners. Gina Temporo, Eastern Michigan, captured the 100 and 100 hurdles, Central Michigan's Sue Bosch took the three and five thousand runs and Kent State's Terry Byland won the shot and disc.

RESULTS: SP, Terri Byland (KS) 47'9 1/4; JT, Kathy Calso (KS) 152'0; HJ, 1-Frances Daniell (Ohio) 5'10, 2-Ellie Hayden (EMich) 5'10; 4x800, 1-Bowling Green 9:06.27, 2-Eastern Michigan 9:09.33, 3-Ohio U 9:13.13; 10000, Melanie Deaker (WMich) 36:59.73; SMed, 1-Eastern Michigan 1:42.91, 2-Bowling Green 1:43.63; 1500, 1-Laura Murphy (BG) 4:32.64, 2-Pam Brown (CMich) 4:32.91; 100H, 1-Gina Temporo (EMich) 13.8, 2-Frances Daniell (Ohio) 14.27; 400, 1-LaDeidra Ballard (BG) 54.62, 2-Kathy Williams (Ohio) 54.90; 100, Gina Temporo (EMich) 12.38; 800, Pam Brown (CMich) 2:11.52; 400H, Joy Clawson (BG) 61.06; 3000/5000, Sue Bosch (CMich) 10:03.65/17:37.26; 4x400, 1-Bowling Green 3:47.67, 2-Ohio 3:53.88, 3-Central Michigan 3:55.44, 4-Kent State 3:55.18; 4x100, 1-Eastern Michigan 46.89, 2-Western Michigan 47.90; Hept, 1-Gloria Tyree (Ball St) 4714, 2-Jan Burns (BG) 4524, 3-Sandy West (KS) 4524; Scores, 1-Eastern Michigan 125, 2-Bowling Green 120 1/3, 3-Ohio University 98, 4-Western Michigan 80 1/3, 5-Central Michigan 75, 6-Kent State 73, 7-Ball State 26, 8-Miami 19 1/3, 9-Northern Illinois 2, 10-Toledo 1.

## CAL POLY CONFERENCE CHAMPIONS

Pomona, California, May 14/15:-Cal Poly/San Luis Obispo easily won the CCAA Conference title with 279 points. Runner-up Cal State Bakersfield had 101, Cal Poly/Pomona 55, Cal State Northridge 46 and UC Riverside 4. The Mustangs strength was visible by the fact they won every event except the shot and went 1-2-3-4-5 in the 3000, 1-2-3 in the 1500, 100H, 400 and 800 and 1-2 in the disc and 400H. Cal Poly's Esther Scherzinger registered an unusual double by winning the 800 and placing third in the high jump at 5'10. Another double winner for San Luis was sprinter Eloise Mallory who won the 200 and 400.

RESULTS: SP, 1-Debra Corley (CSB) 47'11 $\frac{3}{4}$ , 2-Sharon Hamilton (CSB) 46'4; HJ, 1-Sue McNeal (SLO) 6'0, 2-Phyllis Blunston (CSB) 5'10, 3-Esther Scherzinger (SLO) 5'10; JT, Danella Barnes (SLO) 156'9; LJ, 1-Janet Yarbrough (SLO) 20'2 $\frac{1}{2}$ , 2-Sheila Nicks (CSB) 19'11, 3-Jewel Lovelady (CSB) 19'10 $\frac{3}{4}$ ; 5000, Irene Crowley (SLO) 17:22.9; 4x100, 1-SLO 46.01, 2-CSB 46.46; DT, Kathryn Kahn (SLO) 133'5; 1500, 1-Amy Harper (SLO) 4:22.82, 2-Shari Ewing (SLO) 4:44.20; 100H (+3.40), Liz Carroll (SLO) 14.9w; 400, 1-Eloise Mallory (SLO) 55.16, 2-Arlene Vanwarmerdam (SLO) 55.45; 100, 1-Tamela Holland (SLO) 11.63w (+3.00), 2-Andralllette Gill (CSB) 11.68w, 3-Jewel Lovelady (CSB) 11.70w, 4-Letitia Kraemer (CSB) 11.80; 800, 1-Esther Scherzinger (SLO) 2:07.83 (2:07.2h), 2-Eileen Kraemer (SLO) 2:09.88; 400H, Chris Dubois (SLO) 62.46; 200 (-1.52), 1-Eloise Mallory (SLO) 24.88, 2-Letitia Sherrill (CSN) 24.90; 3000, 1-Eileen Kraemer (SLO) 9:37.43, 2-Amy Harper (SLO) 9:45.27, 3-Carol Gleason (SLO) 9:55.04, 4-Jennifer Dunn (SLO) 10:00.47, 5-Irene Crowley (SLO) 10:01.92; 4x400, 1-SLO 3:46.3, 2-CSB 3:46.8, 3-CP/P 3:57.4; Scores, 1-SLO 279, 2-CSB 101, 3-CP/P 55, 4-CSN 46, 5-UCR 4.

## AZTEC DISTANCE TRIO FANTASTIC

Los Angeles, California, May 14/15:-San Diego State's trio of outstanding distance runners turned in one of the most fantastic performances in collegiate history when they scored 76 points to lead the Aztecs to their first WCAA Conference Championships on USC's Cromwell Field. Monica Joyce, Eva Ernstrom and Lynn Kanuka scored 1-2-3 in the 3000, 1-2-3 in the 1500, 1-2 in the 5000 and first in the 800. Joyce did the most damage with as great a triple as has been produced. The British native won the 800 in 2:05.57, the 1500 in 4:15.68 and the 3000 in 9:01.78. Ernstrom won the 5000 in 16:11.34, was second in the 1500 in 4:17.85 and second in the 3000 in 9:09.88. Kanuka was second in the 5000 (16:26.32) and third in the 1500 (4:18.65) and 3000 (9:13.89).

All this overshadowed the performance by Arizona's Meg Ritchie who tossed the shot 54'4 and then had her 1982 best in winning the disc at 216'8.

UCLA, perennial WCAA champion, chose to skip this meet in favor of the Pepsi-UCLA Invitational set for the 16<sup>th</sup>.

RESULTS: 3000, 1-Monica Joyce (SDS) 9:01.78, 2-Eva Ernstrom (SDS) 9:09.88, 3-Lynn Kanuka (SDS) 9:13.89, 4-Joy Hansen (Az) 9:26.41, 5-Sabrina Peters (AzSt) 9:38.49; JT, 1-Dodie Campbell (AzSt) 162'5, 2-Jacque Nelson (UCLA) 158'8, 3-Martha Hart (Az) 156'8, 4-Debbie Dibb (SDS) 150'3; SP, 1-Meg Ritchie (Az) 54'4, 2-Ramona Pagel (CSLB) 52'6 $\frac{3}{4}$ , 3-Peg Pollack (CSLB) 49'9 $\frac{3}{4}$ , 4-Leslie Deniz (AzSt) 49'0 $\frac{1}{2}$ ; 4-Jennifer Lemkw (AzSt) 48'5, 6-Annie McElroy (CSLB) 48'0, 7-Cheryl Kennedy (SDS) 47'9 $\frac{3}{4}$ ; LJ, 1-Sandy Crabtree (USC) 19'11 $\frac{3}{4}$ , 2-Anna Van (AzSt) 19'3 $\frac{1}{2}$ , 3-Carrie McLaughlin (SDS) 19'1 $\frac{1}{2}$ ; 10000, 1-Jan Oehm (Az) 34:15.50, 2-Eliza Carney (Az) 34:52.12; 4x100, 1-Arizona State (Gowdy-Ware-Washington-Chapple) 45.57, 2-Arizona 45.61, 3-San Diego 45.69; 1500, 1-Monica Joyce (SDS) 4:15.68, 2-Eva Ernstrom (SDS) 4:17.85, 3-Lynn Kanuka (SDS) 4:18.65, 4-Anthea James (Az) 4:24.01, 5-Joy Hansen (Az) 4:24.87, 6-Laura Koterba (CSLB) 4:27.65, 7-Kathy Hildebrand (Az) 4:28.85; 100H, 1-Linda Bourn (SDS) 13.99, 2-Robin Marks (Az) 14.05, 3-Lori Smith (SDS) 14.09; 400, 1-Ruth Nganga (Az) 53.88, 2-Faye Paige (CSLB) 54.05, 3-Latanya Sheffield (SDS) 54.55, 4-Cindy Cumbess (UCLA) 54.76; 800, 1-Monica Joyce (SDS) 2:05.57, 2-Sandy Beach (AzSt) 2:08.78, 3-Donna Curtis (USC) 2:09.84, 4-Susan Hemond (SDS) 2:09.95; 100, 1-Sharon Ware (Az

St) 11.6, 2-Lori Smith (SDS) 11.83; DT, 1-Meg Ritchie (Az) 216'8, 2-Leslie Deniz (AzSt) 194'4, 3-Laura DeSnoo (SDS) 167'0, 4-Ramona Pagel (CSLB) 159'4; 200, 1-Terri Chapple (AzSt) 24.00, 2-Lori Smith (SDS) 24.15, 3-Felicia DuFuch (Az) 24.15; 400H, 1-Robin Marks (Az) 57.91, 2-Audrey Williams (Az) 61.68; HJ, 1-Charmanie Gale (Az) 6'0, 2-Kari Gossweiler (UCLA) 5'11, 3-Cindy Holmes (Az) 5'9; 5000, 1-Eva Ernstrom (SDS) 16:11.34, 2-Lynn Kanuka (SDS) 16:26.32, 3-Maria Trujillo (AzSt) 16:44.04; 4x400, 1-Arizona 3:41.71, 2-San Diego 3:46.03, 3-Arizona State 3:47.52, 4-CS Fullerton 3:54.74; Hept, 1-Kerry Zwart-Bell (USC) 5500- (15.12-44'11-5'6 $\frac{1}{2}$ -26.34-19'0 $\frac{1}{4}$ -114'2-2:23.56), 2-Carrie McLaughlin (SDS) 5478 (14.93-37'8 $\frac{3}{4}$ -5'5-25.60-18'3-133'0-2:21.58), 3-Roxanne Keating (Az) 5110; Scores, 1-San Diego 193 $\frac{3}{4}$ , 2-Arizona 149, 3-Arizona State 109, 4-USC 38, 5-CSLB 33 $\frac{3}{4}$ , 6-UCLA 25, 7-CS Fullerton 7.



JANET DODSON, Morgan State, won both sprints at the Cavalier Classic running 11.78 and 23.5s. (Jeff Johnson photo).

## CAVALIER CLASSIC

Charlottesville, Virginia, May 16:-As would be expected at a track meet staged in Charlottesville, all races from 800 meters and up were outstanding. Virginia's Jill Haworth took the 800 in 2:06.31 as eight runners were under the 2:10 mark. Lesley Welch, Virginia, nipped Sue Latter in the 1500, 4:14.6 to 4:16.9 with three other runners under 4:20. Jan Merrill captured the 3000 in 9:25.8 and Linda McLennon the 10k in 34:14.5. Sprinters were not totally shut out as Janet Dodson of Morgan State took both dashes in 11.78 and 23.5. Kim Whitehead kept the hurdlers in the picture as she captured the 100 barriers in 14.05 and had her best 400 hurdle race of the year in 57.93.

RESULTS: LJ, 1-Evalene Hatcher (MorgSt) 20'3 $\frac{3}{4}$ , 2-Tamela Penny (Md) 19'11; SP, Cheryl Baker (Md) 48'0; 100, 1-Janet Dodson (MS) 11.78, 2-Zan Dixon (MS) 12.05; 200, 1-Janet Dodson (MS) 23.5, 2-Zan Dixon (MS) 24.1, 3-Janice Dale (DelSt) 24.8; 400, 1-Roberta Belle (DCInt) 53.76, 2-Lisa Garrett (Va) 53.83, 3-Deborah Murphy (Howard) 54.50, 4-Derial Rhodes (OldD) 55.06; 800, 1-Jill Haworth (Va) 2:06.31, 2-Jo White (Rich) 2:06.33, 3-Doreen Bert (BOHAA) 2:08.00, 4-Kim Kelly (Va) 2:08.35, 5-Dorcas Turner (DelSt) 2:08.53, 6-Linda Nicholson (Va) 2:08.62, 7-Donna Ray (Del St) 2:09.0, 8-Alda Cossi (DC CTC) 2:09.9; 1500, 1-Lesley Welch (Va) 4:16.4, 2-Sue Latter (AW) 4:16.9, 3-Lisa Welch (Va) 4:17.6, 4-Sue Girard (NcarSt) 4:18.1, 5-Margaret Coomber (FlSt) 4:19.6, 6-Maria Schmitt (Va) 4:23.0, 7-Pat Walker (Md) 4:23.9, 8-Margaret Groos (Un) 4:27.3; 10k, 1-Linda McLennon (LibN) 34:14.5, 2-Patsy Sharples (Idaho) 34:59.9, 3-Eleanor Simonsick (Un) 35:01.1, 4-Sue King (Lib N) 35:19.7, 5-Janet Bassford (FlSt) 35:52.1; 100H, 1-Kim Whitehead (MorgSt) 14.05, 2-Lorraine Tummings (EAL) 14.38, 3-Susan Brownell (Va) 14.75; 400H, 1-Kim Whitehead (Morg St) 57.93, 2-Dana Wright (OldD) 59.16, 3-Karen Hatchett (Va) 59.49, 4-Kim Hatchett (Va) 60.38; 4x100, 1-Morgan State (Dodson-Dixon-Hatcher-Whitehead) 46.15, 2-PAL 47.82; 4x400, 1-BOHAA TC (Williams-Crockett-Bert-Bert) 3:38.70, 2-Virginia 3:39.72, 3-Delaware State 3:41.97, 4-PAL 3:43.57, 5-Howard 3:49.3; HJ, 1-Wendy Markham (FlSt) 5'11, 2-Harrell (USMC) 5'9 $\frac{3}{4}$ .





WOMEN'S

# TRACK & FIELD WORLD

THE ONLY RUNNING PUBLICATION IN THE WORLD DEDICATED EXCLUSIVELY TO WOMEN



VINCE REEL  
Editor

## NCAA REPORT

By Tim Ostroot

It was a week of firsts in Provo, Utah, May 31-June 5, as the National Collegiate Athletic Association (NCAA) unveiled its women's track and field championships for an initial look. Women's championships became an exclusive NCAA commodity with the meet as the old Association of Intercollegiate Athletics for Women (AIAW) concluded its championships the previous week, and the board of directors voted in favor of a resolution to dissolve. The NCAA made its first effort a notable one, as Brigham Young University's sparkling new stadium, just completed this season, provided a first-class setting for the landmark confrontation of the finest collegiate female track athletes in the country.

It was, of course, the first-ever NCAA track and field championship for women. Thus, Jackie Joyner became the first woman to win an NCAA title with her heptathlon win on Tuesday, and Kim Schnurpfeil became the first single-event winner with her 10000 meter victory on Wednesday.

It was also the first major championship event to be held in BYU's spectacular new stadium, a Chevron 440 oval that was designed with both athlete and spectator in mind. All events are contested within the view of the stands - including the javelin, discus, and other field events. To enable this to be done, the infield was widened some 30 feet, with the track straightaways somewhat shortened and the curves less rounded. In addition, the high jump approach area, also the Chevron 440 surface, is some 80 feet in radius, able to accommodate two pits, and long jump runways and pits run both ways. The facility is extravagant right down to the scoreboard, which boasts a capacity to hold cumulative splits in view for 10 seconds and provide lap splits instantly. Many, including BYU coach Clarence Robinson, who was in charge of overseeing the facility's design, feel it is one of the finest track and field facilities anywhere.

The meet also marked the first trial run for the controversial 12-place scoring system (15-12-10-9-8-7-6-5-4-3-2-1) which included "championship finals" and "consolation finals" in some events. No matter what the time was for the winner of the consolation heat, she was doomed to ninth place. The system, obviously patterned after an almost identical set-up in swimming championships, was lauded by some and brandished by others, depending upon whether or not it aided or hindered their clubs.

Despite all the firsts and the almost novelty atmosphere, tradition dominated the five-day meet run in conjunction with the men's championships in the most obvious fashion - UCLA, a perennial women's track powerhouse and pre-meet favorite, used Joyner's heptathlon win and Florence Griffith's startling 200 meter upset to cruise to the team title, tallying 153 points to beat Tennessee by 27.

Joyner became the first women's NCAA titlist by virtue of her collegiate record 6099 point effort in the seven-event tester. It was the first time the 19-year old had broken the 6000 point barrier, her previous collegiate mark, set at the Mt. SAC Relays in late April, being 5960. It was also the third best performance ever by an American, veteran Jane Frederick's marks of 6423 and 6308 the only better.

"Coming into the meet, I didn't think I had a chance to break 6000," said Joyner after running away with the event, beating runner-up Annette Tannander of Colorado by some 443 points, "but I did better in the shot and javelin than I thought I would." Joyner was third in the javelin at 142'8, util-

izing a full run approach compared to her former, a three-step approach, and was fourth in the shot with a toss of 40'0". Also a starting forward on the national-class Bruin basketball squad in the winter, Joyner won three events on her way to the win, taking the 100 meter hurdles in 13.94, the 200 meter dash in 24.07, and the long jump with a 20'11 effort. Her 100 hurdle win would have placed her sixth in the championship final of that event, while her 200 mark would have placed her equal-eleventh with teammate Jeanette Bolden. Her long jump mark would have placed her sixth on the open market, although Joyner upped that mark to 21'8 1/2 in the open event to finish second to Cal State-Los Angeles' Jennifer Innis by an inch.

Joyner wasn't the only heptathlon standout, however, as Arizona's Cindy Holmes, diminutive in stature at 5 feet tall, scaled 6'0 in the high jump. Meet officials announced she had set a "world record" for women by leaping a full foot over her height.

Yet, to single out Joyner as the starlette of the Bruins, who grabbed their third national title, the first two being AIAW crowns claimed in 1975 and 1977, would be a bit one-dimensional. Another catalyst was sprinter Florence Griffith, who pulled off the meet's biggest upset, racing to a 200 meter win over heavy favorite Merlene Ottey of Nebraska.

Ottey, who had sped to a 10.97 wind-aided win the 100m on Friday, came into Saturday's final with the fastest qualifying time, a 22.29 from heat three, while Griffith recorded a 22.72 in winning heat one. Owing a 1980 Olympic bronze medal in the 200m event, when running for her home country of Jamaica, the defending AIAW 100m and 200m champ already had three race wins in 100m and 200m trials and the 100m final prior to the 200m final. After running her 22.29 into a brisk headwind, she credited the altitude for her quick times. "The track is just a track," said Ottey. "I think it's the altitude."

But in the final, run on another windy day, Griffith came out of the blocks hard, zoomed around the turn and held off Ottey coming home for a 22.39 upset victory. Ottey was second in 22.46. The Bruins collected 25 points in the event, with LaShon Nedd getting fifth (23.20) and Bolden 11th (24.07).

UCLA and Tennessee simply switched places compared to last year's AIAW meet, when the Lady Vols took a 61-57 win under the six place scoring system. Florida State and Oregon, tied for third last year, were third and fourth with 121 1/2 and 104 points respectively, while Stanford rounded out the top five by scoring 78.

Tennessee got big points fast with three individual event wins and a relay triumph. The Lady Vols won the 1600m relay Friday with Cathy Rattray, Sharieffa Barksdale, Joetta Clark and Delisa Walton exchanging the stick to a 3:28.55 collegiate record, breaking their own former mark of 3:31.39. Walton came back on Saturday to win the 800 in 2:05.22, with teammate Clark second in 2:06.49. Ever-steady Benita Fitzgerald won the 100 hurdles in 13.13, beating rivals Candy Young (Farleigh Dickinson, second in 13.23) and Kim Turner (UTEP, third in 13.34) once again. Kathy Bryant completed the Tennessee winning spree, taking the 5000 in 16:10.41.

UCLA's only wins were from Joyner and Griffith.

Besides Walton's 1600 relay/800m double, the meet had only one double winner, Meg Ritchie of Arizona who, not surprisingly, dominated the field events in winning the shot and discus. The shot champ from last year tossed the steel ball

55'54 on Friday to repeat, and came back to chuck the platter 202'0 on Saturday, both efforts in full view of appreciative spectators.

Oregon and Stanford both made most of their bid in the distance events. Schnurpfeil got the 10000 win in 33:36.51, beating Oregon's Eryn Forbes who finished second in 33:55.10. Oklahoma's Kellie Cathy, who created such a storm with her 32:32 win at Mt. SAC, finished fifth in 34:55.90. Some claim Cathy's Mt. SAC clocking, which was run in a race with men involved, negating it as an American record, was actually a lap shy of 10000 meters.

Schnurpfeil followed Jill Molen of Utah as the pacemaker early in the race, as the entire field seemed a bit hesitant to take out the pace, perhaps fearing BYU's altitude. That same hesitation was common throughout the distance races. But when Schnurpfeil took over, the race was over. "I wanted to pass Jill earlier, but my coach just kept saying, 'relax, relax,'" said Schnurpfeil. Brooks Johnson's advice proved to be worth listening to.

Oregon also went 2-3 in the 5000m, with Kathy Hayes and Forbes trailing Bryant, and Rosa Gutierrez was third in the 3000m. In the short event, Stanford went 1-2 with Ceci Hopp (9:28.92) and Patti Sue Plumer (9:29.49). The Cardinals also got distance points from Ann Locke (seventh 10000 35:05.56), Michelle Mason (10th, 5000 17:05.60), plus Schnurpfeil's fifth place (16:37.05) in the 5000 on Saturday.

Florida State got wins in both 400m races - the open 400 and the one lap barrier race. Tonya Brown won the 400 hurdles in 56.46, while Marita Payne took the open 400 in 52.01. In addition, FSU was second in the two relay events, the 400 and the 1600, and Randy Givens was third in the 200 and 7th in the 100. Payne came back from her 400 win to place fourth in the 200, as well.

Leanne Warren of Oregon failed in her bid to double in the 800 and 1500 runs two consecutive years, faltering to 3rd (2:06.58) in the short event on Saturday after winning Friday's 1500 in 4:17.90. Warren pulled off the double in Texas during last year's AIAW meet.

RESULTS: (c=qualified for championship final; x= qualified for consolation final).

#### 100 METERS

Heat 1 (+2.44), 1-cMerlene Ottey (Nb) 11.06, 2-cLaShon Nedd (UCLA) 11.38, 3-xBeatrice Reese (UTEP) 11.75, 4-Sheila LaBome (PV) 11.76, 5-Sharon McDonald (NTx) 11.87, 6-Novaita Samuels (Tx&M) 12.16, 7-Glenvira Williams (Mur St) 12.41; Heat 2 (+0.72), 1-cJeanette Bolden (UCLA) 11.16, 2-cJackie Washington (Hst) 11.32, 3-xJackie Pusey (CSLA) 11.59, 4-xCasandra Graham (PV) 11.59, 5-Teri Chapple (AzSt) 11.76, 6-Felicia Moore (Ok) 11.84, 7-Holl-ette Flowers (Sth) 12.04; Heat 3 (+0.83), 1-cDiane Williams (CSLA) 11.36, 2-xSherri Funn (GMas) 11.71, 3-Lori Smith (SDS) 11.77, 4-Clotee Cowans (NEL) 11.78, 5-Rhonda Champion (UAL) 11.98, 6-Ramona Riley (Mo) 12.01; Heat 4 (+1.59), 1-cFlorence Griffith (UCLA) 11.20, 2-cBenita Fitzgerald (Tn) 11.36, 3-cRandy Givens (FlSt) 11.38, 4-xLisa Thompson (UNLV) 11.43, 5-xAlicia McQueen (Nb) 11.63, 6-xDarlene Jefferson (Hst) 11.75, 7-Vivian Riddick (Penn St) 11.77.

Consolation Final, 9-Jackie Pusey (CSLA) 11.45, 10-Lisa Thompson (UNLV) 11.64, 11-Beatrice Reese (UTEP) 11.71, 12-Sherri Funn (GM) 11.74, 13-Cassandra Graham (PV) 11.79, 14-Alicia McQueen (Nb) 11.85, 15-Darlene Jefferson (Hst) 11.98.

Final (+3.14), 1-Merlene Ottey (Nb) 10.97, 2-Jeanette Bolden (UCLA) 11.12, 3-Benita Fitzgerald (Tn) 11.13, 4-Diane Williams (CSLA) 11.13, 5-Florence Griffith (UCLA) 11.14, 6-Jackie Washington (Hst) 11.20, 7-Randy Givens (FlSt) 11.23, 8-LaShon Nedd (UCLA) 11.27.

#### 200 METERS

Heat 1 (-2.04), 1-cFlorence Griffith (UCLA) 22.72, 2-cMarita Payne (FlSt) 23.35, 3-cLisa Thompson (UNLV) 23.67, 4-xLoretta Edwards (PV) 24.14, 5-Darlene Jefferson (Hst) 24.30, 6-Novaita Samuels (Tx&M) 24.60, Lisa Pinkney (Sth) did not start; Heat 2 (-0.92), 1-cRandy Givens (FlSt) 22.94, 2-cJackie Washington (Hst) 23.75, 3-xJeanette Bolden (UCLA) 23.76, 4-xCasandra Graham (PV) 24.02, 5-Jeanine Warren (UTEP) 24.04, 6-Teri Chapple (AzSt) 24.20, 7-Clotee Cowans (NEL) 24.46; Heat 3 (-1.77) 1-cMerlene Ottey (Nb) 22.29, 2-cLaShon Nedd (UCLA) 23.26, 3-cDiane Williams (CSLA) 23.40, 4-xEaster Gabriel (PV) 23.83, 5-xAlicia McQueen (Nb) 23.97, 6-Sharon Mc-

Donald (NTx) 24.19, 7-Vernecia Smith (UNLV) 24.36, 8-Asa Pennington (OreSt) 24.72.

Consolation Final, 9-Easter Gabriel (PV) 23.66, 10-Alicia McQueen (Nb) 23.82, 11-Jeanette Bolden (UCLA) 24.07, 12-Casandra Graham (PV) 24.13.

Final, 1-Florence Griffith (UCLA) 22.39, 2-Merlene Ottey (Nb) 22.46, 3-Randy Givens (FlSt) 22.59, 4-Marita Payne (Fl St) 22.91, 5-LaShon Nedd (UCLA) 23.20, 6-Diane Williams (CSLA) 23.63, 6-Lisa Thompson (UNLV) 23.67, Jackie Washington (Hst) did not start.

#### 400 METERS

Heat 1, 1-cCathy Rattray (Tn) 51.71, 2-cLaShon Nedd (UCLA) 52.29, 3-xSharon Dabney (CSLA) 52.80, 4-xLoretta Edwards (PV) 52.87, 5-Stephanie Bonner (Aub) 53.84, 6-Derial Rhodes (OldD) 54.41; Heat 2, 1-cCharmaine Crooks (UTEP) 52.10, 2-cAngela Wright (FlSt) 52.61, 3-xVernecia Smith (UNLV) 53.41, 4-Delphina Banks (CSHay) 53.93, 6-Lisa Garrett (Va) 54.29, 6-Angela Williams (Haw) 54.46, 7-Lorna Tucker (Ky) 54.74, 8-Deborah Murphy (Howa) 55.04; Heat 3, 1-cMarita Payne (FlSt) 51.99, 2-cArlise Emerson (UCLA) 52.15, 3-xJackie Pusey (CSLA) 53.45, 4-xFaye Paige (CSLB) 53.56, 5-Tammie Hart (PennSt) 53.87, 6-Carol Williams (MVSU) 54.38, 7-Ella Smith (NTS) 55.26; Heat 4, 1-cRosaly Dunlap (Mo) 52.20, 2-Easter Gabriel (PV) 52.76, 3-xRuth Waithera (Az) 53.65, 4-Dana Wirhgt (OldD) 53.79, 5-Marcia Tate (Nb) 54.50, 6-Cindy Cumbess (UCLA) 54.56, 7-Annette Campbell (Ok) 55.72.

Consolation Final, 9-Sharon Dabney (CSLA) 55.00, 10-Loretta Edwards (PV) 55.89, 11-Ruth Waithera (Az) 56.13, Pusey, Smith and Paige did not start.

Final, 1-Marita Payne (FlSt) 52.01, 2-Charmaine Crooks (UTEP) 52.33, 3-Cathy Rattray (Tn) 52.36, 4-LaShon Nedd (UCLA) 52.93, 5-Arlise Emerson (UCLA) 53.26, 6-Eastern Gabriel (PV) 53.90, 7-Angela Wright (FlSt) 54.45, 8-Rosaly Dunlap (Mo) 55.82.

#### 800 METERS

Heat 1, 1-cDelisa Walton (Tn) 2:02.90, 2-cRegina Dramiga (In.) 2:04.78, 3-cRanza Clark (Ore) 2:05.56, 4-cPam Sedwick (MichSt) 2:06.27, 5-Sandra Gregg (Wa) 2:08.98, 6-Jeanette Kelly (Va) 2:09.17, 7-Maureen Houghton (Ok) 2:11.33, 8-Susan Hemond (SDS) 2:12.25, 9-Jo Ann Dohanich (NTx) 2:14.37; Heat 2, 1-cLeann Warren (Ore) 2:05.26, 2-cMonica Joyce (SDS) 2:06.31, 3-xEsther Scherzinger (CP/SLO) 2:08.44, 4-Barbara Ennis (Ia) 2:09.24, 5-Margaret Coomber (FlSt) 2:09.65, 6-Margaret Metcalf (NM) 2:10.08, 7-Dorcas Turner (DSU) 2:10.49, 8-Sandy Beach (AzSt) 2:12.36, 9-Lynn Biggs (Mo) 2:13.46; Heat 3, 1-cRegina Jacobs (St) 2:07.05, 2-xTerese Pioli (PennSt) 2:07.86, 3-xLee Ann Vanlandingham (LSU) 2:07.88, 4-Marie Simonsson (Dr) 2:08.90, 5-Tami Essington (Nb) 2:09.44, 6-Susan Gregg (Wa) 2:09.54, 7-Aisling Molloy (BYU) 2:10.95, 8-Milissa Martel (CSB) 2:11.95, 9-Donna Curtis (USC) 2:15.64; Heat 4, 1-cJoetta Clark (Tn) 2:08.12, 2-xOvrill Brown (FlSt) 2:08.44, 3-xSheila Montgomery (IU) 2:08.75, 4-xDeborah Bottomley (UCI) 2:08.79, 5-Rochelle Collins (UTEP) 2:09.55, 6-Colleen Richardson (UW) 2:09.70, 7-Linda Nickelson (Va) 2:11.53, 8-Suzanne Sheffield (Tx&M) 2:13.48, 9-Donna Ray (DSU) 2:14.80, 10-Andrea Ward (UCLA) 2:17.13.

Consolation Final, 9-Ovrill Brown (FlSt) 2:07.96, 10-Lee Ann Vanlandingham (LSU) 2:09.25, 11-Sheila Montgomery (Ind) 2:09.87, 12-Terese Pioli (PennSt) 2:12.64, 13-Esther Scherzinger (CP/SLO) 2:14.85.

Final, 1-Delisa Walton (Tn) 2:05.22, 2-Joetta Clark (Tn) 2:06.49, 3-Leann Warren (Ore) 2:06.58, 4-Regina Jacobs (St) 2:07.09, 5-Monica Joyce (SDS) 2:07.32, 6-Ranza Clark (Ore) 2:07.57, 7-Pam Sedwick (MichSt) 2:11.07; Regina Dramiga (NM) finished 5th in 2:07.16 but was disqualified.


#### 1500 METERS

Heat 1, 1-cLeann Warren (Ore) 4:23.09, 2-cLesley Welch (Va) 4:23.35, 3-cMichele Bush (UCLA) 4:25.12, 4-cEileen Kraemer (CP/SLO) 4:25.34, 5-cPatti Sue Plumer (St) 4:25.52, 6-cMargaret Coomber (FlSt) 4:29.38, 7-Anthea James (Az) 4:32.10, 8-Joan Nesbit (NCar) 4:34.18, 9-Karen Drake (Ore) 4:38.66, 10-Pat Murnane (PennSt) 4:39.67, 11-Sara Stricker (Neb) 4:45.36, 12-Laura Koterba (LON) 4:48.02; Heat 2, 1-cMonica Joyce (SDS) 4:22.30, 2-cLinda-Goen (UCLA) 4:24.13, 3-cJill Haworth (Va) 4:24.25, 4-cLinda Portasik (Tn) 4:26.10, 5-cSuzanne Girard (NCarSt) 4:26.40, 6-cAmy Harper (CP/SLO) 4:27.85, 7-cNancy Scardina


NCAA Photos by Bill Leung, Jr.




TONJA BROWN, Florida State, on her way to victory in the 400m hurdles. Defending champion ROBIN MARKS, Arizona, is second.



400m runners with less than 80m to go. CATHY RATTRAY, Tennessee, 3rd, is in the lead followed by winner MARITA PAYNE, Florida State. Others are ARLISE EMERSON, UCLA, 5th; CHARMAINE CROOKS, UTEP, 2nd; ANGELA WRIGHT, Florida State, 7th.




KATHY BRYANT, Tennessee, wins 5000m Run.



Double winner MEG RITCHIE, Arizona, looks pretty determined.




Surprise upset winner of the high jump, GISA DISLADOTMIR of Alabama.



10000m winner KIM SCHNURPFELL of Stanford.



Tennessee wins 4x400 relay with new collegiate record. DELISA WALTON anchors for the Lady Vols, MARITA PAYNE for Florida State and LASHON NEDD for UCLA.



Winning 4x400 team, JOETTA CLARK (52.9), DELISA WALTON (51.2), CATHY RATTRAY (51.3) and SHARIEFFA BARKSDALE (53.2)



Eventual winner LEANN WARREN, Oregon, leads the pack including MONICA JOYCE, LINDA GOEN, MARGARET COOMBER, ELLEEN KRAEMER and MICHELE BUSH.



Close finish of 100m. Left to right, MERLENE OTTEY, 1st; JEANETTE BOLDEN 2nd; FLORENCE GRIFFITH 5th; BENITA FITZGERALD 3rd; JACKIE WASHINGTON 6th; RANDY GIVENS 7th. Wonder how this race would have been picked before Accutrak?

(NH) 4:28.09, 8-cClaudette Groenendaal (Ore) 4:29.56; 9-Beverly Cox (FlSt) 4:32.39, 10-Doreen Startare (Penn St) 4:33.05, 11-Pat Walker (UMCP) 4:43.32.

Final, 1-Leann Warren (Ore) 4:17.90, 2-Monica Joyce (SDS) 4:19.13, 3-Jill Haworth (Va) 4:21.07, 4-Michelle Bush (UCLA) 4:21.65, 5-Linda Goen (UCLA) 4:21.92, 6-Suzanne Girard (NCSt) 4:22.33, 7-Margaret Coomber (FlSt) 4:23.19, 8-Eileen Kraemer (CP/SLO) 4:23.59, 9-Lesley Welch (Va) 4:24.49, 10-Nancy Scardina (NH) 4:25.62, 11-Claudette Groenendaal (Ore) 4:26.03, 12-Patti Sue Plumer (St) 4:26.04.

#### 3000 METERS

Final, 1-Ceci Hopp (St) 9:28.92, 2-Patti Sue Plumer (St) 9:29.49, 3-Rosa Gutierrez (Ore) 9:30.92, 4-Ann Pewe (Mich St) 9:33.44, 5-Stephanie Weikerta (Clem) 9:33.93, 6-Lisa Welch (Va) 9:39.63, 7-Liz Hjalmarsson (Dr) 9:45.75, 8-Andrea Fischer (Mo) 9:46.52, 9-Regina Joyce (Wa) 9:54.18, 10-Renzi (PennSt) 9:58.63, 11-Bernadette Madigan (Ky) 9:59.91, 12-Joy Hansen (Az) 10:08.10, 13-Sabrina Peters (AzSt) 10:15.20.

#### 5000 METERS

Heat 1, 1-cEryn Forbes (Ore) 16:42.74, 2-cKathy Bryant (Tn) 16:42.88, 3-cSande Cullinane (NCSt) 16:44.83, 4-cJennifer Briscoe (Clem) 16:45.10, 5-cJill Molen (Utah) 16:45.75, 6-cMichelle Mason (St) 16:52.21, 7-Jenell Neeley (BYU) 17:23.26, 8-Maria Trujillo (AzSt) 17:32.11, 9-Margaret Saracino (Dr) 18:01.93, 10-Martha White (Va) 18:19.91, 11-Krische Hagenlocher (Hst) 18:32.76, 12-Janel LeValley (Kan) 19:14.05; Heat 2, 1-cEva Ernstrom (SDS) 16:40.57, 2-cKim Schnurpfeil (St) 16:50.83, 3-cKathy Hayes (Ore) 16:55.85, 4-cSabrina Dornhoefer (Mo) 16:57.39, 5-cLiz Hjalmarsson (Dr) 16:57.63, 6-cPatricia Moores (Mas) 16:57.86, 7-cPatti Gray (UCD) 16:57.92, 8-cPia Palladino (Gtn) 16:59.23, 9-Cynthia Nagle (CSM) 17:18.42, 10-Ann Locke (St) 17:31.19, 11-Karen Campbell (MICS) 17:40.45, 12-Mary Wright (Va) 17:48.42, 13-Susan Baxter (Tn) 17:49.79.

Final, 1-Kathy Bryant (Tn) 16:10.41, 2-Kathy Hayes (Ore) 16:22.80, 3-Eryn Forbes (Ore) 16:27.71, 4-Eva Ernstrom (SDS) 16:31.33, 5-Kim Schnurpfeil (St) 16:37.05, 6-Jill Molen (Utah) 16:49.17, 7-Pia Palladino (Gtn) 16:52.33, 8-Patti Gray (UCD) 16:54.53, 9-Liz Hjalmarsson (Dr) 16:58.15, 10-Michelle Mason (St) 17:05.60, 11-Patricia Moores (Mass) 17:11.81, 12-Sabrina Dornhoefer (Mo) 17:30.78.

#### 10000 METERS

Final, 1-Kim Schnurpfeil (St) 33:36.51, 2-Eryn Forbes (Ore) 33:55.10, 3-Jill Molen (Utah) 33:59.01, 4-Jill Washburn (MichSt) 34:46.76, 5-Kellie Cathy (Ok) 34:55.90, 6-Aileen O'Connor (Va) 35:00.90, 7-Ann Locke (St) 35:05.56, 8-Carey May (BYU) 35:08.91, 9-Colleen Casey (TrenState) 35:14.08, 10-Diane Bussa (MichSt) 35:20.30, 11-Marilee Matheny (TxA&M) 35:57.20, 12-Eliza Carney (Az) 36:05.30, 13-Karen Petley (Wash) 36:10.8, 14-Mary Mason (UCSB) 36:46.1.

#### 100 METER HURDLES

Heat 1, 1-cGandy Young (FD) 13.40 (-0.54), 2-cCarol Lewis (Hst) 13.65, 3-cCarolyn Faison (FlSt) 13.71, 4-xBarbara Scott (Al) 13.90, 5-Kathy Freeman (Sth) 14.08, 6-Elizabeth Miller (Ore) 14.10, 7-Joanne Arnold (APSU) 14.17, 8-Valerie Flemings (UNLV) 14.25, 9-Laura Lim (Az) 14.31; Heat 2 (-0.1), 1-cKim Turner (UTEP) 13.21, 2-cTonja Brown (FlSt) 13.42, 3-cJanet Yarbrough (CP/SLO) 13.57, 4-cClaire Hairston (Az) 13.75, 5-xGina Tempore (EMich) 13.76, 6-Kathy Klaehn (Ky) 13.95, 7-Rhonda Scott (Sth) 14.09, 8-Pat Lavallias (Hst) 14.33; Heat 3 (-0.68), 1-cBenita Fitzgerald (Tn) 13.21, 2-xLori Smith (SDS) 13.88, 3-xSharieffa Sanders (Ok) 13.89, 4-(tie) xKris Costello (Ore) and xRhonda Blanford (Nb) 13.90, 6-Pam Sedwick (MichSt) 13.95, 7-Anthea Johnson (JckSt) 14.22, 8-Stella Edwinston (BYU) 14.25, 9-Tonya Lowe (Ky) 14.26.

Consolation Final, 9-Kris Costello (Ore) 13.90, 10-Gina Tempore (EMich) 14.00, 11-Sharieffa Sanders (Ok) 14.20, 12-Barbara Scott (Al) 14.76, Lori Smith (SDS) did not start.

Final, 1-Benita Fitzgerald (Tn) 13.13, 2-Candy Young (FD) 13.23, 3-Kim Turner (UTEP) 13.34, 4-Tonja Brown (FlSt) 13.73, 5-Janet Yarbrough (CP/SLO) 13.95, 7-Carolyn Faison (FlSt) 14.16, Carol Lewis (Hst) did not start.

#### 400 METER HURDLES

Heat 1, 1-cTonja Brown (FlSt) 58.08, 2-cBarbara Scott (Al) 60.30, 3-xLisa Nicholson (Ore) 61.19, 4-Sharieffa Barksdale (Tn) 67.10, Janet Fluker (Ky) disqualified; Heat 2, 1-cTammi Hart (PennSt) 58.67, 2-cAngela Williams (Haw) 59.92, 3-xDana Wright (OldD) 60.96, 4-xStella Edwinston (BYU) 61.24, 5-xChris McKay (FlSt) 62.25, 6-Kim Hatchett (Va) 62.98, Lexie Miller (Ore) disqualified; Heat 3, 1-cRobin Marks (Az) 58.62, 2-cFaye Paige (CSLB) 59.04, 3-cJudi Brown (MichSt) 59.11, 4-cLynn Gamble (FV) 59.31, 5-xRachel Clary (Hst) 60.76, 6-xKathy Freeman (St) 61.59, 7-Tracy Nelson (Tn) 64.51.

Consolation Final, 9-Dana Wright (OldD) 59.00, 10-Rachel Clary (Hst) 59.83, 11-Kathy Freeman (Sth) 60.59, 12-Stella Edwinston (BYU) 61.08, 13-Lisa Nicholson (Ore) 62.15, 14-Chris McKay (FlSt) 62.17.

Final, 1-Tonja Brown (FlSt) 56.46, 2-Robin Marks (Az) 58.00, 3-Faye Paige (CSLB) 58.21, 4-Lynn Gamble (FV) 58.40, 5-Tammi Hart (PennSt) 58.45, 6-Barbara Scott (Al) 59.00, 7-Judi Brown (MichSt) 60.01, Williams (Haw) disqualified.

#### 4x100 RELAY

Heat 1, 1-cFlorida State 43.74, 2-cTennessee 44.58, 3-cHouston 44.68, 4-cUTEP 45.02, 5-xSan Diego State 45.22, 6-xArizona 46.15, 7-Missouri 46.25, 8-xAlabama 46.66, 9-xAustin Peay 46.70; Heat 2, 1-cNebraska 43.67, 2-cUCLA 43.97, 3-cCSLA 44.29, 4-cPrairie View 44.49, 5-xUNLV 45.40, 6-Southern 52.69, Jackson State disqualified for false start.

Final, 1-Nebraska (Engle-McQueen-Blanford-Ottey) 43.72, 2-Florida State 43.73, 3-UCLA 44.02, 4-CSLA 44.27, 5-Tennessee 44.36, 6-Prairie View 44.98, 7-UTEP 45.00, 8-Houston 45.65.

Consolation Final, 9-San Diego State 45.64, 10-UNLV 45.70, 11-Arizona 45.70, all others scratched.

#### 4x400 RELAY

Heat 1, 1-cTennessee 3:31.39, 2-UCLA 3:34.28, 3-LSU 3:42.08, 4-cHouston 3:42.70, 5-cHoward 3:43.31, 6-xWashington 3:43.99, 7-xSouthern 4:04.09; Heat 2, 1-cFlorida State 3:34.06, 2-cPrairie View 3:35.03, 3-cUNLV 3:43.26, 4-xVirginia 3:43.58, 5-xKansas 3:45.86, 6-xIndiana 3:46.90, 7-xDelaware State 3:47.07.

Consolation Final, 9-Virginia 3:40.56, 10-Delaware State 3:40.95, 11-Kansas 3:41.34, 12-Washington 3:42.09, 13-Indiana 3:42.89, Southern University did not start.

Final, 1-Tennessee (Rattray 51.3-Barksdale 53.2-Clark 52.9-Walton 51.2) 3:28.55, 2-Florida State (Wright 52.8-Golden 53.1-Brown 52.1-Payne 50.7) 3:28.70, 3-UCLA 3:30.44, 4-Prairie View 3:33.81, 5-Howard 3:38.29, 6-UNLV 3:38.68, 7-LSU 3:41.11, 8-Houston 3:41.94.

#### HIGH JUMP

Qualifying, Thea Ackerman (MtStM), Frances Daniell (OhU), Renee Nickles (Ok), Susanne Lorentzon (UTEP), Maria Zanandrea (BYU), Disa Gisladdottir (Al), Annette Tannander (Col), Phylis Blunston (CSB), Helen Ogar (Mo), Sue McNeal (CP/SLO), Wendy Markham (FlSt), Terry Johnson (Al), Linda McCurdy (UTEP), Patti Stafford (SDS), Jane Clough (Ok), Cari Gossweiler (UCLA) and Charmaine Gale (Az) all qualified at 5'9". The following did not qualify with 5'8": Elinore Hayden (EMich), Carina Westover (OreSt), Lisa Greenfield (Col), Sue Blake (OreSt), Sonya Crowther (OreSt). Ann Bair (Va) cleared no height.

Final, 1-Disa Gisladdottir (Al) 6'1 1/4, 2-Phylis Blunston (CSB) 6'1 1/4, 3-Susanne Lorentzen (UTEP) 6'1 1/4, 4-Maria Zanandrea (BYU) 6'0, 5-(tie) Renee Nickles (Ok), Frances Daniell (OhU), Jane Clough (Ok) and Wendy Markham (FlSt) 6'0, 9-Sue McNeal (CP/SLO) 6'0, 10-(tie) Helen Ogar (Mo) Charmaine Gale (Az) and Thea Ackerman (MtStM) 5'10",

#### LONG JUMP

Qualifying: 1-Jackie Joyner (UCLA) 20'7 1/4, 2-Donna Thomas (NTr) 20'4 1/2, 3-Kelly Wenlock (Kan) 20'3 3/4, 4-Jennifer Innia (CSLA) 20'2 1/2, 5-Alice Bennett (FlSt) 20'2 1/2, 6-Halcyon McKnight (Kan) 19'11 1/4, 7-Carol Lewis (Hst) 19'11 1/4, 8-Sandy Crabtree (USC) 19'10 1/4, 9-Vivian Riddick (PennSt) 19'9 1/4, 10-Robin Taylor (OldD) 19'9 1/2, 11-Michelle Kelley (UCI) 19'6 1/4, 12-Jewell Lovelady (CSB) 19'5 1/2, 13-Teri Serrano (UCD) 19'2, 14-Kellee Eubanks (Mo) 19'0. The following did not qualify: Kim Jones (Kan) 18'9", Glen-

vira Williams (MurSt) 18'8", Lynn Gamble (PV) 18'4", Melba Allen (Hst) 18'3", Cathy Barber (Ky) 17'11", Patricia Davis (Wy) 17'5, Voegl Newsome (MissV) 15'8", Annette Tannander had no mark.

Final, 1-Jennifer Innis (CSLA) 21'9", 2-Jackie Joyner (UCLA) 21'8", 3-Carol Lewis (Hst) 21'7", 4-Haleyon McKnight (Kan) 21'2", 5-Donna Thomas (NTx) 21'2", 6-Vivian Rid-dick (PennSt) 20'4", 7-Kellee Wenlock (KanSt) 20'3", 8-Alice Bennett (FlSt) 20'0", 9-Jewel Lovelady (CSB) 19'11, 10-Teri Serrano (UCD) 19'9", 11-Michelle Kelley (UCT) 19'8", 12-Robin Taylor (OldD) 19'7".

#### SHOT PUT

Qualifying, 1-Elaine Sobansky (PennSt) 54'0", 2-Rose Hauch (Tn) 53'11", 3-Meg Ritchie (Az) 53'9", 4-Annette Bohach (Ind) 52'11", 5-Ramona Pagel (CSLB) 52'7, 6-Sandy Burke (NE) 51'4, 7-Jennifer Smit (UTEP) 51'3", 8-Peggy Pollock (CSLB) 51'1", 9-Marita Walton (Md) 50'9", 10-Stine Lerdahl (Ky) 49'10, 11-Annie McElroy (CSLB) 49'6", 12-Carol Cady (St) 48'7", 13-Julie Jones (BYU) 48'5, 14-Sharon Hamilton (CSB) 48'3". The following did not qualify: Cecil Hansen (Ok) 47'11, Jennifer Lemke (Hst) 47'7", Cheryl Kennedy (SDS) 47'6", Robin Small (Nb) 47'3", Deborah Corley (CSB) 47'2", Lisa Ferry (Hst) 44'8".

Final, 1-Meg Ritchie (Az) 55'5", 2-Rose Hauch (Tn) 54'6", 3-Elaine Sobansky (PennSt) 52'11", 4-Marita Walton (Md) 52'11, 5-Jennifer Smit (UTEP) 52'2", 6-Sandy Burke (NE) 51'10", 7-Annette Bohach (Ind) 51'7", 8-Annie McElroy (CSLB) 51'6, 9-Ramona Pagel (CSLB) 50'7, 10-Julie Jones (BYU) 50'8", 11-Stine Lerdahl (Kan) 49'6", 12-Peggy Pollock (CSLB) 48'11", 13-Sharon Hamilton (CSB) 48'1", 14-Carol Cady (St) 47'0".

#### DISCUS THROW

Qualifying, 1-Leslie Deniz (AzSt) 189'11, 2-Meg Ritchie (Az) 178'11, 3-Carol Cady (St) 171'4, 4-Patricia Walsh (Tn) 170'4, 5-Marita Walton (Md) 167'4, 6-Laura DeSnoo (SDS) 166'10, 7-Jackie Wallace (Tn) 164'7, 8-Pia Iacova (Al) 162'1, 9-Robin Small (Nb) 161'7, 10-Dianne Oswald (CSH) 161'1, 11-Julie Jones (BYU) 160'11, 12-Terri Byland (KentSt) 160'6, 13-Glenda Ford (CSH) 155'6, 14-Pat Herrington (IdSt) 155'2. The following did not qualify: Sandy Burke (NE) 154'10, Quenna Beasley (Ore) 154'9, Becky McGranahan (Ky) 153'8, Mary Hyder (Mo) 151'11, Susan Springer (Cal) 151'10, Elaine Sobansky (PennSt) 151'8, Karen McDonald (Ore) 150'10, Karlyn Gansel (UtSt) 148'9, Kelly Landry (Al) 144'5, Melinda Toman (UCLA) 144'3, Karen Wood (Nb) 144'3, Wendy Robinson (Chic) 137'0.

Final, 1-Meg Ritchie (Az) 202'0, 2-Leslie Deniz (AzSt) 193'1, 3-Patricia Walsh (Tn) 180'8, 4-Carol Cady (St) 179'0, 5-Pia Iacova (Al) 170'1, 6-Marita Walton (Md) 169'9, 7-Robin Small (Nb) 165'6, 8-Glenda Ford (CSH) 163'2, 9-Laura DeSnoo (SDS) 160'9, 10-Dianne Oswald (CSH) 160'8, 11-Julie Jones (BYU) 160'6, 12-Terri Byland (KentSt) 158'6.

#### JAVELIN THROW

Qualifying, 1-Karen Smith (CP/SLO) 198'9, 2-Lynda Hughes (Ore) 195'1, 3-Sally Harmon (Ore) 177'2, 4-Deanne Carr (Wash) 172'1, 5-Jacque Nelson (UCLA) 166'9, 6-Kristen Engle (Cal) 164'6, 7-Susie Ray (UCLA) 163'2, 8-Roz Rouse (Ore) 161'10, 9-Dodie Campbell (AzSt) 158'10, 10-Martha Hart (Az) 158'11, 11-Karolyn Walsh (Spr) 157'3, 12-Dana Olson (Hst) 154'11, 13-Kathy Calo (KentSt) 152'5, 14-Danella Barnes (CP/SLO) 146'4. The following did not qualify: Pam Passera (Tn) 145'6, Debbie Dibb (SDS) 143'4, Susan Amey (Md) 135'1.

Final, 1-Kare Smith (CP/SLO) 206'8, 2-Lynda Hughes (Ore) 191'9, 3-Sally Harmon (Ore) 188'6, 4-Jacque Nelson (UCLA) 173'5, 4-Martha Hart (Az) 171'10, 5-Dana Olson (Hst) 170'6, 7-Deanne Carr (Wash) 170'5, 8-Kristen Engle (Cal) 166'8, 9-Susie Ray (UCLA) 165'4, 10-Danella Barnes (CP/SLO) 162'9, 11-Kathy Calo (KentSt) 162'9, 12-Dodie Campbell (Az) 161'3, 13-Roz Rouse (Ore) 161'1.

#### HEPTATHLON

Final, 1-Jackie Joyner (UCLA) 6099, 2-Annette Tannander (Col) 5656, 3-Carrie McLaughlin (SDS) 5526, 4-Susie Ray (UCLA) 5511, 5-Susan Brownell (Va) 5445, 6-Renee Nickles (Ok) 5440, 7-Sonya Crowther (OreSt) 5435, 8-Lana Zimmerman (LSU) 5351, 10-Kerry Zwart-Bell (USC) 5217, 11-Nora Arujo (Aub) 5193, 12-Kathy Raugust (Cal) 5119.

SCORES, 1-UCLA 153, 2-Tennessee 126, 3-Florida State 121½, 4-Oregon 104, 5-Stanford 78, 6-Arizona 68, 6-Nebraska 51, 7-(tie) Cal State Los Angeles and UTEP 48, 9-San Diego State 47, 10-(tie) Virginia and Prairie View 40, 12-Houston 37, 13-Michigan State 32, 14-Alabama 31, 15-Penn State 29, 16-(tie) BYU and CS Long Beach 20, 18-UNLV 19, 19-Utah 17, 20-Maryland 16, 21-LSU 14, 22-(tie) Arizona State and Missouri 13, 24-(tie) Colorado, Far-leigh Dickinson and Kansas 12, 27-Washington 11, 28-(tie) Auburn and Drake 10, 30-North Texas State 9, 31-(tie) Howard, Indiana and Clemson 8, 34-(tie) North Carolina State and Northeastern 7, 36-Ohio State 6½, 37-(tie) Oregon State, California, Georgetown, Hawaii and Kansas State 6, 42-Old Dominion 5, 43-(tie) Delaware State, Eastern Michigan, USC, New Hampshire and Kent State 3, 48-(tie) Southern, Massachusetts, UC Irvine, Texas A&M and Kentucky 2, 53-George Mason 1.

NCAA KALEIDOSCOPE: Foreign athletes were shut down a little this time winning only five events: shot, discus, high jump, 400 and 100....Lotsa personal bests: Dunlap, Emerson, Nedd, Wright and Edwards in the 400 for example; Tempro, Hairston, Yarbrough and Tonja Brown in the 100 hurdles; Sobansky by ¼" in the shot....Three schools qualified three athletes for the NCAA in the same field event. Oregon State had three high jumpers - none qualified for the final. Oregon had three javeliners, all qualified for the final and two of them scored. Cal State Long Beach had three shot putters, all three qualified and all three scored.....UCLA's LaShon Nedd may have been the busiest little body at the meet. She was 8th in the 100, 5th in the 200, 4th in the 400 and ran a leg on the 4x400 team for third place. All this plus heats ....Did the altitude or weather affect the distancers? In the 1500, only winner Warren had her season best. In the 3k, the USA has 71 runners with times UNDER 9:40, but 10:08 time SCORED at Provo. There are 68 athletes who have run better than 16:50 for 5000m, yet 17:30 SCORED at Provo....1-2 finishes, a rarity in National competition, were scored by Tennessee in the 800 and by Stanford in the 3000....And let's not forget the 10000 where the US has 52 runners UNDER 35:49 and yet 36:05 SCORED in the NCAA....Hats are off to Faye Paige of Cal State Long Beach. She ran her first 400m hurdles race on May 2 and clocked 60.97. At Irvine the following week she ran 60.81. Came to Provo and ran 59.04 in her heat and then zipped to 58.21 in the final third place....Biggest upset has to be the high jump won by Icelander Disa Gisladottir of Alabama. Gisladottir began the season strong and then recently dropped off - way off. She wasn't even the best jumper at her own institution over the past six weeks. But she came through with her PR at 6'1¼ and won the gold...

Who's glad the Committee changed the scoring system? I can guess Scott Chisam of UCLA joins the Florida State crew in buying a bottle of the bubbly for the Committee. With the new scoring, UCLA finished first and Florida State third. If the six place scoring was still in effect, Tennessee would be the 1982 champion and Oregon would be third. Here's how the top seven scored with 12 places: 1-UCLA 153, 2-Tennessee 126, 3-Florida State 121½, 4-Oregon 104, 5-Stanford 78, 6-Arizona 68, 7-Nebraska 51. With six places scoring the result would have been: 1-Tennessee 76, 2-UCLA 72, 3-Oregon 59, 4-Florida State 51, 5-Stanford 38, 6-Arizona 30, 7-Nebraska 28....'Twas difficult to make pre-meet predictions for this year. WTFW contacted all the major schools requesting information as to who was going NCAA and who was going AIAW. Sad to report many schools (well, a few schools), who said they were competing at Provo didn't show up and many (a few) who said they weren't coming to Provo did show up.

## WASHINGTON TWILIGHT MEET

Seattle, Washington, May 27:-Julie Hansen got off a throw of 179'9 to win the discus, a lifetime best which places her as the #10 performer on the All-Time USA List. The rest of the meet was like a mild-toned all comers affair as most athletes were preparing themselves for forthcoming national affairs.

RESULTS: 10000, Marti Cooksey (AW) 34:24.8; JT, Rhonda Hagg (Un) 148'2; 1500, 1-Karen Petley (Wash) 4:31.6, 2-Sandy Gabelein (Sea.Pac) 4:38.0, 3-Lisa Mitchell (NM) 4:39.8; 400, 1-Laurie Coaston (Wash) 57.6, 2-Leslie Coaston (Wash) 57.7; 800, Regina Joyce (Wash) 2:11.8 - continued to 1000m in 2:46.3; DT, 1-Julie Hansen (SW) 179'9, 2-Jackie Henry (Wash) 178'1; HJ, 1-Maggie Garrison (SW) 5'11, 2-Gaye Brandenstein (Wash) 5'9.

# AIAW NATIONALS

## From Tim Ostroot

The Association for Intercollegiate Athletics for Women (AIAW) drew its last breath May 27-29 in College Station, Texas, with the running of the 1982 AIAW National Track and Field Championships. That breath, despite showing some faint signs of life, was anticlimactic, at best.

After pioneering women's championships on the collegiate level, the AIAW's final effort was far from their finest. Only a few schools showed up. Thirty five teams scored in the meet, but none of last year's top 10 showed for the 1982 rendition, choosing to wait instead for a week for the NCAA's inaugural meet. The University of Wisconsin, 13<sup>th</sup> last year, was the top returning squad, and the Badgers promptly rolled to a third place finish. The University of Texas, tied for 14<sup>th</sup> last year, won the team title with 82 points, beating Cal-Berkeley, equal 34<sup>th</sup> last year, by 38 points.

Even so, five AIAW Division I records were set, led by two distance marks. California's Louise Romo, a freshman, won the 800 in 2:04.39, while Middle Hamrin of Lamar won the 5000 in 16:03.75. Both of those marks would have won at the NCAA's, two of only three such efforts, the other being Purdue's Andrea Marek's 9:16.18 3000m win.

Pat Johnson of Wisconsin broke the long jump record with a leap of 21'4", besting Donna Thomas' old record. Thomas, from North Texas State, was second at 21'0", also better than her old record. Temple's Edna Brown dipped under the existing 400m hurdle standard with her 57.17 win.

Texas got the team win behind some flawless relay running - The Lady A's got wins in the 400m relay (46.04), the 800m sprint medley relay (1:39.92), the 1600m relay (3:37.66) and the 3200m relay (8:39.67). The relay points alone (40) were enough to place Texas fifth, only four points away from the team title.

Lorri Kokkola was the only individual champion for Texas, as she chucked the javelin 170'9" for a 10-point win that sewed up the championship for her squad.

Merry Johnson was the meet's only double winner, as the West Texas State runner copped firsts in the 400m (52.34) and 200m (23.57).

The competition marked the end of an era for the AIAW, as the board of directors recently voted to adopt a resolution of dissolution. That measure still needs ratification from member schools, but the AIAW is obviously crippled beyond repair by the intrusion of the NCAA into women's championships. Several AIAW-instituted court actions against the NCAA based upon alleged Sherman Anti-Trust Act violations have failed to get a court injunction against the NCAA, and women's championships will become the eminent domain of the NCAA next season.

### RESULTS:

**Long Jump**, 1-Pat Johnson (Wis) 21'4", 2-Donna Thomas (NTx) 21'0", 3-Kathy Rankins (Ga) 20'8", 4-Kim Schofield (Fl) 20'8", 5-Becky Kaiser (Ill) 20'7", 6-Sharon Moultrie (Tx Tech) 20'7", 7-Wendy Winters (Will) 19'9", 8-Jane Mattke (Mn) 19'8", 9-Robyne Johnson (Tx) 18'10", 10-Lorna Russell (Pur) 18'7".

**Discus Throw**, 1-Penny Neer (Mich) 183'0", 2-Julie Jones (BYU) 168'10", 3-Nadine Cox (OhSt) 162'9", 4-Pat Herrington (Id St) 162'5", 5-Jo Beth Palmer (Tx) 160'5", 6-Vickilee Cobern (Tx&M) 153'8", 7-Laurie Bush (WashSt) 148'7", 8-Susan Springer (Cal) 147'11", 9-Paula McGuire (Ga) 147'9", 10-Karlyn Gansel (UtahSt) 147'8", 11-Lisa Naumann (IndSt) 139'6".

**Javelin Throw**, 1-Lorri Kokkola (Tx) 170'9", 2-Kristen Engle (Cal) 170'7", 3-Debra Williams (Mich) 167'6", 4-Mary Chrobak (Tx) 156'0", 5-Nancy Raczka (Fl) 154'2", 6-Melanie Heitman (IowaSt) 154'1".

**High Jump**, 1-Carolyn Ford (Lamar) 6'0", 2-Maria Zanandrea (BYU) 5'10", 3-Melinda Morris (Will) and Joann Bullard (Mich) 5'8", 5-Margaret Woods (Pur) 5'8", 6-(tie) Candy Cashell (UtahSt), Cheri Essman (Wis) 5'8", 8-Kathy Raugust (Cal) 5'8", 9-Lesvia Jackson (Tem) 5'8", 10-Julie Cosgrove (IdSt) 5'6".

**800m Sprint Medley**, 1-Texas (Hollie-Sherfield-Shurr-Coleman) 1:39.92, 2-North Texas State 1:42.20, 3-Illinois 1:42.57, 4-Rutgers 1:42.98, 5-Michigan 1:43.01, 6-Purdue 1:43.55, 7-Western Illinois 1:44.5, Indiana State disqualified.

**1500, Heat 1**, 1-Andrea Marek (Pur) 4:25.72, 2-Rose Thomson (Wis) 4:26.46, 3-Kay Stormo (Iowa) 4:27.36, 4-Alice Trumbly (Cal) 4:27.93, 5-Mary Barrett (Har) 4:28.22, 6-Cynthia Dickson (Mn) 4:31.60, 7-Veegee Elsen (Ill) 4:35.99, 8-Linda Detlefsen (Ga) 4:42.81; **Heat 2**, 1-Debbie Shulte (Prince) 4:25.29, 2-Tara Arnold (Tx) 4:25.23, 3-Susanne Frederick (Mich) 4:25.32, 4-Margaret Spotts (Cal) 4:25.66, 5-Wren Schafer (IaSt) 4:26.30, 6-Becky Cotta (Pur) 4:29.57, 7-Jenny Hayden (Iowa) 4:31.02, 8-Mary Herlihy (Harv) 4:34.13; **FINAL**, 1-Rose Thomson (Wis) 4:18.78, 2-Andrea Marek (Pur) 4:19.85, 3-Susanne Frederick (Mich) 4:20.99, 4-Margaret Spotts (Cal) 4:21.66, 5-Mary Barrett (Harv) 4:25.60, 6-Wren Schafer (IaSt) 4:25.78, 7-Alice Trumbly (Cal) 4:26.36, 8-Debbie Schulte (Prince) 4:27.2.

**100m Hurdles, Heat 1**, 1-Lori Dinello (Fl) 13.29, 2-Raquel Williams (Pur) 13.95, 3-Kathy Borgwarth (Wis) 13.98, 4-Kelley Mathews (IaSt) 13.99, 5-Chandai Phillips (Tx&M) 14.28, 6-Sari Chang (Prince) 14.58, 7-Sally Meinbress (Cal) 14.88; **Heat 2**, 1-Lorna Russell (Pur) 13.74, 2-Danette Oniyemelukwe (Will) 13.91, 3-Antoinette Jackson (OhSt) 13.95, 4-Glenda Truesdale (Tem) 14.06, 5-Stella Edwinston (BYU) 14.11, 6-Konnie Mackey (ColSt) 14.14, 7-Jessica Harris (IllSt) 14.40, 8-Nancy Roeller (IaSt) 15.00; **FINAL**, 1-Lori Dinello (Fl) 13.48, 2-Lorna Russell (Pur) 13.65, 3-Danette Oniyemelukwe (Will) 13.87, 4-Glenda Truesdale (Tem) 14.06, 5-Raquel Williams (Pur) 14.10, 6-Antoinette Jackson (OhSt) 14.11, 7-Kathy Borgwarth (Wis) 14.20, 8-Kelley Mathews (IaSt) 14.34.

**400m, Heat 1**, 1-Merry Johnson (WTx) 52.96, 2-Robbin Coleman (Tx) 52.98, 3-Donithy Jones (OhSt) 53.45, 4-Barbara Wells (IaSt) 53.77, 5-Rolanda Gonda (Ill) 56.79; **Heat 2**, 1-Lori McCauley (Rut) 54.71, 2-Denise Bullocks (IaSt) 54.85, 3-Ella Smith (NTx) 55.61, 4-Susan Bean (Tx) 56.31; **FINAL**, 1-Merry Johnson (WTx) 52.34, 2-Robbin Coleman (Tx) 52.66, 3-Donithy Jones (OhSt) 53.61, 4-Barbara Wells (IaSt) 53.73, 5-Denise Bullocks (IaSt) 53.86, 6-Lori McCauley (Rut) 54.3, 7-Ella Smith (NTx) 55.65, 8-Susan Bean (Tx) 55.9.

**100m, Heat 1** (+2.2mph), 1-Colleen Hanna (IaSt) 11.66, 2-Novaita Samuels (Tx&M) 11.69, 3-Veronica Walker (Ga) 11.78, 4-Sybil Perry (Pur) 11.78, 5-Brigitte Jones (Will) 11.79, 6-Judy Winski (Wis) 12.08, 7-Kana Smith (TxTech) 12.56; **Heat 2**, (+3.1mph), 1-Susan Shurr (Tx) 11.64, 2-Sharon McDonald (NTx) 11.75, 3-Nina Thompson (WichSt) 11.84, 4-Kathy Rankins (Ga) 11.89, 5-Tammy Henderson (WVa) 11.96, 6-Sharon Moultrie (TxTech) 12.01; **FINAL** (+1.5mph), 1-Colleen Hanna (IaSt) 11.73, 2-Susan Shurr (Tx) 11.83, 3-Novaita Samuels (Tx&M) 11.85, 4-Sharon McDonald (NTx) 11.86, 5-Sybil Perry (Pur) 11.89, 6-Veronica Walker (Ga) 12.02, 7-Nina Thompson (WichSt) 12.07, 8-Brigitte Jones (Will) 12.09.

**800m, Heat 1**, 1-Louise Romo (Cal) 2:08.2, 2-Doriane Lambelet (Cor) 2:08.2, 3-Mary Ann Brunner (Wis) 2:09.2, 4-Tara Arnold (Tx) 2:10.2, 5-Wren Schafer (IaSt) 2:11.0, 6-Jo Ann Dohanich (NTx) 2:11.1, 7-Leslie Duck (WashSt) 2:11.5, 8-Suzanne Sheffield (Tx&M) 2:15.2; **Heat 2**, 1-Kay Stormo (Ia) 2:11.1, 2-Marian Kidd (IndSt) 2:11.8, 3-Aisling Mollroy (BYU) 2:11.8, 4-Florence Walker (Tx) 2:12.2, 5-Jymette Bonnavier (Pur) 2:12.9, 6-Mary Turner (Pa) 2:13.7, Sally Rand (ColSt) disqualified; **FINAL**, 1-Louise Romo (Cal) 2:04.39, 2-Doriane Lambelet (Cor) 2:04.67, 3-Kay Stormo (Ia) 2:05.79, 4-Tara Arnold (Tx) 2:07.13, 5-Mary Ann Brunner (Wis) 2:08.10, 6-Marian Kidd (IndSt) 2:08.6, 7-Florence Walker (Tx) 2:10.3, 8-Aisling Mollroy (BYU) 2:15.8.

**400m Hurdles, Heat 1**, 1-Edna Brown (Tem) 57.65, 2-Val Morgan (Ga) 60.77, 3-Chris Davenport (Ia) 60.96, 4-Piper Bressant (Fl) 61.05, 5-Stella Edwinston (BYU) 61.08, 6-Esmeralda Tagaban (IdSt) 61.14, 7-Pam Hall (Ill) 63.25; **Heat 2**, 1-Colleen Williams (Id) 58.89, 2-Konnie Mackey (ColSt) 60.89, 3-Susan Seebers (Fl) 61.43, 4-Kelley Mathews (IaSt) 61.51, 5-Jennifer James (UtSt) 62.43, Sally Meinbress (Cal) did not finish; **Heat 3**, 1-Pat Melton (Yale) 59.35, 2-Sally Anderson (Princ) 60.31, 3-Paula Payne (MonSt) 60.45, 4-Jayne Glade (Ill) 61.54, 5-Cathy Anderson (Mn) 62.79, Ellen Smith (Tx&M) disqualified; **Semi 1**, 1-Edna Brown 58.41, 2-Val Morgan 59.61, 3-Sally Anderson 60.29, 4-Stella Edwinston 60.50, 5-Chris Davenport 60.78, 6-Jayne Glade 60.79, 7-Susan Seebers 61.13, 8-Cathy Anderson 61.70; **Semi 2**, 1-Colleen Williams (Id) 58.49, 2-Pat Melton 59.20, 3-Kelley Mathews 59.40, 4-Konnie Mackey 59.98, 5-Paula Payne 60.16, 6-Piper Bressant 63.09, 7-Jennifer James 63.19; **FINAL**, 1-Edna Brown (Tem) 57.17, 2-Pat Melton (Yale) 57.36, 3-Val Morgan (Ga) 58.16, 4-Colleen Williams (Id) 58.94, 5-Konnie Mackey (ColSt) 59.25, 6-Stella Edwinston (BYU) 59.28, 7-Sally Anderson (Princ) 59.55, 8-Kelley Mathews (IaSt) 61.79.

**200m, Heat 1, (+1.9mph), 1-Novaita Samuels (Tx&M) 23.59, 2-Sharon McDonald (NTx) 23.90, 3-Kim White (Cal) 23.92, 4-Donithy Jones (OhSt) 23.97, 5-Wanda Harris (Ark) 24.61, 6-Brenda Kazinec (Mich) 24.74, 7-Judy Winski (Wis) 24.78; Heat 2, (+4.0mph), 1-Merry Johnson (WTx) 23.60, 2-Susan Shurr (Tx) 23.85, 3-Sybil Perry (Pur) 23.92, 4-Colleen Hanna (IaSt) 23.97, 5-Nina Thompson (WicSt) 24.30, 6-Sandy Heinrich (WashSt) 24.64; FINAL, 1-Merry Johnson (WTx) 23.57 (+1.9mph), 2-Novaita Samuels (Tx&M) 23.62, 3-Donithy Jones (OhSt) 23.76, 4-Susan Shurr (Tx) 23.79, 5-Colleen Hanna (IaSt) 23.95, 6-Sybil Perry (Pur) 24.05, 7-Kim White (Cal) 24.07, 8-Sharon McDonald (NTx) 24.11.**

**3200m Relay, Heat 1, 1-Texas 8:52.43, 2-Moorhead State 8:54.20, 3-Rutgers 8:57.43, 4-Georgia 8:58.98, 5-Texas A&M 9:04.64; Heat 2, 1-Wisconsin 8:51.47, 2-Purdue 8:52.15, 3-Arkansas 8:55.19, 4-Illinois 9:01.32, 5-Indiana State 9:24.1; FINAL, 1-Texas (neugebauer-Coleman-Walker-Arnold) 8:39.67, 2-Wisconsin 8:39.71, 3-Purdue 8:42.21, 4-Rutgers 8:46.68, 5-Illinois 8:47.53, 6-Arkansas 8:48.24, 7-Moorhead State 8:53.89, 8-Georgia nt.**

**5000m, 1-Midde Hamrin (Lamar) 16:03.75, 2-Wendy Van Mierlo (IllSt) 16:12.81, 3-Carey May (BYU) 16:14.18, 4-Nan Doak (Iowa) 16:39.00, 5-Alanna McCarthy (Pur) 16:41.55, 6-Patsy Sharples (Id) 16:46.33, 7-Ann Henderson (ClevSt) 17:12.1, 8-Beth Farmer (Fl) 17:15.5, 9-Susan Alm (Mn) 17:29.9, 10-Patty Houseworth (Sill) 17:48.5, 11-Riva Gensib (Pa) 17:57.3, 12-Barbara Collinsworth (Tx&M) 18:10.7, 13-Deirdre Hathorn (Mont) 18:21.2.**

**1600m Relay, 1-Texas (Sherfield-Walker-Bean-Coleman) 3:37.66, 2-California 3:40.08, 3-Iowa State 3:40.57, 4-Texas A&M 3:41.63, 5-Princeton 3:42.37, 6-Western Illinois 3:42.56, 7-Arkansas 3:43.75.**

**Heptathlon, 1-Kathy Raugust (Cal) 5514, 2-Kathy Gillespie (Ia) 5384, 3-Kathy Borgwarth (Wis) 5286, 4-Chris Viguie (Cal) 5161, 5-Denise Armstrong (Tx) 5002, 6-Jan Wacaser (Ill) 4954, 7-Melody Middleton (Mich) 4949, 8-Janet Adams (Ia) 4937, 9-Becky Gervase (IllSt) 4913, 10-Christina Schriver (TowsonSt) 4829, 11-Rene Bumgarner (WichitaSt) 4780, 12-Wendy Limbaugh (UtahSt) 4711, 13-Paula Oas (Mn) 4581.**

**Shot Put, (Qualifying), 1-Sandy Burke (NE) 50'9", 2-Nini Davis (StJ) 50'3", 3-Gail Koziara (Dart) 48'11", 4-Julie Jones (BYU) 48'7", 5-Early Douglas (TxTech) 48'6", 6-Sue Doucette (IdSt) 48'2", 7-Jackie Bland (ETnSt) 48'0", 8-Gail Smith (Iowa) 47'10", 9-Sharon Mitnik (Tem) 47'8", 10-Karen Nitsch (Wis) 46'7", 11-Jo Beth Palmer (Tx) 46'9", 12-Carrie Albano (MonSt) 46'2", 13-Debbie Lombardi (WashSt) 46'0", 14-Carol Halland (MonSt) 44'11", 15-Penny Neer (Mich) 42'3", 16-Nadine Cox (OhSt) 42'1"; FINAL, 1-Sandy Burke (NE) 52'2", 2-Nini Davis (StJ) 50'9", 3-Early Douglas (TxTech) 49'5", 4-Sharon Mitnik (Tem) 49'3", 5-Jackie Bland (ETnSt) 48'9", 6-Gail Koziara (Dart) 48'9", 7-Jo Beth Palmer (Tx) 48'1", 8-Karen Nitsch (Wis) 47'8", 9-Gail Smith (Iowa) 47'3", 10-Sue Doucette (IdSt) 46'6", 11-Carrie Albano (MonSt) 45'4", 12-Julie Jones (BYU) 38'5".**

**400m Relay, 1-Texas (Denny-Sherfield-Bean-Shurr) 46.04, 2-Arkansas 46.10, 3-Georgia 46.17, 4-Michigan 46.58, 5-Texas A&M 46.61, 6-Western Illinois 47.01, 7-Washington State 47.06, 8-Indiana State 47.20.**

**3000m, 1-Andrea Marek (Pur) 9:16.18, 2-Margaret Wynne (Yale) 9:17.20, 3-Cathy Branta (Wis) 9:18.0, 4-Wendy Van Mierlo (IllSt) 9:20.0, 5-Lisa Larsen (Mich) 9:30.03, 6-Jodi Hershberger (Iowa) 9:38.39, 7-Robin Wolfe (ColSt) 9:42.43, 8-Lynn Jennings (Princ) 9:47.05, 9-Jenny Spangler (Iowa) 9:47.3, 10-Janell Neeley (BYU) 9:47.3, 11-Catherine Hunter (IaSt) 9:48.8, 12-Ann Henderson (ClevSt) 9:51.1, 13-Alanna McCarthy (Pur) 9:55.1.**

**10000m, 1-Midde Hamrin (Lamar) 33:37.7, 2-Beth Farmer (Fl) 34:46.5, 3-Marianne Dickerson (Ill) 34:49.0, 4-Kim Bird (ETnSt) 34:53.8, 5-Jenny Spangler (Iowa) 35:01.4, 6-Christine Reid (Will) 35:10.2, 7-Marilee Matheny (Tx&M) 35:33.5, 8-Margaret Davis (IaSt) 36:03.2, 9-Bridgette Baker (Mon) 36:05.2, 10-Melanie Weaver (Mich) 36:05.5, 11-Julie Shouer (Will) 36:06.4, 12-Gretchen Gobel (Mon) 36:18.1, 13-Patty Houseworth (Sill) 36:44.1, 14-Any Laffoon (IdSt) 37:20.1, 15-Beth Sheridan (OhSt) 37:21.0, 16-Ann Novak (IaSt) 37:28.3, 17-Tracy Wong (Tx) 38:19.7, 18-Noreen Shea (UtahSt) 38:29.6, 19-Kathy Warlow (WVa) 38:35.8, 20-Anne Hicks (IaSt) 38:39.9, 21-Maria Tilman (Ark) 39:01.1, 22-Anne Dobrowolski (Iowa) 39:01.9, 23-Barbara Boileau (UtahSt) 39:18.6, 24-Francine Sandoval (IaSt) 41:06.2.**

**Scores, 1-Texas 82, 2-California 44, 3-Wisconsin 42, 4-Purdue 42, 5-Michigan 35, 6-Lamar 30, 7-Iowa State 26, 8-Florida 24, 9-BYU 23, 10-Iowa and Texas A&M 21, 12-North Texas and West Texas 20, 14-Georgia and Ohio State**

19, 16-Temple 18, 17-Illinois 17, 18-Yale 16, 19-Western Illinois 14, 20-Illinois State 12, 21-Northeastern 10, 22-Arkansas and Rutgers 9, 24-Cornell and St. John's 8, 26-Texas Tech 7, 27-East Tennessee State 6, 28-Idaho 5, 29-Idaho State 4, 30-Colorado State, Princeton and Harvard 2, 33-Dartmouth and Indiana State 1, 35-Utah State 1/2.

# It's Your Life. Run It!



## On Running & Fitness Day.

Take Charge of Your Life!

Join hundreds of thousands of Americans in a nationwide celebration of running and the fun of exercise.

For more information about Running & Fitness Day events in your area, write or call the American Running & Fitness Association, 2420 K St., N.W., Washington, D.C. 20037, (202) 965-3430.

## Running & Fitness Day, Oct. 9, 1982

## ALL-AROUND THROWER

As far as we can determine, the following athletes rank as the best All-Around Throwers (S-D-J) in the USA for 1982. If you have a candidate, submit her shot-discus-javelin marks (with verification) and we'll see who is our best thrower. Marks listed here are those reported to 6 June.

<u>1-Cindy Crapper (Ky/GB)</u>	<u>8-Nini Davis (St.John's)</u>
48' 11	51' 4 $\frac{1}{2}$
160' 2	144' 6
181' 10	127' 7
386' 0	323' 5 $\frac{1}{2}$
<u>2-Carol Gady (Stanford)</u>	<u>9-Pia Iacova (Alabama)</u>
50' 0	47' 5 $\frac{1}{2}$
179' 0	172' 1
137' 8	95' 5
366' 8	314' 11 $\frac{1}{2}$
<u>3-Cecil Hansen (Ok/Nor)</u>	<u>10-Kris Benzie (N.Dak.St)</u>
51' 10	41' 7 $\frac{1}{2}$
136' 6	130' 9
145' 4	134' 5
333' 8	306' 9 $\frac{1}{2}$
<u>4-Jody Smith (West Virginis)</u>	<u>11-Lint (SW State Univ)</u>
45' 9	40' 9 $\frac{1}{2}$
153' 5	138' 6
134' 0	122' 11
333' 2	302' 2 $\frac{1}{2}$
<u>5-Sarah Albers (N.Colo)</u>	<u>12-Pat Thomas (Prairie V)</u>
44' 8 $\frac{1}{2}$	44' 4 $\frac{1}{2}$
142' 4	126' 5
142' 9	114' 0
329' 9 $\frac{1}{2}$	284' 9 $\frac{1}{2}$
<u>6-Pam Schmidt (Midland, Nb)</u>	<u>13-Robin Small (Nb)</u>
42' 9	49' 8
146' 11	167' 5
135' 5	35' 3
325' 1	252' 4
<u>7-Jo Beth Palmer (Texas)</u>	
49' 4 $\frac{1}{2}$	
159' 2	
116' 2	
324' 8 $\frac{1}{2}$	

### FLASH - 5000 WORLD RECORD TO DECKER

Eugene, Oregon, June 5:--Mary Decker-Tabb returned to the track with a flourish as she set a world record for the 5000 meter run at the Prefontaine Classic in Eugene. Decker's time of 15:08.2 broke the mark set earlier this year by New Zealand's Anne Audain of 15:13.22. Runner-up Paula Fudge of England was also under the old mark at 15:10.63. Details in next month's issue.

## BEAVER TRACK CLUB INVITATIONAL

Corvallis, Oregon, May 27:--Kathy Picknell tossed the discus 190'10 for a lifetime best and moved to the number three position on the All-Time USA List to highlight the staging of the Beaver TC Invitational on the Oregon State field.

Lee Ballenger won a good competitive 800 and Mery Decker-Tabb returned to the scene with an easy 4:31.8 win in the mile. Decker pulled Debbie Eide, Ranza Clark, Eryn Forbes and Rosa Gutierrez to lifetime bests with Eide now #30, Clark #36 and Forbes #46 on the All-Time US Top 50 List.

**RESULTS:** 3000, 1-Allison Snow (Ore) 9:54.0, 2-Joanne Lahti (OreSt) 10:01.2; HJ, 1-Sue Blake (OreSt) 5'11, 2-Cindy Greiner (OreSt) 5'9; 400, Shavon Dennis (OreSt) 55.48; 800, 1-Lee Ballenger (AW) 2:07.68, 2-Cathie Twomey (AW) 2:08.40, 3-Claudette Groenendaal (Ore) 2:09.96; DT, 1-Kathy Picknell (OreTC) 190'10, 2-Karen McDoanld (Ore) 173'0, 3-Melanie Morrison (Ore) 148'8; 200, 1-Asa Pennington (Ore St) 24.44, 2-Lexie Miller (Ore) 24.87; SP, Kathy Picknell (OreTC) 49'10; Mile, 1-Mary Decker-Tabb (AW) 4:31.8, 2-Debbie Eide (OreTC) 4:42.3, 3-Ranza Clark (Ore) 4:42.8, 4-Eryn Forbes (Ore) 4:45.2, 5-Rosa Gutierrez (Ore) 4:48.6; 4x400, Oregon (Fritzon-Miller-Warren-Massey) 3:48.2.



## WOMEN'S TRACK & FIELD WORLD

★ ★ ★ ★

THE ONLY PUBLICATION IN THE WORLD DEVOTED EXCLUSIVELY TO WOMEN'S TRACK AND FIELD ...

- RESULTS
- FEATURES
- STATISTICS
- PHOTOS
- TECHNIQUE

AND MUCH, MUCH MORE.

★ ★ ★ ★

PUBLISHED MONTHLY

TO: WTFW Regular  
P. O. BOX 371 Subscription  
CLAREMONT CA 91711 \$14.00

PLEASE RUSH ME A ONE-YEAR SUBSCRIPTION AT \$14. SAVE \$4 OFF NEWSSTAND PRICE.

NAME \_\_\_\_\_

ADDRESS \_\_\_\_\_

CITY \_\_\_\_\_

STATE \_\_\_\_\_

ZIP \_\_\_\_\_

TO: WTFW Athlete's  
P. O. BOX 371 Subscription  
CLAREMONT CA 91711 \$12.00

PLEASE RUSH ME A ONE YEAR SUBSCRIPTION AT \$12. I AM A MEMBER OF THE FOLLOWING SCHOOL OR CLUB TEAM:

TEAM \_\_\_\_\_

NAME \_\_\_\_\_

ADDRESS \_\_\_\_\_

CITY \_\_\_\_\_

STATE \_\_\_\_\_

ZIP \_\_\_\_\_

Canada and Mexico, add \$2.00.  
Other foreign countries, add \$6.00.

## Whole Life Runner



"Whole Life Runner is rustic in appearance but spirited in content... You've done masterful work." -- Joe Henderson

"I really enjoyed the initial issue-particularly your interview with Gary Fanelli... I respect him as well as your magazine. Please keep it coming." -- Bob Wischnia, senior editor, Runner's World

"Enjoyed the issue. Makeup needs improvement, otherwise great. Keep breathing." -- Walt Stack

**WHOLE LIFE RUNNER** looks rustic--it's true. And we'll keep it that way because we believe runners want "plain living and high thinking" and not the other way around.

User reviews, training, interviews, diet, psychology: Body, mind, spirit integrated more and more for a long and happy running and living career.

Whole Life Runner  
\$7/year (quarterly)  
14618W Tyler Foote Rd.  
Nevada City, CA 95959

In a few weeks, the USA will be meeting East Germany in their country. Do you believe the East Germans are ready for us? Their season has only just begun, but their early results would indicate some quality training is needed by our athletes to compete evenly with them. Here's some of their early results:

Barbel Wockel, the Olympic 200 meter champion, whipped world record holder Marlies Gohr in the 100, 10.99 to 11.03. Wockel came back the next day and downed world 400 meter record holder Marita Koch over 400m, 49.56 to 49.87. Other performances include:

800, Steuk 1:59.77, Giggel 2:01.47; 3000, Bruns 8:54.09, Riemann 8:55.64; LJ, Schima 22'4 $\frac{1}{2}$ ; SP, Slupianek 70'9 $\frac{1}{2}$ , Pufe 67'2; JT, Richter 207'3, Hommola 200'3; HJ, Kirst 6'5 $\frac{1}{2}$ , Hirschke 6'3 $\frac{1}{2}$ , Bienias 6'3 $\frac{1}{2}$ ; 100H, Gartz 12.77; DT, Muller 211'3; 400H, Uibel 55.88, Fiedler 56.30.





## PACIFIC COAST INVITATIONAL

By G. David Brown

Berkeley, California May 14:—Cal Berkeley was once again host of a day of world class performances and national bests in their Pacific Coast Invitational.

Stephanie Hightower, LA Naturite TC, must find the Edwards Stadium her particular lieu. Last April, Hightower ran to a world best at the "Meet of Champions". Today she lowered that mark to 12.95, barely missing Deby LaPlante's 100m hurdle record of 12.86. Still this performance was a disappointment to Hightower. Coming out of the blocks, she stumbled and trialed UTEP's Kim Turner during the early part of the race. "I was glad that did happen", she said, "because I had to play catchup. I had to run the entire race all out. If I hadn't fallen out of the blocks, I would have been in the 12.8's. I'm mad now."

Leann Warren, Oregon, won the 800, but she must have had visions of her last effort at Edwards Stadium. In that race, Warren fell during the first lap and was unable to finish. This time, she did it differently and was content to let the others do all the work and then emerge quickly to take the lead at the head of the home straight. Front running Regina Jacobs of Stanford took the lead as she likes to do, but faded at the end. After the race, Warren commented, "I like to kind of sit back. Normally, I'm not afraid to go out the first lap, but I've been sick for about two weeks, and held back to see if I'm ready to run again. This race showed I'm on the comeback trail." Second in the race was New York prepster Dianne Richburg whose time of 2:05.0 was the fastest prep time this year to date.



CAROL URISH (left) won the 5000 with a PR of 16:00.1 and Cathy Twomey (right) took the 3000 with a lifetime best of 8:58.0 at the Pacific Coast Invitational. (Jeff Johnson).

Veteran Alice Trumbly, California, took the early lead in the 1500 and managed to turn in a PR of 4:23.5, but it wasn't good enough as Oregon's Claudette Groendahl kicked past for a 4:20.1 winning time. Oregon's Karen Drake was third in 4:25.0.

Carol Urish proved that being in your 30's doesn't inhibit your running. Urish of the Houston Harriers, followed Stanford's Michelle Mason and Washington's Karen Petley for a couple of laps, then took off and with a series of 76-78 laps, finished with a personal best at 16:00.1. Petley was next half a minute behind in 16:32.4 with Mason third. Urish commented, "I'm very pleased. I was ready for a good race." Urish will run the 10k at the TAC Championships and is eventually aiming for the marathon at the 84 Olympics.

The 3000 brought together an excellent field of distance runners including Cathey Twomey (9:03.75), Kathy Hayes of Oregon (9:07.94), Julie Shea (9:08.18), Ceci Hopp, Regina Joyce, Washington, the current collegiate record holder. Also in the race was Canada's Geri Fitch. Joyce, Twomey, Fitch and Hopp battled the first part of the race, but finally it was just Twomey and Fitch with Twomey winning it by three-tenths of a second, 8:58.0 to 8:58.3. Joyce was third and brought her collegiate mark down to 8:59.7. "Dynamite! I was hoping that would happen!", the elated Twomey blurted out after the race. "I did not feel good. The entire Oregon team has the flu. I think it's from living in that stupid valley! I felt tired and weak." Commenting about Joyce's race, Twomey added, "Today Regina had an excellent race. I give her credit for the time. That was a strong field today!"

Fitch was also ecstatic. Her time was the best by a Canadian for many years and 10 seconds under her PR. "You can come down here and know you'll get a good race. The 3000 has a lot of good competition this year. It's very competitive throughout the world." Fitch said she feels the most pressure when running in Canada. In American races, she can relax more and is able to perform better. Fitch has run the 5000 in 15:58 and covered the 10k on the road in 33:30.

Tammy Etienne of the Dallas Metroplex Striders, former Texas hurdler, flew to a 56.67 clocking for the 400m event, the fastest time in the US to date this year. "I was really happy with the time. I felt everything was really going smooth. The American record is my goal. It's something to go after."

Other national bests came in the 400m relay and the 10000. Florida State's team of Angela Wright, Marita Payne, Randy Givens and Alice Bennett clocked a 44.19, the third best collegiate time.

Kim Schnurpfeil, Stanford, had the hardest race of the day as she was forced to lead the 10k from start to finish. She ran 80-82 nearly all the way and had mile splits of 5:15, 10:41, 16:07, 21:30, 26:57 and 32:25 with a 10k time of 33:41.0. This makes her the #3 American and the second best collegian.

Jody Anderson, LA Naturite, the American record holder in the long jump, ran in the 100 and the 4x100, but was watched by the spectators not for her running, but for having just been seen as "Pooch" in "Personal Best".

RESULTS: SP, 1-Jennifer Smit (UTEP) 48'4½, 2-Quenna Beasley (Ore) 48'1½, 3-Carol Cady (St) 47'7; HJ, 1-Suzanne Lortentzon (UTEP) 6'0, 2-Maria Zanandrea (BYU) 6'0, 3-Linda McCurdy (UTEP) 5'10; 10000, 1-Kim Schnurpfeil (St) 33:41.0, 2-Ann Locke (St) 36:15.3; 1000, 1-Stephanie Hightower (LA N) 12.95, 2-Kim Turner (UTEP) 12.8, 3-Pam Page (LAN) 13.59, 4-Kris Costello (Ore) 13.5, 5-Connie Mackey (ColSt) 14.14; JT, 1-Lynda Hughes (Ore) 181'3, 2-Patty Kearney (OreTC) 178'10, 3-Roz Rouse (Ore) 162'9, 4-Sally Harmon (Ore) 158'2, 5-Kristen Engle (Cal) 156'0, 6-Coralisa Howard (US Army) 152'7; LJ, 1-Lorraine Ray (StanTC) 19'7½, 2-Alice Bennett (FlSt) 19'5½; 5000, 1-Carol Urish (HH) 16:00.1, 2-Karen Petley (Wash) 16:32.4, 3-Michelle Mason (St) 16:38.7, 4-Cynthia Nagle (Claremont-Scripps) 16:39.3; 4x100, 1-Florida State 44.19, 2-LA Naturite 44.52, 3-Washington State 46.8; 1500, 1-Claudette Groendahl (Ore) 4:20.1, 2-Alice Trumbly (Cal) 4:23.5, 3-Karen Drake (Ore) 4:25.0, 4-Cheryl Livingston (WashSt) 4:29.1, 5-Michelle Hopper (MedTC) 4:33.0; 400, 1-Charmaine Crooks (UTEP) 52.56, 2-Angela Wright (FlSt) 53.14, 3-Yvonne Hannus (StTC) 55.04, 4-Louise Romo (Cal) 55.67; 100, 1-Dianne Williams (LAN) 11.47 (11.21hw), 2-Marita Payne (FlSt) 11.57, 3-Jackie Pusey (LAN) 11.83, 4-Bea Reese (UTEP) 12.02, 5-Jodi Anderson (LAN) 12.15, (Note-Randy Givens ran 11.28w in heat, did not run final); DT, 1-Julie Hansen (Un) 177'11, 2-Karen McDonald (Ore) 171'3, 3-Carol Cady (St) 169'11, 4-Karlyn Gansel (UtahSt) 156'11, 5-Andrea Heilman (Ore)

156'7, 6-Quenna Beasley (Ore) 153'6, 7-Laurie Bush (WaSt) 152'7; 800 (First section), 1-Monika Osterlin (GazInt) 2:10.7, 2-Sally Rand (ColSt) 2:10.7; (Second section), 1-Leann Warren (Ore) 2:03.9, 2-Dianne Richburg (GazInt) 2:05.0, 3-Ovrill Brown (FlSt) 2:05.2, 4-Ranza Clark (Ore) 2:05.6, 5-Rochelle Collins (UTEF) 2:07.8, 6-Debbie Campbell (Canada) 2:07.9, 7-Susan Gregg (Wa) 2:08.0, 8-Sandra Gress (Wa) 2:08.0, 9-Aisling Molloy (BYU) 2:08.9, 10-Colleen Richardson (Wa) 2:10.0, 11-Regina Jacobs (St) 2:11.5; 400H (First section), 1-Angela Williams (Hawaii) 59.83, 2-Lisa Nicholson (Ore) 60.17, 3-Laurie Coaston (Wa) 60.99; (Second section), 1-Tammy Etienne (MetSt) 56.67, 2-Tonja Brown (FlSt) 58.44, 3-Marleen Harmon (LAN) 58.55, 4-Sandra Farmer (LAN) 58.58, 5-Colleen Williams (Idaho) 59.64, 6-Connie Mackey (ColSt) 60.64; 3000, 1-Cathey Twomey (AW) 8:58.0, 2-Geri Fitch (Can) 8:58.3, 3-Regina Joyce (Wa) 8:59.7, 4-Julie Shea (AW) 9:05.7, 5-Debbie Eide (Ore TC) 9:06.7, 6-Eryn Forbes (Ore) 9:07.5, 7-Ceci Hopp (St) 9:10.8, 8-Rosa Gutierrez (Ore) 9:21.9; 200, 1-Randy Givens (FlSt) 22.8, 2-Rosalyn Bryant (LAN) 23.7, 3-Jeannie Warren (UTEF) 23.7, 4-Kim White (Cal) 24.1; 4x400, 1-Washington (Coaston-Coaston-Gregg-Richardson) 3:41.8, 2-Unattached (Culbert-Brown-Meinbress-Romo) 3:42.9.

## NEBRASKA BIG-8 CHAMP

Norman, Oklahoma, May 14/15:-Things went pretty much according to form at the Annual Big-8 Championships. Nebraska won the team title as expected, Merlene Ottey won both dashes as expected, Kellie Cathey won the two long runs as expected, Oklahoma was second as expected and there were some outstanding marks - as expected.

Ottey sped to times of 11.33 and 22.63 to win the sprints and added the anchor leg of the 4x100 which won in a swift 44.1 plus the anchor 400 of the sprint medley which was won in the nation's fastest time to date, 1:38.7. Kellie Cathey won the 10000 by more than FOUR minutes in 33:16.2 and took the 5k by nearly a minute. Annette Tannander, Colorado, had a good heptathlon score of 5671 to win over Oklahoma's Renee Nickles who tallied 5431. Tannander downed Nickles in four of the seven events, losing her pet event, the high jump, to the Sooner performer. Nickles was hot in the verticle jump, however, as she returned to win the open jump at 6'0. Team-mate Jane Clough also cleared 6'0 in second position.

Halcyon McKnight, Kansas, finally had a good long jump that was not wind-aided. Her mark of 21'5½ was more than a foot better than runner-up Kelly Wenlock. Missouri's Rosalyn Dunlap clocked 52.44 to win the 400 over a fast field.

Nebraska's Robin Small took the discus with a good throw of 167'5 and put the shot 49'8 for second. She then took up the javelin to get into the U. S. A: Best 'All-Around' weight person and tossed the spear 14½ feet LESS than she had thrown the shot!

RESULTS: 4x800, 1-Nebraska (Pugh-Hartso-Stricker-Essington) 8:59.7, 2-Iowa State 9:04.6, 3-Kansas 9:08.3; SMed, 1-Nebraska (James-Powell-Blanford-Ottey) 1:38.7, 2-Missouri 1:40.2, 3-Iowa State 1:41.7, 4-Kansas 1:45.3; JT, 1-Debbie Smallwood (OkSt) 146'8, 2-Nancy Kindig (Nb) 145'4, 3-Cecil Hansen (Ok) 145'4; 10000, 1-Kellie Cathey (Ok) 33:16.2, 2-Ann Hicks (IaSt) 37:17.2; SP, 1-Cecil Hansen (Ok) 51'10, 2-Robin Small (Nb) 49'8, 3-Stine Lerdahl (Kan) 47'11; 3000, 1-Andrea Fisher (Mo) 9:14.95, 2-Sabrina Dornhoefer (Mo) 9:48.70, 3-Catherine Hunter (IaSt) 9:49.21; IJ, 1-Halcyon McKnight (Kan) 21'5½, 2-Kelly Wenlock (Kan St) 20'¾, 3-Kim Jones (Kan) 19'7¾, 4-Sherifa Sanders (Ok) 19'7¾, 5-Kellie Eubanks (Mo) 19'5¾, 6-Rhonda Blanford (Nb) 19'1; 4x100, 1-Nebraska (James-Powell-Blanford-Ottey) 44.1, 2-Oklahoma 46.0, 3-Kansas 46.1, 4-Iowa State 46.3; 1500, 1-Wren Schafer (IaSt) 4:24.16, 2-Andrea Fischer (Mo) 4:25.65, 3-Sara Stricker (Nb) 4:35.11, 4-Sharon Hulse (Col) 4:35.46, 5-Catherine Hunter (IaSt) 4:35.58; 100H, 1-Rhonda Blanford (Nb) 13.63, 2-Sherifa Sanders (Ok) 13.84, 3-Kelly Mathews (IaSt) 14.01, 4-Shari Pendleton (Nb) 14.09; 400, 1-Rosalyn Dunlap (Mo) 52.44, 2-Denise Bullocks (IaSt) 53.25, 3-Lorna Tucker (Kan) 53.40, 4-Sumetia Welle (IaSt) 53.51, 5-Annette Campbell (Ok) 53.56; 100, 1-Merlene Ottey (Nb) 11.33, 2-Alicia McQueen (Nb) 11.76, 3-Felicia Moore (Ok) 11.84, 4-Colleen Hanna (IaSt) 11.87, 5-Deborah James (Nb) 11.98; Hept, 1-Annette Tannander (Col) 5671 (14.4-37'6-57'4-25.98-19'0¼-151'0-2:23.92), 2-Renee Nickles (Ok) 5341 (5'9¼), 3-Marjan Goedhart (Nb)



Big-8 10000 and 5000 champ KELLIE CATHEY of Oklahoma. (Bill Leung, Jr, photo).

5209, 4-Bev Mortimer (Kan) 5017, 5-Linda Spent (Mo) 5016; 800, 1-Tami Essington (Nb) 2:07.16, 2-Maureen Houghton (Ok) 2:07.48, 3-Lynn Biggs (Mo) 2:09.47, 4-Wren Schafer (IaSt) 2:09.91, 5-Dawn Taylor (Col) 2:10.27; 400H, 1-Kelly Mathews (IaSt) 59.84, 2-Brenda Allwine (Ok) 60.60, 3-Felicia Moore (Ok) 61.24; DT, 1-Robin Small (Nb) 167'5, 2-Mary Hyden (Mo) 165'0, 3-Karen Wood (Nb) 154'8, 4-Becky McGranahan (Kan) 152'0, 5-Jorunn Tangen (Ok) 150'0; 200, 1-Merlene Ottey (Nb) 22.63, 2-Alicia McQueen (Nb) 24.13, 3-Colleen Hanna (IaSt) 24.64; 5000, 1-Kellie Cathey (Ok) 16:41.09, 2-Janel LeValley (KanSt) 17:22.01, 3-Sabrina Dornhoefer (Mo) 17:35.49; HJ, 1-Renee Nickles (Ok) 6'0, 2-Jane Clough (Ok) 6'0, 3-Lisa Greenfield (Col) 5'11, 4-Sally McCarthy (Ok) 5'8½, 5-Helen Ogar (Mo) 5'8½, 6-Beets Kolaric (KanSt) 5'8½; 4x400, 1-Kansas (Smitherman-Taylor-McKnight-Tucker) 3:41.3, 2-Oklahoma 3:42.3, 3-Missouri 3:48.8, 4-Nebraska 3:48.9; Scores, 1-Nebraska 145, 2-Oklahoma 127, 3-Iowa State 112, 4-Missouri 94, 5-Kansas 73, 6-Kansas State 25, 7-Colorado 24, 8-Oklahoma State 15.



1982 runners toe the line at the start of the Fourth Annual Avon 10k in Kansas City, April 25. The winner was Nancy Konz in a course record of 34:04. (Janeart, LTD)

## SACRAMENTO WINS GOLDEN STATE

Hayward, California, May 15:--Sacramento State ended Cal State Hayward's reign as champions of the Golden State Conference, and they did it by a big score - 202 points to 155 for the defending Division III National Champions.

At first glance, one wonders how the Hornets did it. They were shut out in the 10000 and 5000. They were practically shut out in the weights as only two fifth places (shot and discus) by Monica Silbas saved a blank. They won only one field event, the high jump. Not much better in the 3000 (a second). A little better in the 1500 (1-3) and 800 (2-4), BUT Sacramento was 1-2-3 in the 100 hurdles, 1-2 in the 400 hurdles, 1-3-4 in the 100, 1-2-4-6 in the 200 and numero uno in both relays plus winning the 400.

Double winners during the day were Sacramento's Donna Carley in the sprints, UC Davis' Patti Gray in the 3000 and 5000, and Hayward's Glenda Ford in the shot and discus.

RESULTS: 10000, Linda Sommers (UCD) 35:35.9; SP, 1-Glenda Ford (CSH) 43'11½; JT, Elaine Sundby (CSH) 159'2; LJ, Teri Serrano (UCD) 19'0½; 5000, 1-Patti Gray (UCD) 17:03.5, 2-Linda Somers (UCD) 17:38.7; 4x100, 1-Sacramento (Banks-Moore-Gilmore-Carley) 46.1, 2-Hayward 47.3; 1500, 1-Mary Ann Scannell (Sac) 4:37.0, 2-Pam Bowers (Hay) 4:40.4; 400, 1-Bobbie Gilmore (Sac) 54.0, 2-Valerie Duncan (SF St) 55.9, 3-Delphinia Banks (Hay) 56.0; 100, Donna Carley (Sac) 11.7; DT, 1-Glenda Ford (Hay) 156'1, 2-Diane Oswalt (Hay) 153'10, 3-Wendy Robinson (Chico) 146'4; 800, Frannie Castro (Hay) 2:11.6; 400H, Nancy Wallace (Sac) 62.2; 200, 1-Donna Carley (Sac) 23.6, 2-Bobbie Gilmore (Sac) 24.0, 3-Valerie Duncan (SF St) 24.5; 3000, 1-Patti Gray (UCD) 9:59.1, 2-Mary Ann Scannell (Sac) 10:00.2; 4x440, 1-Sacramento 3:51.1, 2-Hayward 3:53.1; Hept, 1-Natalie Day (Sac) 4646, 2-Pam Gordon (Sonoma) 4362; Scores, 1-Sacramento 202, 2-Hayward 155, 3-UC Davis 95, 4-Chico 39, 5-Humboldt 26, 6-Sonoma State 19, 7-San Francisco State 14, 8-Stanislaus State 8.



JANE FREDERICK set a new American heptathlon record at Gotzis, Austria, with 6423 points.

## AR FOR FREDERICK AT GOTZIS

Gotzis, Austria, May 22/23:--Jane Frederick upped her American heptathlon record to a healthy 6423 points while winning the Gotzis International Heptathlon over a fine field. Frederick had 118 point margin over East Germany's Anke Vater. Twenty one athletes completed the seven event contest.

All of Frederick's marks were good. She opened with 13.81 for the 100m hurdles. Canada's Jill Ross-Giffen was the only participant with a faster time at 13.57. Frederick's mark in the shot was 49'6½, best of the competition. Her high jump was 5'11½, one inch lower than Poland's Malgorzata Novak. She completed the first day with a 24.81 200 and led with 3702 points to 3672 for Vater, 3650 for Novak and 3607 for the Soviet's Valentina Kurotschkiha.

Vater made a move in the long jump as the second day began with a wind-aided jump of 21'¾ to 20'¾ for Frederick, but the game was over after the javelin as Frederick threw best of the competition at 158'4. Vater could muster only 116'9, one of the competition's worst marks. Vater did return to spin a 2:09.96 800, but Frederick responded with a not too bad 2:12.84 and the new American record.

1-Jane Frederick (USA) 6423 (13.81-49'6½-5'11½-24.81-20'¾-158'4-2:12.84), 2-Anke Vater (DDR) 6305 (13.84-45'5-5'11½-24.36-21'¾-116'9-2:09.96), 3-Malgorzata Novak (Pol) 6149 (14.09-46'11½-6'0½-24.82-20'2½-143'6-2:24.27), 4-Valentina Kurotschkiha (SU) 6117 (23.81-44'4½-5'10½-19'11½-2:15.88, 5-Jill Ross-Giffen (Can) 6110 (13.57-38'11-5'8½-24.18-20'¾-123'2-2:11.15), 6-Tatyana Potapova (SU) 6009, 7-Glynis Nunn (Aus) 5935, 8-Olga Yakovleva (SU) 5923, 9-Tineke Hidding (Hol) 5907, 10-Kristine Tannander (Swe) 5893.



## EASTERN OKLAHOMA NJCAA CHAMP

San Angelo, Texas, May 20/22:--Allison Dotson led her Eastern Oklahoma team to the NJCAA title with four gold medals. Dotson won the two sprints in swift times of 11.60 and 23.73 and anchored both winning relay teams. Debbie Simecek-Beatty of Mt. Hood CC, Oregon, won the 800 and 1500 as her team was second in the scoring. There was one other double winner, Michelle "Mickey" Doane of Golden Valley Lutheran who captured the 3000 and 5000 and was second in the 1500. Thirty nine teams scored in the competition.

RESULTS: 4x100, 1-Eastern Oklahoma (Smith-Harris-Norman-Dotson) 47.70, 2-Dodge City CC 48.21; LJ, 1-Annette Harris (Paris, Tx) 19'5, 2-Tanya Johnson (Barton County, Ks) 19'4, 3-Sonja Wortham (Phoenix) 19'1½; HJ, Lisa Beck (ND St) 5'6½; 1500, 1-Debbie Simecek-Beatty (MtHood) 4:34.00, 2-Michelle Doane (GVL) 4:36.58; 400H, 1-Sheryl Mariani (MtH) 63.19, 2-Jacqui Huxtable (Linn-Benton, Or) 63.21, 3-Loi Brumley (Lann, Or) 63.45; 400, Joyce Lyn Bentley (S.Mt,Az) 55.64; SP, 1-Maryanne Berry (Glendale, Az) 47'11½, 2-Kim Carpenter (Macomb, Mi) 46'0; 200, 1-Allison Dotson (Eok) 23.73, 2-Sandy Harris (SWMich) 24.49; 3000, Michelle Doane (GVL) 9:58.69; 4x400, 1-Eastern Oklahoma (Smith-Norman-Harris-Dotson) 3:55.96, 2-Cloud County, Ks) 3:57.99, 3-Barton County, Ks) 3:58.11; 4x800, 1-Mt. Hood, Or (Mariani-Wilger-Beaudry-Beatty) 9:09.21, 2-Lane, Or) 9:24.33, 3-Bar-Ton, Ks) 9:24.43; 800, 1-Debbie Simecek-Beatty (MtH) 2:10.46, 2-Dawn Wilger (MtH) 2:11.7; 100H, 1-Linda Dowdy (SWMi) 14.12, 2-Camille Brewer (Mesa, Az) 14.26; 100 (+1.50), 1-Allison Dotson (Eok) 11.60, 2-Sandy Harris (SWMi) 11.71, 3-Renae Cook (Parkland, Il) 11.96; 5000, Mickey Doane (GVL) 16:57.15; JT, Sandy Bean (Linn-Benton, Or) 149'11; DT, Becky Levi (Pima, Az) 158'5; Scores, 1-Eastern Oklahoma 66, 2-Mt. Hood, Ore) 58, 3-Golden Valley Lutheran, Mn) 48, 4-Barton County, Ks) 38, 5-Lane CC, Or) 31½, 6-Linn-Benton, Or) 30, 7-Mesa, Az) 29, 8-Southwestern Michigan and Parkland, Il) 26.



SOUTH CAROLINA STATE, AIAW Division II National champions. (Dave Coskey photo).

## AIAW DIVISION II CHAMPIONSHIPS

Clarkesville, Tennessee, May 20/22:—South Carolina State used five speedster to annex the team title at the AIAW Division II National Championships. The Lady Bulldogs won the 200, 400, 100 hurdles and 4x100 and scored all of their points in the speed events. Esme Austin won the 400, was fourth in the 200, ran on the winning 4x100 team and the second place 4x400 team. Sonia Clark was third in the 100, sixth in the 200 and ran on both relay teams. Angela Carson won the 100 nurdles, the 200 dash, the long jump and ran on the winning 4x100 and medley relay teams. Darlene Grant was second in the 100 hurdles and fifth in the 400 barriers. Selna Coulthrust was 6th in the 100 and 7th in the 200. Janice Hinkson was on the winning 400m relay team.

Idaho was second in the scoring as 38 teams scored. The Idaho team had three individual winners. Patsy Sharples took the 5000, Sherrie Crang the 3000, and Colleen Williams successfully defended her 400m hurdle crown with a speedy 57.7, placing her #14 on the All-Time US List. Williams previous best was 58.94 made in 1982's early season. Villanova grabbed the third place followed by Eastern Illinois and Florida A&M.

RESULTS: 5000, 1-Patsy Sharples (Id) 16:55.2, 2-Lynn Nelson (ManSt) 17:03.4, 3-Kate Webb (Marq) 17:05.7, 4-Jill Molen (Utah) 17:05.7; JT, 1-Marie Sherwood (StCloudSt) 164'3, 2-Kelley Owen (Moorhead) 160'11, 3-Lorna Beaver (CWash) 157'7; 4x100, 1-South Carolina State (Hinkson-Austin-Clarke-Carson) 45.48, 2-Angelo State 46.29, 3-Florida A&M 46.65, 4-Eastern Illinois 46.81, 5-Liberty Baptist 47.44; 1500, 1-Jo White (Richmond) 4:21.60, 2-Disa Lewis (Rice) 4:26.39, 3-Carla Pittelkow (Utah) 4:28.34,



PATSY SHARPLES, left, of Idaho won the 5000 at the AIAW Division II Championships. ANGELA CARSON, right, South Dakota State, won three events and ran on two winning relay teams. (Sharples photo by Dave Coskey).



4-Cheryl Wallace (Wchester) 4:30.01, 5-Lori Pearson (Mar St) 4:30.57; 100H, 1-Angela Carson (SCSt) 13.98, 2-Darlene Grant (SCSt) 14.01, 3-Jeanne Arnold (Austin Peay) 14.14, 4-Maureen Prendergast (LIU) 14.56; SP, 1-Jeri Davis (Wm& Mary) 47'7¾, 2-Sandra Johnson (BoiseSt) 45'3; 100, 1-Jackie Mays Durham (Angelo St) 11.87, 2-Elizabeth Greathouse (EIll) 12.01...Sherri Funn (GM) scratched; 400, 1-Esme Austin (SCSt) 53.47, 2-Mary Jones (FLA&M) 54.15, 3-Laura Wright (Rice) 54.69, 4-Hyacinth McBean (LIU) 54.72; 800, 1-Jennifer Whitfield (Vil) 2:06.90, 2-Peggy Huffenach (Ind,Pa) 2:08.89, 3-Jo White (Rich) 2:09.26, 4-Michelle Brown (Ind, Pa) 2:10.15, 5-Charlette Reeves (NAZ) 2:10.78, ...8-Disa Lewis (Rice) 2:12.3; 400H, 1-Colleen Williams (Id) 57.7, 2-Maureen Prendergast (LIU) 58.6, 3-Patty Bradley (Vil) 59.4; 200, 1-Angela Carson (SCSt) 24.21, 2-Liz Greathouse (EIll) 24.28, 3-Jackie Mays Durham (AngSt) 24.34, 4-Esme Austin (SCSt) 24.59...Sherri Funn (GM) scratched; 4x880, 1-Moorhead State (Grieme-Hack-Glass-Marty) 8:55.33, 2-Abilene Christian 8:57.10, 3-Villanova 9:01.55, 4-Idaho 9:06.66, 5-Richmond 9:07.00, 6-North Dakota State 9:10.4; 3000, 1-Sherrie Crang (Id) 9:50.53, 2-Carla Pittelkow (Ut) 9:53.49, 3-Mary Ellen McGowan (Vil) 9:55.60, 4-Lynn Nelson (ManSt) 9:55.68; HJ, 1-Peggy Stewart (Vil) 5'9¼, 2-Lisa Ferdinand (Rice) 5'9¼, 3-Kimberly Carroll (Boise St) 5'8¾; 4x440, 1-Florida A&M (Oliver-Washington-Collier-Jones) 3:40.78, 2-South Carolina State 3:43.20, 3-Villanova 3:45.48, 4-Eastern Illinois 3:49.58; Hept, 1-Christina Shriver (Towson St) 4861, 2-Rhonda James (Idaho) 4820, 3-Barb Lyon (GM) 4744, 4-Lonnie Pertik (Bucknell) 4669; Scores, 1-South Carolina State 94, 2-Idaho 48, 3-Villanova 44, 4-Eastern Illinois 36, 5-Florida A&M 35, 6-Rice 33, 7-Angelo State 32, 8-Utah 28, 9-Mankato State 24, 10-Moorehead State 19 and 28 others.



## CALIFORNIA TRACK & RUNNING NEWS


Now in its eighth big year, *California Track & Running News* is THE track and running publication for the State of California. Keep up with all of the action in the hottest track and running state in the United States by ordering your subscription now.

•12 ISSUES PER YEAR•

- ☆ PICTURES ☆ RESULTS ☆ PROFILES ☆
- ☆ RANKINGS ☆ OPEN ☆ COLLEGE ☆
- ☆ WOMEN ☆ COMMUNITY COLLEGE ☆
- ☆ HIGH SCHOOL ☆ MASTERS ☆ MORE ☆

\$10.00/1 Year \$18.00/2 Years \$25.00/3 Years

•California's Track & Running Publication•



**start** my subscription to *California Track & Running News* immediately. I have enclosed a check or money order. Send to:

California Track & Running News, P.O. Box 6103, Fresno, CA 93703

Name \_\_\_\_\_  
Address \_\_\_\_\_  
City/State/Zip \_\_\_\_\_

New  Renewal  
 1 Yr.  2 Yr.  3 Yr.



BRENDA WEBB, Athletics West, won the 3000 at the Tom Black Classic and RANDY GIVENS (right) took the 100. (Jeff Johnson photos).

## TOM BLACK CLASSIC

Knoxville, Tennessee, May 21/22:—The Eleventh Annual Tom Black Classic will be remembered for the excellent shot and discus performances and for the shunting of Oregon's Leann Warren to fifth place in the 800 meters.

Tennessee's Patricia Walsh tossed the disc 187'2 for a win in that event with teammate Jackie Wallace's mark of 175'6 good for only fourth place. Likewise in the shot, the quality was high. Rose Hauch won it at 55'04 and Maryland's Marita Walton's 51'9 was good for only sixth place.

Warren lost the 800 to Tennessee's Joetta Clark, Canada's Grace Verbeek, Ovrill Brown of Florida State and Sue Latter-Addison of the Oregon Track Club. It wasn't that Warren ran unnecessarily slow, she clocked 2:05.3, it was simply that the others ran a bit faster.

Other good marks were turned in by Brenda Webb in the 3000, Randy Givens in the 100, Delisa Walton in the 400 and the Tennessee 4x100 team.

RESULTS: **DT**, 1-Pat Walsh (Tn) 187'2, 2-Penny Neer (Mich) 184'0, 3-Denise Wood (KnoxTC) 183'2, 4-Jackie Wallace (Tn) 175'6, 5-Sandu Burke (NE) 157'10; **LJ**, 1-Robin Taylor (OldD) 19'11½, 2-Cathy Barber (Ky) 19'11½, 3-Kim Schofield (Fl) 19'7¾; **3000**, 1-Brenda Webb (AW) 8:59.76, 2-Kerry Robinson (Clem) 9:16.31, 3-Suzanne Girard (NGSt) 9:18.60, 4-Kathy Bryant (Tn) 9:20.09, 5-Missy Alston-Kane (KnoxTC) 9:28.5, 6-Stephanie Weikert (Clem) 9:32.65, 7-Aileen O'Connor (Va) 9:34.55, 8-Mary Jean Wright (Va) 9:34.8, 9-Jennifer Briscoe (Clem) 9:35.0, 10-Martha White (Va) 9:35.9; **4x100**, 1-Tennessee (Barksdale-Rattray-Desrosiers-Fitzgerald) 44.7, 2-Auburn 46.5; **100H**, 1-Tonja Brown (FlSt) 13.6, 2-Clara Hairston (Aub) 13.6, 3-Lori Dinello (Fl) 13.7, 4-Carolyn Faison (FlSt) 13.8, 5-Tonya Lowe (Ky) 13.8; **400**, 1-Delisa Walton (Tn) 52.0, 2-Lorna Forde (Atoms) 52.8, 3-Lisa Garrett (Va) 54.3, 4-Stephanie Bonner (Aub) 54.6, 5-Derial Rhodes (OldD) 54.6, 6-Scooby Golden (FlSt) 54.7; **1500**, 1-Lesley Welch (Va) 4:18.6, 2-Linda Portasik (Tn) 4:20.2, 3-Lisa Welch (Va) 4:20.6, 4-Margaret Groos (Un) 4:21.8, 5-Jill Purola (Can) 4:22.6, 6-Marisa Schmitt (Va) 4:25.0; **400H**, 1-Chris McCoy (FlSt) 60.6, 2-Judy Thomas (Ky) 61.0, 3-Tracy Nelson (Tn) 61.8; **100**, 1-Randy Givens (FlSt) 11.2, 2-Diane Dixon (Atoms) 11.6, 3-Tonya Lowe (Ky) 11.9; **SP**, 1-Rose Hauch (Tn) 55'04, 2-Sandy Burke (NE) 53'11, 3-Elaine Sobansky (Penn St) 53'9, 4-Denise Wood (KnoxTC) 52'11, 5-Nini Davis (St.John's) 52'7, 6-Marita Walton (Md) 51'9; **800**, 1-Joetta Clark (Tn) 2:04.3, 2-Grace Verbeek (Can) 2:04.7, 3-Ovrill Brown (FlSt) 2:04.9, 4-Sue Addison (Ore TC) 2:05.1, 5-Leann Warren (Ore) 2:05.3, 6-Lee Ballenger (AW) 2:05.8, 7-Diana Richburg (NYHS) 2:05.8, 8-Chris Muller (AW) 2:07.7, 9-Jill Haworth (Va) 2:07.9; **200**, 1-Benita Fitzgerald (Tn) 23.2, 2-Marita Payne (FlSt) 23.3, 3-Angie Wright (FlSt) 23.6, 4-Diane Dixon (Atoms) 23.7, 5-Cathy Rattray (Tn) 24.1; **4x400**, 1-Florida State (Wright-Brown-Givens, Payne) 3:35.2, 2-Virginia 3:42.5, 3-Indiana 3:43.2, 4-Bowling Green 3:43.7.

## AIAW DIVISION III CHAMPIONSHIPS

Bloomsburg, Pennsylvania, May 20/22:—Wisconsin/La Crosse and the Army each won three events at the AIAW Division III National Championships, but the La Crosse depth paid off with the National title. The Army, in fact, slipped to third behind Slippery Rock.

There were three double winners. Newport's Edna Davis captured both sprints, Leslie Seymour of St. Olaf took the 1500 and LaCrosse's Cindy Lensmire won the shot and discus. Redland's Margo Edwards was close to a twin win as she successfully defended her 100m hurdles title and then grabbed second in the furlong.

RESULTS: **HJ**, Sheila Simon (Wartenburg) 5'8; **SP**, 1-Cindy Lensmire (LC) 44'9½, 2-LuAnn Soderling (NbWes) 44'8½; **JT**, Lisa Hulihan (SR) 139'3; **100**, Judy Davis (JerC) 12.55; **400/200**, Edna Davis (Newport) 56.37/25.21; **1500**, 1-Leslie Seymour (St.O) 4:29.74, 2-Jackie McKniff (HC) 4:35.05; **LJ**, 1-Tracy Hanlon (Army) 19'¾, 2-Diane Hensel (Oshkosh) 18'8½; **DT**, 1-Cindy Lensmire (LC) 153'2, 2-Jane Beatty (SR) 151'7; **Hept**, 1-Alma Cobb (Army) 4895, 2-Beth Rockliffe (Cal Luth) 4853; **800**, Carol Howard (LC) 2:15.62; **3000**, Leslie Seymour (St.O) 9:54.5; **5000**, Teresa Southworth (St.T) 16:58.46; **100H**, 1-Margo Edwards (Redlands) 14.44, 2-Kristi Barksdale (Oberlin) 14.61; **10000**, Kristy Purdy (PacLuth) 36:20.98; **400H**, Stefani Green (Navy) 61.67; **4x110**, 1-Northwest Nazarene 49.19, 2-Baldwin-Wallace 49.61; **4x440**, Army (List-Southworth-Buckingham-Walla) 4:01.12; **5Med**, East Stroudsburg 1:48.77; **4x880**, 1-Navy 9:25.13, 2-Slippery Rock 9:30.48; **Scores**, 1-Wisconsin/La Crosse 67, 2-Slippery Rock 52, 3-Army 34, 4-St. Thomas 32, 5-Wisconsin/Eau Claire 29, 6-Navy 26. 75 schools participated.



## HUSKER CLASSIC

Lincoln, Nebraska, May 23:—A couple of swift sprints by Merlene Ottey and a good 800 meter run were the bright spots of the Husker Classic. Ottey had legal sprint times of 11.1 for the century and 22.63 in the furlong. She also anchored the 4x100 team to a fast 44.0 flat. Evonne Hannus, Stanford TC, edged Loriane Lambelet-McClive in the 800, 2:02.2 to 2:02.7.

RESULTS: **HJ**, Helen Ogar (Mo) 5'7¾; **SP**, 1-Stine Lerdahl (Kan) 48'4, 2-Robin Small (Nb) 47'9¾, 3-Pinky Surges (Kan HS) 46'7¾; **LJ**, 1-Kelly Wenlock (KanSt) 20'7, 2-Tudie McKnight (Kan) 20'7, 3-Kathy Rankins (Ga) 19'11½, 4-Wendy Winters (Will) 19'7; **JT**, 1-Doddie Campbell (AzSt) 152'9, 2-Donna O'Carroll (Un) 150'1; **4x100**, 1-Nebraska (James-Blanford-McQueen-Ottey) 44.0, 2-Arizona State 45.2, 3-Arkansas 46.7, 4-Western Illinois 47.1; **5000**, 1-Janel LeValley (KanSt) 16:38.14, 2-Maria Trujillo (AzSt) 16:48.71, 3-Peggy Saracino (Drake) 17:00.86; **100H**, 1-Rhonda Blanford (Nb) 13.6, 2-Linda Weekly (Atoms) 13.7, 3-Onemelekuke (W. Ill) 13.9, 4-Sha-ri Pendleton (Nb) 14.0; **400**, 1-June Griffith (StanTC) 52.97, 2-Lorna Tucker (Kan) 54.19, 3-Jennie Gorham (Nb) 55.47; **DT**, 1-Mary Hyder (Mo) 160'1, 2-Robin Small (Nb) 156'8, 3-Becky McGranahan (Kan) 149'8; **100**, 1-Merlene Ottey (Nb) 11.1, 2-Angela Bailey (Can) 11.3, 3-Sharon Ware (AzSt) 11.6, 4-Michelle Mathias (StTC) 11.6, 5-Terri Chappel (AzSt) 11.7, 6-Bridget Jones (Will) 11.8; **800**, 1-Evonne Hannus (StanTC) 2:02.2, 2-Dirian McClive (Corn) 2:02.7, 3-LeeAnn Vanlandingham (LSU) 2:04.8, 4-Tami Essington (Nb) 2:06.3, 5-Marie Simonson (Drake) 2:06.9, 6-Jody Rittenhouse (Ark) 2:09.2; **400H**, 1-Brenda Allwine (Ok) 60.70, 2-Jill Lancaster (OTC) 61.49; **200**, 1-Merlene Ottey (Nb) 22.63, 2-Michelle Mathias (StanTC) 23.75, 3-Kelia Bolton (StanTC) 23.83...6-Pam Jiles (LSU) 24.73, 7-Roslyn Dunlap (Mo) 24.94; **1500**, 1-Sara Stricker (Nb) 4:27.05, 2-Karen Goldberlet (Atk) 4:31.65; **4x400**, 1-LSU (Jiles-Gilmore-Zimmerman-Vanlandingham) 3:41.49, 2-Western Illinois 3:44.17, 3-Arkansas 3:47.65, 4-Drake 3:51.91.

## SPEED IN ENDURANCE EVENTS

By Harry Wilson, BAAB National Event Coach  
Reprinted from "South African Atlet" "

### Types of speed in Endurance Events

A. Speed is needed to stay with the pace for a major part of the race. This speed is dependent on oxygen uptake and ability to withstand oxygen debt.

B. Speed is needed to match or inject surges during the race - largely dependent on (A) but technique also plays a part.

C. Finishing speed - varies from short very fast to long not so fast. It depends on (A) plus basic speed; plus technique; plus tactical ability; plus mental attitude.

The relative value of 3 speeds at different distances varies considerably.

To be complete, athlete has to have all 3 types of speed. Let us examine the types of speed in more detail:

A. An athlete must build up to endurance side of her event so that she can cruise along for the major part of the race. She has to be fresh physically and mentally during vital stages of the race - maybe midrace, maybe at the finish. Endurance is linked to the specific distance. A runner may have endurance to run 20 miles in an hour and fifty minutes but not endurance to run 5000 meters in 14 minutes. Yet usually we say such an athlete hasn't the speed to run a fast 5000 meters. 4:30 for a mile (for a man) may be fast or difficult, but 14 minutes for 5000 is fast and difficult. Same with fourminutes for a mile.

Gradual development or large oxygen uptake is the major factor in developing this sort of speed. Mainly this is a result of steady pace runs but not all at the same pace, i.e. longer slowish runs 10-15 miles, shorter faster runs 4-8 miles. Also work at race pace e.g repetitions over 100km for 1500m, repetitions of 2 miles for 10000 runners.

I recommended use of hilly circuits for these repetitions. Development of efficient, relaxed style is important - no energy wasting actions. Relaxing while cruising along means being able to be active mentally and able to react quickly to race developments.

Developing this sort of speed needs time, Gradual mileage build up over a period of years. One period each year specifically on this track. 800m may provide exceptions - some people have so much basic speed that race-pace is relatively slow. I feel that this is the most important side of the 800/1500 events for women at the moment.

If race pace is fast there must be oxygen debt involved so there must be some specific work to combat this. My form of oxygen debt work is usually built around several sets of a small number of repetitions - very short recovery between repetitions, longer recovery between sets. e.g.

1500 runners - 4 sets of 2x300m (15 seconds between reps, 4-5 minutes between sets.

800 runners - 4 sets of 2x1000m (30 seconds between reps, 2 minutes between sets.

To develop relaxed action and attitude some work is done with emphasis not on achieving fast times, but on achieving reasonable times as smoothly as possible i.e runner arrives at the end of each fast repetition with as low a pulse rate as possible, e.g. 4x1000 in 2:55:

B. Surging Speed- obvious ability to cruise is vital but athlete must be able to withstand oxygen debt during race then partially recover. Oxygen debt training is necessary, also ability to change running technique quickly. Practice changing action, e.g.

Reps of 200m - 100m striding, 50m fast, 50m stride.

Reps of 200m - 50m fast, 100m stride, 50m fast.

Also some long runs can be split up - 6 miles, 3 steady, 800 fast, 400 steady, 400 fast.

C. Finishing Speed - Related to endurance build up. Basic sprinting speed important, particularly in 800/1500 races. Various types of finishing speed. Viren 800 at end of 10k; Ovett 200 at end of 1500. Ability to sprint - technique - leg strength plus mobility. Practice technique in addition to working on strength and mobility - resistance work - sand, mud. Many runners unable to change to sprinting technique.

## LETTERS

"Enclosed is our three year renewal for the WOMEN'S TRACK AND FIELD WORLD. We love your comments, your honesty, your forthrightness, and your humor.

"The AIAW (indoor) Track did get coverage in some degree. I read the results in the WATERLOO COURIER, a suburb of Cedar Falls."

Dr. Kent King  
Mankato, Minnesota

"I certainly agree with your idea of not allowing collegiate athletes to represent a club team until their college competition is finished for the year. The way things are now, you never know exactly where or if an athlete is going to school. And how in the world is she coached when running for two (or three) teams at the same time? I am amazed that with so much jealousy among US coaches that athletes are allowed to free lance all the time."

J. P. Andrews  
Allentown, Pennsylvania

"You're such a nut on names, how about letting us know what "S. F." stand for?"

Kathrine Sutter  
Pullman, Washington

(Don't you wish you knew? I'll confess, the initials mean San Francisco or St. Francis or Simon Fraser of Some Fun or something like that. I can't remember.)

SFVR

"You are right about some publicitists making statements which are not correct and which put athletes in a bad light. How many times have you seen the claim "World Record holder" written about some athlete. There's one way to tell whether or not an individual is a bona fide world record holder: the IAAF provides World Record Plaques to every athlete who sets a world record. These are given by the host Federation and every legitimate world record holder has one for each world record."

Anthony Beardon  
Dallas, Texas

"I was happy to read in your "Reel Off" column of your opinion of the uniforms worn by the finalists in the National Basketball Championships. Where in the world did they get those suits? Might as well borrow their grandmother's bloomers, too, and make it complete. There are a lot of things wrong with southern California, but the basketball (and track) uniforms they wear cannot be listed among them."

A. J. Collins  
Laguna Beach, Ca

Run under distance races to get feel of faster pace, not specifically training for shorter races, e.g. for a woman's 800/1500 runner 54 for a 400 without specific preparation is more useful than 53 after many specific sessions.

Race positioning is important in order to make best use of finishing speed. Mental attitude must be right - the runner must believe in her ability to beat others at the finish and enjoy his way of running. He must be prepared to risk experimenting and relish the physical contact that is common in the shorter races.

Timing the development of the types of speed - long term - short term is important. Runners must not arrive at the competitive season short of endurance speed. The sooner the athlete starts working on basic speed and technique the better. There are different approaches to development of the three types of speed. One approach is to develop all speeds concurrently; another approach is to devote periods of time to develop specific speeds. One thing is sure, neglect one part and sooner or later it will show up.

An Old Chinese Proverb: "Repair the roof while the sun is shining".

# HIGH SCHOOL TRACK By Rich Ede

Hawaii State Meet(From Bonnie Kam)--  
May 8

Heidi Friese took three individual first places--100mH with a wind aided 14.1, 100m in 12.3 and 200m in 25.3--as well as anchored two 1st place relays (400m in 50.3 and 800m in 1:46.4) and teammate Kimber Pennington won the 800 and 1600 (2:17.5 and 5:03.0) and added a leg on the winning 1600 relay team (4:09.5) as Punahou dominated the track events. In the field, Dedi Kavanaugh (Radford/Honolulu) claimed both weights, moving to #3 nationally in the discus at 170'4" ahead of Joan Gago (Campbell) at 166'7". In the shot, Kavanaugh had a season best of 46'11" (8 pound shot) to beat Ramona Faletoi of Leilehua (Wahiawa) at 46'6".

Junior Joy Purdy (Hana), the top seed in the 100 and 200 (12.2/25.6) pulled a hamstring in the 100 final.

Cook (Alemany/Mission Hills, Ca) ran eleventh in the race, but still moved to the number two spot this year in both the mile and 1500 (4:45.5/4:24.1).

Diane Dixon (Tech/Brooklyn) claimed the 400 in 51.75, moving her ahead of Denean Howard to the top of the list so far. Diane Richburg (Lansingburgh/Troy, NY) edged list leader Rennie Durrand (Laguna Beach, Ca) in the 800 (6th in 2:06.24 to 7th in 2:07.46) but was not able to displace Durrand in the lists.

Natalii Kaaiawahia (Fullerton, Ca) won the shot at 50'11" and placed fifth in the discus (168'4").

California Southern Section Divisional Meet--May  
22--Cerritos



POLLY PLUMER, University HS, Irvine, Ca, leads Linda Goen and Michele Bush of UCLA on her way to a new national record for the mile in 4:35.24. And during the race she equalled the national mark for 1500m in 4:16.8. Plumer now shares the 1500 mark with Francie Larrieu. (Bill Leung, Jr, photo).

UCLA/Pepsi--Los Angeles, May 16

It wasn't billed as a high school meet, but when you look at the agate type, the names look awfully familiar. You have to look to seventh place in the mile, but the result is a national record for Polly Plumer of University (Irvine, Ca) in 4:35.24. Along the way, she equalled Francie Larrieu's 14-year-old 1500 meter mark of 4:16.8. All this came the day after she won her divisional qualifying meet in the 800, 1600, and 1600 relay. Vickie

Perhaps the finest non-state meet anywhere, and arguably the best period, this year's divisional finals did not disappoint. Topped off with Gayle Kellon's (Walnut) NR 41.11 in the 300H (she also went 53.76 in the 400) and nation-leading 11.64's by Lisa Winston (Jordan/Long Beach) and Gervaise McGraw (Ganesha/Pomona), the four races in each event whetted the interest of fans for the state finals.

Sarah Allaback (Cate) ran 10:47.63 in the small schools (1A) 3200 and did not advance to the state qualifying meet since she was simply FOURTH in her race and 10th overall. Vickie Cook (Alemany/Mission Hills) ran a section best in 10:11.78 ahead of Lori Lopez (Sacred Heart/Los Angeles) at 10:24.6 and Tanya Fischer (Chaminade/Canoga Park) in 10:30.89. In the 4A race, Denise Ball (Newbury Park) ran away from Shannon Stryker (Tustin) 10:23.43 to 10:29.42 (the same order of finish as the 1600 4:55.48 to 4:57.85) while the other divisions featured pass 'em at the last 200 races by Laura Cattavera (Mira Costa/ Redondo Beach frosh) 10:37.38 over Teresa Barrios (University/Irvine) 10:38.17 and Tammy Brazel (Chino) 10:35.42 over Karen Ebner (Bishop Amat/La Puente) 10:38.40. That's a loaded field. Fischer (4:52.62) beat Lopez (4:54.73) in the 1600 in the fastest time of the day to raise the small schools' stock considerably.

In the sprints, Ganesha's McGraw and Jordan's Winston dominated their 2A and 4A divisions. With TAC teammate Zelda Johnson still having hamstring trouble, McGraw claimed 100/200 and relay titles easily as she and Johnson ran different races from the rest of the fields (11.64 to 11.79 and 23.27 to 23.83). Winston was the only person in the same vicinity with her 11.64 and 23.93 marks in the 4A. Diane Pullins (Muir/Pasadena) beat Winston in the 200 at 23.80 and placed 2nd in the 400 to Kellon, running 55.31.

Freshman Michelle Taylor (Ganesha) surprised Rennie Durrand (Laguna Beach) by holding off the national leader in the 800. Taylor was disqualified for running on the line around the first curve (southern California still runs a two turn stagger in this event) and Durrand's 2:08.10 held up as the winner. Jennie Stachura (Newbury Park), distinguished as a 300 and 400 meter hurdler, claimed the 4A title at 2:12.30. The other 800 winners were familiar names but chose to concentrate elsewhere. Polly Plumer (University/Irvine) won the 3A (2:11.43) and Vickie Cook took the 1A (2:13.02). Plumer, who also won the 1600 (4:58.31) and ran a 1600 relay leg did not advance in the 800 and Cook chose to stay in the longer distances. Ironically, despite the multi-event efforts by both girls, their schools finished 2nd in the team races.

In technique events, multi-event talent was the rule. CeCe Chandler (Elsinore) blasted 14.10 in the 100 hurdles (30") with a 4.7mph wind, then tripled jumped 38'5-3/4". Katrena Johnson (Marshall Fundamental/ Pasadena), the defending state HJ champion, equalled Denise Yamada (Dos Pueblos/Santa Barbara) at 5'8", then won the LJ at 18'0-3/4", the 100 hurdles (14.76w) and the triple jump (36'9"). Heptathlete Sharon Hatfield (Fountain Valley) placed in all four of her events (5'4", 18'3-3/4", 14.26, 42.55). Frosh Gayle Wadsworth (Hawthorne) led her team to the 3A title with a win in the triple (38'2-1/2") 4th in the

## High School Track

100, and legs on both relays.

Other Results: 100-- 4A 2. Paula Ready (Poly/Long Beach) 12.07; 3A 1. Kim Grant (Hawthorne fr) 11.96, 2. Estelle White (Saddleback) 12.01, 3. Mary Carroll (Coachella Valley) 12.09; 1A Tamara Caddell (Marshall / Pasadena) 12.09; 200-- 4A 3. Toi Lark (Compton) 24.51; 3A Kim Grant 24.48; 400-- 4A 3. Lark 55.58; 3A Tanya Ransom (El Toro) 55.88; 800-- 4A 2. Amy Cox (Foothill/ Tustin) 2:13.37, 3. City Gomez (North Torrance); 3A 1. Plumer 2:11.43, 2. Vicki Kelly (Costa Mesa) 2:13.49, 3. Barbara Gottlieb (Beverly Hills) 2:14.02, 4. Carina Quesada (St. Lucy's / Glendora) 2:14.38, 5. Nicole Biggers (El Toro) 2:14.70; 1600-- 4A 3. Dianne Fairman (Thousand Oaks) 4:59.86; 3A Plumer 4:58.31, 2. Cattavera 4:59.52; 3200-- 4A Torrie Elliott (Alhambra) 10:43.43, 4. Kim Devitis (Edison/ Huntington Beach) 10:48.79, 5. Jeanne Murphy (Thousand Oaks) 10:54.35, 6. Sylvia Mosqueda (San Gabriel) 10:55.51; 2A 3. Clare Feit (Mater Dei/ Santa Ana) 10:48.29, 4. Joann Howard (Notre Dame/ Riverside) 10:59.59; 100H-- 1. Felicia Thompson (Jordan/ Long Beach) 13.99, 2. Sharon Hansen (Buena/ Ventura) 14.25, 3. Hatfield 14.26, 4. Jeanette Mayes (Ventura) 14.46, 5. Beth Griffiths (Corona) 14.75, 6. Tonya Motes (West Torrance) 14.79; 3A Jocelyn Lee (Irvine) 14.63, 2. Tracy Clark (El Toro) 14.66, 3. Julie Fricke (Hoover/ Glendale) 14.73, 4. Mary Carroll (Coachella Valley) 14.75; 300H-- 4A 3. Thompson 42.62, 4. Hansen 44.11, 5. Stachura 44.12, 6. Griffiths 44.43, 7. Carol Mills (Ventura) 44.51; 3A Stacy Noton (Sunny Hills) 44.12; 1A Robin Stinson (Marshall) 44.42; 400R-- 4A Jordan 47.35, 2. Poly 47.48, 3. Walnut 47.54; 3A Hawthorne (all freshmen) 46.64; 2A Ganesha 46.94; 1600R-- 4A Muir (Pasadena) 3:47.53, 2. Jordan 3:48.05, 3. Poly 3:49.42; 3A Hawthorne 3:49.66; 2A Ganesha 3:50.47; SP-- Kaaiawahia (Fullerton) 50'3-3/4"; LJ-- Sheila Frye (Poly) 18'6-3/4", 2. Tammy Bryant (Ventura) 18'5", 3. Hatfield 18'3-3/4", 4. Denise Woodard (Hemet) 18'3-1/2", 5. Darlene Pennie (Pasadena) 18'2-1/4", 6. Kim Snow (Muir) 18'2-1/4"; 3A Carroll 18'6-3/4"; TJ-- Alice Franklin (Valley/ Santa Ana) 38'6-1/2", 2. Frye 38'4-3/4", 3. Cathy Roberts (Cerritos) 37'4-3/4", 4. Woodard (Hemet) 37'1"; 3A 2. Lynette Farnum (Lompoc) 37'2-1/2"; 2A 2. Kim Taylor (Valencia/ Placentia frosh) 37'3-3/4", 3. Carol Jones (Chino) 37'1"

### California Southern Section State Qualifier--May 27, Cerritos

It's only a qualifying meet. All you are trying to do is finish in the top five. Don't tell that to Gervaise McGraw (Ganesha/Pomona) who won both sprints in 11.61 and 23.54. Of course she had to move. Lisa Winston (Jordan/Long Beach) 11.69 and 24.32, Zeld Johnson (Garey/Pomona) 11.69 and 24.03, and Kim Grant (Hawthorne) 11.96 and 24.77) didn't really let her coast. Don't tell Gayle Kellon (Walnut) or Natalie Kaaiawahia (Fullerton) either. Their 41.74 hurdles and 52'2-1/4" shot efforts were second only to their own national records. And don't tell Lori Lopez (Sacred Heart/ Los Angeles) who ran 10:38.96 and did not qualify for state. That was sixth behind Vickie Cook (Alemany/ Mission Hills) 10:13.19, Denise Ball (Newbury Park) 10:15.99, Tanya Fischer (Chaminade/ Canoga Park) 10:24.39, Shannon Stryker (Tustin) 10:32.77, and Teresa Barrios (University/ Irvine) 10:33.12. Polly Plumer (University/Irvine) won the 1600 the hard way, running 2:30 for the first 800 and 2:15 the last 800 for an official 4:45.81. Heptathlete Sharon Hatfield (Fountain Valley) qualified for the state meet in four events.

Other Results: 100-- 5. Estelle White (Saddleback) 12.01; 200-- 5. Michelle Hallie (Pasadena) 25.20; 400-- Melissa Jordan (Camarillo) 55.84, 2. Tanya Ransom (El Toro) 55.97, 3. Diane Pullins (Muir/Pasadena) 56.02; 800-- Rennie Durand (Laguna Beach) 2:09.54, 2. Amy Cox (Foothill/ Tustin) 2:11.73, 3. Jennie Stachura (Newbury Park) 2:12.17, 4. Lisa Garnett (Marymount) 2:12.89, 5. Barbara Gottlieb (Beverly Hills) 2:13.19; 1600-- 2. Ball 4:52.73, 3. Laura Cattavera (Mira Costa/ Huntington Beach frosh) 4:53.14, 4. Fischer 4:56.41, 5. Sarah Allaback (Cate) 4:57.11; 100H-- Sharon Hanson (Buena/Ventura) 14.09, 2. Felicia Thompson (Jordan/ Long Beach) 14.09, 3. CeCe Chandler (Elsinore) 14.23, 4. Sharon Hatfield (Fountain Valley) 14.32, 5. Jeanette Mayes (Ventura) 14.57, 6. Julie Fricke (Hoover/ Glendale) 14.57;

300H-- 2. Thompson 43.73, 3. Hatfield 44.24, 4. Robin Stinson (Marshall/ Pasadena) 44.53, 5. Stachura 44.69; 400R-- Hawthorne (all frosh) 46.26, 2. Ganesha 46.36, 3. Jordan 47.22, 4. Poly 47.63, 5. Walnut 47.66; 1600R-- Ganesha 3:45.40, 2. Jordan 3:46.59, 3. Poly 3:47.46, 4. Camarillo 3:48.90, 5. 3:49.08, 6. Hawthorne 3:49.43; HJ-- Hatfield, Denise Yamada (Dos Pueblos/ Santa Barbara), and Katrena Johnson (Marshall) 5'6"; SP-- 2. Wendy Bradshaw (Saugus) 43'10-1/2", 3. Jacqui Sheffield (Eisenhower/ Rialto) 43'4-1/4"; LJ-- Johnson (Marshall) 18'11-1/2", 2. Denise Woodard (Hemet) 18'8-3/4", 3. Sheila Frye (Poly/ Long Beach) 18'8", 4. Darlene Pennie (Pasadena) 18'7-1/4", 5. Hatfield 18'5"; TJ-- Kim Taylor (Valencia/ Placentia frosh) 38'7-1/2", 2. Chandler 38'6-1/2", 3. Gayle Wadsworth (Hawthorne frosh) 38'7", 4. Carol Jones (Chino) 38'0-1/2"; DT-- Jacque Norton (Mission Viejo) 162'4", 2. Lutjens (Righetti/ Santa Maria) 154'2", 3. Andrea Kriva (Burbank) 144'5".

### Los Angeles City Championships--May 28, East Los Angeles College

Denean Howard (Kennedy/ Granada Hills) lost her bid for a triple to Latanya Dawkins (Dorsey) who nipped her in the 100, 11.68 to 11.70, but the Cougar sprinter claimed the 200/400 double in 23.25/53.50 all in the space of about a hour. Dawkins, meanwhile, anchored Dorsey's 400 relay to the second fastest clocking ever (a hand-timed 45.5) and ran a 23.81 second place in the 200. The marks are more remarkable since ELAC's dirt track is not considered particularly fast. Neither discus nor triple jump were scored here, but were simply state qualifying events. Sonia Yanez (Garfield) took advantage of having thrown before to win the discus by 27' at 139'7" to complete a weight double (43'4-1/2").

Other results: 100-- 3. Stewart (Dorsey) 11.99, 4. Neal (Palisades/ Pacific Palisades) 12.02, 5. Antoinette Munns (Manual Arts) 12.03; 200-- 3. Stewart 24.30, 4. Peterson (Dorsey) 24.67, 5. Fletcher (Crenshaw) 24.82; 400-- 2. Jeannie Arnold (Locke) 53.50, 3. Andrea Rolfe (Dorsey) 54.72; 800-- Trescia Palmer (Westchester) 2:09.31, 2. Arnold 2:11.60, 3. Lowe (MA) 2:13.07; 1600-- Janine Walther (Chatsworth) 5:03.55; 3200-- Walther 11:00.02, 2. Liu (Monroe) 11:00.51; 100H-- Johnson (Monroe) 14.67, 2. Nancy Young (Banning/ Wilmington) 14.86; 300H-- Bell (Locke) 44.24, 2. Karen Bonty (MA) 44.31, 3. Johnson 44.89; 400R-- 2. Manual Arts 47.32; 1600R-- Dorsey 3:46.36, 2. Manual Arts 3:46.87, 3. Locke 3:52.43, 4. Kennedy 3:52.43; LJ-- Goodman (Narbonne) 18'2-1/4"; SP-- 2. Faamai (Kennedy) 40'6-3/4"; TJ-- Caria Johnson (MA) 37'3"; HJ-- Maufas (Marshall) 5'4". Team-- Kennedy 70, Dorsey 64, Monroe 39.



## PREP KALEIDOSCOPE

KALEIDOSCOPE: National leader in the discus Natalie Kaaiawahia (Fullerton) failed to qualify for her state meet, having no throw over the measurement minimum of 120' in the qualifying meet....Hawthorne, Ca, has what just may be the best four frosh sprinters in the country. They qualified for their divisional finals in the 400 relay as the fastest third place team despite dropping the baton. Then they ran 46.26 in state qualifying....Texas gets Hawaii's shot/discus champ Dedi Kavanaugh next year. State shot runnerup Ramona Faletoi is headed for Redlands, and discus second placer Joan Gago will stay home at U. of H. Punahou's Kimber Pennington and Heidi Friese are UCLA bound....Lost in the recognition of Kym Carter as a high jumper is the fact that she also makes the national list in the shot with over 42'....Andrea Kriva, discus/shot thrower and winner of the Mt. SAC high school heptathlon, will attend UCLA, but will play tennis, not run track.



# HIGH SCHOOL TOP 15 (CONTINUED)

44.12	Jennie Stachura(Newbury Park, Ca) 5/22 Cerritos
44.12	Stacy Noton(Sunny Hills, Ca) 5/22 Cerritos
44.24	Bell(Locke/Los Angeles) 5/28 ELAC
44.31	Karen Bonty (Manual Arts/LA) 5/28 ELAC
44.55	Natalie Spinks(Skyline/Oakland, Ca)
44.42	Robin Stinson(Marshall/Pasadena, Ca) 5/22 Cerritos
44.43	Beth Griffiths(Corona, Ca) 5/22 Cerritos

## 400 hurdles

62.1	Karen Woods(Central/Seat Pleasant, Md) 4/1 Williamsburg, Va
63.0	Judy Palmer(Teaneck, NJ)
63.1	Yvette Cash(Truman/Bronx, NY)
63.37	Karen Bonty(Manual Arts/Los Angeles, Ca) 4/10 San Jose
63.5	Kathy Persichetty(Oak Knoll, NJ)
63.6	Gayle Kellon(Walnut, Ca) 4/24 Walnut
64.1	Beth Griffiths(Corona, Ca) 4/24 Walnut
64.2	Penny Williams(Westchester/Los Angeles) 4/24 Walnut
64.3	Tomi Rucker(Coolidge/Washington, DC)
65.16	Roberta Ecoles(Gunderson/San Jose, Ca) 4/10 San Jose
65.99	Jennie Stachura(Newbury Park, Ca) 3/20 Northridge
66.20	Pinkie(Arcadia, Ca) 3/20 Northridge
66.32	Beth Miller(Carlmont/Belmont, Ca) 4/10 San Jose

## 400 Relay

45.5	Dorsey(Los Angeles) 5/28 ELAC
46.26	Hawthorne, Ca (fresh) 5/27 Cerritos
46.2	Berkeley, Ca
46.36	Ganesha (Pomona, Ca) 5/27 Cerritos
46.65	Sterling(Houston, Tex)
47.18	Central(Seat Pleasant, Md)
47.22	Jordan(Long Beach, Ca) 5/27 Cerritos
47.32	Manual Arts(Los Angeles) 5/28 ELAC
47.48	Poly(Long Beach, Ca) 5/22 Cerritos
47.54	Walnut, Ca 5/22 Cerritos
47.8	Pasadena, Ca
48.12	Edison(Fresno, Ca) 5/8 Lemoore
48.21	Saddleback(Mission Viejo, Ca) 5/22 Cerritos
48.26	San Geronio(San Bernardino, Ca) 5/22 Cerritos
48.34	Garey(Pomona, Ca) 5/22 Cerritos

## 880 Relay

1:37.2m	Berkeley, Ca Sacramento
1:39.1	Manual Arts(Los Angeles) 4/24 Walnut
1:41.4	Muir(Pasadena, Ca) 4/24 Walnut
1:42.5	Columbia(Maplewood, NJ)
1:42.6	McKinley, DC
1:42.78	Dorsey(Los Angeles) 3/20 Northridge
1:43.0	Ganesha (Pomona, Ca) 4/24 Walnut
1:43.68	Poly(Long Beach, Ca) 3/20 Northridge
1:43.8	Trenton, NJ
1:43.8	West Torrance, Ca 4/3 Long Beach
1:43.9	Perkionen Valley, Pa
1:43.9	Compton, Ca 4/3 Long Beach
1:44.16	Hawthorne, Ca 3/20 Northridge
1:44.2	Edison(Huntington Beach, Ca) 4/3 Rialto

## 1600 Relay

3:42.73	Central(Seat Ple.sant, Md)
3:43.5	Manual Arts(Los Angeles) 4/24 Walnut
3:45.40	Ganesha (Pomona, Ca) 5/27 Cerritos
3:46.36	Dorsey(Los Angeles) 5/28 ELAC
3:46.59	Jordan(Long Beach, Ca) 5/27 Cerritos
3:46.7	Ribault(Jacksonville, Fla)
3:47.46	Poly(Long Beach, Ca) 5/27 Cerritos
3:47.53	Muir(Pasadena, Ca) 5/22 Cerritos
3:48.90	Camarillo, Ca 5/27 Cerritos
3:49.01	Plainfield, NJ
3:49.08	Pasadena, Ca 5/27 Cerritos
3:49.43	Hawthorne, Ca 5/27 Cerritos
3:51.3	Edison(Huntington Beach, Ca) 4/24 Walnut
3:52.43	Locke(Los Angeles) 5/28 ELAC
3:52.43	Kennedy(Granada Hills, Ca) 5/28 ELAC

## Distance Medley Relay

11:43.53m	University(Irvine, Ca) 4/24 Walnut
12:07.2i	State College(Pa) 2/6 Princeton
12:22.6i	North Hunterdon(Armandale, NJ) 2/6 Princeton
12:16.6m	Edison(Huntington Beach, Ca) 4/24 Walnut
12:19.80m	Newbury Park, Ca 4/17 Arcadia
12:30.1i	Perkionen Valley(Collegeville, Pa) 2/6 Princeton
12:32.2i	Upper Dublin(Ft. Washington, Pa) 2/6 Princeton
12:27.99m	Millikan(Long Beach, Ca) 4/17 Arcadia
12:35.7	Truman(Bronx, NY)
12:37.3	Toms River East, NJ
12:31.38m	Thousand Oaks, Ca 4/24 Walnut
12:31.7m	Summit, NJ
12:32.77m	Tustin, Ca 4/17 Arcadia
12:33.4m	Pearl River, NY 4/15 Rutgers
12:35.7m	Truman, NJ? 4/15 Rutgers

## Two Mile Relay

9:15.6m	Perkionen Valley, Pa 4/15 Rutgers
9:15.8m	Manual Arts(Los Angeles) 4/24 Walnut
9:25.0m	Columbia(Maplewood, NJ) 4/15 Rutgers
9:26.6m	Vailsburg, NJ 4/15 Rutgers
9:31.1m	Waltham, Mass
9:35.4	Lake Braddock(Burke, Va)
9:38.4	San Ramon Valley, Ca 4/3 Palo Alto
9:37.1m	North Hunterdon, NJ
9:37.8m	Billerica, Mass
9:38.4m	St. Francis(Queens, NY)
9:38.5m	Falmouth, Mass
9:39.6	Bronxville, NY
9:42.4i	University/Irvine, Ca 1/22/82 Los Angeles
9:41.8m	Pearl River, NY
9:44.1	Central (Seat Pleasant, Md)

## High Jump

6'2-1/4"	Kym Carter(East/Wichita, Kans)
6'0"	Terri Turner(NC/Porter, Tex)
5'11"	Roberta Willer(Smith/Car, Tex)
5'11"	Melinda Clark(A&M/College Station, Tex)
5'11"	Sheri Collins(Chiloquin, Ore)
5'10-3/4"	Mary Moore(Issaquah, Wash)
5'10"	Volerie Everett(Southridge/Miami, Fla)
5'10"	Jo Jones(Elsik/Alief, Tex)
5'10"	Carla Wilmont(Willowridge/Staff, Tex)
5'10"	Denise Yamada(Dos Pueblos/Santa Barbara, Ca)
5'10"	Jerlean Cummings(MacArthur/Decatur, Ill)
5'10"	Tish Edwards(MD/N Mongahegon, NJ)
5'9-3/4"	Lisa Bernhagen(WR/Hailey, Idaho)
5'9"	Tonya Mendonca(Mt. Whitney/Visalia, Ca) 5/8 Lemoore
5'8-1/4"	Leslie Roberts(Qua/Warren, Mass)

## Long Jump

21'1"	Melody Smith(Sterling/Houston, Tex)
19'8-1/4"	Dorothea Brown(BT/Chicago Hts, Ill)
19'7-1/4"	Stacy Whitfield(Har/Colorado Springs, Colo)
19'6-1/4"	Tracey Valentine(Armstrong-Kennedy/Richmond, Va)
19'3-1/2"	Helen Stoffel(Horlick/Racine, Wisc)
19'2-1/2"	Wendy Brown(Woodside, Ca)
19'2"	Kelly Jackson(Coolidge/Wash. DC)
19'2"	Pam Harper(South Mountain/Phoenix, Ariz)
19'2"	Kelly Jackson(Coolidge/DC)
19'0"	Tandra Burrell(Carver/Montgomery, Alab)
19'0"	Cathy Harrison(Mar/Atlanta, Ga)
18'11-3/4"	Tomi Rucker(Coolidge/DC)
18'11-1/2"	Denise Woodard(Hemet, Ca) 5/14 Orange
18'11-1/2"	Katrena Johnson(Marshall/Pasadena, Ca) 5/27 Cerritos
18'11"	Leslie Henderson(Lamarque, Tex)

## Triple Jump

40'3"	Leslie Henderson(La Marque, Tex)
40'1"	Wendy Brown(Woodside, Ca)
38'7-1/2"	Kim Taylor(Valencia/Placencia, Ca fresh) 5/27 Cerritos
38'7-1/4"	OeOe Chandler(Elsinore, Ca) 5/27 Cerritos
38'7"	Gayle Wadsworth(Hawthorne, Ca) 5/27 Cerritos

38'6-1/2" Alice Franklin(Valley/Santa Ana, Ca) 5/22 Cerritos  
 38'4-3/4" Sheila Frye(Poly/Long Beach, Ca) 5/22 Cerritos  
 38'2-3/4" Duckett(Lowell/San Francisco)  
 38'2" Yvette Bates(Berkeley, Ca)  
 38'0-1/2" Carol Jones(Chino, Ca) 5/27 Cerritos  
 37'10-1/2" Guliford(Walnut, Ca)  
 37'9-1/2" Denise Woodard(Hemet, Ca) 5/14 Orange  
 37'9-1/2" Black(Simi Valley, Ca)  
 37'7" Crocker(Granite Hills/El Cajon, Ca)  
 37'6-1/2" Warren(Mt. Miguel/Spring Valley, Ca)

Shot Put

52'2-1/4" Natalii Kaaiawahia(Fullerton, Ca) 5/27 Cerritos  
 49'3-1/2" Pinkie Suggs(Manhattan, Kans)  
 46'7" Tracey Toon(Men, Newport News, Va)  
 46'5-1/2" Julie Marrazzo(North/Waukegan, Wisc) 5/8  
 46'0" June Reid(Mephram/Bellmore, NY)  
 45'10" Theresa Williford(Auburndale, Fla)  
 45'7" Vivian Fisher(Central/Pontiac, Mich)  
 45'6" Jackie Hill(Evans/Orlando, Fla)  
 45'5-1/4" Teresa Smith(Highland Springs, Va)  
 45'2-1/2" Wendy Bradshaw(Saugus, Ca) 5/7 League  
 44'11-1/2" Regina Cavanaugh(Kileen, Tex)  
 46'11"(8#) Dedi Kavanaugh(Radford/Honolulu, Haw) 5/8 State  
 46'6"(8#) Ramona Faletoi(Leilehua/Wahiawa, Haw) 5/8 State  
 44'0" Patty Taylor(West Torrance, Ca) 5/6 league  
 43'10-3/4" Jacque Norton(Mission Viejo, Ca) 5/22 Cerritos

Discus Throw

173'3" Natalii Kaaiawahia(Fullerton, Ca) 4/15 dual  
 171'6" Cindy Johnson(Grandler, Ariz)  
 170'4" Dedi Kavanaugh(Radford/Honolulu, Haw) 5/8 state  
 166'7" Joan Gago(Campbell/Haw) 5/8 state  
 165'5" Jacque Norton(Mission Viejo, Ca) 4/23 dual  
 164'9" Pinkie Suggs(Manhattan, Kans)  
 164'5" Karen Nickerson(Cordova/Rancho Cordova, Ca)  
 155'0" Amy Jackson(Southport/Indianapolis, Ind)  
 154'2" Lujtens(Righetti/Santa Maria, Ca) 5/26 Cerritos

149'4" Amy Borders(Aquinas/Shaw, Kans)  
 149'2" Cindy Durschlag(San Carlos, Ca)  
 148'5" Janet Whitney(Fresno, Ca)  
 146'6" Andrea Kriva(Burbank, Ca) 4/17 Arcadia  
 144'9" Karen Hancock(Tigard, Ore)  
 144'1" Mary Dentinger(El Camino/Sacramento, Ca)

Javelin Throw

152'2" Julie Waage(Douglas/Portland, Ore)  
 149'11" Sheri Schoenborn(Clackamas, Ore)  
 149'9" Juanne Etheridge(LR/CD, Wash)  
 149'7" Regina Norris(Mountain View, Ore)  
 147'9" Michelle Olivera(Bishop Diego/Santa Barbara, Ca)  
 146'8" Tracy McCarthy(CR/Vancouver, Wash)  
 146'6" Pellerin(Holy Cross/Pelran, NJ)  
 144'9" Karen Hancock(Tigard, Ore)  
 143'4" Sue Frank(Yoncalla, Ore)

Four Mile Relay

22:04.9 Edison(Huntington Beach, Ca) 4/3 Long Beach  
 22:10.6 Millikan(Long Beach, Ca) 4/3 Long Beach  
 22:32.8 West Torrance, Ca 4/3 Long Beach  
 22:34.09 San Marino, Ca 3/20 Northridge  
 23:35.8 Aviation, Ca 3/10 Northridge

Shuttle Hurdle Relay

63.1 West Torrance, Ca 4/24 Walnut  
 63.4 Carson City, Nev 4/24 Walnut  
 64.8 Indio, Ca 4/3 Rialto  
 65.0 Ventura, Ca 4/3 Ventura  
 66.4 Chino, Ca 4/24 Walnut  
 66.5 Wilson(Hacienda Hts, Ca) 4/23 Walnut  
 66.9 Mt Carmel(Poway, Ca) San Diego



WOMEN'S

# TRACK & FIELD WORLD

- RESULTS
- FEATURES
- STATISTICS
- TECHNIQUE
- PHOTOS

AND MUCH, MUCH MORE

- THE ONLY PUBLICATION IN THE WORLD DEVOTED EXCLUSIVELY TO WOMEN'S TRACK & FIELD.

- PUBLISHED MONTHLY

TO: WTFW  
 P. O. BOX 371  
 CLAREMONT  
 CA 91711

REGULAR  
 SUBSCRIPTION \$14.

PLEASE RUSH ME A ONE-YEAR SUBSCRIPTION AT \$14. SAVE \$4 OFF NEWSSTAND PRICE.

NAME \_\_\_\_\_  
 ADDRESS \_\_\_\_\_  
 CITY \_\_\_\_\_  
 STATE \_\_\_\_\_ ZIP \_\_\_\_\_

TO: WTFW  
 P. O. BOX 371  
 CLAREMONT  
 CA 91711

ATHLETE'S  
 SUBSCRIPTION \$12.

PLEASE RUSH ME A ONE-YEAR SUBSCRIPTION AT \$12. I AM A MEMBER OF THE FOLLOWING SCHOOL OR CLUB TEAM:

TEAM \_\_\_\_\_  
 NAME \_\_\_\_\_  
 ADDRESS \_\_\_\_\_  
 CITY \_\_\_\_\_  
 STATE \_\_\_\_\_ ZIP \_\_\_\_\_

CANADA & MEXICO, ADD \$2.00. FOR OTHER FOREIGN COUNTRIES, ADD \$6.00.

# OUTDOOR MARKS

## MARKS RECEIVED TO 6 JUNE

+ = Not a US Citizen

### 100 METERS (\* = Hand time +0.24)

10.97	Evelyn Ashford (MedTC)
11.16	Jeanette Bolden (UCLA) 11.12w
11.20	Florence Griffith (UCLA) 11.14w
11.26	Jackie Durham (AngSt)
11.32	Sheryl Pernel (TSU)
11.32	Diane Williams (CSLA) 11.13w
11.32	Jackie Washington (Hst) 11.20w
11.33	+Leleith Hodges (LATC/Jam)
11.33	Katherine Wallace (TxCSt)
11.34	Chandra Cheeseborough (TSU)
11.34*	+Merlene Ottey (Nb/Jam) 10.97w
11.36	Benita Fitzgerald (Tn) 11.13w
11.38	Randy Givens (FLSt) 11.23w
11.41	Karen Hawkins (Atoms)
11.43	Lisa Thompson (UNLV) 11.31w
11.43	LaShon Nedd (UCLA) 11.27w

### 200 METERS (\* = Hand time +0.24)

22.29	+Merlene Ottey (Nb/Jam)
22.39	Florence Griffith (UCLA)
22.54*	Randy Givens (FLSt)
22.91	+Marita Payne (FLSt/Can)
23.07	Maris (Tx HS)
23.18	Lisa Thompson (UNLV)
23.21	Michelle Mathias (StanTC)
23.25	Denean Howard (Cal HS)
23.26	LaShon Nedd (UCLA)
23.29	Alice Brown (LATC)
23.34	Cassandra Graham (FV)
23.34	Rosalyn Bryant (LATC)
23.40	Diane Williams (CSLA)
23.41	Karen Hawkins (Atoms)
23.42	+Leleith Hodges (LATC/Jam)

### 400 METERS (\* = Hand time +0.14)

51.71	+Cathy Rattray (Tn/Jam)
51.75	Diane Dixon (NY HS)
51.91	Florence Griffith (UCLA)
51.99	+Marita Payne (FLSt/Can)
52.10	+Charmaine Crooks (UTEP/Can)
52.14*	Delissa Walton (Tn)
52.15	Arlise Emerson (UCLA)
52.20	Rosalyn Dunlap (Mo)
52.29	LaShon Nedd (UCLA)
52.34	Merry Johnson (WLCSt)
52.39	Denean Howard (Cal HS)
52.53	Easter Gabriel (FV)
52.58	Robbin Coleman (Tx)
52.61	Angela Wright (FLSt)
52.64	+Merlene Ottey (Nb/Jam)

### 800 METERS (\* = Hand time +0.14)

2:02.34*	+Evonne Hannus (StanTC)
2:02.55	Delisa Walton (Tn)
2:02.72	+Dorian Lambellet (Cor/Swi)
2:03.02	Lee Ballenger (AW)
2:03.11	Leann Warren (Ore)
2:03.54	Lee Ann Vanlandingham (LSU)
2:04.06	Deann Gutowski (IAM)
2:04.13	Louise Romo (Cal)
2:04.44*	Joetta Clark (Tn)
2:04.78	+Regina Dramiga (NM/Uga)
2:05.04*	Ovrill Brown (FLSt)
2:05.14*	Diana Richburg (NY HS)
2:05.24*	Sue Addison (OreTC)
2:05.43	Regina Jacobs (Stan)
2:05.64*	+Monica Joyce (SDS/GB)

### 1500 METERS (\* = Hand time +0.14)

(# = Intermediate time)	
4:11.44*#	Cindy Bremser (WisUn)
4:11.84*#	Maggie Keyes (AW)
4:12.14*#	Francie Larrieu (NBTC)
4:13.14*#	Cathy Twomey (AW)
4:13.44*	Brenda Webb (AW)
4:14.25	+Lorraine Moller (NBTC/NZ)
4:14.58	+Monica Joyce (SDS/GB)
4:14.64*#	+Regina Joyce (Wash/GB)

4:15.94*#	Michele Bush (UCLA)
4:16.27	Kellie Cathey (Ok)
4:16.54*#	Linda Goen (UCLA)
4:16.54*	Lesley Welch (Va)
4:16.94*#	Polly Plumer (Cal HS)
4:17.04*	Sue Addison (OreTC)
4:17.28	+Lynn Kanuka (SDS/Can)

### 3000 METERS (\* = Hand time +0.14)

8:57.64	Kathy Hayes (Ore)
8:58.14*	Cathy Twomey (AW)
8:58.20	+Ann Audain (PhTC/NZ)
8:59.76	Brenda Webb (AW)
8:59.84*	+Regina Joyce (Wash/GB)
9:00.71	+Lorraine Moller (PhTC/NZ)
9:01.78	+Monica Joyce (SDS/GB)
9:05.65	+Kerry Robinson (Clem/Scot)
9:05.84*	Julie Shea (AW)
9:06.84*	Debbie Eide (OreTC)
9:07.64*	Eryn Forbes (Ore)
9:09.74*	Andrea Fischer (Mo)
9:09.88	+Eva Ernstrom (SDS/Swe)
9:10.75	Rosa Gutierrez (Ore)
9:10.94*	Ceci Hopp (Stan)

### 5000 METERS (\* = Hand time +0.14)

15:08.34*	Mary Decker-Tabb (AW)
15:13.22	+Ann Audain (PhTC/NZ)
15:33.50	Maggie Keyes (AW)
15:34.44*	Brenda Webb (AW)
15:40.23	+Lorraine Moller (NBTC/NZ)
15:44.76	Kathy Hayes (Ore)
15:45.44*	Cathy Branta (Wis)
15:47.67	Eryn Forbes (Ore)
15:51.64*	Francie Larrieu (NBTC)
15:52.04*	+Regina Joyce (Wash/GB)
15:54.64*	Kathy Bryant (Tn)
15:55.64*	+Eva Ernstrom (SDS/Swe)
15:58.14*	+Midge Hamrin (Lamar/Swe)
15:59.34*	+Lynn Kanuka (SDS/Can)
15:59.84*	Kellie Cathey (Ok)

### 10000 METERS (\* = Hand time +0.14)

32:22.64*	Kellie Cathey (Ok)
33:28.24*	Brenda Webb (AW)
33:36.51	Kim Schnurpfeil (Stan)
33:37.68	+Midge Hamrin (Lamar/Swe)
33:48.24*	Jill Molen (Utah)
33:55.10	Eryn Forbes (Ore)
33:57.34*	Michele Bush (UCLA)
33:59.44*	+Patsy Sharples (Ida/RSA)
34:03.04*	+Glynis Quick (MetSt/NZ)
34:07.74*	Ann Locke (Stan)
34:09.54*	Ellen Lyons (Stan)
34:12.54*	+Karen Petley (Wash/Aus)
34:14.64*	Linda McLennon (LibNt)
34:15.50	Jan Oehm (Ariz)
34:16.24*	Aileen O'Connor (Va)

### 100 METER HURDLES (\* = Hand time +0.24)

12.93	Stephanie Hightower (LATC)
12.97	Benita Fitzgerald (Tn)
13.04*	Kim Turner (UTEP)
13.23	Candy Young (FD)
13.42	Tonja Brown (FLSt)
13.48	Lori Dinello (Fl)
13.51	Lori Smith (CSLB)
13.52	Pam Page (LATC) 13.31w
13.54*	Rhonda Scott (St)
13.57	Jan Yarbrough (CP/SLO)
13.60	Carolyn Faison (FLSt)
13.63	Carol Lewis (Hst)
13.63	Rhonda Blanford (Nb)
13.65	Lorna Russell (Pur)
13.68	Maureen McGee (IAM)

### 400 METER HURDLES (\* = Hand time +0.14)

56.46	Tonja Brown (FLSt)
56.67	Tammie Etiennt (MetSt)
57.17	Edna Brown (Temple)
57.34	Sandra Farmer (LATC)
57.84*	Colleen Williams (Id)
57.86	Pat Melton (Yale)
57.91	Robin Marks (Ariz)
57.93	Kim Whitehead (MorgSt)
58.16	Val Morgan (Ga)
58.20	+Dana Wright (OldD/Jam)
58.21	Faye Paige (CSLB)
58.40	Lynn Gamble (FV)
58.45	Dorris Hart (Penn St)
58.55	Marlene Harmon (LATC)
58.59	Debbie Esser (Un)

### HIGH JUMP

6'5	+Debbie Brill (PCC/Can)
6'2 3/4	+Charmaine Gale (Ariz/RSA)
6'2 3/4	Joni Huntley (PCC)
6'2 3/4	Kym Carter (Kan HS)
6'2	+Suzanne Lorentzen (UTEP/Swe)
6'2	Sue McNeal (CP/SLO)
6'1 1/4	+Julie White (Bos/Can)
6'1 1/4	+Disa Gisladdottir (Al/Ice)
6'1 1/4	Phyllis Blunston (CSB)
6'0 3/4	Colleen Rienstra (WAC)
6'0 3/4	Carolyn Ford (Lamar)
6'0	Terri Turner (Tx HS)
6'0	+Maria Zanandrea (BYU/Bra)
6'0	Sheri Collins (Ore HS)
6'0	Renee Nickles (Ok)
6'0	Jane Clough (Ok)
6'0	Holmes (Ariz)
6'0	Frances Daniell (Ohio U)
6'0	Wendy Markham (FLSt)

### LONG JUMP

22' 1	Carol Lewis (Hst)
21' 9 1/2	+Jennifer Innis (CSLA/Guy)
21' 8 3/4	Jackie Joyner (UCLA)
21' 6 3/4	Gwen Loud (CA)
21' 5 1/2	Halcyon McKnight (Kan) 21'10 1/2w
21' 4 3/4	Pat Johnson (Wis)
21' 2 3/4	Kathy McMillan (CA)
21' 2 3/4	+Myra Van Niekerk (Mac/RSA)
21' 2 1/4	Donna Thomas (Nlx)
21' 2	+Dorothy Scott (Atoms/Jam)
21' 1	Melody Smith (Tx HS)
21' 0	Kim Schofield (Fl)
20' 11 1/2	Kathy Rankins (Ga)
20' 11 1/2	Lori Risenhoover (AdamsSt)
20' 10 3/4	+Kelly Wenlock (KanSt/GB)

### SHOT PUT

57' 3/4	+Meg Ritchie (Ariz/GB)
56' 9 1/2	Lorna Griffin (AW)
55' 11 3/4	+Marita Walton (Md/Ire)
55' 0 1/4	+Rose Hauch (Tn/Can)
54' 2 1/2	Denise Wood (KnoxTC)
54' 0 1/2	Elaine Sobansky (Penn St)
53' 11	Sandy Burke (NE)
53' 5 1/4	+Ria Stalman (LATC/Hol)
53' 4	Ramona Pagel (CSLB)
52' 11 1/2	Annette Bohach (Ind)
52' 7 1/2	Nini Davis (StJohn's)
52' 6	+Cecil Hansen (Ok/Nor)
52' 2 1/4	Natalie Kaaiawahia (Cal HS)
52' 2 1/4	+Jennifer Smit (UTEP/Hol)
51' 11 1/4	Annie McElroy (CSLB)

### DISCUS THROW

218' 5	+Ria Stalman (LATC/Hol)
216' 8	+Meg Ritchie (Ariz/GB)
199' 9	Leslie Deniz (ArizSt)
191' 5	Lorna Griffin (AW)
190' 10	Kathy Picknell (OreTC)
187' 2	+Patricia Walsh (Tn/Ire)
184' 0	Penny Neer (Mich)
183' 2	Denise Wood (KnoxTC)

181'10	Jan Svendsen (Un)
180' 7	Julie Hansen (SW)
179' 0	Carol Cady (Stan)
178' 3	Lynn Anderson (Un)
177'10	Pia Iacovo (Al)
175' 6	Jackie Wallace (Tn)
174' 3	Julie Jones (BYU)

**JAVELIN THROW**

211' 3	Karin Smith (CP/SLO)
202' 0	Kate Schmidt (PCG)
199' 1	Lynda Hughes (Ore)
195' 0	Dana Olson (Hst)
194' 9	Cathy Sulinski (Mil.L)
188' 6	Sally Harmon (Ore)
181'10	+Cindy Crapper (Ky/GB)
178'10	Patty Kearney (OreTC)
174' 7	Danella Barnes (GP/SLO)
173' 7	Susie Ray (UCLA)
173' 6	Barbara Moro (FulJC)
173' 3	Liz Mueller (PalJC)
173' 0	Deanna Carr (Wash)
171'10	Martha Hart (Ariz)
170' 9	+Lorri Kokkola (Tx/Can)

**HEPTATHLON**

6423	Jane Frederick (AW)
6099	Jackie Joyner (UCLA)
5786	Cindy Greiner (OreTC)
5671	+Annette Tannander (Col/Swe)
5637w	Susie Ray (UCLA)
5592	Sonya Crowther (OreSt)
5581	Cindy Banks (GBTC)
5526	Carrie McNaughton (SDS)
5514	Kathy Raugust (Cal)
5498	Kerry Zwart-Bell (USC)
5471	Mary Harrington (Un)
5470w	Tonya Alston (WAG)
5458	Sue Brownell (Va)
5450	+Myrtle Chester (Tn/Guy)
5440	Renee Nickles (Ok)

**4x100 METERS**

43.67	Nebraska
43.73	Florida State
43.84	Wilt's AC
43.86	UCLA
44.27	CS Los Angeles
44.33	LATC
44.36	Tennessee
44.38	Atoms TC
44.49	Prairie View
44.68	Houston
45.00	UTEP
45.02	Coast Athletics
45.15	Cal Poly/SLO
45.22	SC Cheetahs
45.22	San Diego State

**4x200 METERS (\*=Hand time +0.14)  
(#=4x220y -0.50)**

1:33.75	Wilt's AC
1:34.34*#	Florida State
1:35.34*	Prairie View
1:35.64*	Morgan State
1:37.11	South Carolina State
1:37.34*	Berkeley HS, Cal
1:37.61	Coast Athletics
1:37.74*	Texas Southern
1:37.78	LATC
1:38.04*	Southern
1:38.24	Cal Poly/SLO
1:38.43	CS Bakersfield
1:38.54*	Atoms TC
1:38.59	Arizona State
1:38.66	St. Augustine

**4x400 METERS (\*=Hand time +0.14)**

3:28.55	Tennessee
3:28.70	Florida State
3:30.44	UCLA
3:31.84*	Prairie View
3:32.82	Wilt's AC
3:35.04*	Stanford TC
3:35.44*	Atoms TC
3:37.45	Texas Southern
3:37.89	LATC
3:38.29	Howard
3:38.44	Houston
3:38.66	Texas
3:38.68	UNLV
3:38.70	BOHAA TC
3:38.72	Mississippi Valley St

**4x800 METERS (\*=Hand time +0.14)  
(#=4x880y -3.00)**

8:32.12	Tennessee
8:32.13	Virginia
8:39.44	Texas
8:40.62	Villanova
8:43.57	Penn State
8:45.65	Michigan State
8:47.37#	Atoms TC
8:49.89	Delaware State
8:50.06	Wisconsin
8:50.64*	Purdue
8:51.36	Indiana
8:51.44	Texas Southern
8:51.84*	Cal Poly/SLO
8:52.33#	Moorhead State
8:53.67	New Mexico

**800 METER MEDLEY (\*=Hand time +0.14)**

1:38.84*	Nebraska
1:38.85	Prairie View
1:39.40	Tennessee
1:39.64	UTEP
1:39.71	Texas
1:40.34*	Missouri
1:40.94*	UCLA
1:40.98	Houston
1:41.01	DC International
1:41.01	Texas Southern
1:41.34*	LATC
1:41.44	Tennessee State
1:41.72	North Texas State
1:41.74	Wilt's AC
1:41.84*	Iowa State

**DISTANCE MEDLEY (\*=Hand time +0.14)**

11:11.44*	San Diego State
11:12.51	Virginia
11:18.22	Tennessee
11:20.54*	Stanford
11:28.97	Florida State
11:30.55	Penn State
11:33.63	Villanova
11:36.20	Pennsylvania
11:38.74*	Cal Poly/SLO
11:43.53	University HS, Irvine, Ca
11:54.94*	BYU
11:55.34*	North Carolina
12:02.16	Oregon State

**4xOne Mile**

19:48.84	Clemson
20:28.06	California
20:51.66	Occidental

**4xONE MILE (\*=Hand time +0.14)**

18:52.64*	University HS, Irvine, Ca
19:32.84*	Millikan HS, LBeach, Ca
19:38.54*	Clovis HS, Ca
19:48.84	Clemson
20:28.06	California
20:51.66	Occidental

**14K GOLD  
RUNNER**



ACTUAL SIZE

BEAUTIFUL 14K SOLID GOLD CHARM... for Neckchain or bracelet. Great for women, men, girls or boys.

**\$14.95 EACH**

(Includes postage & handling)

**ORDER FORM**

NAME \_\_\_\_\_

ADDRESS \_\_\_\_\_

CITY \_\_\_\_\_

STATE \_\_\_\_\_ ZIP \_\_\_\_\_

Enclosed please find my check for \$14.95 for each charm. or.  MC  VISA  AX

CARD# \_\_\_\_\_ EXP. DATE \_\_\_\_\_

MAIL TO: **THE GOLD CO.**  
296 E. 5TH ST., EUGENE, OR 97401

**MARATHON EVOLUTION**

3:40:22	Violet Piercy (GB)	26
3:27:45	Dale Grieg (GB)	64
3:19:33	Millie Sampson (NZ)	64
3:15:22	Maureen Wilton (Can)	67
3:07:26	Anni Erdcamp (FRG)	67
3:02:53	Caroline Walker (US)	70
3:01:42	Beth Bonner (US)	71
2:46:30	Adrienne Beames (Aus)	71
2:46:24	Chantal Langlace (Fra)	74
2:43:55	Jackie Hansen (US)	74
2:42:24	Liane Winter (FRG)	75
2:40:16	Christa Vahlensieck (FRG)	75
2:38:19	Jackie Hansen (US)	75
2:35:16	Chantal Langlace (Fra)	77
2:34:48	Christa Vahlensieck (FRG)	77
2:32:30	Grete Waitz (Nor)	78
2:27:33	Grete Waitz (Nor)	79
2:25:42	Grete Waitz (Nor)	80
2:25:29	Allison Roe (NZ)	81

(From "Athletics Weekly")

**CLASSIFIED**

CLASSIFIED ADVERTISEMENT:-20¢ per word. Send to PO Box 371, Claremont California 91711.

Be informed of the latest in physical fitness. Read PHYSICAL FITNESS NEWSLETTER, Dept. 750, PO Box 195, Western Springs, Illinois 60558. \$1.00 for introductory copy.

# 1982 U.S.A. INDOOR LIST

## LONG JUMP

21' 11 1/4	(1)	Veronica Bell (SCC)	New York	2-26
21' 2 3/4	(1)	Carol Lewis (Hst)	Ok City	2- 6
21' 2 3/4	(2)	Kathy McMillan (WAC)	New York	2-26
20' 10 1/4	(1)	Pat Johnson (Wisconsin)	Madison	12- 7
20' 10 1/4	(3)	Evaline Hatcher (MorganSt)	New York	2-26
20' 9 3/4	(1)	Jeanette Williams (IniSt)	Bloomington	1-16
20' 8 3/4	(1)	Donna Thomas (NTxSt)	Cedar Falls	3-13
20' 6	(1)	+Kelly Wenlock (KanSt/GB)	Lincoln	2-27
20' 5 1/4	(6)	+Dorthe Rasmussen (IowaSt/Den)	Milan	3- 7
20' 3	(1)	Pat Miller (Wyoming)	Provo	2-20
20' 2 3/4	(3)	Becky Kaiser (Illinois)	Cedar Falls	3-13
20' 1 1/4	(4)	+Annette Tanander (Col/Swe)	Cedar Falls	3-13
20' 0 1/4	(5)	Vivian Riddick (Penn St)	Cedar Falls	3-13
19' 11 1/4	(2)	Tudie McKnigh (Kansas)	Lincoln	2-26
19' 11 1/4	(1)	Dorothy Ptomey (Springfield)	Boston	12- 8
19' 11	(1)	Tamela Penny (Maryland)	Richmond	1- 9
19' 10 1/4	(2)	Sheriffa Sanders (Ok)	Ok City	2- 6
19' 10 1/4	(6)	Gayle Brandon (EILL)	Cedar Falls	3-13
19' 10 1/4	(1)	Piper Bressant (Florida)	Gainesville	1-16
19' 8 3/4	(2)	Patricia Eiting (Indiana)	Bloomington	2-26
19' 8 3/4	(1)	Robin Taylor (Old Dom)	Louisville	2- 6
19' 7 3/4	(1)	Lorrie Thorton (Michigan)	Kalamazoo	1-23
19' 6 3/4	(7)	Lisa Staton (NCar)	Cedar Falls	3-13
19' 6 1/2	(3)	Kathy Rankin (Georgia)	Blacksburg	1-30
19' 6	(P)	Nancy Kindig (Nb)	Cedar Falls	3-12

## Late Additions

20' 0		Lisa Staton (N.Car)		
19' 11		Gayle Brandon (Purdue)		
19' 6 1/4		Tracey Valentine (VaHS)		
19' 6		Tracy Armstead (SUNY)		

## SHOT PUT

55' 11 1/4	(1)	+Marita Walton (Md/Ire)	New York	2-26
55' 7 3/4	(1)	+Rose Hauch (Tn/Can)	Blacksburg	1-30
55' 1 1/4		Denise Wood (KnoxvilleTC)		
54' 4 1/2	(3)	Elaine Sobansky (Penn St)	Cedar Falls	3-13
53' 5 1/2	(1)	Sandy Burke (Northeastern)	Hanover	1- 8
52' 5 1/2	(4)	+Cecil Hansen (Ok/Nor)	Cedar Falls	3-13
51' 11 1/4	(5)	Anne McElroy (CSLB)	New York	2-26
51' 9	(6)	+Cindy Crapper (Ky/Can)	Cedar Falls	3-13
51' 5 3/4	(2)	Nini Davis (St.Johns)	Princeton	2- 6
50' 9 3/4		Ramona Pagel (CSLB)		
50' 5 3/4	(7)	Julie Jones (BYU)	Cedar Falls	3-13
50' 4 3/4	(8)	Annette Bohach (Indiana)	Cedar Falls	3-13
50' 1 1/4	(7)	Lorna Griffin (AthWst)	New York	2-26
50' 0 3/4	(1)	Caryl Van Pelt (Wash)	Portland	1-30
49' 11 1/4	(2)	Robin Small (Nb)	Lincoln	2-27
49' 10	(1)	Marcia Mecklenberg (Un)	Moscow	1-31
49' 5 3/4	(2)	+Pat Walsh (Tn/Ire)	Bloomington	2-20
49' 5	(3)	Stine Lerdahl (Kansas)	Lincoln	2-27
49' 1 1/2	(4)	Sharon Mitnik (Temple)	Cedar Falls	3-13
48' 11 1/4	(1)	Carol Cady (Stanford)	Pocatello	1-30
48' 4	(1)	Jo Beth Palmer (Texas)	Baton Rouge	2-20
48' 4	(1)	Carrie Shewbart (BartCntCC)	Champaign	3- 6
48' 3 3/4	(1)	+Jennifer Smit (UTEP/Hol)	Albuquerque	2- 6
48' 2 3/4	(2)	Lisa Ferry (Hst)	Baton Rouge	2-20
48' 2 1/2	(1)	Soderling (Nb Wesleyan)	Lincoln	2-19
48' 2	(3)	Pia Iacovo (Alabama)	Baton Rouge	2-20
48' 0 3/4	(1)	Karen Waddell (PV)	Jackson	2- 9
47' 6 3/4	(2)	Kathy Picknell (Ore TC)	Portland	1-30
47' 4 1/2	(1)	Janis Stucky (Kansas St)	Kansas City	1-23
47' 4	(1)	Pinky Suggs (ManTC)	Kansas City	1-23
47' 2	(1)	Jodi Smith (WVinginia)	Morgantown	12- 5
46' 11 1/4	(1)	Sharon Lotmore (Florida)	Baton Rouge	2- 6
46' 11 1/4	(2)	Nadine Cox (Ohio St)	Bloomington	2-27
46' 11 1/2	(1)	Karen Nitsch (Wisconsin)	Normal	2-20
46' 9	(3)	Gail Smith (Iowa)	Bloomington	2-27
46' 9	(4)	Rhea Rogers (Illinois)	Bloomington	2-27
46' 8 3/4	(4)	Gail Koziara (Dartmouth)	Hanover	1- 8
46' 8 3/4	(1)	Karen Wood (Nb)	Columbia	2-20
46' 8	(1)	Terri Byland (Kent St)	Pittsburgh	2- 6
46' 6 3/4	(1)	Melody Torcolacci (Queens)	Syracuse	1-17
46' 5 1/2	(4)	Katie Osbourn (Un)	Lincoln	2-13
46' 2 1/2	(4)	Marilyn Senz (Penn St)	Newark	2-14
46' 2 1/4	(1)	Carol Halland (MontanaSt)	Pocatello	2-26
46' 2 1/4	(2)	Carol Albano (MSU)	Pocatello	2-26
46' 1 1/4	(3)	Sue Doucette (Idaho St)	Pocatello	2-26
45' 7 3/4		Early Douglas (TxTech)		
45' 5		Tracy Toon (Virginia HS)		

45' 3 1/2	(2)	Kim Carpenter (MacCntCC)	Champaign	3- 6
45' 2	(1)	Kim Johnson (Harvard)	Cambridge	

## Late Addition

46' 7		June Reid (NYHS)		
<b>4x220 (*=Hand time +0.14; #=4x200 +0.50)</b>				
1:37.70	(1)	Nebraska	Cedar Falls	3-13
1:37.77#	(1)	Morgan State	Morgantown	3- 6
1:38.28	(1)	Florida State	Baton Rouge	2-20
1:38.35#	(1)	DC International	Sherbrooke	2- 7
1:38.64#	(1)	UN Las Vegas	Flagstaff	2- 6
1:39.74#	(2)	Temple	Morgantown	3- 6
1:39.84	(2)	Houston	Baton Rouge	2-20
1:39.94*	(1)	Tennessee State TC	Louisville	2- 6
1:40.44*	(2)	Kansas	Lincoln	2-27
1:40.52	(2)	Ms AC	Hanover	1- 8
1:40.54*	(3)	Oklahoma	Lincoln	2-27
1:41.05	(1)	Eastern Illinois	Charleston	2-27
1:41.23	(3)	Texas	Baton Rouge	2-20
1:41.26	(1)	Michigan State	Bloomington	2-27
1:41.45	(1)	Arkansas	Columbia	2-20
1:41.51		BOHAA		
1:41.58	(4)	Missouri	Lincoln	2-27
1:41.94*	(1)	Old Dominion	Newark	2-14
1:42.00	(2)	Michigan	Bloomington	2-27
1:42.24*	(2)	Tennessee	Louisville	2- 6
1:42.34*	(3)	Auburn	Louisville	2- 6
1:42.41	(5)	Colorado	Lincoln	2-27
1:42.54*	(1)	Iowa	Iowa City	2-20
1:42.64*		Boy's & Girl's HS, Brooklyn		
1:42.64	(3)	Wisconsin	Bloomington	2-27
1:42.88	(3)	Indiana State	Charleston	2-27
1:42.91	(1)	Eastern Michigan	Ypsilanti	2- 9
1:42.94*	(1)	Princeton	Cambridge	2-27
1:43.01	(2)	Georgia	Princeton	2- 6
1:43.20#	(3)	St. John's	Morgantown	3- 6
1:43.27	(1)	Dynamite TC	Hanover	1- 8
1:43.31	(4)	Illinois	Bloomington	2-27
1:43.33	(3)	Boston International TC	Hanover	1- 8
1:43.58#	(1)	Northern Arizona	Flagstaff	2-27
1:43.64*		Atoms TC		
1:43.84*	(1)	Boston University	Cambridge	2- 5
1:43.90	(3)	New York Tech	Princeton	2- 6
1:43.94	(2)	Bowling Green	Ypsilanti	2- 9
1:44.06	(4)	Western Illinois	Charleston	2-27
1:44.14*	(1)	UMES	Annapolis	2- 5
1:44.24*	(1)	Drake	Cedar Falls	3- 6
1:44.40	(2)	Iowa State	Columbia	2- 7
1:44.43	(1)	Purdue	Cambridge	2-13
1:44.43#	(2)	Ohio University	Kalamazoo	2-27
1:44.44#	(1)	Maryland/ES	Newark	2-21
1:44.55	(1)	Nebraska/Omaha	Cedar Falls	2-13
1:44.74*#	(3)	Murray State	Normal	2-20
1:44.74*		Boston University TC		
1:44.75	(3)	Southeastern Missouri	Columbia	1-29
1:44.92	(6)	Ohio State	Bloomington	2-27
1:44.93#	(2)	Air Force Academy	Flagstaff	2-27

## Late Additions

1:40.58		Eastern Illinois		
1:42.28		Boy's & Girl's HS, Brooklyn		
1:44.24		Trenton HS, NJ		
1:44.68		Hempstead HS, NY		
<b>4x440 (*=Hand time +0.14; #=4x400 +1.20)</b>				
3:39.31#	(1)	Prairie View A&M	Jackson	2- 9
3:39.32	(1)	Ms AC	Towson	
3:40.49h	(1)	Atoms TC	New York	2-26
3:40.72h	(2)	Wilt's AC	New York	2-26
3:41.05#	(1)	Stanford TC	E.Rutherford	1-16
3:41.94	(2)	DC International	New York	2-26
3:43.24*	(1)	Tennessee State	Louisville	2- 6
3:44.39#	(1)	Temple	Morgantown	3- 6
3:44.66	(1)	Texas	Cedar Falls	3-13
3:45.03#	(2)	Morgan State	Morgantown	3- 6
3:45.66	(2)	Virginia	Cedar Falls	3-13
3:45.86	(1)	Nebraska	Lincoln	2-13
3:46.06h	(1)	Boston International TC	New York	2-26
3:46.50	(1)	Florida State	Montgomery	2-13
3:46.70	(3)	BOHAA	New York	2-20
3:47.31	(2)	Mississippi Valley	Kansas City	2-26
3:48.06	(1)	Indiana	Bloomington	2-27

3:48.47	(1)	Old Dominion	New York	2-12	9:27.14*	(2)	Boston International TC	Hanover	1- 8
3:48.49h	(2)	Houston	New York	2-26	9:27.62	(1)	Moorhead State	Northfield	3-12
3:48.55	(1)	Kansas	Lincoln	2-27	9:28.24*		Temple		
3:48.71	(2)	Michigan State	Bloomington	2-27	9:29.29	(2)	Kansas State	Kansas City	1-23
3:48.71	(5)	Rutgers	Cedar Falls	3-13	9:29.65		West Chester State		
3:48.90	(2)	Oklahoma	Lincoln	2-27	9:30.25#	(1)	Mankato State	St.Cloud	2- 5
3:49.40	(1)	Florida	Newark	2-21	9:30.34*	(3)	Liberty AC	Hanover	1- 8
3:49.89#	(1)	UN Las Vegas	Flagstaff	2- 6	9:30.48	(5)	Alabama	Baton Rouge	2-20
3:50.03	(3)	Iowa State	Lincoln	2-27	9:30.64*#	(3)	Connecticut	Boston	2-28
3:50.29	(3)	Villanova	Newark	2-21	9:32.04*#	(1)	Syracuse	Syracuse	2- 5
3:50.44*	(1)	Club New York	Philadelphia	1-22	9:32.14*	(1)	St. John's	Storrs	2-13
3:51.10	(2)	Ohio State	Champaign	2-13	9:33.84*		New York PAL		
3:51.27	(3)	Illinois	Champaign	2-13	9:34.24*		Elite TC		
3:51.45	(1)	Tennessee	Bloomington	2-20	9:34.64*	(2)	Boston University	Cambridge	2- 5
3:51.77	(1)	Southern University	Kansas City	1-23	9:34.71	(5)	Kansas	Lincoln	2-27
3:51.88	(4)	Wisconsin	Bloomington	2-26	9:35.52#	(5)	Kent State	Kalamazoo	2-27
3:52.24	(4)	Princeton	Princeton	2- 6	9:35.54*	(4)	Brown	Cambridge	2-13
3:52.92#	(4)	CAIA	E.Rutherford	1-16	9:35.94	(1)	Cloud County CC, Ks	Champaign	3- 6
3:53.16	(1)	Eastern Illinois	Charleston	2-27	9:36.24*#	(4)	Springfield	Boston	2-28
3:53.17	(4)	Indiana State	Champaign	2-13	9:36.24*#	(1)	Holy Cross	Lewiston	3- 7
3:53.54*	(1)	Iowa	Iowa City	2-20	9:36.34*#	(4)	Illinois State	Normal	2-20
3:53.54h	(4)	Southern California Cheetahs	New York	2-26	9:36.34*	(5)	Cornell	Cambridge	2-27
3:53.62	(2)	Jackson State	Kansas City	1-23					
3:53.74*	(2)	Delaware State	Newark	2-14					
3:53.89	(2)	Indiana	Bloomington	2-20					
3:54.24*	(3)	Penn State	Newark	2-14					
3:54.24*	(2)	Drake	Cedar Falls	3- 6					
3:54.27#	(1)	Air Force Academy	Flagstaff	2-27					
3:54.74*#	(2)	Western Illinois	Normal	2-20					

Late Additions

3:46.59	Central HS, Pleasant, Md
3:51.52	Gratz HS, Philadelphia
3:53.14	Brookline HS, Ma
3:53.44	Columbia HS, NJ

4x880 (\*=Hand time +0.14; #=4x800 +3.00)

8:47.09	(1)	Wisconsin	Bloomington	2-26
8:47.26	(1)	Florida State	Cedar Falls	3-13
8:49.76	(2)	Michigan State	Bloomington	2-26
8:50.39	(3)	Texas	Cedar Falls	3-13
8:53.12	(4)	Michigan	Cedar Falls	3-13
8:54.74	(5)	Nebraska	Cedar Falls	3-13
8:56.74*	(1)	Harvard	Cambridge	2-13
8:58.74*	(2)	Purdue	Cambridge	2-13
9:01.74*#	(1)	Virginia	Blacksburg	2-21
9:03.44	(5)	Iowa	Bloomington	2-26
9:03.46	(6)	Indiana	Bloomington	2-26
9:04.52#	(1)	Rutgers	Morgantown	3- 6
9:05.53#	(2)	Penn State	Morgantown	3- 6
9:07.14*#	(2)	Richmond	Blacksburg	2-21
9:07.34*	(3)	Villanova	Princeton	2- 8
9:08.74	(7)	Minnesota	Bloomington	2-26
9:10.00#	(1)	Brigham Young	Flagstaff	2-27
9:11.54*	(1)	St. Olaf	Northfield	2-26
9:12.75	(2)	Iowa State	Lincoln	2-27
9:14.19#	(1)	Eastern Michigan	Kalamazoo	2-27
9:15.15#	(2)	Central Michigan	Kalamazoo	2-27
9:16.00	(8)	Illinois	Bloomington	2-26
9:16.14*		Liberty TC		
9:18.23#	(3)	Ohio University	Kalamazoo	2-27
9:19.17	(1)	Texas Southern	Kansas City	2-26
9:19.44*#	(1)	New Hampshire	Boston	2-28
9:20.08#	(4)	Bowling Green	Kalamazoo	2-27
9:20.14*	(2)	Princeton	Cambridge	2-27
9:21.14*	(3)	Pennsylvania	Cambridge	2-27
9:22.04*#	(2)	Rhode Island	Boston	2-28
9:22.38	(3)	Colorado	Lincoln	2-27
9:23.34*#	(3)	James Madison	Blacksburg	2-21
9:23.46#	(2)	Air Force Academy	Flagstaff	2-27
9:23.84*#	(1)	Western Illinois	Normal	2-20
9:24.06	(4)	Missouri	Lincoln	2-27
9:24.09	(2)	Saginaw Valley	Kansas City	2-27
9:24.34*#	(2)	Indiana State	Normal	2-20
9:24.50	(2)	Ohio State	Bloomington	2-26
9:24.84*	(2)	Drake	Iowa City	2-20
9:25.44*	(1)	Yale	New Haven	1-23
9:26.04*		Delaware State		
9:26.34*		William & Mary		
9:26.60#	(3)	Wyoming	Flagstaff	2-27
9:26.70	(1)	Arkansas	Columbia	2-20
9:26.94*	(4)	Dartmouth	Cambridge	2-27
9:26.99	(3)	Midland	Kansas City	2-27

Late Additions

9:14.47	Valley HS, Pa
9:23.25	Summit HS, NJ
9:28.71	Herbfields HS, NY
9:33.99	Kearney HS, NJ

DISTANCE MEDLEY (\*=Hand time +0.14)

(Ed.Note:-We found it impossible to separate the medley relays run in yards from those run in meters. Meet results for the most part did not give this information. Contacts with meet directors at a later date was useless. So here are the 1982 marks as received.)

11:19.39	(1)	Virginia	Princeton	2- 8
11:26.14	(1)	Brigham Young	Lincoln	2-13
11:29.31	(2)	Wisconsin	Lincoln	2-13
11:29.54	(3)	Iowa	Lincoln	2-13
11:29.98	(2)	Richmond	Cedar Falls	3-12
11:32.75	(4)	Missouri	Lincoln	2-13
11:32.96	(2)	Penn State	Princeton	2- 6
11:34.24	(5)	Iowa State	Lincoln	2-13
11:35.84	(1)	North Carolina State	Newark	2-21
11:38.91	(1)	Purdue	Bloomington	2-27
11:40.64*	(1)	Georgetown	Morgantown	3- 6
11:49.10	(5)	Georgia	Princeton	2- 6
11:51.04*	(1)	Michigan	E.Lansing	1-16
11:52.07	(3)	Indiana	Bloomington	2-26
11:53.14	(6)	Villanova	Princeton	2- 8
11:54.50	(1)	Arkansas	Charleston	2-27
11:57.34	(1)	Drake	Champaign	2-12
12:00.33	(2)	Western Illinois	Champaign	2-12
12:00.34*	(2)	North Carolina	Chapel Hill	2- 6
12:01.24*	(3)	St. John's	Morgantown	3- 6
12:03.55	(1)	Western Michigan	Kalamazoo	2-27
12:03.59	(2)	Bowling Green	Kalamazoo	2-27
12:05.62	(2)	Colorado	Lincoln	2-26
12:06.14	(8)	Rhode Island	Princeton	2- 6
12:07.34*	(1)	State College HS, Pa	Princeton	2- 6
12:08.54*	(2)	Florida	Gainesville	1-23
12:08.94*	(9)	Princeton	Princeton	2- 6
12:10.64*	(3)	West Chester State	Newark	2-14
12:10.74	(5)	Michigan State	Bloomington	2-26
12:12.74	(2)	Illinois	Lafayette	1-30
12:13.31	(1)	Mankato State	Cedar Falls	2-13
12:13.94*	(2)	Virginia Tech	Blacksburg	2-21
12:14.14*	(1)	Eastern Michigan	Kalamazoo	1-23
12:15.13	(2)	Kansas State	Kansas City	1-23
12:16.04*	(1)	Ohio State	Columbus	1-15
12:19.59	(6)	Utah State	Lincoln	2-13
12:19.94*	(7)	Minnesota	Bloomington	2-26
12:22.74*	(2)	North Hunterdon HS, NJ	Princeton	2- 6
12:23.44*	(1)	Northern Iowa	Iowa City	2-20
12:24.34*	(4)	Temple	Newark	2-14
12:24.69	(4)	Maryland	Newark	2-21
12:24.84*	(1)	Kent State	Columbus	1-30
12:25.95	(2)	Utah	Pocatello	1-16
12:29.10	(4)	Illinois State	Champaign	2-12

Late Additions

11:34.17	Purdue
12:02.87	State College HS, Pa
12:12.02	North Quincy HS, Ma
12:06.02	St.Francis HS, NY

# SOME OF OUR BEST SHOES ARE ON THE WORST SELLER LIST.

It's a curse we have to live with. Unless, of course, some 30 million folks wake up tomorrow and start throwing the javelin.


That's about the only way these specialty track and field shoes can get the recognition they deserve. Better make that—the sales they deserve.

Because we consider an American record in the triple jump, or a world record for the discus, and a world best at sea level in the long jump... little things like that... to be recognition enough.

If we didn't, we wouldn't invest so much time and technology in a bunch of off-beat shoes. We certainly wouldn't waste money advertising them.


We do. And that's enough of that. Now, for the infamous Nike Seven:

**1.** PV 19. The whole point of this shoe is to give pole vaulters a stable jumping platform. And do it with a minimum of weight. The two-color jumping/running spike plate and reinforced nylon upper will help get you



up there. Getting down is your problem.

**2.** SD 73. Never was fit so critical. When you're throwing the shot, or the discus, you want the foot held firmly back in the shoe during




the powerful turning and lifting phases. That's why the criss-cross straps. You also want a non-stretch nylon upper for lightness and durability. A wrapped, textured outsole for excellent traction. And wear. On any ring surface.

**3.** HJ 8. Floppers and straddlers have one thing in common. Namely, the need for superior spring and lift. Here it is, with a full length, one-piece spike plate, good for either style. Plus pyramid rubber outsole for



better traction. And a nice snug fit. The HJ 8 also comes with matching non-jumping shoe.

**4.** TJ 60. It's three shoes in one, actually. With both midsole and



outsole wrapped-up at the heel, so triple jumpers can take advantage of its unique "rocker" effect. Reinforced with suede side panels. Metal eyelets for longer shoe life. Impressive, three times over.


**5.** LJ 29. True, you don't have to be a world-class long jumper to feel the extra



traction and lift that come from this six hole spike plate. But it helps. Built for extended flight,


the LJ 29 not only has suede side panels for stability and strength, but an extra nylon panel to protect the toe area during take-off.

**6.** J 300. The serious javelin thrower wants that foot to stick securely in the boot.



Thus the lateral support strap. You also want it to stick in the ground. So the J 300 comes with six spike holes in the forefoot, four in the rear. About the only thing that won't stick is the toe, thanks to a hefty wrap-around guard.

**7.** El Viento. Built for one of the true minority groups, the El Viento gives race walkers a unique midsole and wedge arrangement to cushion and stabilize the foot. A beveled heel allows for smoother



heel strike. Plus longer wear to the Anatomical Outsole.™

You have to wear these shoes to appreciate them. That's easier said than done, however. While they may be the most sophisticated models on the market, most places don't want anything to do with them. Which is nice. Because when it comes time for you to buy shoes, it always helps to know who your friends are.

