

# WOMEN'S TRACK & FIELD WORLD

Vol. 17, No. 7

July 1984

\$1.50



**“ROOOOOOTH”**

BULK RATE  
U.S. POSTAGE  
PAID  
SAN BERNARDINO, CA 92403  
PERMIT NO. 315

The only publication in the world devoted exclusively to Women's Track & Field

# Women's Track & Field World



VINCE REEL  
Editor & Publisher

RICH EDE  
High School Editor  
(714) 624-1484

JANE STARY  
Advertising Director  
(714) 624-5955

PHOTOGRAPHERS: Jeff Johnson, Bill Leung, Cindy Collins, Tony Duffy (England), Mike Bailey (Canada), Gladys Chai (Far East)


CORRESPONDENTS: SOUTH AFRICA, Gerardo Bonhoff; AUSTRALIA, Bernie Cecins; Belgium, Nic Lemmons;

CORRESPONDENTS: SOUTH AFRICA, Gerardo Bonhoff; AUSTRALIA, Bernie Cecins; BELGIUM, Nic Lemmons; CANADA, Lyle Sanderson, Ted Radcliffe; DENMARK, Palle Lassen; CZECHOSLOVAKIA, Alfred Janecky, Milan Skocovsky; FINLAND, Torsten Lindquist; FRANCE, Andre Alberty; EAST GERMANY, Ernst Elert, Wolfgang Gitter; AFRICA, Yves Pinaud; WEST GERMANY, Heinz Cavalier, Max Heirath, Fritz Steinmetz; ASIA, Rolf Von Der Laage; GREECE, Matthew Artavans; ENGLAND, Andrew Huxtable, Mel Watman; HOLLAND, J. Koumans; HUNGARY, Gabriel Szabo; ICELAND, Oren Eidson; ISRAEL, Abraham Green; ITALY, Luigi Mengoni; JAPAN, Atsushi Hoshino, Wakai Maeda; MALAYSIA, Gurbaksh Singh Kler; PHILIPPINES, Sy Yinchow; PUERTO RICO, Fernando Rodil; NORWAY, Erik Aarset, Einar Otto Oren; RUMANIA, Nicole Marasecu; SOUTH AFRICA, Gert Le Roux; SPAIN, Alfonso Posada Sanche, Jose Corominas; SWEDEN, Owe Froberg; TURKEY, Turan Goker; USSR, Anatoli Kashcheyev, Ilya Lokshin, Vladimir Otkalenko; WEST INDIES, Richard Ashenheim; YUGOSLAVIA, Leo Lang; USA, 1536 SID's and LESTER B. HANSON.

WOMEN'S TRACK & FIELD WORLD is mailed third class bulk rate at San Bernardino, California, and is not forwardable. When you move please let us know at least 5 weeks in advance if possible.



## REEL OFF



A couple of issues ago we said in our Kaleidoscope column that we "wondered how fast Stephanie Hightower could run the hurdles if she knew what to do with her left arm" - or something like that.

Hightower's coach, old friend Mamie Rallins, answered in an article which appeared in the LA Times, "Everyone complains about Stephanie's left arm, but she has done all right with it the way it is" - or something like that.

This is no indictment against Mamie or her pupil, but this is exactly what's wrong with women's track and field in the UNITED STATES. We have so many, many talented individuals who "do all right" with what they're doing. They win over domestic competition because of their natural talent, therefore figuring, "I am a winner, I am great, I do not need to work on technique".

But when they get into competition against someone with just as much natural talent who has worked on technique, they get trounced. And it's all so sad because we have the most talent of any nation in the world.

Mamie is right. Hightower has done all right with what she is doing. So has Kate Schmidt. Just think what they might do had they learned it right.

Let's face it. Hightower is a very fortunate individual. She is exactly the right size and right speed for the 100m hurdles as they now are. If Hightower was taller, she would have step difficulty - just ask Benita Fitzgerald. If she was able to run 100 meters near 11 flat, she would have step troubles. And so she fails: her arms, (her right arm isn't the picture of perfection), and gets away with it because the hurdles are exactly the right spacing for her height and speed. I simply think she could get to the finish line quicker if she kept her balance properly.

We are always anxious to see track and field on TV - and so far we have always been disappointed in what we are shown. Biggest complaint is ALWAYS the announcing. This time we were in Gunnison, Colorado, when the TV of the Olympic Trials came on. We registered at the Motel, rushed into the room with a little more than an hour remaining on the show listed as "US Olympic Trials".

First thing that went wrong was when we turned on the set and there were several swimsuit clad Cheshire Cat grinning, hair-lacquered swimming types who proceeded to splash about in a pool, usually upside down, while Esther Williams regaled us with the news that "these were REAL athletes".

That left us with about 40 minutes of track remaining. The picture coverage of the events wasn't so bad, but the worst thing that ever happened to ABC's Olympic Telecast was when Dwight Stones made the Olympic Team in the high jump. He was superb in everything he said on the tube. He KNOWS what he is talking about.

I saw Wilma Rudolph in the summer of 1960 in Rome and she was magnificent. I listened to Wilma Rudolph stumble her way through an event or two in June of 1984 and she was terrible. Undoubtedly did not do her homework. Did not know the competitors. She was joined by O. J. Simpson who reports only on people he personally knows and to keep us purists wincing throws in a few "him and me" during the telecast. Simpson not only did not do his homework, he doesn't know what homework is. Renaldo came on with a few well chosen words, none of which imparted any knowledge on the listener. Michaels

Last year Teresa Williford's (LSU) best mark in the shot was 43'11". This year she's on the top 20 list at 52'6 1/2". The first day she threw beyond the magic 50 foot mark, ALL SIX of her throws exceeded that distance.....Kansas coach Carla Coffey will welcome Bermuda's Angela Knights next year. Knights is a 100-200-400 specialist.....Don't be confused with the name Kim Turner. The one at UTEP is a hurdler, the one at CS Northridge is also a hurdler. Good luck.

The WCAA Conference is one of the nation's best with members Stanford, Cal, UCLA et al. Of interest is the fact that nine of the 16 Conference records are held by foreigners.....When Moroccan Nawal El Moutawakil won the 400m hurdles at the Texas Relays, the newspapers reported she "broke the Texas Relays record by almost a full minute". That must have been pretty swift since it takes less than a minute to complete the lap.

At the Big-10 Championships, Northwestern placed ninth. This was the first time in history Northwestern has not been last!.....Wendy Van Mierlo, Illinois State's prize performer, was forced out of the late outdoor meets by a heel injury.....Is it true members of the University of Oregon team call coach Tom Heinonen "Mr. Peepers" behind his back?

Things which puzzle me: sprinters who run the 100 close to 11.0 seconds but have trouble getting under 24 in the 200. Either they are dogging it or their century timers were in hibernation.....University of Illinois coach Mike Shine has resigned.....New UCLA coach is Bob Kersee.....The 'Houston Chronicle' says "Carol Lewis doesn't tend toward diplomacy". Lewis and McEnroe.....Stacy Bant (Minnesota), Jymette Bonnavier (Purdue), Beth Happel (Ohio State), Anita Kelly (Northwestern), Sue Schroeder (Michigan) and Deb Stetson (Illinois) were all named to the Big-10 All Academic team.

Jacqueline Blackett is the new cross country coach at the University of Rochester.....Lotsa problems here in sunny California in the high school track program brought about by the new format adopted two years ago. Fortunately, minds were cleared and they have now scrapped the new format and will return to the old one next year. Many of the State's top performers were eliminated in the early trials under the 1983-4 system.

Wayland Baptist announces the signing of Mwinga Sote of Mt. SAC Junior College. Sote competed in the 1980 Olympics at Moscow and has led the Mt. SAC team in the distances all year.....Names I Like for July: rhymer Mary Cary, a long jumper from Detroit, Texas, Heidi Hackel (Purdue), Kristi Kropp (Wisconsin), Nancy Tang-Yuk (Texas area), Fleashira Jones (Stephen F. Austin), Sue Maceroni (Concordia) shot putter, and Trenny Parchment (Simi Valley HS, Cal).

PS. Just had dinner with Mwinga Soto and she informs me she is NOT going to Wayland Baptist. Try Abilene Christian.

### REEL OFF (Continued)

is all right (most of the time) giving results but should limit himself to that phase only.

My advice to ABC, get rid of Rudolph, Simpson, Renaldo. Limit Michaels to results. Give the mike to Stones and get out of his way.

The network also flunked the pole vault. They went off the air with two misses by Tulliey at 18'4 1/2" and it was not until the next day we learned Tulliey had set a new AR. Now THAT's news. Does ABC cut off the golf tournament at the 17th hole? Or not show the overtime period in football or basketball? Why do they do that sort of thing with track and field?

Cover photos by Dodie Bump, used by permission of Athletes In Action.

# NCAA CHAMPIONSHIPS



How to win an NCAA Championship. Have five sprinters who can score 129 points, that's how! Shown above is Michelle Finn, Brenda Cliette and Randy Givens picking up 36 points in the 100 meter dash. These three, plus Marita Payne and Janet Davis, added 48 more digits in the 200, Payne contributed 15 more in the 400, and the Lady Seminoles fivesome won both relays for 30 additional points. QED. (Jeff Johnson photo)

Eugene, Oregon, May 28/June 2: We picked Tennessee to win the NCAA title - finally - and if the officials had cancelled the last event of the meet, we would have been correct. Tennessee led Monday, Tuesday, Wednesday, Thursday, Friday and 99% of Saturday. But it was that 200 meters, last event of the competition, that did us (and Tennessee) in. The Florida State Lady Seminoles scored 48 points in less than 23½ seconds with 1-2-3-6-7 places and came from behind to win the NCAA gonfalon.

Florida State sprinters (Givens, Cliette, Payne, Finn and Davis) scored 129 points of the winning total of 145. The rest of the team could have stayed home as Tennessee, with its balanced team power, could corral only 124 points. Randy Givens went home with four gold medals in the two dashes and the two relays. There were no other doublers.

Two days after the closing of entries, we contacted Oregon to determine team entries. At that time several schools had not entered. Grambling, for example. But Grambling was there on Hayward Field, galloping with the rest. Heptathletes visited constantly with their coach following each jump or throw, leaving the field to do so. Some of these things, we have been led to believe, are against the rules. So what are the rules for?

The home team came through even better than they usually do on Hayward Field. Kathy Hayes staged a 'comeback' and won the 10000, Claudette Gronendaal took the 1500 and was second in the 800, Ranza Clark was seventh in the 800 and sixth in the 1500, Kim Roth

picked up a ninth in the 1500. Eryn Forbes limped to an eighth in the 5000 and an honorable mention 13th in the 10k. One might conclude Oregon is a distance team.

Another team which leans toward the distances, Stanford, finished third, one place in front of Oregon, but they received help from some field eventers. PattiSue PLumer won the 5000 and was second in the 3000, Alison Willey was second in the 5000 and 9th in the 3k. Carol Cady won the discus and picked up 12 more points for her second in the shot for the Cardinals 71 points.

As is the usual case in big meets, some individuals came through, some bombed. Her's how it went event by event.

## 100 METERS

We always hesitate to consider marks turned in by some schools in the south in the short dashes. But Jackson State's Eunice Jones had done some mighty swift flying down south and there she was, seeded number one in the 100. Jones was entered in the first heat, but as soon as she took her first practice start, we knew something was not quite kosher. Poor technique, no knowledge of how to start - Jones finished last in her heat with 11.97, nearly a full second slower than her reported best time. Houston's Jackie Washington, long on the injured list, captured the first heat in 11.37 and was the only qualifier from that section.

Randy Givens won heat number two in 11.20 over Tennessee's Mary Bolden and Georgia's

Gwen Torrance with the help of the wind.

FSU's Michelle Finn took the third heat and yet another Lady Seminole, Brenda Cliette, crossed the line first in heat four.

Interesting point which will probably be overlooked by the NCAA officials - six of the eight qualifiers came from wind-aided races.

In the final, Givens pressed the turbo button at about 70 yards and won clearly over teammate Cliette in a windy 11.06. No one threatened although Washington closed fast for third to break up the FSU trio.

q=Qualified for final

## 100 METER DASH

Heat 1, 1-Jackie Washington (Hst) 11.37q, 2-Sharon Ware (Az St) 11.52, 3-Barbara Bell (NM) 11.52, 4-Katrene Wallace (Tx Sth) 11.61, 5-Rhonda Blanford (Nb) 11.64, 6-Odessa Smalls (Mich St) 11.67, 7-Eunice Jackson (Jks St) 11.97.

Heat 2, 1-Randy Givens (Fl St) 11.20wq, 2-Mary Bolden (Tn) 11.35wq, 3-Gwen Torrance (Ga) 11.41wq, 4-Kim Jamison (Bowling Green) 11.74w, 5-Tara Mastin (Hst) 11.74w, 6-Davera Taylor (Iowa) 11.84w, 7-Mosumola Someye (Tx Sth) 11.84w, 8-Michell Stewart (UNLV) 12.00w.

Heat 3, 1-Michelle Finn (Fl St) 11.43q, 2-Inger Peterson (UNLV) 11.47, 3-Donna Dennis (Wash) 11.55, 4-Tammy Henderson (W Va)

## NCAA CHAMPIONSHIPS (Continued)

11.61, 5-Michele Glover (Hst) 11.65, 7-Veronica Findley (Tn) 11.77, 7-Fawn Young (Aub) 11.86, 8-Alice Bell (Tx Sth) 12.02.

Heat 4, 1-Brenda Cliette (FI St) 11.31wq, 2-Angela Thacker (Nb) 11.40wq, 3-Sherri Howard (CSLA) 11.42wq, 4-Rufina Ubah (Mo) 11.53w, 5-Teri Smajstrla (Tx) 11.77w, 6-Andralette Gill (CS Bak) 11.77w, 8-Vivien McKenzie (Iowa) 11.93w.

FINAL, 1-Givens (FI St) 11.06w, 2-Cliette (FI St) 11.14w, 3-Washington (Hst) 11.17w, 4-Finn (FI St) 11.20, 5-Bolden (Tn) 11.25w, 6-Howard (CSLA) 11.26w, 7-Thacker (Nb) 11.37w, 8-Torrence (Ga) 11.55, 9-Peterson (UNLV) 10-Ware (Az St), 11-Bell (NM), 12-Ubah (Mo).



Here's the little group of Seminoles who delivered the coup de grace to Tennessee's hopes for an NCAA title. Left to right: Janet Davis, Brenda Cliette, Marita Payne and champion Randy Givens. These four plus Michelle Finn (9th place) tallied a mere 48 points in the double century. (Jeff Johnson photo).

### 200 METERS

This was the clincher for Florida State. With 48 points in one event a team could overcome almost any group. Heat winners were Bolden (23.00), Cliette (22.93), Givens (22.84) and Cal State LA's Sheri Howard (22.84w).

For the final, Tennessee coach Terry Crawford could not bear to watch. No one likes to witness a massacre and barring the falling down of at least three Florida State runners, or the false start by them or the running out of the lane bit, Tennessee was doomed. Givens didn't take the lead until the group had rounded the bend, but then she simply pulled away from the field with quick, speedy strides. We won a small bet when Washington did not run the final.

### 200 METER DASH

Heat 1 (+1.65), 1-Mary Bolden (Tn) 23.00q, 2-Janet Davis (FI St) 23.13q, 3-Angela Thacker (Nb) 23.15q, 4-Jackie Washington (Hst) 23.44q, 5-Donna King (Kan St) 23.83, 6-Clotee Cowans (NE La) 23.85.

Heat 2 (+1.79), 1-Brenda Cliette (FI St) 23.93q, 2-Tara Mastin (Hst) 23.66, 3-Pam Porter (FI A&M) 23.85, 4-Inger Peterson (UNLV) 23.92, 5-Teri Smajstrla (Tx) 24.10, Michele Morris (LSU) did not start.

Heat 3 (+1.49), 1-Randy Givens (FI St) 22.93q, 2-Rhonda Blanford (Nb) 23.78, 3-Susan Shurr (Tx) 23.79, 4-Tammy Henderson (W Va) 23.90, 5-Michelle Glover (Hst) 24.26, 6-Davera Taylor (Iowa) 24.73.

Heat 4 (+2.07), 1-Sherri Howard (CSLA) 22.84wq, 2-Marita Payne (FI St) 22.92wq, 3-Michelle Finn (FI St) 23.47, 4-Gwen Torrence (Ga) 23.88, 5-Sadia Sowunia (Tx Sth) 24.31, 6-

Debbie Green (UTEP) 24.31, Odessa Smalls (Mich St) disqualified - started in lane 8, finished in lane 7.

FINAL, 1-Givens (FI St) 22.87, 2-Cliette (FI St) 23.03, 3-Payne (FI St) 23.12, 4-Howard (CSLA) 23.41, 5-Bolden (Tn) 23.42, 6-Davis (FI St) 23.80, 7-Thacker (Nb) 23.80....9-Finn (FI St), 10-Mastin (Hst), 11-Blanford (Nb), 12-Shurr (Tx), Washington (Hst) did not run final.



Florida State Canadian Marita Payne holds off UTEP Canadian Charmaine Crooks to add another 15 points to the FSU cause as she wins the 400m in 51.05. (Jeff Johnson photo).

### 400 METERS

The fun in this race was to watch Iowa State's Moroccan import Nawal El Moutawakil. The tiny runner exudes confidence, comes onto the field chewing her stick of gum - constantly and always - and has such leg speed it amazes you.

'Name' runners who did not make the final included Janet Davis, Kim White, Pam Oliver, Gail Emmanuel, Terri Turner, Ilrey Oliver, Nicole Ali and Marcia Tate.

Surprise of the final was only fifth place for Tennessee's Cathy Rattray and we thought Arizona's Ruth Waitera would fare better, but the first four were out there pretty good with Payne turning in a 51.05 lap and fellow Canadian Charmaine Crooks (UTEP) only a step or two behind (51.49).

### 400 METER DASH

Heat 1, 1-Cathy Rattray (Tn) 53.14q, 2-Nawal El Moutawakil (Iowa St) 53.22q, 3-Janet Davis (FI St) 54.45, 4-Pam Oliver (FI A&M) 55.00, 5-Carlon Blackman (Drake) 55.06, 6-Kim White (Cal) 55.24, 7-Michelle Maxey (Kan St) 55.38, 8-Jennie Badami (Nb) 55.42.

Heat 2, 1-Marita Payne (FI St) 52.68q, 2-Gail Emmanuel (Gramb) 53.67, 3-Joyce Wilson (Mich) 55.25, 4-(tie) Michelle Collins (Del) and Terri Turner (Tx) 54.34, 6-Rose Jackson (Mo) 54.59.

Heat 3, 1-Lillie Leatherwood (Al) 52.86q, 2-Rosalyn Dunlap (Mo) 53.39q, 3-Ilrey Oliver (Tn) 54.03, 4-Sadia Dowunia (Tx Sth) 54.57, 5-Nicole Ali (Nb) 54.78, 6-Karen Bakewell (Miami, Ohio) 55.40, 7-Joy Hutchings (SW Tx St) 55.46.

Heat 4, 1-Charmaine Crooks (UTEP) 2-Ruth Waitera (Az) 53.03q, 3-Marcia Tate (Nb) 53.37q, 4-Marcella Kendall (Mich St) 53.61, 5-Cynthia Green (Gramb) 54.02, 6-Delphina Banks (CS Hay) 54.80, 7-Mary Jones

(FI A&M) 55.89, 8-Andrea Ross (S Di) 56.11.

FINAL, 1-Payne (FI St) 51.05, 2-Crooks (UTEP) 51.49, 3-Leatherwood (Al) 52.11, 4-El Moutawakil (Iowa St) 52.23, 5-Rattray (Tn) 52.62, 6-Waithera (Az) 52.84, 7-Dunlap (Mo) 53.40, 8-Tate (Nb) 53.89, 9-Kendall (Mich St), 10-Emmanuel (Gramb), 11-Green (Gramb), 12-Oliver (Tn).

### 800 METERS

There were some pretty fair two lap runners eliminated in the trials. Chief among them was last year's runner-up Tina Krebs. CSLA's Denean Howard took a whirl at this extra-lap event and wound up watching the final. Others who didn't advance included Joanne Kehs (Villanova), Tara Arnold (Texas), Donna Curtis (USC), Tammie Hart (Penn State), Regina Jacobs (Stanford) and Debbie Grant (Vil).

How fast do NCAA types run trial heats? All five heats were pretty much the same. Here's how they went (by 200's):

1-29-60.5-1:34.0-2:05.59

2-30-61.0-1:34.0-2:06.37

3-29-59.5-1:33.5-2:03.52

4-29-61.0-1:36.0-2:07.22

5-28-58.0-1:32.5-2:06.71

How about pace in the final?

F-29-60.0-1:32.5-2:02.60.

Although Oregon's Claudette Groenendaal ran the last furling in 30.7 and passed six runners, she couldn't catch defending champ Joetta Clark Villanova's Patty Bradley did some fast speed work over the last 200 also to grab the bronze medal, just a stride or two in front of Oklahoma's Annette Campbell.

### 800 METERS

Heat 1, 1-Louise Romo (Cal) 2:05.59q, 2-Annette Campbell (OK) 2:05.85q, 3-Kelley Hackler (FI St) 2:07.68, 4-Marcia Martin (Stan) 2:08.14, 5-Janis Vetter (Az) 2:08.75, 6-Lynn Biggs (Mo) 2:09.22, 7-Denean Howard (CSLA) 2:10.73, 8-Beth Adkins (FI) 2:11.03.

Heat 2, 1-Claudette Groenendaal (Ore) 2:06.37q, 2-Eloise Evans (Salve Regina) 2:06.91, 3-Karol Davidson (Tn) 2:07.65, 4-Florence Walker (Tx) 2:09.85, 5-Joanne Kehs (Vil) 2:09.89, 6-Tina Parrott (Ind) 2:11.04, 7-Kate O'Hern (Pa) 2:11.61.

Heat 3, 1-Joetta Clark (Tn) 2:03.52q, 2-Pat Bradley (Vil) 2:04.82q, 3-Camille Rivard (Wash St) 2:07.69, 4-Judith Cassel (Penn St) 2:08.86, 5-Tara Arnold (Tx) 2:09.16, 6-Sheila Montgomery (Ind) 2:12.80, 7-Trescia Palmer (Cal) 2:13.48.

Heat 4, 1-Ranza Clark (Ore) 2:07.22q, 2-Debbie Grant (Vil) 2:08.07, 3-Jeanette Kelly (Va) 2:08.09, 4-Tina Krebs (Clem) 2:08.81, 5-Revah Knight (Gramb) 2:10.57, 6-Kathy Williams (Ohio) 2:11.25, 7-Mette Berger (Az St) 2:12.72.

Heat 5, 1-Gail Conway (Air Force) 2:06.29q, 2-Veronica McIntosh (Vil) 2:06.71q, 3-Donna Curtis (USC) 2:06.89, 4-Tammie Hart (Penn St) 2:09.63, 5-Bobbie McGee (Md) 2:11.20, 6-Regina Jacobs (Stan) 2:12.03, 7-Lorraine Dortsch (Del St) 2:12.77, 8-Donna Neale (Bro) 2:14.30.

FINAL, 1-Clark (Tn) 2:02.60, 2-Groenendaal (Ore) 2:03.38, 3-Bradley (Vil) 2:03.59, 4-Campbell (OK) 2:03.95, 5-Romo (Cal) 2:04.07, 6-Conway (Air Force) 2:04.98, 7-Clark (Ore) 2:05.05, 8-McIntosh (Vil) 2:08.78, 9-Curtis (USC), 10-Evans (Salve Regina), 11-Davidson (Tn), 12-Hackler (FI St).

### 1500 METERS

Oregon's Claudette Groenendaal, known primarily as an 800 runner, captured the first heat with a lifetime best of 4:18.81. Splits were 66-2:18-3:29 with a last lap of 68.5. Eliminated in this heat were Doreen Startare (Penn State), Regina Jacobs (Stanford) and Carolyn Forde (Maryland).



Joetta Clark successfully defends her 800m title to keep Tennessee hopes alive. Others in the photo are (l to r), Claudette Groenendaal (Oregon) 2nd, Patty Bradley (Villanova) 3rd, Ranza Clark (Oregon) 7th, Annette Campbell (Oklahoma) 4th, Gail Conway (Air Force) 6th and Veronica McIntosh (Villanova) 8th. (Bill Leung, Jr, photo).

Slow-starting, fast-closing Canadian Angela Chalmers (Northern Arizona) won the second heat in 13/100 of a second slower than Groenendaal. Second heat splits (for the leaders) were 66.5-2:18.8-3:30.5 and a 68 last lap. Chalmers, as is her custom, ran last most of the way, but closed fast for the win. Only two runners from the second heat did not make the final - Gina Procaccio (Florida) and Britisher Sonia Vinall (Northwestern). Ranza Clark (Oregon) and Suzanne Girard (Georgetown) did most of the front running in the final with Groenendaal flowing from third to fifth. Chalmers, once again, laid back. First two laps went at 67.3 and 2:18.4, almost the same as the trial heats, but things "hotted up" come lap number three and the 1200m were covered in 2:27.3. With a lap to go, Groenendaal went to the front for good. Chalmers waited too long to start her expected move and discovered one cannot lay that far back against a field of swifties. Chalmers finished fifth. Georgia's Linda Detlefsen snagged second ahead of Girard and Mary Ellen McGowan (Villanova) sneaked in for fourth.

#### 1500 METERS

Heat 1, 1-Claudette Groenendaal (Ore) 4:18.81q, 2-Linda Detlefsen (Ga) 4:18.91q, 3-Suzanne Girard (Gtn) 4:19.01q, 4-Nancy Rettie (Fl St) 4:20.65q, 5-Tara Arnold (Tx) 4:20.71q, 6-Becky Cotta (Pur) 4:22.45q, 7-Doreen Startare (Penn St) 4:23.17, 8-Maria Medina (Tx Tech) 4:23.55, 9-Sue Schroeder (Mich) 4:26.0, 10-Regina Jacobs (Stan) 4:26.7, 11-Carolyn Forde (Md) 4:29.5.

Heat 2, 1-Angela Chalmers (N Az) 4:18.94q, 2-Aisling Molloy (BYU) 4:19.02q, 3-Ranza Clark (Ore) 4:19.02q, 4-Mary Ellen McGowan (Vil) 4:19.12q, 5-Carla Borovicka (Fl St) 4:19.92q, 6-Alisa Harvey (Tn) 4:20.27q, 7-Kim Roth (Ore) 4:22.11q, 8-Desiree Scott (Rutgers) 4:23.03q, 9-Sonia Vinall (NW) 4:23.17, 10-Gina Procaccio (Fl) 4:26.22.

FINAL, 1-Groenendaal (Ore) 4:14.31, 2-Detlefsen (Ga) 4:15.25, 3-Girard (Gtn) 4:15.71, 4-McGowan (Vil) 4:15.71, 5-Chalmers (N Az) 4:16.17, 6-Clark (Ore) 4:16.80, 7-Harvey (Tn) 4:17.69, 8-Molloy (BYU) 4:19.43, 9-Roth (Ore) 4:20.18, 10-Scott (Rutgers) 4:21.17, 11-Arnold (Tx) 4:21.44, 12-Rettie (Fl St) 4:23.86.

#### 3000 METERS

Two heats in the 3000 saw the start of the Stanford Distance Show featuring PattiSue Plumer and Alison Wiley, a much depleted group from the expected number of Cardinal



Down the home straight in the 1500 (l to r) Angela Chalmers (Northern Arizona) 5th, Linda Detlefsen (Georgia) 2nd, Ranza Clark (Oregon) 6th, winner Groenendaal and 4th-placer Mary Ellen McGowan (Villanova). (Bill Leung, Jr, photo).

runners. Plumer and Wiley were both in heat two and made it to the final without problems.

Meanwhile, Florida's Shelly Steely captured the first heat as the runners ran the first six laps in or about 74 seconds. They kicked in a final go-round of 70 as Steely clocked 9:05.90. In this heat, Maureen Cogan (Ohio State) and Purdue's Becky Cotta were eliminated.

Second heat saw Kansas State's Deborah Pihl the winner some four seconds slower as the pace fluctuated from 72 to 75 seconds. Better-known runners who bit the dust here included Monica O'Reilly (Tennessee), Sara Schumacher (Illinois State) and Judith Shepherd (Clemson).



Let's all get in line, girls! A happy Claudette Groenendaal (Oregon) heads the lineup of finishers in the 1500. Behind Groenendaal you get a glimpse of third-placer Suzanne Girard (Georgetown), Mary Ellen McGowan (Villanova) 4th, Ranza Clark (Oregon) 6th, Tara Arnold (Texas) 11th, Kim Roth (Oregon) 9th, Desiree Scott (Rutgers) 10th, Nancy Rettie (Florida State) 12th, Becky Cotta (Purdue) 13th and bravely chasing everyone is Carla Borovicka (Florida State) 14th. (Jeff Johnson photo).

For most of the final, the 14 runners were right together. No one seemed to want to lead and no one seemed to care if they were running last. They were a tight knit little group. They covered the opening lap in 72.5 and then set sail on numerous laps in exactly 74.5 until with two laps to go, Cathy Branta took off. She opened a 25 yard lead by the bell and won by four seconds over Plumer - who got her third consecutive runner-up medal in the NCAA 3000.

#### 3000 METERS

Heat 1, 1-Shelly Steely (Fl) 9:05.90q, 2-Sabrina Dornhoefer (Mo) 9:09.17q, 3-Alison Quelch (Tn) 9:11.08q, 4-Sarah Hanson (Col) 9:17.10q, 5-Lauren Searby (Vil) 9:18.79q, 6-Margaret Coomber (Fl St) 9:22.94q, 7-Margaret Wynne (Yale) 9:23.72q, 8-Johanna Reneke (Wis) 9:24.50, 9-Maureen Cogan (Ohio St) 9:25.45, 10-Becky Cotta (Purdue) 9:33.28, 11-Deanna Schiedler (Ore) 9:34.60, 12-Patsy Norman (UTEP) 9:44.2, 13-Sherrie Crang (Idaho) 9:47.5, 14-Birgit Peterson (Ore) 9:56.4, Cindy Anzalone (Hst) did not finish.

Heat 2, 1-Deborah Pihl (Kan St) 9:09.68q, 2-Cathy Branta (Wis) 9:10.33q, 3-PattiSue Plumer (Stan) 9:10.67q, 4-Alison Wiley (Stan) 9:11.24q, 5-Jody Eder (Minn) 9:12.86q, 6-Avril McClung (BYU) 9:18.67q, 7-Julie Lantis (Ill) 9:20.05q, 8-Monica O'Reilly (Tn) 9:24.15, 9-Sara Schumacher (Ill St) 9:24.94, 10-Nora Collas (Hst) 9:24.94, 11-Tania Fischer (UCLA) 9:29.38, 12-Brenda Bushnell (Ore) 9:30.08, 13-Judith Shepherd (Clem) 9:31.66, 14-Kristin Asp (S Dak St) 9:43.1, 15-Lisa Gonzales (UC Irvine) 9:44.5, 16-Anne Stadley (Kan St) 9:46.5, 17-Mary McNaughton (Holy Cross) 9:47.1.

FINAL, 1-Branta (Wis) 8:59.57, 2-Plumer (Stan) 9:03.51, 3-Steely (Fl) 9:03.86, 4-Dornhoefer (Mo) 9:05.75, 5-Quelch (Tn) 9:06.58, 6-Eder (Mn) 9:07.46, 7-Pihl (Kan St) 9:09.01, 8-Wiley (Stan) 9:14.19, 9-Hanson (Col) 10-McClung (BYU) 9:23.29, 11-Wynne (Yale) 9:23.92, 12-Searby (Vil) 9:25.4, 13-Coomber (Fl St) 9:27.4, 14-Lantis (Ill) 9:33.6.



3000 meter final saw a battle for most of the places - Wisconsin's Cathy Branta won it by four seconds. In the early going, (l to r) is Shelly Steely (Florida) 3rd, Alison Wiley (Stanford) 8th, PattiSue Plumer (Stanford) 2nd and winner Branta. (Jeff Johnson photo).

## NCAA CHAMPIONSHIPS (Continued)



Cathy Branta (Wisconsin) wins the 3000m all alone. (Bill Leung, Jr, photo).

### 5000 METERS

The Wiley-Plumer Show took over in the 5k as Wiley won the first heat in 16:06.13 and Plumer annexed heat two some three seconds faster. Six of the eight runners in the first heat advanced to the final, and all eight runners in the second heat made it. Were these heats really necessary?

Wiley and Plumer lead the field through a five minute (5:00.3) first mile and at the two mile mark (10:11), Plumer went to the front to stay. The Stanford senior passed the three mile mark in 15:09.5 with a wide lead and won by six seconds over her teammate.

### 5000 METERS

Heat 1, 1-Alison Wiley (Stan) 16:06.13q, 2-Paula Renzi (Penn St) 16:11.33q, 3-Edel Hackett (Ark) 16:28.75q, 4-Jill Holiday (BYU) 16:42.16q, 5-Julie Bowers (W Chester) 16:43.05q, 6-Betsy Silzer (Kan St) 16:46.62q, 7-Kathy Pfeifer (NM) 16:54.60, 8-Linda King (Va Tech) 16:56.15.

Heat 2, 1-PattiSue Plumer (Stan) 16:03.31, 2-Kimberly Bird (E Tn) 16:18.15q, 3-Lynn Nelson (Az St) 16:25.08q, 4-Kathryn Ormsby (N Car St) 16:25.82q, 5-Bonnie Sons (Iowa St) 16:29.09q, 6-Karen Campbell (Mich St) 16:42.92q, 7-Eryn Forbes (Ore) 16:44.20q, 8-Renee Wyckoff (Fresno St) 16:50.13q, Isabelle Hozang (Ark) did not start.

FINAL, 1-Plumer (Stan) 15:39.38, 2-Wiley (St) 15:45.52, 3-Nelson (Az St) 4-Hackett (Ark) 16:01.93, 5-Bird (E Tn) 16:02.27, 6-Renzi (Penn St) 16:04.05, 7-Ormsby (N Car St) 16:19.79, 8-Forbes (Ore) 16:21.45, 9-Sons (Iowa St) 16:24.20, 10-Bowers (West Chester) 16:25.97, 11-Holiday (BYU) 16:32.20, 12-Wyckoff (Fresno St) 16:40.27, 13-Campbell (Mich St) 16:40.28, 14-Silzer (Kan St) 16:52.0.

### 10000 METERS

How difficult it must be to stay back in the pack when one is aching to 'go'. Especially is this true at Hayward Field. And especially is this true if you represent the University of

Oregon. But this is the test Kathy Hayes must pass if she is to win this 10000 meter run, only her third ever.

North Carolina's Joan Nesbit led the pack for the first 4½ miles, then Oklahoma State's Chris McMiken took over. They passed the mile in 5:21, two miles in 10:44, three miles in 16:01, four miles in 21:21, five miles in 26:40.

With less than a mile to go, Hayes moved to the front and began an increase which was to carry her to a new Collegiate record. She went by six miles in 31:44 and covered her final mile in 4:56.7.

### 10000 METERS

1-Kathy Hayes (Ore) 32:43.81, 2-Kate Ishmael (Wis) 32:48.18, 3-Carey May (BYU) 32:51.23, 4-Joan Nesbit (N Car) 32:54.19, 5-Christine McMiken (Ok St) 33:05.7, 6-Linda King (Va Tech) 33:05.96, 7-Beth Farmer (Fl) 33:22.58, 8-Tori Neubauer (Wis/LC) 33:25.80, 9-Jill Molen (Utah) 33:37.0, 10-Janell Neely (BYU) 33:44.1, 11-Karen Campbell (Mich St) 33:47.9, 12-Patsy Sharples (Idaho) 33:49.8, 13-Eryn Forbes (Ore) 33:52.7, 14-Bonnie Sons (Iowa St) 34:06.2, 15-Kathy Pfeifer (NM) 34:06.9, 16-Renee Wyckoff (Fresno St) 34:13.4, 17-Natalie Updegrove (Penn St) 34:39.0, 18-Brenda Gray (Wy) 34:44.3, 19-Barbara Ludovise (Kan St) 34:52.7, 20-Karlene Erickson (Nb) 35:10.2, 21-Julie Benzel (Col St) 35:39.7.

### 100m HURDLES

Again six of the eight finalists came from wind-aided heats. NCAA please note.

WTFW must lay claim to an assist in making the winner of the 100m hurdles. In our Handicap Sheet we said Kim Turner (UTEP) "Can't win the big ones". So she showed us and ran an excellent race to do it. Turner was off well and held off the fast closing Candy Young to claim the NCAA gold in a wind-aided 13.02.

Surprise of the race was Texas Southern's Arnita Epps, daughter of the TSU track coach. Epps ran well and closed fast to grab third place and looked like an Olympic team possible. Disappointments all came in the third heat as Laura Lim (Arizona) finished last, just behind Sheriffa Sanders (Oklahoma) and Kelly Mathews (Iowa State) who were also eliminated.



Stanford's PattiSue Plumer and Alison Wiley lead the 5000. They finished 1-2. (Jeff Johnson photo).



Kathy Hayes (Oregon) wins the 10000m with a new collegiate record of 32:43.81. (Jeff Johnson photo).

### 100m HURDLES

Heat 1 (+1.41), 1-Tonya Lowe (Ky) 13.46q, 2-Maria Usifo (Tx Sth) 13.47q, 3-Alicia Bass (Purdue) 13.95, 4-Pat Lavallias (Hst) 14.10, 5-Kay Garnett (Ore) 14.13, 6-Shirley Walker (Wa) 14.19.

Heat 2 (+3.38), 1-Candy Young (FD) wq, 2-Arnita Epps (Tx Sth) 13.33wq, 3-Clara Hairston (Aub) 13.37wq, 4-Sherifa Sanders (Del St) 13.65wq, 5-Valerie Flemings (UNLV) 13.74, 6-Linda Dowdy (E Ky) 13.89.

Heat 3 (+2.10), 1-Kim Turner (UTEP) 13.06wq, 2-Rhonda Blanford (Nb) 13.34wq, 3-Joann Brown (Fl St) 13.71, 4-Sherifa Sanders (OK) 13.72, 5-Kelly Mathews (Iowa St) 13.82w, 6-Laura Lim (Az) 14.22w.

FINAL, 1-Turner (UTEP) 13.02w, 2-Young (FD) 13.03w, 3-Epps (Tx Sth) 13.20w, 4-Usifo (Tx Sth) 13.35, 5-Lowe (Ky) 13.35w, 6-Blanford (Nb) 13.37w, 7-Hunter (Del St) 13.61w, 8-Hairston (Aub) 13.65w, 9-Brown (Fl St), 10-Sanders (Ok), 11-Flemings (UN LV), 12-Mathews (Iowa St).

### 400m HURDLES

Some pretty fair one-lap hurdlers sat out the final. Among those eliminated were Gayle Kellon (UCLA), Konnie Mackey (Colorado State), Chris McKay (Florida), Rachel Clary (Houston) and Maria Usifo (Texas Southern).

Heat winners Pat Bradley (57.38), Nawal El Moutawakil (57.98), Sharrieffa Barksdale (58.02) and Sandra Farmer (58.73) all looked relaxed and easy.

In the final, Barksdale was inside Nawal with Farmer in lane 7, outside of the Moroccan. El Moutawakil made up the stagger on Farmer by the time the double quartette had made it around the first turn. Barksdale was staying right with the Iowa State shorty - and that may have been her mistake for the Tennessee runner tripped over hurdle number eight and fought nature all the rest of the way home to finish seventh at a time when the Vols needed those points.

Although not equalling her collegiate record, El Moutawakil ripped off a snappy 55.84 for a meet record and pulled CSLA's Sandra Farmer into second.



We were wrong! Kim Turner (UTEP) CAN win the big ones. Here she leads favored Candy Young (Farleigh Dickinson) by a tick over the final hurdle. Turner won in a wind-aided 13.02 to 13.03 for Young. (Bill Leung, Jr, photo).

#### 400m HURDLES

Heat 1, 1-Pat Bradley (VII) 57.38q, 2-Chris Crowther (FI) 58.69q, 3-Kathy Freeman (Southern) 59.17q, 4-Justine Craig (Ab Chr) 60.13, 5-Konnie Mackey (Col St) 60.29, 6-Christine McKay (FI St) 61.47.

Heat 2, 1-Nawal El Moutawakil (Iowa St) 57.98q, 2-Piper Bressant (FI) 58.65q, 3-Sybil Perry (Pur) 59.66, 4-Cynthia Green (Gramb) 60.66, 5-Angela Williams (Hawaii) 62.42, 6-Debbie Grant (VII) 65.23.

Heat 3, 1-Sharrieffa Barksdale (Tn) 58.02q, 2-Ovrill Brown (FI St) 59.06q, 3-Gayle Kellon (UCLA) 59.34, 4-April Cook (Tx) 61.22, 5-Yvette Cash (Hst) 61.29, 6-Lia Marie Shoup (W Mich) 61.38.

Heat 4, 1-Sandra Farmer (CSLA) 58.73q, 2-Rachel Clary (Hst) 59.28, 3-Marie Usifo (Tx Sth) 59.73, 4-Tracy Nelson (Tn) 59.75, 5-Shannon Vessup (NM) 61.19, 6-Selina Christian (Ohio) 61.26.

FINAL, 1-El Moutawakil (Iowa St) 55.84, 2-Farmer (CSLA) 56.70, 3-Bradley (VII) 57.24, 4-Bressant (FI) 57.55, 5-Freeman (Sth) 58.15, 6-Brown (FI St) 58.28, 7-Barksdale (Tn) 58.36, 8-Crowther (FI) 59.73, 9-Clary (Hst), 10-Kellon (UCLA), 11-Perry (Purdue), 12-Usifo (Tx Sth).



Moroccan pixie Nawal El Moutawakil (Iowa State) won the 400m hurdles by almost a full second in 55.84. (Bill Leung, Jr, photo).

#### HIGH JUMP

Three years ago Tonya Alston (UCLA) hopped over 6'0½ for a PR. In the heptathlon here in Eugene, she cleared six feet for the first time since that historic leap. Now she improved to 6'1¼ and captured the NCAA championship. And she did it the hard way!

In the qualifying round, Alston missed twice at the opening height of 5'9. Made it on her third attempt. At the next height, Alston missed twice at 5'10. Made it on her third attempt. On the day of the final, she was over 5'9¼ and 5'10 on her first attempts, over 5'10¼ on her second, over 6'0½ on her second jump. That put her in a tie for third with a passel of others and left Disa Gisladdottir, the defending champion from Alabama, and Rita Graves (Kansas State) tied for first - neither with a miss. Up went the bar to 6'1¼ - everyone missed the first round. All eight jumpers missed again on the second round. Seven of the eight missed on the third round - Alston was over!

One cannot fail to enjoy Tonya Alston. She is happy, she applauds for herself, she enjoys competing. She is fun to watch.



Surprise winner of the high jump was UCLA's Tonya Alston. Alston won with a lifetime best of 6'1¼. (Jeff Johnson photo).

#### HIGH JUMP

Qualified at 5'10: Mary Moore (Wash St), Jan Clough (Ok), Bonnie Harrington (Ball St), Disa Gisladdottir (Al), Carina Westover (Ore St), Rita Graves (Kan St), Shelly Fehrman (CSLB), Camille Harding (Az), Wendy Markham (FI St), Denise Goztambide (Stan), Kym Carter (Hst), Jan Troutt (Ark St), Holly Johnson (Drake), Mary Mol (Iowa) and Tonya Alston (UCLA).

The following did not qualify: Lauren Dew (BYU) 5'9, Angela Hafner (Mich) 5'9, Gwen McCray (Tx Tech) nh, Lori Clark (S Di) nh and Heather Smith (Nb) nh.

FINAL, 1-Alston (UCLA) 6'1¼, 2-(tie) Gisladdottir (Al) and Graves (Kan St) 6'0½, 4-Harrington (Ball St) and Clough (Ok) 6'0½, 6-Westover (Ore St) 6'0½, 7-Fehrman (CSLB) and Harding (Az) 6'0½, 9-Moore (Wash St) 5'10¾, 10-Markham (FI St) 5'10¾, 11-Troutt (Ark St) 5'10¾, 12-Carter (Hst) and Johnson (Drake) 5'10, 13-Goztambide (Stan) 5'10, 14-Mol (Iowa) 5'9¼.



No, Gwen Loud (Hawaii) isn't facing the East and bowing to Allah, although she might well do that after upsetting Angela Thacker to win the NCAA long jump title at 22'5¼w. (Jeff Johnson photo).

#### LONG JUMP

The qualifying round saw the elimination of three good jumpers. Chief casualty was Kathy Rankins (Georgia) with a leap of 21'9 this year who managed only 19'1½, wind-aided, and last place in the trials. Others who did not make it included UNLV's Sheila Nicks and Texas Southern's Kathrene Wallace.

Hawaii's Gwen Loud (21'9½w) and Nebraska's Angela Thacker (21'6w) led the jumpers in the qualifying.

Leader after the first round in the final was Meledy Smith (Washington) at 21'4¾w. Thacker was next at 21'3w while Loud covered 21'0 legal. Loud moved in front at 21'6½w in the second round but Thacker answered with 21'



Terri Turner (Texas) was the class of the new triple jump, winning at 44'4¼w and having all six jumps farther than any of her competitors. (Jeff Johnson photo).

## NCAA CHAMPIONSHIPS (Continued)

6 $\frac{3}{4}$ w. The third round settled it all as Loud hopped 22 $\frac{5}{8}$ . Thacker had a 22 $\frac{2}{8}$ w leap in round four, but it was all over.

### LONG JUMP

Qualifiers: 1-Gwen Loud (Hawaii) 21 $\frac{9}{8}$ w, 2-Angela Thacker (Nb) 21 $\frac{6}{8}$ w, 3-Meledy Smith (Wash) 20 $\frac{11}{8}$ w, 4-Anna Van (Az St) 20 $\frac{7}{8}$ w, 5-Carla Seldon (Angelo St) 20 $\frac{6}{8}$ w, 6-Sabrina Williams (USC) 20 $\frac{5}{8}$ w, 7-Brenda Bailey (Howard) 20 $\frac{5}{8}$ w, 8-Dorothea Brown (Wis) 20 $\frac{3}{8}$ w, 9-Kellee Eubanks (Mo) 20 $\frac{3}{8}$ w, 10-Deidre Jackson (PV) 19 $\frac{10}{8}$ w, 11-Vogel Newsom (Fl A&M) 19 $\frac{9}{8}$ w, 12-Maya Benzoor (N Az) 19 $\frac{9}{8}$ w, 13-Cynthia Henry (UTEF) 19 $\frac{9}{8}$ w, 14-Teresa Allen (Howard) 19 $\frac{8}{8}$ w.

The following did not qualify: Sheila Nicks (UNLV) 19 $\frac{7}{8}$ , Kathrene Wallace (Tx Sth) 19 $\frac{7}{8}$ w, Colette Williams (S Car St) 19 $\frac{4}{8}$ w, Shiri Milton (Wash) 19 $\frac{2}{8}$ w and Kathy Rankins (Ga) 19 $\frac{1}{8}$ w.

FINAL: 1-Loud (Hawaii) 22 $\frac{5}{8}$ w, 2-Thacker (Nb) 22 $\frac{3}{8}$ w, 3-Smith (Wash) 21 $\frac{4}{8}$ w, 4-Williams (USC) 21 $\frac{2}{8}$ w, 5-Van (Az St) 20 $\frac{11}{8}$ w, 6-Seldon (Angelo St) 20 $\frac{8}{8}$ w, 7-Brown (Wis) 20 $\frac{7}{8}$ w, 8-Bailey (Howard) 20 $\frac{6}{8}$ w, 9-Allen (Howard) 20 $\frac{5}{8}$ w, 10-Newsome (Fl A&M) 19 $\frac{11}{8}$ w, 11-Benzoor (N Az) 19 $\frac{11}{8}$ w, 12-Henry (UTEF) 19 $\frac{11}{8}$ w, 13-Jackson (PV) 19 $\frac{10}{8}$ w, 14-Eubanks (Mo) 18 $\frac{11}{8}$ w.

### TRIPLE JUMP

Texas' Terri Turner was the center of attention in this new event. Her poorest jump of the competition, a legal 42 $\frac{3}{8}$  was better than any other jump of the afternoon. That mark will be the meet record although Ms Turner three-leaped 43 $\frac{4}{8}$ , 44 $\frac{2}{8}$ , 44 $\frac{4}{8}$ , 43 $\frac{7}{8}$  and 43 $\frac{8}{8}$  on her other attempts - all wind-aided.

And just to make retiring coach Phil Delavan look like a great triple jump coach, teammate Robyne Johnson picked up the silver medal with a threesome of 41 $\frac{4}{8}$ .

### TRIPLE JUMP

FINAL: 1-Terri Turner (Tx) 44 $\frac{4}{8}$ w (42 $\frac{3}{8}$  legal), 2-Robyne Johnson (Tx) 41 $\frac{4}{8}$ w (39 $\frac{11}{8}$  legal), 3-Maya Benzoor (N Az) 41 $\frac{3}{8}$ w (40 $\frac{11}{8}$  legal), 4-Sharon Dollins (Wis) 40 $\frac{11}{8}$ w, 5-Tammy Stevenson (Southern) 40 $\frac{6}{8}$ , 6-Yvonne Netterville (Purdue) 40 $\frac{3}{8}$ w (38 $\frac{11}{8}$  legal), 7-Anna Van (Az St) 40 $\frac{2}{8}$ w (38 $\frac{4}{8}$  legal), 8-Ann Foster (Ab Chr) 39 $\frac{10}{8}$ w (39 $\frac{4}{8}$  legal), 9-Tina Debro (Ind) 39 $\frac{3}{8}$ w (37 $\frac{11}{8}$  legal), 10-Dedria Smith (Tx Sth) 39 $\frac{2}{8}$ w, 11-Lois Groen (Iowa State) 38 $\frac{8}{8}$ w (37 $\frac{5}{8}$  legal), 12-Johanna Humphreys (Penn St) 38 $\frac{2}{8}$ w, 13-Chandra Roberts (CSLB) 37 $\frac{8}{8}$ w.

### SHOT PUT

Ramona Pagel, who was upset by Carol Cady in their Conference Championships, was not to be denied this time out. The fast throwing Pagel led all the way with a toss of 53 $\frac{11}{8}$  on her first effort and her best mark of the day, 56 $\frac{8}{8}$ , on her second try. Defending champ Cady was struggling with marks as low as 48 $\frac{6}{8}$  and finished more than two feet behind.

### SHOT PUT

Qualifiers: 1-Ramona Pagel (SDI) 54 $\frac{1}{8}$ , 2-Carol Cady (Stan) 53 $\frac{6}{8}$ , 3-Natalie Kaaiawahia (Az St) 52 $\frac{9}{8}$ , 4-Elaine Sobansky (Penn St) 52 $\frac{7}{8}$ , 5-Stine Lerdahl (Kan) 51 $\frac{1}{8}$ , 6-Pat Walsh (Tn) 50 $\frac{11}{8}$ , 7-Jennifer Ponath (Wa) 49 $\frac{11}{8}$ , 8-Karen Nitsch (Wis) 49 $\frac{10}{8}$ , 9-Julie Marrazzo (Ind) 49 $\frac{2}{8}$ , 10-Laura DeSnoo (SDI) 49 $\frac{2}{8}$ , 11-Teresa Williford (LSU) 49 $\frac{0}{8}$ , 12-Pinkie Suggs (Kan St) 48 $\frac{9}{8}$ , 13-Kam Johnson (Ore St) 48 $\frac{9}{8}$ , 14-Pia Iacovo (Al) 48 $\frac{7}{8}$ .

The following did not qualify: Vivien Fisher (Mich St) 48 $\frac{1}{8}$ , Pam Dukes (Stan) 47 $\frac{2}{8}$ , Julie



Shot Put champion Ramona Pagel (San Diego) shows she can throw the bulb backward as well as forward. Pagel trounced defending champ Carol Cady (Stanford) by more than two feet with a toss of 56 $\frac{8}{8}$ . (Bill Leung, Jr, photo).

Jones (BYU) 46 $\frac{11}{8}$  and Rhonda McCausland (S Ill) 46 $\frac{6}{8}$ .

FINAL: 1-Pagel (SDI) 56 $\frac{8}{8}$ , 2-Cady (Stan) 54 $\frac{5}{8}$ , 3-Sobansky (Penn St) 53 $\frac{6}{8}$ , 4-Kaaiawahia (Az St) 53 $\frac{1}{8}$ , 5-Suggs (Kan St) 51 $\frac{4}{8}$ , 6-Lerdahl (Kan) 51 $\frac{2}{8}$ , 7-Nitsch (Wis) 50 $\frac{0}{8}$ , 8-DeSnoo (SDI) 50 $\frac{0}{8}$ , 9-Walsh (Tn) 49 $\frac{9}{8}$ , 10-Marrazzo (Ind) 49 $\frac{5}{8}$ , 11-Ponath (Wash) 49 $\frac{2}{8}$ , 12-Williford (LSU) 47 $\frac{9}{8}$ , 13-Johnson (Ore St) 46 $\frac{11}{8}$ , 14-Iacovo (Al) 45 $\frac{5}{8}$ .



Carol Cady (Stanford) was the class of the discus troupe, winning by almost 14 feet with a wind-less throw of 198 $\frac{5}{8}$ . Cady registered 206 $\frac{6}{8}$  in the windy qualifying round. (Jeff Johnson photo).

## DISCUS THROW

Cady was not to be denied in the discus. She threw 206 $\frac{6}{8}$  in the qualifying - 22 feet better than second-placer Laura DeSnoo. Cady slumped slightly in the final as the wind failed to appear, but her 198 $\frac{5}{8}$  was 13 $\frac{7}{8}$  farther than a surprising Pia Iacovo (Alabama). DeSnoo picked up the bronze and Pagel was fourth as no one in the entire field had a PR.

### DISCUS THROW

Qualifiers: 1-Carol Cady (Stan) 206 $\frac{6}{8}$ , 2-Laura DeSnoo (SDI) 184 $\frac{8}{8}$ , 3-Pia Iacovo (Al) 179 $\frac{6}{8}$ , 4-Pat Walsh (Tn) 179 $\frac{2}{8}$ , 5-Ramona Pagel (SDI) 178 $\frac{7}{8}$ , 6-Diane Oswald (CS Hay) 177 $\frac{0}{8}$ , 7-Natalie Kaaiawahia (Az St) 176 $\frac{6}{8}$ , 8-Karen McDonald (Tn) 171 $\frac{10}{8}$ , 9-Julie Jones (BYU) 168 $\frac{3}{8}$ , 10-Lacy Barnes (Fresno St) 167 $\frac{6}{8}$ , 11-Victoria Gay (Tx Sth) 167 $\frac{0}{8}$ , 12-Pinkie Suggs (Kan St) 165 $\frac{2}{8}$ , 13-Toni Lutjens (UCLA) 163 $\frac{10}{8}$ , 14-Kim Kesler (Cal) 162 $\frac{5}{8}$ .

Non-qualifiers: Rebecca Fettig (Minn) 160 $\frac{4}{8}$ , Karen Nickerson (Stan) 158 $\frac{11}{8}$ , Elaine Sobansky (Penn St) 156 $\frac{2}{8}$  and Kelly Landry (Al) 147 $\frac{10}{8}$ .

FINAL: 1-Cady (Stan) 198 $\frac{5}{8}$ , 2-Iacovo (Al) 184 $\frac{9}{8}$ , 3-DeSnoo (SDI) 183 $\frac{1}{8}$ , 4-Pagel (SDI) 178 $\frac{10}{8}$ , 5-Kaaiawahia (Az St) 176 $\frac{4}{8}$ , 6-Walsh (Tn) 174 $\frac{6}{8}$ , 7-McDonald (Tn) 172 $\frac{3}{8}$ , 8-Oswald (CS Hay) 170 $\frac{9}{8}$ , 9-Barnes (Fresno St) 170 $\frac{1}{8}$ , 10-Jones (BYU) 167 $\frac{6}{8}$ , 11-Gay (Tx Sth) 166 $\frac{3}{8}$ , 12-Kesler (Cal) 161 $\frac{6}{8}$ , 13-Lutjens (UCLA) 161 $\frac{1}{8}$ , 14-Suggs (Kan St) 160 $\frac{5}{8}$ .

### JAVELIN THROW

The two favorites, foreigners Iris Gronfeldt (Iceland) and Ann-Grethe Baeraas (Norway) had their troubles in the qualifying session, although both qualified. Gronfeldt was 8th with 163 $\frac{9}{8}$  and Baeraas was 12th with only 162 $\frac{2}{8}$ . Both were lifeless, buried heads in hands after the competition.

In contrast to the demise of the two favored throwers, the first five in the qualifying round ALL had lifetime bests. Tennessee's Pam Passera led at 176 $\frac{0}{8}$  followed by Mylissa Coleman (Idaho) 172 $\frac{8}{8}$ , Marilyn Senz (Penn State) who throws anything and everything at 171 $\frac{11}{8}$ , Lori Mercer (Florida) 171 $\frac{7}{8}$  and Carolyn Welch (Springfield) 167 $\frac{2}{8}$ .

Evidently both Gronfeldt and Baeraas had pep talks during the night either from themselves or friend coach. Gronfeldt began the festivities with 182 $\frac{5}{8}$ , a mark which would have won the competition, and improved in the third round to 184 $\frac{2}{8}$ .

Baeraas didn't have that fire at first and opened with a paltry toss of 154 $\frac{9}{8}$ . She followed this with 139 $\frac{8}{8}$  and then uncorked 173 $\frac{5}{8}$  to move into contention. Baeraas improved in the fifth round to 176 $\frac{8}{8}$  for the silver while Florida's Lori Mercer set another PR at 176 $\frac{0}{8}$  for the bronze.

### JAVELIN THROW

Qualifiers: 1-Pam Passera (Tn) 176 $\frac{0}{8}$ , 2-Mylissa Coleman (Idaho) 172 $\frac{8}{8}$ , 3-Marilyn Senz (Penn St) 171 $\frac{11}{8}$ , 4-Lori Mercer (Fl) 171 $\frac{7}{8}$ , 5-Carolyn Welch (Springfield) 167 $\frac{2}{8}$ , 6-Dodie Campbell (Az St) 165 $\frac{8}{8}$ , 7-Joanne Davis (UC SB) 165 $\frac{8}{8}$ , 8-Iris Gronfeldt (Al) 163 $\frac{9}{8}$ , 9-Lisa Torrison (Wash) 163 $\frac{8}{8}$ , 10-Faye Roblin (Fresno St) 162 $\frac{11}{8}$ , 11-Mary Chrobak (Tx) 162 $\frac{6}{8}$ , 12-Anne-Grethe Baeraas (Kan) 162 $\frac{2}{8}$ , 13-Meg Warren (Appalachian St) 161 $\frac{2}{8}$ , 14-Jodi Smiley (Wis/LC) 160 $\frac{8}{8}$ .

Non-qualifiers: Carla Battaglia (Ind) 160 $\frac{5}{8}$ , Lorena Anderson (Minn) 159 $\frac{8}{8}$ , Catherine Zuniga (BYU) 159 $\frac{0}{8}$ , Tracy McCarthy (Az St) 156 $\frac{8}{8}$ , Sherri Schoenborn (Idaho) 152 $\frac{8}{8}$ , Mary Osborne (Stan) 147 $\frac{10}{8}$ , Sherri MacKinney (N Car) 147 $\frac{6}{8}$ , Martha Hart (Az) 147 $\frac{2}{8}$ , Lori Weaver (Tn) 145 $\frac{2}{8}$ , Julie Ann Waage (Kan) 141 $\frac{9}{8}$  and Joy Purdy (Hawaii) 122 $\frac{5}{8}$ .

FINAL: 1-Gronfeldt (Al) 184 $\frac{2}{8}$ , 2-Baeraas (Kan) 176 $\frac{8}{8}$ , 3-Mercer (Fl) 176 $\frac{0}{8}$ , 4-Passera (Tn) 172 $\frac{10}{8}$ , 5-Warren (Ap St) 167 $\frac{9}{8}$ , 6-Senz (Penn St) 167 $\frac{8}{8}$ , 7-Walsh (Spr) 162 $\frac{4}{8}$ , 8-Davis (UCSB) 157 $\frac{7}{8}$ , 9-Coleman (Idaho) 157 $\frac{2}{8}$ , 10-Campbell (Az St) 154 $\frac{3}{8}$ , 11-Roblin (Fresno St) 153 $\frac{4}{8}$ , 12-Smiley (Wis/LC) 153 $\frac{1}{8}$ , 13-Chrobak (Tx) 148 $\frac{5}{8}$ , 14-Torrison (Wash) 139 $\frac{2}{8}$ .





A flop in the qualifying round, Iris Groenfeldt (Alabama) came through to win the final with a mark of 184'2. (Bill Leung, Jr, photo).

#### HEPTATHLON

We picked Nebraska's Debbie Clark to win the heptathlon based on her best score which was made with two poor throwing marks. She had done much better in the throws and therefore, we figured, could be the upset winner.

Nothing seemed to be right for Ms Clark. First of all, her declaration was about an hour late, but she was admitted. Her lethargic attitude didn't become evident until the following morning when runners settled into their blocks for the 100m hurdles. At the starter's 'Set' command, Clark stayed on her marks. The starter waited a few seconds, apparently used to this tactic by some speedsters, and finally called the runners off their marks. Clark was given a warning.

The bad news didn't stay away very long, however, as Clark hit the first hurdle, triple jumped over the second and knocked the third down with her hands, (a disqualification). She registered a 16.19 - and there went our upset prediction.

The heptathlon is a bad news event anyway. Ask Tonya Alston, UCLA. Alston had a good hurdle mark, was numero uno in the high jump and long jump, was third in the 200 and very respectable in the spear. But zilch in the shot. Three fouls. For shame! One can see it possible to make three fouls in the long jump, but NEVER in the shot. So a possible winner finished 13th.

The battle for the title went to UNLV's 19-year old Sheila Tarr, a freshman. Tarr pipped Tennessee's senior Myrtle Chester 62 points with a well-balanced performance. Only her 800 was really poor (2:29.67). The small Tennesseean had some PR's (javelin and shot), but her PR's in those two throwing events are so weak it didn't matter as much as her slipping in the long jump. Chester leaped only 18'10 3/4, more than a foot off her best.

Big surprise was third placer Linda Spenst of Maryland. Picked for no better than 12th and having a best of 5350, the small athlete came up with a horde of bests to tally 5594 and take home the bronze.

#### HEPTATHLON

1-Sheila Tarr (UNLV) 5856 (14.02-5'8 1/2-46'2-25.78-19'2-149'7-2:29.67), 2-Myrtle Chester (Tn) 5793 (13.98-5'9 3/4-36'8 1/2-24.64-18'10 3/4-109'1-2:14.08), 3-Linda Spenst (Md) 5594 (14.16-5'7 1/4-33'5 1/4-25.79-19'4 3/4-121'11 1/4-2:17.94), 4-Sharon Hatfield (USC) 5582 (2:16.90),

5-Tracy Hanlon (Army) 5560 (149'9), 6-Deborah Clark (Nb) 5481, 7-Carla Battaglia (Ind) 5467 (154'10), 8-Yutta Shelton (Al) 5412, 9-Margot Rogus (Ind) 2:16.36), 10-Valerie Lemoignan (Murray St) 5332 (13.95), 11-Brenda Allwine (Ok) 5180, 12-Helen Stoffel (Wis) 5173, 13-Tonya Alston (UCLA) 5011 (6'0-19'6 3/4), 14-Camille Harding (Az) 4957 (5'9 3/4).

#### 4x100 RELAY

Florida State has so many sprinters they select their team by drawing from a hat! That may or may not be true, but they could do it. The Lady Seminoles won this race with ease by nearly half a second over Tennessee and Houston, teams which are not known for slowness. Michelle Finn led off for he winners and held her own, but it was Marita Payne who broke the race open down the backstretch. Brenda Cliette and Randy Givens finished the coupe.

#### 4x100m RELAY

Heat 1, 1-Florida State 43.99q, 2-Texas Southern 44.92q, 3-Missouri 45.99q, 4-New Mexico 46.82, Arizona State did not finish.

Heat 2, 1-Nebraska 44.75q, 2-Tennessee 44.92q, 3-Michigan State 46.50, 4-Georgia 46.75, Louisiana did not finish.

Heat 3, 1-Houston 44.66q, 2-Texas 45.26q, 3-South Carolina 46.02q, 4-Arizona 46.13, UNLV disqualified.

FINAL, 1-Florida State (Finn-Payne-Cliette-Givens) 43.72, 2-Tennessee Oliver-Ratray-Findley-Bolden) 44.16, 3-Houston (Mastin-Glover-Lewis-Washington) 44.39, 4-Texas 5-Nebraska 44.84, 6-Texas Southern 45.00, 7-South Carolina State 45.74, 8-Missouri 45.83, 9-Arizona, 10-Michigan State, 11-Georgia, 12-New Mexico.

#### 4x440y RELAY

Visitors to Eugene can't believe the powers didn't convert the Hayward Field track to meters when the artificial surface was installed, but they didn't. And so they run 4x440y instead of 4x400.

Made no difference to Florida State, however. After a first lap duel with Texas Southern and Tennessee, Brenda Cliette scampered



Heptathlon winner was UNLV's freshman Sheila Tarr. Tarr's father was NCAA hurdles champion in the dark ages. (Jeff Johnson photo).

the second leg in a sparkling 51.5 and it was all over. Givens followed with 51.9 and Payne ended it with 51.6. Add on Janet Davis' 54.0 and you get the winning time of 3:28.93.

Some fine teams did not even make the final including Cal State LA, Grambling, Texas and Villanova.

#### 4x440y RELAY

Heat 1, 1-Texas Southern 3:39.99q, 2-Arizona 3:40.99q, 3-Florida A&M 3:41.44, 4-Rice 3:43.05, 5-Temple 3:44.66, 6-Howard 3:46.9.

Heat 2, 1-Florida State 3:35.20q, 2-Nebraska 3:39.16q, 3-Purdue 3:40.37q, 4-Grambling 3:40.69, 5-Delaware State 3:42.90, 6-George Mason 3:45.07, 7-Missouri 3:45.51, 8-Drake 3:46.22.

Heat 3, 1-Tennessee 3:36.26q, 2-Indiana 3:40.15q, 3-Houston 3:40.54q, 4-Cal State Los Angeles 3:43.36, 5-Texas 3:44.25, 6-Villanova 3:46.03, 7-South Carolina State 3:47.14.

FINAL, 1-Florida State (Davis 54.0-Cliette 51.5-Givens 51.9-Payne 51.6) 3:28.93, 2-Tennessee (Barksdale 54.3-Clark 53.2-Oliver 53.5-Ratray 51.9) 3:32.85, 3-Texas Southern (Sowumni 54.3-Omagbemi 55.9-Eleby 54.7-Usifo 53.7) 3:38.52, 4-Indiana Davis-Diamond-Parrott-Montgomery) 3:38.61, 5-Arizona (Walsh-Vetter-Rodgers-Waithera 52.3) 3:38.95, 6-Nebraska (Ashmore-Tate-Badami-Ali) 3:39.62 7-Houston (Clary-Mastin-Stephens-Berry) 3:39.77, 8-Purdue (Perry-Rozier-Hackel-Sias) 3:40.67, 9-Grambling, 10-CSLA, 11-Florida A&M, 12-Delaware State.

#### SCORES

1-FSU	145	36-Gtn	10
2-Tenn	124	Md	10
3-Stan	71	38-N Car	9
4-Ore	64	Gramb	9
5-Neb	60	Mich St	9
6-Ala	53	Cal	9
7-Wis	49	Ark	9
8-Az St	47	Howard	9
9-Tx Sth	42	44-Ball St	8
10-Fla	40	45-App St	8
11-Tx	39	Ok St	8
SDI	39	E Tn	8
13-Vil	35	Ky	7
14-Hst	33	49-AFA	7
15-Iowa St	31	Del St	7
CSLA	31	Fres St	7
17-UTEP	28	Va Tech	7
18-Ind	26	Minn	7
BYU	26	Ore St	7
20-Penn St	25	55-N Car St	6
Kan St	25	S Car St	6
22-Ariz	24	57-CSLB	5
23-Okla	22	58-Aub	5
24-USC	22	UCSB	5
25-Mo	21	Idaho	5
UNLV	21	FI A&M	5
27-N Az	20	62-Col	4
28-Kan	19	Wash St	4
Ga	19	Utah	4
30-UCLA	18	65-Mur St	3
31-Sthn	16	Rut	3
32-Purdue	14	N Mex	3
32-Hawaii	14	68-Yale	2
32-Hawaii	15	Ark St	2
33-Purdue	14	70-LSU	1
34-FD	12	71-Drake	1/2
Wash	12		

NCAA KALEIDOSCOPE: Thought we saw Harry Belafonte at the meet but it was only Coach Brooks Johnson, complete with straw hat, flowery shirt, singing off tune.....Surprise of the declarations: No Stanford entry in the 3000 and no CSLA entry in the 400....The one-false-start rule apparently was disregarded as several sprinters made quite definite before-the-gun moves and were called back but allowed to compete.....It was exactly 50 years ago I placed in the NCAA Championships. Broke the world record in the 220y low hurdles, but unfortunately there were three guys ahead of me. Ah, well.

# NATIONAL

## PRAIRIE VIEW WINS NAIA

Charleston, West Virginia, May 24/26: Although winning only one individual track event and only one field event, Prairie View, nevertheless, managed to win the NAIA Championship by 17 points over a hustling Adams State squad. The Pantherettes won three of the four relays and finished second in the 100, 200, 400 and 800 on their way to the title.

100, 1-Virgie Bullie (Mid Luth) 11.71, 2-Deidre Jackson (PV) 11.82, 3-Evan Williams (PV) 11.88.

200, 1-Denise Bullocks (Chi St) 24.14 (23.93h), 2-Jocelyn Tatum (PV) 24.28, 3-Virgie Bullie (Midland) 24.32.

400, 1-Denise Bullocks (Chi St) 54.09, 2-Jocelyn Tatum (PV) 54.45, 3-Norrie McAfee (PV) 54.86.

800, 1-Julie Jenkins (Adams St) 2:08.60, 2-Cathy Taylor (PV) 2:11.77, 3-Laurie Gillis (Minot St) 2:12.32.

1500, 1-Cindy Grant (Simon Fraser, Can) 4:32.09, 2-Denise Falzone (Adams St) 4:32.59, 3-Jenny Lanoreux (Flagler) 4:34.45.

3000, 1-Denise Falzone (Adams St) 2-Dona Driscoll (Wis/Parkside) 9:47.61, 3-Linda Marquardt (Wis/Mil) 9:53.09.

5000, 1-Julia Willoughby (Moorhead St) 17:13.8, 2-Kathy Bowman (Sag Vly) 17:18.8, 3-Leslie Tomlinson (SF) 17:41.5.

10000, 1-Karen Schoenrock (Wis/Eau Cla) 35:37.6, 2-Cindy Reinhart (Sag Vly) 35:59.4, 3-Kathy Bowman (Sag Vly) 36:16.8, 4-Donnette Schmiedbauer (Western, Col) 36:35.3.

Marathon, 1-Cindy Reinhart (Sag Vly) 2:57:20, 2-Jolene Fisher (Utah St) 3:02:24, 3-Lori Fisher (Belmont) 3:06:03.

100H, 1-Thomasina Busch (Hampton Inst) 13.73, 2-Brenda Jarvis (Adams St) 14.15, 3-Melody Robinson (Midland) 14.35.

400H, 1-Lavonda Luckett (PV) 60.78, 2-Brenda Jones (Ark College) 61.98, 3-Karmen King (Northern St, ND) 62.44.

HJ, 1-Kristy Dees (W Wash) 5'8, 2-(tie) Sandy Stearns (W Ore), Ellen Johnson (Hastings), Mechele Heberd (S Utah) and Holly Wilson (Pac Luth) 5'7.

LJ, 1-Deidre Jackson (PV) 19'11, 2-Lorie Risenhoover (Adams St) 19'10, 3-Yvonne Smith (Berry, Ga) 19'11/2.

SP, 1-Beth Stuart (Kearney St) 45'7/4, 2-Paige Dougherty (Lewis & Clark) 45'1/4, 3-Loretta Fidel (Adams St) 44'6.

DT, 1-Carol Woodside (Ham Inst) 146'10, 2-Paula Whittenburg (George Fox) 146'9, 3-Beth Stuart (Kearney St) 145'5, 4-Marie Frees (Mid American Naz) 143'0, 5-Sandy Early (Azusa Pac) 141'1.

JT, 1-Joan Williamson (W Wash) 166'6, 2-Maria Haley (Way Bap) 162'10, 3-Karen Murray (SF) 153'6, 4-Donna McDonough (AP) 149'0, 5-Cyde McCormick (W Ore) 148'9.

Heptathlon, 1-Jennifer Schwartz (Azusa Pacific) 4981, 2-Amanda Abshire (Adams St) 4975, 3-Brenda Jones (Ark Cig) 4797, 4-Leslie Ryman (Walsh, Oh) 4640.

4x100, 1-Prairie View (D.Jackson-Williams-Tatum-McAfee) 45.36, 2-Adams State 47.05, 3-Wisconsin/Milwaukee 47.11, 4-Northwood Institute 47.37.

4x400, 1-Prairie View (Luckett-McAfee-Tatum-Taylor) 3:41.49, 2-Adams State 3-Western Washington 3:50.55.

4x800, 1-Moorhead State (Class-Fie-Harty-Behrendt) 9:05.75, 2-Simon Fraser 9:08.77, 3-Saginaw Valley 9:10.96.

Sprint Medley, 1-Prairie View (Jackson-Williams-Tatum-McAfee) 1:41.19, 2-Adams State 1:42.37, 3-Wisconsin/Milwaukee 1:44.79.

Scores, 1-Prairie View 100, 2-Adams State 83, 3-Saginaw Valley 44, 4-Simon Fraser 35, 5-Wisconsin/Milwaukee 31, 6-Western Washington 29, 7-Midland Lutheran 26, 8-Hampton Institute and Kearney State 22, 10-Chicago

## NCAA DIVISION II CP/SLO - WHO ELSE?

Cape Girardeau, Missouri, May 21/26: Once again it was Cal Poly/San Luis Obispo who took home the NCAA Division II first place trophy. But once again it was a little closer than before. The strength is beginning to dissipate throughout the country and the Mustangs won by only 30 points over Alabama A&M and 33 over fast improving - and look out for 1985 - Abilene Christian.

Cal Poly was the winner in the 1500, heptathlon, 100 hurdles and 10000. They did not place in either relay. Alabama A&M scored in both relays and won three events.

Cal Poly athletes won four events but the team did not score in the relays. Alabama A&M had a double winner in Dannette Young (100/200), won the shot and placed high in the 4x400. Abilene Christian won four events and scored in both relays, but it was the depth of the California crew that eventually paid off with the big trophy.

100, (+1.52), 1-Danette Young (Al A&M) 11.77 (11.50wh), 2-Andralette Gill (CS Bak) 11.87 (11.56wh), 3-Patricia Davis (St Aug) 11.92, 4-Jeri Domes (Mankato) 11.96, 5-Cefornia Polk (Al A&M) 12.06.

200, 1-Dannette Young (Al A&M) 23.38, 2-Andralette Gill (CS Bak) 24.14, 3-Cefornia Polk (Al A&M) 24.20, 4-Roianne Byrd (CS Hay) 24.22, 5-Joanne Gardner (NY Tech) 24.31, 6-Terri Dendy (G Mason) 24.40.

400, 1-Joy Hutchings (SW Tx) 53.22, 2-Delphina Banks (CS Hay) 54.01 (54.0h), 3-Derial Rhodes (G Mason) 54.69, 4-Justine Craig (Ab Chr) 54.70 (54.5h), 5-Sharon Moffatt (Al A&M) 55.10.

800, 1-Gail Conway (AF Acad) 2:03.92, 2-Serene Mitchell (Al A&M) 2:07.23, 3-Stefani Green (Navy) 2:07.31, 4-Jill Ellington (CP/SLO) 2:08.48, 5-Mary List (Army) 2:09.17, 6-Chris Manning (CS Hay) 2:09.63.

1500, 1-Jennifer Dunn (CP/SLO) 4:25.23, 2-Chris Manning (CS Hay) 4:26.97, 3-Glaades Prieue (CP/SLO) 4:28.01 (4:25.5h), 4-Leslie Pratt (CS North) 4:28.66, 5-Sally Johnson (Ind U) 4:29.10.

3000, 1-Kristin Asp (S Dak St) 9:28.41, 2-Vickey Bray (CP/SLO) 9:31.22, 3-Amy Avrit (CP/SLO) 9:37.79, 4-Lisa Young (W Chester) 9:38.63, 5-Ena Guerva-Mora (FI Int) 9:45.46, 6-Lori Lopez (CP/SLO) 9:46.83.

5000, 1-Julie Bowers (W Chester) 16:21.92, 2-Kristian Asp (S Dak St) 16:25.25, 3-Kathy Koudela (CS Hay) 16:27.85, 4-Nancy Dietman (N Dak St) 16:29.79, 5-Magalalene Manriquez (CS North) 16:32.56, 6-Carol Gleason (CP/SLO) 16:33.24.

10000, 1-Carol Gleason (CP/SLO) 34:20.47, 2-Julie Bowers (W Chester) 34:29.98, 3-Ena Guerva-Mora (FI Int) 34:37.95, 4-Tammy Donley (Ind U) 35:15.2, 5-Robyn Root (CP/SLO) 35:37.22.

100H, 1-CeCe Chandler (CP/SLO) 13.55, 2-Patricia Davis (St Aug) 13.79, 3-Roianne Byrd (CS Hay) 14.01, 4-Susan Allen (G Mason) 14.13, 5-Letha Carson (NY Tech) 14.31.

400H, 1-Justine Craig (Ab Chr) 58.05, 2-Sharon Moffatt (Al A&M) 59.87 (59.55h), 3-Sandra Williams (G Mason) 60.10, 4-Keisha McDuffie (Ab Chr) 61.16, 5-Jill Stamp (Lowell) 61.25, 6-Stefani Green (Navy) 63.29.

HJ, 1-Yolanda Hendry (Ab Chr) 5'10, 2-Janet Nicolls (CP/P) 5'10, 3-Karen Kraemer (CP/SLO) 5'9, 4-Countess Woody (Troy St) 5'8, 5-Jacqueline Beck (Shippensburg) 5'8, 6-Jenise Lockhart (Cal, Pa) and Deanne Malvino (Sonoma St) 5'8.

LJ, 1-Carla Seldon (Angelo St) 21'1/4, 2-Sabrina Douglas (St Aug) 21'0/2, 3-Gina Gibson (Lib Bap) 20'0/4, 4-Vicki Boone (Lincoln) 19'5/4, 5-Audry Hunter (Al A&M) 19'3.

Continued next page.

## NCAA DIVISION III LA CROSSE STILL THE BEST

Northfield, Minnesota, May 21/26: Wisconsin/La Crosse is proud of its track and field and cross country teams. They have more reason to be proud again in 1984 as they ran away (pun) with the NCAA Division III Championships staged at Carleton College.

Tori Neaubauer led the Wisconsin crew with victories in the 5k and 10k runs, but Central College (Pella, Iowa) came up with two double winners in Lori Sears (400H/LJ) - plus a second in the short barriers, and Nancy Ciser (200/400).

Neaubauer got help from Jodi Smiley, javelin winner at 170'5, and Cindi Lensmire who captured the disc with 161'1 (165'0q).

Another busy individual was Redland's Margo Edwards who won the 100 hurdles, repeating her 1982 victory (after missing last year with injuries), and placed third in the 200 and fourth in the century.

100, 1-Karen Boxley (Fisk) 11.84, 2-Tracey Armstead (SUNY/Cortland) 12.11, 3-Nancy Cisar (Central Cig) 12.16, 4-Margo Edwards (Redlands) 12.29 (12.26h).

200, 1-Nancy Cisar (Central) 24.78, 2-Tracey Armstead (SUNY/Cortland) 24.99, 3-Margo Edwards (Redlands) 25.43, 4-Sharon Boggs (Fitchburg) 25.46.

400, 1-Nancy Cisar (Central) 55.79, 2-Katherine Forrest (Wesleyan) 56.45, 3-Judy Pemberton (E Ct St) 56.92, 4-Vicki Proctor (Frostburg St) 56.98.

800, 1-Eloise Evans (Salve Regina) 2:07.84, 2-Cindy Lindh (Bridgewater) 2:10.69, 3-Cresey Stewart (Occidental) 2:14.22, 4-Kathy Ireland (Wis/LC) 2:14.24, 5-Diane Dannehl (Wis/LC) 2:14.58.

1500, 1-Karen Borza (Wesleyan) 4:36.03, 2-Doreen Ludlow (Wis/LC) 4:36.33, 3-Rebecca Center (Bowdoin) 4:37.58, 4-Diane Weeder (SE Mass) 4:38.65, 5-Alice Willis (SUNY/Binghamton) 4:39.03.

3000, 1-Diane Weeder (SE Mass) 9:46.31, 2-Julie Pederson (Wis/LC) 9:49.58, 3-Julia Kirtland (Macalester) 9:50.08, 4-Carol Karmitos (Occidental) 10:05.93, 5-Cynthia Rogers (Occidental) 10:06.08.

5000, 1-Tori Neaubauer (Wis/LC) 16:45.90, 2-Cindy Nagle (Claremont-Mudd-Scripps) 16:53.08, 3-Julia Kirtland (Macalester) 16:56.57, 4-Cathy Carnes (SE Mass) 17:11.57.

10000, 1-Tori Neaubauer (Wis/LC) 34:36.60, 2-Elizabeth Kneale (Ithaca) 35:14.38, 3-Cindy Nagle (C-M-S) 36:07.46, 4-Eilyn Block (SUNY/Cortland) 36:19.48.

100H, 1-Margo Edwards (Redlands) 14.34, 2-Lori Sears (Central) 14.88 (14.64h), 3-Gail Brown (Frostburg) 14.93 (14.90h), 4-Debbie Wells (Fitchburg) 14.97.

400H, 1-Lori Sears (Central) 62.19, 2-Erin Sobaski (St Thomas) 63.17, 3-Gail Brown (Frostburg) 63.40 (63.22h), 4-Theresa Sequist (Wis/Whitewater) 63.89.

HJ, 1-Michelle Riedi (Wis/Steven's Point) 5'8, 2-Glynis Payne (Carthage) 5'8, 3-Sheryl Fincher (N Central) 5'8.

LJ, 1-Lori Sears (Central) 18'4/4, 2-Cynthia Coordes (Augustana) 18'2, 3-Monica Scott (Heidelberg) 18'1/4, 4-Kim Huggett (Wis/River Falls) 18'1/4, 5-Cheryl Burditt (Occidental) 18'0/2.

TJ, 1-Pauline Henry (Cornell Cig) 39'0/4, 2-Shawn Lawson (Occidental) 17'7/4, 3-Terry Travis (Brockport St) 37'4/2, 4-Peggy Evans (Juniata) 37'2/2.

SP, 1-Lauren Andrews (Brandeis) 49'0, 2-Cindi Lensmire (Wis/LC) 48'10, 3-Luann Soderling (Nb Wes) 48'0/2, 4-Donna Oedsma (Wis/LC) 46'2.

DT, 1-Cindi Lensmire (Wis/LC) 161'1 (165'0q), 2-Cheryl Hunter (SUNY/Stonybrook) 145'3, 3-Luann Soderling (Nb Wes) 144'6, 4-

Continued next page.

# CHAMPIONSHIPS

## NJCAA - EASTERN OKLAHOMA ALL ALONE

San Angelo, Texas, May 17/19: Eastern Oklahoma, displaying great depth, captured the National Junior College AA Championship with 141 points, far ahead of runner-up Ricks College of Idaho who scored 83 digits.

The Lady Mountaineers won only one event on the track and two on the field, but captured two of the three relays on their way to victory.

There were three double winners with Mesa CC (Az) Erin Dougherty scoring the best double as she won the heptathlon with 5222 points and came back to annex the triple jump at 39'1 3/4. Other twins gold winners were Monica Taylor (Phoenix, Az) in the 100 and 200 and Ricks' Karen Harvey in the 800/1500.

100 (+2.02), 1-Monica Taylor (Phoenix, Az) 11.51w, 2-Janice Marshall (E Ok) 11.80, 3-Anita Isom (E Ok) 12.03.

200(+0.01), 1-Monica Taylor 24.13, 2-Janice Marshall 24.54, 3-Candy Ford (Phoenix, Az) 24.76.

400, 1-Karon Lackland (DuPage) 55.88, 2-Laura Ford (E Ok) 55.98, 3-Gynonne Hatter (NE Ok) 56.57.

800, 1-Karen Harvey (Ricks) 2:11.07, 2-Denise Large (Cayuga CC) 2:15.59, 3-Wendy Wiley (Glendale CC, Az) 2:16.07.

1500, 1-Karen Harvey 4:33.36, 2-Annmarie Fox (Ricks) 4:38.33, 3-Susan Ingram (FI JC) 4:41.29.

3000, 1-Elizabeth Lynch (Ricks) 9:57.13, 2-Janice Regis (FI JC) 10:02.66, 3-Audrey Pierce (SUNY/Delhi) 10:02.90.

5000, 1-Janice Regis 17:12.91, 2-Elizabeth Lynch 17:28.08, 3-Beth Saxton (Alfred) 17:42.69.

10000, 1-Merenette Simmons (Southern Id) 37:27.25, 2-Judy Crowe (SW Mich) 37:51.44, 3-Lori Wood (SUNY/NY) 37:58.58.

100H (+1.66), 1-Theresa Baker (E Ok) 14.01, 2-Angi Lewis (Barton County CC) 14.12, 3-Lisa Savory (Mesa CC, Az) 14.18.

400H, 1-Angie Lewis 62.02, 2-Chris Castiglione (Alfred) 62.56, 3-Kindal Burton (E Ok) 62.68.

HJ, 1-Sharri Lee (E Ok) 5'10, 2-Janet Newman (Barton County CC) 5'8 3/4, 3-Darci Stotts (San Jacinto JC) 5'8 3/4.

LJ, 1-Cleoster Thomas (Ranger JC) 20'0 1/4, 2-Macie Miller (S Id) 19'1 1/2, 3-LaShawn Moore (Santa Fe CC, Fl) 19'0 3/4.

TJ, 1-Eren Dougherty (Mesa CC) 39'1 3/4, 2-Tavey Harrison (Pima CC, Az) 38'3 1/2, 3-Janet Newman 37'11 1/4.

SP, 1-Laverne Eve (E Ok) 47'4 1/2, 2-Cheryl Mayo (E Ok) 45'11 3/4, 3-Brenda Wolf (Colby CC, Ks) 45'9.

DT, 1-Amy Borders (Johnson County CC, Kan) 145'1, 2-Sara Ballenger (Ricks) 142'11, 3-Pam Morton (Mesa CC) 141'7.

JT, 1-Sheri Hilton (Clackamas, Or) 157'6, 2-Laverne Eve 156'8, 3-Debbie Koffle (Clackamas, Ore) 143'8.

Hep, 1-Erin Dougherty (Mesa CC) 5222, 2-Sally Butts (S Id) 4951, 3-Mynez Carqill (San Jacinto, Tx) 4687.

4x100, 1-Eastern Oklahoma (Isom-Johnson-Marshall-Baker) 45.68, 2-Kansas City CC 47.47, 3-Southern Idaho 47.57.

4x400, 1-Eastern Oklahoma (Draper-Ford-Ogle-Marshall) 3:44.14, 2-Southern Idaho 3:49.85, 3-Kansas City CC 3:50.53.

4x800, 1-Ricks College, Idaho (Lynch-Jensen-Fox-Harvey) 8:56.49, 2-Eastern Oklahoma 9:07.30, 3-Mesa CC 9:29.14.

Scores, 1-Eastern Oklahoma 141, 2-Ricks College, Id 83, 3-Mesa CC, Az 64, 4-Southern Idaho 61, 5-Barton County CC, Kan 53, 6-Florida JC 33, 7-Phoenix College, Az 30, 8-Clackamas CC, Or 28, 9-San Jacinto, Tx 25, 10-Ranger JC, Tx 24, 11-Southwestern Michigan Continued next column

## TAYLOR WINS NCCAA TITLE

Marion, Indiana, May 4/5: Multi event performers were all over the field as Taylor College captured the NCCAA title with 101 points, nine more than runner-up Spring Arbor.

The Trojans were led by Lori Shepard who spent the two days winning the 100 hurdles and high jump, running on the winning 4x100 relay team, running on the second place 4x400 relay team, placing third in the long jump and fourth in the 200. Spring Arbor answered with Gina Reining with firsts in the two sprints, a fourth in the long jump and anchor on the winning 4x400 relay.

Not to be outdone, Ellie Bain of Eastern Menonite College captured three golds with victories in the 3000, 5000 and 10000 while Cedarville's Jane Romig took the 800 and 1500 and was second in the 3k.

3000/5000/10000, Ellie Bain (E Men) 10:37.81/18:19.09/39:05.6; HJ/100H, Lori Shepard (Taylor) 5'4/15.25; SP, Janet Shauer (Anderson) 40'6; DT, Marie Frees (Mid-American Nazarene) 144'5.

4x100, 1-Taylor Stocksdale-Meigham-Stuiber and Shepard) 50.73; 800/1500, Jane Romig (Cedarville) 2:18.59/4:58.86; 100/200, Gina Reining (Spring Arbor) 12.67/26.27; 4x400, Spring Arbor (Schellenberg-Edmonds-Porter-Reining) 4:05.28.

Scores, 1-Taylor 101, 2-Spring Arbor 92, 3-Cedarville 69 1/2, 4-Northwestern 67 1/2, 5-Marion 50, 6-Eastern Menonite 46, 7-Anderson 24, 8-Mid-American Nazarene 18, 9-Baptists Bible College and John Brown 16, 11-King's College 12, 12-Grand Rapids Baptist 10, 13-Roberts Wesleyan 3, 14-Concordia 2, 15-Olivet Nazarene 0.

## NAIA (Cont)

State and Moorhead State 20, 12-Azusa Pacific 17, 13-Arkansas College 14, 14-Southern Utah 13, 15-Wayland Baptist and Wisconsin/Parkside 12 plus 28 others.

## DIVISION III (Cont)

Brenda Johnson (Wis/River Falls) 141'11, 5-Linda Dougherty (Redlands) 140'11.

JT, 1-Jodi Smiley (Wis/LC) 170'5, 2-Emma Painter (Glassboro St) 158'9, 3-Brenda McIntyre (Pomona-Pitzer) 152'1, 4-Linda McDuffy (Concordia) 137'4.

Heptathlon, 1-Shawn Larson (Occidental) 4810, 2-Liz Phelps (Ohio Wesley) 4746, 3-Caryl Senn (Ithaca) 4745, 4-Lisa Warren (Salem St) 4642, 5-Michelle Riedi (Wis/Steven's Point) 4630.

4x100, 1-Trenton State 48.43, 2-SUNY/Cortland 48.53, 3-SUNO 48.71 (48.65h), 4-Frostburg State 49.10 (48.74h), 5-Carleton 49.47 (49.04h)....Fitchburg State won heat in 47.94, disqualified in final.

4x400, 1-Trenton State 3:53.92, 2-SUNO 3:54.02 (3:53.26h), 3-Frostburg State 3:54.56 (3:52.53h), 4-Pomona-Pitzer 3:54.68, 5-Messiah 3:54.99.

Scores, 1-Wisconsin/La Crosse 185 1/2, 2-Central (Iowa) 102, 3-Occidental 94, 4-SUNY/Cortland 69, 5-Fitchburg State 66, 6-Redlands 55, 7-Trenton State 49, 8-Frostburg State 48, 9-Concordia 43, 10-SE Massachusetts and Ithaca 41, 11-SUNO 39, 12-Pomona-Pitzer 36, 13-Wesleyan (Ct) 33, 14-Wisconsin/Steven's Point 30, 15-Ohio Wesleyan 29.

## NJCAA (Cont)

22, 12-Alfred, NY 20, 13-Santa Fe CC, Fl 19, 14-Kansas City CC, Kan 17, 15-Pima College, Az 15 and 26 others.

## TAC HEPTATHLON CHAMPS

Los Angeles, California, May 19/20: Winning only two of the seven events, Athletic Wests' Cindy Greiner nevertheless was the best all-arounder and captured the TAC National Heptathlon title with 6154 points. Greiner was 162 points better than resurfacing Jodi Anderson.

Greiner was the meet's best in the high jump (6'0 1/2) and the 200 dash (24.43), but was near the top in the other five events. Marlene Harmon was tops in the hurdles (14.02), Anderson was numero uno in the long jump (20'5), Debbie Larsen won the javelin (145'0), Kerry Bell tossed the shot farther than anyone else (47'2 1/4) and Joan Russell was fastest over 800 meters (2:10.86).

1-Cindy Greiner (AW) 6154 (14.05-6'0 1/2-45'2 1/4-24.43-20'2 1/4-124'10-2:16.81), 2-Jodi Anderson (PE) 5992 (14.28-5'6 1/2-41'8-24.77-20'5-137'5-2:14.78), 3-Debbie Larsen (UN) (15.14-5'11 1/4-40'5-25.05-18'8 3/4-145'0-2:23.13) 4-Jill Ross (Canada) 5728 (14.19), 5-Connie Polmann-Tuin (Canada) 5728 (14.15-20'0 1/2), 6-Joan Russell (CA) 5719, 7-Marlene Harmon (PE) 5708 (14.02-19'6), 8-Susan Brownell (Outreach) 5613 (14.10), 9-Kerry Bell (CA) 5567, 10-Lana Zimmerman (Un) 5436 (2:12.63), 11-Janet Scott (Canada) 5294, 12-Sharon Hatfield (USC) 5267, Linda Gordien (Org Int) withdrew.

## DIVISION II (Cont)

TJ, 1-1-Ann Foster (Ab Chr) 40'10 3/4, 2-Vicki Buford (Tuskegee) 40'5 1/2, 3-CeCe Chandler (CP/SLO) 40'4 3/4, 4-Barbro Sjoberg (Angelo St) 40'2 3/4, 5-Carla Jackson (Ab Chr) 39'11 1/4, 6-Lynette Brown (Tx A&I) 39'7 1/2, 7-Rhonda Herndon (Angelo St) 39'4, 8-Debbie Kay (Tx A&I) 39'0 3/4 (39'8 3/4q).

SP, 1-Carolyn Brown (Al A&M) 48'7 3/4, 2-Diane Oswald (CS Hay) 47'11 1/2, 3-Marlene Frahm (Ne Mo St) 46'7 3/4, 4-renee Aaland (N Dak St) 46'0, 5-Jessica Nichols (Cal, Pa) 45'9 1/2.

DT, 1-Diane Oswald (CS Hay) 173'7, 2-Robin Gordon (Tx A&I) 157'7, 3-Ami Jackson (Ind Central) 151'1, 4-Mary Manning (Air Force) 148'6, 5-Teresa Smith (St Aug) 146'10.

JT, 1-Sonya Smith (Ab Chr) 183'8, 2-Karolyn Welsh (Springfield) 158'4, 3-Jackie Nelson (CP/P) 157'0, 4-Deena Bernstein (CP/SLO) 156'5, 5-Kim Marsh (UC Davis) 152'1, 6-Marie Sherwood (St Cloud) 150'1.

Hep, 1-Janet Nicolls (CP/P) 5583 (15.36-5'9 1/4-37'9 1/2-26.32-18'3 1/4-145'4-2:18.27), 2-Tracy Hanlon (Army) 5524 (14.41-5'3 1/2-41'5 1/2-26.25-18'3 1/4-149'8-2:27.17), 3-Ticka Simon (CS Hay) 5273, 4-Stacy Atkinson (Ab Chr) 5214, 5-Stephanie Farrington (Mankato St) 5136, 6-Denise Woodward (UC Riv) 5123, 7-Barbro Sjoberg (Angelo St) 5009.

4x100, 1-St Augustine's (Gardin-West-Davis-Dave) 45.81, 2-George Mason 45.92, 3-Abilene Christian 46.21 (46.02h), 4-Stephen F. Austin 46.50, 5-Cal State Hayward 46.56, 6-Southwest Texas 46.60 (46.30h).

4x400, 1-George Mason (Williams-Rhodes-McVey-Dendy) 3:37.70, 2-Cal State Hayward 3:40.58, 3-Alabama A&M 3:41.11, 4-Air Force Academy 3:41.33, 5-Nebraska/Omaha 3:41.45, 6-Abilene Christian 3:42.81, 7-Cal Poly/Pomona 3:45.38 (3:44.98h).

Scores, 1-Cal Poly/San Luis Obispo 169 1/2, 2-Alabama A&M 139, 3-Abilene Christian 135, 4-Cal State Hayward 132, 5-St Augustine's 100, 6-George Mason 79, 7-Angelo State 63, 8-Cal Poly/Pomona 56, 9-Southwest Texas 47, 10-South Dakota State and West Chester State 40, 12-Air Force Academy 37, 13-Cal State Bakersfield 35, 14-Texas A&I 28, 15-North Dakota State 27, 16-Mankato State 26, 17-Florida International 24, 18-New York Tech 23, 19-Nebraska/Omaha 21 1/2, 20-Cal State Northridge 20 and 29 others.

(Notice: We will cover the TAC Championships and the Olympic Trials in our next issue to be mailed in three weeks. We have here some interesting quick facts about the Olympic Trials - full coverage next issue. SFVR)

## OLYMPIC TEAM PREDICTIONS

Which publication do you trust? Listed here are the picks for the 1984 USA Olympic Team, all lists submitted well in advance of the Olympic Trials. The publications were the Los Angeles Times, Track & Field News, Women's Track & Field World and Runner's World. The 15 events meant 45 positions were available. We are pleased to announce WTFW picked 26 team members, The LA Times selected 25, Runner's World 19 and TFN was last with 17 team members right. As for event winners, The Times had 10 of 15, WTFW had 8, TFN had 7 and Runner's World only 4. Here's the advance selections:

Event	LA Times	TF News	WTFW	Runner's World
100	Ashford Brown Givens	Ashford Williams Cheeseborough	Ashford Brown Bolden	Ashford Brown Givens
200	Ashford Givens Cheeseborough	Ashford Cheeseborough Griffith	Ashford Givens Marshall	Ashford Cheeseborough Griffith
400	Brisco Cheeseborough Leatherwood	D.Howard Bryant Griffith	Brisco Cheeseborough Dixon	D.Howard Bryant Dixon
800	Gallagher Campbell Richburg	Campbell Walton Warren	Wysocki Gallagher Clark	Campbell Gallagher Clark
1500	Decker Gallagher Larrieu	Decker Bremser Warren	Decker Richburg Gallagher	Addison Bremser Warren
3000	Decker Merrill Branta	Decker Hayes Webb	Decker Merrill Bremser	Decker Larrieu Webb
100H	Hightower Turner Young	Fitzgerald Hightower Turner	Hightower Turner Fitzgerald	Hightower Turner Young
400H	J.Brown Maxie Sheffield	Barksdale McCauley Etienne	J.Brown Bradley McCauley	Barksdale McCauley Etienne
HJ	Ritter Spencer Blunston	Ritter Sommer Spencer	Ritter Spencer W.Brown	Ritter Sommer Spencer
LJ	Lewis Loud Thacker	Lewis Joyner Anderson	Lewis Loud Thacker	Lewis Joyner Loud
SP	Griffin Pagel Cady	Griffin Wood Kaaiawahia	Pagel Griffin Cavanaugh	Cady Griffin Pollock
DT	Deniz Cady Griffin	Deniz Cady Griffin	Deniz Cady Picknell	Cady Deniz Griffin
JT	Smith Sutfin Schmidt	Smith Schmidt Carr	Smith Schmidt Hughes	Hughes Schmidt Smith
Hep	Joyner Frederick Greiner	Frederick Joyner Harmon	Joyner Frederick Greiner	Frederick Harmon Joyner

**KALEIDOSCOPE:** Only one of the 60 events picked by these 'experts' was 100% correct. Fortunately it was WTFW's selection in the 100m dash where we hit the 1-2-3 finish of Ashford, Brown and Bolden on the nose. In only two other events did anyone manage to select all three Olympian correctly, but not in the order in which they finished. The LA Times had three correct in the 400 and the shot but not in 1-2-3 order. Everyone picked Ashford to win the 100 and 200, and everyone was correct in the 100 and wrong in the 200. Everyone picked Decker to win the 3000 - and everyone was *right*. WTFW was the only predictor who included Ruth Wysocki - unfortunately we picked her to win the 800 and she did us dirt by winning the 1500. Surprisingly not everyone picked Decker to win the 1500 - Runner's World chose Addison. Everyone picked Ritter to win the high jump and Lewis to win the Long Jump. The 400 seemed to be the toughest to pick as both TFN and Runner's World failed to name a single Olympic Team member. TFN selected D.Howard, Bryant and Griffith while Runner's World named D.Howard, Bryant and Dixon. None of them made the team. RW also bombed out of the 1500 picks by selecting Addison, Bremser and Warren for the team.

Which organization got the most Olympic Team members? With 7 individuals in 9 events, it's Athletics West as Number One. AW has Cheeseborough (400), Decker (1500/3000), Hansen (3000), Griffin (SP/DT), Smith (JT), Greiner (heptathlon) and Benoit (marathon). Not far behind was Puma/Energizer and the World Class AC. The Puma group has six individuals in six events: Ashford (100), Gallagher (800), Page (100H), Spencer (HJ) and Anderson (heptathlon). WCAC has one less individual but one more event, five athletes in seven events: Alice Brown (100), Bolden (100), Brisco (200/400), Griffith (200) and Joyner (heptathlon and long jump).

Addidas, (Fitzgerald and Julie Brown), Pacific Coast Club (Ritter and Huntley) and San Diego State (Pagel and DeSnoo) were the only other groups with more than one individual. Brooks with Wysocki in the 800 and 1500 had two places.

What about the colleges? Nine athletes from eight schools made the team. San Diego State with Pagel and DeSnoo grabbed top honors. Others included Cady (Stanford), Lewis (Houston - although she jumped in the Santa Monica TC colors), Thacker (Nebraska), Givens (Florida State), Leatherwood (Alabama), Turner (UTEP) and Barksdale (Tennessee).



Mary Decker runs the world's fastest 1500 to date in the rain at Eugene. Decker's time was 3:59.19. (Jeff Johnson photo).



Sing along - "Tall and tan and lean and lanky the girl from Puma-Energizer" - that's Pam Spencer who made the Olympic Team in the high jump. (Bill Leung, Jr, photo).

# RESULTS - RESULTS - RESULTS

## MINNESOTA COLLEGIATE

Minneapolis, Minnesota, April 21: Good discus and javelin marks by University of Minnesota athletes Loreena Anderson and Becky Fettig highlighted the Minnesota Collegiate non-scoring meet. Anderson wafted the wand 174'4 and Fettig muscled the platter 181'6, both marks qualifying performances for the Olympic Trials.

JT, Loreena Anderson (Mn) 174'4; 4x100, Minnesota (Chestnut-Gorecki-Shields-Stoltman) 48.2; 100/LJ, Jane Mattke (Un) 12.4/19'11 3/4.

SP, Becky Fettig (Mn) 48'0; DT, 1-Becky Fettig (Mn) 181'6, 2-Loreena Anderson (Mn) 148'0; 3000, Stacy Bant (Mn) 9:56.3.

## HEPTAGONAL CHAMPIONSHIPS

West Point, New York, May 5/6: A good 4x800 relay and Tracy Hanlon's (Army) 5307 heptathlon were the bright spots of the 50th Annual Heptagonal Championships, (most of the 50 years without women). The Army took the team title with 135 points.

SP, 1-St Phard (Princeton) 43'3 1/2, 2-Weinphal (A) 43'0; 1500, Ruff (P) 4:29.94; JT, Daly (Barnard) 156'7.

4x400, 1-Army (Smith-Gibbs-Collins-Harrison) 3:49.67, 2-Harvard 3:52.71, 3-Yale 3:53.80, 4-Princeton 3:53.86, 5-Cornell 3:53.99.

4x800, 1-Brown (Johnson-Smith-Gray-Neale) 8:58.77, 2-Army 8:59.27, 3-Harvard 9:04.05, 4-Dartmouth 9:05.04, 5-Penn 9:08.2.

4x100, 1-Army (Collins-Harrison-Gibbs-Smith) 47.59, 2-Harvard 47.81, 3-Penn 47.92.

5000, Hay (Brown) 16:51.59; 100H, Moore (Penn) 14.01; 100, Harrison (A) 11.85.

400, 1-Busby (H) 56.64, 2-Smith (A) 56.68, 3-Newsam (Pr) 56.69; 800, 1-O'Hern (Penn) 2:07.43, 2-List (A) 2:09.04, 3-Neale (Brown) 2:09.72.

200, Harrison (A) 24.45; Hep, 1-Tracy Hanlon (A) 5307, 2-Fleming (Penn) 4435; 3000, 1-O'Neil (D) 9:33.24, 2-Ruff (Pr) 9:34.40; 400H, 1-Stefani Green (N) 60.84, 2-Charles (Penn) 63.73.

Scores, 1-Army 135, 2-Pennsylvania 105, 3-Harvard 92, 4-Princeton 72, 5-Brown 46, 6-Cornell 43, 7-Dartmouth 38, 8-Yale 33, 9-Navy 12, 10-Barnard 10.

## MICHIGAN STATE INVITE

East Lansing, Michigan, May 5: Michigan State University staged an invitational which saw the home team and several teams from north of the border take part. It was a non-scoring competition.

MSU's Odessa Smalls was the meet's only double winner taking the two dashes, but teammate Marcelle Kendall had the day's best performance with her 53.87 for the one lap spin.

4x100, 1-MSU (Kendall-Howell-Childress-Small) 46.90, 2-London Western 47.24; DT, 1-Marie Pulst (Dusseldorf) 154'6, 2-Sharon Curik (Toronto) 152'0.

100/200, Odessa Smalls (MS) 11.70/24.12; LJ, Hester Westenberg (Can) 18'7 1/4; 100H, 1-Sue Kameli (Can) 13.68, 2-Sylvia Fargrave (Can) 13.80, 3-Karen Bowen (Can) 14.03.

HJ, Debbie Pegg (Can) 5'10; 400, 1-Marcelle Kendall (MSU) 53.87, 2-Deborah Mullice (Toledo) 55.08; SP, 1-Melody Torcalacci (Can) 50'11, 2-Vivian Fisher (MSU) 50'2.

## CARLETON INVITATIONAL

Northfield, Minnesota, May 4: Erin Sobaski of St. Thomas was the only double winner as Carleton College staged an invitational meet. Sobaski captured the 400 hurdles and high jump.

Although the meet was a non-scoring affair, St. Olaf captured the most gold medals with seven wins to four for St. Thomas and the home team.

100, Melissa Hamilton (C) 12.94; 400H/HJ, Erin Sobaski (St T) 64.46/5'2; 5000, Julie Kirtland (Macalester) 16:57.4.

4x100, Carleton 49.20; 4x400, St. Olaf 4:05.9; DT, Amy Bresnahan (St O) 122'3; JT, Penny Marshall (Bethel) 117'7.

## ARMY WINS HEPS

West Point, New York, May 5/6: The Army's Tracey Hanlon scored 5307 in the heptathlon and her team captured the championship of the 50th Annual Heptagonal Championships. Two other good marks were recorded as Penn's O'Hern sped 2:07.43 to win the 800 and the relay teams from Brown (8:58.77) and the Army were under nine minutes in the 4x800.

SP, 1-St. Phard (Pr) 43'3 1/2, 2-Weinphal (A) 43'0; 1500, Ruff (Pr) 4:29.94; JT, Daly (Barnard) 156'7.

4x400, 1-Army (Smith-Gibbs-Collins-Harrison) 3:49.67, 2-Harvard 3:52.71, 3-Yale 3:53.80, 4-Princeton 3:53.86, 5-Cornell 3:53.99, 6-Navy 3:54.57.

4x800, 1-Brown (Johnson-Smith-Gray and Neale) 8:58.77, 2-Army 8:59.27, 3-Harvard 9:04.05, 4-Dartmouth 9:05.04.

4x100, 1-Army (Collins-Harrison-Gibbs-Smith) 47.59, 2-Harvard 47.81, 3-Penn 47.92.

5000, Hay (Br) 16:51.59; 100H, Moore (Penn) 14.01; 100, Harrison (A) 11.85.

400, 1-Busby (H) 56.64, 2-Smith (A) 56.68, 3-Newsam (Pr) 56.69; 800, 1-O'Hern (Penn) 2:07.43, 2-List (A) 2:09.04, 3-Neale (Br) 2:09.72.

200, Harrison (A) 24.45; Hep, 1-Tracy Hanlon (A) 5307, 2-Fleming (Penn) 4435; 3000, 1-O'Neil (D) 9:33.24, 2-Ruff (Pr) 9:34.40; 400H, Stefani Green (N) 60.84.

Scores, 1-Army 135, 2-Penn 105, 3-Harvard 92, 4-Princeton 72, 5-Brown 46, 6-Cornell 43, 7-Dartmouth 38, 8-Yale 33, 9-Navy 12, 10-Barnard 10. (No first names listed).

## STANFORD WHIPS CAL

Berkeley, California, May 5: Using its distancers to advantage, Stanford took the measure of California in their annual 'big' meet. The Palo Alto crew now leads the series 3-2.

The Cardinals produced two double winners in Carol Cady (SP/DT) and Alison Wiley (3k/5k). Both athletes had fine marks with Cady producing 53'11 and 200'9 and Wiley romping 9:13.78 and 16:36.55.

For the Bears, Brenda Bertillon won both dashes and Louise Romo toured the 800 in a good 2:04.10.

3000, 1-Alison Wiley (S) 9:13.78, 2-Cory Schubert (S) 9:24.45, 3-Ceci Hopp (S) 9:37.05, 4-Regina Jacobs (S) 9:47.12.

HJ, Denise Gaztambide (S) 5'8; 4x100, Cal (Faulkner-Eades-Bertillon-Arnold) 48.0; 1500, 1-PattiSue Plumer (S) 4:24.19, 2-Marilyn Davis (C) 4:25.85.

SP, 1-Carol Cady (S) 53'11, 2-Pam Dukes

(S) 49'11 3/4, 3-Cindi Durschlag (C) 46'2 1/4; JT, Mary Osborne (S) 155'10.

400, 1-Jennie Arnold (C) 55.96, 2-Regina Jacobs (S) 58.13; LJ, Terri Givens (S) 18'10 1/4; 800, 1-Louise Romo (C) 2:04.10, 2-Marcia Martin (S) 2:05.77.

400H, Pam Board (S) 60.43; DT, 1-Carol Cady (S) 200'9, 2-Karen Nickerson (S) 171'7, 3-Kim Kessler (C) 161'3, 4-Pam Dukes (S) 153'7, 5-Cindi Durschlag (C) 153'3.

5000, 1-Alison Wiley (S) 16:36.55, 2-PattiSue Plumer (S) 16:36.56, 3-Cory Schubert (S) 16:37.0; TJ, Karla Schweickardt (C) 36'2 1/4.

Score, Stanford 80, California 59.

## JOHNNY MATHIS MEET

San Francisco, California, May 4: San Francisco State University honored one of its best known alumni with the Johnny Mathis Tune Up Track Meet in honor of the former high jumper.

The discus brought out the best of the meet with Cal State Hayward's Diane Oswalt getting off her lifetime best to win at 178'4 and unattached Wendy Robinson heaving 171'1 good for only second. Oswalt also captured the shot with an un-mighty 42'10.

800, 1-Jessica Spies (SJ Cindergals) 2:14.2, 2-Marcy Miller (CSH) 2:14.2; 3000, Kraemer (Adidas) 9:39.4; 100, 1-Gina Owens (SFS) 12.0, 2-Delphina Banks (CSH) 12.1.

1500, 1-Chris Manning (CSH) 4:27.1, 2-Monika Zieschang (CSH) 4:32.8, 3-Lori Ramirez (Six Rivers RC) 4:35.2.

4x100, 1-CS Hayward 46.1, 2-San Francisco State 46.8, 3-Fresno State 47.6, 4-Golden Bear TC 47.8.

HJ, Sharpe (Australia) 5'8; 400, 1-Freida Cobbs (Un) 54.7, 2-Connie Culbert (GBTC) 55.7.

4x400, 1-Fresno State 3:57.5, 2-Chico State 3:58.4; 100H, Roianne Byrd (CSH) 13.8; 400H Debra Carson (GBTC) 60.8.

200, 1-Delphina Banks (CSH) 24.1, 2-Connie Culbert (GBTC) 24.4, 3-Frieda Cobbs (Un) 24.5.

5000, Kathy Koudela (CSH) 16:42.2, 2-Hemenway (Greater SFTC) 16:51.1; JT, Kristen Engle (Un) 148'3.

## SEMO BEST IN MISSOURI;

Maryville, Missouri, May 4/5: Southeast Missouri State won the team title as the Missouri IAA got together for their Third Annual Meet.

The Otahkians won six events and edged old rival Northeast Missouri State by 8 1/2 points.

Busiest body was Lincoln's Vicki Boone who captured the long jump and 200, was second in the century and ran on two scoring relay teams.

DT, 1-Martha Jugah (L) 146'9, 2-Marlene Frahm (NEM) 144'11; 10000, Deb Kilpatrick (SEM) 35:34.30; JT, Cathy Day (SEM) 142'5.

TJ, Cathy Collier (CM) 38'9; SP, Marlene Frahm (NEM) 45'1; LJ6200, Vicki Boone (L) 19'5 1/2/24.74h.

4x110, 1-NEMO (Moats-Maricle-Kendrick-Chezum) 48.12, 2-SEMO 48.70; 100H, Connie Davenport (L) 14.64; 400, Jenella Torrence (SEM) 55.68.

800, Jennella Torrence (SEM) 2:15.14; 5000, Darla Curp (CM) 17:29.00; 4x440, (Anderson-Torrence-Wright-Smith) 3:55.69.

Scores, 1-SEMO 82 1/2, 2-NEMO 74, 3-Central Missouri 56, 4-Lincoln 39, 5-NW Missouri St 18 1/2.

## NATIONAL INVITATIONAL

Indianapolis, Indiana, May 5: Brenda Webb and Purdue's Becky Cotta engaged in a good battle over 3000 meters to highlight the National Invitational. Webb prevailed in 9:03.01, just a few ticks in front of Cotta's 9:05.87.

Jodi Eder (Minnesota) and Alicia Harvey (Tennessee) did likewise in the 1500 with the northerner winning 4:20.67 to 4:20.83.

SP, 1-Karen Nitsch (Wis) 49'0½, 2-Julie Marrazzo (Ind) 47'6; 5000, 1-Kelly McKillen (Wis) 16:36.7, 2-Sue Alm (Mn) 16:37.0.

4x100, 1-Indiana (Davis-Green-Diamond-Allen) 46.13, 2-Michigan 46.99; HJ, Angie Hafner (Mn) 5'8¾.

1500, 1-Jodi Eder (Mn) 4:20.67, 2-Alicia Harvey (Tn) 4:20.83, 3-Jennifer Rioux (Mn) 4:25.07, 4-Kelly Greenlee (Ind) 4:25.41, 5-Katie Ishmael (Wis) 4:27.12.

JT, 1-Marcia Chirstiansen (Wis) 159'3, 2-Carla Battaglis (Ind) 154'4; LJ, 1-Dorothea Brown (Wis) 19'10¾, 2-Sharon Green (Ind) 19'5½.

100H, 1-Kelly Graham (Ind) 13.91, 2-Alicia Bass (Pur) 14.17; 400, 1-Rosalyn Dunlap (Mo) 53.05, 2-Joyce Wilson (Mn) 53.22, 3-DeLisa Walton (Adidas) 53.94.

DT, Jackie Wallace (Tn) 154'7; 100, 1-Renee Jones (Wis) 11.91, 2-Kris Ewing (Wis) 11.91; 400H, 1-Sybil Perry (Pur) 58.36, 2-Gretchen Baker (Ind) 60.21.

800, 1-Camille Cato (Can) 2:04.58, 2-Sheila Montgomery (Ind) 2:07.48, 3-Lynn Biggs (Mo) 2:07.77, 4-Cathy Branta (Wis) 2:08.79, 5-Tina Parrott (Ind) 2:08.81, 6-Mary Ann Brunner (Wis) 2:08.92, 7-Jeanie Molohon (Pur) 2:08.93.

200, 1-Mary Bolden (Tn) 23.23, 2-Kelia Bolton (PE) 23.90, 3-Veronica Findley (Tn) 24.01; TJ, 1-Yvonne Netterville (Pur) 40'4, 2-Carla Battaglia (Ind) 38'0¼.

3000, 1-Brenda Webb (Adidas) 9:03.01, 2-Becky Cotta (Pur) 9:05.87, 3-Jodi Eder (Mn) 9:17.59, 4-Johanna Reneke (Wis) 9:26.75, 5-Sue Bosch (Pur) 9:40.89.

4x400, 1-Indiana (Davis-Parrott-Diamond-Montgomery) 3:38.73, 2-Purdue 3:42.99, 3-Toledo 3:45.53, 4-Michigan 3:46.40.

## MASON-DIXON CONFERENCE

Salisbury, Maryland, May 4/5: Fittingly it was Geroe Mason University who won the 49th Annual Mason-Dixon Conference title. Although she won only one event, the Patriots' Peggy McVey was voted most valuable 'player'. McVey won the 100m hurdles, was second in the long jump and 200 and third in the triple jump.

There was a plethora of double winners. In the shot and discus it was Phyllis Addison with 43'11½ and 122'0; Denise Fleenor (GM) took the 3000 and 5000; Terri Dendy (GM) won the 200/400 and Sandra Williams (GM - where else?) took the 100 and 400 hurdles.

LJ, 1-Gina Gibson (Liberty Bap) 19'7, 2-Peggy McVey (GM) 19'5¾; 3000/5000 Denise Fleenor (GM) 10:07.65/17:40.8.

1500, 1-Sherrie Meeks (GM) 4:38.89, 2-Marlene Moreno (Mary Washington) 4:38.97; 100H, Peggy McVey (GM) 14.86; 200/400, Terri Dendy (GM) 24.71/54.96.

100/400H, Sandra Williams (GM) 12.25/62.13; 4x400, Frostburg State (Brown-Watson-Terrell-Proctor) 3:55.64.

Scores, 1-George Mason 207, 2-Frostburg State 75, 3-Liberty Baptist 68, 4-Mt St Mary's 64, 5-Christopher Newport 49, 6-Mary Washington 30, 7-Maryland/Baltimore 9, 8-Catholic University 7, 9-Gallaudet 6, 10-Salisbury State 3.

## NAIA DISTRICT 11

Crete, Nebraska, May 11/12: Kearney State captured the NAIA District 11 title after a rough battle with Midland, 164½-154¾. Kearney won only two individual events and the all-important 4x400, but had enough depth to swing the points its way.

Midland came up with two double winners in Virgi Bullie (100/200) and Melody Robinson (LJ/100H).

SP, 1-LuAnn Soderling (NW) 46'6, 2-Beth Stuart (K) 44'8, 3-Becky Edgren (K) 44'0; DT, 1-SuAnn Soderling (NW) 135'8, 2-Beth Stuart (K) 131'0.

LJ6100H, Melody Robinson (M) 18'7½/14.38; 800 MedR, Wayne (Snyder-Stoltenberg-Pyle-Heesacker) 1:45.71.

4x800, Doane (Bartels-Bulger-Toben-Bensal) 9:54.0; 4x100, Wayne (Snyder-Scott-Stoltenberg-Pohlman) 49.05.

400, Cindy Heesacker (W) 56.91; 100/200, Virgi Bullie (M) 12.18/25;28; 4x400, Kearney 3:58.12.

Scores, 1-Kearney State 164½, 2-Midland 154¾, 3-Wayne 109, 4-Doane 68, 5-Hastings 51, 6-Concordia 29, 7-Nebraska Wesleyan 26, 8-Chadron 17, 9-Peru 12, 10-Dana 1¾.

## HOUSTON INVITATIONAL

Houston, Texas, May 6: With such marks as 6'0½ in the high jump, 21'7½ in the long jump, 13.07 in the short hurdles, 51.87 in the 400 and a sprint double of 11.27/22.67 by Chandra Cheeseborough one must judge the Third Annual Houston Invitational a grand success.

SP, 1-Regina Cavanaugh (PE) 52'7¾, 2-Lisa Ferry (Hst) 47'1½; 1500, Patsy Norman (UT EP) 4:28.53; HJ, 1-Shelly Fehrman (CSLB) 6'0½, 2-Kym Carter (Hst) 5'11¼, 3-Linda McCurdy (UTEP) 5'8¾.

100H (+0.01), 1-Kim Turner (UTEP) 13.07, 2-Pat Lavallias (Hst) 13.58; 400, 1-Charmaine Crooks (UTEP) 51.87, 2-Loretta Edwards (Tiger) 53.38, 3-Robbin Coleman-Bell (Un) 53.80, 4-Laura Shoppa (Rice) 54.13, 5-Tanya McIntosh (Atoms) 54.56.

DT, 1-Robin Gordon (Tx A&I) 159'0, 2-Lisa Ferry (Hst) 149'10; 100, (+1.68), 1-Chandra Cheeseborough (AW) 11.27, 2-Michele Glover (Hst) 11.36, 3-Debbie Greene (UTEP) 11.89.

800, 1-Essie Washington (AW) 2:07.29, 2-Radious Guess (Un) 2:07.82, 3-Doriane Lambelet (AW) 2:09.21, 4-Rachel Clary (Hst) 2:10.13, 5-Disa Lewis (Rice) 2:10.96.

400H, 1-Lynn Gamble (Tig) 59.81, 2-Yvette Cash (Hst) 60.34; LJ, 1-Shonell Ferguson (Bahamas) 21'7½, 2-Pat Johnson (Un) 20'10, 3-Cynthia Henry (UTEP) 20'8, 4-Tudie McKnight (Adidas) 20'1½.

200 (+1.53), 1-Chandra Cheeseborough (AW) 22.67, 2-Jackie Washington (Hst) 23.89, 3-Debbie Greene (UTEP) 23.94, 4-Katrice Harris (Rice) 24.09, 5-Oralee Fowler (Bahamas) 24.19.

3000, Deb Pihl (Kansas St) 9:18.43; JT, Robin Gordon (Tx A&I) 146'6.

## KEARNEY WINS CONFERENCE

No site, May 4/5: Kearney State captured five events and easily took the Central States Intercollegiate crown over three other members with 191 points. Kim Colon of Fort Hayes and Wayne State's Missy Stoltenberg were double winners.

DT, Beth Stuart (KS) 142'11; SP, Becky Edgren (K) 44'11¼; 4x100, Kearney 49.1.

LJ/100H, Kim Colon (FH) 17'10¾/15.7; 400, Cindy Heesacker (W) 57.7.

100/200, Missy Stoltenberg (W) 12.4/26.4.



Phyllis Blunston won the high jump at the New Balance Invitational with a leap of 6'0. (Jeff Johnson photo).

## NEW BALANCE INVITATIONAL

Irvine, California, May 5: Ria Stalman scored a double with victories in the shot and discus and everyone else performed up to snuff as New Balance staged an Invitational at the UC Irvine campus.

TJ, 1-Chandra Roberts (CSLB) 40'2½, 2-Jewel Lovelady (RRTC) 40'2½; 5000, Ann Ratto (NAU) 17:26.0; 4x100, World Class TC 43.87, 2-CS Bakersfield 47.74.

1500, 1-Ruth Wysocki (BTC) 4:13.24, 2-Tanya Fisher (UCLA) 4:23.43, 3-Debbie Vetter (TK) 4:23.83, 4-Amy Avert (CP/SLO) 4:25.28; 100H, (+1.14), 1-Pam Page (PE) 13.6, 2-Jeanette Bolden (WCTC) 13.95, 3-Jackie Joyner (WCTC) 13.98...6-Deby Smith (CA) 14.09, 7-Karen Cannon (CA) 14.14, 8-Margo Edwards (Redlands) 14.43, 9-Marlene Harmon (PE) 14.44.

400, 1-Renee Ross (SDI) 54.26, 2-Laura Hacche (LAM) 55.02, 3-Alice Brown (WCTC) 55.20, 4-Cynthia Warner (LAM) 55.91, 5-Gayle Kellon (UCLA) 55.99.

JT, 1-Barb Moro (BLTC) 174'6, 2-JoAnn Davis (UCSB) 170'0, 3-Michelle Oliveria (CA) 167'10, 4-Celene Chartrand (Can) 167'9, 5-Laurie Kikkola (Can) 167'2, 6-Debbie Williams (CA) 166'3,...8-Dena Bernstein (CP/SLO) 158'1.

100 (+0.56), 1-Valerie Brisco (WCTC) 11.36, 2-Florence Griffith (WCTC) 11.41, 3-Pam Marshall (CA) 11.43, 4-LaShon Nedd (WCTC) 11.77, 5-Andrelette Gill (CS Bak) 11.91.

800, 1-Monica Joyce (Con) 2:08.65, 2-DeAnn Gutowski (LAM) 2:08.66, 3-Karla Federspeil (LATIC) 2:09.63...6-Angela Chalmers (N Az/Can) 2:10.30.

400H, 1-Leslie Maxey (Cal HS) 58.20, 2-Stella Edwinston (MLTC) 59.20, 3-Michelle Taylor (Cal HS) 59.61, 4-Lih-Jiah Hendry (Clg of Desert) 59.74.

LJ, 1-Janet Yarbrough (TH) 21'0¼, 2-Sheila Nicks (UNLV) 20'10½, 3-Sharon Boya (CA) 20'2, 4-Sandy Crabtree (CA) 20'0¼.

HJ, 1-Phyllis Blunston (ATC) 6'0, 2-Jackie Joyner (WCTC) and Sue McNeal (CP/SLO) 5'10, 4-Joanna Bullard (Un) 5'10.

DT, 1-Ria Stalman (ATC) 213'5, 2-Jacque Norton (Un) 166'10, 3-Francine Kaylor (Un) 166'8, 4-Gale Zaphrjplous (WCTC) 162'1, 5-Brenda Westbrook (UC Irvine) 161'11, 6-Lindy Toman (CTC) 160'7, 7-Toni Lutjens (UCLA) 160'2.

3000, 1-Ellen Lyons (SMTC) 9:22.68, 2-Sarah Hansen (UC) 9:27.53.

4x400, 1-World Class TC 3:37.08, 2-Puma/Energizer 3:38.72, 3-CP/SLO 3:51.35, 4-Azusa Pacific 3:55.69.

SP, 1-Ria Stalman (ATC) 57'10½, 2-Bonnie Dasse (CA) 53'4, 3-Peggy Pollack (CA) 52'10.

Hep, Jodi Anderson (PE) 5546 (14.87-5'5-38'6-25.66-19'4¼-121'6-2:19.11).

## IOWA STATE CHAMPIONSHIPS

Ames, Iowa, May 5: It was billed as the 'Big 4' Women's Track Meet, the championship of Iowa, but when the proceedings ended, Kansas State had won as many events as any school in Iowa and Nigeria had won a couple and one event even went to someone from 'unattached'. Nevertheless, it was a good competition with Iowa's Vivien McKenzie getting the most attention by edging ISU's Nawal El Moutawkil in a windy 11.2 hundred.

5000, 1-Bonnie Sons (ISU) 16:21.5, 2-Anne Dobrowolski (Ia) 16:53.8, 3-Francine Sandoval (ISU) 16:56.6, 4-Catherine Hunter (ISU) 17:18.1.

JT, Terri Soldan (Hawkeye TC) 145'1; LJ, Kelly Wenlock (Kan St) 18'7<sup>3</sup>/<sub>4</sub>; 4x100, 1-Iowa (McKenzie-Jones-Moore-Taylor) 46.4, 2-Drake 47.5.

1500, Penny O'Brien (Ia) 4:27.9; 100H, Kelly Mathews (ISU) 14.1; 400, Maria Akin-yemi (Nig) 53.5, 2-Sumetia Wells (Un) 56.7. 100, 1-Vivien McKenzie (Ia) 11.2w, 2-Nawal El Moutawkil (ISU) 11.2w, 3-Devera Taylor (Ia) 11.3w.

TJ, Lois Groen (ISU) 36'9<sup>1</sup>/<sub>2</sub>; 800, Comfort Ighangbon (Nig) 2:11.4; SP, 1-Pinkie Suggs (KS) 49'8, 2-Gail Smith (Ia) 48'0<sup>0</sup>/<sub>4</sub>.

200, Nawal El Moutawkil (ISU) 23.7; HJ, 1-Rita Graves (KS) 5'11, 2-Mary Mol (Ia) 5'11, 3-Holly Johnson (Drake) 5'9.

3000, Nan Doak (Un) 9:26.2; DT, 1-Pinkie Suggs (KS) 169'3, 2-Gail Smith (Ia) 156'5.

## NAIA DISTRICT III

May 11/12 (No site listed): New small college power Azusa Pacific waltzed away with the NAIA District III title as they won 15 of the 17 events and scored 92 points to runner-up Point Loma's 25.

The Cougars were led by Jennifer Schwartz who won the high jump, long jump, 200 and 400 and was fourth in the shot. Although relay personnel is not listed, it's safe to bet this lass was also swishing a leg on the two winning teams.

SP/DT, Sandy Early (AP) 41'2<sup>1</sup>/<sub>2</sub>/139'11; 5000/1000, Linda VanHousen (ND) 17:55.6/10:25.8.

HJ, Jennifer Schwartz (AP) 5'5; JT, Donna McDonough (AP) 140'0; Hept, 1-Blair Bates (AP) 4571, 2-Karen Rodd (AP) 4501.

800/1500, Sonja Cooper (AP) 2:21.9/4:53.0; 400/LJ/200, Jennifer Schwartz (AP) 59.1/17'1<sup>1</sup>/<sub>4</sub>/26.3.

Scores, 1-Azusa Pacific 92, 2-Point Loma 25, 3-Notre Dame 22, 4-Cal Lutheran 20, 5-Westmont 11, 6-Caltech 0.

## SPEC TOWNS INVITATIONAL

Athens, Georgia, May 5: Double victories in the 200 and 400 resulted in Florida State's Janet Davis being named outstanding track performer at the Spec Towns Invitational. Georgia's Kathy Rankins, with her long jump of 21'6, was named most outstanding field eventer.

4x100, 1-Georgia (Gordon-Smith-Houston-Torrence) 45.50, 2-South Carolina State 46.31, 3-Alabama A&M 46.35.

LJ, 1-Kathy Rankins (Ga) 21'6, 2-Eva Hatcher (Un) 21'0; 1500, 1-Carla Borovicka (FSU) 4:25.37, 2-Judith Shepherd (Clem) 4:26.25, 3-Kirsti Voldnes (Un) 4:30.84.

JT, Wendy Griffith (SC St) 144'10; 100H, Joann Brown (FSU) 13.82; DT, Paula Saunders (Ga) 149'9.

400, 1-Janet Davis (FSU) 52.85, 2-Pam Oliver (FI A&M) 53.02, 3-Angela Scott (Bud) 53.24, 4-Mary Jones (FI A&M) 53.26, 5-Janet Levy (FSU) 54.45.

100, 1-Gwen Torrence (Ga) 11.41, 2-Pam Porter (FI A&M) 11.72, 3-Sandra Smith (Ga) 11.81.

TJ, 1-Sandra Eastwood (SC St) 39'1, 2-Donna Ellerson (Ga) 38'0; 800, 1-Linda Detlefsen (Ga) 2:08.43, 2-Kelly Hackler (FSU) 2:09.49, 3-Carla Borovicka (FSU) 2:10.92.

SP, 1-Carol Brown (Al) 46'3<sup>1</sup>/<sub>2</sub>, 2-Janet Fitts (Tus Inst) 45'0; 400H, Eva Hatcher (Un) 60.14; 3000, 1-Stephanie Weikert (Clem) 10:07.00, 2-Kerry Robinson (Clem) 10:13.20.

200, 1-Janet Davis (FSU) 23.6, 2-Pam Porter (FI A&M) 24.0; HJ, 1-Michelle Tuggle (Berry) 5'8, 2-Countess Woody (Troy St) 5'8.

4x400, 1-Florida A&M (Jones-Oliver-New-some-Porter) 3:37.84, 2-Georgia 3:43.42, 3-Florida State 3:44.90, 4-Troy State 3:54.66.

## ECAC DIVISION III CHAMPS

Fitchburg, Massachusetts, May 12/13: Twenty four teams took part in the ECAC Division III Championships, but the meet developed into a duel between the home team and Cortland. Cortland, the 1984 indoor champ, made a good effort to keep Fitchburg from defending their outdoor crown but fell short 123-114.

There were three double winners. Cortland's Tracey Armstead won the two sprints, Fitchburg's Sharon Boggs took the two horizontal jumps and Betsy Kneale of Ithaca won the 5000 and 10000.

Fitchburg actually won the meet by capturing all four relays.

100/200, Tracey Armstead (C) 12.47/25.27; 400, Judy Pemberton (E Ct) 56.75; LJ/TJ, Sharon Boggs (F) 17'4<sup>3</sup>/<sub>4</sub>/35'4<sup>1</sup>/<sub>2</sub>. 800, Cindy Lindh (Bridgewater) 2:12.17; Hep, Caryl Senn (Ithaca) 4560; 5000/10000, Betsy Kneale (Ithaca) 17:14.86/36:02.32.

800 MedR, Fitchburg 1:49.51; DT, Lauren Andrews (Brandeis) 146'1; 4x100, Fitchburg 48.61; 100H, Debbie Wells (F) 15.16.

1500, 1-Diane Weeder (SMU) 4:36.44, 2-Becky Center (Bowdoin) 4:38.62; 4x400, Fitchburg 3:54.26.

4x800, Fitchburg 9:19.3; Scores, 1-Fitchburg 123, 2-Cortland 114, 3-Frostburg 67<sup>1</sup>/<sub>2</sub>, 4-Ithaca 65, 5-Eastern Connecticut 42, 6-SMU 28, 7-Colby 25, 8-Bates 22, 9-Brandeis 21<sup>1</sup>/<sub>2</sub>, 10 Tufts 19 and 14 others.

## 3rd STRAIGHT TITLE FOR SLO

Bakersfield, California, May 11/12: Cal Poly/San Luis Obispo won its third consecutive California Collegiate Athletic Association title - but it wasn't so easy this time around! Big improvement by sister-school Cal Poly/Pomona and other conference members, plus a decline in the San Luis talent made the meet closer than any in the past. San Luis Obispo won with 202 points to 134 for CP/P and 116 for former power Cal State Northridge.

There were several very busy bodies in the two days. Pomona's heptathlete Janet Nicolls grabbed a second in the high jump (5'10), a third in the javelin (141'9) and win in the 400 hurdles (62.64) and a leg on the second place 4x400 relay team.

San Luis countered with CeCe Chandler who won the 100 hurdles (13.81w), was second in the long jump (18'7<sup>1</sup>/<sub>4</sub>), third in the triple jump, an event in which she was the favorite, (37') and a fourth in the 100 (12.27/12.18h).

Monica Wren of Pomona was a double winner in the shot and disc while Bakersfield's Andralette Gill took home golds in the 100 and 200 plus another one in the 4x100.

HJ, 1-Sue McNeal (SLO) 6'0, 2-Janet Nicolls (CP/P) 5'10; SP/DT, Monica Wren (P) 45'2/150'1.

LJ, 1-Angela Phifer (B) 18'11<sup>1</sup>/<sub>2</sub>, 2-Ce Ce Chandler (SLO) 18'7<sup>1</sup>/<sub>4</sub>; JT, 1-Jacque Nelson (P) 159'5, 2-Deena Bernstein (SLO) 152'0, 3-Janet Nicolls (P) 141'9.

5000, Carol Gleason (SLO) 17:03.3; 4x100, 1-Cal State Bakersfield (Miller-Mariano-Ivoey-Gill) 46.76, 2-Cal State Northridge 47.86.

1500, 1-Kathy Manning (SLO) 4:32.72, 2-Leslie Pratt (N) 4:32.80; 100H (+2.11), Ce Ce Chandler (SLO) 13.81.

400, Roxanne Jackson (P) 55.76; TJ, 1-Lynette Farum (SLO) 38'9, 2-Angela Phifer (B) 38'8, 3-Ce Ce Chandler (SLO) 37'0.

100 (+0.65), 1-Andralette Gill (B) 11.66, 2-Marcella Mariano (B) 12.11 (12.10h); 800, 1-Tressie Gibbs (SLO) 2:12.75, 2-Helen Arzu (UC Riverside) 2:12.99.

200 (+0.04), 1-Andralette Gill (B) 24.05, 2-Marcella Mariano (B) 24.55; 3000, Amy Avrit (SLO) 9:39.81; 4x400, 1-SLO (Gibbs-Cook-Fodor-Jordan) 3:47.64, 2-CP/Pomona 3:50.2.

Scores, 1-CP/SLO 202, 2-CP/Pomona 134, 3-CS Northridge 116, 4-CS Bakersfield 88<sup>1</sup>/<sub>2</sub>, 5-UC Riverside 27, 6-CS Dominguez Hills 3<sup>1</sup>/<sub>2</sub>, 7-Chapman 0.

## GATEWAY CONFERENCE

Des Moines, Iowa, May 11/12: Illinois State, led by Sara Schumacher's triple wins in the 1500/3000/5000, captured the Gateway Conference crown with 130 points. It was a meet which saw a real battle for 2-3-4-5 positions between Western Illinois (97), Southern Illinois (95), Wichita State (92) and the home team (85).

The heptathlon provided a bit of drama as Western Illinois' Bonnie Byers came from 3rd to first in the final event to win with 4886. Teammate Reeni McElyer led going into the 800 with 4301 with Southern Illinois' Shanon Leidy next at 4162 and Byers lying third with 4117. But Byers whisked through the two laps in 2:21.7 to 2:36.8 for Leidy and 2:41.8 for Leidy and the champion was crowned.

Heptathlon, 1-Bonnie Byers (W III) 4886 (15.6-4'10<sup>1</sup>/<sub>2</sub>-30'11<sup>3</sup>/<sub>4</sub>-25.9-17'11<sup>3</sup>/<sub>4</sub>-100'0-2:21.7), 2-Reeni McElyer (W III) 4853, 3-Shanon Leidy (S III) 4763.

JT, 1-Marie Dvorak (S III) 145'8, 2-Rhonda McCausland (S III) 144'6; 4x100, 1-Illinois State 46.11, 2-Wichita State 46.56, 3-Drake 46.84.

1500, 1-Sara Schumacher (III St) 4:28.05, 2-Sirpa Niemela (D) 4:28.96, 3-Ann Hall (D) 4:33.07, 4-Tracy Parks (D) 4:34.04.

100H, Penny Sellers (W III) 14.33; 400, 1-Caron Blackman (D) 53.42, 2-Gail Stephens (E III) 54.41.

100, Denise Blackman (S III) 12.17; SP, Rhonda McCausland (S III) 46'9<sup>3</sup>/<sub>4</sub>; 200, Denise Blackman (S III) 24.74.

HJ, 1-Erlisha Gwin (III St) 5'9, 2-Holly Johnson (D) 5'9; TJ, 1-Tanya Johnson (WS) 38'8, 2-Alesia Cox (WS) 37'1<sup>3</sup>/<sub>4</sub>; 5000, Sara Schumacher (III St) 17:08.55.

4x400, 1-Drake 3:40.06, 2-Eastern Illinois 3:42.65, 3-Illinois State 3:44.13, 4-Western Illinois 3:45.81.

DT, Rhonda McCausland (S III) 156'10, 2-Donna Hollingsworth (III St) 154'3; 10000, Julie Duncan (WS) 35:40.9; LJ, Tanya Johnson (WS) 19'1<sup>1</sup>/<sub>2</sub>; 3000, Sara Schumacher (III St) 9:42.8.

Scores, 1-Illinois State 130, 2-Western Illinois 97, 3-Southern Illinois 95, 4-Wichita State 92, 5-Drake 85, 6-Northern Iowa 35, 7-Eastern Illinois 33, 8-Indiana State 12, 9-Southwest Missouri State 10, 10-Bradley 0.

## UCLA/PEPSI INVITATIONAL

Los Angeles, May 13: A new American record for the 400 by Chandra Cheeseborough was the brightest spot in the annual UCLA/Pepsi Invitational meet.

Cheeseborough erased the 50.62 mark set by Rosalyn Bryant at the Montreal Olympics by a tenth, running 50.52. A second record went in the same race as Choo Choo Knighten of Locke High School, Los Angeles, reeled off a 52.31 clocking for her best-ever and the Number nine spot on the prep all-time list.

The meet marked the return of Janet Bolden to top ranked sprinting as she nipped the tape in the 100 in 11.15 in front of Alice Brown and Grace Jackson.

Diane Richburg (Gazelle International), one of the most unhealed runners in the nation, continued her move toward a sub two minute 800 with the nation's fastest time to date at 2:01.12. Two other runners were under 2:02 and five were under 2:03.

Mary Decker debuted outdoors and walked away with the mile in 4:22.92. The real battle was for second between those old rivals Francie Larrieu, Jan Merrill and Cindy Bremser. They finished in that order.

Stephanie Hightower, bad left arm and all, managed a swift 12.93 to win the 100m hurdles over old rivals Benita Fitzgerald, Candy Young and Kim Turner.

Pam Spencer moved into the Olympic team picture with a 6'4 win in the high jump, Loren Griffin took the shot with her season best, Meg Ritchie annexed the disc where 189' could only get your fifth, and Karin Smith edged Kathy Schmidt 194'7"-192'7" in the spear.

100 (+1.48), 1-Jeanette Bolden (WCTC) 11.15, 2-Alice Brown (WCTC) 11.22, 3-Grace Jackson (Atoms) 11.39, 4-Inger Peterson (UNLV) 11.41, 5-Wendy Vereen (NJ HS) 11.55, 6-Lisa Hopkins (PE) 11.66, 7-Alice Jackson (Ms Int) 11.86.

200 (+4.80), 1-Valerie Brisco (WCTC) 22.50w, 2-Pam Marshall (CA) 22.64w, 3-Florence Griffith (WCTC) 22.70, 4-Grace Jackson (Atoms) 22.73, 5-Jeanette Bolden (WCTC) 23.13, 6-Gervaise McCraw (SCC) 23.29, 7-Wendy Vereen (NJ HS) 23.0, 8-LaShon Nedd (WC TC) 23.4.

400, 1-Chandra Cheeseborough (AW) 50.52, 2-Sheri Howard (CSLA) 51.20, 3-Choo Choo Knighten (Cal HS) 52.31, 4-Roberta Belle (PE) 52.31, 5-Diane Dixon (Atoms) 53.21, 6-Cindy Cumbess (LAM) 54.23, 7-Tina Howard (CSLA) 54.98.

800, 1-Diane Richburg (Gaz Int) 2:01.12, 2-Essie Washington (AW) 2:01.59, 3-Cynthia Warner (LAM) 2:01.99, 4-Robin Campbell (Stanford TC) 2:02.18, 5-Lee Arbogast (AW) 2:02.87, 6-Louise Romo (Cal) 2:03.18, 7-Dorianne Lambelet (AW) 2:05.06, 8-Delisa Walton (Adidas) 2:06.1, 9-Suzzy Scherzinger (CA) 2:06.3, 10-Kerry Zaleski (Cal HS) 2:08.0, 11-Ellingson (CP/SLO) 2:09.0.


Mile, 1-Mary Decker (AW) 4:22.92, 2-Francie Larrieu (NBTC) 4:29.79, 3-Jan Merrill (AG AA) 4:30.12, 4-Cindy Bremser (Wis Un) 4:30.78, 5-Maggie Keyes (AW) 4:34.30, 6-Darlene Beckford (Lib AC) 4:36.32, 7-Michelle Bush (Kang) 4:36.47, 8-Monica Joyce (Conv) 4:37.74, 9-Sue Addison (AW) 4:37.99, 10-Angela Chalmers (N Az) 4:39.01.

100H, 1-Stephanie Hightower (Bud) 12.93, 2-Benita Fitzgerald (Adidas) 13.06, 3-Candy Young (FD) 13.24, 4-Kim Turner (UTEF) 13.25, 5-Pam Page (PE) 13.27, 6-Jane Frederick (AW) 13.62, 7-Gayle Watkins (SCC) 13.65, 8-Linda Weekly (Atoms) 13.69.

400H, 1-LaTanya Sheffield (Maccabi) 2-Lori McCauley (Adidas) 56.36, 3-Edna Brown (Atoms) 57.22, 4-Leslie Maxey (Cal HS) 57.57, 5-Lexie Beck (CA) 57.94, 6-Tanya Brown (WC TC) 58.4, 7-Gayle Kellon (UCLA) 58.96, 8-Gwen Wall (Canada) 59.1.

HJ, 1-Pam Spencer (PE) 6'4, 2-Jane Frederick (AW) 6'2, 3-(tie) Shelley Fehrman (CSLB) and Sue McNeal (CP/SLO) 6'0, 5-Phyllis Blunston (Adidas) 6'0.

LJ, 1-Kathy McMillan (CA) 21'5¼, 2-Gwen Loud (Hawaii) 21'2½, 3-Jackie Joyner (WCTC) 21'1¼w, 4-Jan Yarbrough (Un) 20'5¼, 5-Wall-in (CA) 18'8¼.



Chandra Cheeseborough gets the American Record of 50.52 by winning the 400m dash at the UCLA/Pepsi Meet. Second was CSLA's Sherri Howard in 51.20 (Bill Leung, Jr, photo).

SP, 1=Lorna Griffin (AW) 58'8¼, 2-Regina Cavanaugh (PE) 55'2, 3-Ramona Pagel (S Di) 53'3, 4-Bonnie Dasse (CA) 52'10¼, 5-Sharon Hamilton (Un) 51'3¼.

DT, 1-Meg Ritchie (Adidas) 206'1, 2-Ria Stalman (Adidas) 205'10, 3-Lorna Griffin (AW) 194'11, 4-Leslie Deniz (Phoenix TC) 191'8, 5-Laura DeSnoo (S Di) 189'0, 6-Julie Hansen (PE) 177'10, 7-Ramona Pagel (S Di) 171'8.

JT, 1-Karin Smith (AW) 194'7, 2-Kate Schmidt (PE) 192'7, 3-Cathy Sulinski (Mil Lions) 187'1, 4-Pat Kearney (Ore Int) 171'9, 5-Suzie Ray (WCTC) 171'5, 6-Deanna Carr (PE) 166'0.

## STANFORD WINS TITLE

Stanford, California, May 11/12: Devastating power in the distances gave Stanford University the Western Collegiate Athletic Association Championship with 170 points, 35 more than runner-up Arizona State.

The Cardinals, with aces PattiSue Plumer, Alison Wiley, Regina Jacobs, Cory Schubert, Ceci Hopp and Marcia Martin won the 800 and went 1-2-3-4 in the 1500, 1-2-3 in the 3000 and 1-2-4-5 in the 5000.

Plumer and Wiley cavorted in all three of the longer runs with Plumer capturing the 1500 and 5k.

Another Stanfordite who produced was Carol Cady who whipped Ramona Pagel (San Diego) in the shot and added the discus title later. Cady's marks were 56'11 and 202'7. It was good wight day - 50 feet in the shot would get you no better than 6th and it took 172 feet to grab that spot in the platter.

Another double winner was Ruth Waitheara of Arizona. The transplanted Kenyan won the 400 in 52.18 and the 200 with 23.44.

SP, 1-Carol Cady (S) 56'11, 2-Ramona Pagel (SD) 56'4, 3-Natalie Kaalawahia (AzSt) 53'9¼, 4-Pam Dukes (S) 51'7, 5-Laura DeSnoo (SD) 50'2¼, 6-Esther Hillman (Az) 47'10, 7-Lorraine Costanzo (Az) 47'7½.

JT, 1-Dodie Campbell (Az St) 170'2, 2-Mary Osborne (S) 167'7, 3-Martha Hart (Az) 164'9, 4-Tracy McCarthy (ASU) 152'7.

LJ, 1-Sabrina Williams (USC) 20'9½, 2-Anna Van (ASU) 20'9, 3-Yolanda Felcher (USC) 19'0¼.

3000, 1-Alison Wiley (S) 9:13.4, 2-PattiSue Plumer (S) 9:17.9, 3-Cory Schubert (S) 9:21.9, 4-Tania Fischer (UCLA) 9:40.4, 5-Julie Seleine (ASU) 9:43.9, 6-Ceci Hopp (S) 9:55.8.

10000, 1-Lynn Nelson (ASU) 34:24.9, 2-Laura Craven (Az) 36:41.6, 3-Mary Dore (Az) 38:52.6, 4-Michelle Mason (S) 38:58.0.

400, 1-Ruth Waitheara (Az) 52.18, 2-Renee Ross (SD) 52.90, 3-Michelle Walsh (Az) 53.98,

4-Necrea Rogers (Az) 54.27.

100 (-1.17), 1-Sharon Ware (ASU) 11.73, 2-Teri Chapple (ASU) 12.03.

800, 1-Marcia Martin (S) 2:05.93, 2-Janis Vetter (ASU) 2:06.02, 3-Donna Curtis (USC) 2:06.43, 4-Mette Berger (ASU) 2:07.28...8-Regina Jacobs (S) 2:18.4 (2:07.08h).

400H, 1-Pam Board (S) 59.74, 2-Cathy Miller (ASU) 60.54.

HJ, 1-Shelly Fehrman (CSLB) 5'11¼, 2-Tana Tate (ASU) and Camille Harding (Az) 5'9.

DT, 1-Carol Cady (S) 202'7, 2-Laura De Snoo (SD) 187'5, 3-Ramona Pagel (SD) 182'10, 4-Karen Nickerson (S) 175'7, 5-Natalie Kaalawahia (ASU) 172'0, 6-Becky Levi (Az) 162'7, 7-Toni Lutjens (UCLA) 154'0, 8-Pam Dukes (S) 150'8, 8-Esther Hillman (Az) 149'9.

200 (+0.59), 1-Ruth Waitheara (Az) 23.44, 2-Renee Ross (SD) 23.92, 3-Sharon Ware (ASU) 23.92, 4-Laura Lim (Az) 23.99.

TJ, 1-Anna Van (ASU) 40'7¼, 2-Chandra Roberts (CSLB) 39'3, 3-Carol Jones (Az) 38'8½, 4-Sabrina Williams (USC) 38'8½.

5000, 1-PattiSue Plumer (S) 15:48.6, 2-Alison Wiley (S) 15:56.6, 3-Lyn Nelson (ASU) 16:11.7, 4-Cory Schubert (S) 16:17.2, 5-Ceci Hopp (S) 17:04.4.


4x400, 1-Arizona 3:45.6, 2-USC 3:49.9, 3-Stanford 3:53.4.

Heptathlon, 1-Tonya Alston (UCLA) 5659 (14.5-5'8¼-44'8-25.4-19'2¼-115'7-2:29.2), 2-Sharon Hatfield (USC) 5401, 3-(Tie) Denise Gaztambide (S) and Deanne Johnson (SD) 51.27, 5-Lori Clark (SD) 4848.

4x100, 1-Arizona State (Washington-Van-Chappel-Ware) 45.1, 2-San Diego 45.8, 3-USC 47.7, 4-Stanford 47.9.

1500, 1-PattiSue Plumer (S) 4:20.4, 2-Alison Wiley (S) 4:21.5, 3-Cory Schubert (S) 4:22.9, 4-Regina Jacobs (S) 4:25.8.

100H (+0.36), Laura Lim (Az) 14.15; Scores, 1-Stanford 170, 2-Arizona State 135, 3-Arizona 103¼, 4-San Diego State 71½, 5-USC 64, 6-Cal State Long Beach 22, 6-UCLA 19.



Stephanie Hightower won the UCLA/Pepsi hurdles in a swift, legal 12.93.



## BIG-8 TO NEBRASKA

Lincoln, Nebraska, May 11/12: It's not too often that an athlete goes away from a championship meet - especially one as tough as the Big-8 - with FIVE gold medals. But that's what happened at Lincoln as Rhonda Blanford, known primarily as a journeywoman hurdler, captured three individual events and ran on two winning relay teams to lead the Nebraska team to its usual Big-8 Conference crown.

The Denver, Colorado, native won the 100 hurdles as expected in a legal 13.47, her season best. Then she upset Missouri's Rufina Ubah to capture the 100 meter sprint in 11.54 and once again broke the worsted in the 200, winning over teammate Angela Thacker in 23.71. She earned her fourth and fifth gold medal on the winning 4x100 and 4x400 relay teams.

Iowa State's Nawal El Moutawakil tallied a couple of fine marks with a win in the 400 at 51.80 and another in the 400 hurdles in 55.75.

Yet another doubler was Kansas State's Deb Pihl who took the 3000 by nearly 13 seconds and returned to capture the 1500 by six seconds.

A fine mark was recorded by Nebraska's Thacker as she won the long jump with a fine leap of 22'4 1/4.

Nebraska's Debbie Clark took the heptathlon with 5580 points including marks of 38'6 1/4 in the shot and 134'8 in the javelin. Clark returned in the open events to record a put of 43'8 and a throw of 150'7. If she can blend those performances into her seven-event effort, she will be a threat for the NCAA title.

100H, (+1.14), 1-Rhonda Blanford (Nb) 13.47, 2-Sherifa Sanders (Ok) 13.55, 3-Stephanie Thomas (Nb) 13.87, 4-Deb Powell (Nb) 13.88.

400, 1-Nawal El Moutawakil (ISU) 51.80, 2-Rosalyn Dunlap (Mo) 52.7, 3-Jennie Badami (Nb) 53.0, 4-Nicole Ali (Nb) 53.1, 5-Michelle Maxey (KSU) 53.6.

100 (+.17), 1-Rhonda Blanford (Nb) 11.54, 2-Rufina Ubah (Mo) 11.55, 3-Donna King U) 11.79.

DT, 1-Lisa Bossch (Kan) 164'0, 2-Pinkie Suggs (KSU) 150'7, 3-Kari Hagby (Kan)

800, 1-Annette Campbell (Ok) 2:03.30, 2-Lynn Biggs (Mo) 2:07.05, 3-Dawn Taylor (Col) 2:08.44.

400H, 1-Nawal El Moutawakil (ISU) 55.75, 2-Sherifa Sanders (Ok) 59.62, 3-Margie Crossno (Ok St) 60.26, 4-Nicole Ali (Nb) 60.56.

200 (-2.27), 1-Rhonda Blanford (Nb) 23.71, 2-Angela Thacker (Nb) 23.78, 3-Donna King (KSU) 24.00, 4-Jennie Badami (Nb) 24.32, 5-Rufina Ubah (Mo) 24.36.

5000, 1-Sabrina Dornhoefer (Mo) 16:21.27, 2-Bonnie Sons (ISU) 16:29.86, 3-Sarah Hanson (Col) 16:32.57, 4-Francine Sandoval (ISU) 16:47.95.

4x400, 1-Nebraska (Ashmore-Ali-Blanford-Badami) 3:40.25, 2-Missouri 3:41.67, 3-Oklahoma 3:42.84, 4-Kansas 3:47.46, 5-Colorado 3:47.95.

HJ, 1-Jane Clough (Ok) 5'9 1/4, 2-Rita Graves (KSU) 5'9 1/4, 3-Deb Clark (Nb) 5'9 1/4, 4-Leslie Taylor (Ok) 5'9 1/4.

JT, 1-Anne-Grethe Baeraas (Kan) 180'0, 2-Deb Clark (Nb) 150'7; LJ, 1-Angela Thacker (Nb) 22'4 1/4, 2-Kellee Eubanks (Mo) 20'0 1/4.

10000, 1-Christine McMiken (Ok St) 33:47.68, 2-Bonnie Sons (ISU) 34:05.51, 3-Karlene Erickson (Nb) 34:59.69, 4-Francine Sandoval (ISU) 35:09.27.

3000, 1-Deb Pihl (KSU) 9:09.6, 2-Sabrina Dornhoefer (Mo) 9:22.0, 3-Anne Stadler (KSU) 9:23.3.

SP, 1-Pinkie Suggs (KSU) 51'2, 2-Stine Lerdahl (Kan) 50'11 1/4, 3-Denise Buchana (Kan) 47'5, 4-Deb Clark (Nb) 43'8 1/2.

TJ, 1-Lois Groen (ISU) 38'9 1/2 w, 2-Shari Pendleton (Nb) 38'9 1/4, 3-Karen Grant (Nb) 38'7 3/4, 4-Kellee Eubanks (Mo) 38'2 1/4.

4x100, 1-Nebraska (Blanford-Powell-Badami and Thacker) 44.52, 2-Kansas State 45.99, 3-Iowa State 46.85, 4-Oklahoma 46.88.

1500, 1-Deb Pihl (KSU) 4:18.12, 2-Anne Stadler (KSU) 4:24.06, 3-Cyd Thomas (Mo) 4:24.96, 4-Alicia Moss 4:25.67.

Hept, 1-Deb Clark (Nb) 5580 (14.7-5'9 1/4-38'6 1/4-25.6-17'5 1/2-134'8-2:21.4), 2-Brenda Al-



Rhonda Blanford (Nebraska) won five golds at the Big-8 Championships.

wine (Ok) 5396, 3-Rosie Wadman (Kan) 5091, 4-Connie McKernan (Kan) 4949, 5-Cathy Hardin (Mo) 4786.

Scores, 1-Nebraska 155, 2-Kansas State 108, 3-Missouri 77, 4-Kansas 74, 5-Oklahoma 69, 6-Iowa State 67, 7-Oklahoma State 20, 8-Colorado 19.

## TENNESSEE IS SEC CHAMP

Baton Rouge, Louisiana, May 12/13: In a rather routine fashion, Coach Terry Crawford's charges went through the paces and won their umpteenth Southeastern Conference title with 207 points, nearly 90 digits in front of second place Alabama. Alabama nearly matched the Vols in gold with 4 wins and a relay to seven for Tennessee plus a relay, but there was too much depth in the orange and white.

Mary Bolden of the winners went home with golds in the 100 and 200 and Florida's Shelly Steely moved herself up in the rankings with victories in the three and five thousand meter runs.

5000, 1-Shelly Steely (Fl) 16:23.0, 2-Alison Quelch (Tn) 16:53.0, 3-Monica O'Reilly (Tn) 17:23.4, 4-Claire Townsend (Al) 17:35.4.

HJ, 1-Disa Gisladdottir (Al) 6'0, 2-(tie) Laura Mazingo (Tn) and Myrtle Chester (Tn) 5'8.

JT, 1-Iris Grondeldt (Al) 183'5, 2-Pam Passera (Tn) 171'9, 3-Lori Mercer (Fl) 151'4, 4-Lori Weaver (Tn) 150'7.

DT, 1-Karen McDonald (Tn) 169'2, 2-Kelly Landry (Al) 163'5, 3-Pia Iacovo (Al) 160'11, 4-Pat Walsh (Tn) 160'4, 5-Liz Polyak (Ky) 159'3, 6-Jackie Wallace (Tn) 158'7.

LJ, 1-Kathy Rankins (Ga) 21'2, 2-Myrtle Chester (Tn) 19'11 1/2; 10000, Kathy Box (Al) 37:32.45.

4x100, 1-Tennessee 44.61, 2-Georgia 45.78, 3-Alabama 46.25, 4-Kentucky 46.92.

1500, 1-Alisia Harvey (Tn) 4:19.32, 2-Allison Quelch (Tn) 4:20.88, 3-Gina Procaccio (Fl) 4:21.60, 4-Missy Vaughn (Ky) 4:29.12.

100H, 1-Tonya Lowe (Ky) 13.35, 2-Clara Hairston (Aub) 13.71, 3-Myrtle Chester (Tn) 14.00, 4-Barbara Scott (Al) 14.15.

400, 1-Lillie Leatherwood (Al) 51.69, 2-Cathy Rattray (Tn) 52.29, 3-Michele Morris (LSU) 52.79, 4-Ilrey Oliver (Tn) 53.54 (53.31 h), 5-Wendy Truvillion (LSU) 54.70.

100, 1-Mary Bolden (Tn) 11.35, 2-Gwen Torrance (Ga) 11.54 (11.48h), 3-Veronica Findley (Tn) 11.55, 4-Tonya Lowe (Ky) 11.82.

800, 1-Joetta Clark (Tn) 2:01.15, 2-Karol Davidson (Tn) 2:04.25, 3-Alisa Harvey (Tn) 2:05.69, 4-Rosita Astemo (Al) 2:09.35.

400H, 1-Sharrieffa Barksdale (Al) 57.1, 2-Piper Bressant (Fl) 57.6, 3-Chris Crowther (Fl) 58.3, 4-Tracy Nelson (Tn) 59.4.

200, 1-Mary Bolden (Tn) 23.20, 2-Michele Morris (LSU) 23.53, 3-Veronica Findley (Tn) 23.78, 4-Ilrey Oliver (Tn) 24.00 (23.88h), 5-

Lillie Leatherwood (Al) 24.01, 6-Gwen Torrance (Ga) 24.22 (23.93h), Cathy Rattray (Tn) did not run final, ran heat in 23.84.

3000, 1-Shelly Steely (Fl) 9:36.72, 2-Gina Procaccio (Fl) 10:08.6; SP, 1-Teresa Walliford (LSU) 52'6 1/2, 2-Pia Iacovo (Al) 50'5, 3-Pat Walsh (Tn) 49'10 1/2, 4-Jackie Wallace (Tn) 47'4 1/4.

Hep, 1-Myrtle Chester (Tn) 5648 (14.20-5'9 1/4-34'11-25.43-19'0 1/2-106'7-2:14.10), 2-Yutta Shelton (Al) 5440, 3-Carol Crosbie (Ga) 5248, 4-Laura Mazingo (Tn) 4865.

4x400, 1-Alabama 3:49.03, 2-Georgia 3:52.72.

Scores, 1-Tennessee 207, 2-Alabama 117, 3-Georgia 62, 4-Florida 60, 5-LSU 48, 6-Kentucky 27, 7-Auburn 12.



Tennessee's Myrtle Chester did her part in helping the Vols win the SEC crown. Chester won the heptathlon (5648), was second in the long jump, tied for second in the high jump and third in the 100 hurdles. (Jeff Johnson photo).

## WISCONSIN INVITATIONAL

Madison, Wisconsin, May 12: The University of Wisconsin staged an Invitational and proceeded to keep nine of the gold medals at home. Sprinter Renee Jones was a double winner for the Badgers and good marks were turned in by teammates Marcia Christiansen with 161'8 in the javelin and Dorothea Brown with 20'2 in the long jump.

4x100, UW/Milwaukee 47.84; 1500, Ann Brunner (W) 4:32.43, 2-Rose Thomson (Un) 4:32.94, 3-Stacy Bant (Mn) 4:33.74, 4-Katie Ishmael (W) 4:35.85.

100, 1-Renee Jones (W) 11.7, 2-Gloria Gregory (Mn) 11.8; 100H, Pam Hall (Ill) 14.42; 800, Cathy Branta (W) 2:13.82.

HJ, Sue Mischler (Mn) 5'7 1/4; DT, 1-Cindy Lensmire (UW/LC) 165'6, 2-Becky Fettig (Mn) 160'8, 3-Diane Nordstrom (W) 149'6.

TJ, 1-Sharon Dollins (W) 40'7, 2-Polly Oas (Mn) 38'0 1/4; 200, Renee Jones (W) 24.35.

3000, Peggy Grundman (Mn) 9:48.73; JT, Marcia Christiansen (W) 161'8; SP, Karen Nitsch (W) 49'10, 2-Sheri Davis (Mn) 47'7.

## CAVALIER TRACK CLASSIC

Charlottesville, Virginia, May 13: Florida State showed off its amazing collection of sprint talent as the University of Virginia staged its Cavalier Track Classic. The Seminoles went 1-2 in the 100, (only two FSU sprinters were entered), 1-2-3-4-5 in the 200 and 1-2-4-7 in the 400. Best race of the day was the 800 which saw home towner Kim Kelly break the tape in 2:05.23 with eight other runners crossing the line within the next five seconds.

200, 1-Randi Givens (FSU) 22.91, 2-Brenda Cliette (FSU) 23.26, 3-Marita Payne (FSU) 23.37, 4-Michelle Finn (FSU) 23.61, 5-Janet Davis (FSU) 23.8.

200 (Second race), Darlene Jefferson (Ms Int) 23.74; 400, 1-Brenda Cliette (FSU) 52.55, 2-Marita Payne (FSU) 53.3, 3-Merry Johnson (Met Str) 54.47, 4-Janet Davis (FSU) 54.65.

400 (Second race), Chris Gregorek (AW) 55.23; LJ, 1-Teresa Allen (Howard) 21'1½, 2-Tudie McKnight (Adidas) 19'9¼, 3-Sonja Fridy (Va) 19'5¼.

100, 1-Michelle Finn (FSU) 11.41, 2-Randi Givens (FSU) 11.43, 3-Renee Henderson (Pitt) 11.81; 3000, 1-Mary Kinsely (Met Str) 9:07.2, 2-Kim Bird (E Tn) 9:30.9, 3-Eleanor Simonsick (Mov Com) 9:34.4, 4-Carla Borovicka (FSU) 9:36.5.

100H, Joann Brown (FSU) 13.96; 1500, 1-Michele Rowen (Va) 4:23.58, 2-Margaret Coomber (FSU) 4:25.48.

800, 1-Kim Kelly (Va) 2:05.23, 2-Missy Kane (Adidas) 2:05.66, 3-Debbie Roberson (Ms Int) 2:06.81, 4-Jennifer Bean (Bermuda) 2:07.2, 5-Kelly Hackler (FSU) 2:07.2, 6-Wanda Trent (Ms Int) 2:08.6, 7-Gail Bryant (Va) 2:08.7.

## EASTERN CONFERENCE TO PENN STATE

University Park, Pennsylvania, May 12/13: Host Penn State had no difficulty winning the Eastern College Athletic Conference championship over 37 other participating schools. The Lady Lions tallied 120 points, 29 more than runner-up Villanova.

West Virginia sprinter Tammy Henderson and Penn State weight specialists Elaine Sobansky were both double winners.

LJ, Christine Boehmer (Vt) 19'9¼, 2-Linda Spenst (Md) 19'8; Hammer (Exhibition), 1-Marilyn Senz (PS) 141'10, 2-Jeri Daniels (SCTC) 140'11.

10000, Natalie Updegrove (PS) 37:06.26; TJ, 1-Hanna Humphreys (PS) 40'9, 2-Ann Gaffney (Ct) 39'10¼, 3-Lauren Kulik (Cor) 38'3.

SP/DT, Elaine Sobansky (PS) 53'5/167'6; 5000, 1-Paula Renzi (PS) 16:28.93, 2-Marya Small (Gtn) 16:47.27, 3-Lauren Searby (Vil) 16:53.68.

4x100, 1-James Madison (Diggs-Mason-Mebane-Rowlan) 47.09, 2-Pennsylvania 47.90; 1500, 1-Desiree Scott (Rut) 4:21.03, 2-Mary Ellen McGowan (Vil) 4:22.35, 3-Carolyn Forde (Md) 4:26.38, 3-Doreen Startare (PS) 4:28.38.

100H, 1-Patty Bradley (Vil) 14.02, 2-Maureen Prendergast (LIU) 14.04, 3-Kelly Toole (NE) 14.10.

400, 1-Michelle Collins (Del St) 53.92, 2-Hyacinth McBean (LIU) 54.06, 3-Janice Reid (Boston Clg) 54.69.

100, Tammy Henderson (W Va) 11.57; 800, 1-Veronica McIntosh (Vil) 2:07.01, 2-Lorraine Dortch (Del St) 2:07.07, 3-Bobbie McGee (Md) 2:08.31, 4-Judi Cassel (PS) 2:09.76.

400H, 1-Debbie Grant (Vil) 58.37, 2-Maureen Prendergast (LIU) 58.49, 3-Pam Gaddy (Temple) 60.23.

DT, 1-Elaine Sobansky (PS) 167'6, 2-Jodi Smith (W Va) 148'9; 200, 1-Tammy Henderson (W Va) 23.54, 2-Hyacinth McBean (LIU) 24.22.

3000, 1-Mary Ellen McGowan (Vil) 9:31.00, 2-Lauren Searby (Vil) 9:32.00, 3-Paula Renzi (PS) 9:34.83; 4x800, 1-Villanova (Toole-Palmer-Gallagher-Lyons) 8:55.24, 2-Penn State

8:56.81, 3-Georgetown 8:59.43, 4-Rhode Island 9:02.30.

4x400, 1-Delaware State (Dortch-Ray-Hunter-Collins) 3:39.81, 2-Villanova 3:40.64, 3-West Virginia 3:45.49, 4-Penn State 3:48.45; Hep, 1-Sharon Pfister (W Va) 5146, 2-Carla Criste (PS) 5095, 3-Janet Williams (Towson St) 5045, 4-Tina Shriver (Towson) 4804.

Scores, 1-Penn State 120, 2-Villanova 91, 3-West Virginia 64, 4-Maryland 39, 5-Rutgers 35¼, 6-James Madison and LIU 33, 8-Delaware State 28, 9-Temple 22, 10-Boston College 18 and 28 others.



Tammy Henderson, West Virginia, won both sprints at the Eastern Conference Championships. Henderson ran 11.57 and 23.54. (Jeff Johnson photo).

## BILLY HAYES MEET

Bloomington, Indiana, May 11: Annette Bohach tossed the shot 51'7¼ for the top mark at the Billy Hayes Championships on the campus of the University of Indiana.

JT, Terri Soldan (HTC) 150'9; TJ, 1-Yvonne Netterville (Pur) 38'7½, 2-Sharon Green (Ind) 38'0¼; 5000, Maggie Lillie (W Mich) 16:32.65.

SP, 1-Annette Bohach (Bud) 51'7¼, 2-Julie Marrazzo (Ind) 49'5¼; 4x100, Purdue 46.29; 1500, 1-Margaret Smith (Un) 4:26.82, 2-Denise Weinhoeft (Ind) 4:33.84.

LJ, 1-Carla Battaglia (Ind) 19'3½, 2-Deanna Choice (Pea.TC) 19'2; 100H, 1-Rhonda Brady (Tig Int) 13.54, 2-Alicia Bass (Pur) 13.89, 3-Brenda Calhoun (Hawk TC) 13.94.

DT, Ami Jackson (ICU) 153'5; 400, Akin-yemi (Nigeria) 52.86, 2-Vicki Davis (Pur) 54.50, 3-Sheila Montgomery (Ind) 54.99.

800, 1-Ighagbon (Nigeria) 2:06.28, 2-Tina Parrott (Ind) 2:10.89; 400H, 1-Sybil Perry (Pur) 59.09, 2-Maria Shoup (W Mich) 60.54.

10000, 1-Nan Doak (Un) 9:27.3, 2-Kayla Skelly (W Mich) 9:49.4; HJ, 1-Frances Calcutt (Ohio TC) 5'11¼, 2-Jan Troutt (Ark St) 5'8; 4x400, 1-Indiana 3:42.2, 2-Purdue 3:53.6.

Hep, 1-Cathy Tyree (Pur) 4931 (15.40-5'5-37'3¼-26.62-17'1½-88'10-2:29.78), 2-Lori Shepard (Taylor) 4678.

## GATEWAY CONFERENCE TO ILLINOIS STATE

Des Moines, Iowa, May 11/12: Led by Sara Schumacher's triple in the 1500/3000/5000, Illinois State had no difficulty grabbing the Gateway Conference title over the other nine members with 130 points.

Best competition of the meet came in the heptathlon where Bonnie Byers of Western Illinois staged a thrilling rally to move from third before the final event to first with a 2:21.7 two lapper. Tammate Reeni McElyer with 4301 points was leading up to the final event and Sharon Leidy (Southern Illinois) also was ahead of Byers 4162 to 4117, but McElyer scurried only 2:41.8 and Leidy registered a 2:36.8 and the title went to Byers.

800, Cellie Watson (W Il) 2:12.40; 400H, Carmel Maher (Wichita St) 61.01; 200, Denise Blackman (S Il) 24.74.

HJ, 1-Arlisha Gwin (Ill St) 5'9, 2-Holly Johnson (Drake) 5'9; TJ, 1-Tanya Johnson (Wichita St) 38'8, 2-Alesia Cox (WS) 37'1¼.

5000/10000, Sara Schumacher (Ill St) 17:08.55/

3000/5000, Sara Schumacher (Ill St) 9:42.8/17:08.55; 1500, 1-Sara Schumacher (Ill St) 4:28.08, 2-Sirpa Niemela (Drake) 4:28.96, 3-Hall (Drake) 4:33.07, 4-Tracy Parks (Drake) 9:34.04.

4x400, 1-Drake 3:40.99, 2-Eastern Illinois 3:43.65, 3-Illinois State 3:44.13, 4-Western Illinois 3:45.81.

JT, 1-Marie Dvorek (S Ill) 145'8, 2-Rhonda McCausland (S Ill) 144'6; 4x100, 1-Illinois State 46.11, 2-Wichita State 46.56, 3-Drake 46.84.

100H, Penny Sellers (W Ill) 14.33; 400, 1-Carlon Blackman (Drake) 53.42, 2-Gail Stephens (E Ill) 54.4, 3-Deb Rose (Drake) 54.48.

100, Blackman (S Ill) 12.17; SP, McCausland (S Ill) 46'9¼; DT, McCausland 156'10, 2-Donna Hollingworth (Ill St) 154'3.

10000, Julie Duncan (Wichita St) 35:40.9; LJ, Tanya Johnson (Wichita St) 19'1½.

Hep, 1-Bonnie Byers (W Ill) 4886 (15.6-4'10½-30'11¼-25.9-17'11¼-100'0-2:21.7), 2-Reeni McElyea (W Ill) 4853, 3-Sharon Leidy (S Ill) 4763.

Scores, 1-Illinois State 130, 2-Western Illinois 97, 3-Southern Illinois 95, 4-Wichita State 92, 5-Drake 85, 6-Northern Iowa 35, 7-Eastern Illinois 33, 8-Indiana State 12, 9-Southwest Missouri State 10, 10-Bradley 0.



## OMAHA LAST CHANCE MEET

Omaha, Nebraska, May 18: The University of Nebraska/Omaha staged another of those "Last Chance" meets and produced several double winners but very few PR's.

Midland's Virgi Bullie won both dashes, teammate Melody Robinson took the short hurdles and long jump, and South Dakota's Inga Broderon won the shot and disc.

1500, 1-Deb Pihl (Kan St) 4:25.18, 2-Tracy Parks (Drake) 4:36.69; 400, 1-Debra Ross (Drake) 55.13, 2-Norma Asaber (Nb) 56.00, 3-Sumetia Wells (D) 56.31.

800, Zel Fowler (Nb/Omaha) 2:12.20; SP/DT, Inga Broderon (S Dak) 44'8/146'4; 100/200, Virgi Bullie (Midland) 11.74/23.95.

3000, Betsy Silzer (Kan St) 9:51.84; 100H/LJ, Melody Robinson (M) 13.85/18'5¼; HJ, Holly Johnson (D) 5'10; JT, Deb Clark (Nb) 143'9; 4x400, 1-Drake 3:44.33, 2-Nb/Omaha 3:50.08, 3-South Dakota 3:55.89.

## CP/SLO WINS CCAA TITLE

Bakersfield, California, May 11/12: Cal Poly/San Luis Obispo captured the California Collegiate Athletic Association championship for the third consecutive year, scoring 202 points and winning eight of the events.

The winners did not produce a double gold medalists, but CeCe Chandler came close with a win in the short hurdles, a second in the long jump, a third in the triple jump and a fourth in the 100 - plus a trial heat in the century.

Another busy body was CP/Pomona's Janet Nicolls with a win in the 400 hurdles, a second in the high jump, a third in the javelin and a leg on the second place 4x400 team.

There were double winners, however. Bakersfield's Andralette Gill took the dashes and CP/P ace Monica Wren won golds in the shot and disc.

HJ, 1-Sue McNeal (SLO) 6'0, 2-Janet Nicolls (P) 5'10; SP, Monica Wren (P) 45'2.

LJ, 1-Angela Phifer (Bak) 18'11½, 2-CeCe Chandler (SLO) 18'7¼; JT, 1-Jacque Nelson (P) 159'5, 2-Deena Bernstein (SLO) 152'0, 3-Janet Nicolls (P) 141'9.

5000, Carol Gleason (SLO) 17:03.3; DT, Monica Wren (P) 150'1; 4x100, 1-Bakersfield (Miller-Mariano-Ivory-Gill) 46.76, 2-Northridge 47.86.

1500, 1-Kathy Manning (SLO) 4:32.72, 2-Leslie Pratt (N) 4:32.80; 100H (+2.11), CeCe Chandler (SLO) 13.81w.

400, Roxanne Jackson (P) 55.76; TJ, 1-Lynette Farum (SLO) 38'9, 2-Angela Phifer (Bak) 38'8, 3-CeCe Chandler (SLO) 37'0.

100, Andralette Gill (Bak) 11.66 (+0.65); 800, 1-Tressie Gibbs (SLO) 2:12.75, 2-Helen Arzu (UC Riv) 2:12.99.

400H, Janet Nicolls (P) 62.64; 200, 1-Andralette Gill (Bak) 24.05, 2-Marcella Mariano (Bak) 24.55.

3000, Amy Harper-Avrit (SLO) 9:39.81; 4x400, 1-SLO (Gibbs-Cook-Fodor-Jordan) 3:47.64, 2-CP Pomona 3:50.2.

Scores, 1-Cal Poly/San Luis Obispo 202, 2-Cal Poly/Pomona 134, 3-Cal State Northridge 116, 4-Cal State Bakersfield 88½, 5-UC Riverside 27, 6-Cal State Dominguez Hills 3½, 7-Chapman College 0.

## BIG 10 TO WISCONSIN - AGAIN

Columbus, Ohio, May 19/20: Wisconsin, the perennial power in the Big-10 Conference, did it one more time. But this time it wasn't so easy. The Badgers tallied 124 points to 114 for a surprising Indiana squad to claim the win.

Weather didn't help, but unless one is covering more than 1000 meters, the Big-10 doesn't come up with much that is exciting. The only good mark from the short-run people came from Purdue's Sybil Perry who cruised to a fine 57.85 (57.75h) win in the 400 hurdles.

The distances were won in quite capable times and Indiana's Carla Battaglia, usually a 140-150 foot javelin thrower, uncorked a mighty 178'10 to win that event as well as the heptathlon (where she threw the jav 147'7).

100 (+2.88), 1-Vivien McKenzie (Iowa) 11.50w, 2-Davera Taylor (Iowa) 11.52w (11.51 hw), 3-Odessa Smalls (Mich St) 11.58w, 4-Kris Eiring (Wis) 11.68w.

200 (+3.35), 1-Odessa Smalls (Mich St) 23.50w (23.46hw), 2-Devera Taylor (Iowa) 23.70w (23.59hw), 3-Marcella Kendall (Mich St) 23.72w, 4-Vivien McKenzie (Iowa) 23.84w.

400, 1-Marcella Kendall (Mich St) 53.20, 2-Joyce Wilson (Mich) 53.70 (53.63h), 3-Vicky Davis (Ind) 54.31 (54.25h), 4-Dedra Bradley (Mich) 54.91 (54.84h).

800, 1-Sheila Montgomery (Ind) 2:06.44, 2-Tina Parrott (Ind) 2:07.03, 3-Mary Ann Brunner (Wis) 2:08.79, 4-Sonia Vinal (NW) 2:10.14, 5-Jymette Bonnavier (Pur) 2:10.98.

1500, 1-Cathy Branta (Wis) 4:16.47, 2-



Katie Ishmael (left) and Cathy Brant accounted for four first places as Wisconsin captured the Big-10 title. Ishmael won the 5K and 10K while Branta took home gold in the 1500 and 3000. (Jeff Johnson photo).

Sonia Vinal (NW) 4:19.23, 3-Sue Schroeder (Mich) 4:20.52, 4-Jody Eder (Minn) 4:21.03, 5-Julie Lantis (Ill) 4:22.91, 6-Becky Cotta (Pur) 4:28.00 (4:24.25h).

3000, 1-Cathy Branta (Wis) 9:15.30, 2-Jody Eder (Minn) 9:10.86, 3-Maureen Cogan (Ohio St) 9:20.66, 4-Becky Cotta (Pur) 9:28.29...12-Julie Lantis (Ill)...16-Jeanie Molohon (Pur).

5000, 1-Katie Ishmael (Wis) 16:23.57, 2-Karen Campbell (Mich St) 16:27.60, 3-Peggy Grundman (Minn) 16:33.14, 4-Johanna Reneke (Wis) 16:54.29.

10000, 1-Katie Ishmael (Wis) 34:24.1, 2-Karen Campbell (Mich St) 34:29.4, 3-Johanna Reneke (Wis) 35:35.5, 4-Sue Bosch (Pur) 36:15.9.

100H (+0.87), 1-Alicia Bass (Pur) 14.12 (13.82w), 2-Joanna Childress (Mich St) 14.34 (14.17hw), 3-Jacqueline Browne (Ohio St) 14.43 (14.32he), 4-Kelly Graham (Ind) 14.43 (14.23hw).

400H, 1-Sybil Perry (Pur) 57.85 (57.75h), 2-Gretchen Baker (Ind) 59.62, 3-Heidi Hackel (Pur) 60.30, 4-Robin Ogletree (Ohio St) 60.52.

HJ, 1-Dawn Rich (Mich) 5'8¼, 2-Angie Hafner (Mich) 5'8¼, 3-Laurie Arsenault (Ohio St) and Mary Mol (Iowa) 5'7¾.

LJ, 1-Dorothea Brown (Wis) 20'10½w (20'4½ legal), 2-Sharon Dollins (Wis) 20'3¼, 3-Sharon Green (Ind) 19'11¼.

TJ, 1-Sharon Dollins (Wis) 41'0¼w, 2-Yvonne Netterville (Pur) 40'5½w, 3-Tina Debro (Ind) 40'2½w, 4-Carla Battaglia (Ind) 39'7¼w, 5-Sharon Green (Ind) 38'10¼w.

SP, 1-Julie Marrasso (Ind) 50'1, 2-Vivian Fischer (Mich St) 48'9, 3-Karen Nitsch (Wis) 48'8, 4-Diane Nordstrom (Wis) 47'11, 5-Becky Fettig (Minn) 47'2½.

DT, 1-Nadine Cox (Ohio St) 155'6, 2-Becky Fettig (Minn) 155'1, 3-Gail Smith (Iowa) 153'7.

JT, 1-Carla Battaglia (Ind) 178'10, 2-Loreena Anderson (Minn) 160'5, 3-Janet Adams (Iowa) 148'7.

Hep, 1-Carla Battaglia (Ind) 5539 (14.79-5'3-39'6¼-26.3-19'4¼-147'7-2:23.59), 2-Margot Rogus (Ind) 5481, 3-Helen Stoffel (Wis) 5427, 4-Cathy Tyree (Pur) 5260, 5-Melody Middleton (Mich) 5257, 6-Kathey Gillespie (Iowa) 5169, 7-Polly Oas (Minn) 4990.

4x100, 1-Michigan State (Kendall-Burnett-Childress-Small) 45.68, 2-Wisconsin 45.86, 3-

Purdue 46.19, 4-Indiana 46.30, 5-Iowa 46.33, 6-Ohio State 46.58.

4x400, 1-Indiana (Davis-Diamond-Parrott-Montgomery) 3:38.14, 2-Purdue 3:40.90, 3-Michigan 3:43.33, 4-Ohio State 3:44.13, 5-Minnesota 3:48.92, 6-Illinois 3:49.77.

Scores, 1-Wisconsin 124, 2-Indiana 114, 3-Michigan State 74, 4-Purdue 68, 5-Iowa 53, 6-Michigan 47, 7-Ohio State 45, 8-Minnesota 43, 9-Northwestern 14, 10-Illinois 6.

## NORPAC CHAMPIONSHIPS

Fresno, California, May 18/19: One thinks a conference titled "NorPac" would contain Oregon, Oregon State, Washington, Washington State and some smaller schools from that area. It does have those four schools as members, but it also has some pretty 'southern' institutions as well. California and this year's host, Fresno State.

The four northern schools aren't exactly used to Fresno's heat, but they managed to grab the first two places anyway. Oregon won its second consecutive title with 148 points and Washington grabbed the silver cup with 114.

Said winning coach Tom Heinonen, "It was hot. A lot of our kids really wilted at the end of the meet. We were looking for some better performances than we got today. Our best performer by far was Janell Thorsland. Everytime she stepped on the track she recorded a lifetime best. Kathy Hayes proved she can be a threat in the NCAA 10K, if we choose to enter her. As a team, we came within six points of our predictions without entering anyone in the 5000 meters. I think we lived up to our expectations."

Claudette Gronendaal's 2:02.99 win in the 800 over Cal's Louise Romo (2'03.33) was one of the highlights. Washington's Donna Dennis won both sprints, but then the NorPac is not loaded with sprinters. Thorsland, coach Heinonen's 'best' won the 100 hurdles in 13.90, was second in the 400 hurdles (62.32) and fifth in the Long Jump (19'10¼).

SP, 1-Jenifer Ponath (Wa) 50'4¼, 2-Kam Johnson (Ore St) 49'3¼; LJ, 1-Shiri Milton (Wa) 20'8¼, 2-Colleen Gibbon (Ore St) 20'0, 3-Jakki Davis (Wa) 19'11¼, 4-Melody Smith (Wa) 19'11, 5-Janell Thorsland (Ore) 19'10¼.

3000, 1-Renee Wyckoff (FS) 9:31.24, 2-Birgit Petersen (Ore) 9:32.65; 10000, 1-Kathy Hayes (O) 33:41.9, 2-Eryn Forbes (O) 34:04.6.

Hep, 1-Meredith Howell (OS) 4987 (14.48-5'4½-36'7-26.51-16'9¼-75'11-2:23.36), 2-Ruth Lawanson (FS) 4914, 3-Christine Healy (FS) 4885.

4x100, 1-Washington (Smith-Walker-Keller-Dennis) 45.93, 2-Oregon 46.52; JT, 1-Lisa Torrison (W) 165'11, 2-Connie Peterka (OS) 157'10, 3-Faye Roblin (FS) 155'5.

1500, 1-Marilyn Davis (Cal) 4:24.07, 2-Kim Roth (O) 4:27.82, 3-Kari Jonassen (WS) 4:28.39, 4-Birgit Petersen (O) 4:29.99.

100H, 1-Janell Thorsland (O) 13.90, 2-Shirley Walker (W) 13.99, 3-Kay Garnett (O) 14.10.

100/200, Donna Dennis (W) 11.60/23.56; HJ, 1-Carina Westover (OS) 6'1, 2-Mary Moore (WS) 5'11¼, 3-Tonya Mendonca (FS) 5'9.

DT, 1-Lacy Barnes (FS) 171'0, 2-Kim Kesler (Cal) 162'0, 3-Cindi Derschlag (Cal) 154'10; 400, 1-Kim White (Cal) 54.52, 2-Jeanne Arnold (Cal) 55.41.

400H, 1-Lisa Nicholson (O) 61.57 (60.34h), 2-Janell Thorsland (O) 62.32; 800, 1-Caludette Gronendaal (O) 2:02.99, 2-Louise Romo (Cal) 2:03.33, 3-Ranza Clark (O) 2:04.16, 4-Camille Rivard (WS) 2:06.03.

TJ, Lynn Saalfeld (WS) 37'9; 5000, Renee Wyckoff (FS) 17:05.8; 4x400, 1-California (Cole-Bertilion-Romo-Arnold) 3:46.32, 2-Washington State 3:48.67, 3-Washington 3:48.96, 4-Oregon 3:49.47.

Scores, 1-Oregon 148, 2-Washington 114, 3-California 97, 4-Washington State 82, 5-Fresno State 75, 6-Oregon State 61.

## MOUNTAIN WEST CHAMPS

Bozeman, Montana, May 16/19: Boise State and Weber State staged a classic battle for the team title at the Mountain West Athletic Conference Track and Field Championships with the Boise State Broncos edging the Utah based crew 125-122.

Boise State was led by Debbie Florke's two victories in the 100 and long jump, but the big point getters were Idaho's Patsy Sharples who won the three distance runs and by Idaho State's Lynne Wingle who captured the heptathlon, was fourth in the long jump, fifth in the discus and sixth in the 200.

Hepthathlon, 1-Lynne Wingle (Id St) 5133 (13.9w-5'0 1/2-34'4 3/4-25.1-18'0 1/2-101'4-2:35.3), 2-Marlene Michalak (Mont St) 5111, 3-Penny Williams (Boise St) 4697; HJ, Alira Johnson (MS) 5'8.

SP Dawn DeHart (MS) 45'9 3/4; 10000, 1-Patsy Sharples (Id) 38:04.46, 2-Lynn Creek (MS) 38:15.09; 5000, 1-Patsy Sharples (Id) 17:30.22, 2-Annette Hand (MS) 17:50.09.

4x100, 1-Weber State (Spafford-Wilkots-Coombs-Washington) 46.75, 2-Boise State 47.22, 3-Montana 47.40, 4-Eastern Washington 47.98.

LJ, 1-Debbie Florke (BS) 19'4 3/4, 2-Connie Washington (WS) 19'1 3/4; JT, 1-Sherri Schoenborn (Id) 168'5, 2-Mylissa Coleman (Id) 168'2, 3-Jo Etheridge (EW) 159'7, 4-Cindy Thorstad (MS) 155'5, 5-Niki Nye (WS) 152'6.

100 (+5.01), Debbie Florke (BS) 11.6, 2-Shirley Wilcots (WS) 11.7; 800, Camilee Davis (WS) 2:15.10; 200 (+8.64), 1-Connie Washington (WS) 23.94w, 2-Shirley Wilcots (WS) 23.94w.

DT, Sherry Dodge (Mont) 151'2; 3000, 1-Patsy Sharples (Id) 10:07.12, 2-Sherri Crang (Id) 10:20.36; 4x400, 1-Montana (Hanneman-Good-Doyle-Castagna) 3:52.54, 2-Weber State 3:53.96, 3-Boise State 3:55.38.

Scores, 1-Boise State 125, 2-Weber State 122, 3-Idaho 101, 4-Idaho State 73, 5-Montana State 72, 6-Montana 60, 7-Eastern Washington 25, 8-Portland State 10.

## PACIFIC COAST AA CHAMPS

Irvine, California, May 19: The Pacific Coast Athletic Association has only three teams, but at times it seemed it also had only one athlete! UNLV's Sheila Tarr took command as the three teams met for the conference crown and won the shot and high jump, was second in the long jump, triple jump and 100 hurdles, was third in the javelin and sixth in the discus for a good workout for any heptathlete.

Oh, yes, UNLV won the title.

LJ, 1-Sheila Nicks (UNLV) 19'7, 2-Sheila Tarr (UNLV) 18'2 3/4; JT, 1-JoAnne Davis (UC SB) 176'0, 2-GiGi Brown (UNLV) 146'5, 3-Sheila Tarr (UNLV) 142'4.

5000, Lorraine Mercado (Irv) 17:17.72; SP, 1-Sheila Tarr (UNLV) 44'11, 2-Laura Mills (Irv) 44'0; 1500, 1-Jennifer Abraham (Irv) 4:28.75, 2-Lisa Gonzales (Irv) 4:29.3, 3-Kelly Ringer (Irv) 4:31.8.

100H, 1-Valerie Flemings (UNLV) 13.8, 2-Sheila Tarr (UNLV) 14.02; 400, 1-Inger Peterson (UNLV) 56.1, 2-Devy Sanders (UNLV) 56.28.

TJ, 1-Valerie Flemings (UNLV) 37'9 1/2, 2-Sheila Tarr (UNLV) 37'1 1/2; 100, 1-Michelle Stewart (UNLV) 11.99, 2-Sheila Nicks (UNLV) 12.33; 800, Susie Hensel (UNLV) 2:10.65.

200, 1-Inger Peterson (UNLV) 23.61, 2-Michelle Stewart (UNLV) 23.82 (wind +1.9); HJ, Sheila Tarr (UNLV) 5'8; 3000, 1-Lisa Gonzales (Irv) 9:52.45, 2-Kelly Ringer (Irv) 9:53.44; DT, 1-Brenda Westbrook (Irv) 161'6..... 6-Sheila Tarr (UNLV) 104'3; 4x400, 1-UC Irvine 3:57.21, 2-UC Santa Barbara 3:58.57.

Scores, 1-UNLV 84, 2-UC Irvine 71, 3-UC Santa Barbara 24.

## INDIANA LITTLE STATE MEET

Rensselaer, Indiana, No date: Fourteen teams gathered for the Little State Track Meet and the winner, for the first time, was St. Joseph's College.

Lori Shepard (Taylor) was a triple winner in the long and high jumps and the 100 hurdles. Double winners were Ami Jackson (Indiana Central) in the shot and discus and Lonna Eyink of the winners in the 3000 and 5000.

LJ/HJ/100H, Lori Shepard (Taylor) 16'11/5'6/15.44; SP/DT, Ami Jackson (Ind Cent) 40'7 3/4/153'7; 4x100, Evansville 50.94.

3000/5000, Lonna Eyink (St J) 10:37.20/18:15.51; 1500, Miller (Man) 4:50.67; 400, Kerber (St J) 58.74.

Scores, 1-St Joseph's 135, 2-Manchester 113, 3-Taylor 79, 4-Evansville 57, 5-Indiana Central 55, 6-Notre Dame (Ind) 46, 7-Anderson 20, 8-Marion and DePauw 17, 10-Franklin 16, 11-Vicennes 15, 12-Earham 9, 13-St Mary's 8, 14-Goshen 2.

## BYU LAST CHANCE MEET

Provo, Utah, May 19: It may have been classified as a 'Last Chance' meet for the American collegians taking part, but for the visiting Canadian athletes it was a 'First Chance'.

Canada's Angela Taylor had two good marks in the sprints beating more famed Angella Bailey with an 11.16 century and returning to gallop 22.62 all along.

There was some good, close running in the 400 hurdles as Canada's Christine Slythe took the top spot in 56.32.

3000, 1-Jill Holiday (BYU) 9:32.53, 2-Carey May (BYU) 9:41.73; SP, Julie Jones (BYU) 48'8; 100 (+.07), 1-Angela Taylor (Can) 11.16, 2-Angella Bailey (Can) 11.36, 3-Molly Killingbeck (Can) 11.74.

400H, 1-Christine Slythe (Can) 56.32, 2-Gwen Wall (Can) 57.57, 3-Robin Marks (Can) 57.65, 4-Dana Wright (Can) 58.37, 5-Connie Mackey (Col St) 59.12, 6-Pam Board (Stan) 59.94.

1500, 1-Avril McClung (BYU) 4:34.00, 2-Carey May (BYU) 4:34.92, 3-Jill Holliday (BYU) 4:36.40; 800, Julie Jenkins (Adams St) 2:06.38.

LJ, Lori Risenhoover (Adams St) 20'4 1/2; HJ, 1-Bridget Ried (Can) 6'0 1/4, 2-Denise Gatzambide (Stan) 5'11 1/4, 3-Laurie Dew (BYU) 5'9, 4-Ann Hansen (Air Force) 5'9.

100H (+1.93), 1-Sue Kameli (Can) 13.34, 2-Karen Nelson (Can) 13.35, 3-Faye Blackwood (Can) 13.36; DT, Julie Jones (BYU) 169'2.

## LADY LIONS OPEN

University Park, Pennsylvania, May 18/19: The 1984 NCAA indoor 800 champ, Veronica McIntosh of Villanova, finally got going here today, winning the 800 in a good 2:04.10 for the best performance at the Lady Lion Open. Other good marks came from Natalie Updegrave (Penn State) in the 10k, Marilyn Senz (PS) in the javelin and Elaine Sobansy (PS) in the shot.

10000, 1-Natalie Updegrave (PS) 34:28.8, 2-Karlene Erickson (Nb) 34:30.7; 400, 1-Tammy Henderson (W Va) 55.25, 2-Pat Dunlap (S Jer TC) 55.78, 3-Angel Doyle (Ambler OC) 56.04.

SP, 1-Elaine Sobansky (PS) 52'9 1/2, 2-Sandy Burke (Un) 52'6 1/4, 3-Jeri Daniels (SV TC) 48'8; LJ, Hanna Humphreys (PS) 18'9.

JT, 1-Marilyn Senz (PS) 163'4, 2-Julie Solo (Un) 157'1, 3-Donna O'Carroll (Un) 153'9; TJ, 1-Michelle Johnson (Va) 39'7 1/2, 2-Ann Gaffney (Ct) 39'0, 3-Hanna Humphreys (PS) 38'6.



Paula Renzi (Penn State) won the 3000m at the Lady Lions Open in 9:27.78. (Jeff Johnson photo).

DT, 1-Jeri Daniels (SVTC) 166'0, 2-Colleen Rosensteel (Un) 161'4; 400H, 1-Jayne O'Brien (Lafayette) 60.14, 2-Tammie Hart (PS) 60.25.

200, 1-Tammie Henderson (W Va) 23.8, 2-Pat Dunlap (SJTC) 24.4, 3-Angel Doyle (AOC) 24.7; 3000, Paula Renzi (PS) 9:27.78.

800, 1-Veronica McIntosh (Vil) 2:04.10, 2-Bobbie McGee (Md) 2:05.92, 3-Debbie Grant (Vil) 2:06.20, 4-Joanna Kehs (Vil) 2:07.02, 5-Judi Cassel (PS) 2:08.49.

4x400, 1-Penn State (Cassel-Spalvins-Hart-Stever) 3:53.36, 2-Messiah 3:56.55; Hammer, 1-Geri Daniels (SVTC) 131'8, 2-Marilyn Senz (PS) 129'10.

Hep, 1-Janet Williams (Towson St) 5124, 2-Sharon Pfister (W Va) 4992, 3-Carla Criste (PS) 4927, 4-Sharon Lukenda (Laf) 4834.

## JIM THORPE MEMORIAL MEET

University Park, Pennsylvania, May 25: Good shot, discus and javelin marks highlighted the staging of the Jim Thorpe Memorial by the Nittany Lions. The wind negated some good triple jump performances.

LJ, 1-Sharon Clark (Canada) 20'4, 2-Joann Dumas (Canada) 19'7; 1500, 1-Laura Murphy (Bowling Green) 4:32.25, 2-Michelle Rowan (Va) 4:33.18.

400, Andrea Thomas (Bronx) 54.29; 100 (+5.8), Kim Jamison (BG) 11.59; JT, 1-Donna O'Carroll (PAL) 161'11, 2-Kathy Carlo (Un) 154'9.

SP, 1-Elaine Sobansky (PS) 55'0 1/4, 2-Jeri Daniels (Sag Vly) 47'9 1/2; 800, 1-Jennifer Bean (Bermuda) 2:07.74, 2-Kathy Williams (Ohio U) 2:07.89, 3-Gail Bryant (Va) 2:08.70.

5000, Maggie Lilly (W Mich) 17:14.2; TJ, 1-Sharon Clarke (Canada) 41'4 1/4, 2-Michelle Johnson (Va) 39'4 1/4, 3-Hanna Humphreys (PS) 38'11 - all jumps wind-aided.

3000, Jennifer Rioux (Mich) 9:37.24; DT, 1-Jeri Daniels (SV) 162'9, 2-Elaine Sobansky (PS) 155'4.

200 (+5.9), 1-Kim Jamison (BG) 24.26, 2-Rose Johnson (Kent St) 24.46; HJ, Sharon Gleasman (Syr Ch) 5'10; Hammer, 1-Marilyn Senz (PS) 143'3, 2-Jeri Daniels (SV) 142'10, 3-Melissa Moyer (PS) 106'10.16.

## OREGON STATE TWILIGHT

By Lester B. Hanson

Corvallis, Oregon, May 24: The Oregon State Twilight Meet is the perennial "Last Chance" competition for NCAA hopefuls. But the 1984 Wayne Valley Field get-together in Corvallis turned out to be a pretty nifty track meet.

Four women's field records fell during the evening, there was a US best-this-year javelin mark, and a couple of Olympic Trials qualifying times.

Karen Smith (Athletics West) exceeded the US best in the javelin throw this year with a toss of 201'0.

Oregon's Claudette Groenendaal reached for what UO Coach Tom Heinonen calls her "extra gear" in the last 50m, and out-duelled Cathy Twomey (AW) in the 1500. Both women (4:15.86/4:16.22) were under the Olympic Trials qualifying standard.

Kathy Picknell (Oregon International) exploded (BANG) to a 192'3 in the discus, breaking the Field Record by over 20 feet. Other field records were earned by Smith, Colleen Williams Cozzetto (Moscow USA 59.09) in the 400 hurdles, and Jakkie Davis (Washington/19'9/2) in the long jump.

3000, 1-Sissell Grottenberg (AW) 9:29.16, 2-Brenda Bushnell (Ore) 9:29.83, 3-Birgit Peterson (Ore) 9:30.93.

1500, 1-Claudette Groenendaal (Ore) 4:15.86, 2-Cathy Twomey (AW) 4:16.22, 3-Mary Rapp (AIA) 4:21.97.

100H, Kay Garnett (Ore) 14.1; HJ, Carina Westover (Ore St) 5'8; LJ, Jakkie Davis (Wash) 19'9/2.

DT, 1-Kathy Picknell (Ore Int) 192'3, 2-Kam Johnson (Ore St) 143'7; 100/200, Judi Brown (AW) 12.2/25.8.

800, Dawn Taylor (Col) 2:08.76; 400H, Colleen Cozzetto (Moscow USA) 59.09.

JT, 1-Karen Smith (AW) 201'0, 2-Karen Martin (Un) 178'9, 3-Lorena Martinson (Un) 173'11.

## MEET OF CHAMPIONS

Houston, Texas, May 26: Rice University staged its Meet of Champions and the performances turned in strengthened the title of the meet. Outstanding marks were registered by Regina Cavanaugh in the shot, Mary Knisley in the 1500, Pat Johnson in the long jump.

Members of teams from Jamaica, Kenya, Nigeria and Puerto Rico were on hand and added to the festivities with some fine performances.

SP, 1-Regina Cavanaugh (PE) 55'9/4, 2-Kathy Devine (Un) 46'10; HJ, 1-Melinda Clark (Un) 5'8/4, 2-Jo Jones (SMTTC) 5'8/4.

DT, 1-Victoria Gay (Tx Sth) 171'11, 2-Carol Finsrud (Un) 154'2; 4x100, Jamaica (Chambers-Williams-Hibbert-Tate) 46.93.

1500, 1-Mary Knisley (Met St) 4:15.89, 2-Renee Odom (Hst Har) 4:21.81, 3-Rose Thomson (Kenya) 4:25.52, 4-Joy Hansen (Met St) 4:25.78, 5-Essie Washington (AW) 4:33.50.

LJ, 1-Pat Johnson (Un) 21'1/4, 2-Madelline De Jesus (Puerto Rico) 20'6/2; 100H (+0.52), 1-Arnita Epps (Tx Sth) 13.55, 2-Maria Usifo (Tx Sth) 13.77, 3-Lillian Cole (Ms Int) 13.85.

400, 1-Mary Akinyemi (Nigeria) 52.15, 2-Merry Johnson (Met St) 52.55, 3-Loretta Edwards (PV) 53.44, 4-Marie Matheau (Puerto Rico) 53.47.

100 (+0.86), 1-Ephlynn Tate (Jam) 11.67, 2-Kathrene Wallace (Tx Sth) 11.69, 3-Cloete Cowans (NE La) 11.73.

800, 1-Angelita Lind (Puerto Rico) 2:03.52, 2-Franco Larriue (NBTC) 2:06.50, 3-Comfort Ighagbon (Nigeria) 2:07.59, 4-Becky McClenny (Met Str) 2:09.35, 5-Stacy Zartler (Met St) 2:11.03.

400H, 1-Kathy Freeman (Sthn) 57.84, 2-Theresa Hoyle (Met St) 58.27, 3-Lynn Gamble (Tiger) 60.02, 4-Tammy Welch (Rice) 60.29, 5-Tammy Etienne (Met St) 61.65.

200 (+1:37), 1-Cloete Cowans (NE La) 23.52, 2-Debbie Green (UTEP) 23.77, 3-Mary Akinyemi (Nig) 23.89, 4-Katrice Harris (Rice) 23.91.

3000, 1-Nan Doak (Hawkeye TC) 9:22.61, 2-Glenys Quick (Met St) 9:26.84, 3-Kim Whitaker (Un) 9:28.66.

5000, Mary Montonya (Tx) 17:12.26; 4x400, 1-Texas Southern (Sowum-Omagbemi-Eleby-Usifo) 3:34.83, 2-Rice 3:37.48, 3-Puerto Rico 3:40.11.

## AIR FORCE TOPS SERVICE

Air Force Academy, Colorado, June 4/5: Gail Conway led the Air Force Academy to the Interservice Championship as the Flyers edged the Army, led by Vivienne Britton, by four points, 46-42. The Marines and the Navy were far back with 15 and 6 points respectively.

Conway went back to the barracks with four gold medals won in the 200, 400, 800 and 4x100, plus a third in the 100 dash. Britton was a double winner in the 100 and long jump and added a third in the 200 and a third in the 100 hurdles.

400, Conway 54.9; 1500, Carey Hill (A) 4:58.7; 100/LJ, Britton (A) 12.53/19'2/4; 5000, Mahoney (AF) 20:04.2; 4x100, Air Force 47.69.

100H, Darlene Grant (A) 14.10; 800/200, Conway 2:16.80/24.81; 3000, Leslie Hawkins (N) 11:01.3.

## OREGON/PEPSI RELAYS

By Lester B. Hanson

Eugene, Oregon, June 4/5: I have never liked the term "First Annual". Not yet, it ain't! It may be a nice idea, fraught with optimism. It could be the "First With Plans to Make it an Annual Event Providing Everything Pans Out As Expected, We Hope!". But it doesn't become annual until - at the very least - the second year. Until then, it is "The First"...Period.

In the case of the "First Annual Oregon/Pepsi Relays" there might be some consideration of making it "The First...And Only!" It was a great place to build an igloo. Temperatures at Hayward Field in Eugene were in the mid-forties, with a wind chill factor that made the performing conditions more suitable for the Grand iditarod than a track and field spectacular. The crowds - for Eugene - were remarkably small (about 7000 over a two day period). I'm not sure, but I think they included the 1000-plus athletes in that figure. There was little to cheer about the competition, and because of the weather, I'll bet they didn't sell very much Pepsi either.

Florida State sent a sprint corps (Michelle Finn, Marita Payne, Brenda Cliette and Randy Givens) to check out the track prior to the NCAA meet later in May. Some of us thought the celebrated speedsters from Washington might give them some competition. Some of us are not very bright. The FSU women went 1-2-4-5 in the 100m, (Randy Givens 11.75), won the 4x100 relay - despite some miserable passes - in 44.73, and the Sprint Medley Relay in 1:41.46.

About the only person happy with the weather was Scotland's Meg Ritchie (late of Arizona; now competing for Team adidas) who approached the meet as a chance to prepare for Olympic Trials in similar conditions. All she did was add seven feet to her season's best in the discus (213'4) and break her own 1982 Hayward Field Record by an inch. She also won the Shot Put at 57'3/2. "Cold?" she said. "I've lived with it all my life. I know enough when to keep moving."

An Athletics West Two-Mile Relay team provided sine excitement (8:23.56) with some splendid splits turned in by Lee Arbogast



Scotswoman Meg Ritchie approved of the cold weather at the Oregon/Pepsi Relays and proceeded to win both the shot (57'3/2) and the discus (213'4). (Jeff Johnson photo).

(2:05), Sue Addison (2:07), Jill Haworth (2:09) and Mary Decker (2:02).

And I suppose the winner in every event can take some satisfaction from knowing their mark is a Meet Record, perhaps for all time, if the "First Annual" sobriquet turns out to be so much wishful thinking.

JT, 1-Roz Rouse (PE) 178'3, 2-Susie Ray (WCAC) 171'7, 3-Sally Harmon (Un) 170'4, 4-Lorna Martinson (Un) 164'4, 5-Catherine Zuniga (BYU) 161'0, 6-Sheri Schoenborn (Id) 160'6, 7-Lisa Torrison (Wash) 160'2. 4x880, 1-Lane CC (Higinbotham-Eright-Guthrie-Gregerson) 9:19.87, 2-Bellevue CC 9:21.31.

100 (-3.23), 1-Randy Givens (FS) 11.73, 2-Brenda Cliette (FS) 11.82, 3-Donna Dennis (Wash) 11.86, 4-Michelle Finn (FS) 11.97, 5-Marita Payne (FS) 12.01.

SP, Julie Helbling (Id) 45'1; 400H, 1-Judi Brown (Nike) 57.35, 2-Colleen Cozzetto (Moscow USA) 58.55, 3-Lexie Beck (CA) 59.14, 4-Lisa Nicholson (Ore) 60.46.

4x880, 1-Athletics West (Arbogast-Addison-Haworth-Decker) 8:23.56, 2-Oregon (R.Clark 2:06-Groenendaal 2:07-Bushnell 2:09-Bakari 2:14) 8:36.83, 3-Washington State 8:55.80.

LJ, 1-Mealey Smith (Wash) 20'5/2w (20'0/2 legal), 2-Shari Milton (Wash) 20'2.

3000, 1-Patsy Sharples (Id) 9:25.61, 2-Deanna Schiedler (Ore) 9:28.25, 3-Nancy Scardina (Atoms) 9:34.54.

1500, 1-Ranza Clark (Ore) 4:15.19, 2-Lee Arbogast (AW) 4:15.95, 3-Sue Addison (AW) 4:16.74, 4-Ulla Marquette (Vikes) 4:17.16, 5-Claudette Groenendaal (Ore) 4:18.14, 6-Trish Wellman (Vikes) 4:19.97, 7-Sandra Gregg (Club NW) 4:20.48, 8-Debbie Scott (Vikes) 4:21.57, 9-Mary Rapp (AIA) 4:21.63.

4x100 (CIG/JC) Wilson High School 48.34; 4x100, 1-Florida State (Finn-Payne-Cliette-Givens) 44.73, 2-Washington 45.58, 3-Oregon 47.00.

SP, 1-Meg Ritchie (Adidas) 57'3/2, 2-Jennifer Ponath (Wash) 48'7/4, 3-Marsha Mecklenberg (Bobcat TC) 47'9/4.

100H (-1.75), 1-Shirley Walker (Wash) 13.96, 2-Kay Garnett (Ore) 14.18; HJ, 1-Carina Westover (Ore St) 5'11/4, 2-Mary Moore (Wash St) 5'11/4.

TJ, 1-Lynn Saalfield (Wash St) 37'4/2w, 2-Colleen Gibson (Ore St) 37'3.

5000, 1-Kathy Hayes (Ore) 15:48.43, 2-Lynn Williams (Can) 15:53.78, 3-Marty Cooksey (Kan) 16:11.39, 4-Kathy Pfeifer (NMex) 16:16.35, 5-Eryn Forbes (Ore) 16:16.67, 6-Sandra Rettie (Can) 16:30.21.

S Med, 1-Florida State (Finn-Cliette-Givens-Payne) 1:41.46, 2-Washington 1:46.60, 3-Boise State 1:47.23.

4x440, 1-Athletics West (J.Brown-Addison-Arbogast-Emerson) 3:41.44, 2-Oregon 3:47.44, 3-Washington 3:48.64, 4-Montana 3:55.55.

DT, 1-Meg Ritchie (Adidas) 213'4, 2-Kathy Picknell (Ore Int) 183'7, 3-Julie Hansen (PE) 174'7, 4-Julie Jones (BYU) 168'7, 5-Cora Aguilar (Spokane CC) 159'8, 6-Becki Levi (Az) 153'5.

# HIGH SCHOOL TRACK by Rich Ede

## TEXAS STATE MEET

Austin, Texas, May 5: Jolanda Jones was a one woman wrecking crew as her individual 38 points gave Elsie (Alief) a co-championship with Carter (Dallas). Jones won the 800, 400, high jump and claimed second in the long jump. The high jump mark (6'1 1/2) was her best despite coming with precious little time before the 800. Jones' final 400, coming in 98 degree heat, was 55 flat, this after her 19'7 3/4 long jump and 2:11.7 800. Lisa Ford (Poly/Ft Worth) claimed both short sprints in the 4A Division.

RESULTS: 100 (5A), 1-Tracy Mayfield (Southwest/SW) 11.5, 2-Dyan Weber (Westbury/Houston) 11.6, 3-Oat Lowe (Richardson) 11.8, 4-Cindy Hill (S Oak Cliff/Dallas) 11.8, 5-Wanda Clay (Forest Brook) 11.9, 6-Helen Mae Nelson (Arlington Hts/Ft Worth) 11.9.

100 (4A), 1-Lisa Ford (Poly/Ft Worth) 11.4, 2-Jackie Sanford (El Campo) 11.5; (3A) 1-Latonza Wayne (Gilmer) 11.7, 2-Emelda Clayton (Altair Rice) 11.8, 3-Sherry Anderson (Lindale) 11.9, 4-Yvonne Nicholas (Cole/San Antonio) 11.9, 5-Susanne Davis (Needville) 11.9.

100 (2A), 1-Cynthia Jones (Frisco) 11.8, 2-Linda Weatheron (Clarendon) 11.9; (1A) Karen Johnson (Valley Mills) 12.1.

200 (5A), 1-Kim Walker (Carter/Dallas) 24.2, 2-Webber 24.3, 3-Pamela Mathis (Smiley/Houston) 24.9; (4A) Ford 24.1, 2-Maria Shinaut (Hirschi/Wichita Falls) 24.8.

200 (3A), Terri Clayton (Altair Rice) 25.4; (2A) Weatheron 25.4; (1A) Sharon Hicks (Beckville) 25.8.

400 (5A), 1-Jolanda Jones (Elsik/Alief) 55.0, 2-Vonda Morgan (S Oak Cliff) 55.2, 3-JoAnn Caraway (Aldine) 55.9; (4A) Sylvia Brydson (Silsbee) 55.5; (3A) Anderson 56.0; (2A) Tammy Brautigam (Temple Acad) 57.1; (1A) Demetrix Parks (Dawson) 58.2.

800 (5A), 1-Jones 2:11.7, 2-Betsy Koster (Temple) 2:13.0; (4A) Barbara Lewis (Brenham) 2:11.1; (3A) Sandra Mitchell (Diboll) 2:15.5; (2A) Kay Ford (White Deer) 2:20.8; (1A) Darla Graham (Iraan) 2:19.2.

1600 (5A) Brenda Moore (Amarillo) 4:52.6; (4A) 1-Sheila Quigley (Westlake/Austin) 4:57.3, 2-Kim Whitaker (New Braunfels) 5:01.0; (3A) Laura Baker (Bridgeport) 5:20.1; (2A) Karol Kubicek (Celina) 5:18.7; (1A) Graham 5:27.0.

3200 (5A), 1-Kathy Smith (Churchill/San Antonio) 10:50.9, 2-Crystal McGuire (Highland Park/Dallas) 10:52.7; (4A) Whitaker 10:45.8; (3A) Cassie Davis (Hitchcock) 11:33.6 (2A) Jody Dunston (Bloomington) 11:40.2; (1A) Brenda McPherson (Happy) 11:54.5.

100H (5A), 1-Mary Roy (French/Beaumont) 13.5w, 2-Keri Harris (Gregory/Portland) 13.8w, 3-Betty Collins (Amarillo) 14.0w, 4-Gatha Jamison (Longview) 14.0w, 5-Julie Lewis (Converse Judson) 14.1w, 6-Teresa Grant (Burgess/El Paso) 14.3w.

100H (4A), Brenda Hawkins (Palestine) 14.2, 2-Lisa Kelly (Castleberry/Ft Worth) 14.3; (3A) 1-Karen Ryan (Goliad) 14.3, 2-Stephanie Joshua (Diboll) 14.4; (2A) Dee Dee Suggs (Marion) 14.5; (1A) Patricia Chadwick (Gary) 14.8.

HJ (5A), 1-Jones 6'1 1/2, 2-Sharon Elmore (Copperas Cove) 5'9, 3-Clarissa Davis (Jay/San Antonio) 5'9; (4A) Melinda Clark (A&M Consolidated) 5'10.

HJ (3A), Brandy Stubblefield (Splendor) 5'8; (2A) Jill Rippenrapp (Little Elm) 5'9; (1A) Jo Nell Miles (Prairie Lea) 5'6.

LJ (5A), 1-Keri Harris (Gregory/Portland) 19'11, 2-Jones 19'7 3/4, 3-Kim Guthrie (Amarillo) 18'9 3/4, 4-Mary Roy (French/Beaumont) 18'8 1/2; (4A) Cynthia Cook (Carter Riverside/Ft Worth) 18'11 1/2.

LJ (3A), 1-Lori Masters (Grossbeck) 18'10, 2-Sherry Anderson (Lindale) 18'6 1/2; (2A) Cynthia Jones (Frisco) 18'4 1/2; (1A) Mary Cary (Detroit) 17'7 3/4.

TJ (5A), 1-Monica Brewer (Reagan/Austin)

38'9, 2-Monica Taylor (Ellison/Killeen) 38'1 3/4; (4A) 1-Cook 40'2 3/4, 2-Lisa Knopp (Fredericksburg) 38'11 3/4, 3-Armanda Anderson (Georgetown) 38'10 3/4, 4-Diane Willis (Jasper) 38'9 3/4, 5-Wynell Martin (Northside/Ft Worth) 38'0 1/4.

TJ (3A), 1-Sandra Washington (Cuero) 38'10 1/2, 2-Charlotte Lewis (Robinson/Waco) 38'5 1/4, 3-DeShun Williams (Hillsboro) 38'2; (2A) Charlotte Jones (Frisco) 38'6 1/2; (1A), Miles 37'3 1/4.

SP (5A), 1-Shay Hamilton (Texas/Texas-arkana) 43'2 3/4, 2-Meshell Graham (Greenville) 42'2, 3-Andrea Carter (Waltrip/Houston) 41'11 3/4, 4-Melita Sconiers (Anderson/Austin) 41'11, 5-Pat Kindred (Fox Tech) 41'9 1/4.

SP (4A), 1-Wanda Gardner (DeSoto) 43'3, 2-Kim Cave (Sinton) 42'10 3/4, 3-Angie Ellis (Bay City) 42'10 1/4; (3A) 1-Monica Johnson (Electra) 42'6 1/2, 2-Daphne Harvey (Aransas Pass) 42'1 1/2; (2A) Marie Rusk (Garrison) 39'9 3/4; (1A) Leslie Rose 40'0 1/2.

DT (5A), 1-Sherry Deckard (Nacogdoches) 146'7, 2-Kelly Bertka (Eastwood/El Paso) 145'2, 3-Latricia Frank (La Marque) 134'7, 4-Lori Hackler (Vidor) 134'1, 5-Kindred 131'4.

DT (4A), 1-Gwen Pickett (Westlake/Austin) 133'4, 2-Gardner 131'2; (3A) Harvey 127'2; (2A) Bessie Haskins (Hull/Daisetta) 129'0; (1A) Teri Augubright (Agua Dulce) 137'2.

4x100 (5A), 1-South Oak Cliff (Dallas) 46.8, 2-La Marque 46.9, 3-Carter (Dallas) 47.4, 4-Converse Judson 47.5, 5-Houston (San Antonio) 47.6, 6-Smiley (Houston) 47.7.

4x100 (4A), Sweetwater 47.9; (3A) 1-Gilmer 47.6, 2-Diboll 47.8; (2A) Frisco 47.9; (1A) Falls City 49.7.

4x200 (5A), 1-Charlton-Pollard (Beaumont) 1:38.0, 2-Carter (Dallas) 1:38.4, 3-Ball (Galveston) 1:39.1, 4-Arlington Hts (Ft Worth) 1:39.7, 5-Texas (Texas-arkana) 1:39.8.

4x200 (4A), Paris 1:40.4; (3A) Westwood (Palestine) 1:42.7; (2A) Hamlin 1:41.5; (1A), Falls City 1:46.4.

4x400 (5A), 1-Sterling (Houston) 3:49.1, 2-Madison (Houston) 3:54.8; (4A) 1-Brenham 3:47.5, 2-Polytechnic (Ft Worth) 3:52.6, 3-Silsbee 3:52.5, 4-Flour Bluff (Corpus Christi) 3:54.2.

4x400 (3A), Diboll 3:56.4; (2A) Frisco 3:55.0; (1A) Falls City 4:07.4.

Teams: (5A) Elsie and Carter 38, Amarillo and South Oak Cliff 32; (4A) Sweetwater 42, Polytechnic 40; (3A) Altair Rice and Diboll 58; (2A) Frisco 76; (1A) Falls City 60.



## CARLETON INTERSCHOLASTIC

Northfield, Minn, May 5: 100, 1-Mary Kolacka (Edina) 13.19, 2-Sara Schroeffer (Moundsview) 13.19; 200, Schroeffer 27.42; 400, Danijela Vicanovic (Minnetonka) 59.74.

800, Anne Hills (Moundsview) 2:15.4; 1600, Patti Walsh (Moundsview) 5:22.8; 3200, Amy Thompson (Minnetonka) 11:40.31.

100H, Becca Rhodes (Northfield) 15.49; 300H, Beth Lindblad (St Louis Park) 46.23.

4x100, Wayzata 52.02; 4x400, St Louis Park 4:06.46; 4x800, Fairbault 9:56.5.

SP, Tracey Warner (Eden Prairie) 39'5 1/2; DT, Debbie Bohn (Minnetonka) 121'0; JT, March Muench (Hastings) 99'9.

HJ, Willey (Wayzata) 5'1; LJ, Ciemierowski (Wayzata) 16'8.

Scores, 1-Minnetonka 72, 2-Mounds View 68, 3-Eden Prairie 65.



Kelly Madden won the high school 1500 at the Penn Relays. (Jeff Johnson photo).

## CALIFORNIA STATE MEET

Los Angeles Coliseum, June 2: California's year-old Regional format, (now discarded by CIF officials), took some of the quality out of the State meet again, but not the top quality as two National Federation records fell, and multi-talent was the word of the day.

Wendy Brown won the State title for Woodside by winning all three jumps and placing second in the short hurdles. Capping the effort was a Federation record in the triple jump of 42'10 1/2 (although Brown has windy jumps beyond the 43 foot mark this year).

Sweetwater's Yolanda Devers set the other National Federation mark, clipping .01 off her week-old 100H mark with 13.41. Devers also won the 100 (11.51) and took second in the long jump.

The other National record holder in the meet, Leslie Maxie (Mills/Millbrae) won the 300 hurdles in the second fastest time ever (40.90) but could manage only fifth in the short barriers in 13.87.

Pre-meet favorite Compton dropped the baton while leading the 400 relay and had to settle for a second place tie with Locke. Locke was led, as usual, by Chewaukii Knighton who led a southern California sweep of the 400 in 52.67, took fourth in the 100 (11.75) and third in the 100 hurdles (13.61) and contributed a 51.6 anchor on the 3:38.65 relay team.

100, 1-Yolanda Devers (Sweetwater/National City) 11.51, 2-Pam Qualls (Burbank/Sacramento) 11.63, 3-Parros (Santa Monica) 11.73, 4-Chewaukii Knighton (Locke/LA) 11.75, 5-Roberts (Cerritos) 12.03, 6-Drew (Roseville) 12.07.

200, 1-Paulette Blalock (Compton) 23.59, 2-Qualls 23.77, 3-Tish Giddens (Locke) 23.97, 4-Parros 24.02, 5-Roberts 24.09, 6-Compton (Albany) 24.41.

# 1984 USA TOP TWENTY



National high school record-holder for the 300 hurdles, Leslie Maxie ran 40.90 to win the California State Championship. (Victor Sailer photo).

400, 1-Knighten 52.67, 2-Wilson (Muir/Pasadena) 53.89, 3-Andrea Rolfe (Dorsey/LA) 54.24, 4-Janice Farwell (Millikan/Long Beach) 54.51.

800, 1-Trena Hull (Compton) 2:04.91, 2-Kerry Zaleski (Millikan/Ljunior) 2:05.87, 3-Dowell (Santa Teresa/San Jose) 2:09.94, 4-Laura Chapel (Irvine) 2:10.92, 5-Tubman (Davis) 2:11.56, 6-Villegas (Bell) 2:12.30.

1600, 1-Shannon Clark (Mt View) 4:47.52, 2-Hull 4:47.70, 3-DeBettencourt (Carondolet/Concord) 4:50.71, 4-Laura Cattivera (Mira Costa/Redondo Beach) 4:51.57, 5-Ritchot (Edison/Huntington Beach) 4:55.39, 6-Snyders (Edison) 4:56.85.

3200, 1-Kirsten O'Hara (Palos Verdes) 10:11.62, 2-Maureen Winner (Torrey Pines/Del Mar) 10:40.12, 3-Joni Mooney (Vacaville) 10:45.81, 4-Chamberlain (Leigh/San Jose) 10:49.80, 5-McAffee (Del Oro/Loomis) 10:50.08, 6-Pam Thompson (Saugus) 10:56.30.

100H, 1-Devers 13.41, 2-Wendy Brown 13.59, 3-Carrie Franklin (Muir) 13.87, 4-Leslie Maxie (Mill/junior) 13.87, 6-Budwig (Clovis West/Fresno) 14.05.

300H, 1-Maxie 40.90, 2-Michelle Taylor (Ganesha/Pomona, junior) 41.44, 3-King (Fremont/LA) 42.55, 4-Farwell 42.76, 5-Brown (Drake/San Anselmo) 42.87, 6-Jannene Vickers (Pomona, frosh) 43.70.

4x100, 1-Hawthorne 45.99, 2-Muir 46.61, 3-Burbank/Sacramento 47.02, 4-Berkeley 5-Millikan 47.60.

4x400, 1-Locke 3:38.65, 2-Compton 3:40.76, 3-Millikan 3:43.35, 4-Hawthorne 3:46.02, 5-Ei Cerrito 3:51.14, 6-St Francis (Mt View) 3:52.95.

HJ, 1-Brown 6'1½, 2-Vidakovits (St Francis) 5'10, 3-Carrasco (Anaheim) 5'10, 4-Johnson (Clovis) 5'10, 5-Wooten (Bella Vista/Fair Oaks) 5'9.

LJ, 1-Brown 20'9¾, 2-Devers 20'6¼, 3-Yvette Bates (Berkeley) 19'7½, 4-Roberts (Cerritos) 19'2¼, 5-Lawson (St Francis) 19'1½.

TJ, 1-Brown 42'10½, 2-Bates 42'6½w, 3-Hudson (Rio Linda/Sacramento) 40'4, 4-Diggs (Salinas) 39'6½, 5-Robinson (Manual Arts/LA) 39'3, 6-Camille Robertson (Redlands) 38'4¼.

SP, 1-Pam Alexander (Arlington/Riverside) 46'3½, 2-Floyd (Oak Grove) 45'0¼, 3-Beckenbauer (Los Altos) 43'7¾, 4-Elkins (Manteca) 41'1¼, 5-Merancio (Parlier) 41'5¼.

DT, 1-Hom (Cordova/Rancho Cordova) 159'1, 2-Brown (Vacaville) 143'5, 3-Blockton (Burbank) 142'2, 4-Celeste Paquette (Rancho Alamitos/Garden Grove) 139'1, 5-Weenig (Laguna Beach) 135'8, 6-Niko (Mt Eden/Hayward) 130'1.

Scores: 1-Woodside 38, 2-Compton and Locke 36, 4-Sweetwater and Burbank (Sacramento) 28.

Marks received to 26 June. Send additions and/or corrections to WTFW, PO Box 850, Cedar Glen, Cal 92321.

## 100 METERS

11.12	Merlene Ottey (Un/Jam) 11.07w
11.14	Alice Brown (WCAC) 11.07w
11.15	Jeanette Bolden (WCAC)
11.16	Evelyn Ashford (PE) 10.78w
11.16h	Velina Harris (Sthn)
11.23	Zelda Johnson (Cal JC)
11.24	Sherri Howard (CSLA)
11.25h	Diane Williams (PE)
11.27	Randy Givens (FI St) 11.06w
11.27	Chandra Cheeseborough (AW)
11.29	Grace Jackson (Atoms/Jam)
11.31h	Kathrene Wallace (Tx Sth)
11.34	Mary Bolden (Tn) 11.23
11.36	Valerie Brisco (WCAC) 11.02w
11.36	Michelle Glover (Hst) 11.21w
11.37	Lisa Hopkins (PE)
11.37h	Jackie Washington (Hst) 11.17w
11.39h	Angela Thacker (Nb)
11.41	Gwen Torrance (Ga)
11.41	Florence Griffith (WCAC)
11.41h	Hellette Flowers (Sthn)
11.41	Inger Peterson (UNLV)

## 200 METERS

22.16	Valerie Brisco (WCAC) 22.13w
22.20	Merlene Ottey (Un/Jam)
22.33	Grace Jackson (Atoms/Jam)
22.40	Florence Griffith (WCAC) 22.16w
22.59	Randy Givens (FI St)
22.67	C.Cheeseborough (AW) 22.52w
22.67	Pam Marshall (CA) 22.59w
22.76	Evelyn Ashford (PE)
22.81	Brenda Clette (FI St)
22.97	Sherri Howard (CSLA) 22.78w
23.00h	Mary Bolden (Tn)
23.02	Marita Payne (FI St/Can) 22.97w
23.12	Zelda Johnson (Cal JC)
23.13h	Janet Davis (FI St)
23.15h	Angela Thacker (Nb)
23.16	LaShon Nedd (WCAC)
23.18	Alice Brown (WCAC)
23.32	Lisa Hopkins (PE)
23.32	Diane Dixon (Atoms)
23.38	Dannette Young (AI A&M)

## 400 METERS

49.28	Chandra Cheeseborough (AW)
49.79	Valerie Brisco (WCAC)
50.19	Lillie Leatherwood (Al)
50.40	Sherri Howard (CSLA)
51.05	Marita Payne (FI St/Can)
51.05	Denean Howard (CSLA)
51.08h	Evelyn Ashford (PE)
51.11	Florence Griffith (WCAC)
51.26	Diane Dixon (Atoms)
51.26	Roberta Belle (PE)
51.40	Charmaine Crooks (UTEP/Can)
51.80	Nawal El Moutawakil (ISU/Mor)
51.90s	Alice Jackson (Ms Int)
51.92q	Brenda Clette (FI St)
52.18	Ruth Waithe (Az/Ken)
52.19	Cathy Rattray (Tn/Jam)
52.31	Choo Choo Knighten (Cal HS)
52.32s	Gwen Gardner (LAM)
52.35s	Merry Johnson (Met Str)
52.38s	Kelia Bolton (PE)

## 800 METERS

1:58.50	Kim Gallagher (PE)
1:59.34	Ruth Wysocki (Brooks)
1:59.77	Robin Campbell (PE)
2:00.35s	Essie Washington (AW)
2:00.48s	Cynthia Warner (LAM)
2:00.94s	Delisa Walton (Adidas)
2:00.98s	Sue Addison (AW)

2:01.12	Diane Richburg (Gaz Int)
2:01.15	Joetta Clark (Tn)
2:01.51h	Chris Gregorek (AW)
2:01.51s	Claudette Groenendaal (Ore)
2:01.59s	Louise Romo (Cal)
2:01.70h	Gail Conway (Air Force)
2:02.81	Tina Krebs (Clem/Den)
2:02.86h	Lee Arbogast (AW)
2:03.21h	Rose Monday (PE)
2:03.30	Annette Campbell (Ok)
2:03.59	Patty Bradley (Vil)
2:04.10	Veronica McIntosh (Vil)
2:04.16	Ranza Clark (Ore/Can)

## 1500 METERS (\*=HT +0.14; @=Intermediate time)

3:59.19	Mary Decker (AW)
4:00.18	Ruth Wysocki (Brooks)
4:04.07	Diane Richburg (Gaz Int)
4:06.91	Missy Kane (Adidas)
4:06.91	Sue Addison (AW)
4:07.42	Darlene Beckford (Lib AC)
4:08.08	Kim Gallagher (PE)
4:09.29	Louise Romo (Cal)
4:09.43	Chris Gregorek (AW)
4:09.74	Francie Larrieu (NBTC)
4:09.94	Cindy Bremser (Wis Un)
4:11.15s	Lee Arbogast (AW)
4:11.33s	Regina Jacobs (Stan)
4:11.44* @	Jan Merrill (AGAA)
4:11.54*	Joan Hansen (AW)
4:11.72	Cathy Branta (Wis)
4:12.00	Mary Knisley (Met Str)
4:12.84*	Sue Girard (Gtn)
4:12.94	Deb Pihl (Kan St)
4:13.98	Chris Hughes (NBTC)

## 3000 METERS (\*=HT +0.14)

8:34.91	Mary Decker (AW)
8:41.19	Cindy Bremser (Wis Un)
8:41.43	Joan Hansen (AW)
8:49.59	Monica Joyce (Conv/Ire)
8:49.94	Cathy Branta (Wis)
8:50.85	Francie Larrieu (NBTC)
8:54.91h	PattiSue Plumer (Stan)
8:55.15h	Brenda Webb (AW)
8:59.86h	Cathey Twomey (AW)
8:59.80	Mary Knisley (Met Str)
8:59.25h	Sabrina Dornhoefer (Mo)
8:59.48h	Eleanor Simonsick (Un)
8:59.50h	Maggie Keyes (AW)
9:01.02	Jeri Finch (AIA/Can)
9:02.28h	Betty Springs (AW)
9:01.31	Jan Merrill (AGAA)
9:01.61	Lesley Welch (BUTC)
9:03.86	Shelly Steely (FI)
9:05.87	Becky Cotta (Pur)
9:06.14*	Suzanne Girard (Gtn)

## 5000 METERS (\*=HT +0.14)

15:22.76	Brenda Webb (AW)
15:29.14*	PattiSue Plumer (Stan)
15:29.85	Midde Hamrin (Hst R/Swe)
15:39.50	Julie Brown (Adidas)
15:39.72	Betty Springs (AW)
15:40.97	Shelly Steely (FI)
15:41.82	Cindy Bremser (Wis Un)
15:42.03	Monida Joyce (Conv/Ire)
15:43.21	Lisa Martin (Un/Aus)
15:45.08	Katie Ishmael (Wis)
15:45.28	Carol Urish (Brooks)
15:45.52	Ailson Wiley (Stan/Can)
15:47.64	Nan Doak (Hawkeye TC)
15:48.43	Kathy Hayes (Ore)
15:48.44	Cathy Branta (Wis)
15:53.04*	Joan Nesbit (N Car)
15:57.34*	Regina Joyce (Conv/Ire)

# 1984 USA TOP 20 (continued)

15:45.86 Suzanne Girard (Gtn)  
 15:58.57 Lynn Nelson (Az St)  
 16:00.01 Marty Cooksey (Kang)

## 10000 METERS (\*=HT +0.14)

32:07.41 Joan Benoit (AW)  
 32:35.84\* Regina Joyce (Brooks/Ire)  
 32:37.37 Katie Ishmael (Wis)  
 32:43.81 Kathy Hayes (Ore)  
 32:50.74 Lisa Martin (Un/Aus)  
 32:51.23 Carey May (BYU/Ire)  
 32:52.91 Marty Cooksey (Kang)  
 32:54.19 Joan Nesbit (N Car)  
 32:55.15 Margaret Groos (AW)  
 33:03.16 Carol Urish (Brooks)  
 33:03.84\* Ellen Lyons (SMTTC)  
 33:04.96 Glynis Quick (Met Str/NZ)  
 33:05.84\* Chris McMiken (Ok St/?)  
 33:05.96 Linda King (Va Tech)  
 33:22.58 Beth Farmer (FI)  
 33:24.33 Debbie Eide (Nike)  
 33:25.80 Tori Neubauer (Wis/LC)  
 33:26.53 Cathy Schiro (NJ HS)  
 33:37.14\* Jill Molen (Utah)  
 33:42.94\* Kellie Cathey (NBTC)

## 100m HURDLES

12.93 Steph. Hightower (Bud) 12.78w  
 12.97s Benita Fitzgerald (Adidas)  
 13.01 Kim Turner (UTEP) 12.96w  
 13.07h Pam Page (PE)  
 13.14 Candy Young (FD) 13.03w  
 13.28h Rhonda Scott (Sth) 13.20w  
 13.32 Rhonda Brady (Tiger Int)  
 13.33 Debby Smith (CA)  
 13.35 Tonya Lowe (Ky)  
 13.36 Maria Usifo (Tx Sth/? ) 13.35w  
 13.40 Patricia Davis (St Aug)  
 13.44s Linda Weekly (Atoms)  
 13.45 Sherifa Sanders (Ok)  
 13.46 Gayle Watkins (SCC) 13.35w  
 13.47 Rhonda Blanford (Nb) 13.34w  
 13.47h Arnita Epps (Tx Sth) 13.20w  
 13.51 Lori Smith (Adidas)  
 13.52 Jodi Anderson (PE)  
 13.55 CeCe Chandler (CP/SLO)  
 13.55 Missy Jerald (WCAC)

## 400m HURDLES

54:93 Judi Brown (Nike)  
 55.20 Leslie Maxie (Cal HS)  
 55.33 Angie Wright (Bud)  
 55.37 Nawal El Moutawakil (ISU/Mor)  
 55.58 Sharrieffa Barksdale (Tn)  
 55.60 Lori McCauley (Adidas)  
 56.02 LaTanya Sheffield (Maccabi)  
 56.26 Patty Bradley (VII)  
 56.42 Edna Brown (Atoms)  
 56.42s Robin Marks (Un)  
 56.48s Piper Bressant (FI)  
 56.57 Sandra Farmer (CSLA/Jam)  
 56.91h Colleen Cozzetto (Moscow USA)  
 57.22s Sybil Perry (Pur)  
 57.36h Lexie Beck (CA)  
 57.39 Maria Usifo (Tx Sth/?)  
 57.51h Leisa Davis (Un)  
 57.57 Kathy Freeman (Sthn)  
 57.59 Ovril Brown (FI St/Jam)  
 57.69 Evalene Hatcher (Un)

## HIGH JUMP

6'4 Louise Ritter (PCC)  
 6'4 Pam Spencer (PE)  
 6'2 3/4 Debbie Brill (PCC/Can)  
 6'2 3/4 Joni Huntley (PCC)  
 6'2 1/4 Wendy Brown (Cal HS)  
 6'2 Jane Frederick (AW)  
 6'2 Phyllis Blunston (Adidas)  
 6'1 1/2 Sue McNeal (CP/SLO)  
 6'1 1/2 Jolanda Jones (Tx HS)  
 6'1 1/2 Katrina Johnson (Az)  
 6'1 1/4 Debbie Larsen (Un)  
 6'1 1/4 Tonya Alston (UCLA)

6'1 1/4 Mary Moore (Wash St)  
 6'1 1/4 Lisa Bernhagen (Id HS)  
 6'1 1/4 Frances Calcutt (Un)  
 6'1 Shelly Fehrman (CSLB)  
 6'1 Heather Smith (Nb)  
 6'1 Carina Westover (Ore St)  
 6'0 1/2 Jane Clough (Ok)  
 6'0 1/2 Disa Gisladdottir (Al/Ice)  
 6'0 1/2 Janet Nicolls (CP/P)  
 6'0 1/2 Kym Carter (Hst)  
 6'0 1/2 Bonnie Harrington (Ball St)  
 6'0 1/2 Cindy Greiner (AW)  
 6'0 1/2 Rita Graves (Kan St)  
 6'0 1/2 Jan Cheesbro (CCTC)  
 6'0 1/2 Camille Harding (Az)

## LONG JUMP

22' 10 1/2 Carol Lewis (Hst) 23'0 3/4w  
 22' 4 1/4 Angela Thacker (Nb)  
 22' 4 1/4 Jackie Joyner (WCAC)  
 22' 2 1/2 Evalene Hatcher (Un)  
 22' 1 1/2 Jennifer Inniss (Un/Guy)  
 22' 0 1/4 Shonell Ferguson (Un/Bah)  
 21' 7 1/4 Gwen Loud (Haw) 22'5 3/4w  
 21' 6 1/4 Jodi Anderson (PE)  
 21' 6 Kathy Rankins (Ga)  
 21' 5 Sabrina Douglas (St Aug)  
 21' 2 1/4 Carla Seldon (Ang St) 21'9w  
 21' 2 1/4 Sabrina Williams (USC)  
 21' 1 3/4 Pat Johnson (Un)  
 21' 1 1/2 Teresa Allen (Howard)  
 21' 0 Janet Yarbrough (Un)  
 21' 0 Meledy Smith (Wash) 21'4 3/4w  
 21' 0 Veronica Bell (SCC)  
 20' 10 3/4 Donna Thomas (Un) 21'3 1/4w  
 20' 10 1/2 Sheila Nicks (UNLV)  
 20' 9 3/4 Wendy Brown (Cal HS)

## TRIPLE JUMP

43' 4 1/4 Terri Turner (Tx) 44'4 1/4w  
 42' 10 1/2 Wendy Brown (Cal HS) 43'2 1/2w  
 42' 5 1/4 Yvette Bates (Cal HS)  
 42' 3 Tammy Stevenson (Sthn)  
 40' 11 1/2 Maya Benzoor (N Az/Isr) 41'3 3/4w  
 40' 10 3/4 Ann Fister (Ab Chr) 40'11 1/2w  
 40' 9 Hanna Humphreys (Penn St)  
 40' 7 1/4 Anna Van (Az St)  
 40' 6 1/2 Robyne Johnson (Tx) 41'4 3/4w  
 40' 5 1/2 Vicki Buford (Tusk)  
 40' 4 Sheila Hudson (Cal HS)  
 40' 2 3/4 Cynthia Cook (Tx HS)  
 40' 2 3/4 CeCe Chandler (CP/SLO)  
 40' 2 3/4 Barbro Sjoberg (Ang St)  
 40' 2 1/2 Chandra Roberts (CSLB)  
 40' 2 1/2 Jewel Lovelady (RRTC)  
 40' 2 Renita Robinson (Cal HS)  
 40' 0 1/4 Michelle Neal (Jks St)  
 40' 0 Deidre Smith (Tx Sth)  
 40' 0 Linda Groen (Iowa St)

## SHOT PUT

59' 1 1/2 Ria Stalman (Un/Hol)  
 58' 8 3/4 Lorna Griffin (AW)  
 58' 3 3/4 Ramona Pagel (SDi)  
 57' 3 1/2 Meg Ritchie (Adidas/GB)  
 56' 11 Carol Cady (Stan)  
 56' 2 1/2 Bonnie Dasse (CA)  
 55' 9 3/4 Regina Cavanaugh (PE)  
 55' 1 Natalie Kaaiawahia (Az St)  
 55' 0 1/4 Elaine Sobansky (Penn St)  
 54' 11 1/4 Peggy Pollock (CA)  
 54' 11 1/4 Sandy Burke (Taunton TC)  
 54' 3 1/2 Denise Wood (Adidas)  
 54' 2 1/2 Maria Walton (Md TC)  
 54' 0 1/2 Sharon Hamilton (RRTC)  
 53' 0 3/4 Kathy Picknell (Bud)  
 52' 11 1/2 Pat Walsh (Tn/Ire)  
 52' 8 Nini Davis (PAL)  
 52' 6 1/2 Teresa Williford (LSU)  
 52' 2 1/4 Marcia Mecklenberg (Bobcat TC)  
 52' 2 Diane Clements (Adidas)

## DISCUS THROW

221' 9 Ria Stalman (Adidas/Hol)  
 213' 11 Leslie Deniz (Un)  
 213' 4 Meg Ritchie (Adidas/GB)  
 208' 0 Lorna Griffin (AW)  
 206' 6 Carol Cady (Stan)  
 196' 4 Laura DeSnoo (SDi)  
 194' 3 Kathy Picknell (Ore Int)  
 192' 5 Penny Neer (Un)  
 186' 9 Quenna Beasley (Bud)  
 184' 11 Ramona Pagel (SDi)  
 185' 7 Julie Hansen (PE)  
 184' 6 Pat Walsh (Tn/Ire)

182' 9 Lynne Anderson (Mn)  
 182' 2 Denise Wood (Adidas)  
 181' 6 Becky Fettig (Mn)  
 180' 2 Pia Iacovo (Al)  
 179' 8 Natalie Kaaiawahia (Az St)  
 178' 5 Karen Nickerson (Stan)  
 178' 4 Karen McDonald (Tn)  
 178' 4 Diane Oswalt (CS Hay)

## JAVELIN THROW

203' 8 Karin Smith (AW)  
 197' 10 Lynda Sutfin (Un)  
 192' 7 Kate Schmidt (PE)  
 187' 1 Cathy Sulinski (ML)  
 184' 4 Suzie Ray (WCAC)  
 184' 2 Iris Gronfeldt (Al/Ice)  
 183' 8 Sonya Smith (Ab Chr/Ber)  
 181' 9 Kathy Calo (Un)  
 180' 0 Anne-Grethe Baeraas (Kan/Nor)  
 179' 4 Lorna Martinson (Un)  
 178' 10 Carla Battaglia (Ind)  
 178' 9 Karen Martin (Ind)  
 178' 3 Roz Rouse (PE)  
 177' 11 Dodie Campbell (Az St)  
 177' 11 Patty Kearney (Ore Int)  
 177' 4 Deanna Carr (PE)  
 177' 3 Debbie Williams (CA)  
 176' 0 Joanne Davis (UCSB)  
 176' 0 Pam Passera (Tn)  
 176' 0 Lori Mercer (FI)

## HEPTATHLON

6520 Jackie Joyner (WCAC)  
 6413 Jodi Anderson (PE)  
 6204 Cindy Greiner (AW)  
 6153 Patsy Walker (Un)  
 5856 Debra Larsen (Un)  
 5856 Sheila Tarr (UNLV)  
 5841 Joan Russell (CA)  
 5818 Marlene Harmon (PE)  
 5793 Myrtle Chester (Tn)  
 5698 Kerry Bell (CA)  
 5697 Deb Clark (Nb)  
 5688 Mary Harrington (Un)  
 5659 Tonya Alston (UCLA)  
 5613 Janet Nicolls (CP/P)  
 5613 Susan Brownell (Outreach)  
 5594 Linda Spenst (Md)  
 5582 Sharon Hatfield (USC)  
 5560 Tracy Hanlon (Army)  
 5559 Li-Jiau Tsai (Md SAC/Tai)  
 5539 Carla Battaglia (Ind)

## 4x100 RELAY

43.20 World Class AC  
 43.54\* Florida State  
 43.92 Houston  
 44.16 Tennessee  
 44.23 Nebraska  
 44.42 Atoms TC  
 44.47 Texas  
 44.53 Tennessee State  
 44.68 Puma Energizer  
 44.88 Arizona State  
 44.91 Prairie View  
 44.92h Texas Southern  
 45.01 SC Cheetahs  
 45.04 Hawkeye TC  
 45.06 Arizona  
 45.20 Washington  
 45.24\* Georgia  
 45.36 Ms International  
 45.52 LSU  
 45.53 Villanova

## 4x400 RELAY (\*=HT +0.14; †=4x440y -1.20)

3:27.73† Florida State  
 3:29.63† Puma Energizer  
 3:30.99 Tennessee  
 3:31.16† NY PAL  
 3:32.95 Grambling  
 3:33.34 Texas Southern  
 3:33.44\* Atoms TC  
 3:34.44\* Ms International  
 3:34.89 Texas  
 3:35.58 Houston  
 3:36.22 Arizona  
 3:36.60 Prairie View  
 3:37.08 World Class AC  
 3:37.14 Purdue  
 3:37.41† Indiana  
 3:37.48 Rice



## ALL-AROUND THROWER UPDATE

By Joan Stratton

Listed below is an update of our All-Around Thrower contest as supplied by Joan Stratton. Ms Stratton says, "14 of the top 20 have improved their scores if not the place - and there are two new names on the list. Ramona Pagel of San Diego State probably has the most impressive improvements with 55 feet (302 pts) spread out over all three events. We will have the new final 1984 tabulations early next year. This chart was prepared in mid-May and there will be many changes over the next few months. Interesting note, all athletes listed are either USA citizens or competed for a US school. The points shown are from the IAAF scoring table.

Place & Name	Shot Put	Discus Throw	Javelin Throw	Feet	Points	Previous Ranking/Pts
1-Carol Cady (USA)	56'6¾ (83)	207'8 (83)	159'11 (83)	424	3013	1-3013
2-Denise Wood (USA)	56'8½ (83)	189'4 (83)	159'2 (84)	405	2931	2-2923
3-Ramona Pagel (USA)	58'3¾ (84)	186'6 (84)	150'2 (84)	394	2905	19-2603
4-Cindy Crapper (Can)	53'7½ (83)	166'11 (83)	181'10 (82)	398	2873	3-2873
5-Julie Jones (USA)	51'0 (84)	177'8 (83)	169'4 (83)	398	2844	4-2843
6-Pat Walsh (Ire)	53'5½ (84)	187'2 (82)	147'11 (82)	388	2820	5-2796
7-Dana Olson (USA)	45'6 (80)	166'9 (82)	195'0 (82)	407	2796	5-2796
8-Mary Hyden (USA)	53'4 (82)	169'5 (83)	160'2 (84)	382	2789	9-2704
9-Bonnie Dasse (USA)	56'2½ (84)	156'0 (83)	158'7 (83)	370	2765	7-2739
10-Kate Schmidt (USA)	42'7 (?)	146'8 (71)	227'5 (77)	416	2757	15-2636
11-Susie Ray (USA)	49'3½ (81)	151'8 (81)	179'8 (83)	380	2717	8-2717
12-Jackie Nelson (USA)	49'3 (81)	151'2 (81)	178'0 (83)	378	2707	11-2690
13-Lorna Griffin (USA)	58'8¾ (84)	208'0 (84)	89'10 (83)	356	2703	10-2697
14-Cecil Hansen (Nor)	53'10½ (81)	152'11 (81)	152'8 (81)	359	2684	12-2684
15-Peggy Pollock (USA)	57'0¾ (83)	149'6 (83)	141'10 (82)	348	2669	14-2639
16-Robin Small (USA)	49'11¾ (82)	167'7 (82)	141'11 (80)	359	2653	13-2655
17-Laura DeSnoo (USA)	50'6 (84)	196'4 (84)	113'7 (82)	360	2648	-----
18-Rhonda McCausland (USA)	50'8¾ (84)	160'1 (84)	146'5 (83)	357	2641	-----
19-Jodi Smith (USA)	47'2 (82)	159'2 (84)	160'5 (84)	366	2632	22-2542
20-Marilyn Senz (USA)	47'6¾ (?)	151'11 (84)	166'8 (81)	366	2633	16-2630

### USA TOP TWENTY

- 3:37.64\* Dolphin Bronx Int.
- 3:37.70 George Mason
- 3:37.75 El Camino JC, Cal
- 3:38.34\* South Carolina State

### 4x800 RELAY (\*=HT +0.14; †=4x880y -3.0)

- 8:20.22 Tennessee
- 8:20.56† Athletics West
- 8:20.66 Villanova
- 8:33.83† Oregon
- 8:37.96 Purdue
- 8:41.39 Grambling
- 8:43.02 Nebraska
- 8:43.54 Texas
- 8:43.83 Florida State
- 8:44.24† California
- 8:44.40 LA Mercurettes
- 8:45.34 Virginia
- 8:47.05 Michigan
- 8:49.52 Houston
- 8:49.78† Arizona State
- 8:49.94\* Atoms TC
- 8:50.04 Purdue
- 8:50.23 Metroplex Striders
- 8:50.91 Oklahoma
- 8:51.52 Wisconsin

### 4x200m (\*=HT +0.14)

- 1:34.24 Grambling
- 1:34.87 Texas Southern
- 1:34.98 Prairie View
- 1:35.05 Arizona
- 1:35.54\* Tennessee State
- 1:35.74 San Diego State
- 1:36.27 SC Cheetahs
- 1:36.39 Puma-Energizer
- 1:36.44 South Carolina State
- 1:36.94\* Missouri
- 1:37.19 Alabama A&M
- 1:37.30 Kentucky
- 1:37.58 Michigan State
- 1:37.62 Louisiana State
- 1:38.14\* El Camino JC, Cal
- 1:38.14\* Charlton-Pollard HS, Beaumont, Texas
- 1:38.43 Southern
- 1:38.54\* Ms International
- 1:38.54\* Carter HS, Dallas, Tx
- 1:38.74\* Eastern Kentucky

### DISTANCE MEDLEY (\*=HT +0.14)

- 10:53.27 Villanova
- 10:53.97 Tennessee

- 11:07.38 Missouri
- 11:08.06 Florida State
- 11:12.74 Virginia
- 11:18.24\* Michigan
- 11:29.23 Penn State
- 11:31.36 Georgetown
- 11:32.36 Brown
- 11:34.44\* Florida
- 11:41.43 Purdue
- 11:44.76 Northwestern
- 11:45.88 Dartmouth
- 11:52.54\* St. John's
- 11:53.24\* Princeton
- 11:53.84\* Boston College
- 11:55.64\* West Chester



### OLYMPIC MARATHON TRIALS

- 1-Joan Benoit 2:31:04, 2-Julie Brown 2:31:41, 3-Julie Ishphording 2:32:26, 4-Lisa Larsen 2:33:10, 5-Margaret Groos 2:33:38.
- 6-Janice Settle 2:33:41, 7-Nancy Ditz 2:33:52, 8-Martha White 2:34:09, 9-Cathy Schiro 2:34:24, 10-Sue King 2:34:29.
- 11-Ellen Hart 2:35:04, 12-Carol Urish 2:35:09, 13-Martha Cooksey 2:35:42, 14-Jane Weizel 2:35:53, 15-Debbie Eide 2:26:06.
- 16-Patti Catalino 2:36:13, 17-Debby Mueller 2:36:14, 18-Beth Farmer 2:36:22, 19-Ford Madeira 2:36:35, 20-Sarah Quinn 2:36:54.
- 21-Jane Buch 2:37:23, 22-Sue Schneider 2:37:58, 23-Deborah Butterfield 2:38:44, 14-Kelly Spatz 2:38:45, 15-Kim Burns 2:38:45.
- 33-Kelly Spangler 2:40:18....40-Gail Volk 2:41:09....46-Katy Schilly 2:42:45....53-Kim Merritt 2:43:31....62-Laura Dewald 2:44:36.
- 65-Judy Leydig 2:45:12....72-Karen Dunn 2:46:06....75-Kellie Cathey 2:46:22....86-Mary Shea 2:47:30....96-Beth Milewski 2:48:40....116-Nancy Seeger 2:50:33....120-Kiki Sweigart 2:51:01....122-Pam Morris 2:51:13.
- 131-Marion Irvine 2:52:02....133-Susan 2:52:25....157-Sharon Chiong 2:56:32....168-Jacqueline Hansen 3:00:28....192-Jill Molen 3:11:43.

### KALEIDOSCOPE ADDENDA

Anytime you put out a publication of any kind, the gremlins are gonna getcha - mistakes not seen in paste-up, errors in spelling, names misspelled, etc. That's why it always makes me feel good when I can spot an error in one of those BIG publications. The Los Angeles Times made me very happy during the Olympic Trials. They said Mary Decker won the 3000m steeplechase and Kim Turner was the winner in the 110m hurdles. They said Jackie Washington ran 11.60 for third and Wendy Vereen 11.59 for fourth. Piper Bressant was given 56.48 for fourth in her 400m hurdle race, but LaTanya Sheffield ran 56.15 for fifth .....And more: Brenda Cliette ran 23.27 behind Florence Griffith in the 200. Griffith was listed at 23.97.


Report on the heptathlon said Jane Frederick "failed to clear the opening height". Not true. Frederick failed to clear HER opening height. She would have been all right if she had tried THE opening height.....Is it true Jackie Joyner's American Record score was figured wrong? Announced at 6250, but may have been some 30 points less.

Here are some thoughts by Ed Grant, Editor of "New Jersey Track". In a recent issue Grant said, "I think the Russians were right for staying away from LA. They had the wrong reasons, but they were right. A country which allows the major part of its track and field competition to be conducted under other than the IAAF rule book has no business hosting the Olympics. In fact, I'll go further than that and say the USA should be thrown out of the IAAF until The Athletic Congress does something about this situation. Why should we be allowed to be the only country in the world which does not use the rulebook which governs the sport? Granted, it hurts our athletes more than anyone else, but it is still wrong. How do you feel about it?"

Who's the women's tennis champion of the Republic of South Africa? Those bad people who can't run against the rest of the world in track and field? It's Chris Everett Lloyd, that's who. An American. South Africa is well represented internationally in golf, in tennis, in rugby and many other sports. Why can't they run in a track meet? Does Apartheid affect only track people?

Former National Junior Olympic 1500 meter champion, Jennifer Rioux, has followed Michigan coach Francie Goodridge to Wake Forest.

# THE SALES PROS AT FOOT LOCKER. EXPERTS EVEN THE EXPERTS LOOK UP TO.



*“When I play basketball I know the right shoes to put on my feet. But now I’m into other sports, too. So I came to Foot Locker because only Foot Locker has all the top name sport shoes for most every sport in all styles and sizes.*

*“What I found out is that the Foot Locker salesmen—the guys in the striped shirts—know sports and sports shoes like I know basketball and basketball shoes. And that’s saying something. Real pros, those guys!”*

*Wilt Chamberlain*

Foot Locker.


America’s most complete athletic footwear store™

Major credit cards accepted.

WOMEN’S TRACK & FIELD WORLD

**Dolphin** We've been with you from the start

Serving the athletic community for 25 years.  
It is no surprise that today the serious runner naturally turns to Dolphin, the authentic runningwear.



**DOLFIN**  
P.O. BOX 98  
SHILLINGTON, PA 19607

Photographed in the Kline Life Sports Learning Center Dickinson College, Carlisle, PA



## TRACK & FIELD WORLD

- RESULTS
- FEATURES
- STATISTICS
- TECHNIQUE
- PHOTOS

AND MUCH, MUCH MORE

- THE ONLY PUBLICATION IN THE WORLD DEVOTED EXCLUSIVELY TO WOMEN'S TRACK & FIELD.

- PUBLISHED MONTHLY

TO: WTFW  
P.O. BOX 850  
CEDAR GLEN  
CA 92321

**REGULAR**  
**SUBSCRIPTION \$14.**

PLEASE RUSH ME A ONE-YEAR SUBSCRIPTION AT \$14. SAVE \$4 OFF NEWSSTAND PRICE.

NAME \_\_\_\_\_  
ADDRESS \_\_\_\_\_  
CITY \_\_\_\_\_  
STATE \_\_\_\_\_ ZIP \_\_\_\_\_

TO: WTFW  
P.O. BOX 850  
CEDAR GLEN  
CA 92321

**ATHLETE'S**  
**SUBSCRIPTION \$12.**

PLEASE RUSH ME A ONE-YEAR SUBSCRIPTION AT \$12. I AM A MEMBER OF THE FOLLOWING SCHOOL OR CLUB TEAM:

TEAM \_\_\_\_\_  
NAME \_\_\_\_\_  
ADDRESS \_\_\_\_\_  
CITY \_\_\_\_\_  
STATE \_\_\_\_\_ ZIP \_\_\_\_\_

**NIKE**  
Portland, Oregon



**SAFE PASSAGE.**



*The Equinox*