

WOMEN'S TRACK WORLD

MAY 1981
VOL. 12, NO. 9
\$1.50

CALLIE
P.O. BOX
FRESNO
14260515PC
TRACK NEWS
6103
CA 93703

MT. SAC RELAYS


1981 USA INDOOR LIST

THE MAGAZINE FOR WOMEN INTERESTED IN RUNNING THEIR LIVES

What do the Champions say about THE COMPETITIVE EDGE?



Bill Toomey is, in the opinion of many, one of the finest all-round athletes in the world. The winner of the 1968 Decathlon, Bill also set a new World Record in the Olympic Decathlon in 1966 and 1969, is a former "World's Greatest Athlete," and recipient of the "Sullivan Award." In addition to his many sports awards and honors, Toomey also was a member of the Board of Directors of the U.S. Olympic Committee. Currently, he is on the President's Council on Physical Fitness and Sports, and the President's Commission on Olympic Sports.



Mary Rand Toomey set a World and Olympic record for the long jump in Tokyo in 1964 (22' 2 1/4") and was the first woman ever to win a gold medal in the long jump for Great Britain. Mary competed internationally for eleven years before an Achilles tendon complication forced her retirement just after her selection for the 1968 Olympics in Mexico. Her set of Olympic medals include a gold for the long jump, a silver in the pentathlon, a bronze for the 4 x 100 meter relay, a Commonwealth gold and silver, and two European bronzes.



"During the course of our athletic careers we have used a number of vitamin supplements. We feel the SportScience Competitive Edge line is the most comprehensive supplement package on the market today. Backed by extensive research, these proven formulas are a definite benefit to athletes striving to enhance physical performance."

Toomey Mary Toomey

THE COMPLETE SUPPLEMENT SYSTEM FOR ATHLETES

THE COMPETITIVE EDGE

IT WORKS.

TRACK & FIELD

MARATHON

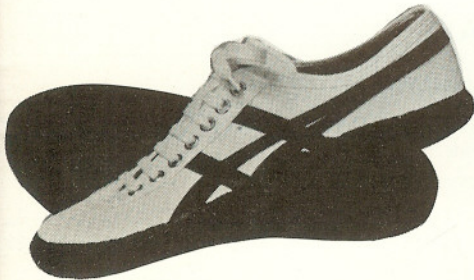
Tiger Shoes our Speciality



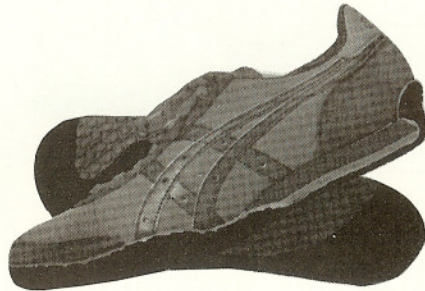
★ PLEASE CALL FOR TEAM APPOINTMENTS ★

MUZIK SHOE SALES AND CUSTOM REPAIR SERVICE

1012 South Pacific Coast Highway
Rodondo Beach, CA 90277 • (213) 375-6918



THROWING GC11
Carbon rubber sole—
superior traction. Ideal for
field events.
Sizes: 7-13
Color: White with red
stripes



X-BR GN01 (NEW)
The ultimate racing shoe.
Tri-laminated nylon one-
piece uppers. Reinforced
moccasin toe box. Nylon
mesh padded tongue. Tiger
Cush innersole, padded
ankle. Reinforced suede
leather counter. Super-
thick midsole for cushion-
ing and shock absorption.
Wrap-around outersole of
ultra-strike carbon and
rubber. New "suction cup"
design sole for greater
traction. Ventilation holes
in uppers. Designed for the
serious marathoner.
Sizes: 5-13
Color: Yellow with royal
stripes



SPARTAN B GN33
Popular sprint shoe.
Special cleated plate for
all-surface racing. Plastic
cleated heel plate for
better traction on artificial
surfaces.
Sizes: 3-13
Color: Gold with navy
stripes



SPARTAN A GN34
Lightweight nylon
sprinter's shoe. Special
cleated plate for all-surface
racing. Interchangeable
spikes.
Sizes: 3-13
Color: Navy with gold
stripes



JAYHAWK GN05
Marathon racing shoe.
Nylon, light-weight, popular
with top runners, gum
rubber soles. Wedge heel.
Sizes: 4-13
Color: Light Gold with navy
stripes



ATLANTIS GN51
One-piece nylon upper.
Popular-priced sprint shoe
with ankle padding and
moccasin toe box design.
Sizes: 3-13
Color: Royal with gold
stripes



RACING TIGER TM38
One-piece nylon mesh
uppers. Moccasin toe with
reinforced leather. Light-
weight, air suspension
midsole for flexibility and
cushioning. Molded ultra-
strike carbon and rubber
Tiger Trac sole for extra
wear.
Sizes: 5-13
Color: Yellow with royal
stripes

WOMEN'S TRACK WORLD

VOLUME 12 — NUMBER 9

MAY 1981

Cover Photo: **JANE FREDERICK**

Photo by: C. COLLINS



Pg. 17

24 1981 USA INDOOR LIST



Pg. 11

FEATURES

- 6 ASHFORD BEST AT PEPSI
- 8 MT. SAC RELAYS



Pg. 7

DEPARTMENTS

- 4 REEL OFF
- 5 KALEIDOSCOPE
- 10 RESULTS

WOMEN'S TRACK WORLD MAGAZINE (ISSN 0193-8312) is published monthly by WOMEN'S TRACK WORLD MAGAZINE, INC., P.O. BOX 4092, RIVERSIDE, CALIFORNIA 92514. Reproduction in whole or in part without permission is prohibited. Controlled circulation USPS 523470 postage paid at San Bernardino, CA. Subscription price \$14.00 in the U.S. Add \$2.00 in Canada and Mexico. Other international add \$6.00. WOMEN'S TRACK WORLD MAGAZINE assumes no responsibility for unsolicited materials, which to be returned must be accompanied by addressed, stamped envelope. Advertising Consultant: UNIVERSAL SPORTSMEN CONSULTANTS, One Century Plaza, 2029 Century Park East, Suite 600, Century City, Los Angeles, California 90067.

WOMEN'S TRACK WORLD

Publisher — A. LINDBERGH ALLEN

Editor — S.F. VINCENT REEL

High School Editor — RICH EDE

Editorial Assistants — CASEY IDE

Art Assistant — Sandy Redlinger

Contributing Editors — Walter F. Jekot, M.D.

Photographic Consultant — Wendell Osborne

Contributing Photographers — Don Chadez, Ralph Merlino, Jeff Johnson,
Bill Leung, Sr., Dodie Bump

GFR—Peter Probst, ENGLAND—Tony Duffy, CANADA—Mike Bailey,

USSR—Ziguror Mesavilks, AUSTRALIA—Darryl Cross

Circulation Director — Barbara E. Price Allen

FOREIGN CORRESPONDENTS

USSR: Ilya Lakshin, Anatally Kashcheyev, Valadmir Otklenko

HUNGARY: Gabriel Szabo, Zoltan Shubert

AUSTRIA: Otto Baumgarten, Erich Kemper

BELGIUM: Nic Lemmens, Albert Vancayseele

NICARAGUA: Istkan Hidevegi

PUERTO RICO: Fernando Rodil

CANADA: Lyle Sanderson, Chris Pickard, Ernest Westerhove, David Lach, Ted Radcliffe

ITALY: Luigi Mangoni, Salvatore Massara, Lucciano Serra, Roberto Quercetani, Elio Tritari

DDR: Ernst Elert, Wolfgang Gitter

ENGLAND: Andrew Huxtable, Mel Watman

AUSTRALIA: Mike Hurst, Mike Agostini, Bernie Cecins

MALAYSIA: G. S. Kier

ARGENTINA: Gerardo Bonnhoff

PROC: Yu Yu Yun

FRANCE: Andre Alberty, Yves Pinaud

GFR: Win Kramer, Max Heilrath, Fritz Steinmetz, Rolf Von Der Laage

ICELAND: Orn Eidsson

HOLLAND: J. Kaumans

YUGOSLAVIA: Leo Lang

PHILIPPINES: Sy Yinchow

DENMARK: Palle Lassen

RUMANIA: Nicolae Marasell

ISRAEL: Abraham Green

SPAIN: Alphonso Posada, Jose Corominas

TURKEY: Turhan Goker

JAPAN: Atsushi Hoshino, Wakaki Maeda

SWEDEN: Owe Froberg

FINLAND: Torstein Lindquist

UNITED ARAB REPUBLIC: Khaul Sherif

NORWAY: Erik Aarset

MEXICO: Jorge Celis

JAMAICA: Richard Ashenheim

CZECHOSLOVAKIA: Jan Popper, Milan Skacovsky, Alfred Janecky

SINGAPORE: Chee Swee Lee

GREECE: Matthew Artavanis


Save energy now.


Our energy resources are not as abundant as we once believed. And we waste a shameful amount of it... in our homes, on the road, at our jobs. Unless we start using our energy wisely, right now, our children and their children may have to pay a heavy price for our thoughtlessness. So let's work together to make the most of our energy supply. Join other concerned Americans in the Alliance to Save Energy. Send for a free booklet called "How to Save Money by Saving Energy." Mail the coupon today.

A ALLIANCE TO SAVE ENERGY
Box 57200, Washington, D.C. 20006

I want to help save energy. Send me your booklet.


Name _____
Address _____
City _____ State _____ Zip _____

A Public Service of This Magazine
and The Advertising Council 



Remember,
only you can
prevent
forest fires.

I can't

 A Public Service of This Magazine
& The Advertising Council



REEL OFF


The listing of team personnel as regards home staters, out of staters and foreigners in the last two issues brought about much interest and talk. Therefore, we have dug into a few more institutions and have emerged with the following chart on some of the 1981 college teams. Listed in the chart are the institution, the state in which the school is located, the size of the squad, the number of athletes from the home state, the number of athletes from other states and the number of other states, the number of foreign athletes and the number of foreign countries from which these athletes come and last the names of the countries which have supplied performers for the institution.

ARE YOU
INTERESTED
IN COMPETING
OVERSEAS
THIS SUMMER?



WE HAVE TRIPS
SCHEDULED FOR

KOREA
ISRAEL
POLAND
TAIWAN
GERMANY



HIGH SCHOOL, COLLEGE
and OPEN DIVISIONS
VINCE REEL, P.O. BOX 371,
CLAREMONT, CA 91711

SCHOOL	STATE	SIZE OF SQUAD	HOME STATE ATHLETES	OUT OF STATE ATHLETES AND HOW MANY	FOREIGNERS & HOW MANY COUNTRIES	NATIONS REPRESENTED
Abilene Christian	TX	22	13	9/5	0/0	
Air Force	CO	41	5	36/21	0/0	
Angelo State	TX	34	28	6/5	0/0	
Arizona State	AZ	35	8	24/12	3/2	Hol, Aus
Brigham Young	UT	33	9	21/11	3/3	NZ, Bra, Fin
California	CA	31	31	0/0	0/0	
Cal Poly/SLO	CA	30	27	3/1	0/0	
CS Bakersfield	CA	22	21	1/1	0/0	
CS Hayward	CA	34	32	1/1	1/1	Hong Kong
Colorado State	CO	35	26	8/8	0/0	
Florida State	FL	29	16	10/4	3/3	Can, Bra, GB
Georgetown	DC	25	0	24/13	1/1	Morocco
Idaho State	ID	30	7	23/13	0/0	
Illinois	IL	27	22	4/3	1/1	GB
Indiana	IN	26	9	17/11	0/0	
Iowa State	IA	23	7	13/8	3/3	Can, Bah, GB
James Madison	VA	25	17	8/5	0/0	
Kansas	KS	21	8	11/7	2/2	Nor, GB
Kansas State	KS	36	31	4/4	1/1	GB
Minnesota	MN	43	38	5/2	0/0	
Nb/Omaha	NE	17	16	1/1	0/0	
New Mexico	NM	30	13	16/10	1/1	Uganda
Northern Arizona	AZ	16	14	2/2	0/0	
Northern Colorado	CO	19	17	2/2	0/0	
Ohio State	OH	46	35	10/6	1/1	Malaysia
Oklahoma	OK	21	7	10/9	4/2	Can, Nor
Oregon	OR	56	31	17/9	8/7	Gha, Can, Den, Swe, Aus, NZ, WG
Purdue	IN	30	20	7/3	3/2	Can, Fin
Rice	TX	15	8	6/4	1/1	Can
San Diego State	CA	31	24	3/3	4/2	Can, GB
Stanford	CA	21	11	10/9	0/0	
Tennessee	TN	24	5	18/12	1/1	Can
Tennessee State	TN	11	2	7/6	2/2	Jam, Ber
Utah	UT	12	7	4/3	1/1	Can
Utah State	UT	19	2	16/10	1/1	Peru
UTEP	TX	22	10	7/5	5/3	Hol, Can, Ken
Washington	WA	33	26	5/5	2/2	NZ, GB
Washington State	WA	24	19	0/0	5/1	Can
Weber State	UT	16	12	3/2	1/1	Mexico
Wisconsin	WI	47	28	16/9	1/1	Kenya
Wyoming	WY	18	7	9/7	2/1	Norway

So who are the good guys and who are the bad guys? Using statistics, it is possible to prove almost anything, but 'tis easy to see California gets the gold star with all 31 squad members coming from the sunny clime. And Georgetown, with no members from its home state, therefore must be the bad guy. But it's a little difficult to secure too many recruits from Washington, DC! The team with the most out of state recruits? That's the Air Force with 36 people from 21 different states. Of course they don't have any foreign athletes! Others with a majority of out-of staters: Arizona State and surprisingly Idaho State, both with 23 from out of state — and BYU with 21. Who has athletes from the most foreign

countries and who has the most foreign athletes? Surprise, it's that nice smiling coach from Oregon, Tom Heinonen with eight foreigners from seven foreign countries. Washington State has five foreigners, but they all come from just over the border in Canada. We do not have information from UCLA, Kentucky, Oklahoma or Nebraska, but perhaps they would like to forward that information to us. Whatever you might want to prove, you probably can do it from the above chart. Look at the difference in personnel at the two Kansas institutions. And Utah State only has TWO people from Utah, and on and on. Interesting.

WTW

KALEIDOSCOPE
KALEIDOSCOPE
KALEIDOSCOPE
KALEIDOSCOPE
KALEIDOSCOPE
KALEIDOSCOPE
KALEIDOSCOPE
KALEIDOSCOPE
KALEIDOSCOPE
KALEIDOSCOPE
KALEIDOSCOPE


Peg Neppel, former distancer, is suffering from cancer and has undergone a couple of operations. Typically, however, she is back on the track running . . . Debbie Vetter has a new home in Arizona and will resume her running under Chris Murray . . . Big scoop of two months ago was the marriage of Keri Goswiler. Now we understand that is being undone by the courts . . . When Prince Charles marries Lady Diane and becomes King, will they be known as "The King and Di"? . . . Julie Gallop runs for Montana State and Kathy Trotter goes for George Mason University . . . Who is the best "complete" weight person this year?

That honor goes to Kentucky's Cindy Crapper who totals 373'6 with marks of 49'6 (shot), 164'10 (discus) and 159'2 (javelin). Other good ones are Stanford's Mary Osborne at 360'10³/₄ (42'9³/₄-159'7-135'5) and Western Kentucky's Victoria Gay at 340'11¹/₄ (42'9¹/₄-165'5-132'9). Houston's Dana Olson has a total of 339'10 with only TWO events (disc and javelin). All she needs to move to the top is a put of 33'9 in the shot . . . We shudder when we receive results from the south for they have no mercy on writers as their meets are held in Williamsburg, Charlottesville, Gainesville, Louisville, Fayetteville — names that take time to write. Too

bad all meets aren't in LA or SF or NY.

B. Good competes for LaSalle . . . Oregon's hard luck kid Molly Morton is out once again. This time with mono . . . Susan Vigil Belger is back competing once again after the birth of a new baby . . . The three top 1981 prep distancers have made their collegiate decisions. The Welch twins, Lisa and Lesley, will go to Virginia, suh, while Ceci Hopp travels to Stanford for the next school year . . . Kelly Cathie runs for Oklahoma and Kathy Kelly does the same for St. Cloud . . . Can anyone match the power of the

(continued on page 32)



Quality, Accuracy, Dependability

Coaches and athletes understand the value and importance of the equipment they use. So does the Harry Gill Co. Since 1918 Gill has used only the most exacting standards in manufacturing official track and field equipment. Gill makes over 200 items for men, women and junior athletes. Gill is also the USA distributor for Sandvik javelins and provides Sky Pole vaulting poles. When you expect the best performance, demand the best equipment.

Write for your free copy of Gill's colorful catalog featuring the finest in official track and field equipment.

Harry Gill Company
201 Courtesy Road
Urbana, IL 61801

records are made and broken with
GILL
TRACK AND FIELD EQUIPMENT

Ashford Best at Pepsi

By Vince Reel

Los Angeles, California, May 10 — Suppose you were in charge of a big international meet and you advertised that Alice Brown and Sherri Howard and Brenda Calhoun and Deby LaPlante and Florence Griffith and Denean Howard and Oralee Fowler and Deann Gutowski would be on hand to take part. And a big 4x400 relay race to climax the meet featuring UCLA, Tennessee and the Los Angeles Mercurettes. And then none of them showed up. That would ruin your track meet. Right? Wrong! It didn't bother Al Franken, major-domo of the UCLA/Pepsi Invitational one bit. The worst thing that happened during the 90° spring day in southern California was the failure of the 30 foot Pepsi balloon to stay aloft.

As has been the case in this meet for the past years, every event was packed with top flight, first class competitors and every event provided the ten thousand fans with thrills. It's actually impossible to list any event or any athlete as THE top performer although Evelyn Ashford did manage two victories and two world best performances, but even swift Evelyn didn't have everything going her way all the time, and so we shall simply discuss the events as they appeared before the public:

JAVELIN:

America's top spear throwers over the past half-decade led the entries and they finished 1-2-3. Karin Smith opened with a foul, then threw 208'9, 211'5, foul, 204'10 and pass. Smith's mark was a new Collegiate record breaking the old mark set by Kate Schmidt. Schmidt opened at 189'11, fouled, then produced her two best throws of the year at 60.98 and 61.00 meters, both of which translate to 200'1. Sherry Calvert picked up the bronze medal with a toss of 166'11 and is evidently on her way back after a bit of surgery. Meanwhile, three more of the entries were battling for the next spots and all three are top ranked collegians. Fourth place ended up in the possession of the 1980 AIAW champ, Jacque Nelson of UCLA, who edged 1980 Olympic team member Mary Osborne of Stanford by five inches. Sixth was UCLA's multi-weight person Susie Ray, less than two feet behind.

RESULTS: 1—Karin Smith (CP/SLO) 211'5 (Collegiate record), 2—Kate Schmidt (PCC) 200'1, 3—Sherry Calvert (Un) 166'11, 4—Jacque Nelson (UCLA) 160'8, 5—Mary Osborne (Stanford) 160'3, 6—Susie Ray (UCLA) 158'4, 7—Debbie Dibb (Vit.Plus) 150'0.

BONGARTS PHOTO



200 Winner Taylor

100m HURDLES:

They gathered three top performers for this confrontation: Candy Young, Stephanie Hightower and Benita Fitzgerald. Then they threw in Shaklee's Jackie Washington running her first race of the year, Maureen McGee who had won the Southern California Invitational the night before with a lifetime best of 13.69, and filled out the field with Renee Felton, best junior college hurdler in southern California, Lori Smith, a fine heptathlete prospect from Cal State Long Beach, Missy Jerald of UCLA and Oregon's undefeated Lexie Miller. Miller is no longer undefeated. Young, Hightower and Fitzgerald were in front over the first four barriers and then Fitzgerald began to slowly pull away and Hightower began to fall back. Washington came on strong over the last three hurdles but couldn't catch the former Ohio State ace as Fitzgerald broke the tape in 13.22, fastest time in the US to

date. It was reported Fitzgerald hit seven hurdles during the course of the race.

RESULTS: (0.5) 1—Benita Fitzgerald (Tennessee) 13.22, 2—Candy Young (Farleigh Dickinson) 13.32, 3—Stephanie Hightower (Ohio State TC) 13.50, 4—Jackie Washington (STC) 13.58, 5—Maureen McGee (LAM) 13.93, 6—Lori Smith (LAM) 14.01, 7—Renee Felton (SMCC) 14.07, 8—Lexie Miller (Oregon) 14.08, 9—Missy Gerald (UCLA) 14.0ht.

100 METERS:

A field of world class sprinters toed the mark in the 100 meters. Evelyn Ashford was out for her first run of the outdoor season, Canada's Angella Taylor was a top surprise in Europe last summer and is running better than ever, Jackie Pusey of Jamaica and Jennifer Innis, also of Jamaica, both attending Cal State LA, have been in the top echelons for several seasons, Jodi Anderson was a member of the 1980 sprint relay team for the (un)Olympic team and Jeanette Bolden set an American record over 60 meters during the indoor season. For once the California starter was holding the runners a bit and Innis zoomed to a false start. Second time around, they were off well and Bolden shot to the front. At about the 30 meter mark Ashford caught Bolden and they ran stride for stride for 50 meters where Ashford pulled away to win in the fastest time in the world to date, 10.99. Bolden improved her own best time to 11.18, both leaving Taylor a good distance to the rear in spite of her 11.31 clocking. Pusey, Innis and Anderson were next in line and the wind gauge read 0.0.

RESULTS: Evelyn Ashford (Med. TC) 10.99 (7th best performance of all time), 2—Jeanette Bolden (UCLA) 11.18, 3—Angella Taylor (Canada) 11.31, 4—Jackie Pusey (LATC) 11.48, 5—Jennifer Innis (LATC) 11.87, 6—Jodi Anderson (LATC) 11.87, 7—Pam Marshall (Coast Ath) 11.88, 8—Ada Hay (SMCC) 11.97, 9—Kjm Robinson (USC) nt.

HIGH JUMP:

Nine competitors began the competition and six were still jumping with the bar at six feet. Coleen Reinstra, TAC and AIAW champion last year, tangled with veteran Louise Ritter and ended up worse for wear. Ritter won it with a fine jump of 6'3½ with Reinstra ending up in a tie for fifth with Nebraska's Sharon Burrill. Pam Spencer and Paula Girven were both over 6'2½ and Sue McNeal looked very good at six feet but not so hot at 6'1.

RESULTS: 1—Louise Ritter (TWU) 6'3½, 2—Pam Spencer (LATC) 6'2½, 3—Paula Girven (Un) 6'2½, 4—Sue McNeal (CP/SLO) 6'0, 5—(tie) Coleen Reinstra (Arizona State) and Sharon Burrill (Nebraska) 5'10¼.

7—Tonya Alston (UCLA) 5'9 $\frac{1}{4}$. 8—Kari Gossweiler (Shaklee TC) 5'9 $\frac{1}{4}$. 9—Patsy Walker (Houston) 5'8 $\frac{1}{2}$.

200 METERS:

Probably the weakest field of any event in the competition, the 200 nevertheless brought together two of the world's best in Angella Taylor and Jackie Pusey. Taylor ran the curve well and led as the field entered the straight. Pusey made a move over the next 70 meters and closed the gap but that was all she wrote and Taylor moved away to win handily. The time was not sensational, but 22.93 was good enough for a new meet record, breaking Evelyn Ashford's old mark.

RESULTS: (0.9), 1—Angella Taylor (Canada) 22.93, 2—Jackie Pusey (LATC) 22.86, 3—Pam Marshall (Coast Ath) 23.97, 4—LaTanya Dawkins (LAM) 24.04*, 5—Jennifer Innis (LATC) 24.14*, 6—Michelle Glover (Willingboro TC) 24.34*, 7—Kim Robinson (USC) 24.44*, 8—Gwen Loud (LAM) nt.

SHOT PUT

Weakest of the field events, the shot, nevertheless, produced a fine throw by heptathlete Jane Frederick who won at 51'8 $\frac{1}{4}$, her best of the year. Big interest centered on Natalie Kaaiawahia, the high school sophomore who had recently set a new prep mark at 50'10". This was Natalie's first competition with the "big girls" and she held up quite well, thank you, finishing fourth with a toss of 48'9".

RESULTS: 1—Jane Frederick (Ath.West) 51'8 $\frac{1}{4}$, 2—Lorna Griffin (Holiday Spa TC) 50'4 $\frac{1}{4}$, 3—Suzie Ray (UCLA) 48'10 $\frac{1}{4}$, 4—Natalie Kaaiawahia (Fullerton HS) 48'9", 5—Ramona Pagel (CSLB) 48'8 $\frac{1}{2}$, 6—Heidi Kauti (UCLA) 48'0", 7—Annie McElroy (CSLB) 47'0".

400 METERS:

The two Howards, Oralee Fowler and Deann Gutowski were scheduled to run the 400 against Ashford, but all opted to pass. Tennessee's Cathy Rattray gave chase for about half of the race, then gave up the ghost as Ashford was on her own to win in 51.80, yet another meet record and US best for 1981. Arlise Emerson almost caught Rattray at the tape and both were clocked in 53.42.

RESULTS: 1—Evelyn Ashford (Medalist TC) 51.80, 2—Cathy Rattray (Tennessee) 53.42, 3—Arlise Emerson (UCLA) 53.42, 4—Kelia Bolton (Stanford TC) 53.92, 5—Lorna Forde (Atoms TC) 53.95, 6—Cindy Cumbess (UCLA) 54.68.

800 METERS:

Nine good runners in this two lap run and all but one produced a season best. The one who didn't was winner Robin Campbell who bided her time over the first 400, moved into position during the third 200 and calmly pulled away over the final 100 to win comfortably over Delisa Walton. Walton led the pack through a 28.5 first 200 with Campbell back in fifth. Walton led at the 400 in 61.3 — Campbell now fourth. At the 600 it was still Walton in 1:32.9 with high schooler Kim Gallagher a half step back — and Campbell third. Lee Ballenger, running



Pam Spencer over 6'2 $\frac{1}{2}$ — but finished second

DODIE BUMP PHOTO



Year's fastest for Fitzgerald—13.22

JEFF JOHNSON PHOTO

one of her smartest races, closed fast for fourth just one-one/hundredth in front of Brenda Peterson. The first seven finishers were under 2:06.4.

RESULTS: 1—Robin Campbell (Stanford TC) 2:03.02, 2—Delissa Walton (Tennessee) 2:03.61, 3—Kim Gallagher (Penn.HS) 2:04.41, 4—Lee Ballenger (Ath.West) 2:05.45, 5—Brenda Peterson (LAM) 2:05.46, 6—Joetta Clark (Tennessee) 2:05.85, 7—Essie Kelly (Ath.West) 2:06.34, 8—Regina Jacobs (LATC) nt, 9—Michelle Bonds (CSLB) nt.

ONE MILE:

Before the race began we remarked "EVERYONE is here". About true. Almost anyone who is anyone in miling in the USA was at the starting line. Larrieu, Webb, Goen, Merrill, Warren, Bremser, Keyes, Hansen, Bush, Monica Joyce and high schooler Vicki Cook. Laurel Miller, a very poor rabbit, led a closely bunched pack at 200 meters in 32 seconds but Larrieu was in front at the 400 in 66.6 followed by Miller and Joyce (66.8), Bush (66.9) and Merrill. Larrieu and Joyce were in front at the end of lap two in 2:15.4 but Larrieu lasted only another half lap and dropped out of contention. Coming on strong was Maggie Keyes who took over at the end of the third lap in 3:24.9 with Joyce on her shoulder and Merrill and Webb just a step behind. Warren was in fifth but began to move over the next 200 and soon took over the lead. Warren had 15 yards as they entered the home straight and maintained her lead through the finish. Warren's time of 4:30.36 was a new collegiate record. Moving very fast over the last lap was Arizona's Joan Hansen who also finished under the old mark in fourth position, just behind Brenda Webb who also sped a swift final 400. Monica Joyce, fifth, also was under the old college mark set by Larrieu some eons past. Warren's winning time puts her #5 on the US All-Time List and #14 on the World List. Vicki Cook, back in 11th managed to clock 4:43.0, second fastest ever by a high schooler. Warren continues to show not only great conditioning and ability, but apparently has picked up sound knowledge of tactics and strategy. She will be a threat whenever, and whatever she runs and as a college sophomore that's quite a few more years.

RESULTS: 1—Leann Warren (Oregon) 4:40.36 (#5US/#14W), 2—Jan Merrill (AGAA) 4:31.69, 3—Brenda Webb (Ath. West) 4:32.27 (#8US/#20W), 4—Joan Hansen (Arizona) 4:32.61 (#9US/#21W), 5—Monica Joyce (SDS) 4:32.82 (#22W), 6—Maggie Keyes (Ath.West) 4:33.12 (#10US/#24W), 7—Cindy Bremser (Wis Un) 4:35.47, 8—Michele Bush (UCLA) 4:36.7, 9—Francie Larrieu (PCC) 4:40.5, 10—Linda Goen (UCLA) 4:41.8, 11—Vicki Cook (CA HS) 4:43.0 (#23US), 12—Sheila Ralston (UCLA) 4:45.6.

LONG JUMP:

Another confrontation featuring Kathy McMillan and Jodi Anderson. But it was no contest as McMillan cleared a wind-

(continued on page 32)

MT. SAC RELAYS

Walnut, California, April 23/26 — Meg Ritchie stole the thunder at the 22nd Annual Mt. San Antonio College Relays when she lofted the discus 221'5", best throw ever by a non-communist athlete. Ritchie's mark moves her to #10 on the All-Time World List. The next best throw by a non-communist athlete is the 213'1" mark made by West Germany's Lisel Westermann back in 1972. Westermann is #29 on the World List. Arizona State's Ria Stalman set a new Dutch record in second place as she threw 204'6". The discus, unfortunately staged after all running events had finished and before a crowd of about only 200, was probably the top event of the competition. A mark of 170 feet netted you zilch — good for only sixth place.

All Time Top Ten Discus

235'7	Maria Vergova (Bul)
234'7	Evelin Jahl (DDR)
231'3	Faina Melnik (USSR)
226'8	Carmen Romero (Cuba)
226'1	Sabine Engel (DDR)
225'2	Margitta Pufe (DDR)
222'11	Argentina Menis (Rum)
221'7	Svetlana Petrova (USSR)
221'6	Galina Murasheva (USSR)
221'5	Meg Ritchie (GB)

Other good results were turned in by the UCLA 4x200 team, Canada's sprinter Angela Taylor and by Coleen Reinstra and Karin Smith in the high jump and shot. Taylor won both sprints over average fields, Reinstra cleared 6'2 3/4" and had a couple of good tries at 6'5" just knocking the bar off with her heels on her final attempt, and Smith had a great javelin series with five throws over 200 feet and a new collegiate mark of 210'10". The wind, which swirled throughout the three days, gave problems as it aided runners in one race and was against them in the next race. Long jumpers hopped into the breezes both days although using different pits which faced opposite directions.

Jane Frederick won a good heptathlon and scored 6166 in her first-ever try at the new event. Some questions have arisen as to if this mark will be accepted as an American record. Frederick's shot was weighed before the competition but not after the event and this is regarded by some as a reason for non-validating the performance although the rules do not require the implement to be weighed twice. The real hangup came in the 800 meters when the accutrack official disappeared and all 800 marks were hand-timed, thus making the event a "hybrid". Regardless, the score was excellent and surely Ms Frederick will improve on it before the year is finished. The mark



MEG RITCHIE

bettors the previous world best of 6144 set by Russia's Yekaterina Gordiyenko earlier this year. There were other good heptathlon marks also. UCLA's Jackie Joyner, finally getting the basketball kinks out of her system, scored 5470 and five others were over 5000 — a total of three from UCLA included. Frederick had marks of 14.5-51'3 1/4-5'8 1/2-24.92-19'2-144'0-2:15.2.

The high schoolers turned in some good marks on their day of competition. Natale Kaaiawahia, still just a sophomore, won the two weight events at 137'10" and 47'10 3/4". Gervise McCraw took the two sprints in 11.72 and 24.0 and Kennedy High scored wins in the 4x100 in 46.5 and the 4x400 in 3:42.38 with Deanne Howard zipping a 51.1 anchor leg.

RESULTS: INVITATIONAL EVENTS: 100, 1—Angela Taylor (Canada) 11.45 (wind -1.51), 2—Jennifer Innis (CSLA) 11.78, 3—Latanya Dawkins (Un) 11.80, 4—Lisa Hopkins (Ing. Pan.) 11.87, 5—Lisa Thompson (UNLV) 11.90, 6—Oralee Fowler (UCLA) 11.95, 7—Pan Green (Un) 12.04, 8—Gwen Loud (LAM) 12.25; 200 (-0.15), 1—Angela Taylor (Canada) 22.97, 2—Jackie Pusey (CSLA) 23.14, 3—Pam Marshall (Coast Ath.) 24.02, 4—Pam Green (Un) 24.17; 400, 1—Keila Bolton (Stanford TC) 53.08, 2—Arlise Emerson (UCLA) 53.31, 3—Robin Campbell (Stanford TC) 54.31, 4—Yolanda Rich (Un) 55.06; 800, 1—Robin Campbell (Stan. TC) 2:05.19, 2—Monica Joyce (SDS) 2:06.59, 3—Essie Kelley (Ath. West) 2:06.63, 4—Tecla Chamabwai (Lobo TC) 2:06.73, 5—Sue Latter (Ore. TC) 2:08.4, 6—Laura Miller (Spt. Clinic) 2:11.26; 1500, 1—Joan Hansen (Ariz) 4:16.42 (69.5-2:19.0-3:27.5—66.1 last lap), 2—Eileen Kraemer (CP/SLO) 4:26.89, 3—Susanna Herrera (Mexico) 4:29.79, 4—Regina Jacobs (LATC) 4:30.86, 5—Anne Reeve (Hawaii) 4:31.27; 5000, 1—Debbie Eide (Ore. TC) 16:09.3, 2—Linda Goen (UCLA) 16:27.2, 3—Sheila Ralston (UCLA) 16:41.7, 4—Irene Crowley (CP/SLO) 16:45.6; 10000, 1—Michele Buch (UCLA) 34:53.3, 2—Beth Maluski (CSN) 35:39.0; 100H (-3.12), 1—Robin Marks

(Ariz) 14.13, 2—Jackie Washington (UCLA) 14.13, 3—Maureen McGee (LAM) 14.16, 4—Rene Felton (SMCC) 14.22, 5—Marlene Harmon (LATC) 14.38; 400H, 1—Sandy Myers (LATC) 58.47, 2—Marlene Harmon (LATC) 59.34, 3—Debbie Bottomley (SDS) 62.83; HJ, 1—Coleen Reinstra (Ariz. St) 6'2 3/4", 2—Phyllis Blunston (CSB) 6'0 3/4", 3—Kari Gossweiler (Shaklee TC) 5'11, 4—Pam Spencer (LATC) 5'11, 5—Patti Stafford (SDS) 5'9; LJ, 1—Kathy McMillan (Un) 20'1 3/4", 2—Link (Mexico) 19'3 3/4"; SP, 1—Ria Stalman (Ariz. St) 50'2, 2—Ramona Pagel (CSLB) 49'10 3/4", 3—Cheryl Kennedy (SDS) 48'0 3/4", 4—Heidi Kauti (UCLA) 47'11, 5—Sharon Hamilton (CSB) 47'8 3/4", 6—Susie Ray (UCLA) 47'5 1/2, 7—Anne McElroy (CSLB) 47'2, 8—Lorna Griffin (Un) 45'7 3/4"; DT, 1—Meg Ritchie (Ariz) 221'5, 2—Ria Stalman (Ariz. St) 204'6, 3—Jan Svendsen (Un) 179'1, 4—Lorna Griffin (Un) 177'11, 5—Leslie Deniz (Ariz. St) 173'2, 6—Carol Cady (Stanford) 167'0, 7—Leslie Hoerner (CSLB) 166'2, 8—Kathy Picknell (Ore. TC) 165'6, 9—Julie Cart (Sun Devil TC) 161'10, 10—Gale Zaphiropoulos (Un) 152'11; JT, 1—Karin Smith (CP/SLO) 210'10, 2—Patty Kearney (Ore. TC) 187'7, 3—Celeste Wilkinson (LATC) 161'8, 4—Jacque Nelson (UCLA) 160'3, 5—Linn Dunton (Ath. Act) 147'11; 4x200, 1—UCLA (Bolden-Griffith-Fowler-Gutowski) 1:33.40, 2—LATC 1:38.52; 4x100, 1—Unattached (Fleetwood-Johnson-Bell-McCraw) 45.34, 2—CS Bakersfield 46.47, 3—UNLV 46.77; 4x1500, 1—UCLA 19:20.5, 2—Orange Coast CC 19:34.7; Heptathlon, 1—Jane Frederick (Ath. West) 6166, 2—Jackie Joyner (UCLA) 5470, 3—Joan Russell (Coast Ath.) 5438, 4—Jenny Stary (Un) 5387, 5—Tonya Alston (UCLA) 5364, 6—Susie Ray (UCLA) 5177, 7—Linda Hightower (Coast Ath.) 4940, 8—Smith (CSLB) 4912 (5'9 3/4"), 9—Lijan Li Tsai (SCC) 4912, 10—Beth Rockcliffe (Cal Lutheran) 4598.

OPEN DIVISION: 100 (+2.58), 1—Jennifer Innis (CSLA) 11.35w, 2—Felicia Dupuch (Ariz) 11.76w; 100 (+0.9), 1—Kim Robinson (USC) 11.67, 2—Inge Peterson (Un) 11.78, 3—Yolanda Rich (Un) 11.79, 4—Rosalyne Bryant (Un) 12.02; 200 (+2.62), 1—Kim Robinson (USC) 23.80w, 2—Felicia Dupuch (Ariz) 24.10w, 3—Melanie Markham (CSN) 24.33w . . . 6—Rosalyne Bryant (Un) 24.64w; 400, 1—Cindy Cumbess (LAM) 55.8, 2—Linda Cassidy (USC) 56.4, 3—Kim Low (LAM) 56.4; 800, 1—Regina Jacobs (LATC) 2:10.0, 2—Sandy Beach (Ariz. St) 2:10.1, 3—Rhonda Patcha (Fullerton) 2:10.6, 4—Becky Allen (Quest) 2:10.7, 5—Marlene Harmon (LATC) 2:12.1; 400H, 1—Robin Marks (Ariz) 60.7, 2—Denise Waddy (Ariz) 60.9, 3—Kathy Bower (CSLB) 61.7; HJ, Shauna Vranes (Utah) 5'9; LJ, Anna Van (Ariz. St) 18'8 3/4"; SP, 1—Sharon Hamilton (CSB) 44'9, 2—Pat Shaw (CSLB) 44'0 3/4"; DT, 1—Heather Kuusela (BYU) 163'6, 2—Ramona Pagel (CSLB) 149'1, 3—Pat Shaw (CSLB) 145'0; JT, 1—Donna Mayhew (Ariz) 161'10, 2—Deena Barnstein (Coast Ath.) 151'0, 3—Jamie Gale (Ariz. St) 150'0, 4—Barb Moro (Shaklee TC) 149'10; 4x100, 1—CS Northridge (Young-Doss-Markham-White) 46.64, 2—USC 46.91, 3—LAM 47.12; 4x200, 1—LAM (Hatley-Willis-Smith-Lau) 1:44.39, 2—CS Northridge 1:46.0, 3—CS Bakersfield 1:46.52; 4x400, 1—LATC 3:46.92, 2—UNLV (Polk 55.6) 3:47.1, 3—CS Northridge 3:50.0; SpMed, 1—CSLA (Pusey 51.8) 1:39.01, 2—Unattached 1:39.8, 3—LATC 1:43.33, 4—UNLV 1:43.66.

JUNIOR COLLEGE DIVISION: 4x800, Phoenix 9:27.7; 4x400, 1—Cerritos 3:49.2, 2—Mira Costa 3:54.5, 3—East LA 3:55.9; SpMed, 1—Long Beach CC 1:42.9, 2—Cerritos 1:44.6; SP, Vicky Gagne (LA Harbor) 46'1 3/4"; DT, Monica Avalos (Mexico) 134'5; 4x100, 1—Long Beach CC 47.2, 2—Cerritos 47.7, 3—LA Harbor 47.8; DisMed, Glendale 12:15.6; JT, 1—Pam Masterson (Mira Costa) 142'10, 2—Vicky Gagne (LA Harbor) 140'0.

HIGH SCHOOL DIVISION: 100 (+2.47), 1—Gervise McCraw (Ganesh) 11.72w, 2—Zelda Johnson (Garey) 11.78w; 200 (+2.42), Gervise McCraw (Ganesh) 24.0w; 400, Gayle Kellon 55.62; 800, 1—Donna Curtis (Culver City) 2:10.6, 2—Rennie Durand (Laguna Beach) 2:11.6; 100H, 1—Laura Mills (University) 14.13, 2—Geri Golden (Carson City) 14.43, 3—Tonya Motes (West) 14.84; SP, 1—Natilee Kaaiawahia (Fullerton) 47'10 3/4, 2—Loraine Costanzo (Saugus) 43'5; DT, 1—Natilee Kaaiawahia (Fullerton) 137'10, 2—Loraine Costanzo (Saugus) 135'5; HJ, 1—Laura Mills (University) 5'7, 2—Elisa Cooks (Wilson) 5'7; 4x100, 1—Kennedy (Grant-T. Howard-Johnson-D. Howard) 46.5, 2—Muir 47.9; 4x400, 1—Kennedy (T. Howard-Cook-Johnson-D. Howard 51.1) 3:42.38, 2—Manual Arts 3:43.13, 3—Walnut 3:54.37; 4x800, Manual Arts (Johnson-Wright-Hemmens-Lowe) 9:15.6; 4x1500, 1—University (Saverwein-Noutse-Zenk-Barrios) 19:57.8; SpMed, 1—Manual Arts 1:44.5, 2—Garey 1:46.0, 3—Ganesh 1:46.6; DisMed, 1—El Capitan (Foskett-Eyer-Crawford-Rowlette) 12:25.2, 2—Edison 12:27.2, 3—Santa Barbara 12:28.4.

WTW

FOR WOMEN
INTERESTED IN RUNNING THEIR LIVES

**WOMEN'S TRACK
WORLD**

EXCITING, INFORMATIVE . . .
A DISTINCTIVE PUBLICATION

*from participants to the most casual observer . . .
Women's Track World is uniquely designed
with you in mind.*

What we're about

- COMPETITION
- NUTRITION
- FITNESS
- FASHION
- GLAMOUR

and much, much more!!

SUBSCRIPTION OFFER

Yes! Please rush me a one year subscription now at this special introductory rate of \$14. Save \$4 off newsstand price.

Payment Enclosed

Bill Me

Send a Gift Subscription to:

FIRST NAME INITIAL LAST NAME

ADDRESS

CITY

STATE ZIP

FIRST NAME INITIAL LAST NAME

ADDRESS

CITY

STATE ZIP

This rate limited to U.S.A. — for Canada and Mexico add \$2 — for other Foreign Countries add \$6.

MAIL TO: P.O. BOX 4092, RIVERSIDE, CA 92514

SUBSCRIPTION OFFER

Yes! Please rush me a one year subscription now at this special introductory rate of \$14. Save \$4 off newsstand price.

Payment Enclosed

Bill Me

Send a Gift Subscription to:

FIRST NAME INITIAL LAST NAME

ADDRESS

CITY

STATE ZIP

FIRST NAME INITIAL LAST NAME

ADDRESS

CITY

STATE ZIP

This rate limited to U.S.A. — for Canada and Mexico add \$2 — for other Foreign Countries add \$6.

MAIL TO: P.O. BOX 4092, RIVERSIDE, CA 92514

Results — Results — Results

Memphis State Invitational

Memphis, Tennessee, March 27/28 — Fine early season marks were the norm as the University of Alabama annexed the team title of the 10th Annual Memphis State T&F Invitational. Alabama won the title over the University of Kansas and 11 other teams with a total of 145 points. The Crimson Tide Athletes won all the distance events, two relays and had the day's best performance from high jumper Disa Gisladdottir of Iceland who won the high jump at 6'1. Other fine performances were turned in by Allison Manley of Murray State and Great Britain who won the heptathlon with 5373 points, Murray State's Agnes Riley who defeated a host of good jumpers to win the long jump at 20'8 and twin wins by Stephanie Brown (Morris Brown) in the sprints.

RESULTS: **JT**, 1—Lori Kokkola (W. Ky) 155'2, 2—Linda McDuffy (Ill. St) 140'8; **DT**, Becky McGranahan (Kan) 146'1, 2—Victoria Gay (W. Ky) 143'9; **LJ**, 1—Agnes Riley (Murray St) 20'8, 2—Tudie McKnight (Kan) 20'1/4, 3—Beverly Slaughter (Se Mo) 19'8/4, 4—Glenvira Williams (Mur. St) 19'4/4; **SP**, Victoria Gay (W. Ky) 44'10/4; **HJ**, Disa Gisladdottir (Ala) 6'1; **Heptathlon**, 1—Allison Manley (Mur. St) 5373, 2—Karen Roth (Ill. St) 5277, 3—Chris Sinner (Ind. St) 4611; **100**, 1—Stephanie Brown (MB) 11.51, 2—Lori Green-Jones (Kan) 11.56; **200**, 1—Stephanie Brown (MB) 24.06, 2—Lori Green-Jones (Kan) 24.18; **400**, 1—Debra Spencer (Mem. St) 57.09, 2—Karen Kay (Ala) 57.59; **800**, Debbie Hertzog (Kan) 2:17.77; **1500/5000**, Kristen O'Connor (Ala) 4:42.46/17:11.0; **3000/10000**, Linda McLennan (Al) 10:27.51/35:44.0; **100H**, 1—Connie McKernan (Kan) 14.10, 2—Debi Kilhoffer (Ill. St) 14.11, 3—Candice Williams (SE Mo) 14.18, 4—Gwen Poss (Kan) 14.40; **400H**, Candice Williams (SE Mo) 62.72; **4x110/SpMed**, Alabama 47.76/1:48.19; **4x440**, Southeouri 3:55.07; **4x880**, Indiana State 9:29.86; **Scores**, 1—Alabama 145, 2—Kansas 118, 3—Indiana State 61, 4—Illinois State 54, 5—Murray State 53, 6—Western Kentucky 50, 7—S.E. Missouri 46, 8—Memphis State 28, 9—Morris Brown 25, 10—Middle Tennessee 22, 11—Northeast Missouri 8, 12—Vanderbilt 7.

Prairie View Relays

Prairie View, Texas, March 27/28 — The 51st Annual Prairie View Relays saw plenty of speed but little else. Linda Weekly, Texas Southern, was a double winner in the 100 and 100 hurdles and Prairie View and Texas Southern split the four relays. Wanda Nicholson (Southern) ran 11.50 and 24.86 in the 100 and 200 heats, but did not go in the finals.

RESULTS: **4x800**, Texas Southern (Scott-Redd-Thompson-Jackson) 9:08.08; **SpMed**, Prairie View (LaBome-Graham-Gabriel-Higgs) 1:42.84, 2—Texas Southern 1:43.00; **400H**, 1—Debra Melrose (Un) 62.30, 2—Kathy Freeman (Sth) 62.35; **4x100**, 1—Texas

Southern) Wynn-Sherman-Cox-Weekly) 46.02, 2—Prairie View 47.50; **400**, Loretta Edwards (PV) 56.82; **100**, 1—Linda Weekly (TS) 11.58 (11.46h), 2—Debra Edwards (Un) 11.78; **100H**, 1—Linda Weekly (TS) 13.45, 2—Kathy Freeman (Sth) 14.33, 3—Rhonda Scott (Sth) 14.39; **4x400**, 1—Prairie View (Higgs-Gabriel-Edwards-LaBome) 3:41.95, 2—Texas Southern 3:48.45.

TFA Midwest Open

Terre Haute, Indiana, April 4 — Jeanette Williams of Indiana State was the outstanding performer at the TFA Midwest Open as she won the 100 and long jump and finished third in the 200.

RESULTS: **4x100**, Indiana State 47.62; **100H**, Linda Dowdy (IS) 14.95; **400**, Darcel Church (IS) 57.93; **LJ/100**, Jeanette Williams (IS) 19'2/4/12.10; **200**, 1—Darcel Church (IS) 24.60, 2—Leslie Evans (IS) 24.70, 3—Jeanette Williams (IS) 24.97.

Oregon Downs Washington

Seattle, Washington, April 4 — The University of Oregon kept its record intact as it remained undefeated in the northwest by scoring a 74-53 win over the University of Washington in a dual meet. Once again it was Lexie Miller who led the Oregonians with three wins in the hurdles and long jump. It remained for Washington to turn in the best marks of the meet, however. Regina Joyce took a speedy 3000 in 9:04.41 and Sandra Gregg won the 1500 in 4:24.75. Good marks were turned in in the shot and discus and Leann Warren edged teammate Grace Bakari to win the 400 meters.

RESULTS: **LJ**, Lexie Miller (Ore) 18'7; **JT**, Deanna Carr (Wash) 146'8; **3000**, 1—Regina Joyce (Wash) 9:04.41, 2—Eryn Forbes (Ore) 9:26.69, 3—Lisa O'Dea (Ore) 9:42.37, 4—Robin Baker (Ore) 9:44.34, 5—Karen Petley (Wash) 10:00.23; **4x100**, Washington (Lack-Sollars-Coaston-Coaston) 47.77, (Oregon ran 47.13 but was disqualified); **100H**, 1—Lexie Miller (Ore) 14.14, 2—Kris Costello (Ore) 14.21; **400**, 1—Leann Warren (Ore) 54.08, 2—Grace Bakari (Ore) 54.50, 3—Rhonda Massey (Ore) 56.19; **SP**, 1—Caryl Van Pelt (Wash) 50'5, 2—Queen Beasley (Ore) 44'9; **100/200**, Lena Fritzon (Ore) 12.14/24.73; **800**, 1—Susan Gregg (Wash) 2:10.70, 2—Anne Phillips (Wash) 2:11.27, 3—Ranza Clark (Ore) 2:12.21; **400H**, 1—Lexie Miller (Ore) 61.19, 2—Sally Hamilton (Ore) 63.04; **HJ**, 1—Maggie Garrison (Ore) 5'9, 2—Gaye Brandenstein (Wash) 5'9; **1500**, 1—Sandra Gregg (Wash) 4:24.75, 2—Mary Hanlon (Ore) 4:38.06, 3—Allison Snow (Ore) 4:38.47; **DT**, 1—Karen McDonald (Ore) 164'6, Caryl Van Pelt (Wash) 155'1, 3—Queen Beasley (Ore) 153'7; **4x440**, Washington (Gregg-Gregg-Coaston-Richardson) 3:52.3.

Colorado State Wins Ram Invitational

Boulder, Colorado, April 4 — Colorado State had too much depth for the rest of the field and won the Ram Invitational handily with 196 points. Wyoming's B. J. Eldridge was a double winner in the 100 and long jump.

RESULTS: **1500**, Bonnie Tamis (Col. St) 4:44.46; **SP**, Kelly Curran (Col. St) 44'8/2; **100/LJ**, B. J. Eldridge (Wyo) 12.59/18'9/4; **DT**, Francine Kaylor (Col. St) 139'3; **Scores**, 1—Colorado State 196, 2—Wyoming 152, 3—Chadron State 77, 4—Southern Colorado 16, 5—Colorado 0.

Delta Relays

Cleveland, Mississippi, April 4 — Mississippi Valley State captured the 13th Annual Delta Relays. They were led by Vogel Newsome who won the 200 and 400 dashes.

RESULTS: **4x100**, Mississippi Valley (Lloyd-O'Neal-Turner-Williams) 47.7; **100**, Carol Williams (MV) 11.98; **4x200**, Mississippi Valley (Lloyd-Williams-Johnson-Newsome) 1:43.0; **400/200**, Vogel Newsome (MV) 56.95/25.16; **4x400**, Mississippi Valley (Newsome-Spencer-Newsome-Williams) 3:53.7; **Scores**, 1—Mississippi Valley 45, 2—Northeast Louisiana University 23, 3—Alcorn State 15.

Morehead State Wins

Morehead, Kentucky, April 6 — Morehead State outscored four other universities to win a five-way affair which was notable for average performances. Ronda Nesemeier of the home team had the best mark with her winning throw of 136'11 in the discus.

RESULTS: **4x100**, Morehead State 50.85; **100**, Mary Moorhouse (MS) 12.3; **4x800**, North Dakota State 9:34.0; **Scores**, 1—Morehead State 268, 2—North Dakota State 120, 3—Bemidji State 87, 4—Maryville State 26, 5—Jamestown 13.

Lady Buck Invitational

Columbus, Ohio, April 4 — Ohio State University won its own Lady Buck Invitational over nine competing institutions by scoring 152 points, far ahead of runner-up Michigan. Best performance of the meeting was turned in by Ohio State's Kim Willis who sped the 100m hurdles in 13.6s. Ohio State also revealed the "Recruit from the Farthest Distance" when Malaysia's Marina Chin

won the 400m hurdles in 63.7.

RESULTS: 4x200, 1—Eastern Michigan (Owen-Meachum-Tempro-Mullice) 1:48.8, 2—Ohio State 1:49.4; **100H**, Marina Chin (OS) 63.7; 4x100, 1—Michigan (Smith-Sharp-Thornton-Kazinec) 48.9, 2—Ohio State 49.0; **5000**, Melanie Weaver (Mich) 17:33.0; **JT**, Debbie Williams (Mich) 14'8; **800**, Sue Frederick (Mich) 2:16.5; **3000**, Jan Slejko (OS) 10:05.3; **400**, Sherry Humphrey (OS) 57.2; **1500**, Cheryl Scheffer (E. Mich) 4:46.3; **100**, Catherine Sharpe (Mich) 12.1; **10000**, Kathy Warlow (W. Va) 36:54.1; **200**, Debbie Mullice (E. Mich) 25.0; **DT**, 1—Terry Byland (Kent St) 148'4, 2—Nadine Cox (OS) 147'6, 3—Veronica Smith (W. Va) 142'1; 4x800, Michigan (Gray-Frederick-Lam-Weaver) 9:31.0; **100H**, 1—Kim Willis (OS) 13.6, 2—Joanna Bullard (Mich) 15.0; **SP**, Nadine Cox (OS) 44'0; **LJ**, Ann Meachum (E. Mich) 19'6½, 2—Lorrie Thornton (Mich) 19'0¾; 4x100, Ohio State (Chin-Graeff-Willis-Humphrey) 3:56.4; **Scores**, 1—Ohio State 152, 2—Michigan 119, 3—Eastern Michigan 99, 4—Central Michigan 86, 5—West Virginia 69, 6—Kent State 56, 7—Marshall 5, 8—Baldwin-Wallace 3, 9—Cleveland State 1, 10—Case-Western Reserve 0.

Kentucky Relays

Lexington, Kentucky, April 3/4 — In spite of winning seven of the events, host University of Kentucky gave way to Tennessee State as the top performing team in the non-scoring Kentucky Relays. The TSU group won only two individual events, but their three relay victories provided top marks of 45.97 (4x100), 1:41.55 (Med) and 3:5'41.84 (1600). Denise Wood of the Knoxville TC was a double winner in the shot (50'4) and discus (186'8) while Kentucky's Cindy Crapper copped honors for best all-around weight person with a first in the javelin at 161'4, a second in the discus with 164'9 and a third in the shot at 49'6. Tennessee freshman Myrtle Chester had a good 4908 score in the heptathlon.

RESULTS: **JT**, 1—Cindy Crapper (Ky) 161'4, 2—Pam Massera (Tn) 155'5, 3—Debbie Williams (Mich) 152'3; **1500**, 1—Bernadette Madigan (Ky) 4:26.85, 2—Andrea Marek (Purdue) 4:29.66; **DisMed**, 1—Purdue 11:49.67, 2—Kentucky 12:03.37; **5000**, 1—Mary Witt (Ky) 17:29.58, 2—Karen Porter (Ky) 17:43.39; **DT**, 1—Denise Wood (Knox TC) 186'8, 2—Cindy Crapper (Ky) 164'9, 3—Rose Hauch (Tn) 155'6, 4—Debbie Williams (Mich) 142'10; **HJ**, Edyth Childress (Ky) 5'8; **Heptathlon**, 1—Myrtle Chester (Tn) (15.1-30'11¼-5'3¾-27.0-18'6½-72'3¾-2:21.5) 4908; **400H**, 1—Judy Thomas (Ky) 62.39, 2—Susan Manning (Tn) 64.54; **LJ**, 1—Ronda Boyd (Ky) 18'3¾, 2—Chandra Cheeseborough (TSU) 18'3, 3—Sherron Walker (E. Ky) 17'9¾; 4x1500, 1—Purdue 18:45.19, 2—Kentucky 18:53.21; **SP**, 1—Denise Wood (Knox TC) 50'4, 2—Rose Hauch (Tn) 50'0, 3—Cindy Crapper (Ky) 49'6, 4—Susan Thornton (Knox TC) 47'8½; 4x100, 1—Tennessee State 45.97, 2—Kentucky 46.48; 4x800, 1—Kentucky 9:06.12, 2—Purdue 9:22.25; **100H**, 1—Judith Pollion (TSU) 14.54, 2—Kathy Klaehn (Ky) 14.58, 3—Judy Thomas (Ky) 14.59; **100**, 1—Chandra Cheeseborough (TSU) 11.70, 2—Deandra Carney (TSU) 11.95, 3—Cathy Barber (Ky) 12.09; **SpMed**, 1—Tennessee State 1:41.55, 2—Kentucky 1:42.53, 3—Purdue 1:50.90; **3000**, 1—Becky Cotta (Purdue) 9:54.9, 2—Karen Porter (Ky) 10:01.9; 4x400, 1—Tennessee State 3:41.84, 2—Kentucky 3:49.32.

Western Michigan Invitational

Kalamazoo, Michigan, April 4 — Western Michigan won its own Invitational over 13 other universities, but the meet failed to produce any outstanding performances. Western Michigan's Darcy



JEFF JOHNSON

Denise Wood, double winner at Kentucky

Tomlinson won the 1500 and 3000 and teammate Josephine Williamson took the two sprints with Williamson's 11.6 hand-timed century the best mark of the day.

RESULTS: **LJ**, Dolly Patterson (N. Ill) 18'3; **1500/3000**, Darcy Tomlinson (W. Mich) 5:03.3/10:41.6; **HJ**, Rhonda Filius (Ferris St) 5'8; **100H**, Monique Ozimkowski (W. Mich) 14.9; **DT**, Lisa Mowers (W. Mich) 133'0; **100**, 1—Josephine Williamson (W. Mich) 11.6, 2—Dolly Patterson (N. Ill) 11.9; **200**, Josephine Williamson (W. Mich) 24.8; **Scores**, 1—Western Michigan 179, 2—Northern Illinois 96, 3—Saginaw Valley 71, 4—Ferris State 55, 5—Wisconsin/Parkside 37, 6—Grand Valley 28, 7—Hillsdale 26, 8—Notre Dame 23, 9—Hope 17, 10—Spring Arbor 10, 11—Aquinas 8, 12—Southwest Michigan 1, 13—Calvin and Lake Michigan 0.

Colonial Relays

Williamsburg, Virginia, April 3 — Lots of speed highlighted the staging of the Colonial Relays at famous Williamsburg, Virginia, suh. Morgan State provided most of the excitement, but Howard University drew attention and Candy Young sped a 13.71 flight of hurdles.

RESULTS: 4x800, 1—Howard (Small-McNeely-Brown-Watts) 9:19.9, 2—Richmond 9:21.6, 3—West Chester State 9:22.2, 4—George Mason 9:22.6; **5000**, Kathy Scherer (W&M) 17:55.4; **HJ**, Thea Ackerman (W&M) 5'9, 2—Sharon Rose (Howard) 5'8; **DT**, Jeri Daniels (W&M) 132'6; 4x100, 1—Morgan State (Yancy-Dodson-Bullock-Belle) 46.2, 2—Howard 46.5, 3—Old

Dominion 47.5; **100H**, 1—Candy Young (FD) 13.71, 2—Thomasina Busch (Hampton) 14.81; **100**, 1—Sherri Funn (GM) 11.71, 2—Robertta Belle (MS) 11.74, 3—Candy Young (FD) 11.99; **1500**, 1—Patty Tholman (Rich) 4:35.5, 2—Lisa Young (WCS) 4:37.0; 4x100, 1—Morgan State (Page-Bullock-Cook-Belle) 3:42.7, 2—Old Dominion 3:44.5, 3—Howard 3:48.1; **High School Division**: **LJ**, Tamela Penny (Hermitage) 19'2¾; 4x100, Menchville 48.78; **DT**, Jackie Wallace (Lafayette) 142'7.

Washington Over BYU

Seattle, Washington, April 11 — Regina Joyce scored a twin win in the 800 and 1500 to lead the University of Washington squad to a 73-54 triumph over visiting Brigham Young University in a dual meet. Joyce ran a 4:21.93 fifteen after winning the 800 in a lackadaisical 2:13.64. BYU's Heather Kuusela had another fine mark with her winning toss of 162'11 in the discus.

RESULTS: **JT**, Deanna Carr (Wash) 150'1; **3000**, Sandra Gregg (Wash) 9:26.8; 4x100/4x400, Washington 48.15/3:54.04; **HJ**, Maggie Garrison (Wash) 5'9; **100H**, Stella Edwinton (BYU) 14.38; **400**, Melanie Washburn (BYU) 57.73; **800**, Regina Joyce (Wash) 2:13.64; **400H**, 1—Stella Edwinton (BYU) 61.53, 2—Tuija Helander (BYU) 63.50; **1500**, 1—Regina Joyce (Wash) 4:21.93, 2—Stacy Tangren (BYU) 4:34.04; **DT**, 1—Heather Kuusela (BYU) 162'11, 2—Caryl Van Pelt (Wash) 148'11, 3—Jackie Henry (Wash) 141'0; **SP**, 1—Caryl Van Pelt (Wash) 46'11, 2—Heather Kuusela (BYU) 43'10¾.

Riverside Invitational

Riverside, California, April 11 — Not much excitement at the 15th Annual Riverside Invitational in 1981. Best mark was the 141'2 toss by Cal Lutheran's Betty Rockcliffe in the javelin.

RESULTS: **SP**, Sally Hamilton (CS Bakersfield) 44'8"; **LJ**, Debbie Wilford (CSB) 18'3"; **JT**, Betty Rockcliffe (CL) 141'2; **DT**, 1—Debbie Burt (UNLV) 137'10, 2—Judy Burgan (Azusa-Pacific) 132'4; **1500**, 1—Mary Tracey (CHMS) 4:43.0, 2—Meg Rempel (Abbottford TC) 4:44.7; **3000**, Mary Albert (UC Riverside) 10:26.6.

11.29/22.37 for Cheeseborough

Nashville, Tennessee, April 11 — Chandra Cheeseborough returned to the top echelons of the track world today as she won the two sprints at the Tigerbelle Relays in swift times of 11.29 and 22.73. Her 200 is her lifetime best, bettering her old PR of 22.77 set way back in 1975. Cheeseborough teamed with Deborah Jones, Sheryl Pernell and DeAndra Carney to record a very swift 45.01 in the 4x100 relay. Other good marks were turned in by Alabama's Disa Gisladdottir who won the high jump at 6'0 and Stephanie Vega with a 58.46 triumph in the 400 hurdles. Gayle Watkins, unattached, was a double winner in the long jump and 100 hurdles.

RESULTS: **SP**, Debbie Uch (Ala) 44'2; **LJ**, Gayle Watkins (Un) 18'8"; **HJ**, 1—Disa Gisladdottir (Ala) 6'0, 2—Veronica Price (Ala) 5'8; **DT**, 1—Victoria Gay (W. Ky) 165'5, 2—Dawn Scatbough (Ala) 146'0, 3—Mary Ruch (Ala) 142'2; **JT**, 1—Lorri Kokkola (W. Ky) 153'8, 2—Victoria Gay (W. Ky) 132'9; **100**, 1—Chandra Cheeseborough (TSU) 11.29, 2—DeAndra Carney (TSU) 11.60, 3—Debra Martin (TSU) 11.86, 4—Wanda Hooker (Un) 11.96; **3000**, 1—Linda McLennan (Ala) 9:45.35, 2—Kristin O'Connell (Ala) 9:45.50; **800**, Lorna Forde (Atoms) 2:11.19; **1500**, Kim Bird (E. Tn) 4:42.34; **800Med/4x100**, Tennessee State 1:43.31/45.01; **400H**, 1—Stephanie Vega (Atoms) 58.46, 2—Vata Allen (W. Ky) 58.84, 3—Betsy Baymiller (E. Tn) 59.07, 4—Carol Sanders (Ala) 61.6; **100H**, 1—Gayle Watkins (Un) 13.93, 2—Sherri Ballew (Un) 14.0, 3—Judith Pollion (TSU) 14.45; **400**, 1—Alice Jackson (Un) 53.86, 2—Ernestine Davis (TSU) 53.89, 3—Lorna Forde (Atoms) 54.29, 4—Deborah Jones (TSU) 54.32; **200**, 1—Chandra Cheeseborough (TSU) 22.73, 2—Alice Jackson (Un) 23.59, 3—Sheryl Pernell (TSU) 23.68, 4—DeAndra Carney (TSU) 23.97.

Texas Tech Invitational

Lubbock, Texas, April 11 — Home team Texas Tech edged Angelo State 159-151 to win the team title at the Texas Tech Invitational. Busiest athlete was Abilene Christian's Maria Espanoza who scored a triple in the three distance runs. The two sprints provided fast times as Falecia Freeman of Texas Tech took the 100 in 11.53 and Cal State LA's Jackie Pusey annexed the 200 in 23.3s.

RESULTS: **LJ**, 1—Sharon Moultrie (Texas Tech)



June Griffith—fast at C. W. Post relays

JEFF JOHNSON

19'5/4, 2—Jacki Durham (Angelo St) 19'4"; **DT**, Janet Juracek (Ang. St) 135'9; **5000/3000/1500**, Maria Espanoza (Ab. Chr) 18:14.58/11:06.40/4:51.0; **4x800**, Abilene Christian 9:14.0; **JT**, Mary Chrobak (Ranger JC) 138'8; **100H**, Veronica Flowers (Tex. Tech) 14.06; **100**, 1—Falecia Freeman (Tex. Tech) 11.53, 2—Sharlene Smith (Ang. St) 11.92, 3—Sharon Moultrie (Tex. Tech) 11.92; **800**, Tina Lopez (Ab. Chr) 2:14.18; **200**, 1—Jackie Pusey (CSLA) 23.3, 2—Falecia Freeman (TT) 24.33, 3—Jacki Durham (Ang. St) 24.34; **4x100**, 1—Angelo State 46.0, 2—Texas Tech 47.42, 3—Abilene Christian 47.44; **4x400**, Abilene Christian 3:52.70; **Scores**, 1—Texas Tech 159, 2—Angelo State 151, 3—Abilene Christian 125, 4—Ranger JC 31, 5—CS Los Angeles 29, 6—Eastern New Mexico 16.

C.W. Post Relays

Greenvale, New York, April 10 — Seven sprinters from Boy's and Girl's High School (Brooklyn) were the stars of the Annual C. W. Post Relays. The speedsters won the 4x100, 4x200 and 4x400 relays in fast times with Crystal Williams, Katrina Hardy and Catherine King taking part on all three winning teams. June Griffith anchored the Adelphi University 4x200 team to victory with a 22.8 leg, the team clocking a fast 1:36.9s. Closest event of the competition was the 100 meters won by Angela Williams of the Flashettes TC in 11.7s.

RESULTS: **400H**, 1—Sophie Davis (St. Johns) 63.3, 2—Althea Brown (Atoms) 63.3; **1500**, Cindy Weiss (Atoms) 4:38.5; **400**, Cheryl Inniss (Adelphi) 55.7; **100**, 1—Angela Williams (Flashettes) 11.7, 2—Candy Young (FD) 11.8, 3—Tina Barthlamew (Mercury Cats) 11.8, 4—Odessa Smalls (Club NY) 11.9; **200**, 1—Tina Barthlamew (MB) 24.8, 2—Odessa Smalls (Club NY) 24.5.9; **4x100**, Dynamite TC 47.7; **4x800**, 1—Atoms TC 9:08.9, 2—Elite

International TC 9:22.3; **4x200**, 1—Adelphi (Fearon-Inniss-Gilliard-Griffith) 1:36.9, 2—Dynamite TC 1:40.1, 3—Atoms 1:41.2; **4x400**, 1—Flashettes TC (Williams-Taylor-Toomer-Williams) 3:54.9, 2—Club NY 3:56.3, 3—Atoms 3:56.4, 4—Elite TC 3:56.6.

HIGH SCHOOL DIVISION: 4x200, 1—Boy's and Girl's (Crystal Williams-Katrina Hardy-Crystal Wilkins-Catherine King) 1:42.7, 2—Far Rockaway (NJ) 1:44.8; **4x100**, Boy's and Girl's (Williams-Rene Miller-Hardy-King) 48.0; **4x400**, 1—Boy's and Girl's (Williams-Laura Long-King-Hardy) 3:52.2, 2—Far Rockaway 3:54.0.

Illinois Invitational

Champaign, Illinois, April 11 — Ohio State had no trouble winning the team title at the Illinois Invitational rolling up 143 points to 97 for second place Eastern Illinois. Purdue's 4x800 relay team turned in a good 8:59.1 clocking for the 3200 meters and Ohio State's Kim Willis won both hurdle races. Good times by Lindy Nelson in the 5000 and Andrea Marek in the 1500.

RESULTS: **5000**, 1—Lindy Nelson (S. Ill/Carbondale) 16:46.38, 2—Rocky Racette (Mn) 17:05.68; **4x800**, 1—Purdue (Garoutte-Cotta-Sanford-Marek) 8:59.1, 2—Minnesota 9:18.6; **LJ**, 1—Kim Gowan (THC) 19'4/4, 2—Becky Kaiser (Ill) 18'3/4; **4x100**, Eastern Illinois (Great-house-Stephens-Johnson-Burroughs) 47.57; **1500**, 1—Andrea Marek (Pur) 4:33.43, 2—Nancy Sanford (Pur) 4:33.77, 3—Jan Slejko (Ohio St) 4:35.78; **100H**, 1—Kim Willis (OS) 14.1; **DT**, Jane Sumner (S. Ill/Edwardsville) 150'4; **800**, Kris Rens (Mn) 2:14.32; **400H**, 1—Kim Willis (OS) 61.8, 2—Marina Chin (OS) 63.4; **3000**, Becky Cotta (Pur) 9:37.04; **4x400**, Ohio State (Chin-Graeff-Willis-Humphrey) 3:55.51; **Scores**, 1—Ohio State 143, 2—Eastern Illinois 97, 3—Minnesota 92, 4—Illinois 79 1/2, 5—Purdue 72, 6—S. Ill/Carbondale 67 1/2, 7—S. Ill/Edwardsville 25, 8—University of Illinois/Chicago Circle 5, 9—Bradley 1.

Massachusetts Relays

Amherst, Massachusetts, April 11 — Pia Iacova, competing for the Taunton Track Club turned in the top performance at the University of Massachusetts Relays when she lofted the discus 162'7 for victory. Brown's Gracia won the two sprints and was the meet's only double winner. Judi St. Hilaire of Vermont won the mile in 4:50.7.

RESULTS: **JT**, Snow (Mass) 137'2; **100/200**, Gracia (Brown) 12.4/26.0; **Mile**, St. Hilaire (Vt) 4:50.7; **2M**, 1—Judy McCrone (Mass) 10:31.4, 2—Booth (Brown) 10:35.7, 3—Quigley (Wesleyan) 10:38.0; **4x440**, Cooper Striders 3:52.8; **4x880**, 1—Connecticut 9:24.4, 2—Brown 9:24.8, 3—Vermont 9:26.4.

Colorado Relays

Boulder, Colorado, April 11 — The University of Colorado won its own relay meet over eight other teams as Lori Risenhoover of Adams State grabbed high point honors with wins in the two dashes and anchor legs on the two winning sprint relays. Colorado's Brenda Denny had the best performance with

her throw of 164'7 in the discus. Denny had to throw that far to beat Colorado State's Francine Kaylor who had a fine mark of 161'2.

RESULTS: 4x880, Colorado (Montes-McLendon-Hulse-Drake) 9:33.36, 2—Wyoming (9:37.97; SP, Kelly Curran (Col. St) 46'5½; HJ, Lisa Greenfield (Col) 5'6; 4x110, Adams State (Petrelli-Donnelly-Babkewich-Risenhoover) 48.66; 1500, Sharon Hulse (Col) 4:45.85; DT, 1—Brenda Denny (Col) 164'7, 2—Francine Kaylor (Col. St) 161'2, 3—Cindy Young (Adams St) 149'2; LJ, Mary Harrington (Un) 18'11½; 100H, 1—Mary Harrington (Un) 14.56, 2—Debbie McClendon (Col) 14.86; 400H, Debbie McClendon (Col) 61.67; 3000, Bonnie Tamis (Col. St) 10:18.93; 4x440, Adams State (Petrelli-Sedall-Donnelly-Risenhoover) 3:59.92.

Dogwood Relays

Knoxville, Tennessee, April 11 — Shonel Ferguson, who for years has been considered a "journeyman" performer, suddenly loomed big as she got off a jump of 21'11½ to win the long jump at the Dogwood Relays and become the number three American long jumper of all time. Ferguson trails only Jodi Anderson (22'11½) and Kathy McMillan (22'3). The Florida Track Club jumper had a best of 21'3½ last year. Brenda Webb (Ath. West) and Benita Fitzgerald (Tennessee) each won two events and each had fine marks with Webb scurrying to 4:21.54 in the 1500 and 9:02.6 in the 3000 while Fitzgerald had her best-ever 100 in 11.25 (wind-aided) and recorded 13.68 while winning the 100 hurdles. Denise Wood (Knoxville TC) tossed the discus 187'9 and the Tennessee 4x400 relay squad turned in the nation's fastest 1600 in 3:36.63.

RESULTS: JT, 1—Debbie Williams (Mich) 157'11, 2—Sheila Smith (Un) 154'1, 3—Pam Passera (Tn) 149'7; 100H, 1—Benita Fitzgerald (Tn) 13.68, 2—Myrtle Chester (Tn) 14.55, 3—Susan Brownell (Va) 14.57, 4—Leorita Harris (Va) 14.68; 3000, 1—Brenda Webb (Ath. West) 9:02.6, 2—Bernadette Madigan (Ky) 9:21.6, 3—Aileen O'Connor (Va) 9:23.7, 4—Cindy Duarte (Clemson) 9:26.2, 5—Linda Portasik (Tn) 9:26.8, 6—Melanie Weaver (Mich) 9:32.6; 400, 1—Delisa Walton (Tn) 52.64, 2—Judy Richardson (Ky) 54.27, 3—Gwen Murray (Pitt) 54.77, 4—Tammie Hart (Penn St) 54.88, 5—Antionette Browning (Ky) 55.22, 6—Lisa Garret (Va) 55.31; 1500, 1—Brenda Webb (Ath. West) 4:21.54, 2—Mary Rawe (Penn St) 4:23.10, 3—Bernadette Madigan (Ky) 4:24.02, 4—Patty Murnane (Penn St) 4:25.15, 5—Kerry Robinson (Clemson) 4:27.27, 6—Jill Haworth (Va) 4:30.93; DT, 1—Denise Wood (Knox. TC) 187'9, 2—Marita Walton (md) 166'1, 3—Penny Neer (Mich) 162'11, 4—Rose Hauch (Tn) 157'9, 5—Cindy Crapper (Ky) 152'1, 6—Elaine Sobansky (Penn St) 151'4; LJ, 1—Shonel Ferguson (Fl. TC) 21'11½, 2—Lorraine Ray (Fl. TC) 20'8, 3—Ann Meachum (E. Mich) 19'10½, 4—Sharieffa Barksdale (Tn) 19'9¼, 5—Lorrie Thornton (Mich) 19'5, 6—Janette Williams (Ind. St) 19'2¾; 800, 1—Joetta Clark (Tn) 2:06.25, 2—Terry Pioli (Penn St) 2:08.32, 3—Jill Haworth (Va) 2:10.70, 4—Linda Nicholson (Va) 2:11.81; 100, 1—Benita Fitzgerald (Yn) 11.25w (+3.5), 2—Brenda Brown (Va) 11.63w, 3—Sharieffa Barksdale (Tn) 11.67w, 4—Kathy Barber (Ky) 11.75w, 5—Ronda Boyd (Ky) 11.76w; 4x400, 1—Tennessee (Rattray-Barksdale-Clark-Walton) 3:36.63, 2—Virginia 3:42.73, 3—Kentucky 3:44.20, 4—Penn State 3:44.72, 5—Indiana 3:45.20.

Sacramento Wins

Sacramento, California, April 11 — Cal State Sacramento had a field day as


they defeated Cal State Chico and San Francisco State in a three-way affair which also saw the University of Nevada/Reno as a non-scoring guest. The home team tallied 110 points to far outdistance Chico (52) and San Francisco (36). Two double winners emerged from the competition. Sacramento's Bobbie Gilmore won the two sprints and Chico's Kathy Lisle took the shot and discus. Mary Anne Scannell (Sacramento) ran 16:57.5 to win the 5000.

RESULTS: SpMed, Sacramento 1:47.4; 4x100, Sacramento 47.5, 2—San Francisco 47.9; 100/200, Bobbie Gilmore (Sac) 12.0/25.6; 400H, Goldie Sizemore (Chi) 64.7; 3000, Eobin Tracey (Sac) 10:15.1; 4x440, Sacramento 3:57.2; SP/DT, Kathy Lisle (Chi) 44'4¼/135'10.

Arizona State Wins Two More

Tempe, Arizona, April 11 — Arizona State easily disposed of Stanford (83-43) and New Mexico (85-40) in a double dual meet which saw mostly average marks. Stanford and New Mexico each won three events and the Arizona crew annexed everything else. Stanford's Kim Schnurpfeil had a good 5000 (16:52.66) and ASU's Ria Stalman tossed the disc 196'8 for the best marks. Arizona freshman Leslie Deniz improved her season best in the disc to 181'3. Brenda Calhoun was the only other double winner taking the 100 and 100 hurdles.

RESULTS: 5000, 1—Kim Schnurpfeil (S) 16:52.66, 2—



Good SK for Schnurpfeil

JEFF JOHNSON

Maria Trujillo (AS) 17:00.85; SP, 1—Ria Stalman (AS) 49'10, 2—Carol Cady (S) 46'11; 4x100, 1—Arizona State (Chapple-Boyer-Bentley-Calhoun) 46.45, 2—New Mexico 47.13; LJ, Pam Donald (S) 19'6¼; 100/100H, Brenda Calhoun 12.21/14.22; HJ, Coleen Reinstra (AS) 5'6; 400, Charlotte Zepherin (AS) 55.51; 800, 1—Regina Dramiga (NM) 2:11.0, 2—Sandy Beach (AS) 2:13.1; 400H, Gail Bassett (NM) 62.66; DT, 1—Ria Stalman (AS) 196'8, 2—Leslie Deniz (AS) 181'3, 3—Carol Cady (S) 157'4; 200, 1—Val Boyer (AS) 24.72, 2—Teri Chapple (AS) 24.93; 1500, 1—Val Fischer (NM) 4:32.99 . . . 6—Kim Schnurpfeil (S) 4:48.17; JT, 1—Mary Osborne (S) 159'8, 2—Jaima Gale (AS) 152'2 . . . 6—Coleen Reinstra (AS) 105'4; 4x440, 1—Arizona State (Beach-Paraham-Bentley-Acker) 3:52.57, 2—New Mexico 3:53.87.

Karin Smith 209'3

San Luis Obispo, California, April 11 — Karin Smith, 1980 TAC and OT champion, missed the collegiate record in the javelin by only five inches as she tossed the spear 209'3 in a non-scoring dual affair with Washington State University. Kate Schmidt set the college record a goodly number of years ago. Smith, newly enrolled at the California institution, got off her season best on her first effort in the competition. Except for the javelin, marks were generally average.

RESULTS: HJ, Sue McNeal (CP) 6'0; JT, 1—Karin Smith (CP) 209'3, 2—Jeanne Eggart (WS) 159'10; 1500, Eileen Kraemer (CP) 4:37.05; 400, Kathy Jones (CP) 57.9; 100/200, Liz Douglas (CP) 12.4/25.3; 4x880, Cal Poly (Harper-Allyne-Kraemer-Scherzinger) 9:22.6; 400H, Carrie McCarthy (WS) 63.1; DT, 1—Laurie Bush (WS) 138'10, 2—Debbie Lombardi (WS) 131'6; SP, Dana Henderson (CP) 42'10; 3000, Irene Crowley (CP) 10:16.8; 4x440, Cal Poly (Allyne-Held-Douglas-Jones) 3:57.8.

Murray State Invitational

Murray, Kentucky, April 11 — Murray State's Allison Manley, who earlier in the season recorded a fine 5373 in her first-ever heptathlon, turned her attention to individual events today at the Murray State Invitational and provided marks of 20'9½ to win the long jump, 5'9 to win the high jump and 13.86 for a third in the 100m hurdles. The University of Kansas, led by Lori Green-Jones' twin wins in the sprints, took the team title over Illinois State with 190 points. Ten teams took part. Candice Williams of Southeast Missouri won the hurdles in a good 13.61 and a so-so 62.61.

RESULTS: HJ, Allison Manley (Mr. St) 5'9, 2—Agnes Riley (Ill. St) 5'8; 5000, Sue Schaefer (Kan) 17:04.18; LJ, 1—Allison Manley (Mr. St) 20'9½, 2—Tudie McKnight (Kan) 20'2½, 3—Agnes Riley (Mur. St) 19'3¼; 4x100, 1—Illinois State (Unes-Johnson-Kilhoffer-Hall) 47.30, 2—Kansas 47.72; JT, Linda McDuffy (Ill. St) 139'9; 100H, 1—Candice Williams (SE Mo) 13.61, 2—Debi Kilhoffer (Ill. St) 13.64, 3—Allison Manley (Mur. St) 13.86, 4—Donna Smitherman (More. St) 14.06, 5—Gwen Poss (Kan) 14.13, 6—Connie McKernan (Kan) 14.15; 400, 1—Lorna Tucker (Kan) 56.42, 2—Tudie McKnight (Kan) 56.53; 100, 1—Lori Green-Jones (Kan) 11.77, 2—Cheryl Johnson (Ill. St) 11.98; 800, 1—Debbie Hertzog (Kan) 2:15.68, 2—Bonnie Fontana (Louisville) 2:15.72; 400H, 1—Candice Williams (SE Mo) 62.61, 2—Dinna Smitherman (Morehead) 62.81; 200, 1—Lori Green-Jones (Kan) 23.99.

RESULTS - RESULTS - RESULTS (continued)

2—Donna Sims (Middle Tn) 24.21, 3—Glenvira Williams (Mr. St) 24.49, 4—Cheryl Johnson (Ill. St) 24.53; **DT**, Becky McGranahan (Kan) 145'9; **3000**, Sue Schaefer (Kan) 9:53.78; **SpMed/4x800/4x100**, Kansas 1:48.25/9:33.73/3:54.72; **Heptathlon**, 1—Bev Fuller (Kan) 4823 (16.3-26'1 1/2-5'7 1/2-26.1-16'11 1/2-26'1 1/2-2:21.74), 2—Lyn Adam (Ill. St) 4739; **Scores**, 1—Kansas 190, 2—Illinois State 120, 3—Murray State 111, 4—Southeast Missouri 62, 5—Middle Tennessee 44, 6—Louisville and Eastern Kentucky 28, 8—Morehead State 26, 9—Vanderbilt 12, 10—Lake Michigan 0.

Wisconsin Wins Drake Invitational

Des Moines, Iowa, April 11 — Winning seven events on the program, Coach Pete Tegren's powerful Wisconsin team edged Nebraska by 18 points for the team title of the Seventh Annual Drake Invitational, 128-110. It remained for Nebraska, however, to provide the top performance of the day as Merlene Ottey whipped through the 200 meters in a swift 22.35, best in the world this year. Angella Taylor of Canada was second in a good 22.71. High schooler Kathy Gillespie won the heptathlon with 4994 points and the Nebraska 4x100 squad broke the tape in 45.45.

RESULTS: 5000, 1—Nan Doak (Iowa) 16:39.64, 2—Mary Stepke (Wis) 16:53.50, 3—Letha Davis (Drake) 16:54.18, 4—Zapetta Weber (Iowa) 16:56.90; **4x100**, 1—Nebraska (Murray-Zajic-Seaton-Ottey) 45.45, 2—Wisconsin 46.33, 3—Iowa 47.15; **1500**, 1—Rose Thompson (Wis) 4:25.53, 2—Penny O'Brien (Iowa) 4:26.67, 3—Diane Vetter (Iowa St) 4:27.43, 4—Kay Stormo (Iowa) 4:28.27, 5—Kathy Schilly (Iowa Unity TC) 4:29.53; **DT**, 1—Melanie Heitman (Iowa St) 145'8, 2—Karen Wood (Nb) 143'5; **400**, 1—Pam Moore (Wis) 53.57, 2—Sheila Barney (W.Ill) 55.13; **100**, Norma Murray (Nb) 12.07; **100H**, 1—Kathy Borgwarth (Wis) 14.29, 2—Kelley Mathews (Iowa St) 14.53; **JT**, 1—Melanie Heitman (Iowa St) 156'9, 2—Kathy Kraai (Nb) 149'3; **LJ**, Pat Johnson (Wis) 20'8 1/2; **10000**, 1—Tina Gandy (Iowa Prairie TC) 36:21.1, 2—Judy Parker (Iowa) 36:27.8, 3—Marybeth Spencer (Wis.Un) 37:02.6; **200**, 1—Merlene Ottey (Nb) 22.35, 2—Angella Taylor (Canada) 22.71, 3—Norma Murray (Nb) 23.99, 4—Sheila Barney (W.Ill) 24.26, 5—Damita McClinton (Drake) 24.77; **400H**, 1—Chris Davenport (Iowa) 61.24, 2—Amy Dunlop (Wis) 61.56; **800**, 1—Sue Spalholz (Wis) 2:08.06, 2—Marie Simonsson (Drake) 2:08.48, 3—Rose Thompson (Wis) 2:10.08, 4—Pam Schubert (Nb) 2:10.83, 5—Julie Seaton (Nb) 2:11.46, 6—Lisa DeLap (W.Ill) 2:11.57; **HJ**, 1—Anne Erpenbeck (Drake) 5'10, 2—Sharon Burrill (Nb) 5'10, 3—Joan Brockhaus (Wis) 5'8, 4—Melinda Morris (W.Ill) 5'8, 5—Cathy Seybold (Nb) 5'8; **SpMed**, 1—Wisconsin (Winski-Johnson-Jackson-Moore) 1:43.17, 2—Drake 1:44.59, 3—Iowa 1:46.51; **Heptathlon**, 1—Kathy Gillespie (Iowa HS) 4994, 2—Janet Adams (Iowa) 4874, 3—Sandra Obermeier (Nb) 4847; **SP**, Karen Wood (Nb) 45'1 1/4; **3000**, 1—Cindy Bremser (Wis.Un) 9:27.72, 2—Kathy Schilly (Iowa Un) 9:32.66, 3—Susie Houston (Wis) 9:33.33; **4x400**, 1—Iowa State (Mahal-Wells-McCarthy-Matthews— 3:46.44, 2—Iowa 3:46.82, 3—Western Illinois 3:47.95; **4x800**, 1—Wisconsin (Beischel-Brunner-Brewster-Spalholz) 9:00.8, 2—Western Illinois 9:19.58, 3—Iowa 9:46.62; **Scores**, 1—Wisconsin 128, 2—Nebraska 110, 3—Iowa 103, 4—Iowa State 66, 5—Drake 63, 6—Western Illinois 59, 7—Southern Illinois 26, 8—Wisconsin United TC 16, 9—Iowa Prairie TC 10, Iowa United TC 10, Fleet Elite TC 10, 12—Westerwind TC 2.

CLOSED DIVISION: 5000, 1—Donna Gathje (Mankato St) 16:37.93, 2—Lori Bocklund (S.Dak.St) 17:05.59; **1500**, Leslie Seymour (St.Olaf) 4:33.71; **SP**, Sandie Pehler (Wis/LaCrosse) 44'9 1/2; **400**, Stephanie Farrington (Mankato St) 56.88; **10000**, Jill Ramsdell (S.Dk.St) 37'22.2; **Heptathlon**, Donna Tiegs (Mankato St) 4671;

DT, Deb Hildebrandt (Wis/LaCrosse) 145'1; **800**, Lori Bearson (Mankato St) 2:11.71; **400H**, Carol Humphries-Drummond (Ne Mo) 61.5; **SpMed**, 1—Central College (Huddle-Brock-Thura-Clear) 1:46.87, 2—NE Missouri 1:47.75; **3000**, Nancy Geiske (S.Dk.St) 9:50.24; **4x800**, Moorhead State (Gillis-Grieme-Harty-Bock) 9:12.80, 2—Central 9:17.42, 3—Mankato State 9:19.81; **Scores**, 1—Mankato State 92, 2—Wisconsin/LaCrosse 90, 3—Nebraska/Omaha 72, 4—Central 59, 5—NE Missouri State 44, 6—South Dakota State 33, Southeast Missouri State 33, 8—South Dakota 29 1/2, 9—St.Cloud State 29, 10—St. Olaf 21, 11—Moorhead State 20, 12—North Dakota State and Nebraska Wesleyan 19, 14—Northern Iowa 16, 15—North Dakota 14, 16—Iowa Wesleyan 11, 17—Bethel 6, 18—Eureka, Mcalester and NW Missouri State 4.



Kim Gallagher, fast prep 1500 in 4:20.23 at Maryland

JEFF JOHNSON

Maryland Invitational

College Park, Maryland, April 18 — Great distance races and marks highlighted the staging of the University of Maryland Invitational. High schooler Kim Gallagher took top honors in the 1500 with a very speedy 4:20.23 with the next four places also clocking fast times. Cathie Twomey edged Mary Shea to capture the 3000 in 9:03.88 to 9:06.32, and Maryland's Mary Walsh took the 10k in 34:13.88. Susan Girard of North Carolina State won the 5000 over Walsh in a good 16:34.59. Morgan State's Nellie Bullock was a double winner with victories in the two sprints and Marita Walton annexed the shot and discus.

RESULTS: 5000, 1—Susan Girard (NC St) 16:34.59, 2—Mary Walsh (Md) 16:53.35; **SpMed** (880), 1—Morgan State 1:43.42, 2—DC International 1:43.83, 3—Maryland 1:44.76; **DT**, Marita Walton (Md) 156'5; **SP**, 1—Marita Walton (Md) 52'6 1/2, 2—Daniels (William & Mary) 45'10 1/2; **400**, 1—Gwen Murray (Pitt) 53.83, 2—Esther Mahr (Un) 53.98, 3—Roberta Belle (Morgan St) 54.5; **800**, Debbie Pavik (Md) 2:12.21; **LJ**, 1—Evaline Hatcher (Mor. St)

19'8 3/4, 2—Lisa Staton (NC St) 19'6; **100H**, 1—Gayle Watkins (DCI) 14.11, 2—Julie Smithers (Rutgers) 14.54, 3—Maureen Prendergast (LIU) 14.76; **400H**, 1—Maureen Prendergast (LIU) 60.83, 2—Yerrell (Boston) 62.49; **100**, Nellie Bullock (Mor. St) 11081; **10000**, Mary Walsh (Md) 34:13.88; **200**, 1—Nellie Bullock (Mor. St) 24.41, 2—Janet Dodson (Mor. St) 24.65, 3—Delores Gibbs (LIU) 24.69, 4—Esther Mahr (Un) 24.84; **3000**, 1—Cathie Twomey (Ath. West) 9:03.88, 2—Mary Shea (NC St) 9:06.32, 3—Jean Whiston (Md) 9:33.56; **4x400**, Morgan State 3:45.40; **JT**, O'Carroll (Club New England) 151'4; **4x100**, 1—Morgan State 46.48, 2—DC International 46.66, 3—William & Mary 46.71; **1500**, 1—Kim Gallagher (Upper Dublin HS) 4:20.3, 2—Sande Cullinane (NC St) 4:21.32, 3—Sue Overby (NC St) 4:25.10, 4—Pia Palladino (Gtn) 4:25.46, 5—Pat Walker (Md) 4:28.4.

Princeton Crushes Villanova

Princeton, New Jersey, April 11 — In spite of the valliant efforts of Villanova's Sue Shea who won the 800 and finished second in the 1500 and 3000, Princeton University had little difficulty downing the visiting Villanova team 101-31 in a dual meet. Best mark of the day was the 4:27.1 in the 1500 by Debbie Schulte of the home team.

RESULTS: 1500, 1—Debbie Schulte (P) 4:27.1, 2—Sue Shea (V) 4:30.5; **100H/LJ**, Chang (P) 14.8/17'10 1/2; **800**, 1—Sue Shea (V) 2:14.6, 2—Maree (V) 2:14.8; **400H**, Anderson (P) 61.9; **3000**, 1—Zollo (P) 10:10.1, 2z-Sue Shea (V) 10:12.7.

Jackson State Invitational

Jackson, Mississippi, April 11 — Winning nine events, host Jackson State won the 6th Annual Jackson State Invitational with ease. The Jackson crew was led by their relay runners who annexed all three baton events.

RESULTS: SpMed, 1—Jackson State (Cook-McDougal-Hope-Owens) 1:43.5, 2—Mississippi Valley 1:43.9; **100**, Esther Hope (JS) 11.5; **4x100**, Jackson State (Cook-Hope-McDougal-Owens) 47.1; **800**, 1—Radius Jacobs (JS) 2:11.2, 2—Revaj Knight (Grambling) 2:11.4, 3—Donna Bean (JS) 2:12.0; **400**, 1—Yvette Joseph (JS) 55.2, 2—Vogel Newsome (MissV) 55.6; **4x400**, Jackson State (Joseph-Joseph-McDougal-Hope) 3:47.8; **Scores**, 1—Jackson State 154, 2—Mississippi Valley 99, 3—Alabama State 38, 4—Grambling 21, 5—Alcorn State 20, 6—Southern University 14, 7—Mississippi College 10.

Arlington Relays

Arlington, Texas, April 11 — North Texas State University easily won the 17th Annual Arlington Relays. The Denton team had three double winners: Debra Pinnix in the 100 and 200, Ileana Hocking in the 800 and 1500 and Donna Thomas in both jumps.

JUMPS: HJ/LJ, Donna Thomas (NT) 5'6/20'3 1/4; **4x100**, North Texas State (Bergeron-Smith-Bennett-Pinnix)

Since there's no difference in Cadillacs you should look for the difference in dealers.



When you buy a car, you also acquire a dealer.

When you buy a Kennedy Cadillac, you acquire a dealer you can depend upon. Our concern for customer value doesn't stop with the purchase. It is crucial that your car give you continued satisfaction.

That's why we have one of the largest service organizations in Southern California and with the growing sophistication of today's cars it means we must have a staff of technicians who service your car and in most cases return it to you the same day.

For over 28 years we have been telling you what a superb car Cadillac is. It's not just the great selection of the most prestigious automobiles in America that makes us distinctive. It's our personalized way of doing business in sales, resale, service and leasing.

Most important to you are the Kennedy people. They're experienced. They've been with us for a long time. They have a well deserved reputation for fairness, for professionalism and for an attitude of personal attention found in few other organizations.

Our reputation is based on their integrity. Having these insights would you feel comfortable buying your Cadillac anywhere else?

At Kennedy Cadillac you don't just buy a car, you adopt a way of life.

Kennedy Cadillac, you can depend on us.

Kennedy  **Cadillac**

1400 S. Camino Real, San Bernardino, CA 92400
(714) 889-9881

RESULTS - RESULTS - RESULTS (continued)

47.26; 1500, 1—Ileana Hocking (NT) 4:27.45, 2—Jo Ann Dohanich (NT) 4:27.45; 400, Ella Smith (NT) 55.97; 100, 1—Debra Pinnix (NT) 11.8w, 2—Julie Bergeron (NT) 11.9w; 800, Ileana Hocking (NT) 2:09.77; DT, Adele Kennedy (Baylor) 146'8; 200, 1—Debra Pinnix (NT) 24.44, 2—Julie Bergeron (NT) 24.52; 4x400, North Texas State (Smith-Bennett-Hocking-Bergeron) 3:55.56; Scores, 1—North Texas State 198, 2—Texas A&I 111, 3—Baylor 40, 4—West Texas State 37, 5—UTA 11, 6—Texas Christian 9.

Virginia is State Champ

Harrisonburg, Virginia, April 18 — Coach Dennis Craddock's troops from the University of Virginia, suh, won the Virginia State AIAW championship by defeating Old Dominion 192-87, these two teams being the only Division I institutions in the state. William and Mary took the State Division II title and Liberty Baptist annexed the Division III gonfalon. Marks for the most part were average or below, best being the 54.0 400 by Lisa Garrett and the 20'3 leap in the long jump by Old Dominion's Robin Taylor.

RESULTS: **DIVISION I, 10000**, Val Hardin (V) 37:45.5; 1500, Marisa Schmitt (V) 4:38.2; 100H, Laurita Harris (V) 14.6; 400, 1—Lisa Garrett (V) 54.0, 2—Dana Wright (OD) 54.9; 100/200, Brenda Brown (V) 12.3/24.5; 400H, 1—Vivian Scruggs (V) 60.3, 2—Dana Wright (OD) 61.6, 3—Karen Hatchett (V) 61.9; 880 SpMed, Old Dominion 1:46.9; 4x440, Virginia 3:43.7; LJ, Robin Taylor (OD) 20'3. **DIVISION II, 1500**, Cindy Slagle (James Madison) 4:38.2; 100H, Susan Allen (George Mason) 14.8; 400, Evette Jones (Hampton Inst) 54.6; 400H, Suzi Shreckhise (JM) 61.4; 4x440, Hampton Institute 3:55.0; SP/DT, Jeri Daniels (William & Mary) 44'3/4-140'2; Scores, 1—William & Mary 63, 2—James Madison 58, 3—Hampton Institute 53, 4—Virginia Tech 51, 5—George Mason 46, 6—Richmond 22. **DIVISION III, 200/400**, Edna Davis (Christopher Newport) 54.5/24.4; Scores, 1—Liberty Baptist 185, 2—Mary Washington 141, 3—Lynchburg 121, 4—Eastern Mennonite 59, 5—Emory & Henry 33, 6—Christopher Newport 21.

Puerto Rico Collegiates


By Fernando Rodil

San Juan, Puerto Rico, April 11/12 — Two girl's stood out at the 49th version of the local universities championships. (Actually the 10th version for the women.) Angela Lind (Inter-American University) won the 800/1500/3000/400H in 2:09.4/4:34.5/9:59.9/61.4 and anchored her school's 4x400 relay team into second place.

Marielande Mathew (College of Agriculture & Mechanical Arts) won the 100/200/400 in 11.8/24.2/55.5 and anchored both winning realy teams in 47.9 and 3:54.9. Her teammate from Barbados, Jennifer Swanston, won the high jump (5'5) and long jump (18'7/4) in addition to picking up a silver in the 100 hurdles and a bronze in the 800 for a fine display of versatility.

Leading institutions were: 1—CAAM

196, 2—Interamerican 116, 3—Catholic University 52, 4—University of Puerto Rico 50. The rumor is Angela Lind, who is graduating this summer, may go to school in the United States to pursue her masters degree.



Ramona Pagel—over 51 feet

JEFF JOHNSON

Color Country Invitational

Cedar City, Utah, April 17 — Lisa Thompson (UNLV) won both sprints and became the meet's only double winner as Southern Utah State College hosted eight teams plus unattached athletes at the Color Country Invitational. Utah State University had no trouble winning the team title.

RESULTS: 100, 1—Lisa Thompson (UNLV) 11.7, 2—Cheryl Osborne (Ath. Int) 11.8, 3—Delene Thomas (Utah St) 12.1; 200, 1—Lisa Thompson (UNLV) 24.1, 2—Cheryl Osborne (Ath. Int) 24.3; 400, Nancy Miller (Utah St) 56.0; 100H, 1—Linda Bourne (Un) 14.2, 2—Konnie Mackey (Utah St) 14.3; 400H, 1—Konnie Mackey (Utah St) 61.6, 2—Jennifer James (Utah St) 62.3; HJ, Shauna Vranes (Utah) 5'8; DT, 1—Karlyn Gansel (Utah St) 155'2, 2—Dolphine Burt (UNLV) 143'1; 4x400, Utah State 3:50.7; Scores, 1—Utah State 140, 2—Utah University 102, 3—Weber State 75, 4—UNLV 55, 5—Northern Arizona 39, 6—Southern Utah State 24, 7—Brigham Young 14, 8—Dixie College 0.

Wid-West Open

Charleston, Illinois, April 18 — Eastern Illinois hosted the Mid-West Open and although the competition was close, there were no outstanding results.

RESULTS: SpMed, Western Illinois 1:44.73; 10000, Ankenbauer (Ind. St) 36:25.09; 4x800, Purdue 9:04.07, 2—

Illinois State 9:15.40; 4x100, 1—Eastern Illinois 47.07, 2—Indiana State 47.33, 3—Western Illinois 47.88; 1500, 1—Sanford (Purdue) 4:34.44, 2—Dickerson (Ill) 4:34.79; 100H, 1—Agee (THTC) 13.96, 2—Kilhoffer (Ill. St) 14.16, 3—Baker (Ipd) 14.25, 4—Allen (WI) 14.29; 100, 1—Greathouse (EI) 11.77, 2—Burroughs (EI) 11.80; 400, Barney (WI) 56.60; 800, 1—Montgomery (Ind. St) 2:12.09, 2—DeLap (WI) 2:12.22; 200, 1—Greathouse (EI) 24.32, 2—Church (Ind. St) 24.33, 3—Burroughs (EI) 24.55; 400H, Baker (Ind. St) 61.67; 5000, Cotta (Purdue) 17:15.81; 4x400, Indiana 3:49.27; JT, 1—Novak (WI) 150'8, 2—Madaea (WI) 148'3; Heptathlon, Chris Singer (Ind. St) 4765 (15.4-35'8-51-27.9-16'11/2-102'7-2:29.7).

UTEP Relays

El Paso, Texas, April 18 — The University of Texas at El Paso showed they will be a factor in deciding the national championship in May as they dominated the Annual UTEP Relays. The Miners won all four relays in fast times and added wins in the 1500, long jump and 100m hurdles in addition. Outstanding track athlete of the meeting was Jeanine Brown who sped legs on three winning relays while the outstanding field performer was Arizona State's Ria Stalman. Stalman won the shot and discus, teaming with freshman Leslie Deniz in the latter event to form the best 1-2 punch in the US. Arizona State's Coleen Reinstra won the high jump at 6'1.

RESULTS: 1500, 1—Jackie Richards (UTEP) 4:32.29, 2—Val Fisher (NM) 4:34.75; 4x100, 1—UTEP (Reese-Hayward-Simpson-Brown) 45.10, 2—New Mexico 45.37, 3—Arizona State 46.24, 4—Arizona 46.4; 4x440, 1—UTEP (Crooks-Collins-Biggers-Brown) 3:43.09, 2—Arizona State 3:47.22, 3—Texas A&M 3:47.51; SpMed, 1—UTEP (Reese-Hayward-Brown-Crooks) 1:40.39, 2—Arizona State 1:42.16, 3—New Mexico 1:42.99, 4—Arizona 1:44.29; 4x880, 1—UTEP (Kruger-Biggers-Richards-Collins) 9:07.62, 2—New Mexico 9:11.15, 3—BYU 9:13.29; 100H (-1.19), 1—Kim Turner (UTEP) 13.64, 2—Brenda Calhoun (Ariz. St) 14.08, 3—Robin Marks (Ariz) 14.11; JT, Donna Mayhew (Ariz) 162'0; 5000, 1—Marie Trujillo (Ariz. St) 17:19.43, 2—Marjorie Kaput (Ariz) 17:43.92; SP, 1—Ria Stalman (Ariz. St) 50'1/2, 2—Debra Pryor (Ariz. St) 46'0, 3—Terry Hellick (NM) 44'6/4; DT, 1—Ria Stalman (Ariz. St) 189'7, 2—Leslie Deniz (Ariz. St) 173'9, 3—Heather Kuusela (BYU) 155'2, 4—Vickilee Cobern (Tx A&M) 148'7; HJ, 1—Coleen Reinstra (Ariz. St) 6'1, 2—Anneke Magendans (UTEP) 5'9; LJ, 1—Esther Otieno (UTEP) 19'3/4, 2—Sharoh Moultrie (Tx. Tech) 19'1/4; 400H, 1—Sandra Farmer (Ariz) 60.23, 2—Ellen Smith (Tx. A&M) 60.40, 3—Denise Waddy (Ariz) 61.42, 4—Stella Edwinson (BYU) 61.8.

TFA/Brooks Invitational

Northridge, California, April 18 — Jennifer Innis won the two sprints and Ramona Pagel became the 19th American to put the shot over the 51 foot mark as Cal State Northridge staged the TFA/Brooks Invitational amidst the rain drops. Innis won the dashes in slow times of 12.12 and 24.61 and Pagel defeated Lorna Griffin to take the shot.

RESULTS: 5000, 1—Liz Baker (SDS) 17:03.85, 2—Diana Karg (UCSB) 17:10.16, 3—Beth Milewski (CSN) 17:10.27; 4x100, 1—CS Bakersfield 46.77, 2—CSN 46.96, 3—LA Mercurettes 47.38; 100H, 1—Maureen McGee (LAM) 14.39, 2—Alesia Sweeney (CSN) 14.55, 3—Lori Smith (CSLB)

14.70; **LJ**, Jewel Lovelady (CSB) 19'4; **JT**, 1—Debbie Dibb (SDS) 157'3, 2—Beth Rockliffe (Cal Lutheran) 142'8; **400**, 1—Brenda Peterson (LAM) 54.26, 2—Paulette Clagon (LAM) 54.45; **SP**, 1—Ramona Pagel (CSLB) 51'0³/₄, 2—Lorna Griffin (Hol. Spa) 49'1¹/₄, 3—Annie McElroy (CSLB) 48'1¹/₄, 4—Cheryl Kennedy (SDS) 46'11, 5—Sharon Hamilton (CSB) 44'10¹/₄; **100**, Jennifer Innis (CSLA) 12.12; **800**, Deanne Gutowski (LAM) 2:13.66; **200**, 1—Jennifer Innis (CSLA) 24.61, 2—Yolanda Rich (CSLA) 25.19; **DT**, 1—Lorna Griffin (Hol. Spa) 172'0, 2—Leslie Hoerner (CSLB) 157'11, 3—Lisa Vogelsang (Hol. Spa) 151'6, 4—Ramona Pagel (CSLB) 148'6; **4x100**, 1—CS Northridge 3:54.84, 2—San Diego State 3:55.60.

Washington Downs Oregon State

Seattle, Washington, April 18 — Alan Bonney's thinclads from the University of Washington showed they will be tough to beat in the northwest as they turned in some fine marks in defeating the Will Stephens coached Oregon State Beavers 69-58 in a dual meet. Washington's Regina Joyce turned in a great double as she won the 3000 in 9:37.72 and the 1500 in 4:22.29. Teammate Maggie Garrison cleared 5'11 to win the high jump over Oregon State's multiple-eventer Cindy Greiner who also cleared that height, and Caryl Van Pelt got off a good toss of 50'0¹/₂ to win the shot. Greiner was the bright spot for the Staters with her 5'11 leap in the high jump, a win in the 400 hurdles, a leg on the winning 4x100 team, a leg on the losing 4x400 team and a third in the 100m hurdles. Greiner has been over 5200 points in the heptathlon this season.

RESULTS: **JT**, 1—Terry Cooper (OS) 172'10, 2—Deanna Carr (W) 159'3, 3—Michelle Cleland (OS) 152'3; **LJ**, Colleen Gibson (OS) 19'5¹/₂; **HJ**, 1—Maggie Garrison (W) 5'11, 2—Cindy Greiner (OS) 5'11; **SP**, Caryl Van Pelt (W) 50'0¹/₂; **4x100**, Oregon State (Greiner-Moyler-Gibson-Pennington) 47.81; **3000**, 1—Regina Joyce (W) 9:37.72, 2—Joanne Lahti (OS) 9:57.40, 3—Debbie Cassidy (W) 10:07.4; **100H**, Connie Jackson (W) 15.09; **400**, Colleen Richardson (W) 57.07; **100/200**, Asa Pennington (OS) 12.39/24.83; **800**, Sandra Gregg (W) 2:09.79; **DT**, 1—Michelle Cleland (OS) 151'1, 2—Jackie Henry (W) 143'8, 3—Caryl Van Pelt (W) 138'9; **400H**, Cindy Greiner (OS) 63.77; **1500**, 1—Regina Joyce (W) 4:22.29, 2—Sandra Gregg (W) 4:29.59, 3—Susan Gregg (W) 4:32.89, 4—Connie Case (OS) 4:34.5; **4x400**, Washington (Phillips-Coaston-Richardson-Coaston) 3:54.95.

OSU Wins Ohio Title

Columbus, Ohio, April 18 — Ohio State University won the State Championship with 169 points, outscoring 10 other Ohio institutions. Two good performances were recorded as Ohio State's Kim Willis won the 100 hurdles in 13.5 and teammate Nan Doak annexed the discus with a throw of 162'4.

RESULTS: **SpMed**, Ohio University (Cotner-Kimbrough-Harris-Williams) 1:44.9; **4x100**, Bowling Green (Jamison-Guilford-Jennings-Jamison) 47.7; **HJ**, 1—Inge-Lise Christenson (Ohio St) 5'9, 2—Zenobia Johnson (Kent St) 5'9; **800**, Mary Beth Howard (Miami) 2:14.6; **3000**, Mary Stoner (Ohio St) 10:15.8; **400**, Kathy Williams (Ohio U) 56.1; **1500**, Jan Slejko (Ohio St) 4:37.7; **DT**, 1—Nadine Cox (Ohio St) 162'4, 2—Terri Byland (Kent St) 155'5, 3—Mary Rine (Ohio U) 142'11; **4x800**,

Miami 9:24.8; **100**, 1—Yvette Jules (Cleveland St) 11.7, 2—Jane Guilford (Bowling Green) 12.0, 3—Kim Willis (Ohio St) 12.2; **200**, 1—Kim Jamison (Bowling Green) 24.2, 2—Yvette Jules (Cleveland St) 24.4; **1000H**, Mary Shuber (Ohio St) 37:02.6; **100H**, 1—Kim Willis (Ohio St) 13.5, 2—Toni Jackson (Ohio St) 14.5, 3—Kawn Noel (Bowling Green) 14.6; **SP**, 1—Nadine Cox (Ohio St) 46'2³/₄, 2—Terri Byland (Kent St) 45'3³/₄, 3—Pam Hall (Miami) 44'9¹/₂; **Scores**, 1—Ohio State 169, 2—Bowling Green 132, 3—Ohio University 97, 4—Miami 74, 5—Kent State 53, 6—Rio Grande 20, 7—Cleveland State 18, 8—Ohio Wesleyan 10, 9—Cincinnati 8, 10—Ohio Northern 4, 11—Baldwin-Wallace 2.



Caryl Van Pelt,
University of Washington

JEFF JOHNSON PHOTO

Woody Wilson Relays

Davis, California, April 18 — Cal State Hayward made a shambles of the 13 team field to easily win the Annual Woody Wilson Relays, nearly doubling the score of runner-up Montana State. The Hayward crew won four of the six relays plus three individual events.

RESULTS: **DT**, 1—Ford (Hayward) 146'5, 2—Holliday (Mont) 135'6; **5000**, Michele Aubuchon (CSH) 17:16.4; **3000**, Hoth (Mont) 10:04.2; **SpMed/DisMed/4x800/-4x400**, CS Hayward 1:49.6/12:04.0/10:00.0/3:57.0; **JT**, McLain (Mont) 147'2; **SP**, Lisle (CS Chico) 44'4³/₄; **Scores**, 1—CS Hayward 124, 2—Montana State 68, 3—CS Davis 59, 4—Sierra 39, 5—CS Chico 36, 6—San Francisco State 34, 7—American River 33, 8—Humboldt State 27, 9—UN Reno 15, 10—Southern Oregon 12, 11—Los Medanos 10, 12—Sequoias 6, 13—Lassen 1.

Regina Dale Wins

Maryville, Missouri, April 18 — Nebraska/Omaha's Regina Dale won three events to lead her team as the Omaha crew met Northwest Missouri State in a non-scoring affair. Dale took top honors in the 100 hurdles, 200 and long jump

with marks of 14.7/25.31/18'10¹/₂. Teammate Julie Gullet was over 5'8 for another good mark.

RESULTS: **DT**, Linda Gottula (UNO) 137'0.

Ottey the Star

Lawrence, Kansas, April 17/18 — Merlene Ottey of Nebraska was the outstanding performer at the 56th Annual Kansas Relays scoring easy wins in the 100 and 200 meter sprints. Ottey opened by winning her 100 heat in a wind-aided 11.19, then came back to win the final in 11.26 with no wind and wound up by annexing the 200 in a legal 22.61. Canada's Angela Taylor was second in both events. Ottey also anchored the winning 4x110 relay team. Leann Warren and Madeline Manning hooked up in a fine duel over 800 meters with the Oregon sophomore winning with the nation's best time to date, 2:01.30. LATC's Marlene Harmon became the first American over 5700 when she won the heptathlon with 5704 over Nebraska's Nancy Kindig (5557).

RESULTS: **5000**, 1—Kellie Cathey (Ok) 16:33.52, 2—Nan Doak (Iowa) 16:38.60, 3—Katie Schilly (Iowa TC) 16:41.18, 4—Bonnie Tamis (Col. St) 17:08.05, 5—Carol Urish (Hous. Har.) 17:09.71; **DT**, 1—Karen McDonald (Ore) 167'10, 2—Robin Small (Un) 160'7, 3—Becky McGranahan (Kan) 158'9, 4—Karen Wood (Nb) 153'11, 5—Dana Olson (Houston) 151'11, 6—Janice Stucky (Kan. St) 147'3, 7—Francine Kaylor (Col. St) 146'2, 8—Cecil Hansen (Ok) 143'3; **1500**, 1—Penny O'Brien (Iowa) 4:27.30, 2—Kay Stormo (Iowa) 4:28.19, 3—Chris McMeekin (Iowa St) 4:30.4, 4—Diane Vetter (Iowa St) 4:31.9, 5—Letha Davis (Drake) 4:32.5, 6—Marie Simonsson (Drake) 4:33.7, 7—Siri Bjelland (Ok) 4:35.7; **400H**, 1—Sandy Myers (LATC) 58.60, 2—Chris Davenport (Iowa) 59.18, 3—Debbie McLendon (Col) 60.59, 4—Esmeralda Tagaban (Idaho St) 61.00, 5—Ellie Mahal (Iowa St) 62.29; **4x110**, 1—Nebraska (Murray-Zagic-Seaton-Ottey) 45.40, 2—Arkansas 46.52, 3—Oklahoma 46.86, 4—Barton CC 47.15, 5—Drake 47.45; **1000H**, Carol Urish (HH) 34:22.73; **HJ**, 1—Sharon Burrill (Nb) 5'10, 2—Sally McCarthy (Ok) 5'10, 3—Mary Cragoe (Mo) 5'10; **4x800**, 1—Oklahoma (Sames 2:11.8-Lancaster 2:12.2-Bjelland 2:13.6-Houghton 2:11.2) 8:48.89, 2—Nebraska 8:49.85, 3—Kansas State 8:52.04, 4—Iowa 8:59.47, 5—Iowa State 9:09.58, 6—Kansas 9:11.69, 7—Colorado 9:14.71; **SP**, 1—Cecil Hansen (Ok) 50'6³/₄, 2—Kelly Curran (Col. St) 46'8³/₄, 3—Sue Doucette (Iowa St) 45'11¹/₂, 4—Janice Stucky (Kan. St) 45'10³/₄, 5—Robin Small (un) 45'7³/₄; **JT**, 1—Dana Olson (Houston) 160'10, 2—Melanie Heitman (Iowa St) 152'3, 3—Kathi Kraai (Nb) 150'0, 4—Angie Stubblefield (Idaho St) 149'10, 5—Clara Simon (Iowa) 149'9; **LJ**, 1—Tudie McKnight (Kan) 19'11¹/₂, 2—Marlene Harmon (LATC) 19'9³/₄, 3—Beverly Slaughter (SE Mo. St) 19'6, 4—Sandy Myers (LATC) 19'5, 5—Lori Risenhoover (Adams St) 19'3; **100H** (0.0), 1—Pam Page (Un) 13.90, 2—Merlene Harmon (LATC) 14.05, 3—Kelly Mathews (Iowa St) 14.18 (14.03h), 4—Gwen Poss (Kan) 14.38 (14.01h), 5—Connie McKernan (Kan) 14.44 (14.04h); **800** **SpMed**, 1—Oklahoma (Moore-Allwine-Nickles-Campbell) 54.4) 1:43.44, 2—Memphis State 1:45.54, 3—Iowa State (Wells 51.2) 1:46.51; **100** (0.0), 1—Merlene Ottey (Nb) 11.26 (11.19hw), 2—Angela Taylor (Can) 11.45 (11.38hw), 3—Pam Green (Un) 12.03 (11.96h), 4—Normalee Murray (Nb) 12.06 (11.80hw), 5—Cerule Moore (Ok) 12.11 (12.03hw); **200**, 1—Merlene Ottey (Nb) 22.61, 2—Angela Taylor (Can) 22.87, 3—Normalee Murray (Nb) 24.27, 4—Pam Green (Un) 24.35, 5—Jenny Gorham (Un) 24.48; **800**, 1—Leann Warren (Ort) 2:01.30, 2—Madeline Manning (ORTC) 2:04.57, 3—Kay Stormo (Iowa) 2:06.53, 4—Marie Simonsson (Drake) 2:10.27, 5—Tami Essington (Nb) 2:11.23, 6—Siri Bjelland (Ok) 2:11.27; **4x400**, 1—Oklahoma (Moore 56.5-Nickles 55.8-Campbell 55.2-Lan-

RESULTS - RESULTS - RESULTS (continued)

caster 55.8) 3:43.3, 2—Iowa State 3:48.1, 3—Kansas 3:49.46, 4—SE Missouri State 3:50.28, 5—Kansas State 3:50.71.

HIGH SCHOOL DIVISION: 4x880, 1—Manhattan 9:46.8, 2—Kansas City Southwest 9:49.2; **HJ**, Kym Carter (Wichita East) 5'10; **SP/DT**, Pinkie Suggs (Manhattan) 44'9/133'10; **Heptathlon**, 1—Merlene Harmon (LATIC) 5704 (14.38w-5'8½-19'11¼-25.59-36'3-115'5-2:15.92), 2—Nancy Kindig (Nb) 5557, 3—Mary Harrington (Un) 5363 (14.17-84'9JT), 4—Sandra Obermeier (Nb) 4887, 5—Cathy Seybole (Nb) 4875, 6—Janet Adams (Iowa) 4850, 7—Bev Fuller (Kan) 4798, 8—Beets Kolarik (Kan. St) 4728.

James Madison Wins

Harrisonburg, Virginia, April 17 — Host James Madison University easily outscored Hampton Institute and Eastern Mennonite College to win a triangular competition at Madison Stadium. Madison's Cindy Slagle was a double winner in the mile and 3000 and Hampton's Tomia Busch was high point athlete with wins in the 100 hurdles and 200 plus anchoring the winning 4x100 team and picking up a second in the long jump.

RESULTS: **LJ**, 1—Randy Givens (HI) 18'8¼, 2—Tomia Busch (HI) 18'7¼; **100**, 1—Debra Clark (HI) 12.3, 2—Randy Givens (HI) 12.4; **100H/200**, Tomia Busch (HI) 14.5/25.5; **400**, Evette Jones (HI) 57.5; **400H**, Suzi Shreckhise (JM) 63.1; **4x100**, Hampton 48.2; **Mile/3000**, Cindy Slagle (JM) 5:11.6/10:30.3; **Scores**, 1—James Madison 117, 2—Hampton Institute 85, 3—Eastern Mennonite College 26.

Northern Colorado Invitational

Greeley, Colorado, April 17/18 — The Air Force Academy, led by distancer Rita Burr, took top honors over seven other teams to win the University of Northern Colorado Invitational with 190 points. Burr won the 800 and 1500 and anchored the winning 4x800 team.

RESULTS: **800/1500**, Rita Burr (AF) 2:17.77/4:43.11; **100H**, Chris Yale (NC) 14.77; **400**, Teresa Morel (Fort Hays) 56.61; **DT**, Vandora Wilson (FH) 141'3; **Scores**, 1—Air Force Academy 190, 2—University of Northern Colorado 161, 3—Fort Hays State 122, 4—Colorado State 84, 5—Southern Colorado 60, 6—Adams State 24, 7—Colorado College 9, 8—Eastern Wyoming 6.

Oregon Whips Washington State 91-37

Pullman, Washington, April 18 — In spite of leaving many of its top performers at home, the powerful University of Oregon team had no difficulty defeating Washington State 91-37 in a Northern Conference dual meet. The Pullman unit won only four events as Oregon's high scorer Lexie Miller led the Ducks.

Kris Costello won the 200 and was second in the 100 and 100 hurdles for Oregon.

RESULTS: **JT**, 1—Jeanne Eggart (WS) 165'8, 2—Sally Harmon (O) 161'3; **LJ**, Lexie Miller (O) 18'7¼; **4x100**, Oregon (Massey-Nicholson-Hilsentager-Cook) 48.62; **100H**, 1—Lexie Miller (O) 13.67, 2—Kris Costello (O) 14.10, 3—Lisa Nicholson (O) 14.79; **400**, Cheryl Byers (WS) 57.44; **800**, Rhonda Massey (O) 2:14.34; **100H**, Lisa Nicholson (O) 61.99; **1500**, Lisa Woodcock (WS) 4:37.52; **DT**, Quenna Beasley (O) 158'2; **4x100**, Oregon (Nicholson-Stapleton-Miller-Hamilton) 3:48.49.



Suzi Shreckhise won 400H for James Madison

Oregon State Whips Stanford

Stanford, California, April 25 — In spite of triple eventers Mary Osborne and Carol Cady and long distance doubles by Ellen Lyons and Kim Schnurpfeil, the visiting Oregon State University Beavers were too strong for the Stanford University crew and Stanford lost 77-50. Oregon State was led by heptathlete Cindy Grenier who won the high jump and 400 hurdles, ran on the winning 4x100 and 4x400 relay teams and picked up a second in the 100 hurdles. Asa Pennington won the two sprints for the visitors.

RESULTS: **SP**, Carol Cady (S) 46'2¼; **HJ**, 1—Cindy Grenier (OS) 5'8, 2—Sonya Crowther (OS) 5'8; **LJ**, 1—Pam Donald (S) 20'5¼, 2—Colleen Gibson (OS) 19'6¼; **5000**, 1—Ellen Lyons (S) 16:23.8, 2—Kim Schnurpfeil (S) 16:54.9; **4x100**, Oregon State (Kaumbach-Grenier-Gibson-Pennington) 47.55; **JT**, 1—Mary Osborne (S) 177'10, 2—Teresa Cooper (OS) 152'10, 3—Michelle Cleland (OS) 144'10; **100**, Asa Pennington (OS) 12.42; **400**, Marcia Martin (S) 56.75; **400H**, Cindy Grenier (OS) 63.26; **DT**, 1—Carol Cady (S) 159'7, 2—Michelle Cleland (OS) 146'0, 3—Mary Osborne (S) 140'3; **200**, 1—Asa Pennington (OS) 24.87, 2—Colleen Gibson (OS) 24.90; **1500**, 1—Connie Case (OS) 4:34.0, 2—Ellen Lyons (S) 4:37.3, 3—Diane Gong (S) 4:38.4, 4—Kim Schnurpfeil (S) 4:43.9.

UTEP Wins Two

Albuquerque, New Mexico, April 25 — Visiting UTEP scored wins over host New Mexico and traveling Brigham Young University in a three-way affair in Albuquerque. The Texans downed New Mexico 77-48 and prevailed over BYU 77-46. BYU edged New Mexico 67-62. The UTEP crew won 11 events but it was New Mexico's Michelle Mathias with a 23.73 clocking in the 200 meters who had the best performance.

Jackie Richards was a double winner for the Texas team in the 1500 and 3000.

RESULTS: **100**, 1—Amanda Fields (NM) 11.71, 2—Ester Otieno (UTEP) 12.01, 3—Kim Turner (UTEP) 12.34; **200**, 1—Michelle Mathias (NM) 23.73, 2—Beatrice Reese (UTEP) 24.16, 3—Doreen Hayward (UTEP) 24.29; **400**, Charmaine Crooks (UTEP) 53.82; **800**, Rochelle Collins (UTEP) 2:13.6; **1500/3000**, Jackie Richards (UTEP) 4:45.86/10:11.0; **100H**, 1—Kim Turner (UTEP) 14.01, 2—Stella Edwinton (BYU) 14.52, 3—Doreen Green (UTEP) 14.73; **400H**, 1—Tuija Helander (BYU) 61.34, 2—Stella Edwinton (BYU) 61.87, 3—Gayle Bassett (NM) 62.12; **4x110**, 1—UTEP 45.37; **880Med**, 1—UTEP 1:43.17, 2—NM 1:44.06; **4x440**, 1—UTEP 3:51.3, 2—BYU 3:52.7; **HJ**, Maria Betioli (BYU) 5'9; **LJ**, Ester Otieno (UTEP) 19'8¼; **SP**, Terry Helleck (UTEP) 44'6¼; **DT**, Betty Bogers (UTEP) 147'3.

Washington Invitational

Seattle, Washington, April 23/25 — Al Bonney staged his annual Seattle shindig and got good performances in four events — the heptathlon, 1500, discus and javelin. Sportswest's Teresa Smith put together a seven event total of 5343 points to dominate the heptathlon as she won five of the events. Bonney's own Regina Joyce toured the 1500 in a fine 4:13.2, Lynda Hughes threw the spear 182'4 and Julie Hansen tossed the disc an even 172 feet.

RESULTS: **10000**, 1—Sonia Blackstock (Id) 36:40.5, 2—Sissel Bjerkenas (Wy) 37:00.4; **Heptathlon**, 1—Teresa Smith Spt. West) 5343 (14.7-5'7¼-34'8½-25.6-18'2½-95'5-2:19.4), 2—Cathy Wilson (Seattle Pac) 5132, 3—Vivian Echavarría (BYU) 5055, 4—Alison Eades (VOC) 4874, 5—Wendy Limbaugh (Ut. St) 4590; **5000**, 1—Geri Fitch (Can) 16:25.37, 2—Patsy Sharples (Id) 16:29.90, 3—Lauri Adams (Can) 17:06.04; **4x880**, 1—Idaho (Roloff-Ward-Falkenberg-Waterhouse) 9:04.2, 2—Washington 9:18.29, 3—Western Washington 9:23.19; **JT**, 1—Lynda Hughes (Un) 182'4, 2—Jeanne Eggart (Wash. St) 166'2, 3—Liz Dickenson (Wash. St) 148'10; **SP**, 1—Marcia Mecklenberg (Spt. West) 49'3¼, 2—Debbie Lombardi (Wash. St) 45'2½; **LJ**, Janet Buntin (SCC) 19'7¾w; **4x100**, Washington (Lack-Sollars-Coaston-Jackson) 48.15; **100H**, 1—Konnie Mackey (Ut. St) 14.61, 2—Leslie Coaston (Wash) 14.95; **1500**, 1—Regina Joyce (Wash) 4:13.2, 2—Sandra Gregg (Wash) 4:20.7, 3—Sandi Rattie (WIN) 4:29.2, 4—Stacy Tangren (BYU) 4:31.7; **400**, 1—Nancy Miller (Ut. St) 55.88, 2—Alison Falkenberg (Id) 56.52, 3—Cheryl Roullier (Seattle Pac) 57.74; **100/200**, Cheryl Osborne (Ath. Int) 12.53/25.46; **HJ**, Maggie Garrison (Wash) 5'9; **400H**, Konnie Mackey (Ut. St) 62.11; **800**, 1—Debbie Campbell (Can) 2:11.11, 2—Mary Gladstone (Can) 2:11.19, 3—Susan Gregg (Wash) 2:11.42; **DT**, 1—Julie Hansen (Spt. West) 172'0, 2—Caryl Van Pelt (Wash) 151'0, 3—Marcia Mecklenberg (Spt. West) 147'9, 4—Karylin Cansel (Ut. St) 147'4; **4x440**, 1—Athletics International (Zdrzil-Osborne-Mackey-Miller) 3:48.80, 2—Washington 3:50.88.

Florida State with Ease

Gainesville, Florida, April 24 — Powerful Florida State scored at will to win a four-way competition over Auburn, Florida A&M and Louisiana State here today. Although the Lady Seminoles had some fine performances, brows were wrinkled over the performances of top performer Esmeralda Garcia. The Brazilian speedster, who has run 11.3 for the 100 this season, had to be content with an 11.7 behind teammate Randy Givens' 11.5. Garcia leads the nation in the long jump with a mark of 21'6½, but today she finished 4th with a best of 18'1¼. Florida State must have Garcia at her best to be a threat at the AIAW Championships in Austin.

Good news came for the Gainesville team with the return of Margaret Coomber to running form. Coomber, who has been laid low with injuries recently, came back with a 2:09.9 for 800 meters in second place, then won the 3000 in a mediocre 9:52.9. Distancer Darien Andreu had a fine 34:42.6 to win the 10k and Janet Wood ran the 800 in 2:08.8. Triple winner was Auburn's Krissy Terpening who won all three weight events.

RESULTS: 10000, 1—Darien Andreu (FS) 34:42.6, 2—Susan Eble (FS) 37:02.6; 4x100, Louisiana State (Henry-Zimmerman-Favorite-Breaux) 48.8; SP/DT/JT, Krissy Terpening (Aub) 39'9"/136'1"/140'2"; 100H, 1—Tonja Brown (FS) 13.8, 2—Almetha Roland (FS) 13.9, 3—Jeanette Bradley (FS) 14.3; 400, 1—Marita Payne (FS) 53.4, 2—Lana Zimmerman (LSU) 54.4, 3—Bev Kearney (Un) 54.6, 4—Angie Wright (FS) 55.7, 5—Debra Moss (FS) 55.9; LJ, 1—Alice Bennett (FS) 19'4¼, 4—Esmeralda Garcia (FS) 18'1¼; 100, 1—Randy Givens (FS) 11.5, 2—Esmeralda Garcia (FS) 11.7; 800, 1—Janette Wood (FS) 2:08.8, 2—Tina Bengston (LSU) 2:09.6, 3—Margaret Coomber (FS) 2:09.9, 4—Francine Gilmore (LSU) 2:11.3; 400H, 1—Jeannette Bradley (FS) 60.3, 2—Almetha Roland (FS) 60.6; 200, 1—Randy Givens (FS) 23.6, 2—Esmeralda Garcia (FS) 23.9, 3—Bev Kearney (Un) 23.9; 3000, 1—Margaret Coomber (FS) 9:52.9, 2—Gale Grant (FS) 9:55.9, 3—Michelle Gross (LSU) 9:56.1; 4x400, 1—Florida State (Golden-Wood-Roland-Payne) 3:43.9, 2—Florida State "B" 3:47.1; Scores, 1—Florida State 249, 2—Auburn 76, 3—Louisiana State 73, 4—Florida A&M 33.

River Falls Invitational

River Falls, Wisconsin, April 25 — Eight teams gathered for the River Falls Invitational with Minnesota winning the team title over the home squad 155-140. Best performances came in the two shortest events as Sharon Kauth of Minnesota won the 100 in 11.6 and Cathy Borgwarth (UW/M) took the 100 hurdles in 14.29.

OTHER RESULTS: HJ, 1—Sandy Ball (UW/Duluth) 5'7, 2—Lori Kemnitz (UW/M) 5'7, 3—Julie Lochner (UM/D) 5'7; DT, Jenny Peterson (Minn) 131'0; Scores, 1—Minnesota 155, 2—River Falls 140, 3—UW/Duluth 94, 4—Northern Iowa 74, 5—UW/Madison 46, 6—Superior 38, 7—Rochester CC 29.



School record for Pam Donald, 20'5¾

JEFF JOHNSON PHOTO

Oregon State Whips Stanford

Stanford, California, April 25 — Led by multi-eventer Cindy Greiner and double sprint winner Asa Pennington, the Oregon State University squad defeated Stanford University in a dual meet 77-50. Grenier won the high jump and 400m hurdles, was second in the short barriers and ran on the winning 4x100 and 4x400 relay teams. The Stanford group was not without fine performers, however, Pam McDonald got a new school mark while winning the long jump at 20'5¾, Mary Osborne tossed the javelin 177'10 for a win and added a 42'9¾ mark in the shot (2nd) and a 140'3 discus mark (3rd), and Ellen Lyons returned to form with a good 16:23.8 clocking in the 5000. Carol Cady won the shot and discus.

RESULTS: SP, Carol Cady (S) 46'2¾; HJ/400H, Cindy Greiner (OS) 5'8"/63.26; LJ, Pam Donald (S) 20'5¾; 5000, 1—Ellen Lyons (S) 16:23.8, 2—Kim Schnurpfeil (S) 16:54.9; 4x100, Oregon State (Kaumbach-Greiner-Gibson-Pennington) 47:55; JT, 1—Mary Osborne (S) 177'10, 2—Teresa Cooper (OS) 152'10; 100/200, Asa Pennington (OS) 12.42/24.87; DT, Carol Cady (S) 159'7; 1500, 1—Connie Case (OS) 4:34.0, 2—Ellen Lyons (S) 4:37.3, 3—Diane Gong (S) 4:38.4, 4—Kim Schnurpfeil (S) 4:43.9.

100th Annual Drake Relays

Des Moines, Iowa, April 24/25 — The Centennial edition of the Annual Drake

Relays was spiced by some outstanding performances from the women competitors. Once again it was Nebraska's Merlene Ottey who stole the limelight with a wind-aided 11.18 win in the 100 and a speedy anchor on the winning 4x100 relay. Ottey also ran on the sprint medley team which ran 1:40.78 in winning its heat, but was disqualified for a bad pass in the final. Kentucky's Cindy Crapper was a double winner in the discus and javelin and also picked up a bronze in the shot. Wisconsin turned in the best time in the US to date when they won the 4x800 in 8:35.67, a 2:08.92 average. And Nebraska was not far behind in 8:36.61, third best to date.

Prairie View won a fast 4x400 in 3:36.55 over the LA Mercurettes (3:39.40). The Los Angeles team ran 3:37.48 in the prelims, but dropped off in the final. Cindy Bremser showed she is returning to form with a 4:17.22 win in the 1500 and Anne Erpenbeck (Drake) and Sharon Burrill (Nebraska) were both over six feet in the high jump.

RESULTS: 100, 1—Merlene Ottey (Nb) 11.18 (Wind +4.4), 2—Norma Murray (Nb) 11.79w, 3—Esther Hope (Jackson St) 11.80, 4—Felicia Moore (OK) 11.86; 4x100, 1—Nebraska (Murray-Zajic-Seaton-Ottey) 45.37, 2—Prairie View 45.85, 3—Kentucky 45.97, 4—Wisconsin 46.47, 5—Jackson State 46.64; 400H, 1—Jill Lancaster (OK) 59.45, 2—Carol Humphries-Drummond (NE Mo) 59.92, 3—Chris Davenport (Iowa) 60.29, 4—Deb McClendon (Col) 60.81, 5—Judy Thomas (Ky) 61.11, 6—Amy Dunlop (Wis) 61.30; JT, 1—Cindy Crapper (Ky) 159'2, 2—Cheryl Novak (W.Ill) 151'3, 3—Judy Madea (W.Ill) 150'5; HJ, 1—Anne Erpenbeck (Drake) 6'0, 2—Sharon Burrill (Nb) 6'0, 3—Mary Cragoe (Mo) 5'9, 4—Helen Ogar (Mo) 5'9, 5—Sally McCarthy (Ok) 5'9; 5000, 1—Kellie Cathey (Ok) 16:17, 37, 2—Rocky Racette (Minn) 16:21.14, 3—Carol Urish (Houston Harriers) 16:21.41, 4—Donna Gathje (Mankato St) 16:30.66, 5—Letha Davis (Drake) 16:36.37; 400, 1—Pam Moore (Wis) 53.01, 2—Judy Richardson (Ky) 53.67, 3—Deann Gutowski (LAM) 53.96; 1500, 1—Cindy Bremser (Wis Un) 4:17.22, 2—Cathy Twomey (Ath West) 4:20.42, 3—Rose Thompson (Wis) 4:21.36, 4—Bernadette Madigan (Ky) 4:21.70, 5—Suzy Houston (Wis) 4:25.5, 6—Diane Vetter (IowaSt) 4:29.1; 4x800, 1—Wisconsin (Beischel 2:11.1-Brunner 2:10.8-Brewster 2:06.3-Spaltholz 2:07.4) 8:35.67, 2—Nebraska (Seaton 2:09.0-Stricker 2:10.7-Schubarth 2:08.7-Essington 2:08.2) 8:36.61, 3—Oklahoma (Sames 2:09.3-Lancaster 2:09.1-Bjelland 2:09.2-Houghton 2:11.1), 4—Kansas State 8:51.67, 5—Colorado 8:58.51; SpMed, 1—Prairie View (Labome-Graham-Higgs-Gabriel) 1:39.55, 2—Wisconsin 1:41.44, 3—Oklahoma 1:42.29, 4—Jackson State 1:42.78; 800, 1—Marie Simonnsen (Drake) 2:08.78, 2—Sue Spaltholz (Wis) 2:09.38, 3—Stacy Zartler (MetroStri) 2:09.69, 4—Tami Essington (Nb) 2:10.30, 5—Siri Bjelland (OK) 2:10.5, 6—Sally Rand (ColSt) 2:10.9; 4x400, 1—Prairie View (Higgs 54.8-Gabriel 53.7-Edwards 54.7-Labome 53.3) 3:36.55, 2—LA Mercurettes (Gardner 55.6-Clagon 52.6-Peterson 56.4-Gutowski 54.8) 3:39.40 (3:37.48h), 3—Oklahoma 3:39.61, 4—Kentucky 3:42.96; DT, 1—Cindy Crapper (Ky) 152'4, 2—Becky McGranahan (Kan) 151'4, 3—Francine Kaylor (ColSt) 150'9, 4—Melanie Heitman (IowaSt) 150'9; SP, 1—Cecil Hansen (Ok) 53'4¼, 2—Jill Stenwall (Kearney ST TC) 50'7½, 3—Cindy Crapper (Ky) 48'5¼, 4—Karen Wood (Nb) 48'4¼; LJ, 1—Pat Johnson (Wis) 20'6½, 2—Ann Meachum (E.Mich) 20'1¼, 3—Nancy Kindig (Nb) 19'8¼, 4—Kim Gowan (THTC) 19'6¼.

UCLA Wins

San Diego, California, May 2/3 — Although they were given some difficult moments, UCLA saw their "Impossible Team" come through to win the West

RESULTS - RESULTS - RESULTS (continued)

Coast Athletic Association title over a stubborn University of Arizona team in a meet replete with fine performances. The Uclans won it with 176 points to 137 for Arizona, 119 for Arizona State, 103 for a surprising San Diego State squad, 51 for USC, 27 for Cal State Long Beach and 3 for Cal State Fullerton.

The Bruins won nine events, including three of the four relays and rolled up points as they went 1-2 in the 100 and 400 and 1-3-5 in the 200. The meet marked the debut for 1981 of Sherri Howard, the TAC and OT 400 champ last year. Howard confined her activities to two relay legs.

There were surprises, biggest of which was the victory by San Diego's Patty Stafford in the high jump over AIAW and TAC champ Coleen Reinstra. Stafford won the title with a jump of 5'11, a height which is usually reserved for practice by Reinstra. Other upsets included the win in the 1500 by San Diego's Monica Joyce over UCLA's Linda Goen and Arizona's Joan Hansen and Susie Ray's win in the javelin over AIAW champ and teammate Jacque Nelson. Nelson wound up in third spot finishing behind Arizona's Linda Mayhew in addition to Ray.

Arizona came up with five victories, two, of course, by Meg Ritchie in the shot and discus. The Tucson crew came through with the biggest display of power of the meet when their 400m hurdlers swept the first three places, all three being under 60 seconds and winner Robin Marks recording the year's best at 57.24.

Tonya Alston (UCLA) had a good heptathlon win with 5595 including a 45'7/4 toss of the shot, 5'11 in the high jump and 14.26 for the hurdles.

The Bruins, in spite of winning three of five events on the first day found themselves trailing Arizona 40-37, but the depth of the LA crew made the difference on day two.

RESULTS: 100, 1—Jeanette Bolden (UCLA) 11.52 (wind -1.6), 2—June Griffith (UCLA) 11.75, 3—Kim Robinson (USC) 11.99, 4—Val Boyer (AS) 11.99; 200, 1—June Griffith (UCLA) 23.58, 2—Kim Robinson (USC) 24.01, 3—Jeanette Bolden (UCLA) 24.06, 4—Val Boyer (AS) 24.51, 5—Arlese Emerson (UCLA) 24.54; 400, 1—Arlese Emerson (UCLA) 53.67, 2—Cindy Cumbess (UCLA) 54.66, 3—Jocelyn Bentley (AS) 54.96, 4—Linda Cassidy (USC) 56.12; 800, 1—Monica Joyce (SDS) 2:06.71, 2—Michelle Bonds (CSLB) 2:10.36, 3—Susan Hemmond (SDS) 2:10.79; 1500, 1—Monica Joyce (SDS) 4:14.62, 2—Linda Goen (UCLA) 4:15.75, 3—Joan Hansen (A) 4:16.85, 4—Michelle Bush (UCLA) 4:22.53; 3000, 1—Joan Hansen (A) 9:29.81, 2—Linda Goen (UCLA) 9:30.06, 3—Michelle Bush (UCLA) 9:32.29, 4—Sheila Ralston (UCLA) 9:42.45; 5000, 1—Marjorie Kaput (A) 16:42.06, 2—Maria Trujillo (AS) 16:57.59, 3—Carney (A) 17:17.23; 10000, 1—Maria Trujillo (AS) 34:32.2, 2—Liz Baker (SDS) 35:36.6, 3—Carney (A) 35:44.0; 100H, 1—Brenda Calhoun (AS) 13.47 (wind -1.8), 2—Robin Marks (A) 14.05, 3—Missy Jerald (UCLA), 4—Sandra Farmer (A) 14.31, 5—Sharon Lane (SDS) 14.45; 400H, 1—Robin Marks (A) 57.24, 2—Sandra Farmer (A) 57.54, 3—Denise Wady (A) 59.6, 4—Missy Jerald (UCLA) 60.05, 5—Bower (CSLB) 60.26, 6—Debbie Bottomley (SDS) 61.09; 4x100, 1—UCLA (Bolden-Howard-Fowler-Jerald) 44.44, 2—Arizona State 45.33, 3—Arizona 46.26; 4x400, 1—UCLA (Howard-

Cumbess-Emerson-Fowler) 3:36.49, 2—Arizona 3:41.76, 3—Arizona State 3:46.82; SpMed, 1—UCLA (Jerald-Bolden-Emerson-Howard) 1:40.19, 2—Arizona State 1:41.91, 3—USC 1:46.48; 4x800, 1—San Diego State 9:09.04, 2—Arizona 9:30.21, 3—Arizona State 9:37.51; Hj, 1—Patty Stafford (SDS) 5'11, 2—Coleen Reinstra (AS) 5'11; LJ, 1—Jackie Joyner (UCLA) 20'1, 2—Ann Van (AS) 19'2 3/4, 3—Sandy Crabtree (USC) 19'1 1/4; SP, 1—Meg Ritchie (A) 54'11 1/2, 2—Ria Stalman (AS) 50'11, 3—Ramona Pagel (CSLB) 49'1 1/2, 4—Suzie Ray (UCLA) 48'1 3/4, 5—Heidi Kauti (UCLA) 47'8, 6—Annie McElroy (CSLB) 46'9 3/4; DT, 1—Meg Ritchie (A) 208'11, 2—Roa Stalman (AS) 198'8, 3—Leslie Deniz (AS) 178'0, 4—Leslie Hoerner (CSLB) 166'3, 5—Ramona Pagel (CSLB) 161'3; JT, 1—Suzie Ray (UCLA) 164'7, 2—Donna Mayhew (A) 163'3, 3—Jacque Nelson (UCLA) 161'2; Heptathlon, 1—Tonya Alston (UCLA) 5595 (14.26-45'7 3/4-5'11-25.71-17'11-115'7-2:34.09), 2—Carrie McLaughlin (SDS) 5477, 3—Kerry Zwart (USC) 5371.

JEFF JOHNSON PHOTO



Oregon's Eryn Forbes
16:07.07 and 33:55.94

Oregon Shows No Mercy

Eugene, Oregon, April 25 — The University of Oregon added California to its list of dual meet victims as it crushed the visiting Bears 93-27. California won

the two sprints with Kim White and the high jump — everything else went to the home team. Cal could have won the 4x100 but they failed to enter a team. Oregon ran a solo 47.3 but was disqualified.

Lexie Miller scored another triple for Oregon as she won her favorite events and set new school marks in the long jump (19'9 1/2) and 400 hurdles (59.9). Miller also won the 100 hurdles in a swift 13.7 but the race was wind-aided. Other good marks were turned in by Eryn Forbes in the 5000 and Leann Warren in the 1500.

RESULTS: LJ, Lexie Miller (O) 19'9 1/2; JT, 1—Sally Harmon (O) 165'11, 2—Kristen Engel (C) 153'6; 5000, 1—Eryn Forbes (O) 16:07.7, 2—Lynn Hjelte (C) 17:11.5; 1500, 1—Leann Warren (O) 4:15.24, 2—Robin Baker (O) 4:2-13, 3—Lisa O'Dea (O) 4:32.50; 100H, 1—Lexie Miller (O) 13.7, 2—Kathy Hamilton (C) 14.8, 3—Lisa Nicholson (O) 14.9; 400, 1—Rhonda Massey (O) 13.77, 2—Lena Fritzon (O) 56.13; 100, 1—Kim White (C) 11.94, 2—Melanie Batiste (O) 12.03, 3—Grace Bakari (O) 12.08, 800, Ranza Clark (O) 2:14.00; 400H Lexie Miller (O) 59.9; DT, 1—Karen McDonald (O) 165'4, 2—Queena Beasley (O) 162'10; 200, 1—Kim White (C) 24.49, 2—Grace Bakari (O) 24.68 . . . 4—Melanie Batiste (O) 24.80; 4x440, Oregon (Batiste-Massey-Bakari-Warren) 3:46.63.

Hayward Keeps Rolling

Arcata, California, April 25 — Cal State Hayward, host for the AIAW Division III Championships, easily trounced Southern Oregon, San Francisco State and Humboldt State in a four-way affair on the Lumberjack track. Hayward, one of the favorites for the National title, scored 218 points in spite of shifting people around to strange events.

RESULTS: 5000, Robinson (CSH) 17:49.0; 4x100, San Francisco State 48.0; 1500, Moran (CSH) 4:41.7; 400, Banks (CSH) 56.0; DT, Ford (CSH) 144'9; 100/200, Bell (SF) 12.1/24.7; 3000, Hester (CSH) 10:02.3. Scores, CSH 218, S.Ore. 116, SF St. 103, Humboldt 73.

Hayward, California, May 2 — Cal State Hayward wound up their pre-championship schedule with a win over Chico State, San Francisco State and Cal State Sonoma. Best mark of the meet was the 47'7 3/4 by Chico's Cathy Lisle in the shot. Scores: CS Hayward 85, Chico State 59, San Francisco State 38, Cal State Sonoma 9.

Kansas State Invitational

Manhattan, Kansas, May 2 — Kansas State University hosted and won the K-State Invitational. Eight schools took part in the meet which saw some fine performances. Best mark was turned in by Nebraska's Nancy Kindig who amassed 5566 points to win a tough heptathlon. Oklahoma's Renee Nichols gave Kindig a real battle for top honors,

but fell off badly in the javelin with a throw of only 97'1 to 130'6 by Kindig. Nichols ended with 5233 points.

Other good marks were turned in in the sprints, hurdles and long jump, but unfortunately all were wind-aided. Halcyon McKnight, Kansas, jumped a windy 20'11 $\frac{3}{4}$ in the long jump and New Mexico's Amanda Fields and Michelle Matthias had fine sprint times of 11.3 and 23.4 which were negated by the breezes. Pam Page, competing unattached, had a swift 13.5 for the 100 hurdles and that mark, too, was washed aside by wind.

RESULTS: **HJ**, Mary Cragoe (Mo) 5'8; **DT**, 1—Karen Wood (Nb) 158'11, 2—Becky McGranahan (Kan) 155'4, 3—Julie McEwen (Mo) 144'2, 4—Janice Stucky (KanSt) 143'3; **LJ**, Halcyon McKnight (Kan) 20'11 $\frac{3}{4}$ w; **1500**, 1—Val Fisher (NM) 4:32.4, 2—Diane Vetter (IowaSt) 4:39.1, 3—Tami Essington (Nb) 4:42.9; **400**, 1—Wanda Trent (KanSt) 54.9, 2—Sumetia Wells (IowaSt) 56.0; **SP**, Karen Wood (Nb) 47'4 $\frac{1}{2}$; **100H**, 1—Pam Page (Un) 13.5w, 2—Gwen Poss (Kan) 13.8w, 3—Kelly Mathews (IowaSt) 13.9w 4—Connie McKernon (Kan) 13.9w, 5—Peggy Hopkins (KanSt) 13.9w; **100**, 1—Amanda Fields (NM) 11.3w, 2—Sheila Harrison (KanSt) 12.0w; **Heptathlon**, 1—Nancy Kindig (Nb) 5566 (14.5-39'2 $\frac{1}{2}$ -25.8-19'4 $\frac{1}{4}$ -130'6-2:19.6), 2—Renee Nichols (OK) 5233 (15.1-28'7 $\frac{1}{4}$ -57'7 $\frac{1}{4}$ -24.8-17'9 $\frac{1}{4}$ -97'1 $\frac{3}{4}$ -2:17.7) 3—Kim Hagger (KanSt) 5080, 4—Beets Kolarik (KanSt) 5014, 5—Cathy Seybold (Nb) 4884, 6—Sondra Obermeier (Nb) 4845; **800**, 1—Regina Dramiga (NM) 2:10.7, 2—Deb Phil (KanSt) 2:11.5, 3—Wren Schafer (IowaSt) 2:11.6; **JT**, Kari Jones (KanSt) 145'5; **400H**, Patty McCarthy (IowaSt) 62.9; **200**, 1—Michelle Matthias (NM) 23.4w, 2—Wanda Trent (KanSt) 24.0w, 3—Pam Page (Un) 24.8w; **3000**, Diane Vetter (IowaSt) 10:23.2; **4x140**, Kansas (Jones-McKnight-Means-Tucker) 3:53.1; **Scores**, 1—Kansas State 156, 2—Kansas 88, 3—Iowa State 80, 4—Nebraska 78, 5—Missouri 49, 6—New Mexico 42, 7—Oklahoma 8, 8—Nebraska/Omaha 4.

Bakersfield Wins

Bakersfield, California, May 2 — Cal State Bakersfield, expected to make a big splash in AIAW Division II, easily handled Occidental College in a dual meet, winning 65-46. Best results came in the sprints and long jump with the top mark reserved for Phyllis Blunston who was over 6'0 to win the high jump.

RESULTS: **4x100**, Cal State Bakersfield 46.6; **SP**, Sharon Hamilton (CSB) 47'10; **400**, Laurel Seiter (Oxy) 55.6; **100**, Ward (CSB) 11.6, 2—Lovely (CSB) 11.9; **200**, Ward (CSB) 24.7.

Florida State Sharp

Gainesville, Florida, May 1 — Florida State flexed its muscles in preparation for the AIAW National Championships as it overpowered Florida University in a non-scoring affair. Brightest light in the Florida State stable went to freshman Margaret Coomber who indicated she is back in running shape after an injury layoff. Coomber won the 1500 in a good 4:23.0 to finally make the qualifying time. Another plus for the Lady Seminoles was Esmeralda Garcia's 11.5 win in the century. Garcia still has difficulties in the long jump, an event which she leads the

nation at 21'6, as she jumped only 19'1 $\frac{1}{2}$ for second place.

RESULTS: **JT**, Nancy Racezka (FL) 147'8; **1500**, 1—Margaret Coomber (FS) 4:23.0, 2—Bev Cox (FS) 4:26.1; **100H**, 1—Tonya Brown (FS) 13.9, 2—Jeanette Bradley (FS) 14.2, 3—Almetha Roland (FS) 14.4; **400**, 1—Angie Wright (FS) 54.8, 2—Scooby Golden (FS) 55.2; **LJ**, 1—Alice Bennett (FS) 19'4 $\frac{1}{4}$, 2—Esmeralda Garcia (FS) 19'1 $\frac{1}{2}$; **100**, 1—Esmeralda Garcia (FS) 11.5, 2—Marita Payne (FS) 11.7; **800**, 1—Donna Campbell (FL) 2:10.5, 2—Alveretta Pitts (FL) 2:12.8; **400H**, 1—Almetha Roland (FS) 60.5, 2—Jeanette Bradley (FS) 61.6, 3—Nancy Robinson (FL) 62.4; **3000**, Darien Andrea (FS) 9:46.4; **4x100**, Florida State (Wright-Wood-Payne-Brown) 3:41.2.

Sooner Invitational

Norman, Oklahoma, April 24 — Vicki Lewis (Oklahoma State), Jorunn Tangen (Oklahoma) and Aletha Morris (Oklahoma) were all double winners at the Sooner Invitational.

RESULTS: **JT**, Cindy Peterson (OK) 143'8; **SP/DT**, Jorunn Tangen (OK) 42'5 $\frac{1}{2}$ /159'10; **800/1500**, Aletha Morris (OK) 2:16.8/4:41.3; **100H**, Vicki Cleveland (OK ST) 14.5; **100/200**, Vicki Lewis (OK ST) 12.3/25.6.

Ralph Higgins Invitational


Stillwater, Oklahoma, May 2 — Not much excitement at the First Annual Ralph Higgins Invitational. For the most part, results were mediocre at best, providing excellent opportunities to set new meet records at the Second Annual Ralph Higgins Invitational in 1982.

RESULTS: **4x100**, 1—Oklahoma (Moore-Lancaster-Beilman-Campbell) 47.0; **DT**, Jorunn Tangen (OK) 163'0; **100H**, Vicki Cleveland (OK ST) 14.8; **400**, 1—Anette Campbell (OK) 55.3, 2—Jill Lancaster (OK) 55.5, 3—Maureen Houghton (OK) 57.7; **100**, 1—Felicia Moore (OK) 11.8, 2—Pat Foster (WSU) 11.9; **800**, Siri Bjelland (OK) 2:12.5; **400H**, Jill Lancaster (OK) 63.2; **200**, Felicia Moore (OK) 24.1; **4x100**, Oklahoma (Beilman-Campbell-Bjelland-Moore) 3:56.0.

Air Force Invitational

Air Force Academy, Colorado, May 2 — Colorado's Debbie McClendon zipped through a flight of 400m hurdles in 60.3 to grab top honors at the non-scoring Air Force Invitational. The home team won all three relays.

RESULTS: **SP**, Kelly Curran (ColSt) 46'9, 2—Albers (N.Col) 44'0 $\frac{1}{4}$; **100**, 1—Risenhoover (Adams St) 11.9, 2—Taylor (S.Col) 11.9; **100H/400H**, Debbie McClendon (Col) 14.4/60.3; **800**, Drake (Col) 2:13.2; **1500**, Rita Burr (AF) 4:46.9; **400**, Falls (N.Col) 57.7; **HJ**, Greenfield (Col) 5'9; **DT**, Brenda Denny (Col) 136'7; **4x100/4x400/4x800**, Air Force Academy 48.8/3:58.0/9:23.5.



Debbie McLendon, hurdles winner

JEFF JOHNSON

Utah State Wins

Logan, Utah, May 2 — Utah State University trounced a field of three to win a quadrangular affair in chilly weather. The Aggies tallied 174 points to 118 for Brigham Young, 92 for Montana State and 57 for Weber State.

Top mark of the competition was turned in by former BYU hurdler Linda Bourne, competing unattached. Bourne took advantage of a 4.2mph aiding wind, just under the allowable, to cop the 100m hurdles in a hand timed 13.4. Bourne also won the 100 in 11.8 with no wind.

RESULTS: **100** (0.0), 1—Linda Bourne (Un) 11.8, 2—Cheryl Osborne (AthInt) 11.9; **200**, (+2.2mph), 1—Cheryl Osborne (AthInt) 24.3, 2—Delene Thomas (Utah St) 24.8; **400**, Nancy Miller (Utah St) 55.2; **100H**, (+4.2mph), 1—Linda Bourne (Un) 13.4, 2—Konnie Mackey (Utah St) 14.1, 3—Stella Edwinston (BYU) 14.1; **400H**, 1—Konnie Mackey (Utah St) 61.1, 2—Stella Edwinston (BYU) 61.4, 3—Jennifer James (Utah St) 61.4; **SP**, 1—Heather Kuusela (BYU) 45'10 $\frac{1}{4}$, 2—Julie Jones (Un) 45'0 $\frac{1}{4}$; **4x110**, BYU (Villarreal-Davidson-Bowen-Washburn) 48.4; **4x440**, Utah State (James-White-Mackey-Miller) 3:53.3; **4x880**, Montana State (Gallup-Hoth-Rounds-Creek) 9:41.5.

Texas AIAW

Houston, Texas, May 1/2 — The University of Texas and Texas Women's University each won six events at the Lone Star State's AIAW Championships, but the Longhorn depth paid off handsomely and they won the team title with 173 points. TWU didn't even grab

RESULTS - RESULTS - RESULTS (continued)

second as host Houston came up with 132 points in spite of winning only three events to 123½ for the Denton crew.

Three double winners caused eyebrows to lift. Lamar's Midde Hamrin showed she is ready to challenge the distance power of North Carolina State as she whizzed through the 5000 in 16:28.3 and the 10k in 33:37.6. Ileana Hocking, North Texas State, took the 800 in 2:10.66 and the 1500 in 4:28.25. The big breakthrough came from TWU's Dorothy Scott who moved into the national picture with a win in the long jump at 21'6" and another victory in the 200 in 23.47.

There were many other good performances including a 6'3" victory by Louise Ritter (TWU) in the high jump and teammate Karen Holmes win in the hurdles in 13.4. To strengthen their bid for a high place at the nationals, TWU ran the 4x100 in a very fast 44.95.

RESULTS: 5000, Midde Hamrin (Lamar) 16:28.3; 4x100, 1—TWU (Hodges-Scott-Holmes-Amos) 44.95, 2—Houston 45.79, 3—Texas 46.25, 4—North Texas 46.65, 5—Texas Tech 46.89; 1500, 1—Leana Hocking (NT&St) 4:28.25, 2—Lori Nelson (TX) 4:33.75, 3—Maryanne Pils (TX) 4:35.31; JT, 1—Dana Olson (Houston) 160'10, 2—Yvonne Brannigan (W.TX) 136'5; 100H, 1—Karen Holmes (TWU) 13.4, 2—Veronica Flowers (TxTech) 13.8, 3—Tammy Etienne (TX) 14.1, 4—Pat Lavallias (Houston) 14.2, 5—Patsy Walker (Houston) 14.3, 6—Sue Slutz (TxTech) 14.5; HJ, 1—Louise Ritter (TWU) 6'3, 2—Carolyn Ford (Lamar) 6'1, 3—Patsy Walker (Houston) 5'9; 400, 1—Robbin Coleman (TX) 52.94, 2—Ruth Simpson (TWU) 54.47, 3—Felecia Anderson (TX) 55.00, 5—Julie Holmes (TX) 55.35; 100, 1—Leleith Hodges (TWU) 11.34, 2—Tara Mastin (Houston) 11.81, 3—Sharon Moultrie (TxTech) 11.88, 4—Darlene Jefferson (Houston) disqualified for two false starts, Dorothy Scott (TWU) was second in 11.47 but disqualified for running out of lane; 800, 1—Ileana Hocking (NTx) 2:10.66, 2—Kayla Jones (TxTech) 2:11.08, 3—Pat LeBlanc (TWU) 2:12.00; 100H, 1—Tammy Etienne (TX) 58.60, 2—Ellen Smith (Tx&A&M) 60.00, 3—Rachel Clary (Houston) 62.11, 4—Sue Slutz (TxTech) 62.37, 5—Vickie Powers (TWU) 62.87; 200, 1—Dorothy Scott (TWU) 23.47, 2—Tara Mastin (Houston) 24.25, 3—Vicky Finch (Houston) 24.26, 4—Donna Sheffield (TX) 24.43; 4x800, 1—Texas (Anderson-Nelson-Hansen-Morell) 9:14.2, 2—Texas A&M 9:24.6; SP, 1—Lisa Ferry (Houston) 46'9¼, 2—Jo Beth Palmer (TX) 45'5½, 3—Dana Olson (Houston) 42'9; 3000, 1—Christy Garcia (TX) 9:45.27, 2—Kirschen Hagenlocher (Houston) 9:56.61; 4x400, 1—Texas (Coleman-Ettiene-Sherfield-Holmes) 3:39.61, 2—TWU (Lewis-Simpson-Brown-Scott) 3:43.82, 3—Houston 3:44.39, 4—Texas A&M 3:44.46, 5—North Texas State 3:47.87; DT, 1—Laura Messner (TX) 165'0, 2—Lorna Sonnier (Lamar) 155'8, 3—Jo Beth Palmer (TX) 148'10; 10000, 1—Midde Hamrin (Lamar) 33:37.6, 2—Glens Quick (TWU) 34:28.7, 3—Lydia Shook (Lamar) 37:36.8; Heptathlon, 1—Patsy Walker (Houston) 5752, 2—Denise Armstrong (TX) 4737; LJ, 1—Dorothy Scott (TWU) 21'6, 2—Donna Thomas (NTxSt) 20'11¼w, 3—Sharon Moultrie (TxTech) 20'7w, 4—Michelle Murray (TX) 19'7½w, 5—Joyce Williams (Lamar) 19'4¼; Scores, 1—Texas 173, 2—Houston 132, 3—Texas Woman's University 123, 4—North Texas State 53½, 5—Lamar 53, 6—Texas Tech 43, 7—Texas A&M 39, 8—West Texas State 20, 9—Texas/Arlington 1.

DIVISION II AND DIVISION III: JT, Darlene Orso (Sam Houston) 158'0; 3000/5000/10000, Maria Espinosa (Abilene Christian) 10:27.4/18:46.8/39:36.9; 4x100, 1—Angelo State (Jones-Smith-Evans-Durham) 46.21, 2—Abilene Christian 47.16, 3—Tx A&I 47.91; 1500, Brigid O'Brien (A&I) 4:37.7; SP, 1—Darlene Orso (Sam Houston) 44'10, 2—Paula Phillips (Stephen Austin) 44'3¼; 100H, Annette Harris (E.TxSt) 14.42; 100, Jackie May Durham (Angelo St) 11.83; 400, Laura Wright (Rice) 55.50; 800, Catherine Baker (Rice) 2:13.78; 400H, Karen Cunningham (Angelo St) 63.3; 200, 1—Jackie

Durham (Angelo St) 23.8, 2—Glyna Beaty (Ab. Christian) 24.0, 3—Laura Wright (Rice) 24.4; 4x800, Abilene Christian (Huddleston-Garner-Davidson-Lopez) 9:31.75; 4x100, 1—Rice (Baker-Radziewicz-McMaster-Wright) 3:48.5, 2—Stephen Austin 3:50.2, 3—Abilene Christian 3:53.1; Heptathlon, 1—Pat Krieger (Rice) 4695, 2—Jodi Radziewicz (Rice) 4513; LJ, Jackie Durham (Angelo St) 19'9¼w; DT, 1—Darlene Orso (Sam Houston) 151'9, 2—Cheryl Zachary (E.TxSt) 143'8; Scores, 1—Abilene Christian 149, 2—Angelo State 127, 3—Rice 95, 4—Sam Houston State and Texas A&I 57, 6—Stephen F. Austin 49, 7—East Texas State 46, 8—Baylor 20, 9—Texas Christian 8, 10—Texas Lutheran 5, 11—Tarleton State 3.

Arizona State 68

Tuscon, Arizon, May 9 — Using the international dual meet scoring system, the University of Arizona defeated Arizona State 87-68 in their annual duel in desert land. The victors came up with three double winners. Meg Ritchie won the shot and discus as expected, Joan Hansen annexed the 800 and 3000 and hurdler Robin Marks surprised with wins in the 200 and 400 dashes. There were some outstanding marks. Imagine throwing the shot 52'5¼ and the discus 195'10 and getting beat in a dual meet! that was the fate of ASU's Ria Stalman.

RESULTS: HJ, 1—Coleen Rienstra (ASU) 5'11, 2—Cindy John (UA) 5'9; LJ, Anna Van (ASU) 20'1; JT, 1—Celeste Wilkinson (LATIC) 164'3, 2—Donna Mayhew (UA) 157'5; SP, 1—Meg Ritchie (UA) 56'2¼, 2—Ria Stalman (ASU) 52'5¼, 3—Deby Pryor (ASU) 45'6½; 3000, 1—Joan Hansen (UA) 9:28.52, 2—Marjorie Kaput (UA) 9:39.14, 3—Maria Trujillo (ASU) 10:08.88; 4x100, Arizona State (Walsh-DuPuch-Farmer-Marks) 45.60, Arizona disqualified for passing out of zone; 100H, (0,0), 1—Brenda Calhoun (ASU) 13.74, 2—Sandra Farmer (UA) 14.02; 400, 1—Robin Marks (UA) 53.65, 2—Ruth Waithe (Un) 54.94, 3—Joyce Bentley (ASU) 55.17, 4—Sharon Acker (ASU) 56.47; DT, 1—Meg Ritchie (UA) 211'0, 2—Ria Stalman (ASU) 195'10, 3—Leslie Deniz (UA) 180'3, 4—Julie Cart (Un) 168'8, 5—Jan Svendsen (Un) 164'5; 100 (0,0), 1—Pam Greene (Un) 11.78, 2—Felicia DuPuch (UA) 11.78, 3—Val Boyer (ASU) 11.85, 4—Brenda Calhoun (ASU) 11.90, 5—Michele Walsh (UA) 12.02; 400H, Sandra Farmer (UA) 61.21; 800, 1—Joan Hansen (UA) 2:08.51, 2—Krista Holmes (UA) 2:12.15, 3—Sandy Beach (ASU) 2:13.82, 200, 1—Robin Marks (UA) 24.17, 2—Felicia DuPuch (UA) 24.27, 3—Pam Greene (Un) nt, 4—Ruth Waithe (Un) 24.41, 5—Val Boyer (ASU) 24.48, 6—Brenda Calhoun (ASU) 24.59; 1500, 1—Deb Vetter (Un) 4:33.61, 2—Anthea James (UA) 4:41.08; 4x400, Arizona (Farmer-Waddy-DuPuch-Marks) 3:52.95.

Texas Wins

Fayetteville, Arkansas, May 8 — The University of Texas had no difficulty winning the Southwest Conference Championships with 280 points, far ahead of Arkansas (156), Texas A&M (76) and Texas Tech (25). Tammy Etienne led the Texas crew with wins in the 100 and 400 hurdles and a lap on the winning 4x400 relay team. The Longhorns had good times in the 1600 and medley relays and added a victory in the 4x100 as well.

Robbin Coleman won the 400 in a swift 52.8.

RESULTS: 4x800, 1—Arkansas (Huppler-Smith-Stone-Rittenhouse) 8:58.7, 2—Texas A&M 9:02.00, 3—Texas 9:02.9; SP, Jo Beth Palmer (TX) 46'1; LJ, 1—Wanda Harris (Ark) 19'8¼, 2—Regina Swaim (TX) 19'3½; 10000, Maria Tilman (Ark) 36:41.8; SpMed, 1—Texas (Denny-Sherfield-Holmes-Coleman) 1:39.1, 2—Arkansas 1:43.9; 5000, Terry Ebanks (TX) 17:27.70; HJ, Jan Bennett (Ark) 5'8¼; 4x100, 1—Texas (Denny-Sherfield-Holmes-Rochester) 46.35, 2—Arkansas 47.37, 3—A&M 47.77; DT, 1—Laura Messner (TX) 166'9, 2—Vickilee Cobern (A&M) 159'9, 3—Jo Beth Palmer (TX) 156'10; 1500, Laura Nelson (TX) 4:32.36; 100H, 1—Tammy Etienne (TX) 14.00, 2—Wanda Harris (Ark) 14.06; 400, 1—Robbin Coleman (TX) 52.8, 2—Felecia Anderson (TX) 55.1, 3—Julie Holmes (TX) 55.3, 4—Evelyn Smith (A&M) 55.9; 100, Betty Smith (Ark) 11.89; 800, Kayla Morrison (TxTech) 2:09.7, 2—Suzanne Sheffield (A&M) 2:11.3; 400H, 1—Tammy Etienne (TX) 57.88, 2—L'Anna Howard (Ark) 62.39; 200, 1—Donna Sheffield (TX) 24.41, 2—Betty Smith (Ark) 24.41; 3000, Christy Garcia (TX) 10:02.0; 4x400, 1—Texas (Anderson-Ettiene-Coleman-Sherfield) 3:39.62, 2—Texas A&M 3:42.93.

Southern California Invitational

Irvine, California, May 9 - The Los Angeles Track Club edged the newly formed Vitamin-Plus Track Club of San Diego as UC Irvine staged its annual invitational. The meet, originally planned several years ago as the southern California collegiate championship, saw only a few of the local colleges taking part. Some fine marks were recorded including the 58.82 flight of 400m hurdles by Marlene Harmon and a 180'0 discus toss by South Africa's Mariette VanHeerden. Two "old timers" also returned to action. Veteran 400m hurdler Michelle Hopper emerged as a 1500 meter threat as she won that event in 4:33.4, and four-time Olympian Martha Watson hopped 18'3 in the long jump for fifth place.

RESULTS: 3000, Sarah Sweeney (UCSB) 10:21.8; 4x100, LA Mercurettes 47.36; HJ, Patti Stafford (VPSD) 5'8; 1500, 1—Michelle Hopper (Medalist TC) 4:33.4, 2—Mary Tracey (Scripps) 4:40.9; 100H, 1—Maureen McGee (LAM) 13.69, 2—Lori Smith (CSLB) 13.99, 3—Marlene Harmon (LATIC) 14.01, 4—Margo Edwards (Redlands) 14.06, 5—Sharon Lane (VPSD) 14.43; 400, Elaine McKenna (LATIC) 54.91, 2—Laurel Seiter (Occidental) 55.85, 3—Gwen Gardner (LAM) 55.91, 4—Kim Law (LAM) 56.15; 100, 1—Lisa Hopkins (IngPanthers) 11.62, 2—Yolanda Rich (LATIC) 11.91, 3—Gail Douglas (USC) 12.07; 800, Roma Antonawicz (LATIC) 2:11.5; LJ, 1—Melanie Markham (CSN) 20'0½, 2—Veronica Bell (SCC) 19'10¼, 3—Michelle Kelley (UCI) 19'9, 4—Yvette Evans (LAM) 19'3¼, 5—Martha Watson (CA) 18'3; JT, 1—Barbara Moro (STC) 165'1, 2—Raedean Rona (CP/P) 153'2, 3—Dina Bernstein (CA) 151'4, 4—Debbie Dibbs (VPSD) 148'3, 5—Kathy Nelson (USC) 141'6; 400H, 1—Marlene Harmon (LATIC) 58.82, 2—Debbie Bottomley (VPSD) 61.13; 200, 1—Lisa Thompson (UNLV) 24.19, 2—Sandra Howard (CSLA) 24.57, 3—Kim Adams (USC) 24.64; SpMed, CS Northridge 1:46:2; DT, Mariette VanHeerden (Un) 180'0, 2—Leslie Hoerner (CSLB) 167'11, 3—Ramona Pagel (CSLB) 157'10, 4—Pat Shaw (CSLB) 150'5, 5—Lindy Toman (UCI) 144'10; Scores, 1—LATIC 67½, 2—Vitamin-Plus TC 65, 3—UC Irvine 39, 4—Occidental and LA Mercurettes 35½, 6—CS Long Beach 34, 7—CS Northridge 28, 8—CS Los Angeles and USC 2½, 10—UNLV 20. WTW

WTW . . . is available in microform.



University Microfilms International

Please send additional information for _____
(name of publication)

Name _____

Institution _____

Street _____

City _____

State _____ Zip _____

300 North Zeeb Road
Dept. P.R.
Ann Arbor, Mi. 48106
U.S.A.

30-32 Mortimer Street
Dept. P.R.
London WIN 7RA
England

— 1981 USA INDOOR LIST —

+ = Not a US citizen h = Heat d = Disqualified s = Semi-final p = Pentathlon

50 YARDS (* = Hand time plus 0.24)

5.83	(1)	Evelyn Ashford (Un)	Toronto	2-13
5.84	(2)	Chandra Cheeseborough (TSU)	Toronto	2-13
5.95	(4)	+Merlene Ottey (Nb/Jam)	Toronto	2-13
5.97	(6)	Brenda Morehead (TSU TC)	Toronto	2-13
6.14*	(1)	Leola Toomer (Maryland)	Pittsburgh	2-7
6.15h	(5)	Sheryl Pernell (TSU)	Toronto	2-12
6.17	(1)	Tracey Valentine (VA HS)	Williamsburg	12-13
6.19	(1)	Lisa George (MA HS)	Cambridge	1-23
6.20h	(1)	Cheryl Carl (Drake)	Des Moines	1-24
6.21	(2)	Cynthia Fife (VA HS)	Williamsburg	12-13
6.23h	(4)	Michele Glover (NJ HS)	Toronto	2-13
6.23h	(5)	Angela Gay (W. Ky)	Toronto	2-13
6.24	(1)	Day (St. Augustine)	Williamsburg	12-6
6.24*	(2)	Kelly Jamison (Bowling Green)	Pittsburgh	2-7

50 METERS (* = Hand time plus 0.24)

6.13	(1)	Jeanette Bolden (Shaklee TC)	Edmonton	2-21
6.21	(2)	Alice Brown (Shaklee TC)	Edmonton	2-21
6.31	(1)	Evelyn Ashford (Un)	San Francisco	2-20
6.37	(1)	Brenda Morehead (TSU TC)	Sherbrooke	2-8
6.43	(5)	Florence Griffith (UCLA)	Edmonton	2-21
6.44	(2)	Sharon Ware (CA HS)	San Francisco	2-20
6.45	(6)	Dollie Fleetwood (SCC)	Edmonton	2-21
6.46	(3)	Jodi Anderson (LATC)	San Francisco	2-20
6.47	(1)	Lisa Hopkins (Ing. Panthers)	San Francisco	1-3
6.54	(2)	Gwen Loud (LAM)	San Francisco	1-3
6.54*	(1)	Delene Thomas (Utah State)	Logan	2-20
6.66	(3)	Pam Donald (Stanford)	San Francisco	1-3
6.74*	()	Jane Redd (Weber State)	Logan	12-3

60 YARDS (* = Hand time plus 0.24)

6.62	(1)	Alice Brown (Shaklee TC)	Dallas	1-31
6.63	(1)	Evelyn Ashford (Un)	New York	2-27
6.67h	(1)	Jeanette Bolden (Shaklee TC)	New York	2-27
6.72	(3)	Chandra Cheeseborough (TSU)	New York	2-27
6.73	(2)	Michele Glover (NJ HS)	Dallas	1-31
6.75h	(1)	Rhonda Boyd (Kentucky)	Louisville	2-6
6.79	(1)	Sharieffa Barksdale (Tenn)	Louisville	2-6
6.80	(1)	+Merlene Ottey (Nb/Jam)	Lincoln	2-28
6.84*	(3)	Brenda Morehead (TSU TC)	New York	2-6
6.85h	(2)	Loletta Fitzpatrick (Ind. St)	Louisville	2-6
6.85	(2)	Jodi Anderson (LATC)	San Diego	2-20
6.86	(1)	Tracey Valentine (VA HS)	Blacksburg	1-3
6.86	(3)	Linda Wilson (Texas TC)	Dallas	1-31
6.86	(1)	+Leleith Hodges (TWU/Jam)	Baton Rouge	2-21
6.87	(2)	Lisa Thompson (UNLV)	Albuquerque	1-24
6.88h	(1)	Latanya Dawkins (CA HS)	Los Angeles	2-13
6.89h	(2)	Lisa Hopkins (Ing. Panthers)	Los Angeles	2-13
6.90	(1)	+Esmeralda Garcia (Fl. St/Brazil)	Baton Rouge	1-30
6.90	(1)	Mashek (Iowa)	Cedar Falls	3-7
6.91	(1)	Nellie Bullock (Morgan State)	Richmond	1-10
6.91	(1)	+Esther Hope (Jackson St/Tri)	Monroe	1-31
6.92h	(1)	Cheryl Gilliam (Mich. St)	Louisville	2-6
6.92	(2)	Angela Gay (W. Ky)	Louisville	2-6
6.94	(1)	Sheryl Pernell (TSU)	Kansas City	1-24
6.94h	()	Florence Griffith (UCLA)	Los Angeles	2-13
6.94h*	(1)	Sherri Funn (George Mason)	Annapolis	2-13
6.95h	(2)	Dollie Fleetwood (SCC)	Los Angeles	2-13
6.96h	(1)	Cerelle Moore (Oklahoma)	Johnson City	1-10
6.96h	()	Jackie Washington (Shaklee TC)	Los Angeles	2-13
6.96	(1)	Lori Green-Jones (Kansas)	Lawrence	2-20
6.97	(4)	Darlene Jefferson (Houston)	Dallas	1-31
6.97	(5)	Val Boyer (Ariz. St)	Dallas	1-31
6.97	(3)	Paula Hines (Tenn)	Johnson City	2-21
6.97	(1)	Beatrice Reese (JTEP)	Pocatello	2-28
6.98	(4)	Gwen Loud (LAM)	San Diego	2-20
6.99h	(1)	Judy Winski (Wisconsin)	Louisville	2-6
6.99	(2)	Foster (Wichita State)	Lawrence	2-20

60 METERS

7.21	(1)	Jeanette Bolden (UCLA)	Tokyo	3-21
7.24	(1)	+Merlene Ottey (Nb/Jam)	Pocatello	3-14
7.26h	(1)	+Esmeralda Garcia (Fl. St/Brazil)	Pocatello	3-13
7.28	(1)	Sherri Funn (George Mason)	Blacksburg	1-31
7.34	(1)	Chandra Cheeseborough (TSU)	Louisville	2-7
7.34h	(2)	Lisa Thompson (UNLV)	Pocatello	3-13
7.43h	(2)	Michele Glover (NJ HS)	Louisville	2-7
7.44	(2)	Leola Toomer (Maryland)	Blacksburg	1-31
7.48	(3)	Sharieffa Barksdale (Tenn)	Blacksburg	1-31
7.48	(3)	Sheryl Pernell (TSU)	Louisville 2-7	
7.48	(4)	Tara Maston (Houston)	Pocatello	3-14
7.50	(2)	+Normalee Murray (Nb/Jam)	Iowa City	2-14
7.50s	(3)	Cheryl Gilliam (Mich. St)	Pocatello	3-14
7.51s	(4)	Felecia Moore (Oklahoma)	Pocatello	3-14
7.52	(4)	Brenda Brown (Virginia)	Blacksburg	1-31
7.54	(4)	Karen Wechsler (Indiana)	Louisville	2-7
7.56	(5)	Senerchia Gray (NC State)	Blacksburg	1-31
7.56h	(2)	Michelle Walsh (Arizona)	Pocatello	3-13
7.57h	(3)	Becky Kaiser (Illinois)	Pocatello	3-13
7.60	(6)	Robin Taylor (Old Dominion)	Blacksburg	1-31
7.60	(2)	Laletta Fitzpatrick (Ind. State)	Champaign	2-14
7.60h	(5)	Lisa Anne Staton (NC)	Pocatello	3-13
7.61h	(5)	Chatherine Sharpe (Michigan)	Pocatello	3-13
7.63h	(4)	Gayle Watkins (Un)	Louisville	2-7
7.67h	(6)	Delene Thomas (Utah State)	Pocatello	3-13
7.68	(4)	Liz Greathouse (E. Illinois)	Champaign	2-14
7.69h	(1)	Sonya Brown (Chi. Zephyrs)	Madison	1-31
7.69s	(1)	Adrienne Diamond (KY HS)	Louisville	2-7
7.69h	(3)	Deandra Carney (TSU)	Louisville	2-7
7.69	(5)	Cathy Barber (Ky)	Champaign	2-14
7.71	(1)	Judy Winski (Wisconsin)	Madison	2-14
7.74s	(2)	April Harris (KY HS)	Louisville	2-7
7.74	(5)	Pat Johnson (Wisconsin)	Champaign	2-21
7.74	(6)	Kim Gowan (Spring St)	Champaign	2-14

200 METERS (* = Hand time plus 0.24; ° = 220y minus 0.12)

23.17°	(1)	Chandra Cheeseborough (TSU)	New York	2-27
23.76°	(2)	Florence Griffith (Shaklee TC)	New York	2-27
23.84°	(d)	+Oralee Fowler (Shaklee TC/Bah)	New York	2-27
23.88h°	(2)	Sheryl Pernell (TSU)	New York	2-27
24.10	(1)	Brenda Morehead (TSU TC)	Sherbrooke	2-8
24.24*	(1)	Lorna Forde (Atoms)	Brooklyn	1-25
24.24*	(1)	+Sharon Colyear (Boston/GB)	Boston	2-28
24.52**	(1)	Nellie Bullock (Morgan St)	Cambridge	3-7
24.72**	(2)	Janet Dotson (Morgan St)	Cambridge	3-7
24.82s°	(1)	Ruperta Charles (Howard)	Cambridge	3-6
24.92s°	(2)	Deborah Lewis (Maryland)	Cambridge	3-6
24.93h°	(3)	Robin Jackson (Wis)	New York	2-27
24.94*	(1)	Angela Williams (NY HS)	Brooklyn	1-23
24.94*	(2)	Helena Nelson (Atoms)	New York	1-11
25.02s°	(3)	Vivian Riddick (Penn St)	Cambridge	3-6
25.04*	()	Diane Dixon (NY HS)		
25.05	()	Dana De Van (CO HS)		
25.14*	()	Delores Gibbs (Long Island U)		
25.14*	()	Pamela Morton (NY HS)		
25.20	()	Alisia Gibson (NY HS)		
25.32s°	(3)	Caroline Delaney (Howard)	Cambridge	3-6
25.42h*	(3)	Beverly Roman (Maryland)	Cambridge	3-6
25.44*	()	Pamela Norton (NY HS)		
25.46	()	Dawn Lewis (NY HS)		
25.51	(1)	Jane Bennett (Princeton)	Cambridge	2-21
25.54*	()	Melinda Pitter (Long Island U)		
25.54h°	(3)	Rhonda Yancy (Morgan St)	Cambridge	3-6
25.57	(2)	Patricia Melton (Yale)	Cambridge	2-21
25.64*	(1)	Edna Brown (Temple)	Hanover	1-10
25.54*	()	Linda Dukes (NY HS)		
25.64*	()	Renee Campbell (NY HS)		
25.64*	()	Yvette Cash (NY HS)		
25.67	()	Tabatha Gibbs (NY HS)		
25.74**	(1)	Pat Johnson (Wisconsin)	Madison	12-6

1981 USA INDOOR LIST (continued)

1:22.36	(1)	+Chris McMeekin (Iowa St/GB)	Champaign	2-14
1:22.58	(1)	Adriane Dixon (MA HS)	Cambridge	3-7
1:22.64*	(1)	Lee Ann Landingham (MS HS)	Baton Rouge	1-17
1:22.66	(2)	Julie Seaton (Neb)	Lincoln	1-31
1:22.76	(2)	Gail Bryant (NJ HS)	Cambridge	3-7
1:22.80	(1)	Diane Ousley (Ark)	Lincoln	2-8
1:22.84*	(1)	Barbara Ennis (Ind)	Bloomington	2-27
1:23.01	(1)	+Maureen Houghton (Ok/Can)	Oklahoma City	1-17
1:23.04*	(1)	Sue Spalholz (Wis)	Cedar Falls	3-7
1:23.54*	()	Sharon Johnson (MS AC)		
1:23.64*	()	Diane Richburg (NY HS)		
1:23.74	(1)	Anette Campbell (Okla)	Lawrence	1-30
1:23.84*	(1)	Pam Moore (Wis)	Madison	12-6
1:23.94	(3)	Kathy Pannier (Ill)	Champaign	2-14
1:23.94* ^o	(1)	+Allison Falkenberg (Idaho/Can)	Moscow	2-21
1:23.96	(3)	Donna Neale (MD HS)	Allston	3-7
1:23.96	(3)	Laurie Glynn (MA HS)	Cambridge	3-7
1:24.04*	(1)	Sharon Dabney (Clip. TC)	New London	2-22
1:24.14*	(1)	Darlene Beckford (Har)	Allston	1-25
1:24.14* ^o	(2)	Goffena (Un)	Moscow	2-21
1:24.14*	(2)	Jan Merrill (AGAA)	New London	2-22
1:24.44*	(1)	Tonya Brown (Fl. St)	Baton Rouge	2-21
1:24.51	(2)	Sue Beischel (Wis)	Champaign	2-21
1:24.65	(1)	Robin Jackson (Un)	Madison	1-17
1:24.75	(3)	Chris Davenport (Iowa)	Champaign	2-21
1:24.94*	()	Nancy McCarthy (MA HS)		
1:24.94*	()	Sonja Bell (MD HS)		
1:24.96	(2)	Sue Spalholz (Wis)	Madison	1-17
1:25.06 ^o	(2)	Lisa Sherrill (Tenn)	Johnson City	2-21
1:25.21	(1)	Teresa Pioli (Penn St)	University Park	1-17
1:25.34*	(1)	Brenda Chambers (Colo)	Boulder	2-14
1:25.34*	()	Henrietta Nancis (DC Int)		
1:25.40	(4)	Denise Camarigg (Iowa)	Champaign	2-21
1:25.44*	()	Mary Kate (MA HS)		
1:25.64*	()	Maxine Underwood (MA HS)		
1:25.64*	()	Carolyn Mitchell (MA HS)		
1:25.70	(5)	Mary Mulrooney (Wis)	Champaign	2-21
1:25.90	(6)	Dawn Woodruff (Mich)	Champaign	2-21
1:25.91	()	Sally Rand (Col. St)	Lincoln	2-7
1:25.95	(4)	Renee Johnson (E. Ill)	Champaign	2-14
1:26.20	(4)	Cathy Persichetty (NJ HS)	Cambridge	3-7
1:26.24*	()	Catherine Baker (Rice)		
1:26.32	(1)	Ellen Smith (Tex. A&M)	Baton Rouge	1-24
1:26.35	(1)	Catherine Baker (Rice)	Baton Rouge	1-30

600 METERS (* = Hand time plus 0.14; ^o = Oversized track)

1:26.56	(1)	Delisa Walton (Tenn)	Pocatello	3-14
1:28.82	(2)	Pam Sedwick (Mich. St)	Pocatello	3-14
1:30.20	(3)	Wanda Trent (Kan. St)	Pocatello	3-14
1:30.63	(1)	Lorna Forde (Atoms)	Toronto	2-13
1:31.23	(2)	+June Griffith (Adel./Guy)	Toronto	2-13
1:31.79h	(3)	Rosalyn Dunlap (Missouri)	Pocatello	3-13
1:32.02h	(4)	Barbara Ennis (Ind)	Pocatello	3-13
1:32.15h	(2)	Jill Lancaster (Okla)	Pocatello	3-13
1:32.29h	(3)	Teresa Pioli (Penn St)	Pocatello	3-13
1:32.30	(4)	+Chamique Crooks (UTEP/Can)	Toronto	2-13
1:32.34*	(2)	Ella Willis (Con. Ath)	Louisville	2-6
1:32.94*	(1)	Wendy Knudson (Ath. Int)	Logan	1-17
1:33.44*	(1)	Tonja Brown (Fl. St)	Gainesville	3-6
1:33.54*	(1)	Diane Richburg (NY HS)	New London	2-1
1:33.64*	(1)	Jennifer Whitfield (Villanova)	Boston	3-7
1:33.84*	(2)	+Janette Wood (Fl. St/Can)	Gainesville	3-6
1:33.90 ^o	(1)	+Allison Falkenberg (Idaho/Can)	Moscow	2-7
1:34.05 ^o	(2)	+Helen Waterhouse (Idaho/GB)	Moscow	2-7
1:34.14*	(3)	Alveretta Pitts (Fla)	Gainesville	3-6
1:34.28	(1)	Kathy Hall (U. Chi. TC)	Madison	1-31
1:34.44*	(4)	Judy Richardson (Ken)	Louisville	2-7
1:34.64*	()	Penny Fales (Penn St)		
1:34.74*	(5)	Nancy Robinson (Florida)	Louisville	2-6
1:35.14*	()	Margaret Metcalf (N. Mex)	Albuquerque	2-7
1:35.40	(1)	Jennifer Davidson (BYU)	Pocatello	2-28
1:35.40 ^o	(3)	Lisa Sorrell (Un)	Moscow	2-14
1:35.89	(2)	Gwen White (Utah St. TC)	Pocatello	2-28
1:36.54*	(1)	Vivian Scruggs (Va)	Blacksburg	3-7
1:36.99	(1)	Karen Arnold (W. Mich)	Madison	2-14
1:36.99 ^o	(4)	Ann Phillips (Wash)	Moscow	2-14
1:37.14*	()	Mary Sedali (Adams St)	Albuquerque	2-7
1:37.25	(3)	Sally Rand (Colo. St)	Pocatello	2-28

1:37.44*	(1)	Renee Johnson (E. Ill)	Normal	2-7
1:37.44*	(2)	Stacia Cain (Maine)	Boston	3-7
1:37.51	(2)	Mary Mulrooney (Wis)	Madison	2-14
1:37.74*	(3)	Jennifer James (Utah St. TC)	Logan	2-20
1:37.84*	(3)	Eva Baridi (Vill)	Boston	3-7
1:37.92	(4)	Melanie Washburn (BYU)	Pocatello	2-28
1:38.00 ^o	(5)	Michelle Williamson (CNW)	Moscow	2-14
1:38.04*	(2)	Wanda Ball (E. Ill)	Normal	2-7
1:38.14*	(4)	Clare Connelly (Bos. Col)	Boston	3-7
1:38.24*	(3)	Kris Rens (Min)	Normal	2-7
1:38.24*	(1)	Rita Lamb (Ill. St)	Normal	2-21
1:38.64*	(4)	Janet Fletcher (Utah St. TC)	Logan	2-20
1:38.74*	()	Shellee Coleman (Weber St)	Pocatello	1-31
1:38.84*	()	Konnie Mackey (Utah St)	Logan	12-3
1:38.94*	(3)	Courtney Daniels (O. Dom)	Blacksburg	1-31
1:38.94*	(5)	Stephanie Ratcliffe (BYU)	Logan	2-20
1:39.04*	(4)	Cecile Carter (O. Dom)	Blacksburg	1-31
1:39.04*	(6)	Susan Van Horn (BYU)	Logan	2-20

800 METERS

(* = Hand time plus 0.14; ^o = 880y minus 0.7; ^o = Oversized track)

2:04.84**	(1)	Delisa Walton (Tenn)	New York	2-27
2:05.14**	(2)	Robin Campbell (Stan. TC)	New York	2-27
2:05.75	(1)	Darlene Beckford (Harvard)	Pocatello	3-14
2:06.36	(2)	Joetta Clark (Tenn)	Pocatello	3-14
2:07.34**	(3)	Lorna Forde (Atoms)	New York	2-27
2:07.54**	(1)	Karel Jones (Atoms)	New London	2-22
2:07.78	()	+Chris McMeekin (Ia. St/GB)		
2:08.09*	(1)	+Maureen Houghton (Ok/Can)	Lincoln	2-28
2:08.64**	(5)	Ella Willis (Con. Ath)	New York	2-27
2:08.74*	(3)	Maggie Keyes (Un)	Ottawa	2-14
2:08.94*	(2)	Leann Warren (Oregon)	San Francisco	1-3
2:08.95	(1)	Suzanne Frederick (Mich)	Champaign	2-21
2:09.31* ^o	(2)	+Dorianne Lambelet (Cornell/Swi)	Johnson City	1-10
2:09.34**	(2)	Diane Richburg (NY HS)	New London	2-22
2:09.60	(2)	Sue Spalholz (Wis)	Champaign	2-21
2:09.67* ^o	(3)	+Helen Blake (TSU/Jam)	Johnson City	1-10
2:10.05	(3)	Ellen Brewster (Wis)	Champaign	2-21
2:10.14*	(1)	+Josephine White (Rich./GB)	Blacksburg	1-31
2:10.31	()	Jan Merrill (AGAA)		
2:10.44**	(3)	Chris Mullen (Georgetown)	Cambridge	3-7
2:10.52	(1)	Rochelle Collins (UTEP)	Pocatello	2-28
2:11.40	(4)	Kay Stormo (Iowa)	Champaign	2-21
2:11.44*	(4)	Debbie Pavik (Maryland)	Ottawa	2-14
2:11.64**	(1)	Regina Jacobs (CA HS)	Los Angeles	1-13
2:10.00	(1)	+Debbie Schulte (Prince./Can)	Cambridge	2-21
2:12.13* ^o	(4)	Linda Nicholson (VA)	Johnson City	1-10
2:12.14*	(2)	+Monica Joyce (SD St/GB)	Los Angeles	1-30
2:12.24**	(1)	Detlefsen (Georgia)	Baton Rouge	2-21
2:12.24*	(4)	Monika Oesterlin (Gaz. Int)	New London	2-22
2:12.74*	(1)	Stacey Atterton (Boston)	Boston	2-28
2:12.31* ^o	(5)	Molly Straight (Kentucky)	Johnson City	1-10
2:12.74*	(2)	Joan Sterret (Elite TC)	Hanover	1-10

1000 YARDS (* = Hand time plus 0.14)

2:27.34*	(1)	Robin Campbell (Stan. TC)	Los Angeles	2-13
2:28.94*	(2)	Francie Larriau (PCC)	Los Angeles	2-13
2:29.14*	(1)	Diane Richburg (NY HS)	Syracuse	3-15
2:29.34*	(3)	+Monica Joyce (SD St/GB)	Los Angeles	2-13
2:30.44*	(1)	+Chris McMeekin (Ia. St/GB)	Madison	1-17
2:30.84	(1)	Diane Vetter (Iowa St)	Lincoln	2-28
2:30.94*	(1)	Suzanne Frederick (Mich)	East Lansing	
2:31.15	(1)	Wendy Knudson (Ath. Int)	Albuquerque	1-24
2:32.03	(2)	Tami Essington (Neb)	Lincoln	2-28
2:32.09	(2)	Maggie Keyes (Ath. West)	Albuquerque	1-24
2:32.14	(2)	Ellen Brewster (Wis)	Madison	1-17
2:32.04*	(1)	Carol Sames (Okla)		
2:33.04*	(1)	+Marie Simonsson (Drake/Swe)	Columbia	2-21
2:33.14*	(1)	+Rose Thompson (Wis/Kenya)	Cedar Falls	3-7
2:33.60	()	Tara Arnold (LA HS)		
2:33.84*	(3)	Pam Schubarth (Neb)	Columbia	2-27
2:33.98	(1)	+Ileana Hocking (N. Tex./PR)	Baton Rouge	2-21
2:34.14	(2)	+Tina Bengston (LSU/Swe)	Baton Rouge	2-21
2:34.34*	(2)	Deborah Pihl (Kan. St)		
2:34.84*	(1)	Holly Straight (Ken)	Lafayette	1-30
2:35.14*	(1)	Rita Burr (Air Force)	Boulder	3-7

17:32.74*	(12)	Melanie Weaver (Mich)	Pocatello	3-13	8.63s	(5)	Judy Thomas (Kentucky)	Pocatello	3-14
17:35.54*	(4)	Eileen Hornberger (Tenn)	Columbus	1-16	8.68h	(4)	Gwen Poss (Kansas)	Pocatello	3-13
17:35.94*	(13)	Letha Davis (Drake)	Pocatello	1-28	8.70h	(4)	Veronica Flowers (Tx. Tech)	Pocatello	3-13
17:39.14*	(3)	Mary Witt (Kentucky)	Columbus	1-16	8.70	(p)	Susan Brownell (Virginia)	Pocatello	3-14
17:40.54*	(3)	Jenny Tuthill (Un)	Ithaca	3-1	8.75	(4)	Kathy Klaehn (Kentucky)	Champaign	2-14
17:40.86	(4)	Karen Porter (Kentucky)	West Point	3-8	8.76	(2)	Leslie Palmer (Maryland)	Blacksburg	1-31
17:45.59	(1)	Jane Patrick (Dartmouth)	Blacksburg	1-31	8.77h	(4)	Amy Dunlop (Wis)	Pocatello	3-13
17:45.97	(1)	Carden (E. Stroudsburg)	Pocatello	3-13	8.80h	(5)	Connie McKernan (Kansas)	Pocatello	3-13
17:47.44*	(5)	Natalie Updegrove (Penn St)	Pocatello	3-13	8.83h	(5)	Lisa Hansen (Minn)	Pocatello	3-13
17:49.34*	(15)	Terry Ebanks (Texas)			8.87	(5)	Antoinette Jackson (Ohio St)	Champaign	2-21
17:49.64*	(16)	Zanetta Weber (Iowa)			8.88h	(5)	Barbara Veasley (Missouri)	Pocatello	3-13
					8.89	(6)	Linda Dowdy (Ind. St)	Champaign	2-14
					8.89h	(6)	Kelley Matthews (Iowa St)	Pocatello	3-13

50 YARD HURDLES

6.72	(1)	Benita Fitzgerald (Tenn)	Toronto	2-13
6.73	(2)	Kim Turner (UTEP)	Toronto	2-13
6.83	(3)	Carol Lewis (NJ HS)	Toronto	2-13
6.87	(4)	Gayle Watkins (Un)	Toronto	2-13
6.90	(5)	Stephanie Hightower (Ohio St)	Toronto	2-13
7.19h	(1)	Holly Johnson (Drake)	Des Moines	1-24

50 METER HURDLES (* = Hand time plus 0.24)

7.55	(1)	Sheriffa Saunders (CA HS)	San Francisco	1-3
7.56	(2)	Deanne Johnson (Stanford TC)	San Francisco	1-3
7.64*	()	Delene Thomas (Utah St)	Logan	12-3
7.74*	(1)	Konnie Mackey (Utah St)	Logan	3-7
7.84*	(1)	Wendy Skiver (Utah St)	Logan	1-10
8.00	(3)	Judy Young (Un)	San Francisco	1-3
8.01	(4)	Robyn Johnson (CA HS)	San Francisco	1-3
8.14*	(4)	Angie Stubblefield (Idaho St)	Logan	1-17
8.14*	(4)	Melody Palmer (Utah St)	Logan	3-7
8.24*t	(2)	Jennifer James (Utah St)	Logan	1-10
8.24*t	(2)	Wendy Limbaugh (Utah St)	Logan	1-10
8.24*t	(2)	Vivian Echavarria (Un)	Logan	1-10
8.24*	()	Kari Manns (MI HS)		

60 YARD HURDLES

7.68	(1)	Candy Young (Farleigh Dickinson)	Dallas	1-31
7.68h	(1)	+Sharon Colyear (Boston/GB)	New York	2-27
7.69	(2)	Benita Fitzgerald (Tenn)	Dallas	1-31
7.74h	(1)	Karen Wechsler (Indiana)	New York	2-27
7.75	(1)	Kim Turner (UTEP)	Albuquerque	1-24
7.79	(1)	Linda Weekly (Tx. Sth)	Kansas City	2-20
7.81h	(3)	Stephanie Hightower (Ohio St)	New York	2-27
7.82	(1)	Gwen Poss (Kansas)	Lawrence	2-20
7.82	(5)	Jackie Washington (Shaklee TC)	New York	2-27
7.82h	(2)	Lori Dinello (Florida)	New York	2-27
7.86	(1)	Jill Redo (KS HS)	Oklahoma City	2-8
7.87h	(1)	Sherrie Agee (THTC)	Louisville	2-6
7.87h	(3)	Brenda Calhoun (Ven. Jersey TC)	New York	2-27
7.92	(2)	Nancy Roeller (CO HS)	Albuquerque	1-24
7.92	(2)	Carol Lewis (NJ HS)	Philadelphia	1-24
7.93	(1)	Debbie Deutsch (Rutgers)	Hanover	1-10
7.94s	(1)	Gayle Watkins (Un)	Johnson City	1-9
7.94	(2)	Karen Holmes (TWU)	Oklahoma City	2-8
7.94	(2)	Connie McKernan (Kansas)	Lawrence	2-20
7.98	(p)	+Myrtle Chester (Tenn/Guy)	Johnson City	2-21
7.98h	(3)	Kathy Borgwarth (Wis)	New York	2-27

60 METER HURDLES

8.18	(1)	Candy Young (F-D)	Pocatello	3-14
8.21h	(1)	+Sharon Colyear (Boston/GB)	Pocatello	3-13
8.24	(1)	Benita Fitzgerald (Tenn)	Louisville	2-7
8.25	(2)	Karen Wechsler (Indiana)	Louisville	2-7
8.30s	(1)	Kim Turner (UTEP)	Pocatello	3-14
8.34s	(2)	Lori Dinello (Florida)	Pocatello	3-14
8.37	(1)	Jackie Washington (UCLA)	Tokyo	3-21
8.46h	(2)	Gayle Watkins (Un)	Louisville	2-7
8.49h	(2)	Debra Deutsch (Rutgers)	Pocatello	3-13
8.52h	(3)	Brenda Calhoun (Ariz. St)	Pocatello	3-13
8.53h	(2)	Kim Willis (Ohio St)	Pocatello	3-13
8.53s	(4)	Elizabeth Miller (Oregon)	Pocatello	3-14
8.58h	(3)	Stephanie Hightower (Ohio St)	Louisville	2-7
8.62	(1)	Kathy Borgwarth (Wis)	Madison	2-14
8.62	(p)	Patsy Walker (Houston)	Pocatello	3-14
8.54	(p)	+Myrtle Chester (Tenn/Guy)	Pocatello	3-14
8.63	(3)	+Lena Spoo (Purdue/Fin)	Champaign	2-21
8.63	(2)	Sherry Agee (THTC)	Champaign	2-14

4x220 YARD RELAY (* = Hand time plus 0.14; ° = 4x200 plus 0.5)

1:36.94*	(1)	Morgan State	Cambridge	3-7
1:37.38°	(1)	Florida State	Pocatello	3-14
1:38.05°	(2)	Adelphi	Pocatello	3-14
1:38.23°	(3)	Houston	Pocatello	3-14
1:38.32°	(4)	Tennessee	Pocatello	3-14
1:38.69h°	(2)	Kentucky	Pocatello	3-13
1:39.14*	(1)	Nebraska	Lincoln	2-28
1:39.15h°	(3)	UTEP	Pocatello	3-13
1:39.31h°	(4)	Georgia	Pocatello	3-13
1:39.34*	(1)	Tennessee State	Louisville	2-7
1:39.44*	(2)	Maryland	Cambridge	3-7
1:39.54h°	(1)	Temple	Pocatello	3-13
1:39.84h*	(2)	Howard	Cambridge	3-6
1:40.14	(1)	Wisconsin	Madison	1-24
1:40.28°	(1)	Atoms TC	West Point	2-14
1:40.29h°	(3)	Eastern Illinois	Pocatello	3-13
1:40.48h°	(1)	Texas Women's University	Baton Rouge	2-21
1:41.45h°	(4)	UNLV	Pocatello	3-13
1:41.50h°	(4)	Bowling Green	Pocatello	3-13
1:41.51°	(2)	Long Island University	West Point	2-14
1:41.63°	(3)	Dynamite TC	West Point	2-14
1:41.64*	(4)	Michigan State	Louisville	2-7
1:41.76°	(1)	Old Dominion	Columbus	1-16
1:41.84h°	(5)	Iowa	Pocatello	3-13
1:41.86h°	(5)	Arizona State	Pocatello	3-13
1:42.00h°	(6)	Texas A&M	Pocatello	3-13
1:42.09	(1)	Lincoln HS, Jersey City, NJ	Cambridge	3-7
1:42.14*	(2)	Kansas	Lincoln	2-28
1:42.33	(4)	Virginia	Princeton	2-7
1:42.34*	(3)	Oklahoma	Lincoln	2-28
1:42.84*	(5)	Indiana	Louisville	2-7
1:42.85h*	(5)	Michigan	Pocatello	3-13
1:43.54*	(6)	Terre Haute TC	Louisville	2-7
1:43.84**	(2)	Ohio State	Normal	2-7
1:44.24h*	(2)	West Virginia	Cambridge	3-6
1:44.64*	(1)	Illinois State	Normal	2-21
1:44.74*	()	Blendensburg HS, Maryland		
1:44.93°	(1)	Princeton	Ithaca	3-1
1:44.94*	(5)	Howard	Cambridge	3-7
1:45.21	(1)	Drake	Madison	1-17
1:45.43	(3)	Penn State	Hanover	1-10
1:45.44	(1)	Illinois	Lafayette	2-6
1:45.48	(4)	New York PAL	Hanover	1-10
1:45.54°	()	Brockton HS, Massachusetts		
1:45.55	(5)	St. John's	Hanover	1-10
1:45.70	(2)	Western Michigan	Madison	2-14
1:45.71	(2)	Iowa State	Madison	1-17
1:45.88	(2)	Central HS, Trenton, NJ	Ca,bridge	3-7
1:45.93°	()	Coolidge HS, DC		
1:45.94°	(2)	Cornell	Ithaca	3-1
1:46.04*	(1)	James Madison	Annapolis	2-13
1:46.04*	(1)	Minnesota	Minneapolis	2-28
1:46.14*	(2)	Mankato State	Minneapolis	2-28
1:46.14**	()	Boy's & Girl's HS, New York		
1:46.24**	()	Hempstead HS, New York		
1:46.50	(3)	Mayor Hatcher YF	Madison	1-17
1:46.63*	(2)	Brigham Young	Pocatello	2-28
1:46.64*	(1)	Boston University	Boston	2-7

4x440 YARD RELAY (* = Hand time plus 0.14; ° = 4x400 plus 1.20; # = Oversized track)

3:38.48°	(1)	Adelphi	Pocatello	3-14
3:39.08°	(2)	Texas	Pocatello	3-14
3:40.05#	(1)	Tennessee	Johnson City	1-10
3:40.46	(1)	Los Angeles Mercurettes	New York	2-27
3:41.04*	(1)	Atoms TC	New York	2-6

6'0½	(2)	Sharon Burrill (Nebraska)	Pocatello	3-14	53'2½	(4)	+Rose Hauch (Tennessee/Can)	Pocatello	3-14
6'0	(1)	+Disa Gisladottir (Ala/Iceland)	Baton Rouge	1-30	52'9	(5)	Elaine Sobansky (Penn State)	Pocatello	3-14
6'0	(1)	Phyllis Blunston (CS Bakersfield)	San Francisco	2-20	52'7	(2)	Denise Wood (Knox. TC)	New York	2-27
6'0	()	Patsy Walker (Houston)			51'5¼	(6)	+Ria Stalman (Ariz. St/Hol)	Pocatello	3-14
5'11¼	(2)	Yvonne Heinrich (NC St)	New York	2-27	51'0¼	(7)	+Cindy Crapper (Kentucky/GB)	Pocatello	3-14
5'11¼	(4)	Pam Spencer (LATC)	New York	2-27	50'11½	(2)	Nina Davis (St. John's)	Princeton	2-7
5'11¼	(3)	Edith Childress (Kentucky)	Pocatello	3-14	50'9	(8)	Sandy Burke (Northeastern)	Pocatello	3-14
5'11¼t	(4)	Anna Erpenbeck (Drake)	Pocatello	3-14	49'9¾	(9)	Ramona Pagel (CS Long Beach)	Pocatello	3-14
5'11¼t	(4)	Dale Wallace (Georgia)	Pocatello	3-14	49'1	(11)	Lisa Ferry (Houston)	Pocatello	3-14
5'11	(2)	Melinda Morris (W. Illinois)	Champaign	2-21	49'0	(4)	Susan Thornton (Tennessee)	New York	2-27
5'10½	(1)	Thea Ackerman (Mt. St. Mary's)	Princeton	2-7	48'10¼	(12)	Carol Cady (Stanford)	Pocatello	3-14
5'10½	(1)	+Maria Betioli (BYU/Brazil)	Pocatello	2-28	48'3¼	(13)	Annie McElroy (CS Long Beach)	Pocatello	3-14
5'10½	(2)	+Annake Magendans (UTEP/Hol)	Pocatello	2-28	48'1½	(5)	Lorna Griffin (Un)	New York	2-27
5'10	()	Renee Nickles (Oklahoma)			47'9¼	(1)	Nadine Cox (Ohio State)	Champaign	2-21
5'10	()	Sally McCarthy (Oklahoma)			47'6	(1)	Debra Pryor (Ariz. St)	Flagstaff	2-7
5'10	(1)	Ellie Hayden (E. Michigan)	Lafayette	2-6	47'3¼	(1)	Melody Torcolacci (Queens)	Syracuse	1-18
5'10	(1)	Joan Brockhaus (Wisconsin)	Madison	2-14	46'11¼	(1)	Sharon Lotmore (Florida)	Baton Rouge	2-21
5'10	(1)	Peggy Stewart (Villanova)	Newark	2-15	46'11½	(6)	Suzie Ray (UCLA)	New York	2-27
5'10	(2)	Karen Krawiec (Penn State)	Newark	2-15	46'10¼	(14)	Debi Moore (Ohio State)	Pocatello	3-14
5'10	()	Angie Jones (VA HS)			46'7½	(5)	Sharon Mitnik (Temple)	Cambridge	3-7
5'10	(1)	Ingle-Lise Christensen (Ohio St)	Champaign	2-21	46'3¾	(2)	Karen Wood (Nebraska)	Lincoln	2-28
5'10	(2)	Nancy Seybold (Nebraska)	Columbia	2-27	46'2	(1)	Janice Stuckey (Kansas)	Lincoln	2-8
5'10	(1)	Stedman (Wyoming)			45'8½	(1)	Sue Doucette (Idaho State)	Pocatello	2-28
5'9	(1)	Wendy Markham (Wis. United)	Madison	1-31	45'7½	(3)	Marilyn Senz (Penn State)	University Park	1-17
5'9	()	Jackie Mitchell (NY HS)			45'6	(1)	Julie Jones (Un)	Provo	2-13
5'9	(1)	+Maggie Woods (Purdue/Can)		2-27	45'5¼	(3)	Delores Bennett (Mich. St)	Champaign	2-21
5'8¾	(2)	Karen Hatchett (Virginia)	Blackburg	1-31	45'3	(1)	Ann Bohach (Indiana)	Madison	1-24
5'8½	(3)	Lisa Plummer (Illinois)	Champaign	2-21	45'2¼	(3)	Jo Beth Palmer (Texas)	Oklahoma City	2-7
5'8½	(4)	Joan Bullard (Michigan)	Champaign	2-21	45'2	(1)	Debbie Och (Alabama)	Baton Rouge	1-30
5'8¼	(1)	Jalene Chase (Maryland)	University Park	1-17	45'2	(2)	+Heather Kuusela (BYU/Fin)	Provo	2-13
5'8¼	(3)	Julie Cosgrove (Idaho St)	Pocatello	2-28	45'1¾	(4)	Shu Quereshi (Wisconsin)	Champaign	2-21
					44'9	(1)	Fay Farrar (Minnesota)	Minneapolis	2-28
					44'8¼	(2)	Rhea Rogers (Illinois)	Champaign	2-14
					44'6¾	(3)	Victoria Gay (W. Kentucky)	Champaign	2-14
					44'6¼	(1)	Linda McDuffy (Ill. St)	Normal	2-21
					44'5¾	(6)	Sheila Halsey (ETSU)	Johnson City	1-10
					44'2¼	(5)	Lynn Barber (Mich. St)	Champaign	2-21
					44'1¼	(2)	+Betty Bogers (UTEP/Hol)	Pocatello	2-28

LONG JUMP

21'7¼	(1)	Carol Lewis (NJ HS)	Dallas	1-31
21'2¼	(1)	Kathy McMillan (TSU)	Kansas City	1-24
21'0	(1)	Pat Johnson (Wisconsin)	Pocatello	3-14
20'9¾	(2)	+Esmeralda Garcia (Fl. St/Bra)	Pocatello	3-14
20'7¾	(3)	Evalene Hatcher (Morgan St)	New York	2-27
20'7	(3)	Donna Thomas (N. Tx. St)	Pocatello	3-14
20'4	(4)	Alice Bennett (Fl. St)	Pocatello	3-14
20'3¾	(1)	+Dorothy Scott (TWU/Jam)	Oklahoma City	2-8
20'3½	(2)	Jodi Anderson (LATC)	Los Angeles	2-13
20'3	(5)	Pam Donald (Stanford)	Pocatello	3-14
20'2½	(p)	Marlene Harmon (LATC)	Pocatello	2-22
20'2½	(6)	Ann Meachum (E. Mich)	Pocatello	3-14
20'1¾	(7)	Gayle Brandon (E. Ill)	Pocatello	3-14
20'0	(1)	Lorrie Thornton (Michigan)	East Lansing	3-942
19'11¼	(1)	Becky Kaiser (Ill)	Charleston	2-28
19'11	(8)	Kathy Rankin (Georgia)	Pocatello	3-14
19'10¾	(2)	Allison Dotson (E. Okla)	Oklahoma City	2-8
19'10¼	(3)	Jo Anna Harper (ELAJC)	Los Angeles	2-13
19'10	()	Vigel Newsome (Ms V)		
19'10	(5)	Gwen Loud (LAM)	New York	2-27
19'9½	(1)	Lisa Staton (NC St)	Chapel Hill	1-25
19'8½	()	Cornelia Jackson (Jack. St)		
19'8¼	()	+Esther Otieno (UTEP/Nig)	Albuquerque	2-7
19'7½	(6)	Veronica Bell (SCC)	New York	2-27
19'6	(9)	Vivian Riddick (Penn St)	Pocatello	3-14
19'5½	(10)	Sharon Moultre (Tex. Tech)	Pocatello	3-14
19'5	(p)	Juanita Alston (Maryland)	Cambridge	3-7
19'4¾	()	Tonja Brown (Fl. St)	Baton Rouge	2-21
19'3½	(1)	Sharon Henry (Ala. A&M)	Louisville	2-7
19'3½	(1)	Halcyon McKnight (Kansas)	Lincoln	2-28
19'3½t	(12)	Elizabeth Miller (Oregon)	Pocatello	3-14
19'3¼	()	Dawn Mann (Indiana)		
19'3¼	(3)	Ruperta Charles (Howard)	Newark	2-22
19'3	(1)	Sharieffa Barksdale (Tenn)	Knoxville	12-2
19'1¼	(5)	Allison Manley (Murray St)	Louisville	2-7
19'1	(3)	Robin Taylor (Old Dominion)	Louisville	2-7
19'0¾	(1)	+Julie White (Boston/Can)	Boston	2-7
19'0¾	(p)	Sue Brownell (Virginia)	Pocatello	2-22
19'0¾	(2)	Sharon Burrill (Nebraska)	Lincoln	2-28
19'0½	(2)	Kim Gowan (Spring St)	Champaign	2-21
19'0¼	(1)	Yvonne Cuelho (VOC)	Seattle	2-7
19'0¼	()	Tracey Valentine (VA HS)		
19'0¼	(3)	+Kim Hagger (Kansas St)	Lincoln	2-28
19'0	(4)	Jeanette Williams (Ind. St)	Louisville	2-7

SHOT PUT

55'2¼	(1)	+Meg Ritchie (Arizona/GB)	Pocatello	3-14
54'4	(2)	+Marita Walton (Maryland/Ire)	Pocatello	3-14
53'10½	(3)	+Cecil Hansen (Oklahoma/Nor)	Pocatello	3-14

PENTATHLON

4215	(1)	Patsy Walker (Houston)	Pocatello	3-14
4131	(2)	Susan Brownell (Virginia)	Pocatello	3-14
4064	(1)	Marlene Harmon (LATC)	Pocatello	2-15
4060	(3)	Juanita Alston (Maryland)	Pocatello	3-14
4001	(4)	Nancy Kindig (Nebraska)	Pocatello	3-14
3942	(5)	+Myrtle Chester (Tenn./Guyana)	Pocatello	3-14
3914	(3)	Mary Harrington (Un)	Pocatello	2-15
3899	(4)	Wendy Limbaugh (Utah St)	Pocatello	2-15
3826	(1)	Kathy Seybold (Nebraska)	Lincoln	2-28
3826	(2)	Debbie Deutsch (Rutgers)	Cambridge	3-7
3822	(1)	Karen Roth (Ill. St)	Normal	2-21
3805	(6)	Peg Shafer (Un)	Pocatello	2-22
3781	(6)	+Kim Hagger (Kansas St)	Pocatello	3-14
3771	(1)	Vivian Echevarria (BYU)	Pocatello	2-28
3669	(1)	Peg Stewart (Villanova)	Boston	3-8
3596	(1)	Elizabeth Childress (Kentucky)	Champaign	2-14
3595	(1)	Lisa Plummer (Illinois)	Champaign	2-21
3525	(2)	Wacaser (Illinois)	Champaign	2-21
3498	(3)	Adams (Iowa State)	Champaign	2-14
3494	(1)	Zimmerman (Florida)	Baton Rouge	2-21
3458	(1)	+Maggie Woods (Purdue/Can)	Lafayette	2-6
3456	(3)	Angie Stubblefield (Idaho St)	Pocatello	2-28
3452	()	Wendy Skiver (Utah St)	Logan	12-3
3450	(4)	Cheri Essman (Wisconsin)	Champaign	2-21
3432	()	Margaret Moynihan (Fl. St)	Baton Rouge	2-21
3418	(2)	Stephanie Bembridge (W. Chester)	Boston	3-8
3402	(4)	C. Singer (Indiana St)	Champaign	2-14
3389	(6)	Evelyn Jabiles (Utah St)	Pocatello	1-28
3365	(6)	Carla Wasniewski (Wisconsin)	Champaign	2-21
3355	(3)	Kathy Dvorsak (Pitt)	Boston	3-8
3347	(3)	Thea Ackerman (MSM)	Princeton	12-14
3324	(4)	Peggy Stewart (Villanova)	Princeton	12-14
3307	(2)	Lori Kemnitz (Wisconsin)	Madison	1-31

WTW

KALEIDOSCOPE

(continued from page 5)

University of Arizona in one event? The Arizona 400 hurdlers ran 1-2-3 at the WCAA Championships with Robin Marks winning in the fastest time to date for the USA, 57.24, Sandra Farmer not far behind in 57.54 and Denise Waddy not that far away in 59.62 . . . More Jackson's for 1981 include Cherita at Texas Southern and Deidre from Prairie View . . . Disa Lewis (Rice), a top 1500/3000 runner from 1980, is lost for the season with a stress fracture . . . Speaking of Rice, don't let their new 800 find stay too close to you over the first 600. Catherine Baker (2:08.62) has a silver Olympic medal in the family won by her father Thane in the 200 at the 1956 Games.

Florida State's 400m hurdlers challenge Arizona's fast trio with Tonja Brown (57.53), Jeanette Bradley (60.44) and Almetha Roland (60.74) . . . Have a passel of names for the "Names I Like" Department this month. Secure a flagon of the grape, down it, then enjoy these names with me: Datie Lynch of Toledo, Easter Gabriel of Prairie View, Nicolette Champaign of Long Beach Comets, Faleesha Fackler from Phoenix, Fricka Whistler and Pielinia Davis of the Southern California Cheetahs, Sweeter Manning from Malone, Issey Gerrity of Cleveland State, Belinda Hoots from North Carolina State, Tootie McKnight of Kansas, Chris Sinner from Indiana State, Muff Reinert of New Mexico, China Bushnell from DC, Soyka Dobush of Appalachian State, Angela Biggum from Ohio State, Dee Dee Degan of CS Northridge, Sue Brocoli of Moorpark JC, Debbie Uch of Alabama and Karen Longear of the SC Road Runners. And Debbie Reynolds runs for Mt. Vernon High School . . . Add some more "Rhyming Names": Maria Sarria of Cuba, Sue New and Dawn Braun . . . Who won the United States Road Running Team Championship? It was the Falcon Track Club. And who ran on the Falcon Track Club team in 1981? The same three who ran for the Falcon Track Club in 1965 — Doris Brown, Vicki Foltz and Trina Hosmer . . . California has dropped Jan Oehm from the team for disciplinary reasons . . . The TAC Track and Field Committee is seeking bids for the 1982 US Junior T & F Championships. Contact Harry Groves at University Park, PA 16802 . . . The University of Indiana team was involved in a six-vehicle collision while en route to the Becky Boone Relays. Two of the school vans were in the accident on Interstate 75. Distancer Kelly O'Toole suffered a compressed fracture of a vertebra in her lower back and Jeanna Polonchek, a javelin thrower, had a deep gash in her forehead. Others received various cuts and bruises . . . Ottawa will stage the Fourth Annual

Avon Woman's Marathon on August 23. More than 25 countries are expected to send competitors, the first big prelude to the first-ever Olympic marathon for women . . . It isn't true that Stephanie Vega and Ileana Hocking are "foreigners". Both came from Puerto Rico, 'tis true, but Puerto Rico belongs to the USA and so the two runners are US citizens and should never have an asterisk by their names . . . Karoline Kafer of Austria and Nunu Abashidze of the Soviet Union, both fourth place winners at the European indoor championships, failed to pass the steroid test and have been suspended for 18 months. **WTW**

PEPSI (continued from page 6)

aided 21'5¼ while Anderson could manage only 20'3¼.

RESULTS: 1—Kathy McMillan (TSTC) 21'5¼, 2—Pat Johnson (Wisconsin) 21'4¼, 3—Jackie Joyner (UCLA) 20'7w, 4—Carol Lewis (NJ HS) 20'5¼, 5—Jodi Anderson (LATC) 20'3¼, 6—Karen Taylor (LATC) 20'2¼w, 7—Sandy Myers (LATC) 18'10¼, 8—Marlene Harmon (LATC) 18'10½.

4x440 RELAY:


This was supposed to be a great race with Tennessee, UCLA, Oregon and the LA Mercurettes along with the Stanford Track Club, but everyone pulled out except Oregon and the Stanford TC. The LATC picked up a team and proceeded to walk away with the race in the good time of 3:35.12, some four seconds in front of the Palo Alto Club. Oregon, which has the same personnel as last year but which is not running the same, finished third.

RESULTS: 1—LATC (Myers 53.8-Bryant 54.2-Rich 54.4-Pusey 52.8) 3:35.12, 2—Stanford TC 3:39.36, 3—Oregon 3:39.44, 4—San Diego State 3:49.96.


JEFF JOHNSON PHOTO



Edna Brown (Temple)



We can't afford to run out of ideas.




Our colleges and universities—our most vital source of new ideas—are in deep financial trouble. If they can't get the money they need to do their job right, we may all be back to smoke signals again before we realize it.

Make America smarter. Give to the college of your choice.



IS EXERCISE DOING YOUR HEART ANY GOOD? PROBABLY NOT.



Most people don't know how to exercise. Many doctors believe accurate monitoring of pulse and recovery time is the best way to measure your efforts.

But if you've ever tried to use a pulse meter, you know this is easier said than done. No pulse meter on the market has been able to give you accurate readings conveniently while you exercise.

The crystal breakthrough

The trouble with most pulse meters is that they use an older, temperamental monitoring process. They read blood density through your skin with a projection of infrared light. The slightest movement, light, or pressure can throw them off completely.

The Genesis Exercise Computer overcomes this problem for the first time. It uses a patented crystal which picks up the actual sound waves of your pulse. Much more precise, and movement or light don't interfere.

It's the first truly accurate pulse meter you can conveniently wear while you exercise.

Readings on the run

Strap the compact, 3-ounce Genesis Exercise Computer to your wrist. Program it easily with your minimum, maximum, and resting pulse rates. And go.

Not only will Genesis give you an on-the-mark pulse reading at any second. It'll tell you if you're over or under your preset maximum or minimum.

90% of other pulse monitors force you to stop while taking readings, because movement upsets the computation. Genesis is unique in that it works while you move.

Why is this important? Two reasons. The first has to do with exercise. To strengthen your heart, doctors recommend 20-30 minutes of continuous exercise at 70% to 85% of

your maximum heart rate. This is your "training zone." The Genesis computer tells you how many minutes you've exercised at the right pulse rate and warns you if you're not working hard enough.

The other reason has to do with life itself. The Genesis computer will give an audible warning if you're pushing your heart dangerously. While you exercise—or during a stressful day at the office. If your doctor has warned you about your heart rate, you know right away if things are getting out of hand.

Medical chip

A medically designed micro-processor chip inside the Genesis Exercise Computer makes it smarter than any other pulse meter.

This is why it does much more than units costing 2-3 times as much. Genesis takes your pulse; lets you program your exercise zone simply and quickly; measures your cardiac recovery time, another key to fitness; paces you with a built-in metronome, if you like; and even tells time, in hours and seconds.

Reading your pulse properly isn't as simple as it might seem, because everyone's pulse is erratic. Your heart might have 5 fast beats, followed by 2 slow ones, 1 fast one, 4 slow ones, and so on.

The medical chip and patented Genesis sensor take this into account. Other less expensive devices "hold" an average of beats over a period of time (such as 20 seconds), which often gives distortedly high or low readings. Who wants to know what their pulse was 20

seconds

ago? Instead, Genesis picks up every single beat of your heart and makes the computations instantly.

Program your pulse

Imagine having a direct line to your heart. That's exactly what the Genesis Exercise Computer gives you. It's an important tool for the serious exerciser, the cardiac patient, or anyone who wants to monitor the key indicator of health, fitness, and longevity.

Just program the Genesis Computer to tell you exactly what you need to know about your pulse rate. It's as simple as a digital watch, if not simpler.

Want an idea of how exact it is? In a recent comparison with clinical EKG equipment, it was rated at 94% accuracy that even amazes doctors. Pretty incredible for a device you wear on your wrist.

Only \$159.95, 30 days free.

Units on the market costing \$350 to \$800 don't do nearly as much as the Genesis Exercise Computer. Plus they're awkward to use, and less accurate.

Which makes the low price of Genesis even more amazing. It's only \$159.95. Plus \$2.50 postage and handling.

Better yet, you can try it for 30 days absolutely free. If you're not satisfied, mail it back for a refund, no questions asked. Genesis is factory warranted for one year.

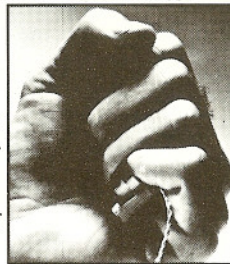
Call TOLL-FREE

for fast credit card orders
800-358-9999 ask for ext. WT
800-862-4999 in Calif.

TAYLOR MARKETING

10816 Washington Bl.
Culver City, CA 90230

©TM 1981



Sensor slips around finger, picks up every heartbeat while you're exercising.



BEFORE INTRODUCING THE ZOOM, WE RAN A FEW TESTS.

They looked good on paper. And even better in the lab. These new spikes were definitely the lightest prototypes we'd ever put together — by about 90 grams.

What made that important was the old physiologist's rule-of-foot: for every 100 grams you knock off a pair of shoes, you also cut energy costs by about one percent.

It appeared we'd come up with the fastest Nikes ever.

But that wasn't the only good news. For all the weight loss, these prototypes showed no loss in cushioning. None.

That really got us going. Because our own studies showed that comfort can also save runners energy.

So we went even further. Introduced the Variable Width Lacing



System™, for a nice, snug fit, especially through the arch. And redesigned the spike plate. So during the weight-bearing phase, the spikes would bite the dirt. Not the foot.

We developed models for sprints, distance and indoor.

Then the heavy research began. We put them on international tour. And from the Pan American Games, to the Olympic Trials, to Moscow itself, these spikes began rewriting the record books. Taking more than their share of victory laps.

That started a lot of people talking.

But nobody, nowhere used their

proper name: Prototype #45711 TF.

All they could say was Zoom.

Sounded good to us.



Beaverton, Oregon