



WOMEN'S TRACK WORLD




"THE ONLY PUBLICATION IN THE WORLD DEVOTED EXCLUSIVELY TO WOMEN'S TRACK & FIELD"

SPRING 1978

VOL. 1, NO. 4

\$1.00



JAN MERRILL
INDOOR 3000 - 8:57.6
AAU 1500 - 3000 CHAMPION

REEL OFF

by VINCE REEL

We apologize. For the last time ever, we apologize for the unbelievable delay in getting the magazine to you. You may be assured from hence forth, the publication will appear regularly.

You'd never believe the things that rose up to smite us as we attempted to get the magazine off the ground and into a routine. We had trouble with the printers, trouble with the typesetters - unbelievable trouble with the typesetters - trouble with the US Post Office - unbelievable trouble with the US Post Office, trouble with the mailing service, trouble with the binder, trouble with the paper company, trouble with every possible item connected with publishing that you can imagine. Unbelievable!

Part of our problem had to be solved by our staff. My office is situated at the University of Redlands, our mailing address is Mentone, but the magazine is sent from San Bernardino. But I live in Claremont. Casey Ide, where much of the work is done, lives in Garden Grove. The printer is in Santa Ana, the editor in La Mirada. The financial wizard in Newport Beach, the mailing service in San Bernardino. And so we had to organize ourselves as best we could, then try and overcome the problems which piled up and up on top of each other. The high school editor, Rich Ede, in Claremont.

Now, we believe all is well. We are printing this edition offset rather than typeset, but will be back to typeset for the future. Things were ready for the magazine to come out at its regularly scheduled time, but the typesetters completely botched everything. First of all, they could not spell simple words, (the came out teh throughout); they did not know or understand the sport and so botched all results; they had no knowledge of the use of the English language. And so new typesetters have been found and we will roll on to bigger and better things - we hope.

Next month, thanks to some advertising, we will be with you in color and will endeavor to catch up on items missed during the delay between issues. Let us hear from you with your ideas, suggestions, reports, pictures and so forth. And for heaven sakes, speak to the advertisers. Favorably.

FROM THE PUBLISHER

"Did you hear? Suzy Distancemouth got a scholarship to Lookat U and will be running for coach Harry Marathon next year!"

It seems the most important thing on the minds of most high school runners these days what with graduation at hand, is securing a scholarship from some institution. It doesn't appear to make much difference what institution is offering a scholarship, it's just the idea of "getting" a scholarship to show the world you have some talent. My advice is to take a long look at some things that a scholarship doesn't cover.

After spending 43 years coaching track, 22 of them at the college level, I have come up with a check list which I advise you to consult before deciding on a college. Believe me, the scholarship per se is not the important item. For example, a scholarship to a State school is worth only a fraction of a scholarship to a private institution - but after all, it is just the fact that tuition is free that matters. Some universities, (mine for instance), can not give athletic scholarships, but they can help with all the other everyday items such as room, board, books, jobs - the items which really mount up in the cost book. How many, many times I have had parents tell me, (after their daughter has finished college), that it cost them more to send their daughter to a State school on a scholarship than it would have to send her to Redlands without the scholarship.

So here is the list of items you should investigate before signing on the dotted line:

1-BUDGET. Find out how big the budget is and more importantly, who controls the budget. Is there a separate budget for championships? In most State schools, the budget is controlled by the student body, and students are notoriously lax in handing out money for athletics, especially for travel and double especially for women's teams.

2-TRAVEL STYLE. You can get a pretty good idea of the importance of your sport to the school by observing how they travel. Does the team go to the Nationals in a 14 passenger bus driven by the coach, or do they fly. And once the team arrives at the meet site, how are they housed. Do they end up four (or more) in a room with two beds.

3-FOOD. Do they have a limit on how much you can use for each meal or are you given freedom of choice.

4-UNIFORMS. Take a good look at the uniforms. Some of those we saw at the AIAW Championships went out of style some 30 years ago. Some schools have the same uniforms for all their teams - the basketball teams wears the uniform and then the volleyball team and then the track team. Does the school of your choice have uniforms for your sport. Do they have workout uniforms as well as competition gear?

5-TRAINING FACILITIES. It is not uncommon, especially at larger schools, to discover the women are not allowed on the field for training until the men have finished. Do the men coaches yell at the women for "being in the way"? At Redlands, for example, your event determines who your coach will be. We have a jump coach, a weight coach, a sprint/hurdle coach and a distance coach and your sex has nothing to do with who coaches you. And men and women train together.

6-CHAMPIONSHIPS. Nearly all track athletes work to make the qualifying standards to enable them to take part in the National Championships. Check into the policy of the school you are investigating. I have a press release in front of me from one of the major institutions on the West Coast stating proudly they had 23 athletes who made the qualifying standard to compete in the AIAW Championships. But a further look at the rest of the release discloses they were sending only TEN. Does the school in which you are interested send all of its qualifiers to the Championships?

So look before you leap into the camp of some garrolous coach. Another point to remember - you will never like everything about any school. So look things over, ask questions and know what you are getting into before you sign on the dotted line.

WOMEN

Now available--

A complete coaching manual for women's track & field.

CHAMPIONSHIP TRACK AND FIELD FOR WOMEN

by Fred Wilt, Tom Ecker, and Jim Hay
Hard cover with over 160 photo sequences.

\$13.95 (BAT-15)

WOMEN'S TRACK WORLD
P.O. BOX 886
MENTONE, CA 92359

Go...in good health

Speed, endurance and coordination. Like good health, they're vital to athletic prowess. But you can't have good health without proper nutrition. That's why the people at Naturite have recognized the importance of natural nutrition for nearly 45 years.

Today, Naturite's fine family includes more than 40 vitamins and health food products derived from natural and organic sources.

Because they're the highest quality, you're sure to see them wherever you see winning athletes.

So get back to nature with Naturite.

..in drugstores and supermarkets,
at prices you can afford.

NATURITE
Natural Vitamins & Health Food Supplements



AAU CHAMPIONSHIPS

by VINCE REEL

Los Angeles, California, June 8-10:--Long jumper Jodi Anderson, javelinist Sherry Calvert, distance ace Jan Merrill, upsetter Ruth Caldwell and a snappy crew of sprinters from Tennessee State University Track Club stole the spotlight at the annual National AAU Championships, staged in the great facilities of UCLA and in, for a change, typical California weather.

Tennessee, scoring 45 points in the sprints and sprint relays, got 8 more digits from long jumper Kathy McMillan and took the team title by two points from favored LA Naturite TC who not only missed two of their top competitors, Julie Brown and Jane Frederick, but experienced a number of "close but no cigar" performances. Only other teams in real contention were third place Prairie View A&M with 42 points and Bert Lyle's Texas Women's University with 41.

Top performance of the meet went to LA Naturite's Jodi Anderson who set a new American mark in the long jump with a fantastic leap of 22'7½, moving her to third on the all-time world list. Jodi, who exerted her 5'5 frame the previous weekend in Arizona while winning the top American spot in the National pentathlon championships, blasted down the runway with sprinter's speed, hit the board perfectly and sailed and sailed and sailed. In spite of sitting down on her landing, she upped her previous best considerably and then hopped around in disbelief. Anderson needed that long jump to defeat Olympian McMillan, for the TSU star was also beyond the 22 foot marker - first time for two Americans to surpass 22 feet in the same competition. Unlike many USA field eventers, Jodi is not afraid of hard work. Her technique has improved tremendously over the past two years and one of her favorite events in the pentathlon is the 800. The 120 pounder left for Europe the day after the competition but will be back in time to give the Russians fits in the USA-USSR dual meet July 7-8.

Another field eventer performed in great style as veteran Sherry Calvert tossed the javelin for a lifetime best of 203' 7 and a rare American win over Kate Schmidt. Calvert's mark, coming on her second throw, was more than 10 feet beyond her previous best of 192'0 which she set six years ago, and moved her from Number seven on the US list to Number three, just three inches behind Karin Smith. Schmidt, who really didn't want to throw more than once, threw a 168 footer in the qualifying round and then had a good 195'8 on her first throw of the final, hoping she would not have to throw again and re-injure her dislocated shoulder. But Calvert changed those plans and Kate took all her throws, getting 198'5 on her 5th effort. Lynn Cannon upset teammate Cathy Sulinski for the third place.

Jan Merrill was simply too tough and too smart and too well coached to lose either the 1500 or 3000 meter runs. Jan was content to let others do the work in both races and then close like the proverbial Gangbuster for the wins. The looked for match up of Merrill, Larrieu and Decker never materialized as Larrieu was never in contention in the 1500 and dropped out on the third lap, and Decker opted for the 800.

After some quick semifinal heats in the 800 in which such as Darlene Beckford (2:05.62), Deanna Coleman (2:05.19) and Cyndy Poor (2:05.93) were eliminated, the final appeared to be all wrapped up for Mary Decker, but Ruth (Kleinsasser) Caldwell shot to the front at the gun, covered the opening 200 in 27.5, passed the 400 in 58.8, trailed Decker by a tenth at the 600 mark and then poured it on down the home straight for a lifetime best and a huge win in 2:01.99. Afterward, she stated "I knew what I could do, I just didn't know what the others could do." Caldwell has been running since her 10/11 year age group period, winning the National AAU 10/11 cross country title a few years back. Her entire family, minus mom, are runners. Pappa is (was) a top masters distancer, brothers were/are top 800/1500 men, one at Caltech a few years back a 1:51 half miler, and one now at Point Loma College where he speeds around 3:45 for the 1500.

Breakdown by events of the highlights:

100: First heat of the competition was an eye-opener as TWU's AIAW champion, Leleith Hodges, was off to her super-fast start and was caught at the tape by TSU's Brenda Morehead with both clocking a new meet record of 11.14. The next semi cooled everyone back down with the winning time a very slow 11.70, but defending champion Evelyn Ashford set the 4 stage for a great final as she won the last semi in 11.16.



JODI ANDERSON is congratulated by her coach Chuck Debus after setting a new American record in the long jump at 22'7½. Her record jump stands as the third best ever recorded. World mark is 22'11½ by Sigrun Seigl (DDR). (Wenerstrom photo)

Tennessee State University Club had four speedsters in the final and Gail Douglas was charged with a false start. On the second try, the starter let them go in spite of an evident roll by Hodges. At 75m, Morehead pulled up even with the tiny (4'11) Jamaican, but Leleith dug down and took the event by two hundredths of a second and Ashford only a tick behind.

200: Remember when anyone ran a 200 under 23 seconds required a saliva test? Ashford opened the running by winning her heat in 22.80, but a time of 25.00 still advanced runners to the semis, the first of which brought Ashford and Morehead together with Morehead taking it in 22.60 to 22.71 and a new American and meet record - 23.75 didn't get you in the final. Ashford was inside Morehead in the final and ran the turn well enough to be in the lead at the halfway mark and holding it through the tape in 22.66 to Morehead's 22.88. Surprises included Rosalyn Bryant's last place finish in the second semi and the elimination also of Pam Jiles.

400: No real surprises in the heats unless one considers the fact that 55 seconds for this distance wouldn't get you to the semis. Semifinals were also according to predictions although Jiles was eliminated and it took under 53.5 to make the final eight. In the final, June Griffith of Adelphi was the early leader and still was on top at the 300 mark in 36.4. Jackson made her move around the turn and went into the lead as they hit the home straight, but little Lorna Forde, who had spent 10 days following the AIAW Championships training in southern California, pumped her arms like a text book picture and slowly moved by the Prairie View sprinter to take the title in 51.04 and a new meet record. Such was the power in this event that 52 flat would have gotten you only 6th.

800: Most thought the 800 semis would be rather routine affairs with a slow pace and everyone for the barn door over the last 100, but it was not so. First heat went to PV's Essie Kelley in 2:04.1 in a strange result which saw second

AIAW CHAMPIONSHIPS

by STEVE WENNERSTROM

Knoxville, Tenn., May 25-27: The 10th edition of the AIAW National Collegiate Women's Track and Field Championships brought perhaps the finest collection of competitors together ever on US soil. World, American and Collegiate records were set at better than 70 schools and 600 athletes converged on the University of Tennessee's Tom Black track.

100 With the finest sprint field ever assembled for a collegiate championship, the final shaped up as a real swift. Having Evelyn Ashford(UCLA), Andrea Lynch(CSULB), the first and second place finishers from '77, and Leleith Hodges(TWU) who had clocked a hand-timed 11.0 in the qualifying rounds, the final looked to be a toss up. However, Lynch pulled up at the 50m mark with a hamstring injury just as she was beginning to pull on Hodges(who had badly beaten everyone out of the hole). All that was left for Hodges was to continue on to the finish for an 11.18 mark, the best in the world this season. Ashford, the defending champion, finished second at 11.42. Tiny Sheila Calmese of Kansas landed 3rd in 11.58.

Heats: (5-25), 1-1) Andrea Lynch(CSULB) 11.62, 2-1) Evelyn Ashford(UCLA) 11.68, 3-1) Leleith Hodges(TWU) 11.74, 4-1) Sheila Calmese(KanU) 11.85, 5-1) Athlen Bowles(EMich) 12.13, 6-1) Roberts(PV) 12.05.
Semis: (5-26) 1-1) Lynch(CSULB) 11.40, 2-Calmese(KanU) 11.47, Gail Douglas(USC) 11.62, 4-Kathyey Crawford(ASU) 11.68, 2-1) Hodges(TWU) 11.0, 2-Ashford(UCLA) 11.1, 3-Brady(ASU) 11.4, 4-Calhoun(ASU) 11.5, 5-Debra Carter(NE Mo) 11.5.
FINAL: (5-27) 1-LELITH HODGES(TWU) 11.18, 2-EVELYN ASHFORD(UCLA) 11.42, 3-SHEILA CALMESE(KAN U) 11.58, 4-GAIL DOUGLAS(USC) 11.75, 5-DEBRA CARTER(NE Mo) 11.76, 6-BRENDA CALHOUN(ASU) 11.89.

200 As half of Evelyn Ashford's 1977 sprint double victory had been evaporated by Jamaican Leleith Hodges in the 100, it was a determined Bruin sprinter bent on protecting her dominance in the furlong event. With a pair of eased-up heat and semi qualifying marks (23.73 and 23.62), Ashford left little doubt as to who maintains the collegiate as well as national supremacy in this event. She thoroughly thrashed the field which included a startled Rosalyn Bryant. Ashford's 22.91 topped second place Bryant (23.33) and the remainder of the field by a comfortable margin.

Heats: (5-25), 1-1) Ashford(UCLA) 23.73, 2-1) Bryant(CSLA) 23.48, 3-1) Lynch(CSULB) 23.60, 4-1) Young(UDC) 23.75
Semis: (5-26), 1-1) Bryant(CSLA) 23.24, 2-Calmese(KanU) 23.68, 3-Young(UDC) 23.79, 4-Jackson(PV) 23.89, 2-1) Lynch(CSULB) 23.26, 2-Ashford(UCLA) 23.62, 3-Forde(LIU) 23.64, 4-Nickson(CSH) 23.98, 5-Mills(CSLA) 24.05.
FINAL: 1-EVELYN ASHFORD(UCLA) 22.91, 2-ROSALYN BRYANT(CSLA) 23.33, 3-LIZ YOUNG(UDC) 23.54, 4-SHEILA CALMESE(KAN U) 23.58, 5-LORNA FORDE(LIU) 23.59, 6-PATRICIA JACKSON(PV) 23.74.

400 Rosalyn Bryant(CSLA) returned to her impressive quarter-mile exploits of '76 by not only defending her 1977 national collegiate title, but set a new collegiate record(50.93) in the process. With the final including long time running foe Lorna Forde(LIU) 52.07 and Prairie View newcomer Patricia Jackson 52.12, Bryant(lane 5) wasted little time in establishing a quick pace as she made up the stagger on Forde(lane 6) by the 160m and never looked back for Jackson, who was in lane 4. The final featured, almost unbelievably, FIVE finishers under the 53sec mark, including indoor '78 AAU 400 champ Kim Thomas(St.John's) 5th at 52.95.

Heats: (5-25) 1-1) Bryant(CSLA) 52.6, 2-1) Jackson(PV) 53.1, 3-1) Thomas(StJU) 52.85, 2-Kelly(PV) 53.27.
Semis: (5-26) 1-1) Bryant(CSLA) 51.53, 2-Jackson(PV) 52.78, 3-Rich(CSLA) 53.44, 4-Mailley(ASU) 54.80, 2-1) Forde(LIU) 52.53, 2-Kelley(PV) 53.06, 3-Thomas(StJU) 53.14, 4-Harvey(SFAus) 53.68, 5-Clagon(MorSt) 54.75.
FINAL: 1-ROSALYN BRYANT(CSLA) 50.93, 2-LORNA FORDE(LIU) 52.07, 3-PATRICIA JACKSON(PV) 52.12, 4-ESSIE KELLEY(PV) 52.52, 5-KIM THOMAS(St.JOHN'S) 52.95, 6-YOLANDA RICH(CSLA) 53.43.
Others: 7-Harvey, 8-Clagon, 9-Mailley.

800 1976 Olympian Kathy Weston(CSN) moved back into her bread-and-butter event after running the 400 last year and showing why she made the Olympic squad with her tactical knowledge and racing experience. For the final, a rested (2:11.1 in the qualifying) Weston toed the line with the knowledge that her main competition Debbie Vetter, had already run a 2:06.4 in her pre-final go-round. With Weston and teammates Costello and Romesser keeping Vetter well boxed throughout the first lap, the pack moved through the 600m pretty much unchanged. Then Weston made her move with Vetter wedging free and giving chase. But Weston's speed proved to be superior and her winning mark was a tactically run 2:05.6. Fast finishing Lee Ballenger(Colorado) almost stole the entire show as she edged Vetter with less than 10 meters to go. All six finishers dipped under 2:09.0.

Heats: 1-1) Weston(CSNo) 2:11.1, 2-1) Romesser(CSNo) 2:07.7, 3-1) Deb Vetter(ISU) 2:06.4, 4-1) Vigil(UNMex) 2:09.0, (5-25)
FINAL: 1-KATHY WESTON(CSN) 2:05.6, 2-LEE BALLENGER(UCOLO) 2:06.0, 3-DEB VETTER(ISU) 2:06.5, 4-SUSAN VIGIL(UNMEX) 2:07.9, 5-MARCIA ROMESSER(CSN) 2:08.7, 6-CINDY ASHBY(UNMEX) 2:08.9, Others: 7-Costello(CSN), 8-Giampalmo(FLSt), 9-Fales(PennSt).

1500 After a cautious first lap of 67.0 by Brenda Webb(UTenn) and Deb Vetter(ISU), (Ed. a pace a second slower than Mills' first lap of the 5,000), Virginia's Margaret Groos took over at the 500m and passed the 800 in 2:17.8. Then '77 second and third placers Vetter and UTEP's Debbie Pearson moved away quickly with Pearson coming from mid-pack running a 60 flat 400. As the Pearson-Vetter battle edged ever further from the field, defending champion Doreen Ennis(Mont.St.) began to move from well back in the pack. With 100 meters left, Vetter used her superior 800m speed to top Pearson 4:16.1 to 4:17.3 as Ennis picked off an easy 3rd in 4:20.0, well off her winning margin of 1977.

Heats: (5-25), 1-1) Houston(Wis) 4:25.3, 2-1) Pearson(UTEP) 4:22.7, 2-Vetter(ISU) 4:23.9, 3-Groos(UVir) 4:24.0.
FINAL: 1-DEB VETTER(ISU) 4:16.1, 2-DEBBIE PEARSON(UTEP) 4:17.3, 3-DOREEN ENNIS(MONT ST) 4:20.0, 4-MARGARET GROOS(UVIR) 4:22.6, 5-SUZIE HOUSTON(WIS) 4:23.5, 6-BRENDA WEBB(UTENN) 4:25.5, Others: 7-Diane Vetter(ISU), 8-Kate Keyes(UCLA), 9-Byrnes(PennSt), 10-Joyce Urish(KanSt), 11-Cindy Dixon(Neb/Lin).

5000 A majority of the crowd, even educated onlookers and track buffs raised an eyebrow as Penn St.'s sophomore star Kathy Mills passed the first lap in 66 seconds with a 40m lead. Amazingly, after that first 400, the race was history and several records fell over the next 15 plus minutes. As Mills passed the mile in 4:47, teammate Kris Bankes and '77 winner Brenda Webb led a pack of 'humans'. But Mills' pace never quivered passing the two mile in 9:55.6 and the 3 mile at 15:03.9 (a new W,Am,C record). Utilizing a last finishing kick, Mills clocked 15:35.5 also setting the same three standards. Mills quickly flashed a jubilant smile as she noted her unofficial time on the meet timing board directly in front of her. Northridge's duo of Julie Brown and Sue Kinsey finished 2nd and 3rd, while 7th place(non-scoring) Kris Bankes clocked a super 16:12.0. Brenda Webb was 8th.

FINAL: 1-KATHY MILLS(PENN ST) 15:35.5(World,American and Collegiate record), 2-JULIE BROWN(CSN) 15:59.9, 3-SUE KINSEY(CSN) 16:00.4, 4-ELLISON GOODALL(DUKE) 16:02.2, 5-SUSAN SCHAEFER(E.KEN) 16:05.9, 6-JULIE SHEA(NC ST) 16:10.3, Others: 7-Kris Bankes(PennSt) 16:12.0, 8-Brenda Webb(Utenn), 9-Debbie Quatier(SeaPac), 10-Valerie Ford(NC St).

3000 It was a carbon copy of the 5000. Teammate Kris Bankes gambled on the hope that some of the 'Mills Magic' would rub off and jumped at the chance to follow the leaders. However, it was Mills' race once again. Splits of 68-2:19 and 4:31.5 (1500) built a 50m lead at the halfway mark. At the 2000m Mills had doubled her lead and Julie Shea(NC St) was bidding for second. With 100m meters remaining, Shea faded to a distant 5th as Bankes, Goodall(Duke) and Kinsey(CSN) all finished within .5sec of one another after a long-since-finished Mills. With Mills and Bankes completing a Penn St. 1-2, the first four finishers all recorded PR's at the 3000 distance.

(CONTINUED ON PAGE 12)

AAU CHAMPIONSHIPS (Continued)

place finisher Mary Decker get a faster time (2:04.0) than the winner due to malfunction of the timing device and Mary's time was done by hand. Defending champion Sue Latter, who has been having problems all year, dropped out. The first three were all under 2:05 as were the first three of the 2nd semi which saw the elimination of Deanna Coleman. Kathy Hall, who seems to show up year after year just in time for the Nationals, won the third heat, the slowest but the most tightly contested. Hall won in 2:05.64, three hundredths in front of Robin Blaine and four hundredths ahead of Kathy Weston. Cyndy Poor (2:05.93) and Debbie Vetter (2:06.67) were eliminated and Tecla Chemabwai wisely didn't show up.

Four years ago, a skinny Ruth Kleinsasser enrolled at the University of Redlands as a freshman. Traveling to the Bakersfield Invitational where she was to run against Mary Decker, I said, "I know how to beat Decker if you'll do as I say". She did, and she did, winning in 2:07.6s. Four years later, she used the same tactics and blessed with more strength and more wisdom and a good coaching job by Vince O'Boyle, Ruth did it again, this time with a lifetime best of 2:01.99 and a chance to have a go at the Ruskies next month. Caldwell, (husband Dennis was District NATA 1500m champion), shot to the front in 27.5, led by a couple of yards at the 400 in 58.8 to Decker's 59.0 and 59.1 by Weston. At the 600, Decker, who had worked hard down the backstraight, took the lead and almost finished the race as she forced Caldwell to skip a step by moving in too soon. 600 time was 1:29.5. Decker held the lead around the final turn, but the lanky Citrus College student was not to be denied and won going away as Decker tired and Essie Kelly pipped her at the post. The first eight were 2:05 or better.

1500: Entry list was small enough that no trials were required and a field of 13 lined up for the final. After a slow start, Merrill took over, then dropped back as Larriue, Brenda Webb and Debbie Pearson were all bunched at the 400 in 67.8. Webb had the lead at the half in 2:15.8 followed by Debbie Heald, Pearson, Larriue and Merrill. Knowing a lead was necessary for a possible win, Pearson took over and passed the three lap mark in 3:22.9 with Merrill in hot pursuit. As they turned for home, it was Merrill all alone and the excitement was for second with Cindy Bremser speeding past Pearson and apparently the runner-up. But suddenly the crowd let out a roar as Debbie Heald, one-time holder of the world best indoor mile mark, came zooming from far back at a ten-flat pace, catching Bremser in the final stride and winning the spot on the team to meet the USSR.

3000:-Kathy Mills publicly states she does not have confidence in her ability to down Jan Merrill at such a "short" distance as 3000 meters. But she didn't look like an unconfident runner as the gun fired at Drake Stadium. Running her usual race, with her usual ungainly motion, Mills took off like a hunted stag covering the first lap in 67.8 and passing the half in 2:19.6. The first mile was 4:47 with Merrill gradually closing the gap and only two seconds back. The rest of the field was led by Cindy Bremser who was some eight more seconds back of Merrill. At the start of the fifth lap, Jan easily eased past Mills on the backstretch and appeared to be ready to take off alone, but suddenly a voice from the stands was heard and Merrill slowed down as though she had been hit with a large brick. Mills sped back into the lead by the time they had passed the mile and a quarter mark and it is suspected that Coach Higgins voice was that which boomed into the ozone instructing Merrill to follow race plans and get back where she was supposed to be. Merrill followed Mills until the bell where she took the lead in 8:27 and then poured it on to win by seven seconds in meet record time of 8:56.39. LA Naturite had one of its "close" events as Sue Kinsey gradually worked her way through the pack only to finish in 4th, less than one second behind Bremser.

10000:-Once again fate belted the LA Naturite bunch as Sue Kinsey was knocked to the track during the first 30 meters of the 10000 and was not seen by the starter who should have recalled the race. As it was, Kinsey lost some 60-70 yards on the rest of the field and was not able to work her way into contention until the race had progressed nearly three miles. Debbie Quatier, Falcon TC, had her own idea of how to win the ten thousand, building up a huge lead with a 76.8 first 400 and a three second lead. Quatier kept the pressure going and passed the mile in 5:16.8 more than 11 seconds in front of the pack. But as is its wont, oxygen debt began to take its toll and as Franz Stampfl once said, "he who has the lead at the end of the first lap has probably paid too big a price

for the position", and Quatier began to feel the field catch her. She still led at two miles (10:51.6 to 10:55.3 for Goodall), and at three miles in 16:24.6, a scant 0.4 ahead of the Duke runner. By 3½ miles, Quatier had dropped out and Karen Bridges assumed the lead, but by the four mile mark (21:56.4), Goodall was back in front and pressed by Kinsey. These two stayed together the rest of the way with Goodall leading at five miles (27:24.5 to 27:24.7) and at six miles (32:41.2) by a tenth. Into the stretch and Goodall pulled away to win by 2½ seconds in 33:40.2. Bridges was third followed by Carol Cook and barefoot teenager Roxanne Bier. Julie Brown, stress fracture and all, started the race, but dropped out shortly thereafter.

Walks:-Four walkers, Susan Liers (Island TC), Sue Brodock (Southern California Road Runners), Paula Mori (California Walkers) and Liz Dufour (Arizona TC), monopolized the top spots in the 5000 and 10000 meter walks, grabbing off 1-2-3-4 in the longer race and 1-2-4-5 in the 5000. Brodock, the world record holder at 5000, was never close in that race as Liers won by half a minute. Brodock came back in the ten to win by more than 40 seconds over Mori.

Some track buffs claim the walks should not be a part of track and field and, as one viewer stated, just imagine if the four walkers listed above had all competed for the same club, they would be the 1978 AAU Track Champions without having any sprinters or hurdlers or runners or jumpers or throwers. It is something to think about.

100m Hurdles:-van Wolvelaere, the new bride, got off to a slow start in the first semifinal, but still won easily and LaPlante was even quicker winning the second semi to set an anticipated duel in the final. For once, van Wolvelaere was left in the blocks and although she closed very fast over the last five barriers, she just missed catching the flying LaPlante. And that's another "close, but -" for LA Naturite.

400m Hurdles:-Denise Anderson (Falcon TC) and Patty Cape (Lakewood International) were the only real casualties of the two semifinals. Cape was torn between qualifying and missing the wedding of teammate Teresa "Little Chi" Augustine slated for Saturday, but Winlock, Souza, Mahal and Brinkley took care of that and Patty went to the wedding.

INTRODUCING

WOMEN'S TRACK WORLD

THE ONLY PUBLICATION IN THE WORLD
DEVOTED EXCLUSIVELY TO
WOMEN'S TRACK & FIELD ATHLETICS

Now back in publication, Women's Track World (formerly Women's Track & Field World) comes to you 10 times per year with the latest news, statistics, and features about women track athletes world-wide.

The cost? Only \$10.00 per year, \$18.00 for Air Mail delivery. Foreign subscriptions \$12.00 per year.

Send your check today to:

WOMEN'S TRACK WORLD
P.O. BOX 886
MENTONE, CA. 92359

As the press release from the stadium stated, "Esser destroyed the field pretty good". That just about sums up the race for first. Sandra Souza made a game try but ran out of gas the final 50 yards and ended up sixth. Collette Winlock, one of the favorites off her Pepsi Invitational victory, was never in it and finished last. Ellie Mahal surprised by grabbing off the runner-up spot. Esser's step-down over the distance were: 6.8-4.3-4.7-4.7-4.8-5.0-5.3-5.1-5.4-5.3-6.4.

Relays:-The 440y relay was a good one all the way with two separate battles going on. Tennessee State Club in lane 4 and Texas Southern in lane 5 had their own little duel while out in lanes 7 and 8, TWU and LA Naturite had at each other. Pressure took its toll at the final exchange as the four teams were extremely close and TS anchor, Karen Hawkin, ran away too soon from Earlene Williams and they were disqualified. With the help of another "early" start by Hodges, TWU hung on to win over TSU with the surprising LA club third.

The mile relay produced some outstanding times just to get into the final which turned out to be a two team race between the Atoms and Prairie View. Atoms, by virtue of Cummings 53.3 lead-off leg, had the lead until PV's Essie Kelley sped around in 52.7. Then the Atoms Carol Jones took back the lead with a 54.0 and with Lorna Forde anchoring, it appeared to be all over - but some one forgot to tell Patricia Jackson and she zeroed in on a 50.9 lap to win it all.

The two mile relay saw the LA Naturite Club in another of its "close but" events as their "B" team led their "A" team for two legs, the first mile, but even so, the "A" team moved into second at the end of the third leg and with Kathy Weston anchoring, it looked to be all over. But California State high school mile champ Cheri Williams, running anchor for the San Jose Cinderghals, set a quick pace and Weston made up the difference too quickly (27.3 and 58.0) and although taking the lead at the 600, she ran out of gas and finished third. The LA Club would be national champions had they finished only second, but--. No cigar. San Jose was a team of high schoolers led by Williams and Ann Regan, the California 880 champ.

Medley Relay was awfully quick with a new American record in the trials and better than that in the final and three teams under 1:40.

High Jump:-Just a couple of years ago who would have believed a jump of six feet would be good for only sixth place in a US meet? Well, 1978 is the year - and Joni Huntley did not compete. Louise Ritter (TWU) won over Pam Spencer (Falcon TC) by clearing 6'1½ on her first try while Spencer took two attempts. Canada's Debbie Brill disappointed by clearing only six feet for third. Washington University coach Al Bonney now claims to be the top high jump coach in the USA with two leapers, Maggie Garrison and Sherri Felton, over the one-time six foot barrier. Interesting visiting competitor Tamami Yagi of Japan, was over 5'10 for 7th place. Yagi is only 5'5.

Long Jump:-McMillan took the lead after the first round at 20'7½, but Anderson took over on the second round with 20'10½, increased to 21'1½ on the third try and put it out of sight with her 22'7½ fourth round jump. McMillan made a great effort in the fifth round with 22'0 3/4.

Shot Put:-The one "sure bet" of the day didn't disappoint as Maren Seidler won her umpteenth national title at 59'8, some four feet beyond her previous meet record. Ann Turbyne, supposedly out of competition with a weight-lifting injury, was a good second, but only three were beyond 50 ft. When we get three beyond 60 ft, then we can write more about this event.

Discus Throw:-Lorna Griffin (Falcon TC) held the lead with 176'2 until the fifth round when Winbigler got off her winning toss of 178'6. Little known Helene Connell (Atlantic Coast TC), was also over the 170 mark

Javelin Throw:-Sherry Calvert has now won four National AAU titles, the first in 1970, then again in 1971 and 1972 - and now in 1978. Who won the past five years straight? Easy answer is Kate Schmidt. Schmidt did well to take part at all as she dislocated her shoulder some time ago and then did it again in Taiwan in April.

HERE AND THERE AT THE AUU's:-Much talk among the coaches of women's teams concerning two items: 1-Many still feel they are battered about by the men's competition and placed into a secondary role, filling in where the men wish to take a



DEBBIE HEALD frowns into the afternoon sun but was, in actuality, jubilant over her second place finish in the 1500 meter run behind winner Jan Merrill (left). Merrill clocked 4:09.40 with Heald registering her lifetime best at 4:10.88. (Wennerstrom photo)

rest; 2-Many more are dissatisfied with the separation of the Senior and Junior Championships, longing for the old days when the Junior meet was a "feeder" to the Seniors. Especially is this noticed in the relays as it becomes too expensive to bring enough young runners to California just to compete in relays and then to take them to Indiana for the National Junior Championships. The feeling is the present format is killing off the supply of young runners. It is evident that the number of entries continues to get less and less each year, and, for example, relays such as the two miler saw only five teams compete, two of them from the same club.....Let's not get too involved with a report of the TV coverage. Although I did not see the TV, reports from my friends indicate the women's portion was as botched up as ever. Announcers, in this case Marty Liquori, do not do their homework - evidently, they do no homework - for they do not know the female athletes and continue to call them by the wrong names and in the wrong places. Francie Larrieu was "in the pack" long after she had dropped out of the race in the 1500. Debbie Heald was called several names before being identified correctly. They do not know of the female athlete's past, (for example, no mention ever of the fact Heald was once holder of the world's best indoor mile). We could get ulcers from talking about this subject - Showing a few shots of the 1500, then switching to the men's field events, for example. We in the women's program are completely swamped by the poorness of TV coverage, but the men believe they also are stomped upon. And they are. TV coverage of track is the pits. There is only one announcer in the USA knowledgeable enough, articulate enough and smart enough to report track as it should be reported - Dick Bank. And track coverage in the USA has deteriorated ever since Marv Sugarman and CBS fired him because he wanted more money. TV can get all the decathlon world champions it can grab and all the other "stars", but they can never replace Dick Bank. Bert Nelson, editor and publisher of "Track and Field News", has a statement in the July 1978 issue of TPN

AAU CHAMPIONSHIPS (Cont) AAU SUMMARIES

about the subject of TV's coverage of our sport. "Everytime I get irritated with TV coverage of track, which is every time I watch it, I have to force myself to remember the facts of life. The telecast is not for me or even a few hundred thousand real, honest-to-goodness track fans. They are for the masses, the million who watch anything on the tube. And the producers of the telecasts couldn't care less if we track nuts are unhappy. We don't pay the bills, so we don't count". Now that's sobering.

Mattline Render was in it once again, running on the relay team for NYPAL. Born in 1947, the apparently ageless Render socked it to a lot of young ones...Officiating in the meet was very good. It's tough to be better than the Southern Pacific officials. They work a lot of meets and know the rules and understand the problems of the athletes. The one exception at this meet, unfortunately, was the key official of them all - the starter. It was my opinion the starting ranged from poor to very bad. Possibly he was instructed to fire a fast gun to enable the runners to get fast times. More likely, he is yet another of the crop of American starters who are intimidated by the sprinters and is afraid to hold the runners in the set position until all are motionless. It's too bad the American athletes are subjected to this philosophy - "if I fire a fast gun, no one will get a false start and the spectators won't boo me". It was most difficult to assume the set position before the gun was fired and it didn't take long for the athletes to catch on that they could roll right up and out. To compound matters, the starter used the whistle for "set" in staggered races and as one coach remarked, "he'd better be careful or he'll fire the gun before he blows his whistle". The object of running is to find out who can run the fastest, not who can guess the gun best. Some say, for example, Hodges "went with the gun" in the 100 final. Of course she did - and this constitutes a false start for the gun must be fired before action can begin. Again it's too bad the Americans are brought up this way, for when they get to Europe or in international competition, they are held in the set position which slows down their actual running time. Therefore one sees 11.2 European sprinters beating 11 flat Americans. We are actually better in these short races than they and our ability to be competitive keeps us winning - but that is no excuse for poor starting in a championship meet. These athletes have worked all year just for this meet and they deserve to know who is fastest and that they will not have anyone starting ahead of them. Please, Mr. Starter, get the runners set before firing the gun.

Wonder what Patricia Jackson could do in the 400 if she didn't run 96 races in two days - and all run hard. Actually, she only ran six races in two days, but none were run easily with the idea of moving on to the next round. She

opened on Thursday with a 400 heat in 52.54 - 54 flat would have advanced her to the next round. She ran her semi in 51.99 when 53.5 would have moved her on. Her leg in the one mile relay heats was covered in 52.2 in spite of the fact only four teams were in the race and all qualified. She ended up with a great 51.11 in the 400 and a 50.9 leg in the mile relay. What great natural talent! What a lot to learn and what a future if learned...I understand the Nationals is not a money making proposition to sponsors The Los Angeles Times, BUT - I think it's asking a little too much that I had to buy a ticket for my daughter to watch the meet. After all she's only two years old and, admittedly a Junior (under 18), but she didn't really care who won the hurdles!...Lorna Forde has applied for US citizenship.

Interesting item - Take a look at the 1977 USA List in the 800 and see what happened to the top people in this event for 1977: Julie Brown (injured), Larrieu (ran 1500), Merrill (ran 1500/3000), Knudson (injured), Debbie Vetter (eliminated in trials), Sue Latter (did not finish), Ann Regan (did not run), Tecla Chemabwai (scratched), Cyndy Poor (eliminated in trials), Johanna Forman (did not run), Linda Goen (did not run), Debbie Scott (did not run) - and FINALLY, down in 13th place for 1977, we come to the first on the list who ran well and placed in 1978 - champion Ruth Caldwell at 2:05.80.

WOMEN'S TRACK WORLD is published ten times per year at Mentone, California. Address all correspondence to PO Box 886, Mentone, California 92359. Second class mail pending at Mentone, California.

100m Dash: Semifinal 1, 1-(Tie) Brenda Morehead (TSUTC) and Leleith Hodges (TWU) 11.14 (Meet record, old record 11.34 by Chandra Cheeseborough (TSUTC) 1976), 3-Brenda Fuller (TSUTC) 11.59, 4-Marie Nickson (Maccabi TC) 11.71, 5-Elaine Parker (Millbrae Lions) 11.78, 6-Anovia Taylor (SDS) 11.98, 7-Will-one Williams (TexS) 12.01, 8-Sandy Crabtree (Phoenix BG's) 12.18. Wind+1.8mps. **Semifinal 2**, 1-Karen Hawkin (TexS) 11.70, 2-Deborah Jones (TSUTC) 11.76, 3-Freida Cobbs (Berkeley East Bay TC) 11.82, 4-Kelia Bolton (ML) 11.82, 5-Sharon Dabney (Clippers TC) 12.03, 6-Carol Charles (CenJersey TC) 12.1 (hand). Phyllis Elmore (Compton TC) and Andrea Lynch (AliTC) scratched. Wind +1.7. **Semifinal 3**, 1-Evelyn Ashford (Maccabi TC) 11.16, 2-Gale Douglas (Lakewood Int TC) 11.58, 3-Chandra Cheeseborough (TSUTC) 11.58, 4-Liz Young (PioneerAC) 11.82, 5-Patrice Roberts (PV) 11.87, 6-Earlene Williams (Tex S) 11.98, 7-Kim Robinson (LA Merc) 12.08, 8-Tania Bowie (SC Cheetahs) 12.5 (hand). Wind +0.5.

FINAL, 1-Hodges 11.23, 2-Morehead 11.25, 3-Ashford 11.30, 4-Cheeseborough 11.61, 5-Hawkin 11.76, 6-Douglas 11.82, 7-Cobbs 11.87, 8-Fuller 11.88, 9-Jones 12.08. Wind 0.0.

200m Dash: Heat 1, 1-Evelyn Ashford (MTC) 22.80, 2-Stephanie Brown (TWU) 23.52, 3-Freida Nichols (DC Int) 23.71, 4-Pam Jiles (NO Superdames) 23.71, 5-Brenda Fuller (TSUTC) 23.7 (hand), 6-Cheryl Gillam (MichState) 24.23, 7-Willene Williams (ExS) 24.2 (hand), 8-Sandy Crabtree (PBG) 24.6 (hand). Wind +0.6. **Heat 2**, 1-Liz Young (Pioneer AC) 23.64, 2-Rosalyn Bryant (Ali TC) 23.6 (hand), 3-Karin Hawkin (TexS) 23.89, 4-Kelia Bolton (ML) 24.03, 5-Freida Cobbs (BEBTC) 24.07, 6-Marie Nickson (Maccabi) 24.09, 7-Gail Douglas (LI) 24.6 (hand), Deborah Jones (TSUTC) scratched. Wind +1.6. **Heat 3**, 1-Brenda Morehead (TSUTC) 23.49, 2-Gwen Smith (TexS) 23.73, 3-Sharon Dabney (CTC) 23.89, 4-Pam Greene (ColFly) 24.23, 5-Pam Riggs (Club NW) 24.45, 6-Brenda Calhoun (Un) 24.47. Phyllis Elmore (Compton TC) and Carol Charles (CJTC) scratched. Wind +1.4. **Heat 4**, 1-Chandra Cheeseborough (TSUTC) 23.40, 2-Lorna Forde (Atoms) 23.43, 3-Yolanda Rich (SCC) 24.04, 4-Leeida Hunter (LI) 25.00, 5-Anovia Taylor (SDS) 25.28. Carole Sanders (Compton TC), Andrea Lynch (Ali TC) and Pam Marshall (LA Naturite) scratched. Wind +0.4.

Semifinal 1, 1-Morehead 22.60 (American and meet record, old mark 22.62 by Evelyn Ashford (UCLA) 1977), 2-Evelyn Ashford (Maccabi) 22.71, 3-Brown 23.63, 4-Bolton 23.75, 5-Rich 23.85, 6-Greene 24.11, 7-Smith 24.13, Nichols scratched. Wind +1.1. **Semifinal 2**, 1-Forde 23.30, 2-Young 23.46, 3-Cheeseborough 23.53, 4-Dabney 23.72, 5-Jiles 23.75, 6-Hawkin 23.82, 7-Bryant 24.02, Hunter scratched. Wind +0.5.

FINAL, 1-Ashford 22.66, 2-Morehead 22.88, 3-Cheeseborough 23.55, 4-Young 23.62, 5-Brown 23.74, 6-Bolton 24.13, 7-Dabney 24.3 (hand), Forde scratched. Wind +1.0.

400m Dash: Heat 1, 1-Rosalyn Bryant (AliTC) 53.31, 2-Kim Thomas (NYPAL) 53.49, 3-Ruth Simpson (TWU) 53.84, 4-Pam Jiles (NOS) 54.56, 5-Liz Hatz (DC Int) 55.82, 6-Angela Dudley (PV) 56.41, 7-Pam Riggs (Club NW) 56.85. **Heat 2**, 1-Patricia Jackson (PV) 52.54, 2-Helen Blake (TSUTC) 53.38, 3-Arlise Emerson (PatUSA) 53.99, 4-Yolanda Rich (SCC) 54.41, 5-Marian Franklin (ML) 55.83, 6-Henrietta Nancis (DC Int) 57.0 (hand), Melissa Quick (LAM) scratched. **Heat 3**, 1-June Griffith (Adelphi) 52.57, 2-Lorna Forde (Atoms) 53.11, 3-Sharon Dabney (ClipTC) 53.30, 4-Brenda Finch (ColFly) 54.10, 5-Veronica Williams (TexS) 54.57, 6-Danis Gordes (NebTC) 55.1 (hand), 7-Debra Byfield-White (BEBTC) 55.7 (hand), June Smith (DC Int) scratched.

Semifinal 1, 1-Jackson 51.99, 2-Forde 52.60, 3-Blake 53.02, 4-Simpson 52.43, 5-Jiles 54.20, 6-Emerson 54.4 (hand).

Semifinal 2, 1-Griffith 52.01, 2-Bryant 52.32, 3-Dabney 52.35, 4-Thomas 52.73, 5-Frinch 53.42, 6-Rich 55.32.

FINAL, 1-Forde 51.04 (Meet record, old record 51.55 by Sharon Dabney 1977), 2-Jackson 51.11, 3-Dabney 51.31, 4-Griffith 51.50, 5-Bryant 51.99, 6-Blake 52.56, 7-Thomas 53.41, 8-Simpson 54.7 (hand).

800m Run: Semifinal 1, 1-Essie Kelley (PV) 2:04.01, 2-Mary Decker (Un) 2:04.0 (hand), 3-Karel Jones (Atoms) 2:04.69, 4-Darlene Beckford (LidAC) 2:05.62, 5-Debbie Roberson (LAM) 2:06.68, 6-Teri Wierson (Un) 2:07.50, Sue Latter (Mich St) did not finish. **Semifinal 2**, 1-Ruth (Kleinsasser) Caldwell (Citrus College) 2:04.42, 2-Marsha Romesser (Un) 2:04.62, 3-Susan Vigil (Un) 2:04.69, 4-Deanna Coleman (Falcon TC) 2:05.19, 5-Helen Blake (TSUTC) 2:12.0 (hand), 6-Donna Fromme (LA NTC) 2:14.8 (hand). **Semifinal 3**, 1-Kathy Hall (Un Chicago)

AAU SUMMARIES (Continued)

2:05.64, 2-Robin Blaine (Atoms) 2:05.67, 3-Kathy Weston (LA NTC) 2:05.68, 4-Cyndy Poor (Athletes in Action) 2:05.93, 5-Debbie Vetter (Blue Ribbon TC) 2:06.67, Tecla Chemabwai (Maccabi TC) scratched.

FINAL, 1-Caldwell 2:01.99, 2-Kelley 2:03.01, 3-Decker 2:03.08, 4-Weston 2:04.46, 5-Romesser 2:04.57, 6-Vigil 2:04.66, 7-Hall 2:04.68, 8-Jones 2:04.68, 9-Blaine 2:06.6 (hand)

1500m Run: 1-Jan Merrill (AGAA) 4:09.40, 2-Debbie Heald (SF VTC) 4:10.88, 3-Cindy Bremser (Wisconsin TC) 4:11.11, 4-Debbie Pearson (Un) 4:13.51, 5-Brenda Webb (Knoxville TC) 4:16.00, 6-Kate Keyes (Maccabi) 4:18.39, 7-Doreen Ennis (NJAA) no time, 8-Cathie Twomey (Minn) 4:20.8 (hand), 9-Diane Vetter (BRTC) nt, 10-Patty Murnene (LibAC) nt, 11-Cathy Jackson (Quest TC) nt, 12-Margaret Groos (Un) nt, 13-Charlotte Lettis (LibAC) nt. Francie Larrieu (Un) did not finish.

3000m Run: 1-Jan Merrill (AGAA) 8:56.39 (Meet record, old record 8:57.2 by Merrill, 1976), 2-Kathy Mills (NJAA) 9:03.31, 3-Cindy Bremser (WisTC) 9:11.80, 4-Sue Kinsey (LATC) 9:12.63, 5-Brenda Webb (KTC) 9:16.13, 6-Kris Banks (New Jer. AA) 9:22.98, 7-Ellison Goodall (Duke) 9:22.9 (hand), 8-Ann Wotherspoon (SJC) 9:35.1 (hand) 9-Dia Eillman (LibAC) 9:35.4 (hand), 10-Kate Keyes (Maccabi) nt.

10000m Run: 1-Ellison Goodall (Duke) 33:40.2, 2-Sue Kinsey (LANTC) 33:42.7, 3-Karen Bridges (Ok St) 34:17.3, 4-Carol Cook (Iowa State TC) 34:42.7, 5-Roxanne Bier (SJC) 34:54.8, 6-Ann Trason (MontPenTC) 35:11.2, 7-Phyllis Olrich (Un) 35:22.2, 8-Cindy Darymple (HonTC) 35:37.8, 9-Cathy Adams (Club NW) 35:42.9, 10-Heather Telford (OreTC) 35:51.1, 11-Celia Peterson (LANTC) 36:07.4, 12-Jane Robinson (Club NW) 37:03.4, Julie Brown (LANTC) and Debbie Quatier (Falcon TC) did not finish. Time at 6 miles, 32:41.2, Goodall.

5000m Walk: 1-Susan Liers (Island TC) 25:46.8, 2-Sue Brodock (SCRR) 26:20.4, 3-Chris Shea (NYPAL) 26:29.4, 4-Paula Mori (Cal Walkers) 26:37.6, 5-Liz Dufour (ArizTC) 26:45.6, 6-Tracy Trisco (LANTC) 28:34.0, 7-Joanne Shima (NYPAL), 8-Joyce Brodock (SCRR) 29:23.0, 9-Jane Janosek (SCRR) nt, 10-Denise Romansky (Shore AC) nt, Vicki Jones (CalWalkers) disqualified.

10000m Walk: 1-Sue Brodock (SCRR) 52:18.2 (Meet record, old mark none, new event), 2-Paula Mori (CalWalkers) 53:00.9, 3-Susan Liers (Island TC) 53:29.0, 4-Liz Dufour (ArizTC) 53:30, 6-Joanne Shima (NYPAL) 58:09.1, 7-Jane Janosek (SCRR) 58:39, 8-Denise Romansky (Shore AC) 59:41.0, 9-Vicki Jones (CalW) 1:00:18.9, 10-Denece Geormeg (CalW) 1:02:27.1, 11-Laura Gottlieb (CalW) 1:03:18.2, 12-Patricia Reback (CalW) 1:07:10.4, 13-Marcia Gottlieb (CalW) 1:10:11.5.

100m Hurdles: Semifinal 1, 1-Patty Van Wolvelaere (LANTC) 13.46, 2-Mary Smith (TexS) 13.62, 3-Brenda Calhoun (Un) 13.66, 4-Karen Wechsler (Indy Chevettes TC) 13.77, 5-Debra Carson (Sun Devil Sports Foundation) 14.28, 6-Julie Smithers (NJAA) 14.28, 7-Stella Edwison (ML) 14.83, Patricia Shmook (LI) scratched. Wind +0.9. **Semifinal 2**, 1-Deby LaPlante (Un) 13.35, 2-Gayle Harris (Mason-Dixon AC) 13.64, 3-LaVonne Neal (US Army) 14.03, 4-Delores Lee Render (LV Striders) 14.09, 5-Debbie Deutsch (NJAA) 14.11, 6-Deanne Johnson (One-Der-Wear) 14.12, 7-Kim Costello (ML) 14.87, Rhonda Brady (TSUTC) scratched. Wind +1.7. **Semifinal 3**, 1-Mitzi McMillan (LI) 13.75, 2-Linda Weekly (TexS) 13.86, 3-Nanci Arnold (TexTC) 14.07, 4-Lori Dinello (WSTC) 14.33, 5-Lena Gibbs (TWU) 14.38, 6-Denise Anderson (FalTC) 14.44, 7-Carmen Brown (Atoms) 15.58, Marilyn King (ML) scratched. Wind +0.1.

FINAL, 1-LaPlante 13.19 (Meet record, old mark 13.29 by Jane Frederick (LANTC) 1976), 2-van Wolvelaere 13.22, 3-Smith 13.50, 4-McMillan 13.74, 5-Harris 13.90, 6-Calhoun 13.91, 7-Weekly 13.98, 8-Arnold 14.41. Neal disqualified for running around a hurdle.

400m Hurdles: Semifinal 1, 1-Debbie Esser (Iowa St) 58.80, 2-Debra Melrose (PV) 60.20, 3-June Smith (DC Int) 60.55, 4-Stephanie Vega (Atoms) 60.5 (hand), 5-Denise Anderson (FalTC) 61.99, 6-Stella Edwison (ML) 62.75, 7-Linda Weekly (TxS) 63.0 (hand), 8-Georgene Rose (Ore) 63.7 (hand), 9-Linda Hightower (LANTC) nt. **Semifinal 2**, 1-Collette Winlock (LA Merc) 59.3 (all times hand-timed), 2-Sandra Souza (TWU) 59.4, 3-Ellie Mahal (Iowa St) 60.0, 4-Carolyn Brinkley (Pioneer AC) 60.4, 5-Patty Cape (LI) 61.3, 6-Nanci Arnold (TxTC) 62.9, 7-Jody Myers (Big Foot TC) 66.3, Carol Sanders (Compton TC) scratched.



DEBBIE ESSER and ELLIE MAHAL the Iowa State 400 meter hurdling duo combined to snatch the first two positions in their specialty as Esser regained her national title after surrendering it to Mary Ayers last year. (Wennerstrom photo)

FINAL, 1-Esser 57.85, 2-Mahal 58.60, 3-Smith 58.62, 4-Melrose 59.17, 5-Vega 59.36, 6-Souza 59.36, 7-Brinkley 60.62, 8-Winlock 62.1 (hand).

440y Relay Final, 1-Texas Women's University (Hodges-Brown-Holmes-Simpson) 44.61 (Meet record, old mark 44.97 by Tennessee State 1976), 2-Tennessee State University TC (Morehead-McMillan-Cheeseborough-Fuller) 45.04, 3-LA Naturite TC (Anderson-van Wolvelaere-McKinley-McElroy) 45.59, 4-Colorado Flyers (Wells-Greene-Dupuch-Finch) 45.88, 5-NYPAL (Render-Hampton-Osborn-Lane) 46.17, 6-Premier TC "A" (Milan-Howard-Puatov-Mills) 46.45, 7-Premier TC "B" 47.1 (hand), 8-Central Jersey TC 48.2 (hand), Texas Southern finished second but was disqualified for passing out of zone.

One Mile Relay. Semifinal 1, 1-Colorado Flyers 3:38.03, 2-Atoms TC 3:38.63, 3-LA Naturite TC 3:43.92, 4-Premier TC "A" 3:44.84, 5-New Orleans Superdames 3:47.67, 6-BigFoot TC 3:56.13. **Semifinal 2**, 1-Prairie View A&M 3:37.34, 2-NYPAL 3:38.18, 3-DC International 3:40.97, 4-Premier TC "B" 4:01.48. SC Cheetahs and LA Mercuresses scratched.

FINAL, 1-Prairie View (Melrose 55.4-Kelley 52.7-Dudley 55.9-Jackson 50.9), 2-Atoms (Cummings 53.3-Andrews 55.4-Jones 54.0-Forde 53.8), 3-Colorado Flyers (Greene-Jacobs-Welk-Finch), 4-NYPAL (Simpson-Reynaldo-Love-Thomas), 5-DC International (Nancis 55.1-Smith 54.9-Hatz 53.5-Nichols 53.9), 6-Premier TC "A" (Mills-Mitchell-E. Rich-Lair) 3:44.24, 7-LA Naturite TC (McElroy-Cassidy-Kaufman-Jacobs) 3:44.1 (hand), 8-Premier TC "B" (Harper-Hopper-Heid-Milan) 4:04.8 (hand).

Two Mile Relay Final, 1-San Jose Cindergals (Regan 2:06.7-Figliani 2:13.8-Wotherspoon 2:14.8-Cheri Williams 2:06.3) 8:41.84, 2-Liberty AC (Lettis 2:08.3-Cosi 2:18.1-Murnane 2:11.4-Beckford 2:04.3) 8:42.18, 3-LA Naturite TC "A" (Cossello 2:13.9-Antoniewicz 2:12.9-Fromme 2:10.9-Weston 2:07.9)

AAU SUMMARIES (Continued)

8:45.80, 4-The Colorado Gold (Brasher 2:13.7-Rand 2:13.2-Delvinthal 2:15.3-Crystal 2:13.8) 8:56.19, 5-LA Naturite TC "B" (Bush 2:09.5-Ross 2:17.2-Romo 2:13.8-Jacobs 2:22.1) 9:02.59.

880y Medley Relay (220-110-110-440). Semifinal 1, 1-Prairie View 1:41.5 (all hand timed), 2-Texas Women's University 1:41.6, 3-NY PAL 1:41.7, 4-Colorado Flyers 1:43.2, 5-Premier TC "A" 1:43.4, 6-SC Cheetahs 1:44.6, LA Mercuresses "A" scratched. Semifinal 2, 1-Tennessee State University TC 1:38.00 (American and meet record, old mark 1:38.7 by LA Mercuresses 1976), 2-Texas Southern University 1:40.65, 3-DC International 1:42.44, 4-Premier TC "B" 1:46.2 (hand), 5-Central Jersey TC 1:51.2 (hand), LA Naturite TC disqualified.

FINAL, 1-Tennessee State University TC 1:37.71 (Meet record, old mark 1:38.0 by TSUTC 1978), (splits 22.9 and 53.4, personnel not known), 2-Prairie View 1:39.22, 3-Texas Southern 1:39.66, 4-Texas Women's University 1:40.95, 5-Colorado Flyers 1:41.93, 6-NY PAL, nt, 7-DC International, nt, 8-Premier TC "B", nt.

High Jump. 1-Louise Ritter (TWU) 6'1 $\frac{1}{2}$ /1.86, 2-Pam Spencer (Falcon TC) 6'1 $\frac{1}{2}$ /1.86, 3-Debbie Brill (Un) 6'0/1.83, 4-(Tie) Coleen Rianstra (Un) and Maggie Garrison (Club NW) 6'0/1.83, 6-Sherri Felton (Club NW) 6'0/1.83, 7-Tamami Yagi (Japan) 5'10/1.78, 8-Joanne MacLeod (Canada) 5'10/1.70, 9-Marilyn Dubbs (Kearny State) 5'10/1.70, 10-Sharon Burrill (The Colorado Gold) 5'10/1.70, 11-(Tie) Dale Wallace (Pioneer) and Julie Cosgrove (Falcon TC) 5'8/1.73, 13-Chris Remling (Lakewood International) 5'8/1.73, 14-Theresa Smith (Falcon TC) 5'8/1.73.

Long Jump. Qualifying: Kathy McMillan (TSUTC) 21'4, Jodi Anderson (LANTC) 20'5 $\frac{1}{2}$, Sumie Awala (Japan) 20'5, June Griffith (Adelphi U) 20'4 $\frac{1}{2}$, Sheila Pettit (PV) 20'4 $\frac{1}{2}$, Martha Watson (LI) 20'2 $\frac{1}{2}$, Lorraine Ray (U of Florida) 20'2 $\frac{1}{2}$, Sharron Walker (LI) 20'0 $\frac{1}{2}$, Shonel Ferguson (U of Florida) 19'11, Sandy Crabtree (Phoenix BG's) 19'11, Modupe Oshikoya (Maccabi) 19'9, Debra Carson (Sun Devil Sports Foundation) 19'2 $\frac{1}{2}$, Roxanne Keating (SDSF) 19'2 $\frac{1}{2}$.

FINAL, 1-Anderson 22'7 $\frac{1}{2}$ (20'7-20'10 $\frac{1}{2}$ -21'1 $\frac{1}{2}$ -22'7 $\frac{1}{2}$ -21'7 $\frac{1}{2}$ -Pass), 2-McMillan (TSUTC) 22'0 3/4, 3-Griffith 20'8 $\frac{1}{2}$, 4-Walker 20'7 $\frac{1}{2}$, 5-Awara 20'6 $\frac{1}{2}$, 6-Watson 20'5, 7-Carson 20'1 3/4, 8-Crabtree 20'1 3/4, 9-Pettit 20'1, 10-Ray 19'11 $\frac{1}{2}$, 12-Ferguson 19'10, 12-Keating 17'6 3/4, Harris and Oshikoya did not jump.

Shot Put Final, 1-Maren Seidler (San Jose Stars) 59'8, 2-Ann Turbyne (Gilly's Gym) 52'4 $\frac{1}{2}$, 3-Kathy Devine (Emporia State) 50'10, 4-Mary Jacobson (Oregon TC) 49'3 3/4, 5-Caryl van Pelt (Club NW) 49'3, 6-Emily Dole (LI) 48'8, 7-Marcia Mecklenburg (Falcon TC) 48'3, 8-Melody Rose (Premier TC) 45'4.

Discus Throw Final, 1-Lynne Winbigler (Oregon TC) 178'6 (163'6-161'3-169'9-177'5-163'6-178'6), 2-Lorna Griffin (FalconTC) 176'2 (156'2-176'2-170'8-170'9-foul-159'10), 3-Helena Connell (Atlantic Coast TC) 171'0, 4-Lisa Vogelsang (Maccabi) 168'12, 5-Monette Branson (LANTC) 164'8, 6-Julia Hansen (Falcon TC) 162'6, 7-Karen Marshall (LANTC) 159'8, 8-Lucy Neiman (TWU) 154'11, 9-Jackie Gordon (U of FL) 153'4, 10-Julie Gart (SD SF) 151'7, 11-Carol Finarud (U of Tx) 147'10, 12-Christi Pyle (LANTC) 147'2, 13-Francine Kaylor (TCG) 144'6, 14-Mary Stevenson (OreTC) 136'6. Terrie Grudzinskas (LANTC) scratch.

Javelin Throw. Qualifying, Sherry Calvert (LI) 179'9, Lynn Cannon (ML) 170'10, Kate Schmidt 168'7, Cathy Sulinski (ML) 166'3, Donna Dietrich (SDS) 156'5, Celeste Wilkinson (Quest TC) 155'9, Monica Stoltenburg (Viking AC) 154'9, Lynn Dunton (SDS) 154'8, Keri Camarigg (LI) 153'5, Jackie Nelson (LI) 153'1, Barbara Whitfield (Un) 150'3, Pam Thompson (BigFoot) 146'11. Non-qualifiers, Nancy Townsend (Fl St TC) 146'5, Regina Steele (Un) 143'1, Charm Bishop (LANTC) 142'3, Lorna Brandt (UCSB) 137'7, Patty Kearney (OreTC) 125'2, Terry Tepper (US Mil Acad) 118'1.

FINAL, 1-Calvert 203'7 (178'4-203'7-172'11-foul-foul-pass), 2-Schmidt 198'5 (195'8-178'1-foul-foul-198'5-foul), 3-Cannon 181'5, 4-Sulinski 172'1, 5-Whitfield 161'7, 6-Stoltenburg 160'2, 7-Wilkinson 159'11, 8-Nelson 158'4, 9-Dietrich 152'3, 10-Camarigg 152'0, 11-Thompson 148'1, 12-Dunton 137'4.

SCORING: 1-Tennessee State University TC 53, 2-Los Angeles Naturite TC 51, 3-Prairie View 42, 4-Texas Women's Univer-

sity 41, 5-Iowa State TC 22, 6-Lakewood International 21, 7-Atoms TC and Age Group AA 20, 9-Maccabi TC 19, 10-Southern California Road Runners 18, 11-Falcon TC 17, 12-Island TC 16, 13-Millbrae Lions TC, Oregon TC, NYPAL, Texas Southern 14, 17-Colorado Flyers, 18-California Walkers, Wisconsin TC and San Jose Cindergals 12, 21-Adelphi, Citrus College, Duke U and San Jose Stars 10, 25-New Jersey Athletic Attic 9, 26-Gilly's Gym, San Fernando Valley TC, DC International and Liberty AC 8, 30-Clippers TC, Oklahoma State, Emporia State, Atlantic Coast TC, Arizona TC and Club North West 6, 36-The Colorado Gold and Knoxville TC 4, 38-Southern California Cheetahs, Ali TC, West Valley TC, Mason-Dixon TC and Premier TC 2, 43-Viking AC and Monterey Peninsula TC 1.

LADY EQUITABLE

Baltimore, Maryland, March 19:-Baltimore was the site of the Lady Equitable II - a 10000 meter race exclusively for women. The 414 starters headed from the brick promenade of the restored Inner Harbor area and continued on to historic Fort McHenry where they circled the Fort and headed back for the finish line. Equitable Trust Bank of Maryland sponsored the race with cooperation of the Baltimore Road Runners Club and the City of Baltimore.

The winner of the race, which also served as the 1978 RR Club of America Women's Eastern Regional Championships, was 17 year old Aileen O'Connor of DC-CYO Track Club in the time of 36:02. O'Connor by no means lacks credentials as she is the National Junior 3000 meter and Cross Country champion and in addition placed 5th in the National Open 3000m run last year. She was followed by 29 year old Marge Rosasco of Fallston, Maryland, in 36:41. Rosasco gained 11 seconds on O'Connor in the last mile but couldn't get any closer.

Four hundred and five women crossed the finish line amid the cheers of the crowd and the music of a local high school band. The biggest cheer of the day went to 59 year old Liz Simmons of Baltimore who was not only the last finisher in 94:05, but was also the oldest. When asked about her athletic prowess, Simmons replied "Honey, the only thing I ever ran for was an MTA bus!".

Open Division: 1-Aileen O'Connor (17) 36:02, 2-Marge Rosasco (29) 36:41, 3-Roberta Anthes (23) 37:10, 4-Robin Roughton (14) 37:23, 5-Jill Haworth (16) 37:37, 6-Kim Gallagher (13) 37:54, 7-Jeanette Kelly (14) 38:22, 8-Kathy Smith (22) 38:30, 9-Nina Crampe 38:31, 10-Carroll Meyers (20) 38:45.

15/Under Division: 1-Virginia Forehand (15) 39:03, 2-Tita Lewis (15) 39:23, 3-Marisa Wisniewski (12) 39:55.

Youngest Finisher - Anne Palermo (8) 48:45. Oldest Finisher - Liz Simmons (59) 94:05.

Scores: 1-DC-CYO 19 (1-5-13), 2-Baltimore Road Runners 25, 3-Washington Runners Unlimited 36.



WEIGHT EXERCISING EQUIPMENT

Whether you want equipment to build strength and stamina, a Mr. America physique, or just get in good physical condition - I have the right equipment for your needs.

BY BUYING DIRECT FROM ME YOU ELIMINATE THE MIDDLE MAN AND SAVE \$\$\$.
OVER 100 ITEMS TO CHOOSE FROM. COPIED BY MANY BUT NEVER DUPLICATED.

Write for free literature today.
Jubenville Weight Exercising Equipment
P.O. Box 662, Holyoke, Mass. 01040

Feminine Feet Now Have Training Shoes That Fit!


Comfortable and attractive training flats designed by Brooks for serious female athletes.




215

➤ **Brooks VICTRESS** features the revolutionary VARUS WEDGE and Brooks exclusive SOFT SUPPORT SYSTEM for extra support, increased cushioning and greater stability developed for the serious runner.

➤ **Brooks VILLANOVA**, in powder blue and white. Fully padded with arch support yet extremely lightweight. Perfect for jogging or casual wear.



210B



214

➤ **Brooks VILLANOVA**, in tan and chocolate. Fully padded with arch support yet extremely lightweight. Perfect for jogging or casual wear.

America's Great Athletic Shoes

➤ BROOKS

SHOE MANUFACTURING COMPANY, INC.
HANOVER, PA. 17331

AIAW (Continued)

FINAL: 1-KATHY MILLS(PENN ST) 9:08.1, 2-KRIS BANKES(PENN ST) 9:19.0, 3-ELLISON GOODALL(DUKE) 9:19.3, 4-SUE KINSEY(CSN) 9:19.4, 5-JULIE SHEA(NC ST) 9:29.3, 6-SUSAN SCHAEFER(E.KEN) 9:31.5, Others: 7-Debbie Quatier(SeaPac) 9:33.3, 8-Kathie Twomey(UConn) 9:40.1, 9-Carrie Graven(HumSt) 9:46.0, 10-Katy Mountain(UOre) 9:46.8.

Shot Put Another defending champion was dethroned here as Dutchgirl Jennifer Smith(UTEP) inched out '77 champ and collegiate record holder Kathy Devine(Emporia St.) 51-9% to 51-4%. Interestingly, only Devine and Smit were over the 50 foot mark throughout the competition, although at least five other competitors had seasonal or PR marks of better than 50.

(5-27) 1-JENNIFER SMIT(UTEP) 51-9%, 2-KATHY DEVINE(EMP ST) 51-4%, 3-CARYL VAN PELP(UWASH) 49-1½, 4-EMILY DOLE(CSULB) 49-½, 5-LORNA GRIFFIN(SEA PAC) 48-11¼, 6-JILL STENWALL(KEAR ST) 47-4½. Others: 7-Patrick(Morehead) 47-2¼, 8-Cecil Hansen (Okla) 46-1¼, 9-Ria Stalman(UTEP) 45-2½.



Dutch weight-eventer JENNIFER SMIT representing University Texas - El Paso, was one of five foreign athletes to win individual event titles at this year's Collegiate nationals. Smit edged defending champ Kathy Devine in the shot put event with a throw of 51-9% to Devine's 51-4%. (Semple photo)

Discus In the battle of the foreigner's, Canada's Jane Haist (UTenn) 176-3, the defending champion lost out to Dutch record holder Ria Stalman(UTEP) 179-9. Both were far below Haist's collegiate record and previous seasonal best. Third and fourth went to a pair of Seattle Pacific throwers, Lorna Griffin(163-4) and Julie Hansen(153-8).

(5-26) 1-RIA STALMAN(UTEP) 179-9, 2-JANE HAIST(UTENN) 176-3, 3-LORNA GRIFFIN(SEA PAC) 163-4, 4-JULIE HANSEN(SEA PAC) 153-8, 5-JACKIE GORDON(FLO) 152-8, 6-KAREN MARSHALL(CSN) 150-8. Leading Qualifiers: Stalman(UTEP) 173-11, Haist(UTenn) 169-11, Betty Bogers(UTEP) 163-3, Griffin(SeaPac) 163-2, Marshall(CSN) 158-0, Hansen(SeaPac) 156-7.

100mH Veteran hurdler Patty van Wolvelaere(USC), running like a spring chicken, topped the ten barriers in world class fashion setting an American record of 13.14. Impressively, van Wolvelaere's consistency has continued after having set the American standard just three weeks prior at the Pepsi Meet in IA clocking 13.21. As usual, Patty van was last out and ran from behind. But her come-from-behind style of hurdling has become her trademark and is working quite well. IJ titlist Modupe Oshikoya(UCLA) was a distant second in 13.49, just an eyelash in front of Ohio St.'s Stephanie Hightower and ASU's Brenda Calhoun at 13.50 each.

Heats: 1-1) van Wolvelaere(USC) 13.34, 2-Calhoun(ASU) 14.05. 2-1) Harris(W.Ken) 13.67, 2-Hightower(OhioSt) 13.71, 3-McMillin(USC) 13.89, 4-Anderson(CSN) 13.93. 3-1) Oshikoya (UCLA) 13.79, 2-Render(UNLV) 13.92, 3-Brady(ASU) 13.93. **FINAL:** 1-PATTY VAN WOLVELAERE(USC) 13.14(American and Collegiate rc), 2-MODUPE OSHIKOYA (UCLA) 13.49, 3-STEPHANIE HIGHTOWER(OHIO ST) 13.50, 4-BRENDA CALHOUN(ASU) 13.50, 5-RHONDA BRADY(ASU) 13.80, 6-MITZI MCMILLIN(USC) 13.95.

400mH After an astonishing recovery from a summertime automobile accident, 2-time collegiate 400mH champion Debbie Esser(ISU) was anxious in her attempt to win an unprecedented third title in her specialty. Only Denise Waddy(ASU) was close after 5 barriers and Esser's strong finish put the cap on the rest of the field. Esser's teammate Ellie Mahal(the Canadian Jr. 400mH champ) rounded out the scoring finishing 6th at 59.70. Most impressive was ASU's Denise Waddy in her first year of 1 lap hurdling, assuming a share of 6th on the all-time list with Clydine Crowder at 58.62 in finishing second.

Heats: (5-26) 1-1) Waddy(ASU) 59.65. 2-1) Esser(ISU) 58.80, 2-Melrose(PV) 59.79. **FINAL:** 1-DEBBIE ESSER(ISU) 57.85, 2-DENISE WADDY(ASU) 58.62, 3-COLLETTE WINLOCK(CSHAY) 58.70, 4-SANDRA SOUZA(TWU) 58.81, 5-DEBRA MELROSE(PV) 59.58, 6-ELLIE MAHAL(ISU) 59.70. Others: 7-Carolyn Brinkley(UDC) 60.28, 8-Betty Spencer(Alcorn), 9-Mary Shirk(SoIll).

High Jump With the anticipation of a head-to-head confrontation between American record holder Louise Ritter(TWU) and American Indoor holder Joni Huntley(CSULB) and the additional fact that all three '76 Olympians would be assembled (Huntley, Girven and Spencer), a great competition was assured. Although Joni Huntley opted to pass jumping in the final due to a nagging hamstring injury, the remainder of the field progressed nicely with 4 jumpers soaring over the six-foot mark, a first in collegiate annals. Louise Ritter strengthened her hold on outdoor HJ supremacy with a mark of 6-1¼ followed by Olympian Girven(Maryland) 6-1¼ and Pam Spencer(SPC) 6-¾. Maggie Garrison(UWash) posted her PR and a 4th place finish on misses at 6-¾.

(5-27) 1-LOUISE RITTER(TWU) 6-1¼, 2-PAULA GIRVEN(MARYLAND) 6-1¼, 3-PAM SPENCER(SPC) 6-¾, 4-MAGGIE GARRISON(U WASH) 6-¾, 5-BEVERLY WASHINGTON(ILL) 5-10, 6-MARILYN DUBBS(KEARNEY ST) 5-10. Others: 7-Joane MacLeod(UTenn) 5-10, 8-Kaliszewski (OhioSt) 5-9, 9-Bittner(UTenn) 5-9, 10-Simon(CSULB) 5-7, 11-Carroll(Ill/CC) 5-7.

Long Jump An upset of sorts took place in the LJ as UCLA's Modupe Oshikoya set a Nigerian record in winning the collegiate title at 21-6½. Defending champion Jodi Anderson(CSN) slipped to third as another African, June Griffith(Adelphi) set a Guyanese national standard in placing second at 21-2¼.


(5-26) 1-MODUPE OSHIKOYA(UCLA) 21-6½, 2-June Griffith(Adelphi) 21-2¼, 3-JODI ANDERSON(CSN) 21-2, 4-LORRAINE RAY(FLO) 19-10¼, 5-SHERRON WALKER(CSULB) 19-8¾, 6-SHONEL FERGUSON(FLO) 19-7¾, Others: 7-Debra Carson(ASU) 19-5, 8-Celeste Johnson(ISU) 19-3¾, 9-Mitzi McMillin(USC) 19-2¼. Leading Qualifiers: (5-25) Anderson(CSN) 20-11¼, Griffith(Adelp) 20-3¾, Ray(Flor) 20-1¼, Walker(CSULB) 20-1, Carson(ASU) 20-½.

Javelin With defending champion Karin Smith(UCLA) training in West Germany (and having thrown 196-4 thusfar this year) the javelin championship was up for grabs and Cathy Sulinski (CSH), runnerup in '77, stepped up to lay claim to the '78 title. However, it wasn't easy. With Sulinski re-injuring her back and Celeste Wilkinson developing some technique problems, the distances were less impressive but the competition was nevertheless close. Sulinski eventually came out on top with a 173-1 to Wilkinson's second place 170-0.


(5-27) 1-KATHY SULINSKI(CSHAYWARD) 173-1, 2-CELESTE WILKINSON (ASU) 170-0, 3-DONNA O'CARROLL(RUTGERS) 157-0, 4-KARI CAMARIGG (CSULB) 153-6, 5-JEANNE EGGART(WASH ST) 146-0, 6-NANCY TOWNSEND (FLOR ST) 145-8. Others: 7-Branch(TexA&M) 142-1.. 8-Scherich (Pitt) 141-5, 9-Lambrecht(OCE) 140-2.

Pentathlon Brazilian Themis Zambrycki, a BYU freshman began her collegiate career with a record-setting performance which included solid marks in all five disciplines. Her 4279 total topped defending champion Dana Collins(ASU) 4008 (3rd) and fast finishing Linda Cornelius(TexA&M) 4052 (2nd).

(5-26-27) 1-THEMIS ZAMBRYCKI(BYU) 4279 (14.30, 44- $\frac{1}{4}$, 19- $\frac{3}{4}$, 2:17.9, 5-5) new Collegiate record. 2-LINDA CORNELIUS(TEXAS A&M) 4052, 3-DANA COLLINS(ASU) 4008, 4-HEIDI HERTZ(UTENN) 3885, 5-JOAN RUSSELL(UCSB) 3872, 6-NANCY KINDIG(NEBRASKA) 3866. Others: 7-Teri Seippel(E. Ken) 3864.



Seattle Pacific's LORNA GRIFFIN with a third in the discus and a fifth in the shot put, was the only field eventer to score in two weight events. (Semple photo)



Brazilian THEMIS ZAMBRYCKI of Brigham Young University established a new collegiate record in the pentathlon with a total of 4,279 points. The 19-year-old freshman won easily by over 200 points. (Rick Semple photo)

4x100 It stands to reason in an event which sprinters are involved, that hundredths of a second are important. Texas Woman's U. learned this fact all too well, as it used its tiny (5-0, 95lbs) 100m winner Leleith Hodges to gain an early lead. But it wasn't to hold up as Arizona St. with a great Val Boyer anchor and some smooth baton handling nipped TWU 45.40 to 45.41. Prairie View rounded out the scoring in 6th at 45.79. 45.80 was out of the money.

Heats: 1-1) Prairie View 45.57, USC 45.93. 2-1) TWU 45.11, 2-CSNorthridge 45.84. 3-1) Ariz St. 45.37, 2-CSLA 45.44. FINAL: 1-ARIZONA ST.(Crawford, Calhoun, Waddy, Boyer) 45.40, 2-Texas Woman's U. 45.41, 3-Cal State Los Angeles 45.60, 4-Cal State Northridge 45.72, 5-USC 45.78, 6-Prairie View 45.79. Others: 7-Kansas 46.13, 8-Tennessee 46.78, 9-UCLA 46.79.

Sprint Med This time favored Prairie View took a back seat to Cal State Los Angeles and more directly, Rosalyn Bryant. Bryant sizzled a 50.4 last leg to end all doubts as she picked off Prairie View's anchor in startling fashion. IA's mark of 1:37.3 posted a new World, Collegiate and American record although the order of distances were run differently than in AAU competition. Prairie View's 1:37.8 was also under the old standard.

Heats: 1-1) Prairie View 1:39.6. 2-1) Cal State Hayward 1:42.5. 3-1) UCLA 1:40.9.

FINAL: 1-CAL STATE LOS ANGELES(Milan, Mills, Rich, Bryant) 1:37.8 (new Collegiate record), 2-Prairie View 1:37.8, 3-UCLA 1:39.7, 4-Cal State Hayward 1:40.9, 5-Arizona St. 1:41.1, 6-Texas Woman's U. 1:43.2.

4x400 Prairie View. Still untouchable. Still undefeated, keeping the lock on this event since 1975. The Prairie View A&M quartet notched its 4th collegiate 4x400 relay title with a solid foursome of outstanding quartermilers. Debra Melrose 54.3, Essie Kelley 53.4 (the only returnee from last year's winning squad), Angela Dudley 55.2 and Patricia Jackson 51.9 led from wire-to-wire in setting a new collegiate record of 3:34.9. Four teams dipped under the 3:40.0 mark and Adelphi's outstanding IJ star June Griffith notated her superior athletic ability by chipping in with the fastest leg of all at 51.6. It was a nice complement to her 21-2 $\frac{1}{4}$ IJ. Depthwise, once again, 9th place Nebraska clocked a very respectable 3:42.5.

Heats: 1-1) Prairie View 3:40.4. 2-1) Adelphi 3:40.8. 3-1) Iowa St. 3:41.0.

FINAL: 1-PRAIRIE VIEW(Melrose 54.3, Kelley 53.4, Dudley 55.2, Jackson 51.9) 3:34.9 (new Collegiate record), 2-Cal State Los Angeles 3:38.5, 3-Cal State Northridge 3:39.1, 4-Iowa St. 3:39.6, 5-Morgan St. 3:40.0, 6-Adelphi 3:40.4 (Griffith 51.6). Others: 7-UCLA 3:40.5, 8-Penn St. 3:41.2, 9-Nebraska 3:42.5.

4x800 In an event that continues to become more and more competitive each year, a strong Northridge quartet battled an equally impressive Iowa foursome through each leg of the relay as Northridge established a collegiate record of 8:33.5. Lead runner Marcia Romesser's 2:07.1 put CSN in the lead and set up a small margin for 2nd and 3rd runners (Antoniwicz 2:11.3 and Costello 2:11.6) to work with. At the exchange on the last leg, Debbie Vetter used a 57.5 first 400 to pull even with Northridge's Weston, but paid the price of the fast first lap and faded under Weston's kick. Iowa still finished second with a super 8:35.4. Vetter clocked 2:03.8 to Weston's 2:03.6. Depthwise, 6th place Tennessee was 8:49.9. Remember in '76 when 9:17.6 won it?

FINAL: 1-CAL STATE NORTHRIDGE(Romesser 2:07.1, Antoniowicz 2:11.3, Costello 2:11.6, Weston 2:03.6) 8:33.5 (new Collegiate record), 2-Iowa St. 8:35.4 (Vetter 2:03.8), 3-Penn St. 8:41.1, 4-UCLA 8:46.2, 5-Wisconsin 8:46.5, 6-Tennessee 8:49.9.

Team Scores On the basis of scoring in eight different events, Cal State Northridge, the runnerup in 1977, returned this year to claim the '78 version of the AIAW National Track and Field Championship. With a score of 57 points, the Northridge contingent led a California sweep of the top three positions as last years champion UCLA Bruins wound up second ten points back at 47. Finishing third was Cal State Los Angeles totalling 43 points largely due to an outstanding performance by Rosalyn Bryant in several events. But, team balance seems to still have the edge on the collegiate level as both UCLA (last year) and Northridge this year bear up the theory. Northridge's scoring came in a well-rounded fashion totalling points in the 800m, 3000m, 5000m, 4x100r, 4x800r, 4x400r, Long Jump, Discus and so the story goes.

1st Cal State Northridge 57, 2-UCLA 47, 3-Cal State Los Angeles 43, 4-Arizona St. 41, 5-Iowa St. 39, 6-Penn St. 34, 7-Texas Woman's U. 33, 8-Prairie View 32, 9-UTexas-El Paso 28, 10-Cal State Hayward 20.

NOR-CAL RUNNING REVIEW®

Bi-Monthly - Only \$6/Year

INCLUDES: - Entry Blanks; Feature Articles & Training Tips; Very Comprehensive Scheduling; In-Depth Results; Medical Advice Columns; High School Rankings; and Much More. --- Covers Track & Field, Road Racing, X-Country, Race Walking... 40 or More Pages Each Issue (8½ x 11).

NAME _____

ADDR _____

CITY _____

STATE _____

ZIP _____

Box 1551 - San Mateo, CA 94401



"THERE'S NOTHING MORE POWERFUL
THAN A STORE WHOSE TIME HAS COME"

VISIT THE
RUNNING CENTER

IF YOU'RE A RUNNER AND YOU
NEED IT, WE'VE GOT IT

•
ALWAYS A SHOE ON SPECIAL

•
NIKE - TIGER - ADIDAS - SAUCONY - ETAL

•
249 RIVERSIDE AVE, RIALTO, CA 92376
(714) 874-5480

KALEIDOSCOPE

For the record...A boo-boo in the last Kaleidoscope in which we transplanted Julie Cart to California when actually it was Marilyn White. After all, the names are practically the same...While on the boo-boo circuit, let's admit another one in the Jan/Feb issue. The picture of Marcia Mecklenburg, was after all, not Marcia. Instead it was teammate Julie Hansen...Patsy Walker of Yelm, Washington and UCLA, is beginning to make a strong comeback both academically and physically after a serious bout with hepatitis...How Time Flies Department: It doesn't seem too long ago that Debbie Rivera was dominating the age groups in the discus throw. But now "little" Debbie is attending Cal State Fullerton with a major in Art and is a sophomore. Incredible!...Cal State Fullerton also boasts one of America's newest success stories in long distance running ace Marti Cooksey. Cooksey recently won the First Avon sponsored Atlanta Marathon which, according to promoters, included 17 of the top 20 female marathoners in the world.

A recent letter from javelinier Karin Smith, (now training in Munich), states that German Olympic silver medalist Marion Becker has retired and is preparing for her diploma in physical education, specializing in Romanian schools PE...Roberta Wildmann, former Ft. Wayne PAL coach, is now Director of Interscholastic Sports for Women at St. Francis College in Ft. Wayne...Another former great, Mamie Rallins, is now coaching at Ohio State. Likewise Marilyn King at UC Berkeley. And former marathoner (2:50:47) Dorothy Doolittle is now head coach at Missouri University...Plus Cheryl (Bridges) Flanagan at Michigan State...Names I Like Department: Dee Dee Deegan, a California HS sprinter.

Remember Becky Dennis? She is now an expert in free-fall, sky-diving...Frace's Chantal Langlace was forced out of the Atlanta Marathon by an injured Achilles...Karen Moller, Temple U and Delaware SC high jumper, has recently married and is now Karen Alejnikov...If you're looking for a marathon or a track meet in the New England area this summer, try the Paul Bunyon Marathon or the Greater Bangor Invitational to be held at the University of Maine, Saturday, July 15. Phone toll free 800-432-7964...Female athlete of the year award by the University of Hawaii Quarterback Club was marathoner Cindy Dariymple...Teresa Jenkins, formerly Teresa Caudillo, is not, as everyone thought, a married woman. She simply changed her name from that of her step father to that of her father...The new Oregon "Who's Who" is out and available for \$5. Write to Who's Who, PO Box 276, Canyonville, Oregon 97417.

Sandy Goldberg-Tyler recently gave birth to her first child...Remember when Kathy Switzer had to sneak into the Boston marathon? At the Atlanta Marathon last month, there were 210 female 26 milers. And who was meet coordinator? Kathy Switzer...Cindy Bremser will be heading a girl's cross country camp at the University of Wisconsin/LaCrosse, July 31-August 5. Further information may be obtained by writing Patsy Kuentzm, UW/La Crosse, LaCrosse, Wisconsin 54601.

Boston marathon winner Gayle Barron was interviewed on TV's "Good Morning America" recently...Have you wondered whose picture was on that "Jox" running shoe commercial? Wonder no more, it's Gayle Olinek, the Canadian marathon record-holder. Olinek has moved to Ft. Lauderdale and is the women's editor of a periodical called the "Sports Informer"...Iowa State's Chris Murray states, "The sky's the limit for Celeste Johnson in the long jump", after the 6'2 star hopped 20'3 recently...Tony Sandoval, long-time AAU club coach in New Mexico, has been named as head women's track coach at the University of New Mexico. Sandoval was the coach of the US team at the World Cross Country Championships in Glasgow...

REDLANDS INVITATIONAL

Redlands, California, March 18:-UN Las Vegas upset the University of Texas to win the Division I title at the Annual Redlands Invitational, while host Redlands outscored 14 institutions to win the Division II championship.

The Las Vegas lasses scored wins in the two short relays (47.7 and 1:46.6 medley) and added more digits in the sprint and hurdle events for a close win as all four participating teams scored well. Andrea Lynch, CSLB, turned in the best mark of the competition with an 11.2 win in the 100 meters.

Redlands used its depth for its win as it took all four relays in Division II. Best of the results was "Bird" Anderson's (CSB) win over Donna Fromme in the 800 in 2:14.4.

DIVISION I: 100, 1-Lynch (CSLB) 11.2, 2-Jones (UNLV) 11.5, 3-Taylor (SDS) 11.7; 800, Bonds (CSLB) 2:20.3; 1500, Abare (SDS) 4:52.8; 3000, 1-Campbell (Tx) 9:53.5, 2-Garcia (Tx) 9:56.4; 100H, 1-Branch (UNLV) 13.8, 2-Render (UNLV) 14.1, 3-Etienne (Tx) 14.3, 4-Schmock (SDS) 14.4, 5-Crump (UN:V) 14.5; 400H, Etienne (Tx) 61.9; 440R, 1-UNLV 47.7, 2-CSLB 49.2; MedR, 1-UNLV 1:46.6; MileR, 1-Texas 4:03.7; 2MR, Texas 8:18.4, 2-SDS 9:52.9; HJ, Crump (UNLV) 5'4; LJ, Walker (CSLB) 19'9½; SP, Dole (CSLB) 47'2; DT, Finsrud (Tx) 145'11; JT, Dietrich (SDS) 169'10; Scoring, 1-UNLV 72, 2-University of Texas 63, 3-CS Long Beach 58, 4-San Diego State 55.

DIVISION II: 100, Kennedy (Red) 11.9; 800, 1-Anderson (CSB) 2:14.4, 2-Fromme (Red) 2:14.6, 3-Wilkie (UCI) 2:19.0; 1500, DeAnda (CP) 5:14.6; 3000, Aubuchon (Chico) 11:01.4; 100H, Bidlack (Chi) 16.3; 400H, Lindenmeyer (Red) 67.8; 440R/MedR/OneMileR/TwoMileR, Redlands 50.8/1:52.6/4:07.2/10:23.8; HJ, Jepson (UCI) 5'2; LJ, Thomas (CSB) 16'7½; SP/DT, Landseel (CSB) 40'3/119'10; JT, Stary (PP) 130'2. Scoring: 1-Redlands 80, 2-Chico State 50, 3-Pomona-Pitzer 49½, 4-CS Bakersfield 48, 5-UC Irvine 29½, 6-Cal Poly Pomona 16, 7-Cal Lutheran 4, 8-USIU 3, 9-UC Riverside 2, 10-Pt. Loma, Whittier, La Verne, Scripps-C Claremont and Occidental did not score.

WR - 22.06 & 12.49

The Europeans have started already. Two world records have been reported recently. East Germany's Marita Koch cruised the 200 in 22.06 and Poland's Grazyna Rabsztyń had a 12.49 flight of 100m hurdles. Details are not known at this time.

SEATTLE PACIFIC TOPS OREGON 68-59

Eugene, Oregon, May 15:-Just as the Oregon men were battling the odds against UCLA, the Oregon women were chipping away at perennial Northwest powerhouse Seattle Pacific in a coed meet on Oregon's famed Hayward Field.

But a disqualification in the mile relay - the final event - ended the chances for the UO women to join the men in the victory circle as the meet ended. Dawna Rose, who had anchored the mile relay to victory and seemingly winning the meet for Oregon 64-63, was taking off her shoes and accepting congratulations from friends when the announcement came over the PA that Oregon had been disqualified and Seattle Pacific had won the meet 68-59. The alleged infraction occurred during the second leg of the relay.

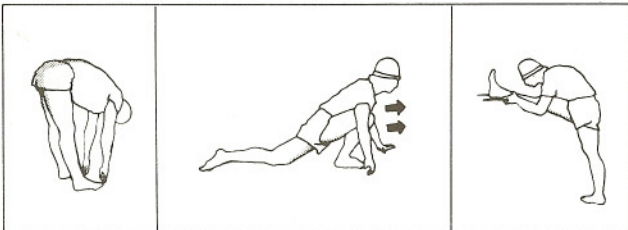
Oregon coach Tom Heinonen said, "I don't want the disqualification to overshadow the fact that this was a great meet." While the Oregon women didn't get the bouquet, they got a lot of flowers and a lot of respect from Seattle Pacific and the large crowd, which let out as much noise over the women's mile relay finishes as it did over almost any race on the track. It struck a blow for women's track, a sport that is just blooming out of obscurity.

It is hard to believe that this was the first ever dual meet Seattle Pacific has ever entered. Previously, they had confined their competitions to multi-team meets.

Debbie Adams, (Oregon), won three events - long jump, 100 and 200 - and three of her teammates set school records in inspired efforts in other events. But while Oregon was looking good on the track, it was the field event depth that turned the tide for Seattle Pacific. According to rumors, this may be the last year for strong teams at SP as the school is dropping to Division II of the AIAW and Coach Ken Foreman has announced his resignation. Could it be that Oregon will replace Seattle Pacific as the powerhouse of the Northwest in women's track. Some think that will be the case.

100, 1-Debbie Adams (O) 12.0, 2-Melanie Batiste (O) 12.1, 3-Theresa Smith (SP) 12.1; 200, 1-Adams 24.56, 2-Batiste 24.73, 3-Debrah Carter (SP) 25.61; 400, 1-Dawna Rose (O) 56.77, 2-Carter (SP) 57.30, 3-Rachel Yeager (SP) 57.67; 800, 1-Sue Griffith (SP) 2:13.75, 2-Katie Mountain (O) 2:14.5; 1500, 1-Debbie Quatier (SP) 4:31.86, 2-Ellen Schmidt (O) 4:35.11, 3-Anita Scandurra (SP) 4:38.79; 3000, 1-Quatier 9:31.2, 2-Debbie Richie (O) 9:48.3, 3-Heather Tolford (O) 9:58.0; 100H, 1-Denise Anderson (SP) 14.55w, 2-Kerry Clawson (O) 15.39; 400H, 1-Anderson 62.81, 2-Georgene Rose (O) 64.48; HJ, 1-Pam Spencer (SP) 5'10, 2-Theresa Smith (SP) 5'6; LJ, 1-Debbie Adams (O) 19'0, 2-T. Smith 18'11, 3-Kretie Miller (SP) 17'3; SP, 1-Marcia Mecklenburg (SP) 48'3, 2-Lorna Griffin (SP) 47'5, 3-Maggie Bonn (O) 42'1; DT, 1-Griffin 177'0, 2-Julie Hansen (SP) 169'11, 3-Mary Stevenson (O) 156'4...5-Mecklenburg 149'5; JT, 1-Patty Kearney (O) 143'11, 2-Lisa Vance (O) 132'4; 440R, 1-Oregon 47.77, SP disqualified; MileR, 1-Seattle Pacific 3:51.27, Oregon disqualified. Final Score, Seattle Pacific 68, University of Oregon 59.

STRETCHING CHART FOR RUNNERS



A jumbo 22½ x 34" wall chart, prepared by stretching expert Bob Anderson. 17 "before running" stretches, fully illustrated and described (whole series takes 10 min.), plus 14 "after running" stretches (12 min.), all designed to keep you injury-free and on the run. The importance of proper stretching to running fitness cannot be over-emphasized, and this large-sized wall chart enables you to easily incorporate regular stretching into your routine. Stretches for the Achilles, hamstrings, quadriceps, back and stomach muscles, groin, calf, thigh, etc.

STRETCHING CHART FOR RUNNERS is available from
WOMEN'S TRACK WORLD
 P.O. BOX 886
 MENTONE, CA 92359
 for \$2.50, postage paid.



Calif. residents add 12¢ sales tax.

1977 U.S. LIST

compiled by CASEY

*= Not US Citizen

100 Yards (Automatic timing)

10.89 Jennie Gorham (Missouri HS)
10.91 Gwen Loud (Calif HS)

Hand-timed

10.3 Chandra Cheeseborough (Fla HS)
10.4 Frieda Cobbs (Calif HS)
10.5 Brenda Calhoun (Carolina HS)
Robin Coleman (Texas HS)
Jennie Gorham (Missouri HS)
Lawanda Waters (Missouri HS)
10.6 Ernestine Davis (Fla HS)
Patty Frost (New York HS)
Laurie Green (Kansas HS)
Carmen Rivers (Motor City TC)

10.7 Cassandra Williams (Fla HS)
Debbie Adams (Wash HS)
Jeanette Bolden (Calif HS)
Nellie Bullock
Sheri Cook (Virginia HS)
Cassandra Graham (Texas HS)
Rene Rochester (Mass HS)
Judy Washington (Virginia HS)
Watkins (RI HS)

10.8 Danita Young (Calif HS)
Athlen Bowles (Motor City TC)
Deborah Lewis (Pennsylvania HS)
Melinda Pitter (New York HS)
Brenda Robbins (Fla HS)
Jan Smith (Kansas SU)

Wind-aided

10.48 Jeanette Bolden (Calif HS)
10.5 Blondie Jackson (Pennsylvania HS)
Patty Frost (New York HS)
Brenda Robbins (Fla HS)
10.56 Kim Robinson (Calif HS)
10.7 Valerie Morton (DC HS)
10.77 Deandra Carney (Calif HS)
10.80 Gwen Loud (Calif HS)
10.8 Cornelia Jackson (Fla HS)

100 Meters (Automatic timing)

11.18 Brenda Morehead (Tenn. SU)
11.25 Evelyn Ashford (UCLA)
11.37 Andrea Lynch (CSLB)*
11.40 Jan Smith (Kansas SU)
11.45 Debbie Jones (Tenn. SU TC)*
11.50 Kim Robinson (LA Mer)
11.53 Chandra Cheeseborough (SU TC)
11.55 Sandra Howard (Premier TC)
11.56 Val Boyer (Albu TC)
11.58 Rhonda Brady (MHYF)
Brenda Winston (RRR)
11.61 Gayle Butler (LATC)
11.63 Robin Coleman (Beau TC)
11.64 Kathy Crawford (CJ TC)
11.67 Deandra Carney (LA Mer)
Sheila Calmese (U Kansas)
11.71 Kelia Bolton (M Lions)
Brenda Fuller (Tenn SU)
11.72 Renaye Bowen (Macc)
11.73 Debra Carter (NE Missouri)

Gwen Smith (Texas SU)
11.74 Carolyn McRoy (DCS)
11.76 Elaine Parker (M Lions)
11.80 Marilyn McRoy (Pio AC)
11.83 Rosalyn Bryant (LA Mer)
11.88 Lynn Maxwell (Ky BD)

100 Meters (Hand-timed)

10.9 Andrea Lynch (CSLB)*
11.0 Lisa Thompson (VOS)
11.2 Stephanie Brown
11.3 Val Boyer (Albu TC)
Frieda Davy (DCS)*
Brenda Fuller (Tenn.SU)
Ashanti Obi (Gram)*

11.4 Rhonda Brady (MHYF)
Beverly Day (PVA&M)
Pam Jiles (New Orleans)

11.5 Kim Robinson (LA Mer)
Shelia Calmese (U Kansas)
Carolyn McRoy (DCS)
Brenda Winston (RRR)

11.6 Renaye Bowen (Macc)
Carolyn Brinkley (FCC)
11.8 Christel Brown (Grace.)
Marian Franklin (M Lions)
Jane Frederick (LATC)
Leeida Hunter (Compton CC)

Gwen Loud (LA Mer)
Avis Mailey (ASU)
Sandra Upshaw (FCC)

100 Meters (Wind-aided)

11.0 Erica Jackson (Cal)
11.14 Evelyn Ashford (UCLA)
11.36 Chandra Cheeseborough (Fla HS)
11.39 Deborah Jones (Tenn STC)
11.62 Kathey Crawford (CJ TC)
11.63 Sheila Calmese (U Kansas)
11.71 Janet Brown (Texas WU)
11.78 Patty Van Wolvelaere (USC)

200 Meters (Automatic timing)

22.62 Evelyn Ashford (UCLA)
22.89 Chandra Cheeseborough (Fla HS)
23.05 Deborah Jones (Tenn STC)*
23.28 Andrea Lynch (CSLB)*
23.31 Renaye Bowen (ASU)
23.33 Brenda Morehead (Tenn STC)
23.38 Sandra Howard (Prem TC)
23.56 Gayle Butler (LATC)
23.57 Sharon Dabney (Clip AC)
23.64 Gwen Smith (Texas SU)

23.68 Kim Robinson (LAMer)
23.76 Freida Davy (DCS)*
23.83 Marie Nickson (CS Hayward)
23.85 Val Boyer (Albu TC)
23.86 Brenda Finch (Col Fly)
23.93 Lorna Forde (LIU)
24.02 Sheila Calmese (U Kansas)
Elaine Parker (M Lions)
24.05 Gwen Loud (LAMER)
24.06 Beverly Day (PVA&M)

24.18 Carolyn McRoy (DCS)
24.19 DeAnn Gutowski (WSTC)
24.20 Janet Brown (Texas WU)
24.21 Patricia Jackson (PVA&M)
24.22 Robin Coleman (Beau TC)
24.26 Danita McKinley (Calif HS)
24.36 Pam Riggs (Club NW)
24.37 Nedra Washington (UNLV)
24.39 Jeanette Bolden (Calif HS)
24.40 Freda Hancock (Col HS)

24.45 T. Montgomery (NOS)
24.48 Jackie Dunn (Macc)
24.53 Rosetta Birt (USC)
24.55 Carol Cummings (Atoms TC)*
24.57 Frieda Cobbs (Calif HS)
24.60 Kelia Bolton (M Lions)
Wanda Hooker (M-STF)
24.64 Nancy Miller (Col HS)
24.65 Deandra Carney (Calif HS)
Modupe Oshikoya (UCLA)*
24.67 Vickie Belser (Calif HS)
24.70 Karen Hawkins (Texas SU)
24.71 Valerie Brisco (LA Mer)
24.72 Robbie Mitchell (CSLA)

200 Meters (Hand-timed)

23.3 Rosalyn Bryant (LAMer)
23.5 Brenda Winston (RRR)
23.6 Val Boyer (Albu TC)

23.8 Jeanine Brown (Texas HS)
Ernestine Davis (Fla HS)
Jennie Gorham (Missouri HS)
Lorene Spearman (Indiana HS)
23.9 Barbra Connelly (Texas HS)
24.0 Annette Allen (Fla HS)
Brenda Calhoun (Carolina HS)

Kim Webster (Calif HS)
24.1 Gail Douglas (Compton CC)
Laurie Green (Kansas HS)
Carmen Rivers (Motor City TC)
24.2 Debbie Adams (Wash HS)
Kris Costello (Calif HS)
Renita Dingle (Md HS)
Diane Emmons (Ill HS)
Avis Mailey (ASU)
Robbie Mitchell (CSLA)

Sheryl Parnell (Tenn HS)
Lana Zimmerman (La HS)
24.3 LaTanye Dawkins (LBC)
Doris Hurd (Texas HS)
Valerie Milan (CSLA)
Dolores Render (UNLV)
Danita Young (Calif HS)
24.4 Jan Smith (Kansas SU)
Lisa Thompson (VOS)
Jocelyn Bentley (Kansas HS)

Athlen Bowles (Motor City TC)
Rhonda Brady (Ill HS)
Molly Brennan (Motor City TC)
Carolyn Brinkley (FCC)
Valerie Brisco (LAMer)
Sheri Cook (Virginia HS)
Susan Seebers (Fla HS)
Cora Sherman (Mass HS)

24.5 Carolyn White (Mass HS)
Felicia Dupuch
Pam Jiles (NOS)
Lori Lewis (SJ TC)
Pam Green (SC Cheetahs)
Valerie Morton (DC HS)
Carmen Rivers (Motor City TC)
24.6 Sharon Acker (MHD)
Phyllis Elmore (Compton CC)
Cynthia Mills
Dawana Rose (UDR)

Yancy (Klub Keystone)
Melinda Pitter (New York HS)
24.7 Roxanne Keating (VOS)
Jan Smith (Kansas SU)
Bunny Vallergera (CS Bak)
Jennifer Whitfield
Joyce Asberry (CS Bak)
Cheryl Gilliam (Motor City TC)

200 Meters (Wind-aided)

24.02 Freda Hancock (Col HS)
24.5 Vanessa Denniston (PUSA)
Arlise Emerson (PUSA)

400 Meters

51.55 Sharon Dabney (Clip Ac)
51.79 Rosalyn Brayant (LAMer)
52.13 Lorna Forde (LIU)*
52.64 Pam Jiles (NOS)
52.73 Jennie Gorham (Missouri HS)
52.76 Edna Brown (Klub Keystone)
52.96 Robin Champbell (Fla HS)
53.07 Kathy Weston (UCLA)
53.36 Kim Thomas (NYPAL)
53.51 Gwen Norman (DCstri)

53.73 Marian Franklin (M Lions)
53.80 Sharon Preston (PVA&M)
54.00 Carolyn Brinkley (PioAC)
54.02 Avis Mailey (ASU)

54.04	Merry Johnson (Texas HS)	2:09.81	Cindy Ashby (UNM)	4:32.30	Julia Campbell (U Texas)
	Essie Kelley (PVA&M)	2:09.86	Gunilla Lindh (TexasA&I) *		Sharon Hulse (P-USA)
54.14	Mary Harvey (SFAust)	2:10.15	Dana Armin (Wash HS)		Wendy Knudson (ColSU)
54.19	Valerie Brisco (LAMer)	2:10.34	Regina Felix (Atoms TC)		Cathy Twomey (U Mn)
54.20	Sharon Acker (Col Fly)	2:10.40	Cynthia Colquitt (Klub K)		
54.40	Sherrie Golden (Texas HS)		Kathy Costello (LATC)	4:32.80	Ruth Caldwell (BATC)
		2:10.52	Anita Bain (PSU)		Kate Conant (Oregon HS)
54.50	Arlise Emerson (P-USA)	2:10.69	Sandy Beach (Albu TC)	4:33.00	Susie Meek (BATC)
54.55	Paulette Clagon (Mor SU)	2:10.75	Sue Griffith (SPC)		Jani Rouda (CPSLO)
54.60	Yolanda Rich (LAMer)			4:34.40	Debbie Quatier (FlaconTC)
54.80	Adrienne Lair (Prem TC)	2:10.90	Kate Keyes (UCLA)		Joyce Urish (KansasSU)
54.83	Charmane Kuhlman (U Kansas)	2:11.00	Leslie Deveraux (New Im)	4:34.70	Sandy Trowbridge (U Oregon)
54.86	Gwen Gardner (LAMer)		Rochelle Collins (MCTC)	4:35.70	Phyllis Hines (TennHS)
54.90	Frances Punch (Texas HS)	2:11.37	Michelle Hopper (PremTC)	4:37.10	M. Billingsley (PP)
	Pam Riggs (Club NW)	2:11.40	Sharon Hulse (P-USA)	4:38.30	Vickie Cook (RRR)
55.00	Ruth Obeng (Utah SU)	2:11.44	Princess Lindsay (Texas WU)		
	Linda Portasik (Virginia HS)	2:11.50	Kathy Chisam (UCLA)	4:38.21	Kim Spir (U Oregon)
	Debbie Roberson (UCLA)	2:11.80	Teri Wierson (Wash HS)	4:39.26	Marjan Moulajn (U Wash)
	Pam Sedwick (In HS)		Roma Antoniewicz (LATC)	4:39.40	Susan North
	Sue Haynes (Idaho SU)	2:11.88	L. Ledbetter (Fla SU)		
55.10	Wilma J. Harris (Texas HS)	2:11.90	Tanya Wells (Tenn HS)		
55.12	Gerry Dammer (SW Texas)		Kathi Denz (P-USA)		
55.20	Melissa Quick (VenCol)	2:12.1	Teresa Caudillo (LBC)	<u>Mile</u>	
55.26	Kim Whitehead (Dyn TC)		Susie Meek (BATC)	4:28.20	Francie Larrieu (PCC)
55.27	Tecla Chemabwai (UNM)*	2:12.19	Julie White (TexasA&M)	4:30.98	Jan Merrill (MJC)
55.32	Sandra Farmer (Flash)		Marge Groos (Tenn HS)	4:41.10	Julie Brown (LATC)
	Constancia Simpson (PAL)	2:12.30	Michelle Bush (BATC)	4:41.30	Judy Graham (WVTC)
55.40	Kathy Keys (GW C)	2:12.40	Laurie Mullins (Calif HS)	4:43.10	Julie Shea (NCHS)
	Ernastine Davis (Fla HS)	2:12.44	Doreen Ennis (Mon SU)	4:44.80	Joan Benoit (Bowd)
	Sandra Parks (M-STF)			4:45.40	Kate Keyes (UCLA)
55.46	Pamela Moore (WI HS)	2:12.50	Dana Gliddon (Mn HS)	4:46.40	Liane Swegle (FlaconTC)
55.51	Debbie Bottomely (CSLB)		Cynthia Warner (Calif HS)	4:46.90	Marge Groos (TennHS)
55.59	Marcia Romesser (FPPTC)	2:12.60	Alice Trumbley (Calif HS)	4:47.30	Lynn Jennings (LibertyAC)
55.60	Fe'licia Anderson (Texas HS)	2:12.62	Carol Ringen (EWSU)		
55.69	Marquita Belk (SJC)	2:12.80	Disa Lewis (Texas HS)	4:47.60	Renee Urish (KansasSU)
55.70	Collette Winlock (Calif HS)		Linda Portasik (Virginia HS)	4:47.80	Linda Goen (CalifHS)
	Veronica Williams (Texas HS)	2:12.90	Teri Seippel (EK)	4:48.60	Lynn Lashley (U Tenn)
55.79	Sandy Miller (CJTC)		Viergever (Kansas HS)	4:48.80	Debbie Quatier (FalconTC)
55.80	Anderson (Atoms TC)	2:13.00	Donna Fromme (U Redlands)		Kathi Denz (P-USA)
	Melissa Hill (Cal)		Lalani Kelly (DC HS)	4:48.94	Kate Conant (OregonHS)
	Lois Jensen (Wash HS)			4:49.19	Darlene Beckford (MassHS)
	Smith (SBCC)			4:50.20	Deanna Coleman (WashHS)
55.90	Teresa Caudillo (LBC)	<u>1500 Meters</u>		4:50.90	Tanya Wells (M-STF)
	Mary Officer (U Oregon)	4:06.50	Jan Merrill (MJC)	4:51.10	Jill Haworth (CYO)
56.0	Laura Carroll (Klub Keystone)	4:08.20	Francie Larrieu (PCC)		
		4:11.70	Julie Brown (LATC)	4:51.50	Eryn Forbes (OregonHS)
		4:11.80	Cindy Bremser (WTC)	4:52.80	Vicki Bray (SJC)
		4:12.70	Judy Graham (WVTC)	4:54.00	Sue Overby (Fla HS)
		4:13.10	Debbie Vetter (Idaho SU)	4:54.60	Ann Henderson (OhioHS)
		4:15.56	Doreen Ennis (Mon SU)	4:54.70	Kiki Lanry (LATC)
		4:16.08	Debbie Pearson (UTEP)*	4:55.00	Joyce Urish (KansasSU)
		4:18.06	Lynn Jennings (Liberty AC)	4:55.10	Vickie Cook (RRR)
		4:18.55	Marge Groos (Tenn HS)	4:55.70	Cheryl Flowers (CalifHS)
				4:55.80	Sarah Sweeney (CalifHS)
				4:55.90	Phyllis Hines (TennHS)
		4:18.70	Kate Keyes (UCLA)		Glenda Valley (TennHS)
		4:19.33	Renee Urish (KansasSU)	4:56.10	Ruth Caldwell (BATC)
		4:20.40	Cindy Poor (Ala)		Kathy Moore (U Fla)
		4:20.80	Debbie Heald (SFVTC)	4:56.17	Janel LeVilly (KansasHS)
		4:22.10	Tania Wells (M-STF)	4:56.38	Laurie Holm (MonHS)
		4:22.70	Brenda Webb (U Tenn.)	4:56.50	Sue Schaffer (New YorkHS)
		4:23.00	Katy Schilly (IdahoSU)		Val Horan (MnHS)
		4:23.40	Liane Swegle (FlaconTC)		Phyllis Olrich (WVTC)
		4:23.80	Lynn Lashley (U Tenn)	4:56.77	Towanna Thompson (MnHS)
			Teri Anderson (Ala)	4:57.00	Stacy Crystal (ColHS)
		4:26.09	Debbie Roth (U Oregon)		Lalani Kelly (DCHS)
		4:27.00	Sue Kinsey (CSN)	4:57.20	Mary Hanlon (OregonHS)
		4:27.50	Julie Shea (NCHS)	4:57.57	Nancy Huyck (CalifHS)
		4:28.18	Anne Henderson (BR)	4:57.80	Kathy Adams (CalifHS)
		4:28.81	Aileen O'Connor (CYO)	4:58.00	Roxanne Bier (SJC)
		4:29.20	Deanna Coleman (Wash HS)	4:58.20	Diane Bussa (InHS)
		4:29.30	Maggie Keyes (CPSLO)	4:58.50	Alice Trumbley (CalifHS)
		4:29.50	Debbie Brundige (OCE)	4:58.90	Cindy Sturm (MaHS)
		4:29.82	Stacy Crystal (TCG)	4:59.00	Sharon Hulse (P-USA)
		4:30.20	Karel Jones (AtomsTC)	4:59.50	Jani Rouda (CPSLO)
		4:30.50	Robin Baker (U Oregon)		
		4:30.60	A. Wotherspoon (SJC)	<u>3,000 Meters</u>	
		4:31.38	Ellen Schmidt (U Oregon)	8:46.60	Jan Merrill (MJC)
		4:31.40	Kathy Costello (LATC)	9:03.79	Cindy Bremser (WTC)
		4:31.42	Linda Broderick (MaccTC)	9:15.40	Julie Shea (NCHS)
		4:31.70	Regina Felix (AtomsTC)	9:16.70	Francie Larrieu (PCC)

1977 U.S. LIST (Cont.)

9:17.68	Brenda Webb (U Tenn)	10:48.40	Martha White (PaHS)	10,000 Meters	33:15.09	Peg Neppel (IdahoSU)
9:18.51	Carol Cook (Idaho SU)	10:48.60	M. Billingsly (IllHS)	34:19.50	Julie Brown (LATC)	
9:22.08	Aileen O'Connor (CYO)	10:48.80	Linda Broderick (UCLA)	34:27.90	Karen Bridges (TexasTC)	
9:26.50	Julie Brown (LATC)	10:49.00	Kathy Wilson (MIHS)	34:40.46	Lori Thrupp (Stanford)	
9:27.40	Lynn Lashley (M-STF)	10:49.50	Joyce Urish (KansasSU)	34:54.65	Teri Anderson (AIA)	
9:27.43	Judy Graham (WVTC)	10:51.00	Kim Sharpe (NYHS)	34:56.61	Sue Kinsey (CSN)	
9:27.60	Sue Kinsey (CSN)	10:51.50	C. Williams (CalifHS)	35:12.20	Joan Benoit (LibAC)	
9:28.77	Sue Schaffer (NYHS)	10:51.70	E. Casey (NYHS)	35:21.17	Linda Heinmiller (SMTTC)	
9:30.40	Marybeth Spencer (U Wi)	10:52.30	Lauri Shansby (CheeTC)	35:33.74	Chris Troffer (LATC)	
9:33.90	Kate Keyes (UCLA)	10:53.00	Heather Tolford (SFVTC)	35:39.76	Kathy Jewell (CalifHS)	
9:35.20	Kris Bankes (PennSU)	10:53.50	Mary Rice (UW/Mil)	36:01.64	Karen Nachbar (Club NW)	
9:37.00	Debbie Pearson (UTEP)*	10:54.70	Donna Ganly (MnHS)	36:02.44	Carol Urish (CTC)	
9:38.50	C. Dalrymple (HTC)	10:55.00	Sur Overbey (FlaHS)	36:06.70	Jackie Hansen (SFVTC)	
9:40.20	Eryn Forbes (OregonHS)	10:56.70	Miriam Boyd (MIHS)	36:15.00	Heather Tolford (OregonTC)	
9:42.26	Phyllis Olrich (WVTC)	10:58.40	Janet Heinonen (OregonTC)	36:46.20	Doreen Assumma (RRR)	
9:42.40	Ellison Goodall (Duke)	10:59.40	Mari Gibbs (CalifHS)	37:09.00	Susan North (Spr Col)	
9:43.33	Vicky Bray (SJC)	10:59.50	Mary Shea (NCHS)	36:51.80	Ann Trason (MPTC)	
9:44.20	A. Wotherspoon (SJE)	10:59.80	Jan Oehm (MissouriHS)	37:19.79	C. Dalrymple (HTC)	
9:44.68	Kate Conant (OregonHS)	11:01.00	Phyllis Olrich (WVTC)	37:35.70	Judy Leydig (WVTC)	
9:45.50	Debbie Quatier (FlaConTC)	11:01.80	Tara Hobbs (CalifHS)	38:21.80	Tena Anex (UCDavis)	
9:46.08	Joyce Urish (KansasSU)	11:04.00	Vickie Bray (CalifHS)	38:47.50	Judy Ikenberry (RRR)	
9:46.09	Marge Groos (TennHS)	11:06.70	Laurie Jewell (CalifHS)	38:58.20	Marie Albert (RRR)	
9:47.44	Karen Bridges (TexasTC)	11:08.70	Janice Kelley (CalifHS)			
9:48.10	Linda Broderick (UCLA)	11:08.90	Donna Sanchez (RRR)			
9:50.40	Phyllis Hines (M-STF)	11:08.90	Kerry Brogan (ArrowTC)			
9:51.30	Katy Schilly (IdahoSU)	11:09.70	Alicia Kirkhorn (RRR)			
9:51.92	Carrie Craven (OhioTC)	11:10.30	T. Malischewski (PaHS)			
9:54.50	Linda Heinmiller (SMTTC)					
9:54.90	Laurie Shansby (CTC)					
9:55.80	Lil Warnes (MISU)					
9:58.63	Jan Oehm (LibertyAC)					
9:58.80	Ann Thrupp (Stanford)					
9:59.80	Ann Trason (M Pen)					
10:00.10	Chris Troffer (LATC)					
10:01.00	Heather Tolford (UOregon)					
10:01.80	Roxanne Bier (SJC)					
10:01.40	Debbie Heald (SFVTC)					
10:01.50	Joyce Urish (KansasSU)					
10:02.10	Carol Keller (J Toads)					
10:02.80	Kathy Adams (Club NW)					
10:04.60	Alice Kelly (U Wash)					
10:07.00	Marjan Mouljin (U Wash)					
10:08.17	Deloria Hobson (LATC)					
10:11.22	K. Robertson (HTC)					
10:12.80	Robin Baker (U Oregon)					
10:14.40	Kelly Wells (RRR)					
10:14.50	Nancy Seegar (C.JTC)					
10:15.00	Teri Hagerty (Sund)					
10:15.30	Paula Jackson (UCLA)					
10:16.00	Kerry Brogan (ArrowTC)					
10:16.90	Tita Lewis (CYO)					
10:17.60	Mary Rica (UW/Mil)					
10:20.20	S. Woldridge (QBCTC)					
10:24.20	S. Alexander (CJTC)					
10:25.40	Doreen Assumma (RRR)					
10:27.80	Anita Moyer (U Ill)					
10:28.80	Jane Wipe (UtahSU)					
10:30.40	Sally Metteer (UCB)					
10:33.60	L. Christopher (SBS)					
10:34.80	Beverly Roland (WIU)					
10:44.50	Ann Kimm (NWMissouri)					
10:47.20	Lauri Adams (ColSU)					
10:52.30	Martha Sartain (TexasA&M)					
10:59.70	Diane Culp (MISU)					
11:11.30	P. Jackson (UCLA)					
11:16.40	K. Kiernan (BAR)					
11:22.30	Beverly Rennick (LaMar)					
11:27.70	Lisa Berry (MISU)					
11:31.10	Kathy Jewell (CalifHS)					
11:31.80	Cynthia Bradley (MSU)					
11:46.20	D. Byington (USC)					
11:46.60	Rhonda Bedell (U Mo)					
11:46.70	Tena Anex (UCDavis)					
11:46.80	Sally Matteer (UCB)					
11:46.90	Susan North (Spr Col)					
11:47.00	Molly O'Neil (U Redlands)					
11:47.10	L. Blanco (un)					
11:47.20	Andrea Bruce (PVA&M)					
11:47.30	Kim Turner (MCTC)					
11:47.40	Gwen Smith					
11:47.50	Mary Ayers (PVA&M)					
11:47.60	Debbie Esser (IdahoSU)					
11:47.70	Kim Hatchett (MSU)					
11:47.80	Taryn Carter (CJTC)					
11:47.90	Susie Ray (BATC)					
11:48.00	Yvonne Smith (NYPAL)					
11:48.10	Cheryl Glazier (P-USA)					
11:48.20	Linda Bourn (WS)					
11:48.30	100mH (Hand TImed)					
11:48.40	13.7					
11:48.50	13.8					
11:48.60	13.9					
11:48.70	14.0					
11:48.80	100mH (Hand TImed)					
11:48.90	13.7					
11:49.00	13.8					
11:49.10	13.9					
11:49.20	14.0					
11:49.30	100mH (Hand TImed)					
11:49.40	13.7					
11:49.50	13.8					
11:49.60	13.9					
11:49.70	14.0					

Get out of the Grips of High Price Squeeze for Female Athletic and Leisure Wear!

Buy Direct from Manufacturer of Woman's Garments

OUR PRODUCTS HAVE BEEN DESIGNED AND TESTED BY ATHLETES AND COACHES WHO ARE ACTIVE AT THE HIGH SCHOOL, COLLEGE, AND INTERNATIONAL LEVEL.



- 1. 100% Nylon All-Weather Suits (\$27.00)**
Water repellent jacket and pants with hood.
Colors: Red, yellow, green, blue, orange.
- 2. 100% Waterproof Rainsuit (\$30.00)**
Absolutely waterproof and windproof with hood.
Colors: Yellow, navy blue, royal blue.
- 3. Stretch Terry Cloth Warm-Up Suit (\$30.00)**
Easy to care for, contours with body.
Colors: Red, orange, navy blue, royal blue.
- 4. Velour Leisure/Warm-Up Suits (\$35.00)**
The ultimate in casual and leisure wear, in soft pastels with large, flowing hood.
Colors: Blue, yellow, orange, Red
- 5. Two Way Stretch Nylon Warm-Up Suit (\$35.00)**
The ultimate for comfort and flattering contours. Stretching in two directions to prevent bulges and to smoothly flow with natural contours of your body.
Colors: Red, orange, blue, yellow.
- 6. Women's Athletic Bra (\$7.00)**
Special design and fabric allows for maximum range of motion and no pulling and binding. No shoulder strap problems. Very comfortable and very supportive. Designed and proven by olympic athletes.
- 7. Women's Terry Cloth Running and Jogging Briefs (\$5.00)**
Made of stretch terry cloth to give you maximum comfort at the same time allowing for the snugest fit. Prevents problems that come from nylon briefs. Why suffer with ill-fitting and embarrassing briefs, that are often unhealthy? Go with the best design, the most comfortable, and the healthiest.

To Order...

Send check or money order, along with your size and desired color to:

One-Der Wear Inc.
2624 N.W. 34th Terrace
Gainesville, Florida 32605

For more information call (904) 376-2736

1977 U.S. LIST (Cont.)

Marathon

100mH (Hand timed, cont.)

Julie Smithers (ShoreAC)

- 14.4 Cathy Greaves (ASU)
Sandi Tyler (CSLB)
- 14.5 Edna Brown (Klub Key)
Patty Knighton (PennSU)
Mary Officer (U Oregon)
Jeanine Shepherd (UWash)
- 14.6 Holly Foster (NYHS)
Norma Pyle (OCE)
- 14.7 Stacy Allen (LaHS)
S. Buffington (NI)
- Pam Ashe (U Redlands)
Leslie Jolivet (TS)
Darla Pereboom (UWash)
Susan White (UMd)
- 14.8 Davis
- 14.9 Cindy Cummings (SPC)

100mH (Wind-aided)

- 13.15 Patty Van Wolvelaere (USC)
- 13.21 Deby LaPlante (DCStri)
- 13.37 Modupe Oshikoya (UCLA)
- 13.75 Mary Smith (Texas SU)

400 Meters Hurdles

- 56.61 Mary Ayers (PV)
- 56.86 Debbie Esser (Iowa St)
- 57.90 Sandra Levinski (TWU)
- 58.90 Sandra Farmer (Flash)
- 59.16 June Smith (DC Str)
- 59.62 Clydine Crowder (LATC)
- 59.66 Arthurene Gainer (PV)
- 59.80 Edna Brown (KKeystone)
- Teri Wierson (PortTC)
- 59.90 Jodi Anderson (PremTC)
- 59.97 Nancy Robinson (Falm)
- 60.00 Collette Winlock (CSHay)
- 60.12 Stephanie Vega (Atoms)
- 60.14 Debbie Vetter (BRTC)
- 60.31 Sheila Hamilton (CSNor)
- 60.50 Marilyn Carlson (CMSU)
- 60.60 Sonja Henderson (Flash)
- 60.80 Debra Melrose (PV)
- Lorraine Tumblings (Atoms)
- 61.20 Lotta Maimstrom (TxAI) *
- 61.52 Michelle Hawthorne (BEB)
- 61.67 Susan White (U Md)
- 61.68 Carla Heintz (FVT)
- 61.90 Mary Kelly (FISU) *
- 62.00 Penny Fales (CenJerTC)
- 62.12 Jeanine Shepherd (CNW)
- 62.28 L. Hildenbrandt (SOSU)
- 62.50 Pam Baker (U Nb)
- Mary Shirk (SHU)
- 62.56 Kathy Murphy (UCLA)
- 62.75 Elaine Carr (MISC)
- 62.95 Alison Reed (LATC)
- 63.20 M. Linsemeyer TxTC)
- 63.41 Patty Cape (CSLB)
- 63.64 Debbie Cuevas (AzPac)
- 63.70 Anna Biller (USC)
- 64.00 Cecelia Branch (UNLV) *
- Snyder (UCD)
- Amber Souza (WS)
- 64.03 Tonetta Rumph (Atoms)
- 64.07 Candy Ross (BEB)
- 64.17 Debbie Halladay (Falm)
- 64.18 Debbie Romsek (BGSU)
- 64.27 Sandy Nichaus (CS)
- 64.30 Georgine Rose (Ore)
- 64.30 Janice Lester (UCLA)
- 64.60 Janis Rupe (KsSU)
- 64.94 Cathy Hohmann (C Year)
- 65.00 Dolores Lee Render (UNLV)
- 65.02 Alberta Martin (PremTC)

- 2:37:57 Kim Merritt (UWPk)
- 2:43:10 Miki Gorman (SFVTC)
- 2:45:32 Julie Brown (LATC)
- 2:46:23 Diane Barrett (CaHS)
- 2:46:34 Leal Reinhart (SFVTC)
- 2:46:54 Sue Kinsey (LATC)
- 2:47:20 Patricia LaTora (LibAC)
- 2:48:07 Cindy Dalrymple (HTC)
- 2:48:34 Gayle Barron (AtTC)
- 2:50:22 Nina Kuscsik (GNyAA)
- 2:50:34 Kathy Jewell (Un)
- 2:50:40 Judy Leydig (WVTC)
- 2:50:47 DD Doolittle (Tx)
- 2:50:48 Jill Hanson (U Mn)
- 2:51:13 Lisa Lorrain (AtTC)
- 2:51:15 Joan Ulyot (WVTC)
- 2:51:21 Marilyn Bevans (U Md)
- 2:52:06 Tena Anex (UCD)
- 2:52:32 Lauri Pedrinan (Un)
- 2:52:37 Phyllis Hines (Un)
- 2:53:07 D. Anderson (HTC)
- 2:53:14 Vickie Bray (SJC)
- 2:53:38 Sue Peterson (Lompoc)
- 2:54:34 Lisa Matovcik (Un)
- 2:55:12 Anita Ayers (IowaSt)
- 2:55:24 Penny DeMoss (WVTC)
- 2:55:33 Karen LcKeachie (Mich)
- 2:55:34 Irene Griffith (WaHS)
- 2:55:35 June Killion (NY)
- 2:55:40 June Chun (Hawaii)
- 2:56:40 Marie Albert (RRR)
- 2:56:55 Mary Pugh (Un)
- 2:57:23 Gabriele Anderson (Id)
- 2:57:41 Mary Burns (Un)
- 2:57:44 Gillian Adams (Pa)
- 2:57:48 Jane Arenz (TCTC)
- 2:58:01 Jullie Mullin (ore)
- 2:58:03 Mary Bange (Wisc)
- 2:58:06 Sue Krenn (SDTC)
- 2:58:14 Black (Utah)
- 2:58:14 Nicky Hobson (Un)
- 2:58:28 Judy Milke (SFVTC)
- 2:58:41 Jennifer Tuthill (LibAC)
- 2:58:47 Martha Cooksey (Cal)
- 2:58:50 Louise Adamson (Un)
- 2:58:52 B. Paterson (Ca)
- 2:58:53 Cheryl Flanagan (Mich)
- 2:58:54 Ann Forshee (Mich)
- 2:59:33 L. Christian (Ar)
- 2:59:39 E. Mendonca (Mass)
- 2:59:43 Jean Ohly (Ill)
- 2:59:53 Susan Rossiter (Un)
- One Mile Walk
- 7:39.1 Lisa Metheny (RRR)
- 7:40.8 Sally McPherson (WVTC)
- 7:43.4 Tracy Trisco (BA)
- 7:47.4 Jill Steiner (RRR)
- 7:52.6 Joyce Brodock (RRR)
- 7:53.4 Linda Bottik (RRR)
- 7:54.9 Jessica Waskow (RRR)
- 7:55.0 Chris Ramirez (SBStr)
- 7:56.6 Liz Dufour (Az)
- 8:01.8 Vicki Cook (RRR)
- 8:02.8 Sharlene McGinley (SBS)
- 8:06.2 Shelly Quintana (BA)
- 8:08.4 Lynn Holmbeck (PUSA)
- 8:10.7 Samantha Rodella (10/11)
- 8:13.3 Becky Villalvazzo (RRR)
- 8:13.7 Sandy Pollack (SctTC)
- 8:14.9 Andrea Johnson (RRR)
- 8:17.6 Helen Hearne (Fla)
- 8:18.6 Barbara Burd (Pa)
- 8:20.4 Kathy Kiernan (BA)
- 8:24.4 Tricia Moore (Buck)
- 8:27.8 Julie Partridge (Id)
- 8:30.5 Patti Sobanko (Fla)



Ruth Caldwell (Citrus) Johnson photo

3,000 Meters Walk

- 14:50.97 Susan Liers (Island)
- 15:04.13 Tracy Trisco (BATC)
- 15:19.53 Joyce Brodock (RRR)
- 15:28.43 Eileen Smith (NYPAL)
- 15:34.40 Jessica Waskow (RRR)
- 15:39.28 Linda Bottlik (RRR)
- 15:41.40 Jill Stiener (RRR)
- 15:45.13 Chris Sakelarios (RCF)
- 15:49.60 Lisa Metheny (RRR)
- 16:05.70 Laura Spencer (CY)
- 16:07.20 Liz Dufour (ATC)
- 16:21.60 Mary Beth Lange (Isl)
- 16:25.30 Lynn Holmbeck (P-USA)
- 16:33.49 Julia Partridge (un)
- 16:37.89 Amy Spangler (ArrowTC)
- 17:09.53 Sharlene McGinley (SBS)
- 17:24.20 Becky Villa Evazo (RRR)

5,000 Meters Walk

- 25:53.00 Sue Brodock (RRR)
- 25:30.90 Susan Liers (ITC)
- 26:01.10 Joyce Brodock (RRR)
- 26:12.00 Tracy Trisco (BATC)
- 26:15.00 Linda Bottlik (RRR)
- 26:18.40 Sally McPerson (WVTC)
- 26:39.70 C. Sakelarios (RCFly)
- 26:49.80 Jill Steiner (RRR)
- 27:12.20 Sandra Brisco (Stanford)
- 27:12.70 Mary Beth Lange (ITC)
- 27:56.20 Cindy Vaughn (RCFly)
- 27:57.30 Laura Spencer (CY)
- 28:07.20 Shelley Quintana (BATC)
- 28:31.70 Jane Janousek (un)
- 28:34.40 Amy Spangler (ArrowTC)
- 28:54.40 Paula K. Mori (UCLA)
- 29:01.10 Vicki Jones (UCLA)
- 29:16.40 Nancy Ann Foster (UCLA)
- 29:22.50 Jessica Waskow (RRR)

10,000 Meters Walk

- 51:00.10 Sue Brodock (RRR)
- 51:51.00 Susan Liers (ITC)
- 54:10.20 Sally McPerson (WVTC)
- 54:29.10 Joyce Brodock (RRR)
- 55:51.00 C. Sakelarios (RCFly)
- 56:25.10 Jill Stiener (RRR)
- 57:43.00 Mary Beth Lange (ITC)
- 58:10.00 Sandra Brisco (Stanford)
- 58:12.00 Linda Bottlik (RRR)

High Jump

6' 1½	Louise Ritter (TWU)
6' 1½	Joni Huntley (PCC)
6' 0	Sharon Burrill (TCG)
	Paula Girven (U Md)
5' 11	Sherrie Felton (WaHS)
	Jane Frederick (LATC)
	Maggie Garrison (CNW)
	Cindy Gilbert (UCLA)
	Anne Gilliland (NM HS)
	Theresa Smith (SPac)
	Pam Spencer (SPac)
5' 10½	Joan Brockhaus (SD HS)
5' 10	Tonya Alston (CaHS)
	Andrea Bruce (PV) *
	Sharon Carroll (Ill HS)
	Denise Cornell (SVTC)
	Marilyn Dubbs (KearnSt)
	Colleen Rienstra (NvHS)
5' 9½	Dona Lang (IaSt)
5' 9½	Sally Layman (SpoKiw)
	Dana Collins (ASU)
	Lisa Erpenbeck (CaHS)
	Kari Gossweiler (CaHS)
	Terry Johnson (MiHS)
	Marilyn King (ML)
	Heidi McClimans (WaHS)
	Sue McNeal (CaHS)
	Lisa Plummer (IllHS)
	Chris Remling (UCLA)
	Patsy Walker (FalTC)
	Carina Westover (RE)
	Debra Williams (KyBD)
5' 8½	Julie Cosgrove (FalTC)
5' 8	Jane Anderson (MiHS)
	Cathy Ballard (MiHS)
	Beth Barrow (VaHS)
	Pam Blackburn (CSHay)
	Anne Gale (VaHS)
	Jalene Chase (MdHS)
	Debbie Crawford (MOHS)
	Mary Grinaker (MnHS)
	Dighton (KsHS)
	Val Horan (MnHS)
	Katrena Johnson (PasRs)
	Elizabeth Kolarik (KsHS)
	Chelle McCabe (FlaHS)
	Evonna Meyers (NbHS)
	Lisa Peters (Un)
	Judy Pollion (MSTF)
	Sue Reimer (MiHS)
	Candy Ross (CaHS)
	Chris Shawhan (CaHS)
	Julie Smithers (ShAC)
5' 7+	Inge Christensen (GreTC)
5' 7½	Kaizer (CaHS)
	Liza Nicholson (OreHS)
	Kimberly Preston (OhHS)
5' 7	Kay Barstow (WMIUn)
	Susie Boehrner (CaHS)
	Cathy Cook (CSLB)
	Maureen Decker (BRTC)
	Monique Donithan (VOSTC)
	Pam Farrell (BYU)
	Helena Foxworth (JackSt)
	Sonia Harrigfeld (CaHS)
	Beth Jones (STC)
	Donna Lane (U Iowa)
	Windy Limbaugh (Mer)
	Brenda Little (CSLB)
	Christina Martin (PV)
	Mitzi McMillin (USC)
	Cindy Mitchell (VOSTC)
	Lori Parrish (U Utah)
	Betty Rawlings (ClOr)
	Fern Simon (CSLB)
	Nancy Steiner (KearnSt)
	Beverly Washington (U Ill)

Long Jump

21' 11	Jodi Anderson (PreTC)
21' 8½	Kathy McMillan (TSU)
21' 0½	Shonell Ferguson (UFla) *
20' 8½	Modupe Oshikoya (UCLA) *
20' 6½	Martha Watson (LI)
20' 5	Sheila Pettit (PV)
20' 2½	Sabrina Douglas (FlaHS)
20' 2	Lorraine Ray (UFla)
20' 1½	Jane Frederick (LATC)
20' 1½	Karen Elmore (ML)
	Diane Kummer (U Ill)
19' 11+	Audrey Moore (SIllU)
19' 11½	Anita Lee (MichSt)
19' 11½	Jenny Gorham (KCNS)
19' 11	C.Cheeseborough (TSTC)
19' 10½	Patsy Walker (FalTC)
19' 10½	Sandra Meyers (KsHS)
19' 10	Jenetta Weaver (FlaHS)
19' 9½	Laura Carrol (PaHS)
	Debra Carson (VOSTC)
19' 9½	Linda Cornelius (TxA&M)
19' 9	Lisa Gouridine (PUSA)
	Wright (TxHS)
19' 8	Allison Dotson
	Lisa Huntley (FlaHS)
19' 7½	Marilyn King (ML)
19' 7½	Brenda Johnson (LVStr)
19' 6½	Kennedy (CaHS)
19' 5-	Leslie Scott (CaHS)
	Roxanne Keating (VOSTC)
19' 5½	Gwen Loud (LAM)
19' 5	Debbie Adams (WaHS)
	Sherron Walker (Un)
19' 4½	Mary Ayers (PV)
19' 4	Robin Jackson (SLJets)
19' 3½	Debbie Wilford (CaHS)
19' 2+	Veronica Bell (SCC)
	Dorothea Gaffney (CaHS)
	Jackie Mays (TxHS)
19' 2½	Amy Davis (U Houston)
	Susan SeEVERS (FlaHS)
	Sittenauer (KsHS)
19' 2	Christel Brown (Grace)
	Giulia Monteforte (CSN) *
19' 1+	Kathy Haynes (CaHS)
	Karen Holmes (TxHS)
19' 1½	Joni Huntley (PCC)
	Pat Johnson (C Zeph)
19' 1½	Jewell Lovelady (CaHS)
19' 1	Vicki Betts (CSLA)
	Eunice Golden (FlaHS)
19' 0½	Carolyn Digby (OreHS)
	Cindy Tett (MiHS)
19' 0	Sandy Crabtree
18' 11+	Kim Moran (LATC)
18' 11½	Carrie McLaughlin (CaHS)
	Julie Smithers (Shore)
18' 11	Dana Collins (ASU)
	Roxanne Wright (CaHS)
18' 10½	Juanita Alston (Cav)
	Teri Seippel (EKy)
18' 10	Myrtle Chooce (OhHS)
	Gigi Hurley (ML)
18' 9½	Sandi Lambert (TxA&M)
18' 9	Kerry Zwart (LATC)
18' 8	Charlotte Lewis (IllSt)
	Tracie McMurray (SCC)
18' 7+	Tonie Jones (DeSt)
18' 7½	Judy Pollion (MS TF)
18' 6-	Gwen Bilslend (KearSt)
	Patty Knighton (Penn)
18' 6½	Mary Harrington (ColSt)
	Lorraine Ray (U Fla)
20' 6+	Karen Elmore (ML)
20' 1-	Gwen Loud (LAM)
19' 10	

Wind-aided

20' 6+	Lorraine Ray (U Fla)
20' 1-	Karen Elmore (ML)
19' 10	Gwen Loud (LAM)

Shot Put

(+3/4)

54' 1½	Maren Seidler (MDYF)
51' 5½	Lynne Winbigler (UOre)
51' 2½	Kathy Devine (EmpSt)
51' 0½	Jane Frederick (LANTC)
50' 4	Emily Dole (CSLB)
49' 8½	Deanna Patrick (MorSt)
49' 1	Mary Jacobson (OrTC)
48' 11½	Christy Tumberger (KsSt)
48' 7½	Marcia Mecklenburg (SP)
48' 6½	Caryl Van Pelt (UWa)
	Susan Ray (BlueAn)
47' 6	Lorna Griffin (SPac)
47' 3½	Denise Wood (Un)
46' 9+	Jane Pearce (CMSt)
46' 9½	Branwen Smith (SprClg) *
46' 8	Jill Stenwall (KernSt)
46' 0+	Melody Rose (CSLA)
45' 9	Jane Haist (UTn) *
45' 8½	Linda Langford (ML)
45' 2½	Kerry Zwart (LANTC)
45' 1	Linda Long (KsSt)
44' 11½	Pam Porter (SDakSt)
44' 11	Dana Collins (VOSTC)
44' 10½	Vickie Smith (FlaSt)
44' 9½	Julie Cabrillo (Linfld)
44' 6	Susan Thornton (M-STF)
44' 3½	Kelly Curran (ColGd)
44' 2½	Geneva Pla (JackSt)
44' 1½	Nancey Jenkins (Buckeye)
44' 0½	Olga Aranda (TWU)
43' 8+	Helene Connell (USA Jr)
43' 5½	Kathy Kutcha (SVTC)
43' 1½	Cindy Kiser (U Mo)
43' 1	Julie Flynn (PasCC)
43' 0+	Joan Fagerness (ManKSU)
43' 0½	Pam Dahnke (InSU)
42' 11	Donna Larsen (WhClg)
42' 8½	Mary Ann Johnson (WIlU)
42' 8½	Iris Tipton (TxA&M)
42' 7½	Jennifer Wagstaff (UC)
42' 6½	Rhonda Keichler (NColU)
42' 4	Becky Daniel (OrCst)
41' 11	Heidi Kauti (UCLA)
41' 10½	Kendis Warren (LAM)
41' 9	Fran Hoogerstraat (PrSt)
41' 7+	Deb Raddatz (UnB)
41' 7½	Sharon Upshaw (Drake)
41' 7½	Patty Montgomery (UTSU)
41' 3½	Lisa Vogelsang (UCLA)
41' 2½	Anne Okonek (UWis)
41' 3+	Sandy Huntley (OreHS)
41' 1+	Gina Piatt (WPTC)
41' 1½	Cynthia Young (Un)
41' 1½	Kim Travers (FISU)
40' 11+	Terri Grudzinskes (LANTC)
	Karen Stampfli (CalHS)
40' 11	Lisa Morse (IaSt)
40' 10½	Cathy Sulinski (CSHay)
40' 8	Sharon Redvict (NJ HS)
40' 7½	Debbie Och (grnTC)
40' 7½	Sally Newberry (U Mt)
40' 7	Trimble (CSDavis)
	Maggie Bonn (U Ore)
40' 1	Jackie Henry (ChTC)
40' 0½	Nickerson
40' 0	Stacia Miles (McPh)
	Debbie Holliday (FVTim)
	Susan Ray (BA)
47' 11	Kelly Curran (ColGd)
47' 0½	Cheryl Fisher (FlaHS)
46' 10½	Nancy Jenkins (Buckeye)
46' 10½	Helene Connell (NJ HS)
46' 10	Vicki McGlendon (GaHS)
46' 4½	Janice Stuckey (KsHS)
46' 2½	Jackie Henry (ChTC)
45' 3½	Eleanor Majors (InHS)

Shot Put (8 Pounds)

48' 8	Susan Ray (BA)
47' 11	Kelly Curran (ColGd)
47' 0½	Cheryl Fisher (FlaHS)
46' 10½	Nancy Jenkins (Buckeye)
46' 10½	Helene Connell (NJ HS)
46' 10	Vicki McGlendon (GaHS)
46' 4½	Janice Stuckey (KsHS)
46' 2½	Jackie Henry (ChTC)
45' 3½	Eleanor Majors (InHS)

1977 U.S. LIST (Cont.)

Discus

198-8 Jane Haist (UTn) *
 187-2/AR Lynne Winbigler (OrTC)
 180-8 Jan Svendsen (Quest)
 173-6 Lisa Vogelsang (UCLA)
 171-10 Monette Branson (LANaTC)
 171-5 Lorna Griffin (SPac)
 170-4 Linda Langford (MLions)
 169-2 Helene Connell (AltCC)
 168-3 Karen Marshall (CSUN)
 166-2 Denise Wood (Unat)

165-11 Julie Hansen (SPac)
 161-5 Linda Montgomery (SWTx)
 159-0 Julie Cart (ASU)
 158-10 Cindy Pottle (CWaSU)
 155-6 Christi Pyle (LANaTC)
 153-11 Marcia Mecklenburg (Falc)
 153-3 Lucy Neiman (TWU)
 152-9 Kathy Devine (EmpSU)
 152-7 Caryl Van Pelt (UWa)
 151-0 Robin Hurby (NbHS)

150-5 Carol Finsrud (FVyTim)
 149-11 Fran Hoogestraat (PrStr)
 147-10 Mary Stevenson (UOR)
 146-10 Vicki Lee Cobern (TxHS)
 146-0 Sue Kobza (NbHS)
 145-10 Jean Nelson (OrHS)
 145-1½ Linda Long (KsSU)
 144-1½ Christ Tumberger (KsSU)
 144-1 Kathy Picknell
 Leslie Deniz (PCPacers)

143-10½ Lisa Morse (IAStU)
 143-9 Emily Dole (CSULB)
 143-5 Karen Stampfli (LassTC)
 142-7 Leslie Hoerner (LInt'l)
 142-1 Jackie Gordon (UFL)
 142-0 Laura Messner (WiHS)
 141-10 Brenda Denny (CoGold)
 141-3 Susan Springer (SVyTC)
 141-1 Dana Olson (TxHS)
 141-0 Paula Evans (NbHS)

140-10 Margaret Fox (CoGold)
 140-8 Donna Lake (MdHS)
 140-7 Deanna Patrick (KyBD)
 140-3 Becky McGranahan (KsHS)
 140-2 Cheryl Voight (WiHS)
 139-7 Pia Iacovo (Unat)
 139-4 Anna Maria Lopez (OrHS)
 138-8 Branwen Smith (SprColl) *
 138-6 Janice Stucky (KsHS)
 138-0 Cherly Fisher (FHS)
 138-0 Gina Piatt (WPennTC)
 137-10 Brenda Denny (CoGold)
 Heidi Kauti (UCLA)
 Cindy Banks (SBCC)

137-9 Syd Brown (CSLA)
 137-3 Kaylor (CoHS)
 136-11 Janet Koehn (KsHS)
 136-5 Leslie Deniz (PCPacers)
 Jennifer Wagstaff (UCA)
 136-2 Jill Ridenour (CaHS)

136-0 Peri Radevic (PaHS)
 135-7 Mary Rush (VaHS)
 135-6 Bonnis Dasse (CaHS)
 135-5 Laurie Dresser (WaHS)
 Debbie Williams (OhHS)
 135-4 Lori Lacombe (MoreSt)
 135-2 Karen Wilson (NbHS)

Javelin Throw

227' 5 WR Kate Schmidt (PCC)
 197' 9 Karin Smith (UCLA)
 195' 1 Cathy Sulinski (CSHay)
 192' 5 Lynn Cannon (ML)
 191' 2 Sherry Calvert (LI)

175' 3 Connie Gassen (CSN)
 170' 1 Celeste Wilkinson (ASU)
 163' 3 Kerj Camarigg (Shore)
 162' 2 Sonja Bennett (FalTC)
 159' 4 Sue Banta (GFOX)

155' 7 Chris Hunt (FAA)
 155' 6 Marilyn White (VOSTC)
 155' 2 Jeanne Eggert (WaHS)
 154' 7 Renee Lambrecht (OreCE)
 154' 1 Lisa VanBenthem (CaHS)
 152' 11 Charm Bishop (SCC)
 151' 9 Kitzi Hall (OreHS)
 151' 2 Jackie Nelson (BA)
 150' 11 Cathy Corr (LI)
 150' 0 Terri Grudzinskes (LATC)

Sue Visconage (SillUn)
 Barb Moro (BA)
 149' 4 Lorna Brandt (CSChi)
 148' 3 Jill Hirschinger (UtSt)
 145' 3 Melanie Johnson (SCC)
 144' 8 Kim Blakeslee (IaSt)
 143' 7 Jennifer Chapman (WaHS)
 142' 11 Kerry Cervas (OreHS)
 141' 9 Debbie Dibb (TmWest)
 141' 2 Jenny Stary (PomClg)

240' 11 Lori Jepson (USC)
 140' 7 Maria Huff (PaHS)
 140' 4 Cindy Browning (WaHS)
 139' 9 Lorelei VanBenthem (SDCgrs)
 139' 8 Kathy Flores (E Str)
 139' 0 Cindy Layton (OreHS)
 138' 11 Carmen Scherick (Pitt)
 138' 7 Pat Brown U Wa)
 Carol Kuzmak (WaHS)
 138' 6 Julie Reimer (W Wa Un)

138' 2 Judy Madea (NJ HS)
 137' 11 Janeen Del'Acqua (CSSD)
 137' 5 Lynn Gilmour (NJ HS)
 Raedean Rona (PUSA)
 137' 1 Charlotte Lewis (IllSt)
 136' 6 Theibault (NJ HS)
 136' 2 Deanna Carr (WaHS)
 Regina Steele (USC)
 135' 9 Sally Harmon (OreHS)
 135' 8 Barb Chitovas (Sarnia)

135' 6 Deena Bernstein (BA)
 Pam Lorenson (WaHS)
 135' 2 Marie Geisler (NJ HS)
 135' 0 Linda Serry (OreHS)
 134' 10 Jodi Jarrett (E Str)
 134' 9 Donna O'Carroll (Rutg)
 134' 4 Parizo (VenCC)
 133' 6 Donna Hollingworth (QCC)
 Debbie Williams (LECom)

Pentathlon

4625 Jane Frederick (LANaTC)
 4112 Patsy Walker (FTC)
 4092 Dana Collins (ASU)
 4012 Judy Fontaine (AGAA)
 3990 Linda Cornelius (Tx&M)
 3950 Teri Seippel (EKy)
 3865 Kerry Zwart (CaHS)
 3815 Giulia Monteforte (CSUN) *
 3808 Denise Cornell (SVyTC)
 3771 Heidi Hertz (UFL)

3768 Nancy Malloy (CoSU)
 3761 Cundie Cummings (SPac)
 3755 Tonya Alston (UCA)
 3747 Mitzi McMillin (USC)
 3743 Ann Crump (UNLV) *
 3692 Juanita Alston (MdHS)
 3689 Lori West (UCo)
 3613 Jackie Joyner (Ill)
 3564 Beverly Fuller (Ks)
 3548 Mary Harrington (CoSU)

3535 Roxanne Keating (VOS)
 3496 Norma Pyle (OrCE)
 3495 Dona Morse (IAStU)
 3456 Jenny Stary (PPit)
 3419 Lana Zimmerman (CC)
 3402 Debbie Thurston (Ill)
 3384 Dena Speir (Ga)
 3378 Jeanne Suellentrop (McPH)
 3352 Susan Burrus (Wa)
 3335 Doris Piekielek (UMO)

3314 Carolyn Zeller (CaHS)
 3308 Shelly Duran (Ks)
 3303 Becky Deetz (ISU)
 3298 Kristi Miller (SPac)
 3296 Maggie Root (Mo)
 3295 Brenda Bruce (USC)
 3269 Tracie Ranf (OCE)
 3248 Kris Sorrenson (CaHS)
 3248 Deborah Oden (UKy)
 3247 Kathy Koenig (MdHS)

3244 Brenda Allwine (Wa)
 3236 Judy Sheets (Ball)
 3231 Janet Lynch (UVT)
 3212 Judy Becker (Ks)
 3201 Vicky Peterson (UMn)

4x100m/4x110y Relay

43.53 US Senior Team
 45.02 Tennessee State
 45.14 US Junior Team
 45.38 Tennessee State TC
 45.58 IA Mercettes
 45.60 UN Las Vegas
 45.64 DC Striders
 45.64 Prairie View A&M
 45.80 CS Los Angeles
 45.83 IA Naturite TC
 45.86 Texas Southern U
 46.04 Arizona State U
 46.14 Crawford HS (CA)
 46.24 Jackson State U
 46.27 Millbrae Lions
 46.34 Texas Woman's U
 46.42 Centennial HS (CA)
 46.42 Harrisburg HS (Pa)
 46.49 pioneer AC
 46.50 premier TC
 46.68 Calavettes
 46.72 Memphis-Shelby TF
 46.90 Motor City TC
 46.90 U Oregon
 46.94 Alcorn State
 47.00 Compton College
 47.15 USC
 47.15 Graceland College
 47.20 Region 6, Jr. Oly
 47.20 S. Jersey TC

47.21 West Suburban TC
 47.23 Indy Chevettes
 47.25 Region 2, Jr. Oly
 47.30 Lakewood International
 47.31 Region 8, Jr. Oly
 47.43 Region 12, Jr. Oly
 47.50 Region 1, Jr. Oly
 47.54 Rrgion 4, Jr. Oly
 47.58 U Tennessee
 47.60 Iowa State U

47.86 NY PAL
 47.88 Morse HS (CA)
 47.90 Westchester HS (CA)
 47.91 Morgan State U
 47.91 U Nebraska
 47.97 CS Long Beach
 48.00 Edison HS (CA)
 48.00 Locke HS (CA)
 48.01 U Wisconsin
 48.03 Seattle Pacific

4x100m/4x110y Relay Cont.

48.06	Central Jersey TC
48.07	UCLA
48.10	CS Hayward
48.20	Long Beach Comets
48.23	Wichita State
48.29	Silver Creek HS (CA)
48.30	U Illinois/Chi Circle
48.30	Western Kentucky U
48.31	Chicago Zephyrs
48.40	CS Bakersfield
48.42	Temple U
48.43	Penn State
48.47	Federal City College
48.62	Kansas State U
48.64	SC Cheetahs
48.70	Northwestern HS (Md)
48.77	Berkeley East Bay TC
48.90	Club East
48.90	U Redlands

3:52.40	SC Cheetahs
3:53.00	Club East
3:53.10	South Jersey TC
3:53.19	NO Superdames
3:53.60	Crawford HS, Ca
3:54.00	Coolidge HS, DC
3:54.10	The Colorado Gold
3:54.33	Berkeley East Bay TC
3:54.40	North HS, Ca
3:55.00	Rolling Hills HS, Ca
3:55.30	Santa Barbara HS, Ca
3:55.50	Un Maryland
3:55.60	Blue Angels
3:56.30	Arizona State
3:56.90	Un Washington
3:57.30	Miller Jr HS, DC
3:58.90	Mayor Hatcher YF
3:59.00	Woodson HS, Va

4x200m/4x220y Relay

1:37.60	Motor City TC
1:39.30	In State TC
1:39.40	E. Hills HS (Tx)
1:39.50	Northwestern HS (Fl)
1:41.61	Texas Southern U
1:41.63	LA Naturite TC
1:42.18	LA Mercuresses
1:43.30	Miller Jr HS (DC)
1:43.80	Bladensburg HS (Md)
1:43.85	Pioneer AC
1:44.20	U Washington
1:44.40	Ft Hunt HS (Va)
1:44.40	Lakewood Int.
1:44.50	Parkdale HS (Md)
1:44.94	Premier TC
1:45.00	CS Bakersfield
1:45.38	Alcorn State U
1:45.40	Kansas State U
1:50.10	Freeman AC

4x880/4x800 Relay

8:41.46	LA Naturite TC
8:41.98	UCLA
8:48.85	Iowa State
8:50.76	Un Oregon
8:51.34	Un Tennessee
8:52.80	Liberty AC
8:54.36	Penn State
8:54.78	Cal State Northridge
8:55.99	San Jose Cindergals
8:58.83	Blue Angels
9:00.42	Metroplex Striders
9:02.26	Florida State
9:03.56	Un Illinois
9:08.43	Un Wisconsin
9:10.50	Klub Keystone
9:11.43	Falmouth TC
9:12.05	Kearney State
9:14.38	Un Nebraska
9:15.56	Bowling Green
9:17.20	Motor City TC

4x400/4x440 Relay

3:31.90	US Senior Team
3:36.70	Prairie View A&M
3:37.31	Atoms TC
3:37.70	DC Striders
3:39.38	Colorado Flyers
3:39.59	US Junior Team
3:40.10	UCLA
3:41.00	Cal State LA
3:41.97	LA Mercuresses
	Texas Southern
3:42.20	Iowa State
3:42.35	New York PAL
3:44.10	US International Team
3:44.60	Motor City TC
3:44.70	Klub Keystone
3:44.80	Texas Women's Un
3:45.10	Cavalette TC
3:46.80	Michigan State
	CS Northridge
	Oregon TC
3:46.97	Un Oregon
3:47.30	Un Houston
3:47.39	Kearney State
3:48.60	Morgan State
3:48.70	Memphis/Shelby TF
3:49.30	Premier TC
3:49.60	San Jose Cindergals
3:50.20	Flashettes
3:50.60	UN Las Vegas
3:50.65	LA Naturite TC

9:17.60	DC CYO
9:20.41	Seattle Pacific
9:22.60	Texas A&M
9:30.60	Atoms TC
9:32.60	Santa Barbara HS, Ca
9:33.00	Rialto Road Runners
9:33.67	UC Berkeley
9:36.00	UC Santa Barbara
9:36.10	Memphis/Shelby TF
9:41.10	Coolidge HS, DC
9:43.00	Braddock HS, Va
	Springfield College
9:44.40	Un Redlands
9:44.90	Un Missouri
9:45.00	Rolling Hills HS, Ca
9:55.50	Claremont HS, Ca
9:56.10	Crescenta Valley HS, Ca

Distance Medley Relay

11:54.1	LA Naturite TC
12:16.6	Blue Angels
12:20.6	Santa Barbara HS, Ca
12:36.5	Coolidge HS, DC
12:39.7	CS Bakersfield
12:42.5	CS Long Beach
12:42.9	Oxon Hills HS, Md
12:44.6	Rolling Hills HS, Ca
12:45.0	Woodbridge HS, Va
12:46.9	TC Williams HS, Va
12:47.0	BCC, Md
12:47.9	Bakersfield HS, Ca
12:50.1	Motor City TC
12:50.3	Crossland HS, Md
12:53.2	Burroughs HS, Ca

3:51.63	Seattle Pacific
3:51.80	Un Tennessee
3:52.10	Locke HS, Ca
3:52.30	CS Bakersfield

SOME GOOD REASONS WHY TOP WOMEN ATHLETES SWEAR BY



BEE POLLEN from England

1. It pushes up training levels enabling more work to be done, more skills to be acquired.
2. Aids in quick recovery from hard workouts.
3. Contains every vitamin and mineral the human body is composed of including Vitamins C, E, B-12, Calcium and Iron. Plus complete protein and carbohydrates, "Synergistic Action".
4. It is an "energizer" that is 100% natural and is the most nutritious food in the world.

FREE

Send for the incredible story of how Bee Pollen from England has helped the performances of athletes

PRICES

□ 30's — \$4.95 □ 90's — \$9.95

Special "Athletes Packs"

□ 200's — \$14.95 □ 600's — \$35.95

Send check or money order plus 25c postage and handling to
Pollen

139-B Plymouth Ave. Oreland, PA. 19075

NAME _____

ADDRESS _____

CITY _____

STATE _____ ZIP _____

1977 U.S. LIST (Cont.)

880y/800m Medley Relay

1:39.55	UCLA
	Cal State LA
1:41.63	LA Naturite TC
1:41.80	UN Las Vegas
1:42.20	LA Mercuresses
1:42.92	Prairie View A&M
1:43.29	Morgan State
1:43.55	Texas Women's Un
1:43.6	Premier TC
1:43.77	Memphis/Shelby TC
1:43.80	Stephen F. Austin Un
1:43.90	Pioneer AC
1:44.52	Penn State
1:44.80	Mayor Hatcher YF
1:44.90	CS Bakersfield
1:44.98	Chicago Zephyrs
1:45.13	CS Hayward
1:45.33	Michigan State
1:45.40	Warwick HS, Va
1:45.44	Un Wisconsin
1:45.60	Iowa State
1:45.90	Arizona State
1:46.29	Patriots-USA
1:46.50	B. H.
1:46.56	Metroplex Striders
1:46.60	Un Oregon
1:47.0	Ft. Hunt HS, Va
1:47.20	Crenshaw HS, Ca
	Graceland College
1:47.60	SC Cheetahs
1:47.90	Lakewood International
1:47.92	Un California
1:48.40	Pomona HS, Ca
1:48.53	Valley of the Sun TC
1:48.60	Blue Angels
1:48.70	Un Redlands
1:48.80	Fremont HS, LA, Ca
	Muir HS, Ca
1:49.00	Bladensburg HS, Md
1:49.30	Berkeley East Bay TC
1:49.50	F. C. C.
1:50.00	Miller Jr HS, DC
1:50.90	Albuquerque TC, NM
	Atoms TC

ALL THIS
IN ONE AMAZING
PACKAGE!



THE CASIO TIME COMP

HANDY SIZE
Just 1" x 2½" x 5½"
5.2 ounces

Only \$49.95

- **Stopwatch** Cumulative (total) split-timing, plus time-out capacity for game timing. 1/10th sec. Times to 9 hrs., 59 min., 59.9 sec. Bright blue display readable in bright sunlight when shaded.
- **Calculator** Add, subtract, multiply, divide to 8 digits. Floating decimal. Constants, squares, powers, reciprocals. Time and date calculations, etc.
- **Clock** Shows date, day, time of day, a.m. or p.m. Always visible when on AC: visible with push of button when on batteries.
- **Alarm** Set four different times at once, each with different signal. Will repeat daily without reactivating, if desired.

The Casio Time Comp is \$15 less than any other stopwatch offering the same functions! For less money you get all the functions and versatility of other stopwatches, plus a calculator, clock and alarm—and more—in one amazing package. One-year manufacturer's warranty.

Handy size. Small enough to carry in your shirt pocket. Just 5.2 ounces. Only 1" x 2½" x 5½", about the same overall size of other stopwatches. Smartly styled for desk use too.

Battery operated. Or use with optional A.C. adaptor (\$5.00) for plug-in, continuous operation.

Unique time and date calculations. Special time key calculates any hours, minutes, seconds calculations needed, without cumbersome conversions. Date calculator figures numbers of days between any two dates from 1901 through 2099, and indicates day of week for any date within that period.

Price \$49.95. Add \$2.00 for shipping and insurance. California residents add 6% sales tax (6½% for Santa Clara County residents). BankAmericard or Master Charge orders accepted by phone or mail.

A great buy.

WOMEN'S TRACK WORLD P.O. BOX 886 MENTONE, CA 92359

**MOSCOW '80
OLYMPIC
LAPEL
PINS**



ACTUAL SIZE
GOLD TONE

\$1.50
postage paid for the first pin.
Each additional pin is 75¢ postage paid.

WOMEN'S TRACK WORLD
P.O. BOX 886
MENTONE, CA 92359

HIGH SCHOOL TRACK

by RICH EDE

It's state meets time again and, as usual, California and Texas seem to have a bunch of spectacular results. Since we have only partial results from the Lone Star state, we'll save those for the next issue and give you those states we have received in full:

CALIFORNIA: June 3, Bakersfield--Susie Meek (Palos Verdes) ran 4:49.7 and 10:23.6 (mile and two mile) but came home with no gold as Livermore's Cheri Williams blistered 4:45.0/10:17.7 to highlight this meet. Starting from the second row in California's "draw for position" system, Williams, the national leader at 10:09.8, worked her way through the pack and caught Meek at the 220 mark. The race was strictly three way with 1977 champ Roxanne Bier (Independence/San Jose) for the first mile, and two-way from there until the middle of the seventh lap when Williams ran away with it. The mile was nearly a repeat of the final mile of the longer race.

Kelia Bolton (Hill/San Jose) won both sprints to lead her team to the team title (10.92/23.99) after the draw had placed five of the top six sprinters in the same heat of the 100. Freida Cobbs (Berkeley) did not qualify for the final with a 10.97. Pam Marshall (Jordan/Long Beach) was second in the furlong (24.05).

In the hurdles, Kris Costello demolished the "national record" (although California runs international spacing, not Federation) with a 13.83 ahead of Kim Costello (El Camino/South San Francisco). Ann Regan (Camden/San Jose) ran essentially all alone to defend her 880 title in 2:08.0.

In the field, Carlsbad sophomore Sue McNeal annexed the title and record in the high jump at 5'10 $\frac{3}{4}$ ". Recalling her "too much time" miss in 1977, she wasted no time this year, with her only miss coming at 5'8" before failing at 5'11". In the process she defeated Nancy Redican (Simi Valley) who had cleared 5'10 $\frac{1}{2}$ " two weeks earlier, and Tonya Alston (Chico) who had a 5'9" mark. They were fifth and seventh. Anne Erpenbeck (Huntington Beach) was second at 5'9" and Angela Phifer (Independence/San Jose) third at 5'8". Two-time state champ Kari Gosswiller (Upland) sat this one out recovering from an appendectomy she underwent the day after she and Redican cleared 5'10 $\frac{3}{4}$ ".

Christi Pyle (Hoover/Glendale) won the discus with 149'3", far off her nation-leading 158'4" and below Friday's qualifying 154'6".

Other results: 100; 2. Alice Brown (Muir/Pasadena) 10.96, 3. Marshall, 11.00 (10.96h), 4. Elaine Parker (Oceana/Daly City) 11.01 (10.95h), 5. Valarie Brisco (Locke/LA) 11.05 (10.94h), 6. Sharon Ware (Berkeley) 11.13 (11.00h); 220-3. Cobbs, 24.15, 4. Brown-24.22; 440-1. Arlise Emerson (Westminster) 54.3, 2. Gwen Gardner (Crenshaw/LA) 54.94, 3. Kim Law (Santa Ana Valley) 55.96, 4. Brisco-56.47; 880-2. Michelle Bush (Rolling Hills) 2:10.5, 3. Linda Goen (North/Bakersfield) 2:10.8, 4. Staci Kneeshaw (Foothill/Santa Ana) 2:11.0, 5. Louise Romo (Torrence) 2:11.7, 6. Diane Figliomini (Saratoga) 2:11.9; Mile-3. Goen-4:52.1, 4. Kelly Wells (Quartz Hill) 4:52.3, 4. Suzanne Richter (Chico) 4:52.5, 6. Cheryl Flowers (Valhalla/El Cajon) 4:56.5, 7. Sarah Sweeney (Marin Catholic/Kentfield) 4:57.7, 8. Sharon Hulse (Edison/Huntington Beach) 4:59.4 (4:54.8h); 2 Mile-3. Bier 10:44.1, 4. Pam Bowers (American/Fremont) 10:47.0, 5. Janice Kelley (Hemet) 10:50.4, 6. Laurie Crisp (Downey/Modesto) 10:53.4, 7. Renee Ortiz (Tulare Western) 10:55.3, 8. Irene Crowley (Overfelt/San Jose) 10:56.4, 9. Carol Keller (Helix/La Mesa) 10:59.1; 110yH (international spacing-30")-2. Kim Costello-13.95, 3. Michelle Hawthorne (El Cerrito) 14.03, 4. Lori Smith (Gardena) 14.41, 5. Joyce Scott (Vanden/Travis AFB) 14.44, 6. Angel Kellen (Leland/San Jose) 14.47, 7. Marlene Harmon (Thousand Oaks) 14.48, 8. Dulce Reade (La Mirada) 14.41h, 9. Ceola Bullett (Centennial/Compton)

14.46h; 440R-1. Jordan (LA) 47.14, 2. Hill-47.15, 3. Crenshaw/LA-47.61, 4. Dorsey/LA-47.84, Crawford dropped baton; Mile R-1. Fremont/LA-3:51.3, 2. Crawford/SD-3:52.0, 3. Drake (San Anselmo) 3:54.4, Locke-3:53.5h; LJ-1. Kathy Haynes (Madera) 19'3", 2. Carrie McLaughlin (Davis/Modesto) 19'2", 3. Velma McClain (Pacific/San Bernardino) 19'0 $\frac{3}{4}$ "; SP (8#)-1. Kerry Zwart (Crescenta Valley) 45'11 $\frac{1}{2}$ ", 2. Rosario Ramos (Anaheim) 45'1 $\frac{3}{4}$ ", 3. Sue Springer (Salinas) 44'11 $\frac{1}{4}$ ", 4. Jackie Nelson (Canyon/Anaheim) 44'8 $\frac{1}{2}$ ", 5. Debra Pryor (Holy Names/Oakland) 44'7 $\frac{3}{4}$ "; Disc-2. Springer-141'3" (145'9"q), 3. Linda Read (Alameda) 138'8".

NEW YORK: June 3-Kenmore--There is no scoring by team in this meet (each section forms a team) but Brooklyn Tech athletes grabbed a number of top places. Judy Moody upset Ovrill Marie Dwyer (New Rochelle) in the 440, 56.5 to 57.3, and followed teammate Rodelle Sargeant to the wire in the 880 2:13.3-2:13.5. Tech also won the mile and two mile relays (3:58.1/9:39.8). Lillian Giles (Corcoran/Syracuse) leaped 5'9" ahead of Sue Blake (New Paltz) at 5'7". The section 1 medley relay team (made up of the sectional third placers in the 100-220-440-880) won the mile medley in 4:10.8, and JFK (NYC) won the 440 relay in 48.5. **Other results:** 100y-1. Betty Cantine (JFK) 11.1; 220-Ronni Wilson (Franklin/Rochester) 25.1; 440-3. Sargeant-57.7; Mile-Connie Riegelmann (Cicero) 5:03.2; 2 Mile-1. Eileen Casey (Kingston) 10:43.4, 2. Kim Sharpe (No. Syracuse) 10:53.6, 3. Laura Whitney (Stony Brook) 10:58.0; 100mHH-1. Julie Long (Mt. Vernon) 14.5, 2. Kay Moore (Brooklyn Tech) 14.8, 3. Rochelle Hall (BT) 14.9, 4. Debbie Schmitt (Gloversville) 14.9, 5. Heather Sibson (Niskayuna) 15.0. mile walk-1. Lorna McKinnon (Smithtown) 8:10.4; 880R-New Rochelle-1:43.4; LJ-1. Sylvia Green (Millbrook) 18'5"; SP (8#)-1. Regina Butler (Horseheads) 42'3 $\frac{3}{4}$ "; Disc-1. Elena Gervino (Scarsdale) 143'1", 2. Diane Pugh (Amityville) 134'9".

MONTANA: Missoula-The throws generated most of the fireworks in this four division meet. Judi Kittson (Billings Sr.) set a state record in the shot with a toss of 47'4", ahead of Debbie Holliday (Kalispell-45'8"), Mary Osborne (Billings West-45'6 $\frac{1}{2}$ "), and Carol Halland (BW) 45'2 $\frac{1}{2}$ ". Holliday reversed the process in the discus, setting a state mark of 146'9" over Kittson's 141'10". Osborne (a junior) was third in the discus also but whipped a state record in the javelin at 157'9".

Other results: (all AA unless noted): 100-Shelley Patterson (Hellgate) 11.0; 220-(A) 1. Judith Wildey (Hamilton) 25.0, (AA) Patterson-25.1; 440-Wildey 56.8; 880-Laurie Holm (Sentinel) 2:15.5; Mile-Holm 5:02.9; 80yH-1. Stacy Ferda (Great Falls) 10.4, 2. Lexie Miller (Kalispell) 10.4, 3. Leslie Winslow (Libby) 10.5, 4. Karen Lambrecht (Bill West) 10.5, 5. Sharrie Shelton (Kalispell) 10.5; 110yH-1. Winslow-14.1, 2. Ferda-14.1, 3. Shelton-14.3, 4. Lambrecht-14.4; 440R-1. Flathead-49.4; 880MedR-1. Libby-1:49.8; JT-2. Kellie Stockton (C.M. Russell) 134'6", 3. Sarah Habel (CMR) 131'5"; HJ-(B) Theresa Rider (Manhattan) 5'4"; LJ-(A) Janice Anderson (Malta) 18'8 $\frac{1}{2}$ ".

IDAHO: May 19-20, Moscow--In this three-division meet we have somewhat garbled results due to a reported reluctance on the part of meet management to release results to anyone (including coaches). Double winners were the order of the meet however. Delilah Cavin (Mountain Home) did some good throwing to annex the shot/discus in the A-1 division, 42'2 $\frac{3}{4}$ /139'7". Junior Cindy Brunton (Troy) tripled in the A-3 sprints, 8.80(75)/11.42/25.86, but Kathy Morris (Borah) had the fastest furlong, 25.53.

Other results: (compliments of Bernie Dare): 440(A-1): Kim Ward (Coeur d'Alene) 57.2; 880-

Brenda Falash(Twin Falls) 2:20.1; Mile-Falash-5:19.5; 110yH-Diana Dolezal(Twin Falls)15.02; HJ-Wendy Limbaugh(Moscow)5'7 $\frac{3}{4}$ "; LJ-Ward-18'3"; 440R-Capital-50.07; 880R-Twin Falls-1:44.84; 880MedR-(A-2)Bonners Ferry-1:52.78; MileR-Twin Falls-4:09.9.

NEBRASKA--May 13--North Platte--The Nebraska meet is divided four ways, then the newspapers have a field day with mythical overall scoring and gold medal winners(best overall in each event). Jackie Washington(Omaha Central) copped honors in the 100 and 80yH(11.3/10.6). Julie McEwen(Lincoln) who has several throws over 140 feet this year with a best of 147'0", had to settle for a win with 138'8" in the discus. Pam Klein(Scottsbluff) took the long jump at 19'1 $\frac{1}{2}$ " while Debbie Freeman (Northeast/Lincoln) and Sue Lind(Albion) "tied" in the high jump at 5'8".

Other results: 220-Debbie Freitag(Fremont)25.3; 440-Kathy Kaelin(Ansley)58.1; 880-Candace Moats (Norris)2:20.1; Mile-Theresa Schoonover(Lincoln) 5:19.4; 80yH-2.Cheryl Zajic(Friend) 10.7; 440R-Scottsbluff-50.0; 880R-Omaha Central-1:45.4;MiR-Omaha Northwest-4:01.9; 2MiR-Scottsbluff-10:08.7; SP(8#)-Terri Woods(Northeast/Lincoln)44'5 $\frac{1}{2}$ ", 2-Karen Wilson(Lincoln) and Rhonda McCormick(Wheatland) 43'8 $\frac{1}{2}$ ".

FLORIDA--May 6--Winter Park--Betty Jo Springs(Bayshore/Bradenton) ran to state records in the mile and two mile in the AAA section of the meet(4:59.7/10:46.0), but Sue Overbey(McArthur/Miami) annexed the 880/mile double in the AAAA in 2:14.1/4:50.8 to set the scene for some excellent marks. Susan Seebers(Boone/Orlando) won the long jump(18'8 $\frac{1}{4}$ ") in the absence of Northwestern's Cornelia Jackson who failed to make the final(Jackson has jumped 20'6 $\frac{1}{2}$ " this year).Seebers also claimed the 110yH and ran second in the 330yH!! As usual in Florida, the 880 relays were outstanding.

Other results: 100-(4A)Jackson-11.1, (3A)Brenda Robbins(Dillard)11.1; 220-(4A)Eunice Ashford(So. Dade)25.4, (3A)Delvis Burroughs(?)25.4; 440-1. Lisa Pinckney(Miramar) 55.8, 2. Teresa Barr(Northern)56.5, 3.Pam Rodgers(Norland)57.6, (3A)Debbie Kemp(Bayshore) 56.4; Mile-2.Michelle Dunaway(Clearwater)4:59.3, 3.Gina Bowling(McArthur) 4:59.6; 110yH-2. Joy Shrove(McArthur)14.2, 3. Orena White(Ribault/Jacksonville)14.2, (3A)Tonja Brown(Southeast/Bradenton)14.4; 330yH-Brown-45.4, White-45.7,Seebers-46.0; 440R-Northwestern-49.1; 880R-1.Ribault-1:42.3, 2.Northwestern-1:42.6, 3. Twin Lakes(W.Palm Bch.)1:43.7, (3A)Dillard-1:43.7; 880MedR-Ribault-1:50.0; MileR-Northwestern-4:00.0; HJ-1. Jenneer Pounds(Lakewood/St.Petersburg)5'8"; SP-(3A)Dahalia Roberts(Bartow)44'3 $\frac{3}{4}$ ", (4A)1.Jacquiline Gilley(Robinson/Tampa)43'9" , 2.Gretta Chestnut(Brandon)43'7 $\frac{1}{2}$ ", 3.Sheron Lotmore(No. Miami)43'3 $\frac{3}{4}$ "; LJ-2.Sharon Billie(So. Plantation) 18'8 $\frac{1}{2}$ ", 3.Gwendalin Greene(Pinelas Park)18'8"; DT-1. Angela Fox(McArthur)133'10", 2.Carolyn Ann Gansel(Columbia)130'6".

MISSISSIPPI--May 6--Jackson--Mississippi holds separate public and private school meets, and divides the public schools into four divisions, so comparisons are difficult, but long jumping was definitely the event. In the Class A meet, Cookie Fairley(Stone County) leaped 20'3 $\frac{3}{4}$ ", while in the Class AA meet, Debbie Gibson(South Natchez) went 19'6". Sandra Moore(Lee/Columbus) was the top track eventer as she won the AA 440 in 56.0. Other results: 75:(A)Frances Booth(Bassfield)8.4; 50:(AA)Angela Jones(Lanier), (A)Booth, (BB)Harvella Newsome(Utica) all 5.9; 100:(A)Booth-11.1; 200yR:(AA)Lanier,21.9; 300yR:(AA)Pearl,32.7;HJ-four at 5'0"; BBT:(A)Margaret Barnes(Prentiss) 229'7".

SUBSCRIBE NOW



WOMEN'S TRACK WORLD



\$10⁰⁰ per year

TO: WOMEN'S TRACK WORLD
P.O. BOX 886
MENTONE, CA 92359

THE ONLY PUBLICATION IN
THE WORLD DEVOTED
EXCLUSIVELY TO WOMEN'S
TRACK & FIELD ATHLETICS

Please enter my subscription to **WOMEN'S TRACK WORLD**. I am enclosing \$10.00 for a year of issues. (\$18.00 Air Mail)

NAME _____

26 ADDRESS _____ ZIP _____

Private Schools: 100(AAA)Ross(Indianola)11.4; 220:(AAA)Garlette(Washington)26.1; 440:(AAA)Stricklin(Indianola)62.0; 880:(A)Alexander(Marshall)2:30.5, (AAA)Stricklin,2:30.9; 120yH:(AAA)Porter(Manchester)17.6; 440R:(A)Marshall, 52.9; 880R:(AA)Bayou, 1:47.7; 880MedR:Washington, 1:53.0; MileR:(AA)Bayou,4:09.2; HJ:Noble(Indianola) 5'1"; LJ:(A)Miller(Marshall) 15'9 $\frac{3}{4}$ "; SP:(AAA)Pillow, 35'7"; Disc-(AA)Gray(ACCS)98'6".

Bits 'N Pieces of state meets:
OHIO: Mile: Tomlinson(Fairview/Sherwood)4:49.6, Henderson(Brecksville) 4:54.0; SP:Jenkins(DeSales) 45'2".
TEXAS: 400m:Robin Coleman(Pollard/Beaumont)53.4.

SOME MAJOR INVITATIONALS:

ATLANTA CLASSIC(June 3):Designed as a showcase of high school talent, this meet lived up to its billings. Woodson HS(D.C.) flew to a 3:48.5 mile relay while Washington of Virginia Beach,Va. took the 100/220 in 10.7/24.1. The mile was a Florida affair with Betty Jo Springs(Bayshore/Bradenton) winning over Sue Overbey(McArthur/Hollywood) in 4:52.0/4:54.2.

ARCAPIA INVITATIONAL(April 29): A two-week rain delay took some of the competition out of this meet, converted to meters and run with fully-electronic timing, but Valarie Brisco provided the fireworks with a 100/200/400 triple in 11.57/23.77/53.70 on the extremely slow dirt track. The depth of the meet was, in some respects better than the California state meet.
 Other results: 100:2. Pam Marshall(Jordan/LB)11.78, 3.Gwen Loud(Westchester/LA)11.78; 200: 2.Marshall, 23.82, 3.Loud,24.33; 400: 2.Arlise Emerson(Westminster) 55.6, 3.Freida Cobbs(Berkeley) 55.8; 800: 1.Staci Kneeshaw(Foothill/Santa Ana) 2:14.2, 2. Michelle Bush(Rolling Hills) 2:14.8; 1500:1.Sharon Hulse(Edison/Huntington Beach)4:33.0, 2.Honeywell(Kennedy/Granada Hills)4:33.7, 3.Bush,4:34.9; 3000:1.Susie Meek(Palos Verdes)9:56.5, 2.Lisa Scaduto(Santa Monica)10:11.1, 3. Laurie Crisp (Downey/Modesto)10:11.1; 100mLH:1.Dulce Reade(La Mirada)14.58; 400R:1.Berkeley,47.30, 2.Westchester,47.38, 3. Centennial/Compton 48.18; 1600R: 1. Locke/LA-3:56.7(Brisco-53.4), 2.Santa Ana Valley,3:56.9; DMR(metric):1.Santa Barbara,12:21.0, 2.Palos Verdes, 12:25.5; HJ:1.Ellen Fargo(Crescenta Valley)5'8", 2.Kari Gosswiller(Upland)5'8"; LJ: 1.Loud,20'4 $\frac{3}{4}$ ", 2. Magnolia Files(Dorsey/LA) 19'0"; SP(8#):1.Jackie Nelson(Canyon/Anaheim) 43'3"; DT:1.Christi Pyle(Hoover/Glendale)154'6", 2. Buermann(Bakersfield) 136'10".

COLONIAL RELAYS(Williamsburg,Va--April 8):An open meetwith a high school division, this meet was held in nearly ideal running conditions. Jefferson(Richmond) won a the mile relay in 3:53.8 over Bethel in 3:54.4 to highlight the girls section.
 Other results: 440R:1.Jefferson,48.7;100m: 1. Christa Berryman(Jefferson) 11.9.

WILLAMETTE TRACKFEST(April 29--Willamette,Ore) Following Oregon's lead in converting to meters ahead of the rest of the country, this major meet is divided by school size. Top individual mark is probably Darlene Deshon(Rogue River) with 16.0 in the 100mHH(the standard hurdle event in Ore.).

FALMOUTH INVITATIONAL(Sunday!!!,May 7--Falmouth, Mass): This is one of the first meets to contest the standard international events and remains in the forefront. The open 100mHH was spectacular with Rush of host Falmouth winning in 14.9, followed by Hatch(Newtown North/15.2) and McWilliams (Franklin/15.5). Pia Iacova(Brockton) had an excellent discus series, with three throws over 150, topped by a 152'9".

Other results: 100m:Ptomey(Duxbury)12.8;200:Gifford(Falmouth)25.4; 400:Giblen(Seekonk)59.9; 800:Nancy Buguey(Falmouth) 2:17.0; 1500:Sullivan


(Seekonk) 4:51.8; 3000:Pimental(Seekonk)10:58.8; SP(8#):Walhsted(Weymouth North) 41'6 $\frac{3}{4}$ "; LJ:Ptomey, 17'4"; JT:Bourque(Bishop Stang)132'7"; 440R: Falmouth,50.5; MileR:Seekonk, 4:06.5.

MEET OF CHAMPIONS (Arkansas--?):The name Dotson (Alma) pops up all over this meet. Our information is that a soph by that name won the 100 (10.8),220(24.9),LJ(19'4 $\frac{1}{2}$ "") and ran on the mile relay(4:01.9). In addition, Dotson(same girl?) won the high jump at 5'6". The mile relay and high jump were state records.
 Other results: 440:Sims(Parkview/Little Rock) 58.9; 880:Gibson(Alma)2:19.8; 110yH: Harris(Arkadelphia)14.6; 440R: Parkview,49.0; 880R:Parkview,1:43.2, 2.Arkadelphia,1:44.1, 3.Alma, 1:44.3; Disc:Williams(Pine Bluff)124'7"; SP:Williams,40'0".

LOUCKS MEMORIAL(White Plains,NY--5/13): Joetta Clark(Columbia/Maplewood,NJ) had a good double at this interstate invitational, winning the mile in 4:53.3 and anchoring the winning mile relay in 3:51.1. Rachel Hall(Brooklyn Tech) claimed the 100mH(33"?) at 15.0w, and Ovrill Marie Dwyer (New Rochelle) edged Monica Eghan(Sewanhaka,L.I.) in the 440, 55.3 to 55.6.
 Other results: Mile:2. Nancy Bugney(Falmouth,Mass.) 4:59.6; SP:Regina Butler(Horseheads,NY)42'1";100: Blondie Jackson(Harrisburg,Pa)11.4(11.2h); 440R: Woodson(DC) 48.8; MileR: 2.Brooklyn Tech,3:55.7, 3. Coolidge(DC)3:59.8.

TEXAS SOUTHERN RELAYS: Robin Coleman presaged her state meet results with wins in the 100m/400m (11.60/54.73) and the 440R(48.1). Pollard(Beaumont) won the 800mR without her in 1:44.00.
 Other results: 200:S.Lablome(Sterling)25.62; 400: 2.Easter Gabriel(Sterling/Houston)55.25; 800: Jackie Smith(Sterling)2:27.0; 1500:Annie Muniz (St.Agnes) 4:56.7; MileR: Sterling,4:01.6;

Continued on page 22



**A Publication Devoted to
California Track**

CALIFORNIA TRACK NEWS

- ** OPEN
- ** COLLEGE
- ** WOMEN
- ** JUNIOR COLLEGE

- ** PICTURES
- ** RESULTS
- ** PROFILES
- ** RANKINGS
- ** SCHEDULES

Now in its fourth big year, California Track News has increased production from six issues to ten issues per year! This change will enable us to provide you with more news more promptly, especially important during the peak season.

Past issues of California Track News included statewide schedules, rankings, profiles, features, all time lists, pictures of California track action and major meet results.

Keep up with all of the action in the hottest track state in the United States by ordering your subscription now.

WHY MISS ANOTHER EXCITING ISSUE...?

NEW

RENEWAL

\$7.00 - 1 year/10 issues

\$12.00 2 years/20 issues

\$16.00 - 3 years/30 issues

Please begin my subscription to California Track News immediately. I have enclosed a check or money order for the amount indicated above.

Name _____

Address _____

Send to: CALIFORNIA TRACK NEWS
1717 South Chestnut Ave.
Fresno, CA 93702

City _____ State _____ Zip Code _____

HIGH SCHOOL TRACK

(Cont.)

CLAREMONT INVITATIONAL (May 6--Ca): This meet, which used to present all international-type events, had to cut back on 33" hurdles and pentathlon due to state rulings, but still showcased some outstanding marks in the heat. Dorcus Dewitty (Westchester/LA) claimed track athlete of the meet honors for double meet records in the 100m/200 (11.94w/24.6w). Simi Valley and Claremont claimed the top two 4x100 meter shuttle hurdle marks in the nation, with Simi defeating the hosts 64.77 to 65.86.

Other results: 200: 2. Shavon Dennis (Monrovia) 24.9; 400m: Helen Fulton (Bonita Vista/Chula Vista) 57.8; 800: Leslie de la Torre (Royal/Simi Valley) 2:16.8; 1500: Jane Spencer (Bonita Vista) 4:54.8; 3000: Kim Henley (Sonora/La Habra) 10:55.9; 400mH: T'Ana Harris (Cajon/San Bernardino) 68.0; 440r: Pacific Palisades, 49.58; 880MedR: Manual Arts (LA) 1:50.0; MileR: Bonita Vista, 4:06.6; 2MiR: Claremont, 10:33.6; DMR: Marina, 13:09.2; SP (all shots weighed 4K--see Kaleidoscope): Jill Smith (Arroyo/El Monte) 37'5½"; Disc: Kathy Callaghan (Monte Vista/Danville) 109'5"; Long Jump: 1. Veronica Bell (Garey/Pomona) 18'10¼"; HJ: Kari Gossweiler (Upland) 5'7".

KALEIDOSCOPE: Oregon has gone to all-metric events, including 33" hurdles. Isn't it about time the rest of the country caught on?... Nebraska (and apparently NY) have added the 2 mile relay in dual meets... Miss. and Ark. seem not to run anything over 880 yet, and Miss only in the private schools... California's Proposition 13 may cut the heart out of the interscholastic sports programs in the state.... The Mt. SAC relays high school section must henceforth be known as the Walnut High School Invitational, held in conjunction with the Mt. San Antonio Relays (another batch of red tape to the detriment of the sport).... California will not allow 33" hurdles or 4

kilo shot even though the rules specify only a minimum weight, no maximum, and most shots marked "8" are really in excess of 13 ounces heavy (over 4K).... Discus throws and javelin throws are still arriving (result-wise) with measurements in ¼ and ½ inches. Likewise LJ and HJ in eighths.... South Dakota's Kay Stormo has led that state in every running event from 220 through mile, including three relays (look for a feature in next month's issue)... We are still looking for features about high school girls. Send all results, photos, features, etc to Rich Ede, 1424 Lynoak Dr., Claremont, Ca. 91711.

NEW ADVANCE CHRONOGRAPH.



Introducing a new combination wristwatch stopwatch.

Only \$59.95

Available either in silver or goldtone. Combination wristwatch and stopwatch—useful to the fan, coach, runner, jogger, etc. New thin case, lightweight, handsome styling. Cumulative (total) split. Liquid crystal continuous display. \$59.95



CASIO ST-1 Combination digital watch.

Combination stopwatch and calculator. Both total and lap splits—flip a switch to select split mode. Lightweight. Digitron display. Times to 9:59:59.9 then starts over. Versatile calculator. \$49.95

WOMEN'S TRACK WORLD P.O. BOX 886 MENTONE, CA 92359



BRITISH AAA BOOKS

Basic technique books produced by the British AAA, authored by leading British coaches and athletes. These handy booklets are used and valued the world over for their thoroughness and basic surveys of the training, theory, exercises, rules, etc. of each event. Essential for the libraries of coaches and athletes of every level.

\$4.00 each

Sprinting and Relay Racing, by Bill Marlow

Hurdling, by John LeMasurier
Hammer Throwing, by Howard Payne

High Jump, by Frank Dick
Long Jump, by David Kay
Shot Putting, by Carl Johnson
Triple Jump, by Tom McNab
Starting and Timekeeping, by J.W. Aspland and H. Hathaway

How to Judge Field Events, by Sealy and Sinfield

How to Judge Track Events, by Dan Davies

Mobility Exercises, by Peter Harper
Javelin Throwing, by Wilf Paish

\$4.50

Race Walking, by Julian Hopkins

Other AAA books due in soon:
Middle Distance Running
Pole Vaulting
Decathlon

Watch for announcements of availability

Add 50¢ per book for postage & handling. Calif. residents add 6% sales tax.

WOMEN'S TRACK WORLD P.O. BOX 886 MENTONE, CA 92359