

California High School Boys 1978

compiled by RON BLACKWOOD

with the aid of Keith Conning and Mike Kennedy

Final 1978 Listing

100 YARD DASH

9.4	Ivan Cleveland(Pasadena)	1:54.6	Randy Hale(Stagg/Stockton)
9.5	Mikel Stanford(11)(Pasad)#1	1:54.6	Mike O'Reilly(SanRafael)
9.5	Donnie Butler(11)(Frem/LA)	1:55.1	Graig Hassapakis(Ceres)
9.5	Ken Thomas(Hanford)#2	1:55.4	Dave Roark(11)(East/Bkfld)
9.5	Ken Fowler(Fontana)	1:55.4	Tracy Davis(Westchester/LA)
9.6	Willie Curran(Crespi/Enc)	1:55.5	Andrews Basset
9.6	Dino Lester(Oakland)	1:55.5	Montgomery(LaCanada)
9.6	Virgil Torrance(Gard/LA)#3	1:55.6	Dean(Moreno Valley)
9.6	Derek Britton(Claremont)	1:55.8	Ed Burns(11)(Shafter)
9.6	Kerwin Bell(10)(Crespi/Enc)	1:55.8	Benny Trujillo(Gilroy)
9.6	Wendell McNeal(Oakland)#5		
9.6	Ray Threatt(Pittsburg)		
9.6	Wallace Benard(Galileo/SF)#6		
9.6	Dwayne Taylor(Overfelt/SJ)		
9.6	Roy Mosely(11)(N.DelRio)		
9.6	Mike Norton(Inglewood)		
9.6	Rennie Jones(SouthGate)		
9.6	Mills(Locke/LA)		

220 YARD DASH

21.0	Kupper Bell(Henry/SD)#6
21.1	Morris Cole(Garey/Pomona)
21.1	Mikel Sanford(11)(Pasad)#1
21.2	Steen(Santa Ana Vly)
21.2	Rennie Jones(SouthGate)
21.2	Millon Weaver(PtLoma/SD)
21.2	Wendell McNeal(Oakland)#5
21.3	Willie Curran(Crespi/Enc)
21.3	Rod Bethany(Fontana)
21.3	Virgil Torrance(Gardena)#2




photo by Don Gosney



photo by Bill Leung, Jr.

DAVE PORATH

2 MILE RUN

8:59.3	Jeff Nelson(11)(Burbank)#1
8:59.3	Rod Berry(Redwood)#2
9:02.6	Carlos Carrasco(11)(MtPlsnt)
9:05.1	Chuck Assumma(11)(Eisen/Rlto)
9:06.1	Steve Webb(Kennedy)#3
9:06.1	Steve Strangio(MissSJ/Fremnt)
9:06.5	Joe Avila(Cantwell)
9:08.0	Matt Ebner(BishopAmat)
9:08.3	Spillman(10)(Simi)
9:08.3	Bob Love(Carlmt/BeImnt)#6
9:08.7	Ken Holliday(Gilroy)#4
9:08.8	Mark Conover(Miramnte/Ornda)#5
9:09.0	Rob Wentworth(Livermore)
9:10.8	Rick Rose(Helix)
9:11.3	Carmelo Rios(Lennox)
9:11.3	Tom Downs(Skyline/Oakland)
9:11.7	Gerhardt(CostaMesa)
9:11.8	Jeff Woodland(LaJolla)
9:12.1	Morales(Camarillo)
9:12.4	Gerkin(CoronadelMar)

440 YARD RELAY

41.4	El Cerrito #1
41.4	Pasadena #3
41.4	Gardena/LA #2
41.5	Centennial/Compton
41.6	Compton #4
41.7	Monroe/LA #5
41.8	Pittsburg #6
41.8	Johnson/Sac
41.8	Oakland
41.9	Edison/Fresno
41.9	Sacramento
41.9	Morse/SD
41.9	Cajon/SanBernardino
41.9	Santa Ana Valley
41.9	El Camino/Oceanside
42.0	Bakersfield
42.1	Crenshaw/LA
42.1	Stagg/Stockton
42.2	Fremont/LA
42.2	Mt. Pleasant/SJ
42.2	Pittsburg

9.6 Derek Britton(Ciaramont)
 9.6 Kerwin Bell(10)(Crespi/Enc)
 9.6 Wendell McNeal(Oakland)#5
 9.6 Ray Threatt(Pittsburg)
 9.6 Wallace Benard(Galileo/SF)#6
 9.6 Dwayne Taylor(Overfelt/SJ)
 9.6 Roy Mosely(11)(N.DelRio)
 9.6 Mike Norton(Inglewood)
 9.6 Rennie Jones(SouthGate)
 9.6 Mills(Locke/LA)

220 YARD DASH

21.0 Kupper Bell(Henry/SD)#6
 21.1 Morris Cole(Garey/Pomona)
 21.1 Mikel Sanford(11)(Pasad)#1
 21.2 Steen(Santa Ana Vly)
 21.2 Rennie Jones(SouthGate)
 21.2 Millon Weaver(PtLoma/SD)
 21.2 Wendell McNeal(Oakland)#5
 21.3 Willie Curran(Crespi/Enc)
 21.3 Rod Bethany(Fontana)
 21.3 Virgil Torrance(Gardena)#2
 21.4 Marshal Johnson(SantaAnaVly)
 21.4 Powell (Santa Ana Vly)
 21.4 Ken Thomas(Hanford)
 21.5 Bill Green(Cubberly/PaloAlto)
 21.5 Roy Mosely(11)(N.DelRio)#3
 21.5 Howard Hawkins(Downey)#4
 21.5 Mike Washington(Burbank/Sac)
 21.5 Eddie Daniels(Fremont/LA)


440 YARD DASH

46.6 Bill Green(Cubberly/PaAlto)#1
 46.8 Rod Bethany(Fontana)#2
 47.8 Devin Lewis(Banning/LA)#3
 47.9 Art Nicholson(Menlo-Atherton)
 47.9 Tony Banks(11)(Morse/SD)
 47.9 Cliff Newsome(Bkfld)#4
 47.9 Tony Thompson(Woodside)#5
 48.0 Ben Grant(Grant/Sac)#6
 48.1 Mike White(Richmond)
 48.3 Marshal Johnson(SantaAnaVly)
 48.4 Sam Ceasar(Banning/LA)
 48.6 Tony Wells(Muir/Pasadena)
 48.6 Bob Maiocco(Liberty/Brentwd)
 48.7 Eddie Carey(Quincy)
 48.7 John Porter(Highland/N.High)
 48.8 Harris (Poly)
 48.8 Denni (Westchester/LA)
 48.9 Geo Timmons(11)(Edison/Fres)
 48.9 Vince Shelton(Fremont/LA)

880 YARD RUN

1:51.8 David Mack(11)(Locke/LA)#1
 1:51.9 Pete Quinonez(10)Tulare #2
 1:52.0 Jeff West(Crenshaw/LA)#3
 1:52.5 Mike White(Richmond)#4
 1:52.6 David Brown(Poway/SD)#5
 1:53.1 Frank Venclike(NewHar)#6
 1:53.2 John Gray(Crenshaw/LA)
 1:53.3 Jim Brennan(ElCam/Oceanside)
 1:54.1 Cary Hardwick(Wilson/LB)
 1:54.2 Scott Hislop(West/Bkfld)
 1:54.4 Lodolo(Arcadia)

photo by Don Gosney



MIKE WHITE

MILE RUN

4:08.9 Paul Meduin(11)(Univ/LA)#1
 4:09.2 Frank Assuma(11)(Eisen/Rlt)#2
 4:09.4 Ron Bahara(Hart/Newhall)
 4:10.0 Mike O'Reilly(SanRafael)
 4:10.6 Mark Fricker(Hemet)
 4:10.8 Robert Smith(Awalt/Mt.View)
 4:11.0 Greg Bachand(Albany)
 4:11.2 Jon Stormo(Agoura)
 4:11.3 Burt Shirley(N.Dame/S.Oak)
 4:12.7 Greg Valdez(Skyline/Oak)
 4:13.1 Marc Keller(Helix/SD)
 4:13.7 John Marden(MissionSJ/Frem)
 4:13.8 Fred Doane(BonVista/SD)
 4:14.0 Loyd (Livermore)
 4:14.0 Ron Roberts(11)(Morse/SD)
 4:14.4 Syd Leibovitch(Chatsw/LA)
 4:14.5 Dave Daly(Foothill)
 4:14.7 Randy Hale(Stagg/Stockton)
 4:14.8 Dave Avila(Cupertino)
 4:15.1 Dan Well (Encino)
 4:15.1 Cangelosi(VillaPark)
 4:15.4 Jeff Woodland(11)(LaJolla)

8:59.3 Jeff Nelson(11)(Burbank)#1
 8:59.3 Rod Berry(Redwood)#2
 9:02.6 Carlos Carrasco(11)(MtPlsnt)
 9:05.1 Chuck Assumma(11)(Eisen/Rlto)
 9:06.1 Steve Webb(Kennedy)#3
 9:06.1 Steve Strangio(MissSJ/Fremnt)
 9:06.5 Joe Avila(Cantwell)
 9:08.0 Matt Ebner(BishopAmat)
 9:08.3 Spilman(10)Simi
 9:08.3 Bob Love(Carlmt/Belmnt)#6
 9:08.7 Ken Holliday(Gilroy)#4
 9:08.8 Mark Conover(Miramnte/Ornda)#5
 9:09.0 Rob Wentworth(Livermore)
 9:10.8 Rick Rose(Helix)
 9:11.3 Carmelo Rios(Lennox)
 9:11.3 Tom Downs(Skyline/Oakland)
 9:11.7 Gerhardt(CostaMesa)
 9:11.8 Jeff Woodland(LaJolla)
 9:12.1 Morales(Camarillo)
 9:12.4 Gerkin(CoronadelMar)

120 YARD HIGH HURDLES

13.4 Phil Johnson(Gard/LA)#2
 13.6 Tony Campbell(11)(Ban/LA)#3
 13.7 Milan Stewart(W.Covina)#1
 13.9 Larry Cowling(Sacramento)
 13.9 Mike Valentine(CordRCordova)
 13.9 Malcom Dixon(Seq/RedwCity)#4
 13.9 Henry Andrade(Johnson/Sac)
 14.0 Chris Wimberly(Muir/Pasad)
 14.0 John Johnson(Stagg/Stockton)
 14.0 Steve Guthrie(Cupertino)#5
 14.1 Darryl Davis(Banning/LA)
 14.1 Tony Gilbert(SantaBarbara)
 14.1 Chico Lewis(Serram/DalyCity)
 14.1 Peter Crossley(Balboa/SF)
 14.2 Dan Rhoades(Fresno)#6
 14.2 Allen(Poly/LB)
 14.2 Sir Ragster(Sacramento)
 14.2 Mike White(Richmond)
 14.2 Verlon Redd(Crenshaw/LA)
 14.2 Roger Bolden(Oakland Tech)

330 YARD LOW HURDLES

36.3 Willie Curran(Crespi/Enc)
 36.4 Gary Lee(11)(Poly/LB)#1
 36.6 Larry Cowling(Sacto)#2
 36.6 Tony Campbell(11)(Ban)#4
 36.7 Troy Durio(Mt.Pleas/SJ)
 36.8 Dwayne Wycoff(Monroe/LA)#3
 36.9 William Stapleton(Linc/SF)#5
 37.0 Rick Luttrell(SanCarlos)
 37.2 Larry Gholar(Monrovia)
 37.2 Roger Bolden(Oakland Tech)
 37.3 Tony Wells(Muir/Pasadena)
 37.3 Myron Love(Bell/LA)
 37.3 Don Barnett(ElCerrito)
 37.4 Ch. Allen (Poly/LB)
 37.4 Jim Biegel(AmadorVly)
 37.4 Henry Andrade(Johnson/Sac)
 37.5 Oscar Moore(Muir/Pasad)
 37.5 Malcolm Moore(SanFernando)
 37.7 Darryl Davis(Banning/LA)
 37.7 Troy Blevins(11)(FntnVly)
 37.7 Sawdy(W.Torrance)
 37.7 Dan Rhoades(Fresno)

41.4 El Cerrito #1
 41.4 Pasadena #3
 41.4 Gardena/LA #2
 41.5 Centennial/Compton
 41.6 Compton #4
 41.7 Monroe/LA #5
 41.8 Pittsburg #6
 41.8 Johnson/Sac
 41.8 Oakland
 41.9 Edison/Fresno
 41.9 Sacramento
 41.9 Morse/SD
 41.9 Cajon/SanBernardino
 41.9 Santa Ana Valley
 41.9 El Camino/Oceanside
 42.0 Bakersfield
 42.1 Crenshaw/LA
 42.1 Stagg/Stockton
 42.2 Fremont/LA
 42.2 Mt. Pleasant/SJ
 42.2 Duarte
 42.2 Enterprise

MILE RELAY

3:11.6 Banning/LA #1
 3:13.4 Westchester/LA #2
 3:13.6 Fremont/LA #4
 3:13.7 Fontana #3
 3:14.8 Morse/SD
 3:15.8 Centennial/Compton
 3:15.9 Kennedy/Rich #5
 3:16.2 Crenshaw/LA #6
 3:16.7 Johnson/Sac
 3:16.8 Sacramento
 3:17.2 Newport Harbor
 3:17.4 Highland/N.High
 3:17.8 Pittsburg
 3:18.2 Berkeley
 3:18.4 Muir/Pasadena
 3:18.7 Helix/La Mesa
 3:18.9 Richmond
 3:18.9 Pasadena
 3:19.0 Bakersfield
 3:19.0 Edison/Fresno
 3:19.1 San Carlos
 3:19.4 Locke/LA
 3:19.8 Oakland
 3:19.8 Oakland Tech

HIGH JUMP

7-0 Carsie Fairman(11)(SanPdr)#3
 7-0 Doug Anderson(McLane/Fresno)
 7-0 Delvon Davis(Miraleste)#2
 6-11 Brad Harris(LosAlamitos)#1
 6-10 Merv Fernandez(Hillo/SJ)
 6-10 Reuben Edwards(TerrLinda)#4
 6-10 Joel Wyrick(Mt.Pleas/SJ)#5
 6-10 Doug Wright(LiveOak/MH)#6
 6-10 Alex Williams(ElCam/Ocnsd)
 6-10 Mesha Spivey(Woodside)
 6-10 Geo Steelman(11)(Yucaipa)
 6-10 Rick Cypres(Cordova/Sac)
 6-10 Reggie Younger(MiraMesa/SD)
 6-9 Dan Baker(11)(Hoover/Fresno)
 6-9 Jerry Hawkins(FallRiver)
 6-9 Keith Goach(Fresno)
 6-9 Frank Schiefer(Madison/SD)
 6-9 Baldwin(Fairfield)
 6-9 Morales(Walnut)
 6-9 Calloway(Royal/LA)

POLE VAULT

17-5½ Anthony Curran(Encino)#1
 16-6 Greg Ernst(ElDorado/Plac)#2
 16-1 3/4 Bert Tardieu(DelMar/SJ)
 15-10 Scott Foss(SantaYnez)#3
 15-6 3/4 Ross McAlexander(Mnte/Vsta)
 15-6 3/4 Mitch Preciado(Homest/Cup)
 15-6½ Bob Bennett(SoLakeTahoe)
 15-6 Bob White (LaCanada)#4
 15-6 Steve Tully(Millikan/LB)#6
 15-6 Tim McIntyre(11)(LosAlamitos)
 15-3½ Mike Bradley(Birmingham/LA)
 15-1½ Brad Pollard(High/Bkfld)
 15-0 Mark Kibort(Fremont)
 15-0 Dave Kenworthy(Crespi/Enc)
 15-0 Hill(Wilson/LB)
 14-8 Hyatt(Vintage/Napa)
 14-8 Romero(Indio)

LONG JUMP

25-4 Donnie Butler(11)(Frem/LA)#3
 25-1½ Dokie Williams(ElCam/Oc)#1
 24-8 Mike Bradford(Fairfax/LA)#2
 24-5 Tony Pitts(SantaAnaVly)#4
 24-0 Tony Hamilton(CastlePk/CV)#5
 23-9½ Ken Fowler(Pontana)
 23-8½ Stacey Bailey(TerrLnda/SRaf)
 23-7½ Dave Berger(Canyon/Anaheim)
 23-7 Ernie Fisher(LosAmigos)
 23-7 Dave Fernandez(CastroVly)
 23-7 Turner(ChannelIsland)
 23-5 3/4 Carlos Harrison(Wasco)
 23-5½ Endres(Millikan/LB)
 23-5 Steve Bruce(Menlo-Atherton)
 23-4½ Zawinul Blair(Pasadena)
 23-4 Hardison(GranadaHill)
 23-4 Alonzo Jackson(Oakland)
 23-3 Lee(Poly/LB)
 23-2½ Dave Ostrander(Arroyo)
 23-2 Steve Finley(Cupertino)

SHOT PUT

65-10 3/4 Dave Porath(Atwater)#1
 63-4 Ken Pole(ElCapitan/Lksd)#5
 62-7½ Matt Gauthier(Val/ElCaj)#6
 62-7 Bruce Parker(St.Ignat/SF)
 62-5½ Brian Faul(W.Covina)#3
 61-11 Don Mosebar(11)(Mt.Whit)#4
 61-8½ Hall(W.Covina)
 61-3 3/4 Vince Brown(M.Dei/SAna)#2
 61-3 Mark Strange(MiraLoma/Sac)
 60-11 John Brenner(Fullerton)
 60-9½ Ron McKee(Camden/SJ)
 59-11½ Paul Schriener(Vintage/Napa)
 59-10 Steve Almonetti(Campbell)
 59-8½ Jeff Van Paris(Napa)
 59-8½ Spillers(Rowland)
 59-0½ Hank Kraychair(SanJacinto)
 58-10 3/4 John Newman(VictorVly)

DISCUS

206-6 Dave Porath(Atwater)#1
 192-8 Mark Bryant(Antelope Vly)
 188-10 Stacy Thomas(McLane/Fresno)
 188-8 Tom Peterson(NSalinas)#4
 185-1 Steve Struble(Sunnyvale)
 184-10 Tim Bennett(Kingsburg)#3
 183-11 Matt Gauthier(Valhalla)
 181-7 Bill Green(Fremont/Sunnvle)
 179-3 Hank Kraychair(SanJacinto)
 176-11 Orr(Canyon/Saugus)
 176-6 Steve Bruce(Valencia) #6
 176-4 Don Mosebar(11)(Mt.Whit/Vis)
 175-11 Jav Kovar(Burrough/Ridge)#2
 174-11 Ken Pole(ElCapitan/SD)
 174-11 McCool(Antelope Valley)
 174-0 Ortman(Univ/LA)
 174-0 Mike Neland(Reardon)
 173-4 Don Frazee(BellaVsta/FairOk)#5
 173-4 Chris Kilpatrick(N.Gate/WalCrk)

6 good reasons why athletes world-wide depend on...

BEE POLLEN
from
England



1. It pushes up training levels enabling more work to be done, more skill to be acquired.
2. Aids in quick recovery from strenuous workouts.
3. Contains every vitamin and mineral the human body is composed of including Vitamin C, E, and B-12. Has Calcium and iron plus a "synergistic" effect.
4. Contains complete protein and carbohydrates readily available for rapid absorption.
5. Bee Pollen from England is an "energizer," it provides lots of energy. This 100% natural food is the most nutritious food in the world.
6. Patented, unique "cold processed" to retain full potency.

FREE— Send for true story of how Bee Pollen from England has substantially helped the performances of athletes.

Prices: 30 - \$4.95 Special 200 - \$14.95
 90 - \$9.95 "Athletes Pack" 600 - \$35.95

Name: _____

Address: _____

City: _____ State: _____ Zip: _____

Send check or money order
 + 25 cents postage and
 handling to:

Pollen Products
 139-B Plymouth Ave.
 Oreland, PA 19075



photo by Don Gosney




photo by Don Osney

MARK WHITE

Prices: 30 - \$4.95
90 - \$9.95

Special 200 - \$14.95
"Athletes Pack" 600 - \$35.95

Name: _____

Address: _____

City: _____ State: _____ Zip: _____

*Send check or money order
+ 25 cents postage and
handling to:*

Pollen Products
139-B Plymouth Ave.
Oreland, PA 19075



photo by Keith Conning

LARRY COWLING




photo by Keith Conning

BOB LOVE

TRIPLE JUMP

- 51-0½ Dokie Williams(ElCam/Ocnisd)#1
- 49-11 3/4 Lonnie Sanders(Grant/Sac)#3
- 49-10 Henry Ellard(11)(Hoover/Fres)
- 49-10 Craig Roberts(Cerritos)#2
- 49-6 3/4 Myron Porter(WillowGlen/SJ)#5
- 49-2½ Fred Cunningham(Balboa/SF)
- 48-9½ Tony Gilbert(SantaBarbara)
- 48-8 3/4 Craig Montgomery(ElCam-Ocn)#4
- 48-7 Lonnie Sanders(Grant/Sac)
- 48-7 Marvin Colter(Piner/StaRosa)
- 48-7 Tyrone Porter(11)(Clovis)#6
- 48-3 Jeff Norris(CoachellaVly)
- 48-0½ Paul Jones(Pasadena)
- 47-9 Marcellous Moore(Lincoln/SF)
- 47-9 Ray Marchbank(SantaRosa)
- 47-7½ Alex Lamberlon(Fairfield/LA)
- 47-7 Clyde Frost (Clovis)
- 47-5 Mark Hayne(10)(Highland/Bkfld)
- 47-5 Harris Jones(Bkfld)



CHRISTI PYLE

photo by Bill Leung, Jr.

- 18-6 Kerry Zwart(CrescVly)
- 18-5 Frazier(Fremont/LA)
- 18-4 3/4w Williams(ChanIslds/Oxnard)
- 18-3 1/2 Barbara Kochendorfer(STahoe)
- 18-3 Rhonda Whitlow(Vista)(9)
- 18-2 1/2 Grauf (LaJolla)
- 18-2 Judy Reed(Crawford/SD)
- 18-1 3/4 Paula Ng (Livermore)
- 18-1 3/4 Nellwynn Smith(OaklandTech)
- 18-1 1/2 Chris Dietz(Sonora/LaHabra)
- 18-1 1/2 Milton (Fairfield)
- 18-1 1/2 Karen Ueda(Gardena)
- 18-1 Debbie Hawes(Westchester)
- 18-0 3/4 Judy Young(El Cerrito)
- 18-0 1/2 Lisa Greenfield(Redw/Larks)
- 18-0 1/4 Marlene Harmon(10)(T.Oaks)

DISCUS

- 158-4 Christi Pyle(Hoover/Glend)
- 150-10 Karen Stampfli(Lassen/Susv1)
- 148-9 Susan Springer(Salinas)
- 147-2 Linda Read(Alameda)
- 146-4 Leslie Deniz(Gridley)
- 138-0 Cecilia Sandoval(Riverbnk)
- 137-1 Renee Buermann(Bkfld)
- 132-11 Joni Argento(Kennedy/GranHls)
- 132-5 Sandy Johnson(PleasHill)
- 131-10 Lyndy Toman(AmadorVly)
- 130-6 Stacio(Homestead/Cupertino)
- 130-0 Becerra(Downey/Modesto)
- 128-11 Herse(P.Henry/SD)
- 128-8 Karen Woodbeck(Cupertino)
- 127-11 Wendi Michelli(Gunderson/SJ)
- 127-10 Jill Riednour(YubaCity)
- 127-6 Glenda Ford(Atwater)
- 126-10 Jennie McBride(Vista)
- 126-10 Tawmy Singleton(10)(Ojai)
- 126-6 Zena Kistler(10)(Buena/Ven)
- 126-4 Van Son(BishopDiego/SB)
- 123-11 Kim Daniel(Newark)
- 123-0 Gloria Randolph (Livingston)
- 122-1 K. Washington(Morse/SD)
- 122-0 Hiner(PasoRobles)
- 122-0 Jackie Nelson(Canyon/Anahm)
- 121-10 Nadine Ramirez(Kennedy/Frmt)
- 121-3 Banks(Delano)
- 121-1 Shaw (Valley/Santa Ana)
- 120-11 Washington(Redwood)
- 120-4 Linda Toman(AmadorVly)
- 120-2 Magoni (Atwater)

SHOT PUT

- 45-11 1/2 Kerry Zwart(11)(CrescVly)
- 45-6 Rosario Ramos(Anaheim)
- 44-11 1/2 Jackie Nelson(Canyon/Anah)
- 44-11 1/2 Susan Springer(Salinas)
- 44-7 3/4 Deborah Pryor(HolyName/Oak)
- 43-5 1/4 Cheryl Kennedy(ElCamReal)
- 43-4 Donna Erickson(Mt.Shasta)
- 43-1 Jodi Barker(Seq/RedwCity)
- 43-0 Linda Read(Alameda)
- 42-9 Julie Green(FountainVly)
- 42-8 1/2 Shaw (Valley/Santa Ana)
- 42-7 1/2 Jennie McBride(Vista)
- 42-7 Erin Lynch(Camarillo)
- 42-5 1/2 Kathy Herse(Henry/SD)
- 42-5 1/2 Lynn Richardson(Jeff/LA)
- 42-4 1/2 Lyndy Toman(AmadorVly)
- 42-1 1/2 Wendy Michelli(Gunder/SJ)
- 42-1 Julie Ridenhouer(YubaCity)
- 41-10 1/2 Ana Uluagaono(Narbonne/LA)
- 41-5 Glenda Ford (Atwater)
- 41-4 Jan Bonton(RioAmer/Sacto)
- 41-0 1/2 MacLaurie(SantaMonica)
- 40-9 1/2 Tonya Alston(11)(Chico)
- 40-9 1/2 Lori Klein(DosPueblos/SB)
- 40-9 Nadine Ramirez(Kennedy/Fre)
- 40-7 1/2 McElroy(Pacific/SanBern)
- 40-6 1/4 Mosley(Westchester/LA)
- 40-5 1/2 Marcie Moon(Napa)

MILE RELAY

- 3:51.29 Fremont/LA
- 3:51.93 Crawford/San Diego
- 3:52.5 Locke/LA
- 3:52.8 Berkeley
- 3:53.03 Thousand Oaks
- 3:53.91 Morse/San Diego
- 3:54.09 Drake/San Anselmo
- 3:55.1 Valley/Santa Ana
- 3:55.68 Pacific Palisades
- 3:55.6 North/Bakersfield
- 3:58.2 Moreau/Hayward

HIGH JUMP

- 5-10 1/4 Kari Gosswiller(Upland)
- 5-10 1/4 Nancy Redican(Simi Valley)
- 5-10 1/4 Sue McNeal(10)(Carlsbad)
- 5-9 Tonya Alston(11)(Chico)
- 5-9 Anne Erpenbeck(Hunting.Bch)
- 5-8 1/2 Ruso (Watsonville)
- 5-8 Ellen Fargo(10)(CrescVly)
- 5-8 Sweeney (Yucca Valley)
- 5-8 Angela Pfifer(Independ/SJ)
- 5-7 Broussard(Independ/SJ)
- 5-7 King (Menlo-Atherton)
- 5-7 Snarf (Carmel)

MILE RELAY

- 3:51.29 Fremont/LA
- 3:51.93 Crawford/San Diego
- 3:52.5 Locke/LA
- 3:52.8 Berkeley
- 3:53.03 Thousand Oaks
- 3:53.91 Morse/San Diego
- 3:54.09 Drake/San Anselmo
- 3:55.1 Valley/Santa Ana
- 3:55.68 Pacific Palisades
- 3:55.6 North/Bakersfield
- 3:58.2 Moreau/Hayward
- 3:58.2 West Torrance
- 3:58.41 Camden/SJ
- 3:58.6 Pittsburg
- 3:58.8 South/Bakersfield
- 3:58.9 Saratoga
- 3:59.07 Fountain Valley
- 3:59.6 University/LA
- 3:59.8 Summerville
- 3:59.9 Thousand Oaks
- 4:00.1 Rolling Hills
- 4:00.2 Edison/Huntington Beach
- 4:01.11 Sequoia
- 4:01.1 Huntington Beach
- 4:01.3 West/Bakersfield
- 4:01.3 Casa Roble
- 4:01.3 Chico
- 4:01.8 Reedley
- 4:02.2 Oakland Tech
- 4:02.6 Estancia
- 4:03.0 Redlands
- 4:04.0 Amador Valley

HIGH JUMP

- 5-10½ Kari Gosswiller(Upland)
- 5-10½ Nancy Redican(Simi Valley)
- 5-10½ Sue McNeal(10)(Carlsbad)
- 5-9 Tonya Alston(11)(Chico)
- 5-9 Anne Erpenbeck(Hunting.Bch)
- 5-8½ Ruso (Watsonville)
- 5-8 Ellen Fargo(10)(CrescVly)
- 5-8 Sweeney (Yucca Valley)
- 5-8 Angela Pfifer(Independ/SJ)
- 5-7 Broussard(Independ/SJ)
- 5-7 King (Menlo-Atherton)
- 5-7 Snarf (Carmel)
- 5-7 Sonya Harrigfield(Beyer/Mod)

LONG JUMP

- 20-4 3/4 Gwen Loud(11)(Westchester/LA)
- 19-8 Kathy Haynes(Madera)
- 19-7 Carrie McLaughlin(Davis/Mod)
- 19-4 Veronica Bell(11)(Garey/Pom)
- 19-1½ Roxanne Wright(Edison/Fresno)
- 19-0 3/4 Velma McClain(Pacific/SBern)
- 19-0½ Magnolia Files(Dorsey/LA)
- 18-11 Joanna Harper(Fremont/LA)
- 18-9½ Melanie Markham(Dorsey/LA)
- 18-9w Tagaban(Brawley)
- 18-8½ Paula Stevens(Coalinga)
- 18-7 Dawn Peters(Northgate)
- 18-7 Judy Young(El Cerrito)
- 18-6½ Michelle Kelley(11)(Irvine)
- 18-6 Bunny Cooper(Dominguez)



Ninth Annual
1978 BUNION DERBY

Sponsored by Fresno Pacific Track Club.
 Course: Fresno State University Campus.
 Schedule:

Division	July 1st	July 15th	July 29th	Aug. 19th	Awards
Elementary	1/2 mile (9:00 am.)	3/4 mile (9:30 am.)	1 mile (9:10 am.)	1½ mile (9:15 am)	5
Junior High	1 mile (8:30 am.)	1 ½ mile (9:00 am.)	2 mile (8:45 am.)	3 mile (8:30 am)	5
Women's (short course)	1/2 mile (8:45 am.)	3/4 mile (9:10 am.)	1 mile (9:00 am.)	1½ mile (9:00 am)	5
High School	3 mile (8:00 am.)	6 mile (8:00 am.)	8 mile (7:30 am.)	10 mile (7:00 am)	10
Open	3 mile (8:00 am.)	6 mile (8:00 am.)	8 mile (7:30 am.)	10 mile (7:00 am)	15
30+	3 mile (8:00 am.)	6 mile (8:00 am.)	8 mile (7:30 am.)	10 mile (7:00 am)	5
40+	3 mile (8:00 am.)	6 mile (8:00 am.)	8 mile (7:30 am.)	10 mile (7:00 am)	5
50+	3 mile (8:00 am.)	6 mile (8:00 am.)	8 mile (7:30 am.)	10 mile (7:00 am)	5
Women's (long course)	3 mile (8:00 am.)	6 mile (8:00 am.)	8 mile (7:30 am.)	10 mile (7:00 am)	5

Number of awards are subject to change depending on the number of entries on July 1st.


Awards and placings will be determined by the results of all four races.

Entry Fee: \$3.00 for the series (all four races) or \$1.00 per race

For further information contact: Mike Lennemann
 3025 E. Gettysburg #124
 Fresno, CA 93726
 phone- (209) 226-1452

BACK ISSUES

still available...



Send along 75 cents for each issue

Complete your California Track News collection.....copies of all back issues are still available. All issues contain profiles, stories, results and pictures of California track and field action. Please order by date and/or issue number from California Track News, 1717 South Chestnut Ave., Fresno, CA 93702.

prep NOTES . . .

by KEITH CONNING

Pasadena's *Ivan Cleveland* ran the 100 in 9.4 seconds on Thursday March 23rd to tie the State prep sprint record. Cleveland's mark ties the record held by Mel Gray, Elijah Jefferson, Joel Andrews and Kevin Williams.

Valerie Brisco of Locke trimmed more than four seconds off the Valley Relays meet record with her 56.0 quarter mile.

School officials fear the passage of Proposition 13 on the June 6 ballot would mean the end of competitive high school athletics.

Chuck Assumma of Eisenhower pulled away from *Jeff Hildebrandt* of South Salem, Oregon, in the last 400 meters to win the 3,000 meters in 8:25.1 at the Eisenhower Invitational. The time was equivalent to a 9-minute two-mile. Hildebrandt finished second in 8:28 and *Carlos Carrasco* of Mt. Pleasant (San Jose) was third in 8:31.3. Burt *Shirley* of Notre Dame won the 1500 in 3:57.6 -- equivalent to a 4:15 mile.

At the Locke Invitational, *Valerie Brisco* ran a 54.1 relay leg to give Locke the win with a time of 4:03.8. She also won the 100 in 10.6 and the 440 in 57.1. *Michael Sanford* of Pasadena, the younger brother of last years' state meet champion, upset *Virgil Torrance* of Gardena, *Ivan Cleveland* of Pasadena, and *James Mills* of Locke to win the 100 in 9.7.

In the Chaffey Invitational, *Larry Gholar* of Monrovia won the 330LH in 37.2 on a rain soaked track.

Greg Ernst of El Dorado cleared 16-4 in the pole vault Thursday, April

6, in a dual meet with Esperanza. The mark was three inches better than Ernst's previous best and was the leading high school mark in the nation this year. Earlier this season *Anthony Curran* of Crespi did 16-6½ but it came in what amounted to an intrasquad meet since Crespi's opponent, St. Anthony, failed to show up.

Anthony Curran made up for it however, as he cleared 17-4¼ in the pole vault Saturday, April 22, at the Ventura Relays to shatter the national high school Interscholastic Federation record of 16-10 set by Randy Hall of Calhoun in Port Lavaca, Texas in 1977. Curran's mark is just one-half inch off the all-time high school record of 17-4¾ set by Casey Carrigan of Orting, Washington, in the Golden West Invitational in 1969. Curran, a slender senior, opened at 15-0 and didn't miss until 16-11 which he made on his second attempt. He also cleared the record height on his second try before missing three times at 17-6¾.

Dokie Williams of El Camino in Oceanside and *Mark Fricker* of Hemet highlighted action at the Vista Relays. Williams won the long jump at 24-11½ and the triple jump at 51-1¾. Both marks lead the nation. Fricker also set a national best for the year with a 4:11.0 in the mile to finish just ahead of LA University's *Paul Medvin* who ran 4:12.3

In the Glendale Relays, *Brad Harris* of Los Alamitos flopped over 6-10½ in the high jump for the best mark in the Southern Section this year. Junior *Tim McIntyre*, also of Los Alamitos, topped 15-6 in the pole vault. *Kerry Zwart* of Crescenta Valley did 44-2½ in the girls shot put to come within one-half inch of the top state mark. Centennial won the 440 relay in 42.1 and the mile relay in 3:18.7 to lead the state in both events.

MILE RUN

4:11.0	Mark Fricker (Hemet)
4:11.4	P. Medvin(University-LA)
4:14.0n	R. Roberts(Morse-SD)
4:14.9	Berry (Redwood-Larkspur)
4:15.4n	Woodland (LaJolla)
4:15.8	Cangelosi (Villa Park)
4:16.3	F. Assumma (Eisenhower)
4:16.6	B. Shirley(N.Dame-SherOak)
4:16.5	Atkinson(Clairemont-SD)
4:17.4n	Miller (Pt.Loma-SD)

2 MILE RUN

9:05.1	Chuck Assumma(Eisenhower)
9:06.2	C. Carrasco(Mt.Pleas-SJ)
9:08.3n	Love (Carlmont-Belmont)
9:12.8n	Strangio(Mission SJ-Fremont)
9:14.0	Coulman(SanMarin)
9:14.1n	Cangelosi(VillaPark)
9:16.0	Woodland (LaJolla)
9:16.5	Nelson(Burbank)
9:16.6	Holladay(Gilroy)
9:16.7	Spilman (Simi)
9:17.7	Hochhaus(ClaytonVal)
9:17.9	Harrington(SantaMonica)

120 YARD HIGH HURDLES

13.8	Phil Johnson(Gardena-LA)
13.9w	T. Campbell(Banning-LA)14.0
13.9w	Dixon (Sequoia-RedwCity)14.1
14.0	Cowling(Sacramento)
14.0	Wimberly(Muir-Pasadena)
14.0	Johnson(Sacramento)
14.1n	Davis (Banning-LA)
14.1w	Valentine(Cordova-Ranch)14.4
14.2w	White (LaCanada) 14.6
14.2w	Stewart(W. Vocina)14.3
14.2w	Redd(Crenshaw-LA)14.7
14.2w	Newsome(Vacaville)
14.2w	Ragster (Sacto)
14.3	Norris(Coachella Valley)

330 YARD LOW HURDLES

36.8	Willie Curran(Crespi-Encino)
37.2	L. Gholar (Monrovia)
37.3	Wells (Muir-Pasadena)
37.5	Wycoff (Monroe-LA)
37.5n	Moore (Muir-Pasadena)
37.7	Cowling(Sacramento)
37.7	Davis (Banning-LA)
37.8	Blevins(Fountain Valley)
37.8	Kasperek(NewportHarbor)
37.8	Gaskins(Ft.Hills-Sac)
37.9	Jones(Westchester-LA)
37.9n	Campbell(Banning-LA)

High School Girls

BEST MARKS

Compiled by Rich Ede.

Send all additions and corrections to Rich Ede,
1424 Lynoak Dr., Claremont, CA 91711

100 YARD DASH

10.5w	Elaine Parker(Oceana)10.7
10.6	Valerie Brisco(Locke)
10.7	Sharon Ware(Berkeley)
10.8w	Gwen Loud(11)Westchester 10.9
10.8	C. Ward(11)South/Bkfld
10.8	Alice Brown(11)Muir/Pasadena
10.8	Kalea Bolton(Hill/SanJose)
10.9w	Danita Young(Crawford/SD)11.1
10.9w	Freida Cobbs(Berkeley)
10.9	Brenda Winston(Pacific/SanBern)
10.9	Robinson(Hoover/SD)
10.9w	Reed(Crawford/SD) 11.0
10.9	Dorcus DeWitty(Westchester)
10.9w	Bullard (Morse/SD)11.2
11.0	Janice Smith(Poly/LB)11
11.0	Pam Marshall(Jordan/LB)
11.0	Frazier(Fremont/LA)
11.0	Linda Cassidy(West/Torrance)
11.0	Mallory(Silver Crk/SJ)
11.0w	Webster(DeAnza)

CHERI WILLIAMS

photo by Keith Conning



220 YARD DASH

24.0	Valerie Brisco(Locke/LA)
24.4	Kalea Bolton(Hill/SJ)
24.5	Gwen Loud(Westchester)11
24.6	Alice Brown(Muir/Pasad)11
24.7	Denise Eddington(LA)
24.8	Parker (Oceanside)
24.9	Sharon Ware (Berkeley)
25.1	Young (El Cerrito)
25.1	Griffith(Jordan/LA)
25.1	Gwen Gardner(Crenshaw/LA)
25.1	Washington(Centen/Compton)
25.1	Kris Costello(Lynbrook/SJ)
25.1	Linda Cassidy(West/Torrance)
25.2	Reed(Crawford/SD)
25.2	Webster(DeAnza)
25.2	Shavon Dennis(Monrovia)
25.3	Marshall(Jordan/LB)
25.4	Janice Smith(Poly/LB)
25.4w	Mallory(Silver Crk/SJ)
25.5	Bullard (Morse/SD)

photo by Keith Conning



KELIA BOLTON




photo by Keith Conning

SHARON WARE of Berkeley outleas ELAINE PARKER(lane 5) in heat 2 at the San Jose Relays.

- 25.6 Fortune (Cordova)
- 25.7 Lawson(Hill/SanJose)
- 25.9 Brenda Winston(SanGorgonio)
- 25.9 Kim Law(SantaAnaValley)

440 YARD DASH

- 55.1 Marquita Belk(SilverCrk/SJ)
- 55.3 Valerie Brisco(Locke/LA)
- 55.6 Arlise Emerson(Westmin)11
- 56.9 Freida Cobbs(Berkeley)
- 57.5 Ann Regan(Camden/SJ)
- 57.5 Stacy Kneeshaw(Foothill)10
- 57.5 Hawthorne(ElCerrito)
- 57.9 Reed(Crawford/SD)
- 58.0 Kalea Bolton(Hill/SJ)
- 58.1 Cheri Williams(Livermore)
- 58.3 Gwen Loud(Westchester)
- 58.4 Kim Law(Santa Ana Valley)
- 58.5 Michelle Bush(RollingHills)
- 58.5 Thomas (Morse/SD)
- 58.6 Fortune (Cordova)
- 58.8 White (Berkeley)
- 58.8 K. Williams(Crawford/SD)
- 58.8 Melton(Fountain Valley)
- 59.0 Beshears(Fremont/LA)
- 59.17m Linda Cassidy(West/Torrnc)
- 59.3 Webster(DeAnza)
- 59.5 Gwen Gardner(Crenshaw/LA)
- 59.6 Darla Burkhart(Estancia)11
- 59.9 Cumbuss(Wilson/LA)
- 59.9 Buchanan(Jefferson/LA)

- 5:04.4 Tami Hogge(Canyon/Saugus)
- 5:04.8 Tara Hobbs(SantaBarb)
- 5:09.4 Suzanne Richter(Chico)
- 5:12.4 Jane Spencer(BonVista)
- 5:12.8 Cathy Schmandt(SantaBarb)
- 5:13.7 Laurie Crisp(Downey/Mod)
- 5:13.9 Pam Bowers(Amer/Fremont)
- 5:14.1 Sharon Hulse(Edison/HB)10
- 5:14.6 Schnurpfeil(SanMateo)
- 5:14.9 Nieto (Merced)
- 5:15.0 Bain (RioAmer/Sac)
- 5:15.0 Schmidt (Half Moon Bay)
- 5:15.7 Mary Carman(SanMarcos/SB)10
- 5:16.0 Honeywell(Kennedy/LA)
- 5:16.0 Judy Steese(Canyon/Anaheim)
- 5:16.1 Kaplan(Monroe/LA)
- 5:16.2 Cheryl Flowers (Valhal)11
- 5:17.1 Tani (Montgomery)
- 5:19.1 Alicia Kirkhorn(Edis/HB)10
- 5:19.4 Tracy Kearns(Yuba City)
- 5:19.7 Deloria Hobson(CanogaPk)

2 MILE RUN

- 10:47.0 Susie Meek(PalosVerdes)
- 10:53.0 Cheri Williams (Livermore)
- 10:54.8 Roxanne Bier(Indep/SJ)
- 11:05.6 Tara Hobbs(SantaBarb)
- 11:08.0 Scaduto(SantaMonica)
- 11:11.4 Mary Carman(SanMar/SB)10
- 11:14.0 Hayes (Dublin)
- 11:14.8 Flynn (Berkeley)
- 11:14.9 J. Walker(Bakersfield)
- 11:15.0 Deloria Hobson(CanogaPk)
- 11:20.0 Pam Bowers(Amer/Fremont)
- 11:20.1 Laurie Crisp(Downey/Mod)
- 11:20.5 Brogan (LosAltos)
- 11:21.0 Alicia Kirkhorn(Edis/HB)10
- 11:21.0 Mari Gibbs (Marina)
- 11:23.0 Blevins (Campolindo)
- 11:23.7 Sheri Zucker(BevHills)11
- 11:23.7 Judi Zucker(BevHills)11
- 11:24.3 Nieto (Merced)
- 11:26.1 Roberts(Rio Am/Sacto)
- 11:27.0 Torranz(ElCaminoReal)
- 11:27.3 Cheryl Flowers(Valhalla)11
- 11:30.6 Sharon Roach(Kennedy)
- 11:30.7 Tami Ragan (Saugus)

880 YARD RUN

- 2:11.5 Ann Regan(Camden/SJ)
- 2:11.6 Cheri Williams(Livermore)
- 2:11.6 Marquita Belk(SilverCrk/SJ)
- 2:13.0 Linda Goen(N.Bkfld)11
- 2:14.0 Mary Jo Mottino(Vista)11
- 2:14.5 Pam Bowers(American/Fremont)
- 2:15.5 Susie Meek(PalosVerdes)
- 2:16.2 Honeywell(Kennedy/LA)
- 2:16.2 Diane Figliomeni(Saratoga)
- 2:17.0 Roxanne Bier(Independ/SJ)
- 2:17.0 Sala (Drake)
- 2:17.5 Michelle Bush(RollHills)11
- 2:18.0 Weber(Lynbrook)
- 2:18.4 Huyck (Aptos)
- 2:18.6 Calerie Ross(West/Torrnc)11
- 2:19.2 Lee (Castro Valley)
- 2:19.5 Sharon Hulse(Edison/HB)10
- 2:19.6 Jane Spencer(BonVista/ChVs)
- 2:19.7 Tracy Kearns (YubaCity)
- 2:19.9 Cheryl Flowers(Valhal/SD)11
- 2:20.7 Laurie Proulx(ElCajon)
- 2:20.7 Staci Kneeshaw(Foothill)10
- 2:20.9 Diane Harrell(PlsVrds)10
- 2:21.0 Sandra Anderson(BevHls)11
- 2:21.1 Sonja Harringfeld(Beyer/Sac)
- 2:22.0 Whiteman(Miramesa/SU)

110 YARD HURDLES

- 13.9 Kris Costello(Lynbrook/SJ)
- 14.3w Alexander(Crawford/SD)14.6
- 14.6 Hawthorne(El Cerrito)
- 14.86m Marlene Harmon(ThouOaks)10
- 14.7 Flowers(Crawford/SD)
- 14.8w Arana (Terra Nova)
- 14.8 Tawny Singleton(Nord/Oj)10
- 14.9 Tracy Hanlon(Edis/HB)11
- 14.9 Cheryl Glazier(ElToro)
- 14.9 Yarbrough(Clovis)
- 14.9 Laurie Carroll(SanMarcos)
- 14.9 Carroll(Fountain Valley)
- 15.0 Venable(Sunnyvale)
- 15.24m Kris Sorrensen(Claremont)11
- 15.0 Ruff (Berkeley)
- 15.0 Reimann(Saratoga)
- 15.0 Robinson(Antelope Valley)
- 15.0 Laura Held(Edis/HuntBch)
- 15.0 Edwards(Pacific/S.Bern)

MILE RUN

- 4:59.0 Roxanne Bier(Indep/SJ)
- 5:00.1 Linda Goen(N.Bkfld)11
- 5:00.9 Cheri Williams(Livermore)
- 5:02.6 Susie Meek(PalosVerdes)
- 5:03.4 Michelle Bush(RollHls)11

15.2 Paula Weishoff(West/Torrnce)
 15.2 Overstreet(Lincoln/SD)
 15.2 Costello(El Camino)
 15.2 Milton(Fairfield)

2 MILE RELAY

10:09.3i Carlmont/Oakland
 10:10.3i Piedmont
 10:16.8i Sequoia/Redwood City
 10:23.4i Marin Catholic/Kentfield

440 YARD RELAY

47.4 Crawford/San Diego
 47.6 Berkeley
 48.2 Edison/Fresno
 48.4 Westchester/LA
 48.5 Morse/San Diego
 48.7 Locke/LA
 48.9 Silver Creek/San Jose
 49.0 Bakersfield
 49.0 Fremont/LA
 49.1 Crenshaw/LA
 49.1 Monrovia
 49.2 Jordan/Long Beach
 49.3 Hill/San Jose
 49.3m Thousand Oaks
 49.5 Oakland Tech
 49.6 Lynbrook/San Jose
 49.8 Jordan/LA
 49.8 McClymonds/Oakland
 49.9 West/Torrance
 49.9 Tamalpais
 49.9 Valley/Santa Ana
 49.9 Poly/Long Beach
 49.9 Oakland
 49.9 Huntington Beach
 50.0 Centennial/Compton
 50.1 Patrick Henry/San Diego
 50.1 Estancia
 50.1 Merced
 50.1 Cordova/Sacto
 50.4 Muir/Pasadena

DISTANCE MEDLEY RELAY

12:43.3 Santa Barbara
 12:50.3 Camarillo
 13:02.3 Helix/La Mesa
 13:14.3 West/Torrance
 13:19.1 El Cajon
 13:20.6m Antelope Valley
 13:25.0m Arcadia
 13:35.3 Saugus

440 YARD SHUTTLE HURDLE RELAY

70.0 Upland
 71.1 Claremont
 71.2 Rolling Hills
 72.0 Oceanside

MILE RELAY

3:57.6 Berkeley
 3:59.1 Crawford
 4:00.0 North/Bakersfield
 4:01.2 Edison/Fresno
 4:01.3 West/Bakersfield
 4:03.8 Locke/LA
 4:03.1m West/Torrance
 4:03.6m Thousand Oaks
 4:04.8 Cordova/Sacto
 4:05.3 Morse/San Diego
 4:05.3 Fremont/LA
 4:05.4 Edison/Huntington Beach
 4:05.6 Redlands
 4:05.6 Drake/San Francisco
 4:05.6 Palisades
 4:06.1 Valley/Santa Ana
 4:06.5 Monroe/LA
 4:06.5 Westchester/LA
 4:07.1 Carlmont
 4:08.0 Pittsburg
 4:08.3 Huntington Beach
 4:09.6 Fountain Valley

HIGH JUMP

5-8½ Ruso (Watsonville)
 5-8 Sue McNeal(Carlsbad)10
 5-8 Ellen Fargo(CresVly)10
 5-8 Kari Gosswiller(Upland)
 5-7 Snarf (Carmel)
 5-7 Pfifer(Indepd/SJ)
 5-7, Anne Erpenbeck(HuntBch)
 5-7 Nancy Redican(SimiVly)
 5-6½ King (Menlo-Atherton)
 5-6 Tonya Alston(Chico)
 5-6 Kelly McPheeters(Orange)
 5-6 Corona (Sunny Hills)
 5-6 Sconiers(Wash/Easton)
 5-5 Mary Winniwisser(BishopDiego)
 5-5 Pritts(Azusa)
 5-5 Herse(Patrick Henry/SD)
 5-5 Cheri Beauregard(NewbPark)
 5-5 Candy Acres(SanMarcos/SB)

LONG JUMP

20-4 3/4 Gwen Loud(Westches/LA)11
 19-8 Kathy Haynes(Madera)
 19-0 Magnolia Files(Dorsey/LA)
 18-6 Cooper(Dominguez/LA)
 18-6 Markham(Dorsey/LA)
 18-5 Frazier (Fremont/LA)
 18-3½ Wright (Edison/Fresno)
 18-3 Rhonda Whitlow(Vista)




photo by Keith Conning

KIM COSTELLO (lane 4), TONYA ALSTON (lane 5), CAROLYN RUFF (lane 6), and LORETTA GILMORE (lane 7). 60 yard hurdles. Tonya Alston of Chico HS was the winner in 8.2. She also won the high jump at the Examiner Games at 5-10.

18-3 McLaughlin(Davis)
 18-2½ Grauf (LaJolla)
 18-2 Reed (Crawford/SD)
 18-1½ Kerry Zwart (CrescVly)11
 17-11½ Lenard (Palisades)
 17-11½ Veronica Bell(Garey/Pom)11
 17-11 Gatz(Torrance)
 17-10 Paula Ng(Livermore)
 17-10 Lambert (ElCamino/Ocnside)
 17-10 Gray (Marshall/Pasadena)
 17-9 Patty McFall(Hunt.Beach)
 17-9 Nicks (Ells/Richmond)
 17-8½ Costello(Lynbrook/SJ)
 17-8½ Pendleton(MissViejo)
 17-8 Kris Sorrensen(Claremont)11
 17-8 Pfifer (Indep/SJ)

40-9½ Klein (DosPueblos/Goleta)
 40-7½ Michelle (Gunderson)
 40-6 Jennie McBride(Vista)
 40-6 Reed (Alameda)
 40-3½ Stampfli (Lassen)
 40-2½ Washington(Redwood/Visalia)
 40-2 Bowling (Oakdale)
 40-1½ Banks (Delano)
 40-1 Martin (Sanger)

SHOT PUT

52-3 Jackie Nelson(Canyon/Anahm)
 44-3 Susan Springer(Salinas)
 43-1½ Rosario Ramos(Anaheim)
 42-9 Julie Green(FountainVly)
 42-8 Barker(Sequoias/RedwCty)
 42-7 Lynch(Camarillo)
 42-5 Kerry Zwart (CrescVly)
 42-1 Erickson(Mt.Shasta)
 42-0 Pryor(HolyName/Oakland)
 41-10½ Viunano(Narbonne/LA)
 41-5 Ford (Atwater)
 41-4 Bunton(RioAm/Sacto)
 41-1 Richardson(Jefferson/LA)
 41-0½ MacLaurie(SantaMonica)
 40-10½ Herse(PatrickHenry/SD)
 40-10 Kennedy(ElCaminoReal)
 40-9½ Tony Alston(Chico)

DISCUS

154-6 Pyle (Hoover/Glendale)
 148-9 Susan Springer(Salinas)
 145-4 Leslie Deniz(Gridley)
 142-2 Karen Stampfli(Lassen/Snv.e)
 137-1 Renee Buermann(Bkfld)
 131-9 Read (Alameda)
 130-6 Stacio (Homestead/Cupert)
 128-11 Herse (P. Henry/SD)
 127-10 Jill Ridenhour(YubaCity)
 126-6 Zena Kistler(Buena/Vent)10
 123-10 Ford (Atwater)
 122-5 Pryor (Holy Names)
 121-1 Washington (Morse/SD)
 120-0 Jennie McBride (Vista)
 119-0 Foster
 118-1 Bishop (Summerville)
 117-8 Lindy Toman(Amador)
 114-1 Kepner (MiraWesa/SD)
 113-7 Nadine Ramirez(Kennedy)
 113-0 Tonya Alston(Chico)
 112-7 Corcoran (ElCajon)
 111-4 Cathy Smith(Cabrillo)
 110-11 Jenkins(Santana/SD)
 110-6 Liz Powell(Righetti/SM)




photo by Keith Conning

CRAIG HOCHHAUS




photo by Keith Conning

ROBERT MAIOCCO

440 YARD RELAY

42.1	Edison-Fresno
42.1	Oakland
42.1	Centennial-Compton
42.3	Bakersfield
42.3	Compton
42.3	Banning-LA
42.4	Crenshaw-LA
42.4	Gardena-LA
42.4n	Monrovia
42.4n	Pasadena
42.5	Sacramento
42.5	Santa Ana Valley
42.6	Johnson-Sac
42.6	Pittsburg
42.6	Muir-Pasadena

MILE RELAY

3:18.7	Centennial-Compton
3:18.8	Banning-LA
3:19.4n	Locke-LA
3:19.8	Oakland
3:20.5	Muir-Pasadena
3:20.9	Bakersfield
3:21.5	Carlmont-Belmont
3:21.6	San Carlos
3:21.8n	Newport Harbor
3:21.9	Pittsburg
3:22.2	Morse-San Diego
3:22.2n	Del Mar-San Jose
3:22.5n	Crenshaw-LA
3:22.5n	Pasadena
3:22.5	Richmond

California

High School B

includes marks received through April 29, 1978


photo by Diane Johnson

100 YARD DASH

9.4	Ivan Cleveland (Pasadena)
9.5	M. Sanford (Pasadena)*
9.5	D. Butler (Fremont-LA)*
9.5	M. Morton (Inglewood)
9.6	W. Curran (Crespi-Encino)
9.6	Britton (Claremont)
9.6	Lester (Oakland)
9.6	Bernard (Galileo-SF)
9.6	Jones (South Gate)
9.6	Mills (Locke--LA)
9.6n	K. Bell (Crespi-Encino)
9.6n	McNeal (Oakland)
9.6n	Threatt (Pittsburg)
9.6w	K. Fowler (Fontana)
9.6w	H. Williams (Crenshaw-LA)
9.6w	Mays (Santa Monica)

220 YARD DASH

21.3	Willie Curran (Crespi-Enc)
21.5	Daniels (Fremont-LA)
21.5ww	Moseley (NorteDelRio-Sac)
21.6wn	Washington (Burbank-Sac) 21.8
21.6wn	Taylor (Overfelt-SJ) 22.0
21.7	V. Torrance (Gardena-LA)
21.7	Mills (Locke-LA)
21.8	Banks (Morse-SD)
21.8	Threatt (Pittsburg)
21.8	Cleveland (Pasadena)*
21.8	Carthan (University-LA)



GREG ERNST

440 YARD DASH

47.3	Rod Bethany (Fontana)
48.2	Newsome (Bakersfield)
48.8	Green (Cubberly-PaloAlto)
48.9	Maiooco (Liberty-Brentwood)
48.9	Caesar (Banning--LA)
49.0	Porter (Highland-Sac)
49.1	Clark (Westmont-DalyCity)
49.2	Banks (Morse-SD)
49.2n	Torrance (Gardena)
49.3	Dean (Moreno Valley)
49.3	Lewis (Banning-LA)
49.4	Johnson (SantaAnaValley)
49.4	Wycoff (Monroe-LA)
49.4	Stapleton (Lincoln-SF)

880 YARD RUN

1:54.0	Mike White (Richmond)
1:54.6n	Hale (Stagg-Stockton)
1:54.6n	O'Reilly (SanRafael)
1:55.7n	Montgomery (LaCanada)
1:55.9	Cangelosi (VillaPark)
1:55.9n	Schmidt (Anderson)
1:56.0	Lee (Castro Valley)
1:56.0	Avila (Cupertino)
1:56.0	Knerr. (Simi)
1:56.0	J. West (Crenshaw-LA)
1:56.1	D. Mack (Locke-LA)
1:56.1n	Alley (Royal)

HIGH JUMP

7-0	Caraie Fairman(SanPedro)
6-10 $\frac{1}{2}$	Harris(IosAlamitos)
6-10 $\frac{1}{4}$	Fernandez(Hill-SJ)
6-10	A. Williams(ElCamino-Ocean)
6-10	Wyrick(Mt.Pleas-SJ)
6-10	Edwards(TerraLinda-SanRafael)
6-9	Baldwin(Fairfield)
6-9	Schiefer(Madison-SD)
6-9	Steelman(Yucaipa)
6-9	Galloway(Royal)
6-9	Morales(Walnut)
6-8 $\frac{3}{4}$	Asami (SunnyHills)
6-8 $\frac{3}{4}$	Balkin (Glendale)*

POLEVAULT

17-4 $\frac{1}{2}$	Anthony Curran(Crespi-Enc)
16-4	G. Ernst(ElDorado)
15-10	Tardieu(DelMar-SJ)
15-6	S. Foss(SantaYnez)
15-6	McIntyre(LosAlamitos)
15-4	Tully(Milliken-LongBeach)
15-1	White (LaCanada)
15-0	D. Kenworthy(Crespi-Encino)
15-0	Preciado(Homestead-Cupert)
15-0	McAlexander(MontaVista-Cup)
15-0	Hill(Wilson-Long Beach)
14-8	Hyatt(Vintage-Napa)
14-7 $\frac{1}{2}$	D. Pollard(Highland-Bkfld)

LONG JUMP

24-11 $\frac{1}{2}$	Dokie Williams(ElCamino-Ocn)
24-5 $\frac{3}{4}$	D. Butler(Fremont-LA)*
24-5	T. Pitts(SantaAnaVly)
23-10 $\frac{1}{2}$ w	Miller(DeAnza-Richmond)
23-7 $\frac{1}{2}$	Berger(Canyon-Anaheim)
23-7	Turner(ChannelIslands)
23-5	Bruce(Menlo-Atherton)
23-4	Bradford (Fairfax-LA)
23-2 $\frac{1}{2}$	Lee (Poly-Long Beach)
23-2	Finley(Cupertino)
23-2w	Palmer (Vacaville)
23-1 $\frac{1}{2}$	Asami (Sunny Hills)
23-0	Fowler(Fontana)

TRIPLE JUMP

52-5 $\frac{1}{2}$ w	D. Williams(ElCamino-Oc)51 $\frac{1}{2}$
48-9 $\frac{1}{2}$	C. Roberts(Cerritos)
48-7	Colter(Piner-Santa Rosa)
48-6w	Lamberton(Fairfield)47-11
47-11	Jones (Pasadena)
47-11	Sanders(Grant-Sac)
47-9	Marchbank(Santa Rosa)
47-5	M. Haynes(Highland-Bkfld)**
47-4	Norris(CoachellaValley)
47-3 $\frac{1}{2}$	H. Ellard (Hoover-Fresno)
47-3 $\frac{1}{2}$	Gilbert(SantaBarbara)



photo by Keith Conning

STEVE STRANGIO



photo by Keith Conning

KEVIN HOLLADAY

SHOT PUT

64-2	Dave Porath(Atwater)
62-5 $\frac{1}{2}$	Faul (W. Covina)
61-3 $\frac{1}{2}$	Brown(Mater Dei)
61-3	Strange(MiraLoma-Sac)
61-1 $\frac{1}{2}$	Gauthier(Valhalla-ElCajon)
59-10 $\frac{1}{2}$	Parker (St. Ignatius-SF)
59-5	Pole(ElCapitan-SD)
58-5	Spillers (Rowland)
57-11 $\frac{1}{2}$	D. Mosebar(Mt.Whitney-Vis)
57-11	VarParis(Napa)
47-8 $\frac{1}{2}$	Bryant(Antelope Valley)

DISCUS

206-6	Dave Porath(Atwater)CalBest
192-8	Bryant(Antelope Valley)
188-8	Peterson(N.Salinas-Salinas)
183-11	Gauthier(Valhalla-ElCajon)
181-7	Green(Fremont-Sunnyvale)
177-9	Thomas (McLane-Fresno)
176-11	Orr (Canyon-Saugus)
176-4	Kraychir(SanJacinto)
174-11	Pole(ElCapitan-SD)
174-9	Bruce (Valencia)
174-7	Struble(Sunnyvale)
173-4	Kilpatrick(Northridge)

SHOT PUT

64-2	Dave Porath(Atwater)
62-5½	Faul (W. Covina)
61-3½	Brown(Mater Dei)
61-3	Strange(MiraLoma-Sac)
61-1½	Gauthier(Valhalla-ElCajon)
59-10½	Parker(St. Ignatius-SF)
59-5	Pole(ElCapitan-SD)
58-5	Spillers (Rowland)
57-11½	D. Mosebar(Mt. Whitney-Vis)
57-11	VanParis(Napa)
47-8½	Bryant(Antelope Valley)

DISCUS

206-6	Dave Porath(Atwater)CalBest
192-8	Bryant(Antelope Valley)
188-8	Peterson(N. Salinas-Salinas)
183-11	Gauthier(Valhalla-ElCajon)
181-7	Green(Fremont-Sunnyvale)
177-9	Thomas (McLane-Fresno)
176-11	Orr (Canyon-Saugus)
176-4	Kraychir(SanJacinto)
174-11	Pole(ElCapitan-SD)
174-9	Bruce(Valencia)
174-7	Struble(Sunnyvale)
173-4	Kilpatrick(Northgate)
172-4	T. Bennett(Kingsburg)
171-10	Ezerski(Cupertino)
170-8	Frazee(BellaVista)
170-6	Abendroth(Lowell)

100 YARD DASH

10.4w	Kelia Bolton(Hill/SJ)10.5
10.5	Valarie Brisco(Locke/LA)
10.5	Elaine Parker(Oceana/DalyCy)
10.5w	Judy Reed(Crawford/SD)11.00
10.6w	Freida Cobbs(Berkeley)10.8
10.6w	Sharon Ware(Berkeley)10.7
10.93	Alice Brown(11)(Muir/Pasad)
10.7	Gwen Loud(11)(Westchester/LA)
10.7	Pam Marshall(Jordan/LongBch)
10.7w	Vanessa Denniston(HuntBch)10.9
10.7w	Florence Griffith(Jordan/LA)10.8
10.8	Denise Eddington(LA)
10.8	Constance Ward(South/Bkfld)
10.8w	Jeannette Bolden(Center/Comp)11.17
10.8w	Christine Herring(Morse/SD)11.1
10.8w	Marabella Washington(Cen/Comp)11.13
10.8w	Kim Webster(DeAnza/Richmond)
10.8w	Danita Young(Crawford/SD)11.1
10.9	Dorcus Dewitty(Westchester/LA)
10.9	Brenda Winston(SanGorg/SBern)
10.9	Roxanne Wright(Edison/Fresno)
10.9	Mona Yates(Edison/Fresno)
10.9w	Bullard(Morse/SD)11.2
10.9w	Crystal Johnson(SantaMaria)
10.9w	Tammy Sullivan(Ayer/Milpitas)
10.9w	Robinson(Hoover/SD)
10.9	Allison Durnell(Redwood)

High School Girls

BEST MARKS

1978

Compiled by Rich Ede.

220 YARD DASH

23.89	Valarie Brisco(Locke/LA)
23.94	Pam Marshall(Jordan/LongBch)
23.99	Kelia Bolton(Hill/SJ)
23.7	Freida Cobbs(Berkeley)
24.0	Judy Reed(Crawford/SD)
24.0	Brenda Winston(11)(SanGorg/SB)
24.22	Alice Brown(11)(Muir/Pasad)
24.33m	Gwen Loud(11)(Westchester/LA)
24.46	Gwen Gardner(Crenshaw/LA)
24.4	Florence Griffith(Jordan/LA)
24.65	Dorcus Dewitty(Westchester/LA)
24.66	Elaine Parker(Oceana/DalyCty)
24.6	Christine Herring(Morse/SD)
24.6	Sharon Ware(Berkeley)
24.70	Marabella Washington(Cen/Comp)
24.7	Denise Eddington(LA)
24.87	Vanessa Denniston(HuntBch)
24.8	Jackson(Mission Bay/SD)
24.8	McClain(Pacific/SanBernar)
24.8	Kim Webster(DeAnza/Richmond)
24.9	Linda Cassidy(W.Torrance)
24.9	Ward(South/Bkfld)
24.9	Roxanne Wright(Edison/Fresno)
25.0	Tina Lawson(Hill/San JoseP)
25.1	Kris Costello(Lynbrook/SJ)
25.1	Flores(Marian/SD)
25.1	Young(El Cerrito)
25.1	Allison Durness(Redwood/Lark)

Send all additions and corrections to Rich Ede,
1424 Lyoak Dr., Claremont, CA 91711

440 YARD DASH

53.96	Valarie Brisco(Locke/LA)
54.3	Arlise Emerson(11)(Westmin)
54.94	Gwen Gardner(Crenshaw/LA)
55.1	Marquita Belk(SilverCrk/SJ)
55.6	Kim White(Berkeley)
55.76	Kim Law(Valley/SantaAna)
55.7	Ann Regan(Camden/SJ)
55.8m	Freida Cobbs(Berkeley)
55.99	Bobby Gilmore(McClatchy/Sac)
56.39	Linda Cassidy(W.Torrance)
56.4	Green(Tamalpais/Mill Vly)
56.56	Lisa Peters(Northgate/WalCrk)
56.7	LaJean Fortune(Cordova/Sac)
56.84	Cecilia Poppen(ThousandOaks)
56.89	Cindy Cumbess(Wilson/LA)
56.8	Leslie Miles(Moreau/Hayw)
56.8	Paula Phillips(Seaside)
56.9	Kim Edmunds(McLane/Fresno)
56.9	Cynthia Jones(Hogan/Vallejo)
57.12	Lori White(10)(ManArts/LA)
57.2	Steen(Valley/Santa Ana)
57.3	Taylor(Independence/SJ)
57.5	Michelle Hawthorne(ElCerr)
57.5	Stacy Kneeshaw(10)(Foot/Tus)
57.6	Helen Fulton(McLane)
57.62	Patty Green(TerraLinda)
57.83	Kim Maclay(Wilcox)
57.89	Debbie Kainz(11)(Ontario)
57.8	Beshears(Fremont/LA)
57.9	Judy Reed(Crawford/SD)



photo by Bill Leung, Jr.

CHERI WILLIAMS (Livermore) and SUSIE MEEK (Palo Verde) lead the high school State Championships two mile run. Williams was the eventual winner.

880 YARD RUN

2:06.2	Ann Regan(Camden/SJ)	2:16.19	Shaun Sibel(SanJuan/CitHts)
2:10.0	Cheri Williams(Livermore)	2:16.2	Honeywell(Kennedy/GranHills)
2:10.46	Michelle Bush(11)(RollHills)	2:16.6	Debbie Lee(CastroVly)
2:10.79	Linda Goen(11)(North/Bkfld)	2:16.83	Roberta Lenard(Palisades)
2:10.94	Staci Kneeshaw(10)(Foot/Tus)	2:17.2	Valeris Ross(11)(W.Torr)
2:11.67	Louise Romo(N.Torrance)	2:17.31	Eileen Brennan(MarinCath)
2:11.6	Marquita Belk(SilverCrk/SJ)	2:17.40	Michelle Kaplan(Monroe/LA)
2:11.6	Arlise Emerson(Westminster)	2:18.0	Andrea Ward(Lutheran/LA)
2:11.9	Diane Figliomeni(Saratoga)	2:18.1	Joan Redfern(Lodi)
2:13.3	Leslie dela Torre(Royal/Simi)	2:18.3	Helen Lopez(Delano)
2:14.0	Mary Jo Mottino(11)(Vista)	2:18.8	Tara Hobbs(SantaBarbara)
2:14.3	Rhonda Patcha(Valencia/Plac)	2:18.8	Sharon Hulse(10)(Edison/HB)
2:14.5	Pam Bowers(American/Fremont)	2:18.2m	Stone(University/Irvine)
2:14.5	Lori Saia(Drakes/San Anselmo)	2:19.0	Cheryl Flowers(Valhalla/SD)
2:15.5	Suzie Meek(PalosVerdes)		
2:16.09	Dianne Kenny(Novato)		

MILE RUN

4:44.95	Cheri Williams(Livermore)
4:49.65	Suzie Meek(PalosVerdes)
4:50.7	Sharon Hulse(10)(Edison/HB)
4:52.04	Linda Goen(11)(North/Bkfld)
4:52.29	Kelly Wells(Quartz Hill)
4:52.5	Kathy Mintie(Rosary)
4:52.42	Suzanne Richter(Chico)
4:53.21	Pam Bowers(American/Fremont)
4:53.80	Michelle Bush(11)(RollHills)
4:54.6	Ann Regan(Camden/SJ)
4:55.6	Honeywell(Kennedy/GranHills)

4:55.80	Cheryl Flowers(11)(Valhal/SD)
4:57.3	Sarah Sweeney(MarinCath/Kent)
4:58.0	Tracy Weber(Lynbrook/SJ)
4:59.0	Roxanne Bier(Indep/SJ)
5:01.2	Renee Ortiz(Tulare Western)
5:02.8	Fulkerson(Camarillo)
5:03.2	Shelly Nieto(Merced)
5:03.3	Kim Schavrpfeil(San Mateo)
5:04.4	Tami Hogge(Canyon/Saugus)
5:04.8	Tara Hobbs(Santa Barbara)
5:04.9	Cregut (Camarillo)
5:05.0	Kaplan (Monroe/LA)
5:05.3	Deegan (Alemany)
5:08.8	Julie Hayes (Dublin)
5:08.9	Cathy Schmandt(SantaBarb)
5:09.3	Jennifer Heaton(ClovisWest)
5:10.0	Karen Bain (RioAmer)

2 MILE RUN

10:09.8	Cheri Williams(Livermore)
10:23.54	Suzie Meek(PalosVerdes)
10:37.8	Roxanne Bier(Indep/SJ)
10:44.9	Pam Bowers(American/Fremont)
10:46.2	Kerry Brogan(Los Altos)
10:48.0	Irene Crowley(Overfelt/SJ)
10:50.32	Janice Kelley (Hemet)
10:53.4	Laurie Crisp (Downey/Mod)
10:54.99	Sharon Roach(Kennedy/LaPalma)
10:55.3	Renee Ortiz(TulareWestern)
10:56.0	Jill Walker(Bkfld)
10:57.5	Julie Hayes (Dublin)
10:59.1	Carol Keller(Helix/LaMesa)
11:01.1	Lisa Scaduto(SantaMonica)
11:05.0	Michelle Bush(11)(RollHills)
11:05.6	Tara Hobbs(SantaBarbara)
11:06.8	Deloria Hobson(CanogaPark)
11:08.8	Sherri Torrens(ElCam/LA)
11:11.4	Mary Carman(11)(SanMarcos/SB)
11:13.0	Crumly(Hilltop/SD)
11:13.4	Cheryl Flowers(11)(Valhalla/SD)
11:13.4	Flynn (Berkeley)
11:14.0	Brown (San Pasqual)
11:15.2	Debbie Bitz (Irvington)
11:15.3	Arlene Daley (Granada)
11:17.0	Steese (Canyon/Anaheim)
11:17.4	Dede Tracey(Antelope Vly)
11:17.6	Jane Spencer(BonitaVista/CV)
11:20.9	Diane Brink (San Marino)
11:20.9	Kady Wanamaker(Summerville)
11:21.0	Mari Gibbs(9)(Marina/HB)
11:21.0	Alicia Kirkhorn(10)(Edis/HB)
11:21.8	Pam Rippe(Granada Hills)

110 YARD HURDLES

13.83	Kris Costello(Lynbrook/SJ)
13.95***	Kim Costello(ElCamino/SSF)
13.9	Michelle Hawthorne(ElCerr)
13.9w***	Angel Kellen(Leland/SJ)14.2
14.2	Sherifa Sanders(OaklandTech)
14.3w	Kari Alexander(Crawford/SD)14.6
14.41	Dulce Reade(La Mirada)
14.41	Lori Smith (Gardena)
14.46	Ceola Bullett(Cent/Comp)
14.48	Marlene Harmon(10)(ThOaks)
14.4	Cheryl Glazier(ElToro)
14.4	Val Matthews(Davis/Modesto)
14.4	Joyce Scott(Vanden/Trav)14.44
14.4	Alesia Sweeney(Tamal/MillVly)
14.4w	Tonya Alston(Chico)
14.5	Tracy Hanlon(11)(Edison/HB)
14.5	Laura Held(Edison/HB)
14.67	Michele Jerald(Univ/LA)
14.6	Laurene Perkins(Helix/LaMesa)
14.6	Wilson(Morse/SD)
14.7	Flowers(Crawford/SD)
14.85	Lauren Swan(Pacific Palis)
14.8	Kathy Bower(Torrance)
14.8	Val Flemmings(Northgate)
14.8	Tawny Singleton(10)(Nordhoff)
14.9	Carroll(Fountain Valley)
14.9	Laurie Carroll(SanMarcos/SB)
14.9	Chris Davenport(Troy/Full.)
14.9	Janet Yarbrough(Clovis)

440 YARD RELAY

47.14	Jordan/LA
47.15	Hill/San Jose
47.2	Crawford/San Diego
47.30m	Berkeley
47.37	Morse/SD
47.38m	Westchester/LA
47.61	Crenshaw/LA
47.77	Edison/Fresno
47.84	Dorsey/LA
47.96	Thousand Oaks
47.9	South/Bakersfield
48.32	Valley/Santa Ana
48.47	Muir/Pasadena
48.18m	Centennial/Compton
48.4	Fremont/LA
48.4	Locke/LA
48.4	Tamalpais/Mill Valley
48.54	Northgate/Walnut Creek
48.5	El Cerrito
48.5	Oakland Tech
48.83	Monrovia
48.87	Fountain Valley
48.8	Gardena
48.9	Silver Creek/SJ
49.0	Bakersfield
49.0	Poly/Long Beach
49.0	Carlmont