

BEST MARKS

CALIFORNIA MEN 1981

This list contains the best California marks so far for 1981. It includes marks received through May 15. Please send additions, and corrections to California Track & Running News, P.O. Box 6103, Fresno, CA 93703. Thanks to all of the college coaches who helped us out by regularly sending us their best marks lists. Now, if we could just get some help from the clubs. We didn't receive one single mark from a club coach, director, or athlete. We'll be running a final 1981 listing in August or September. We are also looking for an open division statistician to handle these men's rankings in the future. If interested please contact the Editor at the above address.

photo by Don Gosney



John Koningh (left), Dan Aldridge (middle), and Ray Wicksell

100 METERS

10.05 James Sanford (SCA)
10.20 Eric Brown (UCLA)

800 METERS

1:45.43 Mike Bolt (SCS)
1:46.01 James Robinson (UCAC)

STEEPLECHASE

8:40.1 Dave Daniels (UCLA)
8:41.2 Bill McCullough (SSTC)
8:43.6 Ivan Huff (SLO)
8:46.6 Mike Dyer (Cal)
8:47.3 Charles Gray (Unat)
8:53.6 Mike Tylman (UCI)
8:53.7 Carmelo Rios (CPSLO)
8:53.8 Mark LaBonte (Cal)
8:54.4 Bryan Foley (FSU)
8:54.5 Mark Lewis (UCLA)
8:54.6 Kevin Jones (CPSLO)
8:55.8 Rod Berry (Stan)
8:56.2 Scott Deschemaecker (MPC)
8:58.3 Robert Lusitana (SDS)
8:59.4 Dennis Arriola (Stan)
8:59.9 Bill Graham (Stan)

5000 METERS

13:35.5 Doug Padilla (BYU)
13:36.0 Duncan Macdonald (AW)
13:39.0 Ed Arriola (Unat)
13:44.31 Dan Aldridge (Sub-4)
13:47.0 Benton Hart (WVTC)
13:49.0 Steve Alvarez (UCR)
14:01.0 Dan Grimes (HSU)
14:01.8 Tom Downs (Cal)
14:02.1 Steve Ortiz (Unat)
14:04.0 Jeff Nelson (Glendale CC)
14:08.8 Don Moses (UCLA)
14:09.5 Terry Gibson (CPSLO)
14:11.9 Charlie Christensen (UCI)
14:12.2 Ron Cornell (UCLA)
14:12.45 Ivan Huff (CPSLO)
14:12.6 Rich McCann (Cal)
14:14.67 Dave Daniels (UCLA)
14:14.8 Manny Bautista (CPSLO)

10,000 METERS

28:33.0 Benton Hart (WVTC)
28:37.5 Steve Ortiz (Unat)
28:41.7 Tom Wysocki (Sub-4)
28:56.0 Dan Harvey (SJS)
29:10.5 Domingo Tibaduiza (WVTC)
29:10.6 George Mason (AIA)
29:11.7 Dan Grimes (HSU)
29:18.2 Manny Bautista (CPSLO)
29:19.0 Bill Graham (Stan)
29:24.3 Rich McCann (Cal)
29:25.9 Bill Adams (AIA)

photo by Don Gosney



Tyke Peacock

29:44.7 Tom O'Neil (Stan)
29:45.5 Chris Hughes (UCSB)
29:46.2 Rick Rose (UCLA)


110 METER HURDLES

13.10 Greg Foster (Shaklee)
13.43 Sam Turner (SSTC)
13.49 Dedy Cooper (BAS)
13.55 Tonie Campbell (USC)
13.64 Larry Cowling (Cal)
13.65 Milan Stewart (USC)
13.70 Greg Veatch (SCS)
13.74 Dan Lavitt (PCC)
13.81 James McCraney (Macc)
13.83 Ashland Whitfield (Macc)
13.88 Whitfield (BAS)
13.95 Andre Phillips (UCLA)

400 METER HURDLES

48.61 Edwin Moses (UI)
48.62 Andre Phillips (UCLA)
49.62 James King (Macc)
49.83 Bart Williams (SSTC)
50.28 Tonie Campbell (USC)
50.41 Rhao Shefield (Macc)

photo by Don Gosney



Ben Plucknett

4x100 RELAY

39.10 USC Alumni
39.33 UCLA
39.44 USC
39.52 USC T.C.
39.9 Stars & Stripes TC
39.94 San Diego State
39.99 Cal Poly San Luis Obispo
40.09 Mt. San Antonio College
40.13 Cal Berkeley
40.2 San Jose State
40.32 Pasadena CC
40.3 Spartan TC
40.4 Sacramento CC
40.53 UC Irvine
40.73 American Council of Athletics
40.85 Maccabi TC
40.9 Fresno State University
40.9 Capitol City Striders
40.91 Taft CC
40.91 Cal State Northridge

4x400 RELAY

3:05.18 San Diego State
3:05.52 UCLA
3:05.73 Maccabi TC



John Koningh (left), Dan Aldridge (middle), and Ray Wicksell

100 METERS

10.05	James Sanford (SCA)
10.20	Eric Brown (UCLA)
10.25	Bill Green (USC)
10.32	David Russell (SDS)
10.32	Greg Simmons (SDS)
10.38	Mike Sanford (USC)
10.39	Mark Kent (CPSLO)
10.39	Kenny Robinson (Berkeley HS)
10.45	Adrian Jones (Pasadena CC)
10.45	Greg James (SSTC)
10.52	Harold Williams (SDS)
10.54	Marion McCoy (Macc)
10.55	Kevin Willhite (Cordova HS)
10.57	Kevin Smith (CSUH)

200 METERS

20.20	James Sanford (SCA)
20.39	Eric Brown (UCLA)
20.47	Don Quarrie (SCA)
20.53	Bill Green (USC)
20.62	Kevin Hollins (Sac CC)
20.67	Roy Mosley (Sac CC)
20.83	Nate Williams (Sac CC)
20.85	Ray Threatt (AZ)
20.88	Mike Sanford (USC)
20.90	David Russell (SDS)
20.96	Eddie Carey (UCI)
20.98	Chris Whitlock (WSU)
20.99	Larry Goldston (UCLA)
21.01	Clancy Edwards (Unat)

400 METERS

45.07	Bill Green (USC)
45.35	Eddie Carey (UCI)
45.84	Chris Whitlock (WSU)
46.03	Pat Croft (CPSLO)
46.11	Larry Goldston (UCLA)
46.14	Tim Peters (AIA)
46.19	Tony Banks (UCLA)
46.24	Rod Bethany (USC)
46.28	Billy Konchellah (SDS)
46.43	Chris Blaylock (SDS)
46.68	R. Jackson (Pasadena CC)
46.75	Cook (CP-Pom)
46.76	Mike Turner (USC)
46.8	Kenny Robinson (Berkeley HS)

800 METERS

1:45.43	Mike Boit (SCS)
1:46.01	James Robinson (ICAC)
1:46.11	Mark Enyeart (PCC)
1:47.05	Steve Scott (Sub-4)
1:47.17	Brian Theriot (SSTC)
1:47.18	David Mack (OR)
1:48.26	Andy Clifford (AIA)
1:48.2	Mike White (Cal)
1:48.43	Vernon Sallaz (CPSLO)
1:48.44	Bo Breigan (SJS)
1:48.50	Gerald Masterson (SMT)
1:48.8	Jeff West (UCLA)
1:49.60	David Omwanza (Unat)
1:49.9	Dave Brown (UCLA)

1500 METERS

3:36.01	Steve Scott (Sub-4)
3:42.19	Andy Clifford (AIA)
3:42.47	Dan Aldridge (Sub-4)
3:43.08	Doug Padilla (BYU)
3:43.31	Mark Luevans (SMT)
3:44.4	Frank Assuma (UCR)
3:44.50	John Koningh (Sub-4)
3:44.9	David Mack (OR)
3:45.9	Brian Russell (UCLA)
3:46.6	John Schaer (Stanford)
3:46.67	Graeme Fell (SDS)
3:46.9	Tom Downs (Cal)
3:47.0	Ron Cornell (UCLA)
3:47.25	M. Pope (Grossmont JC)
3:47.4	Vernon Sallaz (CPSLO)
3:47.5	Bryan Foley (FSU)

ONE MILE

3:51.81	Steve Scott (Sub-4)
3:56.61	Doug Padilla (BYU)
3:59.31	Mark Belger (PCC)
3:59.9	Dan Aldridge (Sub-4)
4:02.43	Graeme Fell (SDS)
4:03.2	Andy Clifford (AIA)
4:03.6	John Koningh (Sub-4)
4:04.7	Duncan Macdonald (AW)
4:06.2	Dave Wicksell (Sub-4)
4:08.55	Steve Whitcomb (UCLA)

13:44.31	Dan Aldridge (Sub-4)
13:47.0	Benton Hart (WVTC)
13:49.0	Steve Alvarez (UCR)
14:01.0	Dan Grimes (HSU)
14:01.8	Tom Downs (Cal)
14:02.1	Steve Ortiz (Unat)
14:04.0	Jeff Nelson (Glendale CC)
14:08.8	Don Moses (UCLA)
14:09.5	Terry Gibson (CPSLO)
14:11.9	Charlie Christensen (UCI)
14:12.2	Ron Cornell (UCLA)
14:12.45	Ivan Huff (CPSLO)
14:12.6	Rich McCann (Cal)
14:14.67	Dave Daniels (UCLA)
14:14.8	Manny Bautista (CPSLO)

10,000 METERS

28:33.0	Benton Hart (WVTC)
28:37.5	Steve Ortiz (Unat)
28:41.7	Tom Wysocki (Sub-4)
28:56.0	Dan Harvey (SJS)
29:10.5	Domingo Tibaduiza (WVTC)
29:10.6	George Mason (AIA)
29:11.7	Dan Grimes (HSU)
29:18.2	Manny Bautista (CPSLO)
29:19.0	Bill Graham (Stan)
29:24.3	Rich McCann (Cal)
29:25.9	Bill Adams (AIA)
29:27.0	Terry Gibson (CPSLO)
29:28.1	Don Moses (UCLA)



Rob Riley

29:44.7	Tom O'Neil (Stan)
29:45.5	Chris Hughes (UCSB)
29:46.2	Rick Rose (UCLA)


110 METER HURDLES

13.10	Greg Foster (Shaklee)
13.43	Sam Turner (SSTC)
13.49	Dedy Cooper (BAS)
13.55	Tonie Campbell (USC)
13.64	Larry Cowling (Cal)
13.65	Milan Stewart (USC)
13.70	Greg Veatch (SCS)
13.74	Dan Lavitt (PCC)
13.81	James McCraney (Macc)
13.83	Ashland Whitfield (Macc)
13.88	Whitfield (BAS)
13.95	Andre Phillips (UCLA)

400 METER HURDLES

48.61	Edwin Moses (UI)
48.62	Andre Phillips (UCLA)
49.62	James King (Macc)
49.83	Bart Williams (SSTC)
50.28	Tonie Campbell (USC)
50.41	Rhan Sheffield (Macc)
50.74	Larry Cowling (Cal)
50.89	Bill Dorval (UCI)
50.99	Don Ward (OR)
51.2	R. Kennedy (ACA)
51.30	Allen Jones (LBCC)
51.5	Bernie Holloway (LBCC)
51.6	Dedy Cooper (BAS)
51.71	Gary Shumway (Stan)
51.85	Quinton James (Chaffey JC)

photo by Bill Leung, Jr.



Mark Anderson


4x100 RELAY

39.10	USC Alumni
39.33	UCLA
39.44	USC
39.52	USC T.C.
39.9	Stars & Stripes TC
39.94	San Diego State
39.99	Cal Poly San Luis Obispo
40.09	Mt. San Antonio College
40.13	Cal Berkeley
40.2	San Jose State
40.32	Pasadena CC
40.3	Spartan TC
40.4	Sacramento CC
40.53	UC Irvine
40.73	American Council of Athletics
40.85	Maccabi TC
40.9	Fresno State University
40.9	Capitol City Striders
40.91	Taft CC
40.91	Cal State Northridge

4x400 RELAY

3:05.18	San Diego State
3:05.52	UCLA
3:05.73	Maccabi TC
3:06.7	USC
3:07.02	UC Irvine
3:07.66	Sacramento CC
3:08.94	Mt. San Antonio College
3:09.1	Cal Berkeley
3:09.66	San Jose State
3:09.8	Cal Poly San Luis Obispo
3:09.9	Pasadena CC

photo by Bill Leung, Jr.




James Sanford

photo by Don Gosney



Greg Woepse



Matt Mileham

- 3:11.41 Capitol City Striders
- 3:11.72 Fresno State University
- 3:12.3 Long Beach CC
- 3:12.9c Berkeley High School
- 3:12.9 Glendale CC

HIGH JUMP

- 7-5 Tyke Peacock (MJC)
- 7-5 Brian Stanton (LBCC)
- 7-4 1/2 i Dwight Stones (PCC)
- 7-4 1/4 Lee Balkin (UCLA)
- 7-4 1/4 Roger Curtis (SCS)
- 7-4 Thurlis Gibbs (Unat)
- 7-3 Nat Page (SCS)
- 7-3 Reynaldo Brown (AATC)
- 7-2 3/4 Brian Saunders (Macc)
- 7-2 1/4 Schiefer (SDS)
- 7-2 1/4 Del Davis (UCLA)
- 7-2 1/4 Mike Nelson (Cal)
- 7-2 M. Goode (Alameda CC)
- 7-1 3/4 Dan McNamara (FSU)
- 7-1 Tim Arnwine (LBCC)
- 7-1 Mel Baker (LBCC)
- 7-1 Rory Kotinek (Unat)

POLE VAULT

- 18-4 1/2 Larry Jesse (Macc)
- 18-1 3/4 Greg Woepse (ACA)
- 18-0 1/2 Anthony Curran (UCLA)
- 18-0 Dan Ripley (PCC)
- 17-9 1/4 i Ralph Haynie (SCS)
- 17-8 1/2 Felix Bohni (SJS)
- 17-8 1/2 i Tom Hintnaus (SCS)
- 17-6 1/4 Dave Kenworthy (SCA)
- 17-6 Earl Bell (PCC)
- 17-6 i Russ Rogers (Macc)
- 17-3 Ross McAlexander (Cal)
- 17-2 1/2 Halverson (SDS)
- 17-0 3/4 Don Baird (Unatt)
- 17-0 1/4 Jerry Mulligan (SCA)
- 17-0 1/4 Ralph Preiman (Foot JC)

LONG JUMP

- 26-3 3/4 Randy Williams (SCA)
- 26-2 1/2 Mike McRae (BAS)
- 25-9 3/4 Larry Doubley (USC)
- 25-9 Norm Alston (CSH)
- 25-8 1/4 Larry Clemons (BC)
- 25-8 Arnie Robinson (Unat)
- 25-7 Mike Marlow (SSTC)
- 25-5 3/4 Ken Hayes (Unat)
- 25-4 1/4 Paul Bates (Cal)
- 25-4 Charlton Ehizuelen (Macc)
- 25-3 1/2 Dokie Williams (UCLA)
- 25-0 3/4 Mike Bradford (CSUN)
- 25-0 G. McCullough (LBCC)

TRIPLE JUMP

- 56-9 1/2 Willie Banks (IAAA)
- 55-11 Mike Marlow (SSTC)
- 55-10 1/2 Greg Caldwell (SSTC)
- 54-10 Dokie Williams (UCLA)
- 54-7 3/4 Paul Jordan (HAC)
- 54-2 3/4 i Rayfield Dupree (SCA)
- 54-2 3/4 i Doug Garner (Macc)
- 53-9 i Milan Tiff (MIA)
- 53-6 1/2 Henry Ellard (FSU)
- 52-8 1/4 Paul Bates (Cal)
- 52-5 3/4 Bryon Criddle (CCC)
- 52-5 1/4 Ray Kimble (BAS)
- 52-5 Carey Tyler (Biola)
- 52-0 1/2 Charlton Ehizuelen (Macc)

SHOT PUT

- 71-4 1/2 Brian Oldfield (UCTC)
- 66-8 Mike Weeks (PCC)
- 66-7 1/4 Dave Laut (AW)
- 66-3 3/4 Bishop Dolegiewicz (Macc)
- 65-8 Tim Scott (PCC)
- 64-10 1/4 Ben Plucknett (SCS)
- 64-10 Colin Anderson (UCTC)
- 64-10 Mike Smith (CSULB)
- 64-8 Dave Porath (Cal)
- 64-3 i Joe Staub (NB)
- 62-10 Al Feuerbach (AW)
- 61-8 1/4 Bruce Parker (Cal)
- 61-0 Jeff Stover (SCS)
- 61-0 Doug Lane (WVTC)

DISCUS

- 222-8 Art Burns (SJ Stars)
- 221-11 Knut Hjeltnes (BAS)
- 219-2 John Powell (AA)
- 217-11 Ben Plucknett (SCS)
- 210-5 Ken Stadel (AW)
- 209-4 Dave Porath (Cal)
- 207-0 Jim McGoldrick (SJ Stars)
- 205-4 Tim Scott (PCC)
- 199-8 Marcus Gordien (Unat)
- 199-7 Svein Walvik (Macc)
- 199-1 Greg McSeveney (CSULB)
- 199-0 Mike Weeks (PCC)
- 192-11 Richard Stanley (SDS)
- 192-4 Kris Lettow (UCLA)
- 190-4 Jud Binley (AATC)
- 190-3 Dave Thomson (Stan)

HAMMER

- 235-7 Peter Farmer (Macc)
- 230-4 Matt Mileham (FSU)
- 222-0 Dave McKenzie (Unat)
- 221-9 Rick Buss (Stan TC)
- 213-10 Bill Green (CSULB)
- 213-2 Dave Thomson (Stan)
- 209-10 John Goldhammer (AIA)
- 208-0 Doug Barnett (APC)
- 206-10 Ed Burke (SJ Stars)
- 197-8 Greg McSeveney (CSULB)
- 194-0 Rick Fritzeimer (AIA)
- 193-1 Doug Silcox (Chico)
- 192-1 George Frenn (Macc)
- 191-11 Steve Rohovit (49er)
- 189-0 Ed Arco (Macc)
- 187-5 Ron Fritzeimer (FSU)

JAVELIN

- 263-11 Bruce Kennedy (PCC)
- 259-2 Mike Barnett (APC)
- 257-3 Mike Packer (Macc)
- 253-9 Mark Anderson (UCLA)
- 246-6 Tom Petranoff (SCS)
- 243-11 Barron Rutherford (USC)
- 241-6 Rob Riley (CPSLO)
- 239-5 Fred Carpenter (AIA)
- 238-1 Rory Kotinek (Unat)
- 237-4 Tom Jadwin (Unat)
- 232-6 Mike Jones (UCD)
- 232-6 Dave Rider (CSULB)
- 230-2 Roller (WVTC)
- 227-6 Gary Bruner (Stan)
- 225-3 Doug Hart (CSUN)

photo by Don Gosney