

SPECIAL CHAMPIONSHIP ISSUE

\$1.50

CALIFORNIA

TRACK & RUNNING NEWS

JULY 1982

ISSUE NO. 69



RUNNING SCHEDULE

250 Local July/August
Road Race Events

RUNNING RESULTS

Avon Marathon
Santa Anita Classic
Strawberry Canyon
Devil Mountain
LA's the Place
Dipsea

PROFILE

PAC-10 Champs: UCLA

T&F RESULTS

The Big Championships
plus:
Modesto
Pepsi
Kinney
Golden West

WALT LANGE
JESUIT HIGH SCHOOL
BOX 254647
SACRAMENT CA95865

BULK RATE
U.S. POSTAGE
PAID
Fresno, CA 93706
Permit No. 528

California's Only Track & Running Publication



1982 Championship Meets

NAIA District 3 Championships

May 7, 8: Santa Barbara: NAIA District 3 Championships.

MEN'S EVENTS:

Shot Put: 1. Doug Barnett (Azusa) 57-0¼; 2. Roger Axelsson (Pt. Loma) 52-11¼; 3. Bill Farr (Cal Lutheran) 50-3¼.

Long Jump: 1. Mike James (Cal Lutheran) 22-3; 2. Ado Dogonyaro (Biola) 21-4½; 3. Murray Robinson (UCSD) 21-4½.

Steeplechase: 1. Paul Croft (Westmont) 9:05.2; 2. Brian Barton (UCSD) 9:16.0; 3.

Swenson (Pt. Loma) 3:54.3.

High Jump: 1. Jeff Lavender (Westmont) 6-7; 2. Joe West (Westmont) 6-5; 3. Steve Knowles (Cal Tech) 6-3.

400: 1. Dave Geist (Cal Lutheran) 47.9; 2. Kevin Russell (Biola) 48.2; 3. Ted Campbell (Azusa) 48.3.

Hammer: 1. Doug Barnett (Azusa) 220.9; 2. John Woltarsky (Azusa) 179-10; 3. Ron Ponciono (Azusa) 178-10.

Pole Vault: 1. Kris Wessmark (Pt. Loma) 15-0; 2. Jim Hartman (Pt. Loma) 13-0; 3. Ted Campbell (Azusa) 12-6.

800: 1. Zeke Rodriguez (Azusa) 1:52.8; 2. Tom Engel (Redlands) 1:52.8; 3. Chris Gonzales (Azusa) 1:53.6.

110 Hurdles: 1. Kris Wessmark (Pt. Loma) 14.7; 2. Brian Woodward (Azusa) 15.2; 3. Mike McGuire (Biola) 15.3.

400 Hurdles: 1. Mike Martinez (Azusa) 54.1; 2. Ado Dogonyaro (Biola) 56.0; 3. Scott Bloom (Cal Tech) 56.7.

200: 1. Innocent Egbunike (Azusa) 20.7; 2. Ithem Blackman (Azusa) 21.8; 3. Jim Shalongo (Azusa) 22.8.

Javelin: 1. Mike Barnett (Azusa) 223-2; 2. John Hunt (Azusa) 203-4; 3. Marty Honea (Pt. Loma) 199-3.

10,000: 1. Tomas Andersson (Pt. Loma) 31:31.0; 2. Jon Black (Cal Lutheran) 31:38.7; 3. Robert Scott (Westmont) 32:01.1.

Decathlon: 1. Marty Honea (Pt. Loma) 6415; 2. Sam Tilton (Azusa) 6143; 3. Matt Carney (Cal Lutheran) 6085.

1 Mile Relay: 1. Azusa 3:15.7; 2. Westmont 3:21.9; 3. Biola 3:25.1.

Team Scores: Azusa Pacific 234¼; Point Loma 129; California Lutheran 78; Biola 72¼; Westmont 71; UC San Diego 36; Cal Tech 14¼; Univ. Redlands 10; LaVerne 3.

WOMEN'S EVENTS:

Discus: Corrine Dejong (Azusa) 130.9.

5000: Liz Garman (Azusa) 18:39.7. **High Jump:** Charmaine Collins (Azusa) 5-4. **100:** Shari Baldmir (Pt. Loma) 12.7. **Javelin:** Donna McDonough (Azusa) 125-4. **Shot Put:** Donna McDonough (Azusa) 36-9¼.

400 Relay: Pt. Loma 50.9. **200:** Shari Baldmir (Pt. Loma) 26.5. **400 Hurdles:** Leah Barham (Azusa) 69.72. **1500:** Marilyn Martin (Pt. Loma) 4:47.2. **800:** Marilyn Martin (Pt. Loma) 2:20.1. **3000:** Liz Garman (Azusa) 10:27.9. **Long Jump:** Shari Baldmir (Pt. Loma) 18-3¼. **400:** Lucy Saaverda (Azusa) 62.3. **100 Hurdles:** Leah Barham (Azusa) 17.1. **1 Mile Relay:** Point Loma 4:16.2. **Team Scores:** Azusa Pacific 92, Point Loma 68, Westmont 6.

WAC Championship

From Alberto Bazan

May 7-8, El Paso: Western Athletic Conference Championship.

Steeplechase: 1. Graham Fell (SDSU) 8:45.88; 2. Sam Noatia (UTEP) 8:48.81; 3.

Ibrahim Hussein (NM) 8:52.27.

10,000: 1. Gidamis Shahanga (UTEP) 29:27.28; 2. Zak Barie (UTEP) 29:29.15; 3. Ibrahim Juma (NM) 29:30.00.

Long Jump: 1. Dwayne Rudd (NM) 25-4¼; 2. Fidelis Ndyabagye (NM) 24-8¼.

Discus: 1. Goran Svensson (BYU) 204-3; 2. Carlos Scott (UTEP) 196-9; 3. Richard Slaney (SDSU) 187-7.

Hammer: 1. Bystedt (BYU) 235-8; 2. Johnsen (UTEP) 213-9; 3. Goran Svensson (BYU) 210-7.

400 Relay: 1. SDSU (Austin Shanks, Mike Adkins, Kevin Shields, Chris Blaylock) 40.5; 2. UTEP 40.8; 3. CSU 41.6.

1500: 1. Suleiman Nyambui (UTEP) 3:43.68; 2. Ibrahim Hussein (NM) 3:50.64; 3. Phil Peterson (BYU) 3:56.58.

110 Hurdles: 1. Lorenzo Zackery (CSU) 14.84; 2. Charlie Davis (UTEP) 14.75; 3. Ken Brajevich (SDSU) 15.03.

400: 1. Bert Cameron (UTEP) 45.08; 2. Alonzo Bahers (AFA) 46.41; 3. Chris Blaylock (SDSU) 46.88.

400 Hurdles: 1. Lorenzo Zackery (CSU) 51.1; 2. Austin Shanks (SDSU) 51.7; 3. Eldridge Taylor (SDSU) 51.8.

200: 1. Fabian Whymns (UTEP) 21.16; 2. Kevin Shields (SDSU) 21.74; 3. Brad Jackson (BYU) 22.04.

Triple Jump: 1. Norbert Elliott (UTEP) 51-0½; 2. Cameron Gary (SDSU) 50-8; 3. Dwayne Rudd (NM) 49-7¼.

Shot Put: 1. Carlos Scott (UTEP) 62-0; 2. Goran Svensson (BYU) 59-6½; 3. Mike Flynn (AFA) 52-8¼.

Javelin: 1. Jari Keithao (BYU) 184-1; 2. Lars Henriksson (BYU) 231-1; 3. John Hanson (SDSU) 221-9.

Pole Vault: 1. Tim McIntyre (SDSU) 16-2½; 2. George Barber (UTEP) 16-2½; 3. Jay Novacek (Wyo) 16-2½.

5000: 1. Suleiman Nyambui (UTEP) 13:58.41; 2. Idamis Shahanga (UTEP) 13:58.67; 3. Zak Barie (UTEP) 13:59.8.

1 Mile Relay: 1. UTEP (Joe Ramotshabi, George Mehale, Guy Hill, Bert Cameron) 3:13.13; 2. AFA; 3. SDSU.

100: 1. Fabian Whymns (UTEP) 10.4; 2. Kevin Shields (SDSU) 10.82; 3. Dwayne Rudd (NM) 10.83.

800: 1. George Mehale (UTEP) 1:48.5; 2. Pete Serna (NM) 1:48.9; 3. Dan Rojas (AFA) 1:49.5.

High Jump: 1. Milt Ottey (UTEP) 7-6½; 2. Dave Stapleton (SDSU) 7-2¼; 3. Mark Davenport (Ut) 7-0¼.

Team Scores: 1. Texas El Paso 208; 2. San Diego State 123; 3. Brigham Young 103; 4. New Mexico 93; 5. Colorado State 50; 6. Air Force Academy 43; 7. Utah 16; 8. Wyoming 13.

Far Western Conf Championships

May 14-15, Humboldt State: Far Western Conference Championships.

10,000: 1. Danny Grimes (Humboldt) 30:54.18; 2. Shawn Smallwood (Davis)

31:14.08; 3. Bob Goreika (Davis) 31:16.84; 4. Mike Baca (Humboldt) 31:22.16; 5. Dan Harvey (Davis) 31:34.24; 6. Dave Grimes (Davis) 31:52.02.

Long Jump: 1. Marcus McGlory (Hayward) 23-8¼; 2. Tim Gelonek (Davis) 23-4¼; 3. Kanda Bonty (Chico) 22-8.

Shot Put: 1. Don Hoff (Chico) 57-3½; 2. Matt Fuchs (Chico) 56-3½; 3. Ken Milleman (Chico) 52-10¼.

Decathlon: 1. Ron Jenkins (Chico) 6878; 2. Don Lawson (Hayward) 6679; 3. Mark Chamberlin (Humboldt) 6102.

Hammer: 1. Dave Debus (Hayward) 187-4; 2. Bob Bush (Sacramento) 178-5; 3. Dennis Dalton (Davis) 169-2.


400 Relay: 1. Stanislaus 41.45; 2. Sacramento 41.83; 3. Davis 41.93.

Steeplechase: 1. Tim Gruber (Humboldt) 9:04.44; 2. Greg Fogg (Chico) 9:11.56; 3. Frank Ebner (Humboldt) 9:13.17; 4. Lee Young (Sacramento) 9:19.73.

1500: 1. Chris Hood (Chico) 3:48.16; 2. Sean Palmer (Chico) 3:48.88; 3. Dave Maldonado (Sacramento) 3:51.40.

110 Hurdles: 1. Dean Williams (Chico) 14.57; 2. Ed Alazraqui (Davis) 14.65; 3. John Newhall (Sacramento) 14.84.

400: 1. Al Jones (Stanislaus) 47.27; 2. Shawn Rogers (Davis) 47.85; 3. George Patterson (Sacramento) 48.48; 4. Danny King (Humboldt) 48.83; 5. Headly Chambers (Sacramento) 48.87.



Marcus McGlory
FWC Long Jump Champ

100: 1. Wendie McNeal (Hayward) 10.43; 2. Bill Stone (Stanislaus) 10.53; 3. Coy Justice (Hayward) 10.76.

High Jump: 1. Mike Jones (Davis) 6-8; 2. Tim Gelonek (Davis) 6-8; 3. Jim Moran (Hayward) 6-6.

Javelin: 1. Mike Jones (Davis) 230-8; 2. Mel Yarbort (Davis) 216-2; 3. Matt Fuchs (Chico) 212-10.

400 Hurdles: 1. Sandy Lebeaux (Hayward) 52.44; 2. Rich Luttrell (Davis) 53.46; 3. Jon Defty (Davis) 54.46.

800: 1. Paul Hill (Davis) 1:54.38; 2. Marcos Silva (Chico) 1:54.45; 3. Bruce Orner (Chico) 1:54.72; 4. Seth Roberts (Chico) 1:54.84; 5. Dave Russell (Sacramento) 1:54.93.

Triple Jump: 1. Floyd Gipson (Sacramento) 50-2¼; 2. Marcus McGlory (Hayward) 49-6¼; 3. Mike Grissett (Chico) 47-10.

200: 1. Wendie McNeal (Hayward) 21.30; 2. Bill Stone (Stanislaus) 21.89; 3. Mark Taylor (Sacramento) 21.86.

5000: 1. Danny Grimes (Humboldt) 14:02.48; 2. Shawn Smallwood (Davis) 14:50.27; 3. Tim Gruber (Humboldt) 14:50.43.

Discus: 1. Dave Debus (Hayward) 51.72; 2. Ken Milleman (Chico) 49.04; 3. Don Hoff (Chico) 159-6.



Innocent Egbunike
NAIA Champion

Dave Maxwell (Cal Lutheran) 9:28.0.

Discus: 1. Roger Axelsson (Pt. Loma) 183-4; 2. Doug Barnett (Azusa) 182-8; 3. Eric Benson (Azusa) 159-9.

5000: 1. Tomas Andersson (Pt. Loma) 14:45.8; 2. Ricky Perez (Pt. Loma) 14:46.2; 3. Robert Scott (Westmont) 14:54.4.

Triple Jump: 1. Ado Dogonyaro (Biola) 46-4¼; 2. Rick Stace (Biola) 46-1¼; 3. Robert Small (Azusa) 45-5¼.

400 Relay: 1. Azusa 42.3; 2. Biola 43.2; 3. Point Loma 43.3.

1500: 1. Chris Bowls (UCSD) 3:53.4; 2. Zeke Rodriguez (Azusa) 3:53.6; 3. Scott

Pole Vault: 1. Frank Lyons (Chico) 15-5½; 2. Paul Early (Chico) 14-11½; 3. Mike Phillips (Chico) 14-11½.

1600 Relay: 1. Davis 3:14.60; 2. Stanislaus 3:15.36; 3. Chico 3:17.00.

Team Scores: 1. Chico State 172; 2. UC Davis 161; 3. Hayward State 114; 4. Sacramento State 78; 5. Humboldt State 65; 6. Stanislaus State 54; 7. San Francisco State 3.

WCAA Conf. Championships

May 14-15, USC Cromwell Field: Western Collegiate Athletic Association Championship.

3000: 1. Monica Joyce (SDSU) 9:01.78; 2. Eva Ernstom (SDSU) 9:09.88; 3. Lynn Kanuka (SDSU) 9:13.89; 4. Joy Hansen (UA) 9:26.41; 5. Sabrina Peters (ASU) 9:38.49.

Javelin: 1. Dodie Campbell (ASU) 162.5; 2. Jacque Nelson (UCLA) 158.8; 3. Martha Hart (UA) 156.8; 4. Debie Dobb (SDSU) 150.3; 5. Charm Bishop (USC) 134.1.

Shot Put: 1. Meg Ritchie (UA) 54.4; 2. Ramona Pagel (CSULB) 52.6¾; 3. Peggy Pollack (CSULB) 49.9¾; 4. Leslie Deniz (ASU) 49.0½; 5. Jennifer Lemke (ASU) 48.5.

Long Jump: 1. Sandy Crabtree (USC) 19-11½; 2. Anna Van (ASU) 19-3½; 3. Carrie McLaughlin (SDSU) 19-1½; 4. Ervette Moore (ASU) 18-11½; 5. Deborah Thurston (UCLA) 18-10.

10,000: 1. Jan Oehm (UA) 34:15.50; 2. Eliza Carney (UA) 34:52.12; 3. Deborah Chaddock (SDSU) 35:15.31; 4. Liz Baker (SDSU) 35:54.30; 5. Joni Weaver (SDSU) 38:46.29.

400 Relay: 1. ASU (Gowdy, Ware, Washington, Chapple) 45.57; 2. UA 45.61; 3. SDSU 45.69; 4. CSULB 48.08; 5. USC 49.20.

1500: 1. Monica Joyce (SDSU) 4:15.68; 2. Eva Ernstom (SDSU) 4:17.85; 3. Lynn Kanuka (SDSU) 4:18.65; 4. Anthea James (UA) 4:24.01; 5. Joy Hansen (UA) 4:24.87.

100 Hurdles: 1. Linda Bourn (SDSU)

13.99; 2. Robin Marks (UA) 14.05; 3. Lori Smith (SDSU) 14.09; 4. Barbara Veasley (ASU) 14.55; 5. Yolanda Bryson (SDSU) 15.05.

400: 1. Ruth Nganga (UA) 53.88; 2. Faye Paige (CSULB) 54.05; 3. Latanya Sheffield (SDSU) 54.55; 4. Cindy Cumbess (UCLA) 54.76; 5. Donna Charles (SDSU) 55.75.

800: 1. Monica Joyce (SDSU) 2:05.57; 2. Sandy Beach (ASU) 2:08.78; 3. Donna Curtis (USC) 2:09.84; 4. Susan Hemond (SDSU) 2:09.95; 5. Andrea Ward (UCLA) 2:13.06.

100: 1. Sharon Ware (ASU) 11.6(h); 2. Lori Smith (SDSU) 11.83; 3. Felicia DuPuch (UA) 12.12; 4. Linda Bourn (SDSU) 12.28; 5. Anna Van (ASU) 12.62.

Discus: 1. Meg Ritchie (UA) 216.8; 2. Leslie Deniz (ASU) 194.4; 3. Laura DeSnoo (SDSU) 167.0; 4. Ramona Pagel (CSULB) 159.4; 5. Diane Arens (UA) 149.6.

200: 1. Teri Chapple (ASU) 24.00; 2. Lori Smith (SDSU) 24.15; 3. Felicia DuPuch (UA) 24.15; 4. Denise Gowdy (ASU) 24.56; 5. Pam Hatley (SDSU) 25.56.

400 Hurdles: 1. Robin Marks (UA) 57.91; 2. Audrey Williams (UA) 61.88; 3. Janice McDowell (USC) 62.42; 4. Anne Lindemuth (SDSU) 62.85; 5. Allison Reed (CSUF) 64.10.

High Jump: 1. Charmaine Gale (UA) 6-0; 2. Karl Gosswiller (UCLA) 5-11; 3. Cindy Holmes (UA) 5-9¾; 4. Wendy Craig (SDSU) 5-7; 5. Lori Anderson (ASU) 5-7.

5000: 1. Eva Ernstom (SDSU) 16:11.34; 2. Lynn Kanuka (SDSU) 16:26.32; 3. Maria Trujillo (ASU) 16:44.04; 4. Eliza Carney (UA) 17:06.03; 5. Liz Baker (SDSU) 17:15.29.

1600 Relay: 1. UA 3:41.71; 2. SDSU 3:46.03; 3. ASU 3:47.52; 4. CSUF 3:54.74; 5. USC 3:56.14.

Heptathlon: 1. Kerry Zwart Bell (USC) (15.12, 44-11, 5-6¼, 26.34, 19-0¼, 114-2, 2:23.56) 5500; 2. Carrie McLaughlin (SDSU) 5478; 3. Roxanne Keating (UA) 5110; 4. Stacia Allen (SDSU) 4758; 5. Christy Jozwiak (ASU) 4729.

Team Scores: 1. San Diego State 193½; 2. University of Arizona 149; 3. Arizona State 109; 4. USC 38; 5. Cal State Long Beach 33½; 6. UCLA 25; 7. Cal State Fullerton 7.

California Relays

May 14, Modesto: California Relays.

Hammer: 1. Dave McKenzie (Unatt) 232.4; 2. Ed Burke (Unatt) 228-1; 3. Andy Bissette (NYAC) and John McArdle (Oregon TC) 227-3.

Women's Shot Put: 1. Maria Sarria (Cuba) 59-0¾; 2. Julie Jones (BYU) 49-10; 3. Jennifer Smit (UTEP) 49-5¼.

Women's Javelin: 1. Elaine Sundby (Millbrae Lions) 158-4; 2. Kristen Engle (UC Berkeley) 147-0; 3. Coralisa HOWARD (US Army) 144-2.

Discus: 1. Luis Delis (Cuba) 228-3; 2. Imrich Bugar (Czechoslovakia) 219-9; 3. Art Burns (Athletics West) 218-4.

400 Relay: 1. Philadelphia Pioneers (Rudy Levantny, Steve Ridick, Fred Taylor, Bill Collins) 39.34; 2. USC Track Club 39.55; 3. Abilene Christian 40.35.

Steeplechase: 1. Henry Marsh (Athletics West) 8:40.6; 2. James Munyala (Kenya) 8:42.6; 3. Harrison Koroso (Kenya) 8:43.8.

Women's Long Jump: 1. Lorraine Ray (Stanford) 20-1¼; 2. Sabrina Brown (Maccabi) 20-1; 3. Lin Yuen Hsiang (China) 19-10¼.

Women's 100: 1. Diane Williams (LA Naturite) 11.36; 2. Jodie Anderson (LA Naturite) 11.75; 3. Sabrina Brown (Maccabi) 11.95.

Women's High Jump: 1. Joni Huntley (Pacific Coast) 6-2¾; 2. Susanne Lorenzon (UTEP) 5-11; 3. Kathy Raugust (UC Berkeley) 5-9.

Women's 800: 1. Yvonne Hannus (Stanford TC) 2:06.7; 2. Rochelle Collins (UTEP) 2:09.6; 3. Michelle Hopper (Medalist) 2:09.7.

110 Hurdles: 1. Milan Stewart (USC TC) 13.44; 2. Larry Cowling (UC Berkeley) 13.46; 3. Rodney Wilson (Villanova) 13.60.

100: 1. Carl Lewis (Santa Monica TC) 10.00; 2. Darwin Cook (USC) 10.20; 3. Mike Sanford (USC TC) 10.26.

Javelin: 1. Bruce Kennedy (Pacific Coast) 253-7; 2. Mike Juskus (NYAC) 251-11; 3. Chen Hong Yen (China) 249-11.

800: 1. John Trott (Idaho) 1:48.2; 2. Leroy Robinson (Idaho) 1:48.8; 3. Mark Fricker (Oregon State) 1:49.2.

3200 Relay: 1. Inner City AC 7:18.1; 2. Villanova 7:19.4; 3. Arizona State 7:19.6.

Women's 200: 1. Kella Bolton (Stanford) 23.72; 2. Alice Brown (Wilts) 23.91; 3. Sandra Howard (LA Naturite) 24.39.

400 Hurdles: 1. Eddie Loughridge (All American) 51.71; 2. Ron Kennedy (Maccabi) 51.74; 3. Gary Shumway (Stanford) 51.83.

800 Relay: 1. Philadelphia Pioneers 1:21.13; 2. Abilene Christian 1:23.17; 3. Maccabi 1:24.79.

Pole Vault: 1. Billy Olson (Pacific Coast) 18-6½; 2. Dave Volz (Indiana) 18-0; 3. Steve Lawry (Maccabi) 17-6.

Women's Discus: 1. Lorna Griffin (Athletics West) 185-4; 2. Kathy Picknell (Oregon TC) 179-1; 3. Carol Cady (Stanford) 175-6.

Women's 400: 1. Rosalyn Bryant (LA Naturite) 52.99; 2. Evelyn Ashford (Medalist) 53.04; 3. Sharon Dabney (LA Naturite) 54.88.

400: 1. Adrian Rogers (Maccabi) 46.03; 2. Tim Peters (Phil. Pioneers) 46.05; 3. Michael Paul (Phil. Pioneers) 46.17.

Mile: 1. Churck Aragon (Athletic Attic) 4:01.6; 2. Andy Clifford (AIA) 4:02.6; 3. Andy DiConti (Sub 4) 4:03.0.

Shot Put: 1. Dean Crouser (Oregon) 67-4; 2. Brian Oldfield (Chicago TC) 66-3; 3. Al Feuerbach (Athletics West) 65-7¾.

High Jump: 1. Tyke Peacock (Unatt) 7-4½; 2. Mill Ottey (UTEP) 7-4½; 3. Joe Radan (Maccabi) 7-2¼.

5000: 1. Paul Cummings (New Balance) 13:38.4; 2. Doug Padilla (Athletics West) 13:51.0; 3. Ed Arriola (Sub 4) 14:05.8.

Triple Jump: 1. Ajayi Agbebaku (Nigeria) 54-3¼; 2. Cary Tyler (AIA) 54-2½; 3. Ray Kimble (Bay Area Striders) 52-6.

Long Jump: 1. Jason Grimes (Athletics West) 26-5¼; 2. Lee MuTsai (China) 25-10¾; 3. Mike McRae (Bay Area Striders) 25-6.

200: 1. Bill Collins (Phil. Pioneers) 20.79; 2. Mark Kent (Inner City) 20.88; 3. George Crunkleton (Maccabi) 21.12.

1600 Relay: 1. Philadelphia Pioneers 3:04.8; 2. UC Berkeley 3:05.7; 3. Villanova 3:06.5.



Alice Brown
California Relays 200

PCAA Championships

May 13-14, Logan, Utah: Pacific Coast Athletic Conference Championships.

Hammer: 1. Bill Green (Long Beach) 224-0; 2. Matt Mileham (Fresno) 224-0; 3. Steve Rohovit (Long Beach) 205-4; 4. Greg Vitucci (Fresno) 175-1; 5. Ron Fritzemier (Fresno) 168-4.

Steeplechase: 1. Barasa Thomas (Fresno) 9:06.24; 2. Mike Tylman (Irvine) 9:15.86; 3. Bob Henke (Utah State) 9:19.05; 4. Rick Harbaugh (Irvine) 9:25.66; 5. Tom Hussey (San Jose) 9:38.66.

Discus: 1. Paul Bender (Fresno) 173-1; 2. Bob Cook (San Jose) 168-8; 3. Brett Mickelson (Utah) 166-4; 4. Duane Clark (Irvine) 162-4; 5. Chris Kilpatrick (Santa Barbara) 161-3.


Pole Vault: 1. Felix Bohni (San Jose) 18-0½; 2. Ken Corney (Long Beach) 17-4¾; 3. Corey Johnson 16-10¾; 4. Bob Babits (San Jose) 16-5; 5. Kurt Strasmann (Long Beach) 15-11.

Triple Jump: 1. Henry Ellard (Fresno) 52-6¾; 2. Rick Holliday (Irvine) 50-11; 3. Randy Scott (San Jose) 47-8; 4. Craig Roberts (San Jose) 46-10½; 5. Mike Powell (Irvine) 46-3¼.

10,000: 1. John Gerhardt (Irvine) 31:29.81; 2. Simon Kibbi (San Jose) 31:29.91; 3. Peter Dolan (Santa Barbara) 32:12.46; 4. Barasa Thomas (Fresno) 32:16.27; 5. Art Centenas (Long Beach) 32:38.82.



Kerry Zwart Bell - WCAA Heptathlon Champ



Bill Green
PCAA Hammer Champ

Long Jump: 1. Esodina Alchade (San Jose) 25-0; 2. Paul Jones (Utah) 24-7; 3. Mike Powell (Irvine) 24-2½; 4. Darryl Miller (Long Beach) 24-1¼; 5. Henry Eillard (Fresno) 24-0¼.

Shot Put: 1. Rob Suelflohn (San Jose) 60-1¼; 2. Don Crow (Fresno) 53-11¼; 3. Mark Carter (Utah) 51-7¼; 4. Duane Clark (Irvine) 50-5½; 5. Tom Peterson (Fresno) 49-7.

400 Relay: 1. San Jose (Keith Bacon, Virgil Torrence, Dwayne Green, Ken Thomas) 40:27; 2. Irvine 40:30; 3. Fresno 40:84; 4. Utah 40:78.

1500: 1. Tom Hussey (San Jose) 3:52.58; 2. Gary Gonzales (Fresno) 3:53.59; 3. Joe Young (Irvine) 3:54.56; 4. Scott Mayfield (Fresno) 3:55.39; 5. Stan Madrid (Fullerton) 3:55.67.

110 Hurdles: 1. Stan Longino (Irvine) 14.38; 2. Frank Williamson (Fresno) 14.40; 3. Thorvalour Thorsson (San Jose) 14.47; 4. Mike Hawthorne (San Jose) 14.57; 5. Jerome Bearden (San Jose) 14.95.

400: 1. Eddie Carey (Irvine) 46.51; 2. Harry Campbell (San Jose) 47.23; 3. Chris Prietto (Irvine) 47.31; 4. Harold Todd (Irvine) 10.88; 5. Virgil Torrence (San Jose) 10.98.

800: 1. Steve Kirchoff (Irvine) 1:50.21; 2. Juan Neucke (Irvine) 1:50.52; 3. Reggie Green (San Jose) 1:50.60; 4. Larry Hand (Irvine) 1:50.61; 5. Alan Henry (Long Beach) 1:52.02.

Javelin: 1. Neal Mower (Utah) 222-8; 2. Dan Baron (Long Beach) 220-5; 3. Jerry Liner (Long Beach) 209-11; 4. Tom Peterson (Fresno) 206-9; 5. Shawn Petty (San Jose) 197-3.


400 Hurdles: 1. Bernie Holloway (San Jose) 49.30; 2. Scott Walker (Utah) 50.56; 3. Thorvalour Thorsson (San Jose) 52.19; 4. Jerome Bearden (San Jose) 52.65; 5. Ray Valdivia (Irvine) 52.74.

200: 1. Eddie Carey (Irvine) 20.90; 2. Harold Todd (Irvine) 21.32; 3. Dwayne Green (San Jose) 21.48; 4. Rene Scott (Fresno) 21.51; 5. Chris Prietto (Irvine) 21.56.

5,000: 1. Simon Killili (San Jose) 14:53.44; 2. John Gerhardt (Irvine) 15:01.12; 3. Charlie Christensen (Irvine) 15:17.86; 4. Scott Mayfield (Fresno) 15:21.21; 5. Rick Harbaugh (Irvine) 15:26.13.

1 Mile Relay: 1. San Jose (Dwayne Green, Harry Campbell, Paul Jones, Bernie Holloway) 3:09.34; 2. Irvine 3:10.81; 3.

photo by Dave Stock



Bernie Holloway
PCAA I.H. Champ

Fresno 3:11.81; 4. Utah 3:13.41; 5. Santa Barbara 3:21.60.

High Jump: 1. Mel Baker (Long Beach) 7-2¼; 2. Ie Mark Birch (Utah) and Mike Powell (Irvine) 6-11½; 4. Kelly Newbold (Utah) 6-11½; 5. Ie Randy Scott (San Jose) and Dan McNamara (Fresno) 6-9¼.

Decathlon: 1. Jon Serrano (Santa Barbara) 6958; 2. Tom Mcraw (San Jose) 6782; 3. Bill Hartnett (Santa Barbara) 6686; 4. Thor Thorsson (San Jose) 6587; 5. Craig Yager (Santa Barbara) 6319.

Team Scores: 1. San Jose State 105½; 2. UC Irvine 87½; 3. Fresno State 59½; 4. Utah State 35½; 5. Long Beach State 31; 6. UC Santa Barbara 16; 7. Cal State Fullerton 1.

CCAA Championships

May 14, 15: Cal Poly Pomona: California Collegiate Athletic Association Championships.

Hammer: 1. Ron McKee (Northridge) 186-6; 2. Mike Fritchman (Bakersfield) 176-4; 3. Kevin Goode (Northridge) 171-8; 4. Dan Goodman (Northridge) 167-6; 5. Aaron Buckholtz (Northridge) 157-6.

Long Jump: 1. Ron Waynes (Cal Poly SLO) 24-11¼; 2. Terry Armitage (Cal Poly SLO) 24-4¼; 3. Rodney McMillan (Cal Poly Pomona) 24-3; 4. Don Boardingham (Northridge) 23-11¼; 5. Banard Atkins (Cal State L.A.) 23-11.

Javelin: 1. Paul Kulak (Northridge) 243-1; 2. Kevin Goode (Northridge) 222-0; 3. Mike Fritchman (Bakersfield) 203-7; 4. Joe Rodriguez (Riverside) 201-8; 5. Mark Feaster (Cal Poly SLO) 194-7.

10,000: 1. Steve Alvarez (Riverside) 29:52.3; 2. Gilbert Cortez (Cal State L.A.) 30:02.2; 3. Doug Avrit (Cal Poly SLO) 30:23.9; 4. Syd Liebovitch (Northridge) 31:00.5; 5. Chris Shallert (Northridge) 31:21.2.

Shot Put: 1. Tommie Lister (Cal State L.A.) 60-3; 2. Ron McKee (Northridge) 59-9; 3. Kevin Goode (Northridge) 57-2¼; 4. Arron Buckholtz (Northridge) 49-3½; 5. Eric Carlson (Bakersfield) 48-8.

Triple Jump: 1. Phil Roberts (Bakersfield) 52-2¼; 2. Byron Gray (Cal State L.A.) 52-1¼; 3. Terry Armitage (Cal Poly SLO) 50-4½; 4. Nate Wilford (Bakersfield) 50-3¼; 5. Jas Chima (Northridge) 48-1¼.

400 Relay: 1. Bakersfield (Carter, Hickman, Dickerson, Truvillion) 41:01; 2. Cal Poly SLO 41:04; 3. Cal Poly Pomona 41:75; 4. Northridge 41:76.

Steeplechase: 1. Brian Parks (Riverside) 9:11.0; 2. Joe Green (Cal Poly SLO) 9:20.9; 3. Brock Vaughn (Cal Poly Pomona) 9:29.5; 4. Steve Cubillas (Cal Poly SLO) 9:37.4; 5. Mike Trilevsky (Cal Poly Pomona) 10:04.8.

1500: 1. Matt Biaty (Cal Poly Pomona) 3:45.72; 2. Ken Haney (Bakersfield) 3:46.88; 3. Tony Reyes (Cal Poly Pomona) 3:47.81; 4. Tony Wells (Cal Poly Pomona) 3:53.47; 5. Kyle Lubsen (Cal Poly Pomona) 3:54.53.

High Jump: 1. Tim Arnwine (Cal Poly Pomona) 7-0; 2. Jeff Garrett (Bakersfield) 6-10; 3. Marlon Wagner (Cal State L.A.) 6-8; 4. Ron Soyka (Cal Poly SLO) 6-8; 5. John Hines (Cal State L.A.) 6-8.

Discus: 1. Dan Goodman (Northridge) 160-11; 2. Kevin Goode (Northridge) 156-10; 3. Eric Carlson (Bakersfield) 156-10; 4. Tommie Lister (Cal State L.A.) 153-0; 5. Mike Fritchman (Bakersfield) 148-1.

Pole Vault: 1. Mark Kibort (Cal Poly SLO) 16-6; 2. Larry Rivers (Cal Poly Pomona) 15-6; 3. Loren Diaz (Cal Poly SLO) 15-0; 4. Fernando Carrillo (Northridge) 15-0; 5. Ken Terry (Northridge) 15-0.

110 Hurdles: 1. Angelo Booker (Cal State L.A.) 14.15; 2. Rod Dickerson (Bakersfield) 14.20; 3. Tim Curry (Bakersfield) 14.28; 4. Eric Carter (Bakersfield) 14.38; 5. Brad Underwood (Cal Poly SLO) 14.69.

400: 1. Demetrius Cook (Cal Poly Pomona) 46.82; 2. Jeff Garrett (Bakersfield) 46.98; 3. Pat Croft (CPSLO) 47.16; 4. Bennie Hollis (Cal State L.A.) 47.54; 5. Derrick Carter (Bakersfield) 47.86.

photo by Don Gosney




Eileen Kraemer
CCAA 3000 Champ

100: 1. Greg Holmes (Cal State L.A.) 10.34; 2. Lucky Smith (Cal State L.A.) 10.51; 3. Angelo Booker (Cal State L.A.) 10.55; 4. Ron Waynes (Cal Poly SLO) 10.56; 5. Charles Truvillion (Bakersfield) 10.63.

300: 1. Vernon Saliaz (Cal Poly SLO) 1:51.60; 2. Frank Assumma (UCR) 1:52.38; 3. Matt Biaty (Cal Poly Pomona) 1:52.68; 4. Richard Villaneda (Cal State L.A.) 1:53.86; 5. Tony Reyes (Cal Poly Pomona) 1:53.87.

400 Hurdles: 1. Tim Curry (Bakersfield) 51.45; 2. Brad Underwood (Cal Poly SLO) 52.19; 3. Eric Carter (Bakersfield) 53.96; 4. Gordon Reed (Cal Poly SLO) 55.05; 5. Todd Collins (Cal Poly Pomona) 59.30.

200: 1. Greg Holmes (Cal State L.A.) 21.57; 2. Lucky Smith (Cal State L.A.) 21.78; 3. Ray Frazier (Cal State L.A.) 21.92; 4. Anthony Perry (Cal State L.A.) 22.18; 5. Charles Truvillion (Bakersfield) 22.20.



Sharen Hamilton
CCAA Shot Put #2

8th Annual Humboldt State Univ. X-Country & Steeplechase Workshop AUGUST 1-6 • AUGUST 8-13

Spend a week or two training in the coastal redwoods under the expert guidance of Coach Jim Hunt, Gary Tuttle and Bill Scobey - all experts with years of National Championship experience.

Cost of \$180 per week includes everything: Registration, Room and Board.

For a descriptive brochure and application write:

Jim Hunt
2500 Golf Course Rd.
Bayside, CA 95524

5000: 1. Steve Alvarez (Riverside) 14:17.38; 2. Ray Cook (Riverside) 14:23.21; 3. Steve Strangio (Cal Poly SLO) 14:29.16; 4. Chris Schallert (Northridge) 14:41.83; 5. Gilbert Cortez (Cal State L.A.) 14:43.93.

Mile Relay: 1. Bakersfield (Hickman, Frierson, Carter, Garrett) 3:10.51; 2. Cal Poly SLO 3:13.12; 3. Cal State L.A. 3:15.39; 4. Cal Poly Pomona 3:19.06; 5. Northridge 3:21.18.

Decathlon: 1. Ken Terry (Northridge) 8584; 2. Joe Prokop (Cal Poly Pomona) 8209; 3. Joel Krown (Northridge) 5913; 4. Joe Kelly (Cal Poly Pomona) 5871; 5. Jon Perrenoud (Cal Poly Pomona) 5724.

Discus: 1. Kathryn Kahn (Cal Poly SLO) 133-5; 2. Colleen Carr (Cal Poly SLO) 127-4; 3. Monica Wren (Cal Poly Pomona) 120-9.

400 Relay: 1. Cal Poly SLO 46.01; 2. Bakersfield 46.46.

1500: 1. Amy Harper (Cal Poly SLO) 4:22.82; 2. Shari Ewing (Cal Poly SLO) 4:44.20; 3. Carol Gleason (Cal Poly SLO) 4:44.84.

100 Hurdles: 1. Liz Carroll (Cal Poly SLO) 14.9; 2. Laura Held (Cal Poly SLO) 15.36; 3. Chris Dubois (Cal Poly SLO) 15.57.

UCLA/Pepsi Invitational

May 16, UCLA: UCLA/Pepsi Invitational.

At UCLA Men

100—1. Phillips (Athletics West), 10.20 (wind 4 m.p.s. aiding); 2. McTear (Banana Bread TC), 10.44; 3. Cook (USC), 10.47; 4. Lattany (Athletic Attic), 10.53; 5. Shields (San Diego St.), 10.69.

200—1. Phillips (Athletics West), 20.32 (wind 1.7 m.p.s. aiding); 2. G. Foster (Wilt's AC), 20.61; 3. D. Quarrie (Jamaica), 20.75; 4. Edwards (unat), 20.80; 5. Brown (UCLA), 20.86; 6. Egbunike (Azusa Pacific), 20.89; 7. M. Sanford (unat), 21.31; 8. Shields (San Diego St.), 21.47.

400—1. Henley (Arizona St.), 45.49; 2. Darden (Philadelphia Pioneers), 45.67; 3. Banks (UCLA), 46.06; 4. Timmons (California), 46.61; 5. Nix (Indiana), 47.03; 6. Blaylock (San Diego St.), 47.07.

800—1. Koskei (Kenya), 1:44.93 (meet record, old mark, 1:45.43, Bort, Kenya, 1981); 2. Gray (Santa Monica TC), 1:46.26; 3. Wilson (Athletics West), 1:46.47; 4. Theriot (Stars & Stripes), 1:46.57; 5. Bort (Kenya), 1:46.78; 6. Belger (Pacific Coast Club), 1:46.98; 7. Masterson (Santa Monica TC), 1:47.67; 8. Enyeart (Pacific Coast Club), 1:48.2.

1,500—1. Scott (Sub 4 TC), 3:52.68 (splits, 60.1, 60.3, 60.4, 51.9) (3:38.3 for 1,500 meters); 2. Paige (Athletic Attic), 3:54.19 (splits, 59.9, 60.3, 60.4, 63.6) (3:36.3); 3. Spivey (Indiana), 3:55.56 (3:40.3); 4. Flynn (Ireland), 3:55.89 (3:40.0); 5. Harbour (Santa Monica TC), 3:57.07 (3:40.9); 6. F. Assumma (UC Riverside), 4:00.99 (3:43.2).

TWO MILE—1. Royle (Britain), 8:24.58; 2. Lacy (New Balance TC), 8:24.93; 3. Fell (San Diego St.), 8:28.45; 4. Ortiz (UCLA), 8:28.45; 5. Cummings (New Balance TC), 8:32.97; 6. Cornell (Sub 4 TC), 8:42.01; 7. Butler (UCLA), 8:45.65.

110 HURDLES—1. G. Foster (Wilt's AC), 13.25w (2.27 m.p.s.); 2. Campbell (USC Almiral), 13.48; 3. Stewart (USC), 13.54; 4. Cowling (California), 13.68; 5. Johnson (USC), 13.89; 6. Moracho (Washington St.), 13.90; 7. Lane (Bakersfield), 13.92; 8. Lavitt (Pacific Coast Club), 13.94; 9. Altan (UCLA), 14.16.

400 HURDLES—1. Phillips (Wilt's AC), 48.78; 2. J. King (Maccabi TC), 49.30; 3. Cowling (California), 50.03; 4. Newhouse (Canada), 50.63; 5. Niederhaus (Maccabi TC), 51.36; Wycoff (UCLA), 51.36.

HIGH JUMP—1. Stones (Pacific Coast Club), 7-3½; 2. Scheifer (San Diego St.),



Matt Blatty (left) & Tony Reyes
Cal Poly Pomona distance runners

Team Scores: 1. Cal State Bakersfield 15; 2. Cal State Northridge 124; 3. Cal Poly San Luis Obispo 123; 4. Cal State Los Angeles 121; 5. Cal Poly Pomona 98½; 6. UC Riverside 51; 7. Chapman 1½; 8. CS Dominguez Hills 1.

WOMEN'S EVENTS:

Shot Put: 1. Debra Corley (Bakersfield) 11¼; 2. Sharen Hamilton (Bakersfield) 4; 3. Dana Henderson (Cal Poly SLO) 8.

10,000: 1. Beth Weber (Northridge) 56; 2. Kathrine Kelley (Cal Poly SLO) 27.4.

High Jump: 1. Sue McNeal (Cal Poly O) 6-0; 2. Phyllis Blunston (Bakersfield) 0; 3. Esther Scherzinger (Cal Poly SLO) 0.

Javelin: 1. Danella Barnes (Cal Poly O) 156-9; 2. Monica Wren (Cal Poly Pomona) 132-8; 3. June Wintermute (Cal Poly Pomona) 129-9.

Long Jump: 1. Janet Yarbrough (Cal Poly SLO) 20-2½; 2. Sheila Nicks (Bakersfield) 19-11; 3. Jewel Lovelady (Bakersfield) 19-10¼.

1000: 1. Irene Crowley (Cal Poly SLO) 22.9; 2. Tracy Schofield (Bakersfield) 27.1; 3. Brenda Villanueva (Bakersfield) 16.0.

400: 1. Eloise Mallory (Cal Poly SLO) 55.16; 2. Ariene VanWarmerdam (Cal Poly SLO) 55.45; 3. Elizabeth Douglas (Cal Poly SLO) 56.05.

100: 1. Tamela Holland (Cal Poly SLO) 11.63; 2. Andrallette Gill (Bakersfield) 11.68; 3. Jewel Lovelady (Bakersfield) 11.70.

800: 1. Esther Scherzinger (Cal Poly SLO) 2:07.83; 2. Eileen Kraemer (Cal Poly SLO) 2:09.88; 3. Rhonda Patcha (Cal Poly SLO) 2:14.09.

400 Hurdles: 1. Chris Dubois (Cal Poly SLO) 62.46; 2. Laura Held (Cal Poly SLO) 62.94; 3. Sue Rupel (Cal Poly Pomona) 65.56.

200: 1. Eloise Mallory (Cal Poly SLO) 24.88; 2. Lelitia Sherrill (Northridge) 24.90; 3. Ariene VanWarmerdam (Cal Poly SLO) 25.03.

3000: 1. Eileen Kraemer (Cal Poly SLO) 9:37.43; 2. Amy Harper (Cal Poly SLO) 9:45.27; 3. Carol Gleason (Cal Poly SLO) 9:55.04.

1600 Relay: 1. Cal Poly SLO 3:46.3; 2. Bakersfield 3:46.8; 3. Cal Poly Pomona 3:57.4.

Team Scores: 1. Cal Poly San Luis Obispo 279; 2. Cal State Bakersfield 101; Cal Poly Pomona 55, Cal State Northridge 46, UC Riverside 4.



Bob Roggy sails one 302-0 at Pepsi

Adrian Royle (right)
& Steve Lacy

7-3½; 3. Carr (USC), 7-2; 4. tie between Harken (Washington St.) and Goode (unat), 7-2; 6. Frazier (Arizona), 7-0; 7. Davis (UCLA), 7-0; R. Brown (unat), no height.

POLE VAULT—1. Indiana, 18-¼; 2. Olson (Pacific Coast Club), 18-0½; 3. Bell (Pacific Coast Club), 18-0½; 4. Curran (UCLA), 18-0½; 5. Tully (unat), 17-6½; 6. tie between Pursley (Abilene Christian) and S. Smith (unat), 17-6½; 8. Kenworthy (USC), 17-6½; Ripley (Pacific Coast Club), no height (18-0½).

LONG JUMP—1. Lewis (Santa Monica TC), 28-3 (meet record, old mark, 27-9¼, Lewis, 1981) (wind 5 m.p.s. aiding) (equal third performance all-time world); 2. Myricks (Athletics West), 27-1½; 3. Grimes (Athletics West), 26-0¾; 4. Tave (USC), 25-2½ (Lewis's series, four 28-3).

continued on next page...

photo by Bill Leung, Jr.

Pepsi/UCLA continued:

27-8¼, 28-3, foul, foul)
TRIPLE JUMP—1. Banks (Athletics West), 56-11½ (wind 1.85 m.p.s. aiding); 2. Williams (UCLA), 55-2; 3. Garner (MacCabi TC), 54-1; 4. Benson (UCLA), 53-10¼; 5. Marlow (Stars & Stripes), 53-1½; 6. Ellard (Fresno St.), 52-8
SHOTPUT—1. Feuerbach (Athletics West), 66-3¼; 2. D. Crouser (Oregon), 64-9¼; 3. Gourdian (Stars & Stripes), 63-4; 4. Oldfield (Chicago TC), 61-9¼; 5. Brenner (UCLA), 61-5¼; 6. Braun (Wisconsin TC), 61-2
DISCUS—1. Bugar (Czechoslovakia), 214-2; 2. Wilkins (Athletics West), 212-11; 3. Oerter (New York AC), 206-9; 4. Stadel (Athletics West), 205-9; 5. Burns (Athletics West), 201-7; 6. D. Crouser (Oregon), 197-7; 7. Swartz (Shore AC), 196-7; 8. Gordian (Stars & Stripes), 189-3; 9. Brenner (UCLA), 183-5
JAVELIN—1. Roggy (Athletics West), 302-0 (second performer all-time U.S.); 2. Petranoff (Striders), 283-1; 3. Izzl (UCLA), 178-6

Women

100—1. Bolden (UCLA), 11.28 (wind 1.65 m.p.s. aiding); 2. Williams (Naturite TC), 11.35; 3. Givens (Florida St.), 11.42; 4. Nedd (UCLA), 11.43; 5. Washington (Houston), 11.54; 6. Matthis (Stanford TC), 11.61; 7. Hodges (Naturite TC), 11.69; 8. Hawkins (Atoms TC), 11.70; 9. Pusay (Naturite TC), 11.74
200—1. Givens (Florida St.), 22.3 (hand timed) (meet record, old mark, 22.60, Morehead, Tennessee St., 1978); 2. Matthis (Stanford TC), 23.21; 3. Brown (Wilt's AC), 23.29; 4. Hawkins (Atoms TC), 23.41; 5. Bolden (UCLA), 23.54; 6. Wright (Florida St.), 23.77; 7. Bryant (Naturite TC), 23.89; 8. Hodges (Naturite TC), 24.1 (ht); 9. Holland (Cal Poly SLO), 24.1 (ht)
400—1. Dixon (Atoms TC/Tech HS, Brooklyn, N.Y.), 51.75 (meet record, old mark, 51.80, Ashford, Medalist TC, 1981) (sixth performer all-time high school); 2. Griffith (UCLA), 51.91; 3. Payne (Florida St.), 51.11; 4. Gardner (LA Mercurettes), 52.68; 5. Forde (Atoms TC), 53.03; 6. Dabney (Naturite TC), 43.4 (ht); 7. Emerson (UCLA), 54.8 (ht)

photo by Richard L. Slotkin



Karin Smith
 199-2 at Pepsi

800—1. Lambelot McClive (Cornell), 2:02.72; 2. Romo (California), 2:04.13; 3. Gutowski (LA Mercurettes), 2:04.83; 4. Ballinger (Athletics West), 2:05.29; 5. Dramiga (New Mexico), 2:05.58; 6. Richburg (Lansingburgh HS, Troy, N.Y.), 2:06.24; 7. Durand (Laguna Beach HS), 2:07.46

1,500—1. Brenner (Wisconsin United), 4:29.21 (meet record, old mark, 4:29.3, Franca Larrieu, Pacific Coast

Club, 1979) (4:11.3 for 1,500 meters); 2. Larrieu (New Balance TC), 4:30.95; (4:12.0); 3. Webb (Athletics West), 4:31.26; (4:13.3); 4. Keyes (Athletics West), 4:31.52; (4:11.7); 5. Toomey (Athletics West), 4:32.07; (4:13.0); 6. R. Joyce (Washington), 4:34.16; (4:14.5); 7. P. Plummer (University HS, Irvine), 4:35.24 (national high school record, old mark, 4:40.7; E. Clausus, Rio Americano HS, Sacramento, 1973) (4:16.8 for 1,500 meters, equals national high school record, F. Larrieu, Fremont HS, Sunnyvale, Calif., 1969); 8. Bush (UCLA), 4:36.52; (4:15.8); 9. Goen (UCLA), 4:36.75; (4:16.4); 10. Ralston (Wilt's AC), 4:39.62; (4:18.2); 11. Cook (Alemany HS), 4:45.5; (4:24.1)

100 HURDLES—1. Hightower (Naturite TC), 12.98 (wind 37 m.p.s. aiding) (meet record, old mark, 13.15, D. LePlante, KCBQ TC, 1979); 2. Young (Fairleigh Dickinson), 13.25; 3. Page (Naturite TC), 13.54; 4. Yarborough (Cal Poly SLO), 13.73; 5. Brown (Florida St.), 13.77; 6. Watkins (Coast Athletics), 13.88; 7. Joyner (UCLA), 14.09; 8. Weekly (Atoms TC), 14.23

400 RELAY—1. UCLA, 43.86; 2. Naturite A, 44.33; 3. Atoms TC, 44.38; 4. Florida St., 44.58; 5. Wilt's AC, 45.42; 6. Naturite B, 45.50

HIGH JUMP—1. McNeal (Cal Poly SLO), 6-1; 2. Blunston (CS Bakersfield), 6-1; 3. Gossweiler (UCLA), 5-10; 4. Gibson (Atoms TC), 5-10

LONG JUMP—1. Lewis (Houston), 21-10¼ (wind 0) (meet record, old mark, 21-6¼, P. Johnson, Wisconsin, 1980); 2. Loud (Coast Athletics), 21-6¼ (wind 1.45 m.p.s. aiding) (equal seventh performer all-time U.S.); 3. McMillan-Ray (Coast Athletics), 21-2; 4. Joyner (UCLA), 20-10¼; 5. Bell (Social Cheetahs), 20-5¼; 6. Crabtree (USC), 18-9¼w

SHOTPUT—1. Kaaiawaha (Fullerton HS), 50-11; 2. Picknell (Oregon TC), 50-5½; 3. Corley (CS Bakersfield), 48-10¼; 4. Hamilton (CS Bakersfield), 48-6¼; 5. Kennedy (San Diego St.), 48-1¼; 6. Ray (UCLA), 48-10¼

DISCUS—1. Deniz (Arizona St.), 196-7; 2. Griffin (Athletics West), 187-10; 3. Svendsen (Wilt's AC), 177-5; 4. Anderson (unat), 175-5; 5. Kaaiawaha (Fullerton HS), 168-4

JAVELIN—1. Smith (Cal Poly SLO), 199-2; 2. Hughes (Oregon), 199-1; 3. Moro (Fullerton College), 173-6; 4. Harmon (Oregon), 172-8; 5. Barnes (Cal Poly SLO), 166-6; 6. Ray (UCLA), 165-10

N.A.I.A. National Championships

May 20-22, Charleston, West Virginia: NAIA National Championships.

TOP CALIFORNIANS:

Men's Events: 100: 1. Innocent Egbinike (Azusa) 10.32; 200: 2. Innocent Egbinike (Azusa) 20.85; 400 Relay: 4. Azusa 41.53; 1500: 5. Zeke Rodriguez (Azusa) 3:47.99; Discus: 1. Roger Axelsson (Pt. Loma) 183-9; 6. Doug Barnett (Azusa) 162-4; Javelin: 1. Mike Barnett (Azusa) 255-8; Shot Put: 4. Doug Barnett (Azusa) 56-3¼; Hammer: 1. Doug Barnett (Azusa) 225-10; 2. Mike Barnett (Azusa) 180-2; 3. Ron Ponciano (Azusa) 174-4; 5. Roger Axelsson (Pt. Loma) 172-8; 6. John Woltorsky (Azusa) 172-0; Decathlon: 5. Marty Honea (Pt. Loma) 6685; Teams: 2. Azusa Pacific 64; 14. Pt. Loma 14.

Women's Events: 1500: 5. Marilyn Martin (Pt. Loma) 4:45.17; Marathon: 1. Liz Garman (Azusa) 3:03:00.43; High Jump: 5. Charmane Collins (Azusa) 5-4; Team Scores: 13. Azusa Pacific 12; 27. Pt. Loma 2.



Pac-10 Championships

By JOHN R. WENOS

May 19-22, Eugene, Oregon.

Arizona State and Washington State were touted as the teams to beat coming into this year's Pac-10 championships, but when it was all over, UCLA had romped to the title.

And a romp it was—what else could you call a 33-point margin over the runner-up team in the nation's toughest track conference? And typical of the team effort it was (the Bruins scored in 18 of 21 events, capturing third or better in 14 events) it would be difficult to pick out one UCLA hero.

Coach Jim Bush said afterwards, "This is one of the best team efforts we've ever had. I don't want to single out anyone.... This is like the old Bruins. We won't place that high in the nationals, but they (this team) are competitors."

WSU coach John Chaplin echoed Bush's comments, telling reporters, "Go talk to Bush. He won it and the Bruins did a great job."

The always voluble Chaplin showed a distinct prophetic flair in the early days of the meet, calling the UCLA win long before anyone else. After Keith Collins (7691) and Los Alamitos H.S. product Brad Harris (7599) scored PR's while going 1-2 in the decathlon Wednesday and Thursday, many observers saw the tide turn in WSU's favor.

Chaplin disagreed: "We'll stay with what we said before...UCLA and Arizona State in some kind of order...If something goes wrong for someone else, we might get second. We helped UCLA today...we didn't necessarily help ourselves."

He was right. Although WSU picked up 18 points in the decathlon and Arizona State scored only six instead of the expected 12-14 points, once the full slate of events began, there was no stopping the Bruins. And the decathlon was only the start of Arizona State's troubles.

Defending champion LaMonte King figured to score no worse than second in the long jump, but a groin injury turned out to be much worse than ASU coach Len Miller had let on before the meet. King took one jump (the first of the competition)—a paltry 21-4¼ and that was it for his 1982 Pac-10 competition. Along with his anticipated 200 points (he was also defending champ there), ASU was now down more than 20 points on the dope sheets and it was becoming obvious

already that the Sun Devils would no repeat as team champions.

Meanwhile, UCLA picked up 12 points in the event as Dokie Williams scored 25-9 on his first jump for the win and Chi Benson added a fifth place finish. USU freshman Ed Tave hit 25-6 for second in the tightly bunched field.

The Bruins were helping their cause outside the confines of Hayward Field, a well in the adjacent field, hammer throwers Steve Nickerson (190-11) and John Brenner (183-8) were adding fifth and sixth place points. WSU's Tor Gustafsson (215-4) won as expected with teammate Ed VandeVoorde (204-9) sandwiched around Stanford's Shawn Pickering (207-2) for third. Still, the Cougars suffered some point slippage as Ralf Uebli did not score as expected.

The javelin was all WSU, as Last Babbits edged Oregon's Brian Crouse 267-1 to 266-8 for the title; Cougars Tor Diehl (256-7) and Gerald Lyons (254-9) added 10 more points in third and fourth places.

The other two field event finals Friday also helped the Bruin cause—and, in the shot—added to Arizona State's crumb

ing. In the shot, Oregon's Dean Crouse won as he pleased at 67-5¼ (he also placed fourth earlier in the hammer with PR 201-8). ASU's Gary Wilkley came into the meet with the league's second best mark, but fouled on all three of his throws in the trials, just about killing any remaining ASU hopes. UCLA's Brenner moved into the gap with a solid 63-5¼ for second place.

Bruin Anthony Curran may have given his team the biggest shot in the arm the day when he cleared 18-2½ in the pole vault, going from third to first on h

photo by Bill Leung




Shawn Pickering
 207-2 at PAC-10

final try. Before that, USC's David Ke worthy was leading with a first-try clearance at 18-0½ and defending champion Shannon Sullivan of Oregon State made that height on his second try. Curran had taken three vaults to clear 18-0½.

All marks were PR's for the thr

Subscribe to California Track & Running News



Dokie Williams - 1st in long jump, 2nd in triple at PAC-10

suffers. In fact, fourth placer Scott Davis of Oregon State, also recorded a PR with his 17-6 mark.

Curran conceded he seems to jump well when the pressure is on: "I don't try, but it (clutch jumps) has happened a lot of times. I'm good under pressure."

On the track, Arizona State's "Black Friday" was continuing with top-ranked sprinter Ron Brown barely making the 100 yard and looking like injuries would make it hard for him to run, and King did not come out for the 200 heats.

WSU won its first on-the-track confrontation with UCLA, as Richard Tuwel out-printed Dave Daniels 8:31.70 to 8:31.94, the fastest collegiate clockings of the season. Tuwel's form over the water jump was horrendous, but the Kenyan freshman proved too strong and too fast on the flat.

The day's final event, the 10,000, gave the Bruins all the momentum they needed to carry them into Saturday's action. Senior Steve Ortiz blitzed WSU's Peter Koech and Arizona's Don Janicki on the final lap for a comfortable winning margin (28:22.93 to 28:36.46 and 29:27.87). The biggest surprises were the fourth and fifth place finishes of John Butler (9:22.12) and Steve McCormack (9:24.46).

Bush wasn't quite ready to call the Bruins as winners after Friday's events, but Chaplin could see the handwriting on a wall. WSU led the field with 77 points, but as expected, but UCLA was within striking distance with a much better than anticipated 57 points.

"I think it's obvious UCLA has too much depth," Chaplin said. "We had to be 40 points ahead, not 20. If we can get 40 points tomorrow (WSU got 36), we might hold on to second unless ASU goes bananas in the sprints (it didn't). (UCLA) may have won it when Curran went from third to first (in the PV) and then their 18 points (actually 16) to our eight in the 1,000."

So the stage was set—barring a complete collapse, UCLA figured to win the team title. But no one could have predicted the ease with which they did it. The Bruins picked up every point they were supposed to, and a lot of bonus points in the bargain.

Here's how UCLA did it Saturday, event by event:

HIGH JUMP—Del Davis was perfect when it counted, clearing 6-11½, 7-2 and 7-3 on his first tries. Favored Brent Harken of WSU took two attempts at 6-11½ and three at 7-3. Both failed at 7-4½, giving Davis the win on fewer misses.

TRIPLE JUMP—The top four—Bruins Dokie Williams and Chip Benson, WSU's Joseph Taiwo and ASU's Leon Mayfield—were rated as almost even on the dope sheets. Benson led at 54-7½ through the prelims before Taiwo jumped 55-5½ in the fourth round to win it. Williams moved into second with a fifth round jump of 54-8¾. Ivory Small added a sixth place to put 15 triple jump points in the UCLA column.

DISCUS—Except for Dean Crouser's winning 207-8 and Gary Williky's 199-4 in third, it was PR city in the DT. Washington's Doug Wollen threw 201-8 for second. OSU's Ron Schmidt reached a PR 196-9 for fourth as did Bruin Brenner in fifth (192-10). Brenner's two points were about as expected.

4x100 RELAY—Even without aces Ron Brown and LaMonte King, Arizona State had too much speed for the rest of the field. ASU rode a strong anchor by Howard Henley to a 39.78 win over Arizona (40.06). UCLA captured third, as expected in 40.45. Strong winds on the backstretch may have contributed to the relatively slow times here, as they seemed to do much of the afternoon in most events.

1500—Eugene fans had been anticipating the showdown between Oregon's Jim Hill and former California prep star Mark Fricker, now the ace of Oregon State's middle distance crew. It turned out to be no contest as Hill ran a strong 55.8 last quarter to leave Fricker and everyone else in his wake. Hill finished at 3:39.85; UCLA's Steve Whitcomb finished strongly to take a surprising second in 3:42.95. Fricker faded to fourth (3:43.54) behind teammate Dick Oldfield (3:43.32). Alex Gonzales' sixth place gave UCLA nine points in the event and the Bruin Express was starting to roll.

110 HIGH HURDLES—USC's Milan Stewart won the expected tough duel

with Cal's Larry Cowling, 13.52 to 13.55. Marcus Allen gave UCLA a couple of bonus points by finishing fourth, a place or two higher than anticipated.

400—ASU's Henley and WSU's Chris Whitlock (injured) were not in the field, leaving the race all to OSU's Kasheef Hassan. "The Chief" won as easily as might be expected, running a strong curve and final stretch for 45.80. ASU's Leon Tubbs was second in 46.45 and Tony Banks gave UCLA more bonus points with a third place finish (46.66).

100—ASU's much-touted sprint corps picked up only six points here (Howard Henley's 10.35 for third). Meanwhile, UCLA picked up 11 on Eric Brown's win and Gerald White's sixth place. Brown ran down USC freshman Darwin Cook in the final 20 meters, 10.25 to 10.31. Brown said later, "I knew what I was going to do," and said he wanted to perform well at the NCAA meet. "I've never had a good meet (at nationals)...It's such a dogfight, especially in the sprints."

800—Oregon's David Mack (another California high school product) won his third straight Pac-10 title, breaking free with 200 yards to go after being boxed in for half a lap. Mack's 1:48.11 was an NCAA qualifier. ASU freshman Pete Richardson finished strongly at 1:49.48 for third.

400 INTERMEDIATE HURDLES—Larry Cowling led Cal's impressive quartet to a 1-3-4-5 finish. Only John Lenstrom's second place (50.72) for ASU broke up the Bears. Cowling's 50.14 was especially impressive considering the wind and a badly chopped step on the sixth hurdle. Other Cal finishers were Jim Scannella (51.04), Lloyd Guss (51.20) and Peter Grimes (51.35). UCLA's Dwayne Wycoff and Stanford's Gary Shumway both ran 51.66 with Wycoff getting the nod for sixth.

200—Only eight points for ASU here (Henley again, second in a wind-aided 20.46). UCLA's Brown proved his 100 win was no fluke by running 20.41 for the title.

5000—Koech and Ortiz traded places from their finish in Friday's 10,000. Koech kicked hard at the end for a 13:36.71 to 13:37.54 margin over the Bruin. Still, Ortiz's time was a big improvement over his previous best this year (14:02.55). Cal's Tom Downs looked good in third, running a PR 13:40.39. UCLA's John Butler added to the Bruin point total with a sixth place finish.

4x440y RELAY—Arizona State's Willie Jones ran down Oregon's David Mack to win the first section of the mile relay, 3:09.67 to 3:10.11. UCLA won the second section in 3:10.36 to take third overall. Cal's 3:11.12 (in the first section) was good for fourth.

After the team trophy presentation, the Bruin athletes carried coach Bush to the steeplechase water jump pit for a "victory swim." And on a clear, sunny, beautiful day when even the sky was Bruin Blue, Bush looked like he didn't mind a bit.

Steeplechase: 1. Richard Tuwel (WSU) 8:31.70; 2. Dave Daniels (UCLA) 8:31.94; 3. Jeff Hess (Arizona) 8:33.23; 4. Cory Randall (Oregon) 8:46.28; 5. John Brauer (Oregon) 8:47.82; 6. Stan Link (Oregon) 8:52.79.

Javelin: 1. Laslo Babits (WSU) 267-1; 2. Brian Crouser (Oregon) 266-8; 3. Tom Biehl (WSU) 256-7; 4. Gerald Lyons (WSU) 254-9; 5. Dale Pederson (Washington) 246-6; 6. Frode Stormyr (Oregon) 241-9.

Hammer: 1. Tore Gustafsson (WSU) 215-4; 2. Shaun Pickering (Stanford) 207-2; 3. Ed Vandevoorde (WSU) 204-9; 4. Dean Crouser (Oregon) 201-8; 5. Steve Nickever (UCLA) 190-11; 6. John Brenner (UCLA) 183-8.

Long Jump: 1. Dokie Williams (UCLA) 25-9; 2. Ed Tave (USC) 25-6; 3. Vance Johnson (Arizona) 25-4¾; 4. Tom Campbell (UC Berkeley) 25-0¾; 5. Chip Benson (UCLA) 24-10¾; 6. Walter Haywood (Arizona St.) 24-3¾.

Shot Put: 1. Dean Crouser (Oregon) 67-5¾; 2. John Brenner (UCLA) 63-5½; 3. Bruce Parker (UC Berkeley) 61-5½; 4. Ed Vandevoorde (WSU) 59-6¾; 5. John Graves (Arizona St.) 58-10¾; 6. Ron Schmidt (Oregon St.) 58-7½.

Pole Vault: 1. Anthony Curran (UCLA) 18-2¼; 2. Dave Kenworthy (USC) 18-0½; 3. Shannon Sullivan (Oregon St.) 18-0½; 4. Scott Davis (Oregon St.) 17-6; 5. Ross McAlexander (UC Berkeley) 17-2¼; 6. Greg Ernst (WSU) 17-0¼.

10,000: 1. Steve Ortiz (UCLA) 28:22.93; 2. Peter Koech (WSU) 28:26.46; 3. Don Janicki (Arizona) 28:27.87; 4. Jon Butler (UCLA) 29:22.12; 5. Steve McCormack (UCLA) 29:24.46; 6. Tom Ansberry (Arizona) 29:29.57.

400 Relay: 1. Arizona St. (Leon Tubbs, Willie Jones, Walter Haywood, Howard Henley) 39.78; 2. Arizona 40.06; 3. UCLA 40.45; 4. UC Berkeley 40.54; 5. Oregon 40.69; 6. USC 40.76.

1500: 1. Jim Hill (Oregon) 3:39.85; 2. Steve Whitcomb (UCLA) 3:42.95; 3. Dick Oldfield (Oregon St.) 3:43.32; 4. Mark Fricker (Oregon St.) 3:43.54; 5. Dan Raby (Arizona St.) 3:44.07; 6. Alex Gonzales (UCLA) 3:44.70.


110 Hurdles: 1. Milan Stewart (USC) 13.52; 2. Larry Cowling (UC Berkeley) 13.55; 3. John Lenstrom (Arizona St.) 13.66; 4. Marcus Allen (UCLA) 13.83; 5. Javier Moracho (WSU) 13.96; 6. Phillip Johnson (USC) 14.03.

400: 1. Kasheef Hassan (Oregon St.) 45.80; 2. Leon Tubbs (Arizona St.) 46.45; 3. Tony Banks (UCLA) 46.66; 4. David Timmons (UC Berkeley) 46.83; 5. Willie Jones (Arizona St.) 46.85; 6. Rod Bethany (USC) 47.72.

100: 1. Eric Brown (UCLA) 10.25; 2. Darwin Cook (USC) 10.31; 3. Howard Henley (Arizona St.) 10.35; 4. George Walcott (Oregon) 10.45; 5. Sterling Hinds (Washington) 10.57; 6. Gerald White (UCLA) 10.61.

800: 1. David Mack (Oregon) 1:48.11; 2. Rob Webster (Washington) 1:49.30; 3. Rob Webster (Washington) 1:49.30; 3.

photo by Bill Leung, Jr.



Eric Brown
100 & 200 winner

Pete Richardson (Arizona St.) 1:49.48; 4. Michael Schwarz (Arizona St.) 1:49.72; 5. Pete Quinonez (Arizona St.) 1:50.31; 6. Mark Handelsman (USC) 1:50.53.

Triple Jump: 1. Taiwo (WSU) 55-5¾; 2. Dokie Williams (UCLA) 54-8¾; 3. Chip Benson (UCLA) 54-7½; 4. Mayfield (Ariz. St.) 54-4¾; 5. Gary Milton (WSU) 52-5½; 6. Ivory Small (UCLA) 50-9½.

continued on next page.

PAC-10 continued:

Discus: 1. Dean Crouser (Oregon) 207-8; 2. Doug Wollen (Washington) 201-8; 3. Gary Williky (Arizona St.) 199-4; 4. Ron Schmidt (Oregon St.) 198-9; 5. John Brenner (UCLA) 192-10; 6. John Graves (Arizona St.) 180-8.

400 Hurdles: 1. Larry Cowling (UC Berkeley) 50.14; 2. John Lenstrom (Arizona St.) 50.72; 3. Jim Scaneilla (UC Berkeley) 51.04; 4. Lloyd Guss (UC Berkeley) 51.20; 5. Peter Grimes (UC Berkeley) 51.35; 6. Dwayne Wycoff (UCLA) 51.66.

200: 1. Eric Brown (UCLA) 20.41w; 2. Howard Henley (Arizona St.) 20.46; 3. Rod Barksdale (Arizona) 20.74; 4. George Walcott (Oregon) 20.79; 5. Darwin Cook (USC) 20.94; 6. Raymond Threatt (Arizona) 20.98.

High Jump: 1. Del Davis (UCLA) 7-3; 2. Brent Harken (WSU) 7-3; 3. Anthony Caire (USC) 7-2; 4. James Frazier (Arizona) 7-2; 5. Deon Mayfield (Arizona St.) 6-11½; 6. tie Phil Christain (Oregon) and Chris Griffith (Arizona) 6-11½.

5000: 1. Peter Koech (WSU) 13:36.71; 2. Steve Ortiz (UCLA) 13:37.54; 3. Tom Downs (UC Berkeley) 13:40.39; 4. Jorge Garcia (WSU) 13:53.42; 5. Bill McChesney (Oregon) 13:56.94; 6. John Butler (UCLA) 14:02.25.

1800 Relay: 1. Arizona State (John Lindstrom, Mike Sullivan, Ulysses Walker, Willie Jones) 3:09.87; 2. Oregon 3:10.11; 3. UCLA 3:10.36; 4. UC Berkeley 3:11.12; 5. Arizona 3:12.63; 6. USC 3:12.71.

Decathlon: 1. Keith Collins (WSU) (11.03w, 22-8¼, 46-7, 6-3¼, 50.67, 14.84, 141-2, 13-9¼, 202-2, 4:38.30) 7691; 2. Brad Harris (WSU) 7599; 3. Steve Erickson (Washington) 7599 (Harris defeated Erickson in 6 of 10 events); 4. Mike Cox (Arizona St.) 7544; 5. John Irvine (Arizona St.) 7506; 6. Mike Ramos (Washington) 7394.

Team Scores: UCLA 146; Washington State 113; Arizona State 94; Oregon 80½; UC Berkeley 60; USC 47; Arizona 40½; Oregon State 35; Washington 27; Stanford 8.

SPA-TAC Championships

May 23, UCLA: Southern Pacific Association TAC Championships.

At UCLA

100—Monsels (Maccabi TC), 10.2w
200—1 Monsels (MTC), 21.00; 2 McDonald (MTC), 21.20; 3 Abrahams (Wilt's AC), 21.21
400—1 McDonald (MTC), 46.70; 2 Brown (Stars & Stripes), 46.92
800—1 Gray (Santa Monica TC), 1:48.69; 2 Tolliver (SMTC), 1:49.47; 3 Cleary (SMTC), 1:49.94
1,500—1 Schilling (unat), 3:46.32; 2 DiConti (Sub 4 TC), 3:46.69; 3 Russell (S&S), 3:46.81
5,000—Cornell (Sub 4 TC), 13:58.9; 10,000—Kasim (Sub 4 TC), 30:20.9
110 HH—Booker (CSLA), 14:36
400 IH—Shanks (SDS), 51.88
3,000 STEEPLECHASE—Hwang Wen-chen (Taiwan), 8:57.6
HJ—Sanders (MTC), 7-0
PV—1 Lawry (MTC), 17-6½; 2 Sanderson (AIA), 17-3; 3 Baird (Australia), 17-0
LJ—Lee Mu-Tsai (China), 24-9¼
TJ—Gary (SDS), 51-1
SP—1 Gordien (S&S), 64-5¼; 2 Lane (S&S), 62-3; 3 Faul (MTC), 60-3
DT—1 Gordien (S&S), 200-3
MT (AATC), 187-6
TJ—1 Jadwin (S&S), 243-6; 2 Cheng Fong Yen (China), 237-10; 3 Bender (UCLA), 236-10

WOMEN

100—Griffith (Wilt's AC), 11.70
200—1 Williams (Naturite TC), 23.43
(wind 1.46 m.p.s. aiding); 2 Brown (WAC), 23.68; 3 Bolden (WAC), 23.86; 4 Warthara (Arizona), 24.06
400—1 Nedd (WAC), 52.39; 2 Gutowski (LA Mercurettes), 53.18; 3 Warthara (Arizona), 54.32
800—1 Bush (WAC), 2:06.77; 2 Lai Lih Jiau (China), 2:07.20; 3 Goen (WAC), 2:07.42; 4 Matcalf (New Mexico), 2:07.46; 5 Hopper (Medalist TC), 2:08.84
1,500—Hopper (Medalist TC), 4:28.26
100 HURDLES—Page (NTC), 13.5; 2 Harmon (NTC), 13.93; 3 Joyner

(WAC), 13.97

400 HURDLES—1 Farmer (NTC), 57.92; 2 Harmon (NTC), 59.30
400 RELAY—1 Wilt's AC (Jerold, Griffith, Joyner, Bolden), 44.74; 2 Australia, 47.57
HJ—1 Gale (Arizona), 5-10; 2 Gossweiler (WAC), 5-10
LJ—Loud (Coast AC), 20-10¼; 2 Vannierker (MTC), 20-9¼; 3 Joyner (WAC), 20-8
SP—1 Pagel (CSLB), 50-9¼; 2 Kaiaiwahia (Fullerton), 50-6¼; 3 Pollack (CSLB), 50-4¼
DT—1 Griffin (Athletics West), 191-5; 2 Svendsen (WAC), 181-10; 3 Kaiaiwahia (Fullerton), 162-11; 4 DeSnoo (SDS), 162-9
JT—1 Nelson (WAC), 171-4; 2 Hart (Arizona), 165-5

AIAW National Championships

May 27-29, College Station, Texas: AIAW Division I Championships.

TOP CALIFORNIANS:

800: 1. Romo (Cal) 2:04.39. **1500:** 4. Spotts (Cal) 4:21.86. **Javelin:** 2. Engle (Cal) 170-7. **Hepthathlon:** 1. Raugust (Cal) 5514; 4. Vigule (Cal) 5161. **Team Scores:** 2. California 44.

NCAA Div. III

May 26-29, Naperville, Illinois: NCAA Division III Championships.

TOP CALIFORNIANS:

Men's Events: **100:** 2. Jones (Stanislaus) 10.65. **400:** 2. Jones (Stanislaus) 47.16. **1500:** 5. Boyer (Occidental) 3:48.97. **Pole Vault:** 3. Porter (Occidental) 15-6¼. **Triple Jump:** 2. Watson (Pomona-Pitzer) 49-6. **High Jump:** 1. Watson (Pomona-Pitzer) 7-0½. **Decathlon:** 2. Porter (Occidental) 6867. **400 Relay:** 2. Stanislaus State 40.81. **Discus:** 3. Sterrer (Pomona-Pitzer) 167-6. **400 Hurdles:** 5. Sandborn (Whittier) 53.68. **Team Scores:** 4. Stanislaus State 71; 8. Pomona Pitzer 61; 14. Occidental 39.

Women's Events: **5000:** 2. Nagle (Claremont) 16:53.38. **10,000:** 2. Nagle (Claremont) 35:33.3. **400 Hurdles:** 5. Baker (Occidental) 64.60. **Team Scores:** 15. Occidental 27; 17. Claremont 24; 35. Pomona-Pitzer 6.



Danella Barnes
3rd in NCAA Javelin

NCAA Div. II Championships

May 26-29, Sacramento: NCAA Division II National Championships.

Men's Events:

100: 1. Green (Texas A&I) 10.57; 2. Holmes (Cal State L.A.) 10.62; 3. Davis (Angelo St.) 10.78; 5. Smith (Cal State L.A.)
200: 1. Green (Texas A & I) 20.96; 2. Davis (Angelo St.) 21.37; 3. Blue (Adelphi) 21.38.
400: 1. White (Mt. St. Mary's) 45.93; 2. Phillips (San Houston St.) 45.96; 3. Armstead (NE Missouri) 46.13; 4. Croft (Cal Poly SLO) 46.55; 6. Cook (Cal Poly Pomona) 47.10.
800: 1. Sallaz (Cal Poly SLO) 1:49.97; 2. Key (SW Missouri St.) 1:50.25; 3. Callicutt (Virginia St.) 1:50.51.

1500: 1. Frank Assumma (UC Riverside) 3:41.82; 2. Biaty (Cal Poly Pomona) 3:43.53; 3. Jenness (UC Riverside) 3:44.72; 6. Haney (Cal State Bakersfield) 3:45.26.
5000: 1. Alvarez (UC Riverside) 14:09.09; 2. Grimes (Humboldt State) 14:12.26; 3. Lagraide (Portland St.) 14:12.83; 6. Cook (UC Riverside) 14:18.72.
10,000: 1. Grimes (Humboldt State) 29:04.97; 2. Peterson (Saginaw Valley) 29:10.77; 3. Schallert (Cal State Northridge) 29:50.44.

Steeplechase: 1. Vanatta (SE Missouri) 8:45.45; 2. Breadsly (Edinboro St.) 8:45.57; 3. Parker (Pittsburg St.) 8:56.25.

110 Hurdles: 1. Parker (Abilene Christian) 13.97; 2. Presberry (SE Missouri) 14.17; 3. Booker (Angelo St.) 14.20; 6. Dickerson (Cal State Bakersfield) 14.54.
400 Hurdles: 1. Brown (Saginaw Valley) 50.22; 2. Johnson (Tuskegee) 50.78; 3. Johnson (Adelphi) 51.00.

400 Relay: 1. Abilene Christian 39.80; 2. Angelo St. 39.80; 3. Cal Poly SLO 40.45.
1600 Relay: 1. Angelo St. 3:09.17; 2. Saginaw Valley 3:10.38; 3. Texas A & I 3:10.86.

High Jump: 1. Moran (Cal State Hayward) 7-0¼; 2. Coats (St. Augustine) 7-0; 3. Thomas (Northern Colorado) 7-0.
Pole Vault: 1. Pursley (Abilene Christian) 17-4; 2. Jenkins (Abilene Christian) 16-4; 3. Williams (Abilene Christian) 16-4.
Long Jump: 1. Stuart (Mankato St.) 26-2¼w; 2. Johnson (Abilene Christian) 25-3¼; 3. Waynes (Cal Poly SLO) 25-0¼; 6. Wagner (Cal State L.A.) 24-8½.

Triple Jump: 1. McFadden (Virginia St.) 53-8½; 2. Alston (C.W. Post) 52-11; 3. Gray (Cal State L.A.) 52-6; 6. Roberts (Cal State Bakersfield) 51-9¼.
Shot Put: 1. Lister (Cal State L.A.) 59-10¼; 2. Heisler (Indiana Central) 59-2¼; 3. McKee (CS Northridge) 58-11.

Discus: 1. Hiesler (Indiana Central) 187-8; 2. Kelly (St. Cloud) 178-2; 3. Kidd (Mississippi Col) 175-10.
Hammer: 1. Borden (S. Conn. St.) 205-5; 2. Gassner (S. Conn. St.) 191-2; 3. Bush (Cal State Sacramento) 190-7; 5. Goode (CS Northridge) 187-8.

Javelin: 1. Revenis (E. Stroudsburg St.) 244-9; 2. Goode (CS Northridge) 239-6; 3. Jones (UC Davis) 236-1.
Team Scores: 1. Abilene Christian 120; 2. Cal State Los Angeles 95; 3. Cal Poly SLO 94½; 4. Cal State Northridge 83; 7. UC Riverside 57; 10. Cal State Bakersfield 52.

Note: It's been understood that Cal State Los Angeles' team score was adjusted, thus moving Cal Poly SLO into second. Official scores not available.

Women's Events: **100:** 1. Dodson (Morgan St.) 11.79; 2. Carley (Sacramento State) 11.93; 3. Holland (Cal Poly SLO) 12.01; 4. Lovelady (Cal State Bakersfield) 12.11.
200: 1. Jackson (Alabama A&M) 24.20; 2. Dodson (Morgan St.) 24.24; 3. Gilbert (St. Augustine) 24.80; 6. Sherrill (Cal State Northridge) 25.14.

400: 1. Gilmore (Sacramento State) 53.85; 2. Banks (Cal State Hayward) 54.04; 3. Ingram (St. Augustine) 54.78; 4. Gilmore (Sacramento State) 55.04.



Frank Assumma
NCAA II 1500 Champ


800: 1. Scherzinger (Cal Poly SLO) 2:09.26; 2. Mitchell (Alabama A&M) 2:11.22; 3. Ewing (Cal Poly SLO) 2:11.23.
1500: 1. Kraemer (Cal Poly SLO) 4:19.88; 2. Harper (Cal Poly SLO) 4:19.86; 3. Spin



Janet Yarborough
2nd in LH & LJ in NCAA

photo by Bill Leung, Jr.

photo by Dave Cradeur



Larry Cowling
4th NCAA High Hurdles

Qualifying: Jim Scannella (UCB) dsq; Dwayne Wycoff (UCLA) dsq.

200: 1. James Butler (OSU) 20.07; 2. Calvin Smith (UAL) 20.20; 3. Mike Miller (TEN) 20.21; 4. Eric Brown (UCLA) 20.22; 5. Phillip Epps (TCU) 20.29; 6. Ronnie Taylor (FSU) 20.53.

Steeplechase: 1. Richard Tuwei (WSU) 8:42.73; 2. Simeon Kigem (MISS) 8:44.27; 3. Dave Daniels (UCLA) 8:48.70; 4. Graeme Fell (SDSU) 8:51.70; 5. Sam Ngatia (UTEP) 8:52.97; 6. Sam Sitonik (UTAU) 8:54.11.

Discus: 1. Dean Crouser (UO) 207-4; 2. Jack Harkness (CLEM) 203-4; 3. Carlos Scott (UTEP) 201-11; 4. Goran Svensson (BYU) 201-4; 5. Richard Meyer (UH) 200-6; 6. Oskar Jakobsson (UTAH) 197-3. **Non-Qualifying:** John Brenner (UCLA) 160-9.

10,000: 1. Suleiman Nyambur (UTEP) 29:03.54; 2. Gidamis Shahanga (UTEP) 29:05.54; 3. Peter Koech (WSU) 29:11.76; 4. Joseph Nzau (UWY) 29:14.85; 5. Zaharie Barie (UTEP) 29:17.10; 6. Steve Ortiz (UCLA) 29:17.25; 12. Simon Killili (San Jose State) 30:09.60; 23. Steve Webb (UCLA) 31:09.65; 28. John Gerhardt (UCI) 32:22.87; 27. Rick Rose (UCLA) 32:43.55.

Long Jump: 1. Vance Johnson (UA) 26-11 1/4; 2. Mike Conley (UAR) 26-10 1/4; 3. Yussuf Aili (UMSC) 26-8 3/4; 4. Gilbert Smith (UTAR) 26-8 1/2 w; 5. Steve Bridges (WKEN) 26-8; 6. Ralph Spry (UMIS) 26-6 3/4; 14. Ron Wayne (Cal Poly SLO) 23-7.

High Jump: 1. Milton Ottey (UTEP) 7-7 1/4; 2. Del Davis (UCLA) 7-7 1/4; 3. Brent Harken (WSU) 7-6 1/4; 4. Leo Williams (USNa) 7-6 1/4; 5. Jeff Woodard (UAL) 7-6 1/4; 6. Rod Rudolph (UAL) 7-5; 7. Brian Stanton (UH) 7-5; 8. Marshall Broadway (UH) 7-5; NH Charles Mayfield (ASU); James Frazier (UA). **Non Qualifying:** Anthony Cairae (USC) 6-11 1/4; Dan McNamara (Fresno State) 6-11 1/4; Frank Schiefer (San Diego State) NH; Mike Nelson (UC Berkeley) NH.

Javelin: 1. Brian Crouser (UO) 274-7; 2. Lasio Babits (WSU) 263-3; 3. Jari Keihias (BYU) 260-3; 4. Ronald Bradstock (SMU) 258-3; 5. Einar Vilhjalmsson (UTAU) 258-1; 6. John Amable (FLA) 255-4.

Triple Jump: 1. Keith Connor (SMU) 57-7 1/4; 2. Eddie Loyd (MTSU) 55-1 1/4; 3. Greg Neal (TEN) 55-1 1/4; 4. Joseph Taiwo (WSU) 54-11 1/4; 5. Chip Benson (UCLA) 54-10; 6. David Slier (TEN) 54-8 1/2; 7. Henry Ellard (Fresno State) 54-3 1/4; 8. Charles Mayfield (ASU) 54-1 1/4; 9. Dokie Williams (UCLA) 53-8 3/4 w.

100: 1. Stanley Floyd (UH) 10.03; 2. Willie Gault (TEN) 10.10; 3. Mike Miller

(TEN) 10.11; 4. Mark McNeil (UH) 10.19; 5. Darwin Cook (USC) 10.21; 6. Darrell Green (TXA) 10.27. **Consolation:** 4. Eric Brown (UCLA) 10.37.

400: 1. Kashief Hassan (ORSU) 45.47; 2. Bert Cameron (UTEP) 46.49; 3. Cedric Vaughns (UAL) 46.09; 4. Elliott Tabron (MICS) 46.14; 5. Eddie Carey (UCI) 46.20; 6. Eugene Sanders (MVSU) 46.41.

Shot Put: 1. Dean Crowser (UO) 68-4 1/4; 2. Mike Lehmann (UILC) 68-3 3/4; 3. Kevin Akins (OHS) 67-8 1/4; 4. Oskar Jakobsson (UTAU) 67-7 1/4; 5. John Campbell (NSUL) 65-8 1/2; 6. Joe Maciejczyk (LSU) 64-1 1/2; 9. John Brenner (UCLA) 62-5 3/4; 12. Bruce Parker (UCB) 60-1 1/4; 14. Joe Staub (NEBL) 59-6.

1500: 1. Jim Spivey (IU) 3:45.42; 2. John Gregorek (GU) 3:46.40; 3. Mark Fricker (ORSU) 3:46.75; 4. Per Kristofferson (UMCP) 3:47.71; 5. Jim Hill (UO) 3:48.37; 6. Kevin Johnson (ETSU) 3:49.59.

110 Hurdles: 1. Milan Stewart (USC) 13.53; 2. Willie Gault (TEN) 13.60; 3. Eugene Norman (RUT) 13.79; 4. Larry Cowling (UCB) 13.86; 5. Rodney Wilson (VILU) 13.92; 6. Henry Andrade (SMU) 14.00; 7. Marcus Allen (UCLA) 14.12.

5000: 1. Suleiman Nyambur (UTEP) 13:54.09; 2. Peter Koech (WSU) 13:56.20; 3. Tom Downs (UCB) 14:01.02; 4. Chris Fox (AUU) 14:04.20; 5. Bill McChesney (UO) 14:12.06; 6. Jari Hemmila (ORU) 14:14.30; 8. Steve McCormack (UCLA) 14:15.19; 14. Jon Butler (UCLA) 14:46.60.

1600 Relay: 1. Mississippi State 3:03.49; 2. Baylor 3:03.87; 3. Villanova 3:05.46; 4. Howard 3:05.65; 5. UC Berkeley 3:06.85; 6. Tennessee 3:07.45.

Pole Vault: 1. Dave Kehworthy (USC) 17-11 1/4; 2. Doug Lytle (Kansas) 17-11 1/4; 3. David Volz (IU) 17-7 1/4; 4. Anthony Curran (UCLA) 17-7 1/4; 5. Jeff Ward (MIA) 17-7 3/4; 6. Ross McAlexander (UCB) 17-7 3/4; 9. Felix Bohnl (San Jose State) 17-3 1/4; 12. Greg Ernst (WSU) NH.

photo by Dave Stock



Kim Schnurpfeil
NCAA 10,000 Champ

Team Scores: 1. UTEP 105; 2. Tennessee 94; 3. Washington State 85; 4. Oregon 76; 5. UCLA 75; 6. SMU 71; 8. Cal Berkeley 53; 12. USC; 33. Fresno State 14; 33. San Jose State 14; 53. San Diego State 9; 53. Long Beach State 9; 60. UC Irvine 8.

WOMEN'S EVENTS

Heptathlon: 1. Jackie Joyner (UCLA) (13.94, 40-0 1/4, 5-7 1/4, 24.07, 20-11, 142-8, 2:18.45) 6099; 2. Annette Tannander (COLO) 5656; 3. Carrie McLaughlin (San Diego State) 5526; 4. Susie Ray (UCLA) 5511; 5. Susan Brownell (UVIR) 5445; 6. Renee Nickles (OKLA) 5440; Kerry Zwart-Bell (USC) 5217; Kathy Raugust (UC Berkeley) 5119.

Javelin: 1. Karen Smith (Cal Poly SLO) 206-9; 2. Lynda Hughes (UO) 191-9; 3. Sally Harmon (UO) 186-7; 4. Jackie Nelson (UCLA) 173-5; 5. Martha Hart (UA) 171-10; 6. Dana Olson (UH) 170-8; 8. Kristen Engle (UCB) 166-8; 9. Susie Ray (UCLA) 165-4; 10. Danella Barnes (Cal Poly SLO) 162-9.

3000: 1. Cecil Hopp (Stanford) 9:28.92; 2. Patti Sue Plumer (Stanford) 9:29.49; 3. Rosa Gutierrez (UO) 9:30.92; 4. Ann Peake (MICS) 9:33.44; 5. Stephanie Weikerta (CLEM) 9:33.93; 6. Lisa Welch (UVIR) 9:39.63.


100: 1. Merlene Ottey (NEBL) 10.97; 2. Jeanette Bolden (UCLA) 11.12; 3. Benita Fitzgerald (TEN) 11.13; 4. Diane Williams (CSLA) 11.13; 5. Florence Griffith (UCLA) 11.14; 6. Jackie Washington (UH) 11.20. **Consolation:** 1. Jaqueline Pusey (CSLA) 11.45.

400 Hurdles: 1. Tonja Brown (FSU) 56.46; 2. Robin Marks (UA) 58.00; 3. Faye Paige (LONS) 58.21; 4. Lynn Gamble (PVAM) 58.40; 5. Tammie Hart (PSU) 58.45; 6. Barbara Scott (UAL) 59.00.

1500: 1. Leann Warren (UO) 4:17.90; 2. Monica Joyce (SDSU) 4:18.13; 3. Jill Haworth (UVIR) 4:21.07; 4. Michele Bush (UCLA); 5. Linda Goen (UCLA) 4:21.92; 6. Suzanne Girard (NCSU) 4:22.33; 8. Eileen Kraemer (Cal Poly SLO) 4:23.59; 12. Patti Sue Plumer (Stanford) 4:26.04; 14. Amy Harper (Cal Poly SLO) 4:33.14.

Shot Put: 1. Meg Ritchie (UA) 55-5 1/4; 2. Rosemarie Hauch (TEN) 54 3/4; 3. Elaine Sobansky (PSU) 52-11 1/4; 4. Marita Walton

photo by Bill Leung, Jr.



Jackie Joyner
NCAA Heptathlon Champ

(UMCP) 52-11; 5. Jennifer Smit (UTEP) 52-2 1/4; 6. Sandy Burke (NEU) 51-10 1/4; 8. Annie McElroy (Long Beach State) 51-6; 9. Ramona Pagel (Long Beach State) 50-7; 12. Peggy Pollock (Long Beach State) 48-11 1/4; 13. Sharon Hamilton (CS

W Parkside) 4:36.56; 4. Scannell (Sacramento State) 4:44.14.

3000: 1. Gray (UC Davis) 9:37.09; 2. eske (S. Dakota St.) 9:37.36; 3. Scannell (Sacramento St.) 9:43.55; 6. Kelley (Cal Poly SLO) 10:01.44.

5000: 1. Gray (UC Davis) 16:36.20; 2. eske (S. Dakota St.) 16:36.35; 3. Asp (S. Dakota St.) 16:51.76; 6. Crowley (Cal Poly O) 17:17.56.

10,000: 1. Stavrum (S. Dakota St.) 06:38; 2. Crowley (Cal Poly SLO) 07:28; 3. Meyers (Seattle Pacific) 18:77; 4. Sommers (UC Davis) 35:40.50.

100 Hurdles: 1. Jackson (Alabama M) 14.50; 2. Yarborough (Cal Poly SLO) 58; 3. Whitehead (Morgan St.) 14.60.

100 Relay: 1. Cal Poly SLO (Mallory, Mcain, Holland, Van Warmerdam) 45.15; Alabama A&M) 45.39; 3. Cal State Kersfield 45.69; 5. Cal State Northridge 77; 4. Sacramento State 46.10.

600 Relay: 1. Morgan St. 3:40.27; 2. Cal y SLO 3:40.89; 3. Sacramento State 6:12; 4. Cal State Bakersfield 3:46.45.

High Jump: 1. Blunston (Cal State Kersfield) 6-0; 2. McNeal (Cal Poly O) 5-0; 3. Ackerman (Mt. St. Mary's) 5-11; 4. Bell (CS Bakersfield) 5-7 1/2.

Long Jump: 1. Serrano (UC Davis) 20-10; Yarborough (Cal Poly SLO) 20-8; 3. edlady (Cal State Bakersfield) 20-7; 5. ks (Cal State Bakersfield) 20-0 1/2.

Shot Put: 1. Hamilton (Cal State Kersfield) 49-8; 2. Corley (Cal State Kersfield) 48-6 1/4; 3. Antoine (St. Justine's) 46-7.

Discus: 1. Oswalt (Cal State Hayward) 9; 2. Ford (Cal State Hayward) 155-8; Robinson (Cal State Chico) 155-0.

Javelin: 1. Smith (Cal Poly SLO) 191-1; Welsh (Springfield) 161-7; 3. Barnes (Cal y SLO) 157-4; 4. Sundby (Cal State ward) 154-6.

Team Scores: 1. Cal Poly SLO 256; 2. barna A&M 144 1/4; 3. Cal State Kersfield 113; 6. Cal State Hayward 12; 7. Sacramento State 98; 9. UC Davis 12. Cal State Northridge 35.

NCAA Division I Championships

2-5, Brigham Young University, Provo, Utah.

WOMEN'S EVENTS:

Heptathlon: 1. Trond Skramstad (MSMU) 59, 23-1 1/4, 43-8 1/4, 6-5 1/4, 49.02, 15.02, 3, 14-5 1/4, 198-3, 4:26.56) 7770; 2. John e (SILC) 7660; 3. Mike Ramos (UW) 7600; 4. Keith Collins (WSU) 7600; 5. Marty auer 7572; 6. John Irvine (ASU) 7549.

100: 1. Richard Olsen (SMU) 240-5; Robert Weir (SMU) 240-3; 3. Kjell edt (BYU) 232-3; 4. Bill Green (CSU) Beach) 226-9; 5. Matt Mileham (ino State) 226-7; 6. Declan Hegarty 223-4. 13. Steve Rohovit (CSU Long h) 203-9. **Qualifying:** Rohovit 207-1.

Qualifying: Steve Nickerson (UCLA) ; Shaun Pickering (Stanford) 201-0.

3000 Relay: 1. Houston (Charles Young, McNeil, Anthony Ketchum, Stanley) 38.53; 2. Northwest Louisiana) 3. Oklahoma State 39.18; 4. Rice) 5. Oklahoma 39.27; 6. Arizona State)

Consolation: 4. UCLA (Howard urn, Gerald White, Tony Banks, Eric n) 39.93. **Qualifying:** UCLA 39.89. **Qualifying:** UC Irvine (Mike Perito, Carey, Rick Holliday, Harold Todd)

100: 1. David Mack (ORE) 1:48.00; 2. McIntosh (WMIC) 1:48.10; 3. Ray n (UVIR) 1:48.46; 4. John Trott (UI) 1:48.56; 5. Scott Rider (OHS) 1:48.56; 6. y Robinson (UI) 1:49.06. **Consolation:** by Rob Webster (UW) 1:47.21.

Hurdles: 1. David Patrick (TEN) 2. Larry Cowling (UCB) 48.46; 3. Montgomery (BAU) 48.73; 4. Bernie way (San Jose State) 49.10; 5. Martin on 49.66; 6. John Lenstrohm (ASU) ; 7. Lloyd Guss 49.98. **Non-**

NCAA Div. I, continued:

Bakersfield 48-1¼; 14. Carol Cady (Stanford) 47-4¼. *Non Qualifiers:* Cherayl Kennedy (San Diego State) 47-6¼; Deborah Corley (CS Bakersfield) 47-2¼.

1600 Relay: 1. Tennessee (Cathy Ratray 51.3, Sharieliffa Barksdale 53.2, Joetta Clark 52.8, Delisa Walton 51.2) 3:28.55; 2. Florida State 3:28.70; 3. UCLA 3:30.44; 4. Prairie View 3:33.81; 5. Howard 3:38.29; 6. Las Vegas 3:38.68.

5000: 1. Kathy Bryant (TEN) 16:10.41; 2. Kathryn Hayes (UO) 16:22.80; 3. Eryn Forbes (UO) 16:27.71; 4. Eva Ernstrom (San Diego State) 16:31.33; 5. Kim Schnurpfell (Stanford) 16:37.05; 6. Jill Molen (UU); 8. Patty Gray (UC Davis) 16:54.53; 10. Michelle Mason (Stanford) 17:05.60.

10,000: 1. Kim Schnurpfell (Stanford) 33:36.51; 2. Eryn Forbes (Oregon) 33:55.10; 3. Jill Molen (Utah) 33:59.10; 4. Jill Washburn (Michigan State) 34:46.78; 5. Kellie Cathey (Oklahoma) 34:55.90; 6. Aileen O'Connor (Virginia) 35:00.90; 7. Ann Locke (Stanford) 35:05.56; 16. Mary Mason (UC Santa Barbara) 38:46.1.

400: 1. Marita Payne (FSU) 52.01; 2. Charmaine Crooks (UTEP) 52.33; 3. Cathy Ratray (TEN) 52.36; 4. SaShon Nedd (UCLA) 52.93; 5. Arlise Emerson (UCLA) 53.26; 6. Easter Gabriel (PVAM) 53.90. *Consolation:* 1. Sharon Dabney (Cal State LA) 55.00.

400 Relay: 1. Nebraska (Kristen Engle, Alicia McQueen, Rhonda Blanford, Marlene Ottey) 43.72; 2. Florida State 43.73; 3. UCLA 44.02; 4. Cal State Los Angeles 44.27; 5. Tennessee 44.36; 6. Prairie View 44.98. *Consolation:* 1. San Diego State 45.64.

800: 1. Delisa Walton (TEN) 2:05.22; 2. Joetta Clark (TEN) 2:06.49; 3. Leann Warren (UO) 2:06.58; 4. Regina Jacobs (Stanford) 2:07.09; 5. Monica Joyce (San Diego State) 2:07.32; 6. Ranza Clar (UO) 2:07.57. *Consolation:* 5. Esther Scherzinger (Cal Poly SLO) 2:14.85.

100 Hurdles: 1. Benita Fitzgerald (TEN) 13:13; 2. Canzetta Young (FDU) 13.23; 3. Kim Turner (UTEP) 13.24; 4. Tonja Brown (FSU) 13.73; 5. Clara Hairston (AU) 13.78; 6. Janet Yarbrough (Cal Poly SLO) 13.95.

200: 1. Florence Griffith (UCLA) 22.39; 2. Merlene Ottey (NEBL) 22.46; 3. Randy Givens (FSU) 22.59; 4. Marita Payne (FSU) 22.91; 5. LaShon Nedd (UCLA) 23.20; 6. Diane Williams (Cal State LA) 23.53. *Consolation:* 3. Jeanette Bolden (UCLA) 24.07.

Discus: 1. Meg Ritchie (UA) 202-0; 2. Leslie Deniz (ASU) 193-1; 3. Patricia Walsh (TEN) 180-8; 4. Carol Cady (Stanford) 179-0; 5. Piag Iacova (JAL) 170-1; 6. Marita Walton (UMCP) 169-9; 8. Glenda Ford (Cal State Hayward) 163-2; 9. Laura DeSnoo (San Diego State) 160-9; 10. Diane Oswald (Cal State Hayward) 160-8.

Long Jump: 1. Jennifer Innis (CSLA) 21-9½; 2. Jackie Joyner (UCLA) 21-8¼; 3. Carol Lewis (UH) 21-7½; 4. Halcyon McKnight (UK) 21-2¼; 5. Donna Thomas (NTS) 21-2¼; 6. Vivian Riddick (PSU) 20-4½; 9. Jewel Lovelady (CS Bakersfield) 19-11; 10. Teri Serrano (UC Davis) 19-9½; 11. Michelle Kelley (UC Irvine) 19-8¼; 14. Sandra Crabtree (USC) 19-3.

High Jump: 1. Disa Gisladdottir (JAL) 6-1¼; 2. Phylus Blunston (CS Bakersfield) 6-1¼; 3. Susanne Lorentzon (UTEP) 6-1¼; 4. Maria Zanandrea (BYU) 6-0; 5. Renee Nickles (OK) 6-0; 6. Frances Daniell (OH) 6-0; 7. Sue McNeal (Cal Poly SLO) 6-0; 8. Jana Clough (OK) 6-0; 8. Wendy Markham 6-0; 16. Carl Gosswiller (UCLA) 5-9¼; 17. Patty Stafford (San Diego State) NH.

Team Scores: 1. UCLA 153; 2. Tennessee 126; 3. Florida State 119½; 4. Oregon 104; 5. Stanford 78; 6. Arizona 58; 8. Cal State Los Angeles 48; 10. San Diego State 47; 18. Long Beach State 20; 39. Cal Berkeley 6; 46. USC 3; 51. UC Irvine 2.



Kinney Invitational

By G. DAVID BROWN, INNERSPORTS

June 12, Edwards Stadium, Berkeley.

The mile, once again, made its mark. This time in the form of the first ever Kinney Invitational. 10,000 plus fans gathered at the UC Berkeley campus to watch John Walker, Steve Scott and Mary Decker-Tabb assault stadium and possibly even world records.

The mile wasn't the only event getting attention. Eyes were focused on the pole vault with the likes of Billy Olsen, Dave Voiz, Dan Ripley and Dave Kenworthy. Olsen was clearly in a class of his own on this day, breaking the stadium record with his 18-1 vault. This was just one of his other "tune-ups" before attacking the European track circuit this summer. Olsen commented on his performance, "I felt pretty good about my jumping today. Conditions weren't that good, my jumping this year is going pretty good and is just starting to come around. I think for the national meet next week I'm going to be ready!" Olsen sees his main competitors as Earl Bell and Dan Ripley and fellow teammate Brad Pursley. He plans on going over 19 feet by the end of this season.

The two mile also attracted big names with Doug Padilla, Paul Cummings, Thom Hunt, and Craig Virgin (just coming off a kidney ailment). The first lap was at 62.7 with Padilla, Cummings and Steve Ortiz (UCLA) all one by one. Ortiz and Padilla were changing off leads coming by the mile at 4:10.7. Coming off a 7:19.8 gun lap Padilla kicked to a 8:23.6 and a new stadium record. "Steve helped alot because I couldn't hold the pace and couldn't concentrate on holding it. If Steve kicked he could have probably got me, but I think he relaxed too much," Padilla commented. Ortiz was timed at 8:24.6 with Thom Hunt and Paul Cummings holding on for third and fourth with



Tom Petranoff, Kinney javelin champ at 287-4

8:28.9 and 8:33.8. It was a hard race for Craig Virgin in his first major race after his illness. "I've been out of action for quite awhile. I've made a helluva lot of progress in two months, when I started out I could only jog a 10 minute pace." Virgin will be competing in the 10k at the TAC Nationals and hopes to be "somewhat competitive" by then.

photo by Dave Stock



Evonne Hannus edges ahead of Louise Romo in 800

Mary Decker ran her usual "fricking, nobody can catch me" style women's mile. Just coming off a record in the 5000 meters in C Decker-Tabb ran the first quarter. Monica Joyce, Francie Larrieu Hopp and Michelle Hopper eat the rest of the runners. Tabb went clock such splits as 2:08.4 and leading up to a 4:23.3 and seven s ahead of the others. Monica Joyce herself a British record with a 4: cond place. Francie Larrieu shows in prime form by holding off St Cecil Hopp 4:35.8 to 4:36.5. Dec California Track & Running News is my first mile since Jack-in-the-I'm happy with it since it's my race of the season. I'm start season late since I'm going to Eu most it." Decker says she will b out all the distances in Europ 5000, at least one 3K, a mile ar 1500's and maybe even one 800." proves she's versatile in all distance and long distance even.

The featured men's mile proved to be a miler you have to be a sprinter. Ingram of West Valley JC served up a rabbit with a 58.7 first lap then took on from there taking the middle of the second lap. Wa hanging close by, with Ingram r Smith. The 880 was passed in the 1320 in 2:59. At the final lap test of who could sprint the fastest passed the test winning in 3:55 Walker holding on to Scott in 3:54 commented, "I had hoped to have tempo early because this is chance I have to set an early pac Oslo. My goal today was to come in a fast tempo, around 1:55 for a and then try to hang on. I still fa quite alot of good races left; my starting in full swing now." Walk

ag from his long flight from New Zealand which affected his performance. It was his first race of the season. "This is my first meet of the season and hopefully I'll get stronger. It really starts when we all get to Europe." Walker says he will be concentrating on the 5000 meters next year and at the Olympics as well.

Other good performances:
Yvonne Hanus of the Stanford Track Club won the women's 800 in 2:02.9. Cal's Louise Romo earned herself a PR in :03.0. Sue Ballinger of Athletics West was third in 2:04.0 with Stanford's Regina Jacobs fourth in 2:04.5.

Evelyn Ashford sped through the 100 meters in 11.14 edging off UCLA's Lorence Griffin in 11.18. This broke her old stadium record of 11.22.

Eric Brown's 20.44 captured a new stadium record.

Jim Spivey's 1:46.5 in the 800 with Randy Wilson's 1:46.5 second.

Bob Roggy withdrew from the javelin competition with a pulled groin and Tom Stranoff took things from there with a win of 287.4.

Dave Laut won the shot in 68-5 with John Powell taking the discus in 220-3.

Men

100—1. E. Brown (UCLA), 10.26w; 2. Cook (USC), 10.33; 3. M. Sanford (USC TC), 10.40; 4. Egbunike (Nigeria), 10.48.

200—1. E. Brown (UCLA), 20.44; 2. G. Foster (Wilt's AC), 20.64; 3. Egbunike (Nigeria), 20.75; 4. Edwards (SoCal Striders), 21.08.

400—1. Turner (Pasadena CC), 45.90; 2. Rogers (Maccabi TC), 45.95; 3. Darden (Phis. Pioneers), 45.96; 4. Wiley (I.C. International), 46.35.

800—1. Spivey (Indiana), 1:46.5; 2. Wilson (Athletics West), 1:46.5; 3. Belger (Pacific Coast Club), 1:47.0; 4. Chapman (Mt. San Antonio College), 1:47.0.

MILE—1. Scott (Sub 4 TC), 3:54.1; 2. Walker (New Zealand), 3:54.6; 3. Flynn (New Balance TC), 3:54.9; 4. Aldridge (AW), 3:58.6.

TWO MILE—1. Padilla (Athletics West), 8:23.6; 2. Ortiz (UCLA), 8:24.6; 3. Hunt (AW), 8:28.9; 4. Cummings (New Balance TC), 8:33.8.

100H—1. G. Foster (Wilt's AC), 13.29; 2. Turner (Stars & Stripes TC), 13.54; 3. Cowling (California), 13.54; 4. Lenstrom (Arizona St.), 13.98.

400H—1. Phillips (Wilt's AC), 49.24; 2. Lee (Athletic Attic), 49.71; 3. Newhouse (Canada), 50.3; 4. Rambo (AA), 50.79.

JAVELIN—1. Petranoff (SoCal Striders), 287-4; 2. Lothrop (Weight City TC), 255-5; 3. Atwood (AW), 253-10; 4. Kennedy (Pacific Coast Club), 242-11.

LONG JUMP—1. Myricks (Athletic Attic), 25-2; 2. McRae (Bay Area Striders), 24-4 1/4; 3. Campbell (California), 23-8; 4. Alston (unat), 23-6 3/4.

DISCUS—1. Powell (San Jose Stars), 220-3; 2. Burns (AW), 219-6; 3. Stadel (AW), 211-6; 4. Wilkins (AW), 210-11.

SHOTPUT—1. Laut (AW), 68-5; 2. Lehman (AA), 65-0 1/4; 3. Oldfield (Chicago TC), 65-0 1/4; 4. Tafrales (Weight City TC), 64-11 1/4.

POLE VAULT—1. Olson (Pacific Coast Club), 18-1; 2. Kenworthy (USC), 17-6 1/4; 3. Tully (New York AC), 17-6 1/4; 4. Volz (Indiana), 17-0 1/4.

HIGH JUMP—1. Peacock (Athletic Express), 7-3 3/4; 2. Stones (Pacific Coast Club), 7-2; 3. Stanton (Houston), 7-2; 4. Moran (CS Hayward), 7-0.

Women

100—1. Ashford (Medalist TC), 11.14; 2. Griffith (UCLA), 11.18; 3. Brown (Wilt's AC), 11.37; 4. Bolton (Stanford TC), 11.86.

800—1. Hanus (Stanford TC), 2:02.9; 2. Romo (California), 2:03.0; 3. Ballinger (AW), 2:04.0; 4. Jacobs (Stanford), 2:04.5.

MILE—1. Decker Tabb (AW), 4:23.2; 2. Joyce (Ireland), 4:30.4; 3. Larrieu (New Balance TC), 4:35.8; 4. Hopp (Stanford), 4:36.5.

photo by Dave Stock



Andy Clifford (left) and Steve Scott in Kinney Mile



California Track & Running News

Race Results Package

FOR RACE DIRECTORS

Race Directors: Let *California Track & Running News* help you with the expensive and time consuming processing of race results; and at the same time promote your event throughout the state.

Meet Directors Race Results Package

CTRN Supplies You With:

- (1) Typing of complete results including place, name, age, time.
- (2) Printing of complete results (may include story and photos) in *California Track & Running News*.
- (3) Mailing of issue with complete results to every finisher.
- (4) Free advertising space (1/2-page worth for each 500 runners) in *California Track & Running News* for next year's race. May include entry blank form.
- (5) Mailing of copy of *California Track & Running News* with the race ad/entry blank to every finisher from the previous year. Your entry blank not only goes to all of the finishers from the previous year but also all of the other thousands of readers.
- (6) Free gift subscriptions to give at race as awards or drawing prizes. One for every 100 runners.
- (7) We can also maintain your mailing list for other potential uses you may have.

Race Director Supplies *CTRN* With:

- (1) Set of legible results: computer printout, name tags, hand written, etc.
- (2) Address (with zip code) of all finishers.
- (3) Layout or sketch for next year's ad (need one month before issue in which the ad will run.)
- (4) One dollar (\$1) per finisher to cover the cost of typesetting, printing, and mailing.

It's a very nice race feature and a real courtesy to provide each runner with a complete set of the race results and an entry blank before the next year's event. Let California Track & Running News help you increase the appeal of your event.

To schedule your race result package contact:

California Track & Running News

P.O. Box 6103

Fresno, CA 93703

Phone: (209) 264-5847

COLLEGIATE DUALS

DARLING TAKES JAVELIN LEAD

Tuscaloosa, Alabama, March 27—Canadian senior Barry Darling added more than 20 feet to his PR as he took over the collegiate javelin lead with his 280-7 toss. That gives him a share of No. 9 on the all-time collegiate list.

Alabama 94—Clemson 62—Arkansas State 30: 100(-), E. King (Al) 10.48, 200(-), Smith (Al) 21.44; 2. King 21.56. 4 x 100, Alabama 39.74. HJ, Shouse (Ar St) 6-11½. PV, Stubblefield (Ar St) 16-6. DT, Harkness (Clem) 176-7. JT, Darling (Al) 280-7 (CL) (=9, x a t C).

SALUKIS EVEN SERIES

Carbondale, Illinois, April 2—Southern Illinois beat Indiana 87-66 to even the all-time record between the two schools at 3-3.

Southern Illinois 87—Indiana 66: 100, Franks (Sn II) 10.5, 200, Nix (In) 22.0, 400, Nix 46.4; 2. Adams (Sn II) 46.4. 1500, Spivey (In) 3:52.0, 400H, Nwosu (Sn II) 51.6. 4 x 400, Southern Illinois 3:11.3.

HJ, Wray (Sn II) 7-2½. PV, Geiger (Sn II) 16-0; 2. Volz (In) 16-0. LJ(w), Zimmerman (In) 25-3½. DT, King (In) 170-7.

COWLING NOT ENOUGH

Los Angeles, April 3—Defending NCAA 110H champ Larry Cowling did his best for Cal, but a 200/110H double (21.13/13.76w) and a 2nd in the 100 (10.59) weren't enough as UCLA beat Cal for the 13th straight year.

UCLA 83—Cal 62: 100(1.7), Brown (UCLA) 10.49; 2. Cowling (Cal) 10.59. 200(0.5), Cowling 21.13. 400, Banks (UCLA) 46.1; 2. Timmons (Cal) 46.1. 800, D. Brown (UCLA) 1:51.1. 1500, Downs (Cal) 3:46.4; 2. Whitcomb (UCLA) 3:46.9. 5000, Downs 13:56.89; 2. Butler (UCLA) 13:57.92; 3. Ortiz (UCLA) 14:02.55. 110H(3.8), Cowling 13.76. 400H, Grimes (Cal) 52.13. 4 x 100, UCLA 40.0. 4 x 440, Cal 3:09.16; 2. UCLA 3:09.20.

HJ, Davis (UCLA) 7-2; 2. Nelson (Cal) 7-0. PV, Curran (UCLA) 17-6; 2. McAlexander (Cal) 17-4. LJ, Benson (UCLA) 25-4¾. TJ, Benson 53-10¾w (52-6¾). SP, Brenner (UCLA) 64-8; 2. Parker (Cal) 61-8¾. DT, Bryant (UCLA) 186-4; 2. Brenner 181-9. HT, Bryant 180-8. JT, Lewis (Cal) 231-11.

HASSAN STEPS UP

Corvallis, Oregon, April 3—Oregon State's Kasheef Hassan, the 1979 NCAA 400 champ, did some strength work against Washington, lowering his 2-lap PR to 1:49.08.

Oregon State 86—Washington 77: 800, Hassan (Or St) 1:49.08. 1500, Fricker (Or St) 3:47.59. St, Barnett (Wa) 8:56.86. 400H, Sullivan (Or St) 55.49. PV, Sullivan 17-0; 2. Davis (Or St) 16-5. SP, Schmidt (Or St) 57-6¾. DT, Schmidt 188-3; 2. Wollen (Wa) 185-1; 3. Waltman (Or St) 181-3. HT, Cardiff (Wa) 174-11. JT, Mahovich (Wa) 248-0.

NYAMBUI NOT NEEDED

El Paso, April 10—UTEP is starting to pay attention to dual meets this year, and even without superstar Suleiman Nyambui was able to handle Baylor easily.

UTEP 83—Baylor 66 /altitude 1126m/: 100, Whymns (UTEP) 10.52, 2. Davis (Bay) 10.66. 200, Meylor (UTEP) 21.14. 400, Hartson (Bay) 46.53; 2. Mehale (UTEP) 46.84. 1500, Barie (UTEP) 3:50.81. 5000, Shahanga (UTEP) 13:57.84; 2. Kamau (UTEP) 14:06.75. 400H, Montgomery (Bay) 51.23. 4 x 100, Baylor 39.79. 4 x 440, Baylor 3:14.64.

HJ, Ottey (UTEP) 7-3¾; 2. Coalson (Bay) 7-0. PV, Cooper (Bay) 16-¾. SP, C. Scott (UTEP) 58-9¾. DT, Scott 187-6. HT, Farmer (Macc) 226-1; 2. Johnsen (UTEP) 220-3.

UCLA CRUSHES SAN DIEGO STATE

San Diego, April 10—UCLA had no trouble with San Diego State, running up a convincing 56-point margin.

UCLA 105—San Diego State 49: 100, Shields (S Di) 10.4. 200, Brown (UCLA) 20.9.

400, Banks (UCLA) 46.9. 1500, Butler (UCLA) 3:44.6; 2. Whitcomb (UCLA) 3:45.8; 3. Fell (S Di) 3:46.4. St. Ebner (UCLA) 9:00.7; 2. Ortiz (UCLA) 9:04.9. 5000, Fell 14:14.4. 110H, Allen (UCLA) 14.2. 4 x 100, UCLA 40.4. 4 x 400, UCLA 3:14.0.

HJ, Schiefer (S Di) 7-0; 2. Davis (UCLA) 6-10¾. PV, Curran (UCLA) 16-0. LJ, Benson (UCLA) 24-3. TJ, Williams (UCLA) 52-5¾; 2. Benson 51-7¾. SP, Brenner (UCLA) 57-9¾. DT, Slaney (S Di) 197-1. HT, Briski (unat) 194-8.

SDSU

HOWARD IS COMING BACK

San Diego, April 10—After almost 2 years out of action with ankle problems, Olympic Trials 400 winner Sherri Howard is returning to the wars. Running for LA Naturite, she picked up easy wins here in 23.7 and 54.0.

San Diego State 105—CSLB 24; San Diego State 66½-Naturite 60½:

100(2.4), Smith (S Di) 11.5; 2. San. Howard (LAN) 11.5. 3. Hay (LAN) 11.6. 200(-0.1). Sh. Howard (LAN) 23.7; 2. D. Howard (Ca HS) 23.9; 3. Smith 23.9. 400, Sh. Howard 54.0.

800, M. Joyce (S Di) 2:06.9; 2. Dabney (LAN) 2:10.3. 3000, Kanuka (S Di) 9:17.0; 2. Ernstrom (S Di) 9:26.5. 100H(0.3), Bourn (S Di) 13.9; 2. Page (LAN) 14.0; 3. Farmer (LAN) 14.3; 4. Harmon (LAN) 14.6. 400H, Farmer 62.2. 4 x 100, LA Naturite 45.8; 2. San Diego State 45.8. 4 x 400, San Diego State 3:51.5.

HJ, Stafford (S Di) 5-9. LJ, Harmon 18-8. SP, Stalman (LAN) 53-5¾; 2. Pagel (CSLB) 51-3; 3. McElroy (CSLB) 49-1; 4. Pollock (CSLB) 48-7¾; 5. Kennedy (S Di) 47-2. DT, Stalman 208-3; 2. Pagel 157-2; 3. DeSnoo (S Di) 154-5. JT, Wilkinson (LAN) 157-1; 2. Dibb (S Di) 152-10.

HILL CRUISES 13:30.52

Eugene, April 10—Already the collegiate leader at 1500m, Oregon junior Jim Hill raised his 5000 credentials a notch with his PR 13:30.52, the fastest time by an American collegian this year. He cruised through the final 440 in 60.1.

Oregon 93—LSU 60: 100, Bishop (LSU) 10.59. 200, Bishop 21.48. 400, Kennon (LSU) 46.94. 1500, Mack (Or) 3:45.11; 2. Beck (LSU) 3:45.24. 5000, Hill (Or) 13:30.52 (60.1). 400H, Duhan (LSU) 52.60. 4 x 100, Oregon 40.58. 4 x 440, Oregon 3:13.81.

HJ, Weaver (LSU) 6-10. PV, Shellnutt (LSU) 16-6. SP, D. Crouser (Or) 63-¾; 2. Maciejczyk (LSU) 61-¾. DT,

Crouser 197-3; 2. Landerholm (Or) 179-9. HT, McArdle (OTC) 216-8; 2. Landerholm 186-8. JT, B. Crouser (Or) 230-10.

THE BIG BATTLE THAT WASN'T

Stanford, April 10—Dual meet powers Washington State and Arizona State came to meet Stanford. Unfortunately, it wasn't in the contract that they would meet each other, so a true test did not happen, although the Cougars did have a big 98-64 edge in sheer comparison of marks. LaMonte King and Ron Brown didn't compete for the Sun Devils.

Washington State 123—Stanford 40; Arizona State 83—Stanford 66:

100, Henley (Az St) 10.46; 2. Jones (Az St) 10.53. 200, Henley 20.97; 2. Jones 21.04; 3. Whitlock (Wa St) 21.19. 400, Whitlock 45.80; 2. Tubbs (Az St) 46.96. 800, Richardson (Az St) 1:49.2; 2. Moutsanas (Wa St) 1:49.5. 1500, Ortega (Wa St-Arg) 3:41.7 NR; 2. Tuwei (Wa St) 3:42.4; 3. Pettingill (Stan) 3:43.9; 4. Schaefer (Stan) 3:47.5.

St, James (Wa St) 8:39.4; 2. Evans (Wa St) 8:52.2; 3. Frank (Stan) 8:58.2. 5000, Koch (Wa St) 13:45.3; 2. Garcia (Wa St) 13:52.2; 3. Graham (Stan) 14:00.0; ... dnf—Tuwei. 110H (w), Moracho (Wa St) 13.60; 2. Lenstrom (Az St) 13.69. 400H, Lenstrom 51.22. 4 x 100, Arizona State 40.27. 4 x 440, Stanford 3:12.3.

HJ, Harken (Wa St) 6-8. PV, Drechsel (Wa St) 16-1. TJ, Mayfield (Az St) 49-9¾; 2. Taiwo (Wa St) 49-3¾. SP, VandeVoorde (Wa St) 60-2¾; 2. Williky (Az St) 58-5¾. DT, Williky 183-10. HT, Gustafsson (Wa St) 216-5; 2. Pickering (Stan) 198-5; 3. VandeVoorde 196-7; 4. Ubel (Wa St) 186-3. JT, Diehl (Wa St) 230-1.

A WOMEN'S HAMMER?

Stanford, April 10—Washington State assistant Tony Tenisci, a former NCAA scorer in the hammer, decided that women should also throw the ball and chain. But when his throwers visited Stanford, Carol Cady of the hosts came up with a "Collegiate Record" of 137-9.

Stanford Women 78—Washington State 62; Arizona State 83—Stanford 66:

100(w), Ware (Az St) 11.78. 800, Jacobs (Stan) 2:06.2. 1500, Plumer (Stan) 4:26.0. 5000, Schnurfeil (Stan) 16:18.8; 2. Mason (Stan) 16:24.0. 400H, Demorest (Stan) 62:06. 4 x 100, Arizona State 46.74. 4 x 440, Stanford 3:48.4.

LJ, Donald (Stan) 18-8¾. SP, Lemke (Az St) 48-6; 2. Cady (Stan) 48-3¾. DT, Deniz (Az St) 194-10; 2. Cady 168-9. HT(4kg), Cady 137-9. JT, Campbell (Az St) 145-0.

A RECORD FOR BOLDEN

Los Angeles, April 10—Nobody has ever run faster in a women's dual than the 11.37 turned in

Darling's long throw made him the No. 9 collegian ever.



Barik Hill

OUTDOOR HIGHLIGHTS

SDSV
 ↓
 The NCAA Indoor Championships haven't even been contested yet, but the outdoor campaign is already being waged in earnest in the Sun Belt.

AZTEC INVITATIONAL

San Diego, March 6—/from George Grenier—Forget what you read in earlier pages. Evelyn Ashford continued to run after San Francisco, and after TAC.

Not wanting to waste the good shape she is in, the premier sprinter keeps postponing her season finale. Her first outdoor race of the year indicates that she might be well off to wait a while longer.

Running into a 1.0mps breeze, Ashford cruised to the =5th performance in history, 10.97. It marks the first time that a woman has ever broken 11.00 with negative wind. The time is also equal to Ashford's low-altitude AR.

Attendance 2500.

100, I(0.0)—1. Jackson (Wa) 10.45; 2. L. King (Az St) 10.49. II(0.0)—1. Brown (Az St) 10.2; 2. Cook (USC) 10.2. 1500, Wicksell (Sub 4) 3:39.58. St. Drake (AIA) 8:58.1. 5000, P. Williams' (Can) 13:44.51. 110H(3.9), Campbell (SCS) 13.91. 400H, King (Macc) 50.98.

4 x 100, Arizona State 39.20 (Robinson, Henley, King, Brown). 4 x 200, Maccabi 1:22.97; ... dnf—Arizona State, 4 x 400, Maccabi 3:10.26. DisMed, Arizona State 9:44.11 (Jones 46.3).

HJ, Stones (PCC) 7.4; 2. Saunders (Macc) 7.2. PV, Smith (unat) 17.3. LJ, Mayfield (Az St) 24.3. TJ, Mayfield 52.7. SP, Williky (Az St) 59.8. DT, Williky 194.3. JT, Atwood (AW) 273-8 (249-3, 263-9, 251-10, 267-0,

273-8, f); 2. Petranoff (SCS) 270-4 (f, 246-8, 270-4, 255-2, 254-8, 252-4)

Women:

100, I(-1.0)—1. Ashford (MTC) 10.97 (x, =5 a-t W; x, =2 a-t US [=U.S. non-altitude best]); 2. Pusey' (LAN) 11.71. II(0.8)—1. Ashford 11.11. 1500, M. Joyce' (S Di) 4:20.02; 2. Kraemer (SLO) 4:24.83. '100H(-0.5), Smith (LAM) 13.67.

4 x 100, Southern California Cheetahs 45.22. 4 x 200, Coast Athletics 1:37.61. 4 x 400, Stanford TC 3:34.9 (Hannus', Bolton, Campbell, Griffith'); 2. San Diego State 3:43.7. 4 x 800, Cal Poly/SLO 9:11.08; ... dq—San Diego State 8:48.83.

HJ, McNeal (SLO) 6-0. LJ, Inniss' (CSLA) 21-6 1/2 (18-9 1/2, 20-3, f, 20-1, 20-9 1/2, 21-6 1/2); 2. McMillan (Coast) 20-10 1/2; 3. Bell (CP/Pom) 20-2 1/2 w (19-10). SP, Griffin (AW) 54- 1/2. DT, Griffin 185-11; 2. DeSnoo (S Di) 160-4. JT, Smith (SLO) 195-11.

COLLEGIATE TEAM CLASHES

Baylor 85-Texas 69-North Texas 20-TCU 9, Austin, February 27—

100(3.2), Walls (Tx) 10.36. 400, Stapleton' (Tx) 47.15. 1500, Robinson (Bay) 3:48.6. 2M, Robinson 8:58.9. 400H, Montgomery (Bay) 50.81. 4 x 100, Baylor 40.72. 4 x 400, Baylor 3:09.03; 2. Texas 3:09.31.

HJ, Coalsion (Bay) 7-0; 2. Morris' (Tx) 7-0. SP, Jakobsson' (Tx) 66-10 1/2; 2. Dolegiewicz' (WC) 66-3 1/2; 3. Brooks (Tx) 61-9; 4. Donahue (Tx) 58-11. DT, Jakobsson' 195-1. JT, Vilhalmsson' (Tx) 239-6.

UCLA 93 1/2-Irvine 47-Fresno State 40 1/2 /UCLA 107-FS 47; UCLA 97-UCI 47; FS 75-UCI 69, Los Angeles, February 27—

100(0.6), Brown (UCLA) 10.43. 1500, Whitcomb (UCLA) 3:47.62. 2M, Gerhardt (UCI) 8:43.57; 2. Butler (UCLA) 8:44.18; 3. McCormack (UCLA) 8:44.34.

4 x 100, UCLA 40.26. 4 x 440, UCLA 3:11.85. PV, Curran (UCLA) 17-0. LJ, Gaffney (unat) 25-1 1/2 w. 2. Benson (UCLA) 24-11 1/2. TJ, Ellard (Fres) 53-11 1/2; 2. Benson 53-9 1/2. SP, Gordien (SSTC) 63-1; 2. Brenner (UCLA) 62-5 1/2. DT, Gordien 191-9; 2. Mills (All Am) 192-5; 3. McSeveney (All Am) 184-10. HT, Mileham' (Fres) 211-3; 2. Nickerson (UCLA) 191-5; 3. Fritze-meier (Fres) 182-5. JT, Jadwin (unat) 248-10.

OTHER HIGHLIGHTS

Throwers have been getting a lot of work in California. Best has been Lorna Griffin, whose 56-9 1/2 (not 56-9, as reported last month) moved her to the No. 2 position all-time among U.S. putters. Griffin presaged that mark with 53-7 1/2 and 51-11 tosses in other meets.

With the disc, Griffin has reached 186-0, 179-6, 180-4 and 180-1. On the men's side, John Powell whirled 190-10, while Brian Oldfield isn't off to a spectacular start. His outdoor openers: 6 fouls, 64-4 1/2, 60-6, 61-9 1/2, 62-0.

Kate Schmidt dropped in from Canada to stick the spear out to 188-1, beating Jacque Nelson (163-2).

Cal State Long Beach's Bill Green could be a collegiate hammer force this year. He opened with a PR 218-4, beating Fresno's resident Briton, Matt Mileham (207-10) by more than 10 feet.

San Jose State's Felix Bohni has vaulted 17-6, with Tom Hintnaus at 17-0.

Action has been predictably slow on the track, with Diane Williams (LAN) running 11.6w to beat Rosalyn Bryant by 0.3. In Texas, Carol Urish of the Houston Harriers pounded out 5000m in 16:25.0. San Diego State's Monica Joyce has run the 1500 in 4:19.5. □

Most complete inventory of Track & Field equipment in the Country.



SPECIALTY FIELD SHOES BUY FROM THE EXPERTS
 FOR EVERY EVENT LARGEST INVENTORY IN THE COUNTRY—SAME DAY SERVICE—FREE SHIPPING

Javelins·Shots·Discus·Vaulting Poles

UNCLE MARTY'S SNEAKER BARN

15 W. OAKLAND AVENUE P.O. Box 1115 DOYLESTOWN, PA. 18901
 IN PENNSYLVANIA CALL

(215) 345-8856



CALL OUR TOLL FREE HOTLINE 24 HOURS A DAY, 7 DAYS A WEEK.

Free 1982 Catalog now available.

UNCLE MARTY'S TOLL FREE HOTLINE 1-800-523-2567

3/17/82

4 x 100

Since UCLA (43.86), Nebraska (44.0) and Florida State (44.19) rated 2-4-5 on the all-time collegiate list coming into the meet, Tennessee State's 1979 CR of 43.68 figured to be breathing its last in the thin air.

The final gasp came in the second heat, as a Husker foursome of Deborah James, Alicia McQueen, Rhonda Blanford and Merlene Ottey excised 0.01 from that mark.

As it turned out, Saturday's rain would prevent any further record running, although Ottey's leg was of the highest status as she ran down at least 4 other anchors to reach the electric eye just 0.01 ahead of Florida State's Randy Givens, 43.72 to 43.73, (the Nos. 3 and 4 college times ever). /Garry Hill/ SDSU

FINAL (6/5): 1. Nebraska 43.72 (3 C) (**Deborah James, **Alicia McQueen, **Rhonda Blanford, *Merlene Ottey); 2. Florida State 43.73 (4 C) (*Angela Wright, **Marita Payne, *Alice Bennett, **Randy Givens); 3. UCLA 44.02 (8 C) (**Missy Jerald, *Florence Griffith, **Jackie Joyner, *Jeanette Bolden); 4. Cal State Los Angeles 44.27 (*Jennifer Inniss, **Sharon Dabney, *Diane Williams, Jackie Pusey); 5. Tennessee 44.36 (**Sharrieffa Barksdale, **Cathy Rattray, ***Chantal Desrosiers, *Benita Fitzgerald); 6. Prairie View A&M 44.98 (*Sheila LaBome, **Cassandra Graham, Loretta Edwards, *Easter Gabriel); 7. UTEP 45.00 (Bea Reese, **Dorene Hayward, *Kim Turner, Jeanine Warren); 8. Houston 45.65 (**Jackie Washington, **Carol Lewis, **Darlene Jefferson, **Pat Lavallias).

CONSOLATION: 1. San Diego State 45.64; 2. UNLV 45.70; 3. Arizona 45.78; ... dq—Austin Peay (56.9); ... dnc—Alabama, Missouri.
HEATS (6/2): I—1. Florida State 43.74 (AL, CL) (3 C); 2. Tennessee 44.58; 3. Houston 44.68; 4. UTEP 45.02; 5. San Diego State 45.22; 6. Arizona 46.15; 7. Missouri 46.25; 8. Alabama 46.66; 9. Austin Peay 46.70.
II—1. Nebraska 43.67 CR (old CR 43.68 Tennessee State '79) (AL); 2. UCLA 43.97 (5 C); 3. Cal State Los Angeles 44.29; 4. Prairie View A&M 44.49; 5. UNLV 45.40; 6. Southern 52.69; ... fs—Jackson State.

4 x 400

Tennessee came to the meet hoping to break the CR (3:31.70) set by a Vol foursome in winning last year's AIAW.

It didn't take the same quartet—Cathy Rattray, Sharrieffa Barksdale, Joetta Clark, Delisa Walton—very long, as they ran 3:31.39 in the heats. Still, they rated as anything but a shoo-in, as Florida State and UCLA were also fielding fierce teams.

Rattray led off with a 51.5, opening a 10m lead on the Seminoles; Barksdale's 53.2 let the margin wither to 7m. Clark ran 52.9, but Randy Givens ran 52.1 to close the gap to 2m at the gun.

Walton went out with a controlled gait and heard the crowd's "ooo" as Marita Payne sprinted down the backstretch trying to get past. Walton increased the tempo and kept Payne to the outside as they went around the turn.

UCLA began to come into the picture as anchor La Shon Nedd closed ground on the curve, then moved out—as did Payne—to find a clear lane for the run to the finish.

Both had spent the better part of their energy making the race close, however, and *The Bible of the Sport*

Walton pulled away over the last 30m as Nedd faded, with Payne trying to maintain pace.

Walton's 51.0 gave Tennessee a CR of 3:28.55, while Payne's 50.7 gave Florida State a 3:28.70 and Nedd's 51.5 ended UCLA's 3:30.44 as all three broke the old mark.

"Coming in, we planned to break 3:30," revealed Walton. "To do that each one of us would have to run a PR, and each one of us did it. I didn't have anything left at the end." /Dave Johnson/

FINAL (6/4): 1. Tennessee 3:28.55 CR (old CR 3:31.39 Tennessee in heats) (WL, AL) (7 US) (**Cathy Rattray' 51.5, **Sharrieffa Barksdale 53.2, **Joetta Clark 52.9, *Delisa Walton 51.0); 2. Florida State 3:28.70 (9 US, 2 C) (*Angela Wright 53.1, **Ovriell Brown 52.8, **Randy Givens 52.1, **Marita Payne' 50.7);

3. UCLA 3:30.44 (3 C) (*Cindy Cumbess 54.7, *Arlise Emerson 51.6, **Jackie Joyner 52.7, ***La Shon Nedd 51.5); 4. Prairie View A&M 3:33.81 (*Sheila LaBome 54.2, Loretta Edwards 52.5, **Lynn Gamble 54.6, *Easter Gabriel 52.6); 5. Howard 3:38.29 (*Kim Brooks 54.1, **Dorothy Wilson 54.5, **Ruperta Charles' 52.9, *Deborah Murphy 56.8);

6. UNLV 3:38.68 (Lisa Thompson 54.0, Sheila Polk 56.1, **Vernicia Smith 51.7, *Sonya Briscoe 56.9); 7. LSU 3:41.11 (Pam Jiles 55.9, *Francine Gilmore 57.5, **Lana Zimmerman 53.4, **Lee Ann Van Landingham 54.4); 8. Houston 3:41.94 (**Robin Stephens 56.0, **Rachael Clary 55.2, *Valerie Sutton 56.4, ***Andrea Berry 54.4).

CONSOLATION: 1. Virginia 3:40.56 (Bryant 56.0, Kim Hatchett 55.5, Kelly 55.6, Garrett 53.5); 2. Delaware State 3:40.95 (Dortch 55.5, Simpson 55.4, Ray 55.2, Dale 54.9); 3. Kansas 3:41.34 (Smitherman 57.3, Taylor 57.3, McKnight 53.5, Tucker 53.3);

4. Washington 3:42.09 (Les. Coaston 56.6, Lau, Coaston 55.0, Sa. Gregg 56.6, Richardson 53.9); 5. Indiana 3:42.89 (Watson 57.5, Montgomery 54.6, Young 56.7, Ennis 54.1); ... dnc—Southern.

HEATS (6/2): I—1. Tennessee 3:31.39 CR (old CR 3:31.70 Tennessee '81) (WL, AL) (Rattray' 52.4, Barksdale 53.7, Clark 52.7, Walton 52.6); 2. UCLA 3:34.28 (Cumbess 54.9, Emerson 51.4, Joyner 53.2, Nedd 54.8); 3. LSU 3:42.08; 4. Houston 3:42.70; 5. Howard 3:43.31; 6. Washington 3:43.99; 7. Southern 4:04.09.

II—1. Florida State 3:34.06 (Wright 54.3, O. Brown 54.6, Golden 53.3, Payne' 51.9); 2. Prairie View A&M 3:35.03 (LaBome 54.3, Edwards 53.5, Gamble 54.8, Gabriel 52.5); 3. UNLV 3:43.26; 4. Virginia 3:43.58; 5. Kansas 3:45.86; 6. Indiana 3:46.90; 7. Delaware State 3:47.07; ... fs—Oklahoma.

HIGH JUMP

What delicious irony! As the freezing rain and wind whipped across the high jump

apron, making jumping at higher heights a somewhat chancy proposition, one jumper had a perfect record through 6-1¼.

While all others were faltering, she was doing the best jumping of her life, setting a PR at that height—not to mention a new national record. The athlete was Alabama soph Disa Gisladdottir, and her nationality (tee-hee) is Icelandic. Maybe she isn't used to jumping under such good conditions.

Phyllis Blunston (2 tries) and Susanne Lorentzon (3) also made that height, but the extra attempts put them 2nd and 3rd.

One can only surmise that the rest of the field was appropriately frosted. /Garry Hill/

FINAL (6/5): 1. **Disa Gisladdottir' (Al-Ice) 6-1¼ NR (=10, x C) (5-9¼, 5-10¼, 6-0, 6-1¼, 6-2¼ [x]); 2. Phyllis Blunston (CSB) 6-1¼ (5-9¼, 5-10¼, 6-0 [2], 6-1¼ [2], 6-2¼ [x]); 3. ***Susanne Lorentzon' (UTEP) 6-1¼ (5-9¼, 5-10¼ [2], 6-0 [2], 6-1¼ [3], 6-2¼ [x]);

4. Maria Zanandrea' (BYU) 6-0; 5. tie, *Frances Daniell (Oh U) & Renee Nickles (Ok) 6-0; 7. **Sue McNeal (SLO) 6-0; 8. tie, ***Jane Clough (Ok) & ***Wendy Markham (Fl St) 6-0; 10. **Annette Tannander' (Co) 5-10¼; 11. tie, *Thea Ackerman (MSM), **Charmaine Gale' (Az) & *Helen Ogar (Mo) 5-10¼;

14. Terri Johnson (Al) 5-10¼; 15. ***Linda McCurdy' (UTEP) 5-9¼; 16. **Kari Gossweiler (UCLA) 5-9¼; ... nh[5-9¼]—Patti Stafford (S Di).

QUALIFYING (6/3): All finalists cleared 5-9¼. Notable non-qualifiers—5-8¼, *Ellie Hayden (En Mi), Sue Blake (Or St), *Sonya Crowther (Or St); nh[5-8¼], *Ann Bair (Va).


LONG JUMP

The wind and rain made a mess of what might have been a sterling long jump competition. With the tailwind steadily increasing through the first 3 rounds, those jumpers fortunate enough to be in the second flight benefitted the most.

Among them was Jennifer Inniss, whose third-round 21-9½ came with the aid of a 6.3mps gust. That held up for the win.

As the weather turned wintry, the final 3 rounds were delayed. On resumption, in cold, nearly-still conditions, only a pair of jumpers were able to

Walton (306), Payne (51) and Nedd (211) led their teams under the old 4 x 4 CR.



Bill Leung, Jr.

July '82

800 METERS

Cold, driving rain curtailed any chances for fast times in the 800. With the runners in a pack nearly as tight as those formed by the clusters of fans left in the stands, huddling amid the fearsome weather, favorites Delisa Walton and Leann Warren trailed leaders Joetta Clark and Regina Dramiga down the final backstretch.

With Walton ahead of her to block the wind, 1500 winner Warren seemed in good position to replicate the AIAW double she captured last year.

Warren's final drive was not the irresistible force it normally is, however, as she found herself boxed by Regina Jacobs with a half lap to go, just as Walton moved. Walton pulled away over the last 50m to win in 2:05.22 as Warren could only get up for 3rd.

Walton's uncharacteristic run-from-behind race served her well in the conditions. "Whoever led, I was going to stay behind, and especially when it rained," she explained. "I wasn't going to take the lead because I couldn't see." /Dave Johnson/

FINAL (6/5): 1. *Delisa Walton (Tn) 2:05.22 (29.1, 33.1 [62.2], 32.0 [1:34.2], 31.1-62.2/63.1); 2. **Joetta Clark (Tn) 2:06.49 (61.9/64.6); 3. *Leann Warren (Or) 2:06.58 (29.2, 33.0 [62.2], 32.1 [1:34.3], 32.3-62.2/64.4); 4. ***Regina Jacobs (Stan) 2:07.09 (62.1/65.0); 5. *Monica Joyce' (S Di) 2:07.32 (62.2/65.2); 6. **Ranza Clark' (Or) 2:07.57 (62.2/65.4); 7. Pam Sedwick (Mi St) 2:11.07; ... dq-Regina Dramiga' (NM) (2:07.16).

CONSOLATION: 1. **Ovrill Brown (Fl St) 2:07.96; 2. ***Lee Ann Van Landingham (LSU) 2:09.25; 3. *Sheila Montgomery (In) 2:09.87; 4. *Terry Pioli (Penn St) 2:12.64; 5. Esther Scherzinger (SLO) 2:14.85; ... dnf-Debbie Bottomley (UCI).

HEATS (6/2): 1-1. Walton 2:02.90 (60.1/62.8); 2. Dramiga' 2:04.78; 3. R. Clark' 2:05.56; 4. Sedwick 2:06.27; 5. *Sandra Gregg (Wa) 2:08.98; 6. ***Kim Kelly (Va) 2:09.17; 7. Maureen Houghton' (Ok) 2:11.33.

11-1. Warren 2:05.26 (60.9/64.4); 2. Joyce' 2:06.31; 3. Scherzinger 2:08.44; 4. *Barbara Ennis (In) 2:09.24; 5. **Margaret Coomber' (Fl St) 2:09.65; 6. **Margaret Metcalf (NM) 2:10.08.

111-1. Jacobs 2:07.05; 2. Pioli 2:07.86; 3. Van Landingham 2:07.88 4. *Marie Simonsson' (Drake) 2:08.90; 5. *Tami Essington (Nb) 2:09.44; 6. *Susan Gregg (Wa) 2:09.54; 7. ***Aisling Molloy' (BYU) 2:10.95.

1V-1. J. Clark 2:08.12; 2. Brown 2:08.44; 3. Montgomery 2:08.75 4. Bottomley 2:08.79; 5. Rochelle Collins (UTEP) 2:09.55; 6. *Colleen Richardson (Wa) 2:09.70; 7. *Linda Nicholson (Va) 2:11.53.

1500 METERS SDSU

Monica Joyce did her best to reverse last year's AIAW finish, when she lost to Leann Warren, but it wasn't to be.

Leading because no one else wanted to, Oregon's Warren (69.7, 2:23.2) was in front of a tight pack for the first 1000m. Then San Diego State's Joyce shot into the lead, and with a lap left had built up 4m on Warren, with the rest of the field indicating they knew it was a two-woman matchup.

Her lead was 7m with 300 to go, but Warren smoothly cut it down the backstretch, gained a little on the curve and pulled even after they entered the stretch.

Joyce fought hard, not relinquishing the lead until only 50m were left, but lost narrowly, 4:18.13 to 4:17.90.

Asked if an NCAA title meant more than one of the AIAW variety, Warren commented, "It's just letters to me. It's the same people I have to run against." /Bert Nelson/

FINAL (6/4): 1. *Leann Warren (Or) 4:17.90 (69.7, 73.5 [2:23.2], 67.5 [3:30.7], 47.2-63.2); 2. *Monica Joyce' (S Di) 4:18.13 (69.9, 73.7 [2:23.6], 66.6 [3:30.2], 48.0-64.0); 3. *Jill Haworth (Va) 4:21.07 (65.8); 4. *Michele Bush (UCLA) 4:21.65; 5. *Linda Goen (UCLA) 4:21.92; 6. **Sue Girard (NC St) 4:22.33; 7. **Margaret Coomber' (Fl St) 4:23.19; 8. Eileen Kraemer (SLO) 4:23.59; 9. ***Lesley Welch (Va) 4:24.49; 10. Nancy Scardina (NH) 4:25.62; 11. ***Claudette Groenendaal (Or) 4:26.03; 12. **PattiSue Plumer

(Stan) 4:26.04; 13. *Linda Portasik (Tn) 4:32.89; 14. **Amy Harper (SLO) 4:33.14.

HEATS (6/2): 1-1. Warren 4:23.09; 2. Welch 4:23.35; 3. Bush 4:25.12; 4. Kraemer 4:25.34; 5. Plumer 4:25.52.

11-1. Joyce' 4:22.30; 2. Goen 4:24.13; 3. Haworth 4:24.25; 4. Portasik 4:26.10; 5. Girard 4:26.40; 6. Harper 4:27.85; 7. Scardina 4:28.09; 8. Groenendaal 4:29.56.

3000 METERS

For two-thirds of the 3000, little happened, as seven runners stayed in a close pack. Then, on the antepenultimate backstretch, former CR holder Regina Joyce moved to the front and began to pick up the pace.

But with 2 laps to go, the favorite tangled feet with Stanford frosh Ceci Hopp and stumbled. Hopp seized the moment, taking off with a spurt that opened a big gap on the surprised field.

The move was nearly too much too soon for the 19-year-old Hopp, as she tied up badly near the end of the final stretch. As she staggered home—her last lap took 80.0—teammate PattiSue Plumer was making a mad dash from far back. The finish line came too soon for Plumer, however, as Hopp hung on for a 9:28.92 victory.

"I hoped no one would come at me at the end," said the winner. "I was really struggling." /Bob Hersh/

RESULTS (6/4): 1. ***Ceci Hopp (Stan) 9:28.92 (3:12.7, 3:05.3 [6:18.0], 3:11.0-80.0); 2. **PattiSue Plumer (Stan) 9:29.49; 3. ***Rosa Gutierrez (Or) 9:30.92; 4. *Ann Pewe (Mi St) 9:33.44; 5. ***Stephanie Weikert (Clem) 9:33.93; 6. ***Lisa Welch (Va) 9:39.63;

7. *Liz Hjalmarsson' (Drake) 9:45.75; 8. ***Andrea Fischer (Mo) 9:46.52; 9. **Regina Joyce' (Wa) 9:54.18; 10. ***Paula Renzi (Penn St) 9:58.63; 11. **Bernadette Madigan' (Ky) 9:59.91; 12. Joy Hansen (Az) 10:08.10; 13. *Sabrina Peters (Az St) 10:15.28; 14. Cindy Sturm (Westfield) 10:16.91; 15. **Marisa Schmitt (Va) 10:23.58 (no heats).



David Benyak photos

A pair of 1-2 finishes: Clark and Walton (306) for Tennessee in the 800; Plumer (173) and Hopp for Stanford in the 3000.



COLLEGIATE DUALS

Tightened budgets are wreaking havoc with the dual meet programs at many schools, but such clashes are still producing oodles of fine marks in the West, where such competitions are most popular:

RITCHIE STARTS SLOWLY

Tucson, February 27—Most collegians would give their eye-teeth to come up with throws such as 52-11½ and 191-9, but for double Collegiate Record holder Meg Ritchie, they're a mere shadow of what she can do.

Arizona women 82-Stanford 52: 100, DuPuch (A) 11.95, 200, Waitthera' (A) 23.96, 400, Waitthera' 54.93, 800, Plumer (S) 2:07.59; 2. Hopp (S) 2:11.68, 1500, Plumer 4:26.37; 2. Hopp 4:26.57, 5000, Oehm (A) 16:45.68, 100H, Lim (A) 14.29, 400H, Marks (A) 61.15; 2. Demorest (S) 61.29. 4 x 100, Arizona 45.68. 4 x 400, Stanford 3:55.1.

HJ, Gale' (A) 6-2¼ (6, x a-t C). LJ, Donald (S) 19-3¼. SP, Ritchie' (A) 52-11½; 2. Cady (S) 49-5½. DT, Ritchie' 191-9; 2. Cady 164-2. JT, Mayhew (A) 167-1; 2. Hart (A) 158-0.

ELLARD HAS BAD HANDS

Fresno, March 6—Fresno State junior Henry Ellard had reason to be happy with his PR 54-10 in the triple against Stanford and Northridge. Still, but for an errant hand which scraped the pit behind his feet, the measurement would have been 55-8, propelling him into the upper echelons of national class.

Fresno State 93-Stanford 78-Cal State Northridge 32: 800, Schaer (S) 1:50.52, 1500, Pettingill (S) 3:45.56, St. Berry (S) 9:02.46. 4 x 100, Fresno State 40.85.

HJ, McNamara (FS) 6-10. LJ, Ellard (FS) 23-6¾. TJ, Ellard 54-10 (feet at 55-8). Wt, Mileham' (FS) 69-9; 2. Thomson (STC) 63-1¼; 3. Pickering' (S) 62.3¾. HT, Mileham' 220-6; 2. Pickering' 207-9.

Women (S 85-CSN 34-Fresno TC 28): 1500, Plumer (S) 4:23.56, 3000, Hopp (S) 9:27.36; 2. Schnurpfeil (S) 9:34.87, 5000, Lyons (S) 16:33.4; 2. Locke (S) 16:36.6, SP, Cady (S) 48-¾. DT, Cady 170-6.

BRUINS EASILY

Los Angeles, March 6—UCLA always gets its dual meet machine running early, and in its second trial of the year had no trouble in downing Pac-10 rival Arizona and San Jose State.

UCLA 89-Arizona 62-San Jose State 41: 100(0.1), Brown (UCLA) 10.46; 2. Threatt (A) 10.59; 3. Okodogbe' (A) 10.60, 200(0.0), Threatt 21.0, 400, Barksdale (A) 46.38; 2. Banks (UCLA) 46.93, St. Daniels (UCLA) 8:48.32; 2. Hess (A) 8:54.18, 5000, Janicki (A) 13:54.3; 2. Butler (UCLA) 13:55.7, 110H(0.8), Allen (UCLA) 13.95, 400H, Holloway(SJ) 50.75 (AL, CL), 4 x 100, UCLA 39.93 (White, Coburn, Banks, Brown); 2. Arizona 39.95 (Threatt, Barksdale, Miller, Okodogbe'). 4 x 440, Arizona 3:10.75 (Ezeigbo' 46.2); 2. UCLA 3:11.56 (Banks 45.6).

HJ, Frazier (A) 7-2¼; 2. Davis (UCLA) 7-0. PV, Bohni' (SJ) 18-0; 2. Curran (UCLA) 17-0. LJ, Benson (UCLA) 24-8¾. TJ, Benson 53-2¼, SP, Brenner (UCLA) 61-3. DT, Brenner 178-10, HT, Nickerson (UCLA) 194-11, JT, Bender (UCLA) 239-6.

UCLA WOMEN READY

Los Angeles, March 6—UCLA's women are obviously ready to defend their national dual meet title, as they proved in a non-scoring dual with Cal State Bakersfield.

UCLA women-Cal State Bakersfield: 100, Nedd (UCLA) 11.73, 200, Nedd 24.03, 400, Cumbess (UCLA) 54.80, 1500, Goen (UCLA) 4:25.02; 2. Ralston (WAC) 4:29.00, 4 x 100, UCLA 45.11.

HJ, Blunston (CSB) 5-9. LJ, Lovelady (CSB) 19-4¾. SP, Hamilton (CSB) 49-4¾; 2. Corley (CSB) 48-11. JT, Nelson (UCLA) 164-6; 2. Ray (UCLA) 161-2.

HENLEY LEADS FAST 200

Tempe, March 13—Arizona State 400 standout Howard Henley dropped down to the shorter dashes for this non-scoring dual and came up with a pair of wins, highlighted by a PR 20.58, fastest

time in the world this year.

Arizona State-Northern Arizona: 100(0.2), Henley (AS) 10.46; 2. Robinson (AS) 10.47; 3. Haywood (AS) 10.54, 200 (0.7), Henley 20.58 (WL); 2. Brown (AS) 20.92; 3. Robinson 20.94; 4. Haywood 21.11, 400, Evans (AW) 47.20, 4 x 100, Arizona State 40.05 (Robinson, Henley, Haywood, Brown); 2. Arizona State Alumni 40.21, SP, Williky (AS) 60-2¾. DT, Williky 187-7.

NICE SMITH TRIPLE

Irvine, California, March 13—Junior Lori Smith took care of the fast races as her San Diego State team mangled Irvine. Smith won both dashes (11.6, 24.0) and the hurdles (13.9).

San Diego State women 102-UC Irvine 25: 100, Smith (SD) 11.6, 200, Smith 24.0, 400, Bottomley (SD) 56.0, 800, Hemond (SD) 2:12.1, 1500, Ernstrom' (SD) 4:30.8, 3000, Kanuka' (SD) 9:13.3, 100H, Smith 13.9, 4 x 100, San Diego State 47.3.

LJ, Kelley (UCI) 20-1¼. SP, Kennedy (SD) 44-10. DT, DeSnoo (SD) 157-4, JT, Dobb (SD) 148-3.

A DOUBLE FOR NEDD

Los Angeles, March 13—UCLA's powerful women displayed fine form in another non-scoring dual, with frosh La Shon Nedd indicating that she will be a force with which to reckon.

UCLA women—Cal Poly/Pomona: 100(0.3), Nedd (UCLA) 11.89; 2. Bell (P) 12.29, 200(1.1), Nedd 23.8, 1500, Goen (UCLA) 4:26.5; 2. Ralston (WAC) 4:31.5, 100H(0.0), Watkins (CA) 14.09, 4 x 100, dq—UCLA 45.5, 4 x 440, UCLA 3:51.3.

HJ, Alston (WAC) 5-11; 2. Gossweiler (UCLA) 5-9. LJ, Bell 20-9, SP, Ray (UCLA) 45-10¼. DT, Toman (UCLA) 151-9, JT, Nelson (UCLA) 164-2; 2. Ray 162-2.

SHOT PR FOR PAGEL

Los Angeles, March 13—She isn't up to husband Kent's PR of 62-9¾ yet, but Ramona Pagel added 13" to her PR with a 53-3 put against USC, moving her to No. 9 on the all-time U.S. list (No. 7 collegian).

USC women 77-Cal State Long Beach 13: LJ, Crabtree (USC) 19-4¼. SP, Pagel (CSLB) 53-3 (9, x a-t US; 7, x a-t C); 2. McElroy (CSLB) 46-6, DT, Pagel 148-11.

SAN DIEGO STATE ROLLS

San Diego, March 20—Coach Fred LaPlante has built quite a women's team at San Diego State. Today his squad rolled over UNLV and USC.

San Diego State women - UNLV - USC (SD 98-USC 29; SD 102-LV 25; USC 76-LV 44): 100(2.2), Thompson (LV) 11.4; 2. Smith (SD) 11.5; 3. Polk (LV) 11.9, 200 (0.5), Smith 24.2; 2. Thompson 24.3, 800, M. Joyce' (SD) 2:08.9, 1500, Ernstrom' (SD) 4:28.6, 100H(1.7), Bourn (SD) 14.0, 400H, Lindemuth (SD) 62.5.

HJ, Stafford (SD) 5-9. LJ, Crabtree (USC) 19-1¼; 2. McLaughlin (SD) 19-1¼. SP, Kennedy (SD) 44-9. DT, DeSnoo (SD) 156-5, JT, Dobb (SD) 148-11.

VAULTERS PACE LSU

Mississippi State, Mississippi, March 20—LSU had little trouble taking care of Mississippi State and Arkansas State, with its fiberglass men taking a 1-2-3 as all cleared 16-2.

LSU 74-Mississippi State 65-Arkansas State 40: 100 (1.4), L. Thomas (MS) 10.41; 2. Bishop (LSU) 10.42; 3. J. Thomas (MS) 10.42, 400, Jones (MS) 46.54; 2. Moore (MS) 46.83, 400H, Duhon (LSU) 52.56, 4 x 100, Mississippi State 40.88, 4 x 400, Mississippi State 3:10.89.

HJ, Weaver (LSU) 7-0. PV, Shellnut (LSU) 16-2; 2. Duplantis (LSU) 16-2; 3. Rose (LSU) 16-2. LJ, Lloyd (LSU) 24-2, TJ, Lloyd 47-9, SP, Maciejczyk (LSU) 60-1¼.

SOUTHWESTERN LOUISIANA WINS

Lafayette, Louisiana, March 20—Southwestern Louisiana played rude host to a trio of visitors, slipping by Southern Illinois and whapping Rice and Tulane.

Southwestern Louisiana 78-Southern Illinois 75-Rice 41-Tulane 2: 100, Stinson (R) 10.64, 800, Guy (R) 1:49.7, 1500, Schulz (SI) 3:46.41; 2. Melendez' (R)



Olson is closing in on 200 feet.

3:47.61, St. Wilkinson' (SL) 8:54.11, 400H, Lawson (SL) 51.58; 2. Nwosu' (SI) 51.60, 4 x 100, Rice 40.2; 2. Southern Illinois 40.4, 4 x 440, Rice 3:12.50; ... dq—Southern Illinois.

HJ, Wray' (SI) 7-0. PV, Brattlof (R) 16-9; 2. Geiger (SI) 16-9, LJ, McClure (SL) 24-1, DT, Lee (SL) 170-9.

LONG JAVELIN TOSS BY OLSON

Houston, March 20—Dana Olson ranked No. 6 in the country in the javelin last year. She could do better in 1982. That notice was served against North Texas State, as the Houston junior upped her PR from 184-3 (179-8 last year) to 195-0 to move to No. 7 on the all-time U.S. list.

Carol Lewis and Donna Thomas clashed 3 times, with Lewis winning all the battles with 13.98w, 5-8 and 20-10w performances.

Houston women 89-North Texas State 31: 100(w), Washington (H) 11.6; 2. McDonald (NT) 11.8, 200(w), Washington 23.78, 400, Sutton (H) 57.27, 800, Dohanich (NT) 2:15.30, 1500, Hagenlocher (H) 4:36.59, 3000, Hagenlocher 9:47.4, 100H(w), Lewis (H) 13.98; ... 4. Thomas (NT) 15.33, 400H, Clary (H) 61.54, 4 x 100, Houston 45.3 (Lavallias, Washington, Jefferson, Glover), 4 x 400, Houston 4:06.61.

HJ, Lewis 5-8; 2. Thomas 5-8, LJ(w), Lewis 20-10; 2. Thomas 20-6¾; 3. Allen (H) 20-5¼. SP, Ferry (H) 47-6¾. DT, Olson (H) 159-8; 2. Ferry 146-8, JT, Olson 195-0 (7, x a-t US; 4, x a-t C).

TENNESSEE TAKES ARIZONA STATE

Tempe, March 20—In a meet which will have strong significance when it comes time to figure out the yearly dual meet rankings, Tennessee slipped by host Arizona State, 82-72.

One of the keys came late in the meet, when the Vols pulled a 1-2 on ASU's vaunted sprint corps in the 200. Mike Miller equalled the world lead with his PR 20.58.

Arizona State got an exceptional jump triple from soph Deon Mayfield, who hit 7-0, 25-2½ (one of three Sun Devils past 25) and a PR 54-2¼.

Tennessee 82-Arizona State 72: 100(0.4), Brown (AS) 10.20 (CL); 2. Miller (T) 10.25; 3. L. King (AS) 10.33; 4. Robinson (AS) 10.45, 200(0.0), Miller 20.58 (=WL); 2. Gault (T) 20.68; 3. Brown 20.74; 4. King 20.81; 5. Henley (AS) 20.89, 400, Henley 46.26; 2. Jones (AS) 46.37; 3. Tubbs (AS)

MT SAC RELAYS

SDSU-Women

A Plethora Of World Leaders

Walnut, California, April 23-25 /from George Grenier & Jed Brickner/—The cream rose to the top in the 24th running of the Mt. San Antonio College Relays and, in this case, the Mt. SAC cup overflowed with no less than 12 World-Leading efforts.

For the second time in as many weekends, Carl Lewis sped the fastest 100 of the year, this one clocking 10.09. He had run 10.13 a week earlier in the Jenner meet.

But for some 70m, it looked like the top-ranked sprinter of 1981 might be the victim of a gigantic upset. Pasadena CC frosh Jerome Harrison, the fastest prep sprinter last year (10.31) at Jeffersonville, Indiana, rocketed out of the blocks and held an estimated 1m lead.

Suddenly, Harrison pulled up with a hamstring cramp in his right thigh and Lewis was safe. "He was either going to set a World Record in front of me, or peter out," said Lewis.

Commented Harrison, "I felt confident I was going to win; I had just started to accelerate when I cramped."

In the 400, two-time NCAA champ Bert Cameron blazed 44.72, well ahead of Michael Paul (45.62) and Houston frosh Anthony Ketchum (45.75).

In the 110 hurdles, Sam Turner timed his lean perfectly at the line to dip in ahead of Greg Foster, both clocking 13.31. Turner's PR makes him the 4th-fastest American ever. Foster protested, asserting that his blocks had slipped, but his overtures were denied. He withdrew from the 200, which saw '81 TAC champ Jeff

Phillips dash a 20.31 to turn back the 20.59 of Cliff Wiley.

David Lee led the 400 hurdles to the final barrier, but crashed that hurdle. Andre Phillips appeared to let up, either to avoid a sprawling Lee or figuring he had the race wrapped up, only to have Tony Rambo storm past on the outside for a PR 48.90 clocking. Rambo's best last year was 50.05 and he ran 49.83 at Dogwood two weeks ago.


The USC Alumni hurdlers relayed a World Record 54.20, Tonie Campbell anchoring in 13.2.

Larry Myricks matched his own outdoor long jump leader of 27-6, although Carl Lewis has spanned 28-1 indoors. A terrifically competitive 10,000 saw NCAA Indoor 3M champ Gabriel Kamau produce an unexpected 27:36.2, while Mark Nenow stunned with 27:36.7 to become the 3rd-fastest American ever. His previous low was 28:32.7 run in 1980. The first 5 finishers set PRs. Adrian Royle outsprinted Suleiman Nyambui by 0.4 for a 13:26.4 5000 victory. And Dan Ripley prevailed over a good vault field with an outdoor PR 18-4¾.

The women took no backseat in the honors department. Chief among them was little Oklahoma soph Kellie Cathey, who covered 10,000m in 32:22.5, the fastest time ever by an American woman by 30 seconds.

Mary Shea's 32:52.5 will remain as the American Record, however, as Cathey's time came in a race in which men also competed, which is against record-recognition

Turner (l) improved his World Lead and beat Foster with a PR 13.31.



The Bible of the Sport

rules. (See p. 28 for more on Cathey.)

Florence Griffith and La Shon Nedd were part of three World Leaders, two as members of Wilt's AC sprint teams which clocked 43.84 and 1:33.75, and finally on their UCLA 4 x 400 squad which timed 3:32.82.

The discus produced plenty of fireworks as '81 AIAW champ Ria Stalman went crazy. Her third throw taped 211-9, a Dutch Record bettering her 211-0 from the Sun Angel meet. She saved the best for last as she whipped 218-5 on her final throw.

Leslie Deniz followed Stalman's example, producing three American-Leading throws, the longest measuring just 3" short of 200 feet.

UCLA's Jackie Joyner got some illegal wind help in the 200 en route to her 5933 heptathlon total, another year leader which confirms her as the No. 2-scoring American in history.

(4/24—steeple, 5000, 10,000, DisMed):
100(1.3), Lewis (SMTC) 10.09 (WL, AL); 2. Egbunike (Azusa) 10.35; 3. Wiley (DCI) 10.40; 4. Gance (AW) 10.44; 5. Brown (UCLA) 10.49; 6. Thomas (SJ St) 10.63; 7. Harrison (Pas CC) 11.12.

200(2.0), Phillips (AW) 20.31; 2. Wiley 20.59; 3. Egbunike* 20.65; 4. Edwards (Macc) 20.73; 5. Carey (UCI) 20.99; 6. Holmes (CSLA) 21.01; 7. Brown 21.04; 8. Green (SCA) 21.33.

400, Cameron* (UTEP) 44.72 (WL, CL); 2. Paul* (PPC) 45.62; 3. Ketchum (Hous) 45.75; 4. Banks (UCLA) 46.08; 5. Hassan* (Or St) 46.34; 6. Turner (Pas CC) 46.61.

800, Koskei* (unat) 1:45.26; 2. Boit* (SCS) 1:46.16; 3. Ngetich* (W Bap) 1:46.16 (CL); 4. Mays (AA) 1:46.48 (AL); 5. Cruz* (unat) 1:46.95; 6. Chapman (Mt SAC) 1:47.34; 7. White (ICAC) 1:47.83; 8. Harbour (SMTC) 1:48.87; 9. Handelsman* (USC) 1:49.07.

1500, Fricker (Or St) 3:38.94 (CL); 2. P. Koehch* (Wa St) 3:40.76; 3. Aragon (AA) 3:41.19; 4. Fabris (ARC) 3:41.75; 5. Cornell (Sub 4) 3:41.77; 6. Clifford (Nike) 3:43.10; 7. Castro (Nn Az) 3:43.26; 8. Roberts (UCLA) 3:43.71.

St. Hagelbrand* (IUTC) 8:40.0; 2. Ngatia* (UTEP) 8:41.3; 3. Staynings* (Sub 4) 8:43.6; 4. Tuwei* (Wa St) 8:44.7; 5. Koroso* (Macc) 8:46.6; 6. Drake (AIA) 8:48.3; 7. Clary (AW) 8:54.4.

5000, Royle* (Moosehead) 13:26.4 (2:46.6, 2:42.8 [5:29.4], 2:40.7 [8:10.1], 2:42.7 [10:52.8], 2:33.6—55.6); 2. Nyambui* (UTEP) 13:26.8; 3. Koehch* 13:28.3; 4. Cummings (NBTC) 13:29.6; 5. Lacy (NBTC) 13:36.9; 6. Juma* (NM) 13:41.7;

7. Janicki (Az) 13:44.2; 8. Aldridge (AW) 13:48.4; 9. Garcia* (Wa St) 13:49.6; 10. Arriola (Sub 4) 13:52.0; 11. Macdonald (AW) 13:52.8; 12. Huff (ARC) 13:53.6.

10,000, Kamau* (UTEP) 27:36.2 (3, 3 a-t C); 2. Nenow (VAC) 27:36.7 (3, 3 a-t US); 3. Shahanga* (UTEP-Tan) 27:38.1 NR (4, 6 a-t C); 4. Barie* (UTEP) 27:38.6 (5, 7 a-t C); 5. Hunt (AW) 27:59.1 (8, x a-t US);

6. Pfeiffer (TI) 28:19.1; 7. Ortiz (UCLA) 28:21.3; 8. D. Tibaduiza* (Sub 4) 28:47.2; 9. Butler (UCLA) 28:47.7; 10. Munoz (ARC) 28:52.5; 11. Harvey (Conv) 28:56.6; 12. Hernandez (Sn Ut) 28:57.0; 13. Gerhardt (UCI) 28:57.5; 14. May* (Nv) 29:00.2; 15. Webb (UCLA) 29:03.5; 16. Rose (UCLA) 29:07.5; 17. Gruber (ARC) 29:08.4; 18. Rutiginga* (UTEP) 29:11.1; 19. Bautista (Sub 4) 29:20.2; 20. Raunig (Mt) 29:37.2.

110H(1.7), Turner (SSTC) 13.31 (6, x a-t W; 4, x a-t US) (WL, AL); 2. G. Foster (WAC) 13.31 (=WL, =AL); 3. Stewart (USC) 13.46 (CL); 4. Campbell (SCA) 13.48; 5. Moracho* (Wa St) 13.73; 6. Parker (ACU) 13.73; 7. Clark (Hous) 13.87; 8. Allen (UCLA) 13.96.

400H, Rambo (AA) 48.90 (WL, AL); 2. Phillips (WAC) 49.55; 3. King (Macc) 50.01; 4. Wycoff (UCLA) 51.54; 5. Niederhaus (Macc) 51.70; ... dnt—Lee (AA).

5000W, O'Connor (SSTC) 21:40.6; 2. Walker (SC) 21:54.4; 3. Bouldin (BSW) 23:55.7.

4 x 100, Philadelphia Pioneers 39.08 (Levarity*, Riddick, F. Taylor, Collins); 2. Houston 39.15 (Young, McNeil, Ketchum, Floyd); 3. SC Alumni 39.45 (M. Sanford, Mullins, Quarrie*, Gilkes*); 4. Athletics West 40.00 (Coleman, Grimes, Gance, Phillips); 5. Stars & Stripes TC 40.29.

4 x 200, Philadelphia Pioneers 1:22.03 (Riddick, Collins, Levarity*, F. Taylor); 2. SC Alumni 1:22.12; 3. Maccabi 1:24.51.

4 x 400, Philadelphia Pioneers 3:05.15 (Darden 46.6, R. Taylor 46.2, Moore 45.8, Paul* 46.6); 2. Mt. SAC 3:07.00; 3. Inner City AC 3:07.23; 4. Maccabi 3:07.43.

DisMed, Santa Monica TC 9:32.4 (Masterson, Taliafer-

Don Chavez

