

MEET SPOTLIGHT

By Doug Speck

Mt. SAC Relays

HIGH SCHOOL SECTION

Friday, April 16 & Saturday, April 17

Some fine action graced the Mt. SAC facility during two days of prep action. Fine High Jumping by Jeremy Fischer and Tina Bowman, Long Jumping by Edward Turner, great Women's action involving the fine teams from Long Beach Poly and Morningside (Inglewood), and fine distance efforts by Christie Engesser and Maribella Aparicio stood out. Middle distance rivals Vondre Armour and Michael Granville did not meet, but had fine results, with the fine Merced High Men sprint group standing out during the two days.

Camarillo's Jeremy Fischer has put together a great spring, with a great Friday afternoon of high jumping that put him in the #7 position all-time among California preps with a big 7-2 effort. The bouncy eleventh grader looks ready to challenge the 7-3 junior state record by Maurice Crumby (Balboa, San Francisco) from 1982. Tina Bowman (Newport Harbor, Newport Beach) would face 5-11 jumper Danielle Boswell (Bullard, Fresno) among others, with the Volleyball star equalling the 5-8 clearance of Boswell, then surprising with a 5-9 1/4 clearance in a jump-off to win the event.

Long Beach Poly and Morningside athletes were all over the place, with the two schools continuing their great rivalry on the Women's side in the relays. Poly's Andrea Anderson (200m 24.36w), Latasha Prothro (400m 56.96), and shocking Nicole Thomas (43.86 300mLH) were individual winners, with Poly (45.94 400m) taking the short relay show-down, with Morningside returning to hold off Anderson's 54.1 anchor in winning the 4x400 (3:44.97-3:45.92). Poly added a very impressive 9:26.1 4x800 relay triumph over Amador Valley (Pleasanton) 9:27.4. Edward Turner took the LJ for Morningside with a 24-1 3/4 effort, with Xavier Howell (Poly) the TJ at 47-5 1/4.

Christie Engesser (Ocean View, Huntington Beach) was the first American finisher in


the 1500m at 4:40.33, with the University of Oregon bound senior, then charging a big final 200m on the way to a 2:13.2 800m win. Maribella Aparicio (Fillmore) raced her finest effort of her twelfth grade year with a 9:48.86 3000m run.

Fallbrook raced their annual fast Women's Distance Medley effort here, with Melanie Hand 3:40.2 (1200), Terra Hawkins 61.2 (400m), Stacy Kerr 2:22.5 (800m) and Milena Glusac 4:57.4 (1600m) recording an excellent 12:01.31 (#14 prep team ever). On the Men's side, Eric Dunn (Arroyo Grande) raced 3:58.28 in the 1500m.

Middle distance rivals, Vondre Armour (Bakersfield) and Michael Granville, the amazing frosh from Bell Gardens, were stars. Armour anchored his school's 7:55.0 4x800m relay team with a 1:54.3 anchor, returned for the Sprint Medley, adding a 1:55.4 to the winning Driller 3:32.74, then finished Saturday's action off with a big 47.5 anchor on the winning 3:18.25 4x400 team. Granville raced the state's #2 frosh 400m ever with a 48.40 Invitational win (with Armour interestingly having run 48.38 two years ago to set the state frosh standard).

With Merced's Brian Wilkinson still out with injury, the school still has plenty of stars. In 4x200 action Lindsay McDonald raced 21.1 against the wind down the backstretch on leg number two, with Anthony Volsan taking the baton a meter down on Inglewood's Brandon Crockett. Crockett did not give an inch, racing 20.7 for his winning 1:29.64 team, with Volsan charging 20.8. Volsan took Saturday's Prep Invite 100m at 10.62, with his Merced team racing 41.68 to win the special Invite 4x100 relay.

Amy Littlepage (Mt. Miguel, Spring Valley) had a fine horizontal jump double (19-1 1/2 LJ 39-3 1/2 TJ), with Crystal Brownlee (Westlake, Westlake Village) the other good Women's mark, a 44-8 3/4 SP. Brandon Vance (Los Gatos) won over a fine Pole Vault field at 15-9, with Tyson Lingenfelter (Upland) 59-9 1/2 (SP) and Chad Peare 179-2 (DT) trading weight wins.



JEREMY FISCHER

Photo by Bill Cockerham

RESULTS

Weather Friday: warm and breezy. Saturday: overcast and cool. Wind readings where available quoted below, other sprint events considered wind-aided where no gauge read. * = spot taken by foreign athlete from Mexico, Canada, or Australia. ALL EVENTS ON FRIDAY APRIL 17TH EXCEPT INVITATIONAL 100 AND INVITATIONAL 4X100M

Men:

100m (wind +27 meters per second) Anthony Volsan (Merced) 10.62, Bryan Howard (Canyon Springs, Moreno Valley soph) 10.69, Lindsey McDonald (Merced) 10.71, Kevin Devine (Nogales, La Puente) 10.85, Rodney Sermons (Bishop Amat, La Puente) 10.90, Michael Graham (Mater Dei, Santa Ana) 11.05, (R-1) (wind +47 mps) Jimmy Perry (Verbum Dei, L.A.) 11.19 (R-2) Jason Isaac (Los Gatos) 10.87, Brandon Crockett (Inglewood) 10.95, Lawrence Phillips (Baldwin Park) 10.96, Saki Middleton (Norwalk) 10.96, Marlon Farlow (Eisenhower, Rialto) 10.97, AJoe Criner (St. Bernard, Playa del Rey) 11.02.

200m (Invite) Bryan Howard (Canyon Springs, Moreno Valley) 21.56w, Kevin Devine (Nogales, La Puente) 21.75w, Lindsey McDonald (Merced) 21.76w, Demond Birks (Eisenhower, Rialto) 21.80w, Stoney Jordan (Indio) 21.86w, Damian Murphy (Poly, Long Beach) 22.38w (R-1) (wind-aided) Kory Jones (Fremont, L.A.) 21.82w, Jason Isaac (Los Gatos) 21.86w, Leon Hawes (Rancho Buena Vista, Vista) 22.01w, Saki Middleton (Norwalk) 22.14w, Jay Ramsey (Ventura) 22.44w.

400m (inv) Michael Granville (Bell Gardens) 48.40 (#2 California Frosh time ever) Derek Favorite (Centennial, Corona) 48.83, Nathan Woods (Duarte) 49.60, Steve Campbell (Alta Loma soph) 50.02, Ben Martinez (Belmont, L.A.) 50.68, (R-1) Jay Ramsey (Ventura) 50.26, Andre Harrison (Poly, Long Beach) 50.64, Lamar Davis (Ontario) 50.91.

800m Jose Roqueni (Mexico) 1:54.35, Scott Kolenic (Rancho Bernardo, San Diego) 1:56.45, Brock Tesson (Monte Vista, Danville) 1:56.47, Bill Neff (Royal, Simi Valley) 1:58.55, Andre Tutwiler (Jordan, Long Beach) 1:59.22.

1500m Luis Salinas (Mexico) 3:56.42, Eric Dunn (Arroyo Grande) 3:58.28, Jim Cera (Upland) 4:01.85, Bryson McRay (Camarillo) 4:03.00, Chadd Aldrich (Thousand Oaks) 4:03.30, Kevin Marsden (Thousand Oaks) 4:07.49.

3000m David Galindo (Mexico) 8:33.63, Jim Cera (Upland) 8:42.56, Ricardo Brewer (North, Bakersfield) 8:45.03, Ben

continued next page...

MEET SPOTLIGHT

Flamm (Huntington Beach) 8:46.39, Dave Braden (Amador Valley, Pleasanton) 8:49.07, Steve Monje (South Hills, West Covina) 9:00.17, Ramon Serratos (Daurte) 9:00.49, Roger Ciano (San Luis Obispo) 9:00.53, Eleazar Hernandez (Camarillo) 9:01.77, Nazario Romero (San Pasqual, Escondido) 9:04.94.

110m HH (Invite) (wind +.01 meters per second) Geremi Burleigh (Upland) 14.48, Jason Medearis (Hart, Newhall) 14.69, Brian Jones (Arroyo Grande) 14.70, Marquise Jones (Hawthorne) 14.72, Larry Parker (Bakersfield) 14.84, Edmon Coke (Bellarmine Prep, San Jose) 15.20, Byron Casey (American, Fremont) 15.37. (Seeded) (+1.01) (R-1) Lewis Johnson (Nogales, La Puente) 15.10, Lucas Haan (Upland) 15.19, Anthony Montgomery (St. Mary's, Berkeley) 15.29, David Moala (Hawthorne) 15.33. (R-2) (+.41) Ross Bomben (Liberty, Brentwood) 14.90, Tyrone Prince (Highland, Bakersfield) 15.18.

300m IH (R-1) Byron Casey (American, Fremont) 39.04, Andrew Werhane (Upland) 39.34, Edmon Coke (Bellarmine Prep, San Jose) 39.40, David Moala (Hawthorne) 40.36. (R-2) Byron Weller (Arroyo Grande) 39.37, Jimmy Watkins (Eisenhower, Rialto) 39.49, Marquise Jones (Hawthorne) 40.02.

4x100m (Inv) Merced 41.68, Canyon Springs (Moreno Valley) 42.23, Morningside (Inglewood) 42.34, Poly (Long Beach) 42.38. (R-1) Arroyo Grande 44.68. (R-2) Ganesha (Pomona) 44.42. (R-3) Verbum Dei (L.A.) 43.13. (R-4) East (Manteca) 43.60, Pius X (Downey) 43.87, Valencia (Placentia) 43.92. (R-5) Baldwin Park 43.89, Chino 43.76. (R-6) Inglewood 42.70, St. Mary's (Berkeley) 42.88, Fremont (L.A.) 42.90, Lynwood 43.06, West Covina 43.77, West (Bakersfield) 43.79.

4x200m (R-1) East Union (Manteca) 1:31.23. (R-2) Verbum Dei (L.A.) 1:30.34. (R-3) Apple Valley 1:33.64. (R-4) Pasadena 1:31.50. (R-5) St. Mary's (Berkeley) 1:29.56, Upland 1:30.28. (R-6) Inglewood (Crockett 20.7 anchor) 1:29.64, Dominguez (Compton) 1:29.81, Merced (Lindsey 21.1 2nd leg, Volsan 20.8 anchor) 1:29.92, Diamond Bar 1:30.61.

4x400m (Invite) Bakersfield (Armour 47.5 anchor) 3:18.25, Morningside (Inglewood) (Turner 47.3 2nd leg) 3:18.62, Alta Loma 3:21.54, St. Mary's (Berkeley) 3:21.70, Inglewood 3:24.75, Diamond Bar 3:24.78, Poly (Long Beach) 3:27.03. (R-1) Morningside (Inglewood) "B" 3:29.43, Dos Pueblos (Goleta) 3:30.90. (R-2) Rio Mesa (Oxnard) 3:27.94, Escondido 3:28.66, Claremont 3:30.27, Brea-Olinda, Brea 3:30.41. (R-3) San Pasqual (Escondido) 3:24.69, Rancho Buean Vista (Vista) 3:24.82, Notre Dame (Sherman Oaks) 3:28.05, Buena (Ventura) 3:28.56. (R-4) West Covina 3:29.78. (R-5) Del Mar (San Jose) 3:28.38, Bear Creek (Lodi) 3:28.99. (R-6) Duarte 3:28.46. (R-6) Madera 3:26.51, Saddleback (Santa Ana) 3:27.12, Belmont (L.A.) 3:27.97, Bellarmine Prep (San Jose) 3:29.07, Los Gatos 3:30.69. (R-7) Bullard (Fresno) 3:26.15, Arcadia 3:26.27, Nogales (La Puente) 3:26.84, Canyon Springs (Moreno Valley) 3:28.62, Arroyo Grande 3:30.06, Valencia (Placentia) 3:30.58. (R-8) East Union (Manteca) 3:25.28, Pomona 3:26.19, Rancho Bernardo (San Diego) 3:29.09, Sacred Heart Catholic (Atherton) 3:29.27, Dominguez (Compton) 3:29.72, Verbum Dei (L.A.) 3:29.84.

4x800m (Seeded) Claremont 8:09.76. (Invite) Bakersfield 7:55.0 (Armour 1:54.3) (#2 time nation), St. Mary's (Berkeley) 8:04.8, Amador Valley (Pleasanton) 8:06.0, Bellarmine Prep (San Jose) 8:06.1, Belmont (L.A.) 8:08.1, Monte Vista (Danville) 8:09.0.

4x1600m Hart (Newhall) (4:26.0-4:26.5-4:23.1-de la Cerda 4:18.7) 17:33.72, Arroyo Grande 17:54.01, Huntington Beach 18:07.83, La Habra 18:10.60, Thousand Oaks 18:12.00, Amador Valley (Pleasanton) 18:14.88, Katella (Anaheim) 18:19.48, Millikan (Long Beach) 18:20.63, Santa Teresa (San Jose) 18:21.44, Belmont (L.A.) 18:26.59, North (Bakersfield) 18:29.28, Los Gatos 18:30.48, Glendale 18:32.41, Canyon (CC) 18:38.32, Villa Park 18:38.85, Covina 18:39.77, Bellarmine Prep (San Jose) 18:44.28, Bell Gardens 18:45.23, Diamond Bar 18:45.49, Dos Pueblos (Goleta) 18:49.24, Fillmore 18:51.76.

Sprint Medley Relay (Invite) Bakersfield 3:32.74 (Armour 1:55.4), St. Mary's (Berkeley) 3:33.63, Upland 3:39.87. (R-1) East (Manteca) 3:36.66, Bullard (Fresno) 3:38.71, Pomona 3:38.93. (R-2) Jordan (Long Beach) 3:37.21.

Distance Medley Relay San Pasqual (Escondido) 10:27.50 (N. Romero 4:21.5), Canyon (CC) 10:31.44, Bishop Amat (La Puente) 10:31.74, Amador Valley (Pleasanton) 10:32.99, San Marino 10:43.43, Monte Vista (Danville) 10:47.37. (Seed) Madera 10:34.35, Morro Bay 10:40.29, hesperia 10:43.64.

Shuttle Hurdle (39*) (Invite) Muir (Pasadena) 59.85, Upland 1:01.00, Arroyo Grande 1:03.81. (R-1) Thousand Oaks 1:08.21, Serra (San Diego) 1:10.32. (R-2) Hart (Newhall) 1:05.32, San Pasqual (Escondido) 1:05.75, Rio Mesa (Oxnard) 1:08.33. (R-3) Covina 1:07.39, Loyola (L.A.) 1:07.44, Rancho Bernardo (San Diego) 1:08.61. (R-4) Mountain View (El Monte) 1:05.60, Diamond Bar 1:05.99.

High Jump Jeremy Fischer (Camarillo) 7-2, Levelle Beloney (Del Mar, San Jose) 6-9, Jim Romero (L.A. Baptist, Sepulveda) 6-8, Ed McGee (Del Mar, San Jose) 6-7, Arthur Lloyd (Eisenhower, Rialto) 6-6, *, Zeidler (Bellarmine Prep, San Jose) 6-4. (Seeded) Jamaal Chase (Quartz Hill) 6-4, Troy Patterson (Los Altos, Hac Hts) 6-4, Lamonta Amos (Belmont, L.A.) 6-4.

Pole Vault (Invitational) Brandon Vance (Los Gatos) 15-9, David Fip (La Jolla) 15-5, Scott Slover (Leland, San Jose) 15-1, Jess Stern (Harvard-Westlake, No. Hollywood) 15-1, David Gehrke (Diamond Bar) 15-1, Mike Lanaro (Arroyo, El Monte) 14-7 1/4, Jason Hinkin (St. Francis, Mountain View) 14-7 1/4. (Seeded) Chris Buddin (Orange Glen, Escondido) 15-6, Tom Ryan (Bellarmine Prep, San Jose) 14-6, Ross Bomben (Liberty, Brentwood) 14-0, *, John Eckhardt (Hemet) 14-0, Kevin Kneafsey (Loyola, L.A.) 14-0, Rick Vermillion (Fillmore) 13-6 (Open #2) Stanley Carranza (Belmont, L.A.) 14-0, Brian Acevedo (Belmont, L.A.) 13-6, Eric Stanfield (Elsinore, Lake Elsin) 13-6, Danny Fress (Clovis) 13-6.

Long Jump Edward Turner (Morningside, Inglewood) 24-1 3/4, Chewy Reyes (Chino) 23-2 3/4, Leandrew Childs (Inglewood) 23-2, Ace Riggins (Valencia, Placentia) 22-7, Xavier Powell (Poly, Long Beach) 22-4 3/4, Jackie Frazier (Madera) 22-3 3/4, Phil Franklin (Valencia, Placentia) 22-0. (Seed) Luren Frazier (Pomona) 22-2, Clark (?) 22-0.

Triple Jump Xavier Powell (Poly, Long Beach) 47-5, Von Ware (Rancho Buena Vista, Vista) 46-10, Rah-Mv Brown (St. Mary's, Berkeley) 46-7 3/4, Lamont Adams (Nogales, La Puente) 46-0 3/4, Erik Stallings (Bellarmine Prep, San Jose) 45-0 3/4w (44-10 3/4 wind legal), Michael Turner (Morningside, Inglewood) 44-8 3/4. (Seeded) Tim Bias (Damien, La Verne) 43-8 3/4.

Shot Put Tyson Lingenfelter (Upland) 59-9 1/2, Chad Peare (Trabuco Hills, Mission Viejo) 58-0 1/2, *, Beau Ralphs (Newport Harbor, Newport Bch) 54-6 3/4, Travis McCullough (Esperanza, Anaheim) 54-5 1/4, Alan Duben (Oak Park) 52-7 3/4, J.D. Martin (Madera) 51-10 1/2, Chris Conrad (Brea-Olinda, Brea) 50-11 3/4, Wade Tift (Newport Harbor, Newport Bch) 50-11 1/4, Tim Vankouwenberg (Mountain View, El Monte) 50-4 1/4.

(Seeded) Jamie Jalving (Bakersfield) 51-8 1/4, Thomas Schmidt (Chino) 51-3 1/2, Ishan Warren (St. Mary's, Berkeley) 50-10 3/4.

Discus (Invit) Chad Peare (Trabuco Hills, Mission Viejo) 179-2, Tyson Lingenfelter (Upland) 173-3, Scott Bein (St. Francis, Mountain View) 169-5, Darrin Flynt (North, Bakersfield) 166-3, Chris Conrad (Brea-Olinda, Brea) 157-6, Travis Nutter (Amador Valley, Pleasanton) 155-7, Jeff Porras (Arroyo Grande) 155-5, Alan Duben (Oak Park) 153-6, Jeremy Staat (Bakersfield) 150-7.

Women:

100m (Inv) (wind +.89) Heather Sumpter (Muir, Pasadena) 12.21, Carletta Smith (Ontario) 12.41. (wind +0.05 meters per second) Shawna Jenkins (Del Mar, San Jose) 12.24, Jennifer Frank (Oak Park) 12.26. (R-2) (wind +1.08 meters per second) Ametra Washington (Torrance) 12.40, Jonquil David (Charter Oak, Covina) 12.58, Darlisa Good (Torrance) 12.64. (R-3) (+2.00) Trenise Eddings (Eisenhower, Rialto) 12.51, Roslyn Grant (Ganesha, Pomona) 12.56, Jonquil David (Charter Oak, Covina) 12.57, April Hinkson (Blair, Pasadena) 12.57.

200m (Invite) (wind-aided) Andrea Anderson (Poly, Long Beach) 24.36w, Shawna Jenkins (Del Mar, San Jose) 25.26w, Heather Miller (Westridge, Pasadena) 25.33w, Crystal Gordon (West, Bakersfield) 25.74w. (Seeded) (wind-aided) Carletta Smith (Ontario) 25.35w, *, April Hinkson (Blair, Pasadena) 26.32w.


400m (Invite) Latasha Prothro (Poly, Long Beach) 56.96, *, Porchia King (Hawthorne) 57.33, Heather Miller (Westridge, Pasadena) 58.13. (Seed) Melissa Gibbs (San Pasqual, Escondido) 58.00, Megan Brown (San Dimas) 58.67, Alie Kemp (San Diego, Encinitas) 59.24, Lawanna Rashad (Lynwood) 59.40.

800m Christie Engesser (Ocean View, Hunt Bch) 2:13.2, *, Michelle Muething (Amador Valley, Pleasanton) 2:15.8, Shalynn Carr (Bonita, La Verne) 2:16.3, *, Sharon Rhetta (Poly, Long Beach) 2:18.5, Peggy Hall (Trabuco Hills, Mission Viejo) 2:19.1, *, Kim Neelson (Canyon, Anaheim) 2:21.6, Mollie Flint (Corona del Mar, Newport Beach) 2:21.9.

1500m Angie Froese (Canada) 4:32.97, Christie Engesser (Ocean View, Huntington Beach) 4:40.33, *, Karen Bockel (Nordhoff, Ojai) 4:46.15, Cybelle McFadden (St. Francis, Sacramento) 4:47.47, Patricia Gibbs (Thousand Oaks) 4:47.47, Liza Alexander (Tustin) 4:47.47, *, Amy Van Atta (Buena, Ventura) 4:50.79, Tiffany Marr (Rio Mesa, Oxnard) 4:55.32, Domitilla Torrens (St. Francis, Mtn Vw) 4:56.66, Laura Monson (Claremont) 4:57.28, *, Malinalli Martinez (Bishop Amat, La Puente) 5:00.53, Yolanda Gomez (Belmont, L.A.) 5:03.75.

3000m Delores Valencia (Mexico) 9:46.37, *, Maribella Aparicio (Fillmore) 9:48.86, *, Domitilla Torrens (St. Francis, Mountain View) 10:30.98, Sherrie Donovan (Madera) 10:34.03, Gabriela Rodriguez (Oxnard) 10:35.86, Jamie Bascom (Elsinore, Lake Elsin) 10:38.61, Amber Parkinson (Orange Lutheran) 10:39.47, Michelle Cox (Escondido) 10:47.00.

100m HH (33*) (R-1) (+0.90 mps) Meshana Mays (Hawthorne) 15.35, Laura Saw (Rio Mesa, Oxnard) 15.56, Ch'a Mosley (Marshall, L.A.) 15.68, Alison Rhodes (South Hills, West Covina) 15.77, Syreeta Brown (Ontario) 15.81. (R-2) (+1.08 mps) Quevedo (Mexico) 14.85, Andrea Wasden (Rio Mesa, Oxnard) 15.14, Tonya Watkins (Walnut) 15.37, Stacy Surratt (Rancho Bernardo, San Diego) 15.80.



CHRIS BUDDIN
Photo by Bill Cockerham



MARIBELLA APARICIO
Photo by Kirby Lee

continued next page...

MEET SPOTLIGHT

300mLH (Invite) Nicole Thomas (Morningside, Inglewood) 43.86, Shania Edwards (Moreno Valley) 45.81, Kim Veeder (Los Gatos) 45.91, Allison Rhodes (South Hills, West Covina) 46.35, *, Allison Calderon (Eisenhower, Rialto) 48.67. (Seeded) Jennifer Knowles (Muir, Pasadena) 46.75, Stacy Hebert (Buena, Ventura) 47.55, Lisa Key (Lynwood) 47.77, Jacquie Jarvis (Centennial, Corona) 48.21.

4x100m (Inv) Poly (Long Beach) 45.94, Morningside (Inglewood) 47.35, Muir (Pasadena) 48.24, Lynwood 50.24. (R-1) Rancho Bernardo (San Diego) 51.26, (R-2) Norco 52.29, (R-3) Del Mar (San Jose) 50.31, Inglewood 50.35, Paramount 50.59, (R-4) Channel Islands (Oxnard) 50.17, San Dimas 50.96, Chino 50.99, San Pasqual (Escondido) 51.00. (R-5) Arcadia 50.30, Canyon Springs (Moreno Valley) 50.40, (R-6) Ganesha (Pomona) 50.61, (R-7) Rio Mesa (Oxnard) 49.75, Thousand Oaks 49.83, Dos Pueblos (Goleta) 50.16, Plus X (Downey) 50.92, Los Gatos 51.05, St. Francis (Mtn Vw) 51.07.

4x200m (R-1) Notre Dame (Sherman Oaks) 1:47.72. (R-2) Inglewood 1:56.60, Arcadia 1:46.70, (R-3) Torrance 1:45.43, Plus X (Downey) 1:46.34, (R-4) Muir 1:42.65, Pomona 1:44.75, Hawthorne 1:45.10, Rio Mesa (Oxnard) 1:45.84, Lynwood 1:46.33.

4x400m (Invitational) Morningside (Inglewood) (57.2-55.7-56.6- 55.0) 3:44.97, Poly (Long Beach) (56.7-58.9-56.1-Anderson 54.1) 3:45.92, Muir (Pasadena) 4:01.46, San Pasqual (Escondido) 4:01.61, Arcadia 4:01.86, Lynwood 4:08.48, (R-1) Trabuco Hills (Mission Viejo) 4:04.47, (R-2) Channel Islands (Oxnard) 4:05.15, Diamond Bar 4:07.45, (R-3) San Dimas 4:09.35, (R-4) Chino 4:03.53, Thousand Oaks (Marion Jones 53.7 2nd leg) 4:04.38, Notre Dame (Sherman Oaks) 4:04.48, (R-5) Amador Valley (Pleasanton) 4:02.62, Los Gatos 4:05.33, Pomona 4:06.12, Inglewood 4:07.05, St. Francis (Mountain View) 4:07.29.

4x800m Poly (Long Beach) 9:26.1, Amador Valley (Pleasanton) 9:27.4, Los Gatos 9:41.0, San Pasqual (Escondido) 9:41.2, Thousand Oaks 9:53.6, St. Francis (Mountain View)

10:02.2.

4x1600m Mexico 20:23.41, Aptos 21:20.62, Corona del Mar (Newport Beach) 21:36.15, Upland 21:47.89, El Modena (Orange) 21:55.74, Belmont (L.A.) 21:58.29, Amador Valley (Pleasanton) 22:08.55, San Luis Obispo 22:30.79, Arroyo (El Monte) 22:37.05, Saugus 22:47.78, Glendale 22:48.32, Canyon (CC) 22:51.40, Arroyo Grande 22:59.27.

800m Sprint Medley (R-1) Channel Islands (Oxnard) 1:51.93, (R-2) Marlborough (L.A.) 1:53.77.

Distance Medley Relay Fallbrook (Melanie Hand 3:40.2-Terra Hawkins 61.2-Stacy Kerr 2:22.5-Milena Glusac 4:57.4) 12:01.31, Aptos (Silva 5:16.7) 12:26.29, San Pasqual (Escondido) (Keim 5:12.4) 12:38.84, Corona 12:46.55, Rio Mesa (Oxnard) 12:53.96, Saugus 12:56.84, Rancho Bernardo (San Diego) 12:58.42.

Shuttle Hurdle (33") (R-1) San Dimas 1:12.67, (R-2) Chino 1:09.75, (R-3) Thousand Oaks 1:10.52, (R-3) Rio Mesa (Oxnard) 1:07.44, Rancho Bernardo (San Diego) 1:08.07, Los Gatos 1:09.02.

High Jump Tina Bowman (Newport Harbor, Newp Bch) 5-8 (cleared 5-9 1/4 in jump-off), Danielle Boswell (Bullard, Fresno) 5-8, Kim Blankenship (Torrance) 5-6, Misty May (Newport Harbor, Newport Beach) 5-4, Shavant Williams (Poly, Long Beach) 5-4, *, Mary Sauer (San Dimas) 5-4, Erin Duffey (St. Francis, Mountain View) 5-2, Heather Lewis (Quartz Hill) 5-2. (Seeded) Tina Faranday (Los Gatos) 5-5, Kathy Watson (Saugus) 5-4, Jaymie Ulrich (North, Bakersfield) 5-2, Lynette Anderson (El Modena, Orange) 5-2.

Long Jump (all jumps wind-legal) Amy Littlepage (Mt. Miguel, Spring Valley) 19-1 1/2, Ebonie Henderson (Bakersfield) 18-8 1/2, Keisha Doby (Lynwood) 18-5 3/4, Melinda Forest (Mt. Miguel, Spring Valley) 17-10, Michele Reid (Folsom) 17-7 3/4, Pam Simpson (Poly, Long Beach) 17-6 3/4, Allison Kemp (San Dieguito, Encinitas) 17-5 1/2, Chanelle Anderson (Poly, Long Beach) 17-2, Gina Oceguera (St. Francis, Mountain

View) 17-2. (Seeded) Rosalyn Grant (Ganesha, Pomona) 16-6 3/4.

Triple Jump Amy Littlepage (Mt. Miguel, Spring Valley) 39-3 1/2, Ebonie Henderson (Bakersfield) 38-2 1/4w (37-6 3/4 wind legal), Shadesia Pearman (Mt. Miguel, Spring Valley) 36-11 1/2, Michele Reid (Folsom) 36-10 1/4, Olympia Scott (St. Bernard (Playa del Rey) 36-9 1/4w (34-8 1/2 ok), Keisha Doby (Lynwood) 35-11 1/2w (34-11 ok), Marion Ali (Muir, Pasadena) 35-5 1/2w (35-2 1/2 ok). (Seed) Freiderich (Mexico) 37-8 1/4, Latoya LeJay (Canyon Springs, Moreno Valley) 36-1, Shawanda Hotchkiss (Channel Islands, Oxnard) 35-3 1/4.

Shot Put Crystal Brownlee (Westlake, Westlake Village) 44-8 3/4, Peka Lau (Nogales, La Puente) 42-3 1/4, Lisa Misipeka (Temecula Valley, Temecula) 42-1 3/4, Delores Tuimoloau (Chanel Islands, Oxnard) 41-5 3/4, Gina Heads (Newport Harbor, Newp Bch) 41-1 3/4, Fernanda De Oliveira (Patrick Henry, San Diego) 39-2 1/4, Yolanda Crowder (Bakersfield) 38-11 1/2, Barbara Timo (29 Palms) 38-8 1/4, Stacy Andrews (Arroyo Grande) 37-1, Rachel Davis (katella, Anaheim) 35-8 3/4, Karl Usrey (Hart, Newhall) 35-2. (Seeded) Margaret Veligitone (Fallbrook) 36-4, Mary Wilson (Charter Oak, Covina) 36-1, Anna Crosley (Paramount) 35-8 1/2.

Discus Andrea Bill (University, Ivy) 138-0, Delores Tuimoloau (Channel Islands, Oxnard) 134-3, Nadia Lopez (Arroyo Grande) 132-0, Lisa Misipeka (Temecula Valley, Temecula) 128-5, Diane Hart (North, Bakersfield) 124-2, Gina Heads (Newport Harbor, Newport Beach) 122-10, Mandy Buckley (Bakersfield) 122-4, Blackburn (Don Lugo, Chino) 120-4, Brownlee (Westlake, Westlake Village) 118-10, Crowder (Bakersfield) 118-9, Clark (Paramount) 116-2, De Oliveira (Patrick Henry, San Diego) 116-2, Mary Wilson (Charter Oak, Covina) 113-1, Andrews (Arroyo Grande) 111-8. (Seeded) Keri Hayes (Fallbrook) 118-8, Kiesha Bay (Bullard, Fresno) 113-0, Margaret Veligitone (Fallbrook) 112-1, Genie Van Scoy (Rio Mesa, Oxnard) 110-0.

RESULTS

College ■ Open ■ Invitational

Community College - Men

1500: 1. Kip Ortenburger 3:55.71, 2. Gilbert Roca 3:56.92, 3. Dylan Kennedy 3:57.06, 4. Joe Reinisch (El Camino) 3:57.90, 5. Shannon Horn (LBCC) 3:58.76, 6. Geoff Delahanty (El Camino) 4:01.53. **3000 SC:** 1. Colin Johnston (Taft) 9:13.7, 2. Gare Lopez (Central, AZ) 9:30.8, 3. Gray Mavhara (Riverside CC) 9:31.1, 4. Luis Jacobo (Glendale) 9:35.5, 5. David Torres (Grossmont) 9:42.9, 6. James Pendergraph (Riverside CC) 9:45.9. **5000:** 1. Fidel Zaula (Rancho Santiago) 15:07.56, 2. Martin Aravja (Glendale) 15:25.63, 3. Francis Walsh (Mesa, AZ) 15:29.90, 4. Luis Cazorla (Allan Hancock) 15:50.13, 5. Mark Sanchez (Golden West) 15:53.77, 6. Buddy Jones (Mt. SAC) 15:56.61.

4x100: 1. Central Arizona Col. 40.39, 2. Taft 40.67, 3. Mt. SAC 41.46, 4. Compton 41.49, 5. (tie) Santa Monica and Pasadena 41.58. **4x200:** 1. Central Arizona 1:23.96, 2. Long Beach CC 1:24.01, 3. Taft 1:24.53, 4. Compton CC 1:26.25, 5. Pasadena 1:26.51, 6. Mt. SAC 1:27.33. **4x400:** 1. Sacramento CC 3:12.37, 2. Long Beach CC 3:13.73, 3. Moorpark 3:13.97, 4. Pasadena 3:14.21, 5. Santa Monica CC 3:14.76, 6. Compton CC 3:16.05. **4x800:** 1. Riverside CC 7:48.05, 2. Mesa AZ. 7:49.38, 3. Long Beach CC 7:51.02, 4. Santa Mon-

ica CC 7:53.86, 5. SD Mesa 7:58.30, 6. El Camino 8:02.23. **4x1600 Relay:** 1. San Diego Mesa 17:36.46, 2. Long Beach CC 18:03.09, 3. Glendale 18:10.94, 4. Mesa Az. 18:28.56, 5. College of Desert 18:39.90, 6. Mt. SAC 18:51.22. **Sprint Medley Relay:** 1. Central Arizona 3:20.31, 2. Cerritos 3:28.46, 3. Taft College 3:29.64, 4. El Camino 3:31.10, 5. Moorpark 3:32.67, 6. Santa Barbara CC 3:34.12. **Distance Medley:** 1. Riverside CC 10:14.70, 2. Long Beach CC 10:17.97, 3. El Camino College 10:21.47, 4. Ventura College 10:23.37, 5. Mt. SAC 10:32.15, 6. San Joaquin Delta 10:42.14.

110m HH: 1. Dominique Arnold (LBCC) 14.40, 2. Frank Guialdo (LBCC) 14.61, 3. Ram Banner (LBCC) 14.79, 4. Jeremy Allen (Pasadena CC) 14.88, 5. Adrian Brown (Golden West) 14.89, 6. Martino Wesley (Moorpark) 15.00. **400m IH:** 1. Joe Maasheff (Moorpark) 53.04, 2. Aaron Webber (Riverside AZ) 53.71, 3. Paea Kokohu (Sacto CC) 54.04, 5. Danny Cuellar (Central, AZ) 54.57, 6. Mike Sanders (Phoenix College) 54.64. **Shuttle Hurdle Relay:** 1. Long Beach CC 57.08, 2. Central Arizona College 1:01.95, 3. Moorpark 1:03.02, 4. Citrus 1:05.67, 5. Golden West 1:07.19.

PV: 1. Health Fulk (Mt. SAC) 16-1 3/4, 2. P.J. Chadnick (Cuesta) 16-1 3/4, 3. Aric Juarez (Mt. SAC) 15-7 3/4, 4. Dan Tapia (Cerritos) 15-7 3/4, 5. Brad Hecox (Mt. SAC) 15-1, 6. Chad Reddy (LBCC) 15-1. **HJ:** 1. Johnthan (SD Mesa) 6-4 3/4, 2. Jacob Van Auker (Golden West) 6-2 3/4, 3. Shann McCabe (Bakersfield) 6-2 3/4, 4. Tyler Vandruff (Orange Cst)

6-2 3/4, 5. Travis Riffle (Glendale) 6-2 3/4, 6. Lance Jacot (Golden West) 6-0 3/4. **LJ:** 1. Li Hong (Mt. SAC) 25-0 3/4, 2. Kyjone Jack (Mt. SAC) 24-8 3/4, 3. Ryhann Woods (LA Southwest) 24-5 1/2, 4. Jon Jordan (LBCC) 23-8 3/4, 5. Ty Hawkinson (Mesa Az. 23-2 1/2, 6. Denny Johnson (Ventura) 23-1 1/2. **TJ:** 1. Jon Jordan (LBCC) 50-4 3/4, 2. Barry Massey (LBCC) 47-9 1/4, 3. Ty Hawkinson (Mesa AZ) 46-10 1/4, 4. Willie Farrow (Citrus) 46-7 1/4, 5. Mario Leon (El Camino) 46-3 1/2, 6. Mauchese Franklin (Mt. SAC) 45-6 1/4.


DT: 1. Mark Landa (Glendale) 164-0, 2. Rene Bustamante (Citrus) 154-5, 3. David Dumble (Bakersfield) 153-9, 4. Keith Roland (Butler CC) 152-11, 5. Rob Powell (Fresno CC) 149-9, 6. Chris Gardner (Glendale) 139-11. **SP:** 1. Rene Bustamante (Citrus) 55-10 1/4, 2. Aloyea Wallin (LBCC) 53-3 3/4, 3. Zak Johnson (Fresno CC) 51-7 1/4, 4. David Loshonkohl (San Diego Mesa) 50-9 1/4, 5. Mark Landa (Glendale) 50-3 1/2, 6. Sean McKeown (Moorpark) 49-0 3/4. **HT:** 1. David Loshonkohl (SD Mesa) 212-1, 2. Rene Bustamante (Citrus) 177-0, 3. Shane Jackson (Merced) 166-2, 4. Mark Landa (Glendale) 161-4, 5. Chris Dose (Fresno CC) 158-8, 6. Will Knight (Antelope Vly) 158-5. **JT:** 1. Mike McClintock (Golden West) 203-3, 2. Chris Perry (Orange Cst) 181-3, 3. Zak Johnson (Fresno CC) 180-10, 4. Mark Williams (Hancock) 180-8, 5. Carlos Guerrero (Glendale) 178-5, 6. Anthony Vega (SBCC) 178-2.

Community College Results - Women

1500: 1. Kelly Olson (Grossmont) 4:51.01, 2. Stacey James (Taft) 4:51.40, 3. Brandy Pierce (Phoenix Col) 4:51.77, 4. Mo-

continued next page...

MEET SPOTLIGHT




DONNA MAYHEW—World's farthest throw this year—191-2

Photo by Bill Cockerham



JOHN GODINA

Photo by Bill Cockerham



ROBERT KETER

Photo by Ken Isaak



INGER MILLER

Photo by Bill Leung, Jr.

nique Smith (Mt. SAC) 4:53.73, 5. Leticia Mora (Rancho Santiago) 4:54.73, 6. Githa Hampson (SMCC) 4:56.35. 3000: 1. JoJo Yaba (Mt. SAC) 10:24.47, 2. Monique Smith (Mt. SAC) 10:25.71, 3. Brenda Enderle (Mesa AZ) 10:33.09, 4. Taylor Perin (Mesa AZ) 10:33.97, 5. Githa Hampson (SMCC) 10:35.36, 6. Inka Mims (Foothill) 10:37.58.

100m H: 1. Tamma Rockwell (Mesa AZ) 14.69, 2. Jackie Foreman (El Camino) 15.04, 3. Shonnal Bernard (Fullerton) 15.05, 4. Tasha Godreau (Mesa) 15.30, 5. Danielle Brown (Fullerton) 15.57, 6. Marcia Nesby (Glendale) 15.68. 400m H: 1. Shani Freemann (SD Mesa) 1:02.10, 2. Tasha Godreau (Mesa AZ) 1:04.63, 3. Latoya Skippings (Compton) 1:05.03, 4. Leann Kazmer (Orange Cst) 1:05.06, 5. Renae Grey (Riverside CC) 1:05.74, 6. Doris Marshall (Hancock) 1:05.75.

4x100: 1. Long Beach CC 46.71, 2. Mt. SAC 46.91, 3. Riverside CC 47.99, 4. Glendale CC 48.02, 5. El Camino 48.66, 6. Santa Monica 49.32. 4x400: 1. San Diego Mesa 3:50.17, 2. El Camino 3:51.15, 3. Riverside CC 3:51.49, 4. Long Beach CC 4:06.12, 5. Santa Monica 4:08.76, 6. Fullerton 4:09.11.

4x800: 1. El Camino 9:32.28, 2. Phoenix College 9:41.59, 3. San Diego Mesa 9:41.86, 4. Mt. SAC 9:43.97, 5. Cerritos 10:02.61, 6. Mt. SAC "B" 10:17.40. Sprint Medley: 1. Long Beach CC 1:46.14, 2. Mt. SAC 1:46.78, 3. Mesa Az 1:47.97, 4. Glendale CC 1:48.54, 5. San Diego Mesa 1:48.81, 6. Santa Monica 1:50.41. Distance Medley: 1. Long Beach CC 12:35.69, 2. San Diego Mesa 12:50.40, 3. Golden West 13:03.76, 4. Orange Coast 13:09.77, 5. Moorpark 13:12.47, 6. Riverside CC 13:55.74.

HJ: 1. Leah Cunningham (Riverside CC) 5-8, 2. Angie Migray (Glendale AZ) 5-5, 3. Angela Sullivan (San Diego Mesa) 5-5, 4. Erika Spencer (Citrus) 5-1, 5. Leann Kazmer (Orange Cst) 5-1, 6. Heather Bassett (Grossmont) 4-11. LJ: 1. Nicole Irvine (Mt. SAC) 19-11 1/4, 2. Sonja Bryant (LBCC) 18-4 3/4, 3. Glory Dolphin (Santa Monica) 18-0 3/4, 4. Michelle Dimry (Mira Costa) 16-5 1/4, 5. Sandy Baaladad (Ventura) 16-2, 6. Karla Martinez (Grossmont) 16-1 3/4. TJ: 1. Angel Carver (LBCC) 41-2 1/2, 2. Amy Connole (Grossmont) 38-2 3/4, 3. Michelle Dimry (Mira Costa) 37-6 3/4, 4. Shirene McKinney (Cerritos) 34-8 1/2, 5. Robbin McQueen (Riverside CC) 34-5 3/4, 6. La-Kisha Jones (Riverside CC) 33-11 1/4. SP: 1. Leslie Coons

(SD Mesa) 45-9 1/4, 2. Kelly Smith (SD Mesa) 44-5 1/4, 3. Jodie Warr (Riverside CC) 38-9 1/2, 4. Nia Jones (Rancho Santiago) 38-3 1/4, 5. Kim Hoke (Glendale) 38-0 1/4, 6. Daris Flewellen (LBCC) 36-11.

DT: 1. Jodie Warr (Riverside CC) 143-0, 2. Leslie Coons (SD Mesa) 143-0, 3. Michelle Bryant (Pasadena CC) 137-5, 4. Lisa Kirchoff (Glendale) 129-6, 5. Holly Montoya (Glendale) 122-8, 6. Debra Berroth (Antelope Vly) 122-1. JT: 1. Vijitha Amerasekera (Mt. SAC) 182-3, 2. Leslie Coons (SD Mesa) 159-3, 3. Rita Riddle (Glendale) 118-4, 4. Christine Blyenberg (Chaffey) 116-10, 5. Rosalie Gill (SD Mesa) 113-3, 6. Jodie Warr (Riverside CC) 112-6.

University/Open Results - Men

100: 1. Daniel Effiong (Central AZ) 10.13, 2. Jeff Laynes (USC) 10.24, 3. Raymond Stewart (Nike Int'l) 10.24, 4. Tony Miller (UCLA) 10.32, 5. Jeff Williams (Unat) 10.33, 6. Osagura Bode (Utah St) 10.33. 200: 1. Tim Williams (SDTC) 20.64, 2. Edward Harvey (Pasadena CC) 20.78, 3. (tie) Bode (Utah St) and Kevin Braunskill (Goldwin TC) 21.07, 5. Jimmy French (U of Arkansas) 21.09, 6. Rod Tolbert (Nike AC) 21.18. 400: 1. Will Glover (No. AZ) 46.63, 2. Devon Edwards (CPP) 46.75, 3. David Knight (IowaSt) 46.92, 4. Rene Rodrigues (Stanford) 46.96, 5. Larry Gardner (Nike AC) 47.03, 6. Troy Johnson 47.12. 800: 1. Robert Keter (Pt. Loma) 1:50.03, 2. Renier Henning (Nebraska) 1:50.05, 3. Takahiro Watanable (Brazil) 1:50.30, 4. Brett Jones (UCLA) 1:50.59, 5. Matt Large (SD TC) 1:50.96, 6. Donnell Johnson (Taft) 1:51.18. 1500: 1. Mike Nielsen (UC Irvine) 3:48.55, 2. Hector Torres (Mex. Fed) 3:49.48, 3. Mark Narveson (Minnesota) 3:49.97, 4. Damian Capozzola (UCSB) 3:50.77, 5. Brian Gasturn (UCLA) 3:51.04, 6. Monte Still (Wy) 3:51.22.

110m HH: 1. Tim Koreker (Vancouver OC) 13.79, 2. Kendall Mabry (Youth Serv.) 13.87, 3. Robert Foster (FSU) 13.88, 4. Eugene Swift (Bay Area Striders) 13.92, 5. Leo Simmons (Arizona) 14.07, 6. Willie Hibler (Nebraska) 14.11. 400m IH: 1. Eugene Swift (BA Striders) 51.83, 2. Andrew Dean-Neil (Nike AC) 51.64, 3. Gordan Bugg (Goldwin TC) 51.81, 4. Blane Mortensen (U of Montana) 51.93, 5. Marcus Carter (USC) 52.34, 6. Tony McCullough (Central Missouri) 52.51.

4x100: 1. Primetime 40.25, 2. Long Beach CC 40.34, 3. Colorado 40.46, 4. Central Arizona 40.63, 5. Utah State 40.69, 6. Mt. SAC 40.71. 4x400: 1. Northern Arizona 3:08.21, 2. Taft College 3:08.32, 3. Fresno State 3:10.66, 4. South Bay TC 3:11.51, 5. Utah State 3:18.07. 4x800: 1. Santa Monica TC 7:15.7, 2. Cal Poly SLO 7:37.8, 3. Mexico 7:44.7, 4. Point Loma 7:47.3, 5. Westmont 7:49.0, 6. Showtime 8:03.7.

HJ: 1. Brian Williams (U of Arizona) 7-0 1/4, 2. Dan Raatjes (Pt. Loma) 6-10 1/4, 3. Chris Henkel (Montana) 6-10 1/4, 4. Matt Burns (Minnesota) 6-10 1/4, 5. (tie) Bud Hamilton (Wy) and Brad Milby (UCLA) 6-8 1/4. PV: 1. Mark Hamilton (SLO TS) 16-10 3/4, 2. Tom Parker (Ad Ath) 16-4 3/4, 3. Kelly Rodriguez (BTW TC) 16-4 3/4, 4. Lance White (Utah St) 16-4 3/4, 5. Jay Thorson (S&S TC) 16-4 3/4, 6. John Besmer (BTW TC) 16-4 3/4. LJ: 1. Rogelio Saenz (Mex Fed) 24-10, 2. Marcus Hickerson (Stanford TC) 23-10 1/4, 3. Robert Foster (FSU) 23-10 1/4, 4. Tyrone Minor (Minnesota) 23-8, 5. Darrell Sears (Central Missouri) 23-7 1/2, 6. Ronnie Skold (Pt. Loma) 23-1 3/4. TJ: 1. Jamal Bush (CSU Stanislaus) 51-11 1/4, 2. Ramiro Salcedo (Mex Red) 50-4, 3. Robert House (FSU) 50-3 1/2, 4. Adrian Ellis (Minnesota) 49-0 3/4, 5. Andre Girley 47-1, 6. Jashua Gindiri (No. AZ) 46-10 3/4. SP: 1. Mark Parlin (UCLA) 58-3 3/4, 2. Marc Harisay (Unat) 57-9 3/4, 3. Jason Wyatt (AP) 57-5 3/4, 4. Alan Babayor (UC Davis) 55-3, 5. Jeff Dunn (CSU Northridge) 55-0 3/4, 6. Chad Lindsay (Wyoming) 54-10.

DT: 1. John Godina (UCLA) 198-1, 2. Gary Kirchoff (USC) 184-0, 3. Eric Johnson (Colorado) 184-7, 4. Doug Huff (U of AZ) 182-10, 5. Rod Chronister (Unat) 178-4, 6. Jackie Preser (UCLA) 176-9. HT: 1. Magnus Strandqvist (Pt. Loma) 189-9, 2. Bret Chappel (FSU) 185-7, 3. Randy Herron (FSU) 183-9, 4. Joey Taylor (UC Davis) 183-4, 5. Tyrone Gayles (Fernandes, Fern) 180-9, 6. John Fowler (Stanford) 180-7. JT: 1. Mike Abey (U of Wy) 199-8, 2. Juan Lopez (Mex Fed) 199-4, 3. Joe Zapustas (Az St) 189-8, 4. Nery Kennedy (Pt. Loma) 189-4, 5. Jason Cole (Minnesota) 174-0, 6. Mike Thomas (USC) 172-0.

University/Open Results - Women

100: 1. Lisa Parker (Az St) 11.72, 2. Dena Burrows (BYU) 11.81, 3. Tanisha Johns (U of CO) 11.91, 4. Sheryl Porter

continued next page...

MEET SPOTLIGHT

(Showtime TC) 12.04, 5. Cathie Guisard (BYU) 12.08, 6. Myra Mayberry (Showtime) 12.20. 200: 1. Inger Miller (USC) 22.33, 2. Dannelle Young (World Class TC) 22.63, 3. Wenda Vereen (Goldwin TC) 22.63, 4. Michelle Finn (SMTC) 23.03, 5. Tanisha Johns (U of CO) 24.11, 6. Dena Burrows (BYU) 24.16. 400: 1. Shanecka Campbell (ASU) 53.16, 2. Latima Jones (USC) 53.94, 3. Judy Franzier (UNLV) 54.31, 4. Taiye Akinremi (Az St) 54.40, 5. Stephanie Saleem (Atoms TC) 54.47, 6. Wilson Tranquil (Nebraska) 54.49. 800: 1. Elizabeth Onyambu (Biola) 2:09.11, 2. Sandra Richards (Unat) 2:10.04, 3. Deb Wolff (Reebok RT) 2:10.53, 4. Dena Dey (Stanford) 2:11.02, 5. Latoya Polk (Oklahoma St) 2:11.03, 6. Deby Anderson (U of Wy) 2:11.13. 1500: 1. Sarah Schwald (Arkansas St) 4:24.71, 2. Rachel Brennan (U of Az) 4:25.06, 3. Teresa Stelling (Nebraska) 4:25.46, 4. Carrie Luis (CSU Stanislaus) 4:26.84, 5. Elizabeth Onyambu (Biola) 4:28.20, 6. Allison Ti-comb (Minnesota) 4:31.01.

3000: 1. Elena Jasso (Mex Fed) 9:21.73, 2. Shelley Taylor (Arkansas St) 9:32.64, 3. Rachel Brennan (U of Az) 9:38.16, 4. Emebet Shiferan (RCC) 9:51.53, 5. Jennie Cushman (NAU) 9:52.37, 6. Jennifer Laqovvara (CPSLO) 9:53.95. 5000: 1. Kay Gooch (Ok. Univ) 16:16.75, 2. Valeri Vaughan (Asics) 16:24.17, 3. Brenda Sleuwenhoek (U of Az) 16:27.89, 4. Tracy Jarman (NAU) 16:30.23, 5. Heather Witney (BYU) 16:39.82, 6. Michele Buresh (Mt. West) 16:53.95. 10,000: 1. Trinidad Galeana (Mex Fed) 34:08.65, 2. Susan Bliss (Minnesota) 34:22.50, 3. Kim Mount (Arkansas St) 34:30.57, 4. Jean Harvey (U of AZ) 34:39.58, 5. Maehlena Reyna (Mex Fed) 34:56.46, 6. Isabel Carraeno (Mex Fed) 35:10.52.

100m H: 1. Kwani Steward (Nebraska) 13.65, 2. (tie) Sondra Tavaraz (Mex Fed) and Tiffany Smith (World Class) 13.91, 4. Trecia Roberts (Tucson Elite AC) 13.97, 5. Kim Young (CSU Northridge) 14.05, 6. Rochelle Frazier (Tucson Elite) 14.19. 400m H: 1. Maureen Cinqmars (Coquitlan Cheet) 1:01.58, 2. Gabriella Prieto (Mexico) 1:02.26, 3. Laticia Dendy (UNLV) 1:02.59, 4. Chrysty Body (Stanford) 1:03.07, 5. Michelle Johnson (U of Az) 1:03.32, 6. Le'Gretta Hinds (CSULB) 1:03.52.

4x100: 1. LBCC 46.45, 2. U of Arizona 47.09, 3. UNLV 47.12, 4. UC Irvine 47.13, 5. U of Minnesota 47.68. 4x400: 1. Fresno State 3:44.3, 2. San Diego Mesa 3:48.39, 3. U of Minnesota 3:50.5, 4. CSU Northridge 3:50.9, 5. Northern Arizona 3:51.57, 6. CSU Stanislaus 3:51.96.

HJ: 1. Angel Leath (NAU) 5-7 3/4, 2. Leah Cunningham (Riverside CC) 5-5 3/4, 3. Susan Conlon (FSU) 5-3 3/4, 4. Kim Moshier (FSU) 5-3 3/4, 5. Brenda Naber (Montana) 5-3 3/4, 6. Elizabeth Bauer (UC Irvine) 5-1 3/4. LJ: 1. Toshi Woods (Arkansas St) 19-10 1/4, 2. Lisa Hale (So Bay TC) 19-9 1/2, 3. Tanel House (CSU Northridge) 19-7 1/2, 4. Cris Swann (Unat) 19-3 3/4, 5. Jane Cox-Kolodnicki (U of Calgary) 19-1 1/4, 6. Nedra Dillon (SDSU) 18-10. TJ: 1. Althea Moses (Unat) 41-2 1/2, 2. Nicola Marshall (Nebraska) 40-10 1/4, 3. Angel Carver (LBCC) 40-9 3/4, 4. Kayla Montgomery (U of AZ) 39-11 1/4, 5. Toshi Woods (Arkansas St) 39-4, 6. Kim Mallard (CSU Bakersfield) 39-1. SP: 1. Valeyta Althouse (UCLA) 50-8 3/4, 2. Teresa Stricklin (CSU Northridge) 45-11 1/4, 3. Anna Soderberg (NAU) 45-9, 4. Stephanie Music (Western State) 44-9 1/2, 5. Joyce Schultz (Minnesota) 44-2 1/2, 6. Dani Parkus (Minnesota) 43-4 1/4.

DT: 1. Sarah Andrews (Unat) 166-1, 2. Allison Franke (USC) 163-8, 3. Jenni Whelchel (UCLA) 163-6, 4. Paulette Mitchell (Nebraska) 162-3, 5. Joyce Schultz (U of Minnesota) 160-0, 6. Jennifer Peters (CPSLO) 156-7. HT: 1. Donna Beard (AIA) 154-5, 2. Ericka Dice (SD Mesa) 151-11, 3. Dani King (Colorado St) 133-8. JT: 1. Heather Berlin (U of Minnesota) 155-5, 2. Donna Beard (AIA) 144-3, 3. Kamber Backman (U of Wy) 142-1, 4. Julie Richardson (BYU) 136-7, 5. Amy Ainsworth (Colorado St) 136-4, 6. Aidee Benitez (Mex Fed) 128-7.

Invitational Results - Men

100: 1. Ato Bolden (SJCC) 10.29, 2. Ron Clark (Prime Time) 10.39, 3. Salom Garriba (Unat) 10.40, 4. Aaron Thigpen 10.40, 5. Ron Brown (NFL Football) 10.70. Masters 100: 1. Stan Whitley (Cheetahs) 11.07, 2. Eugene Driver (Unat) 11.23, 3. Glenn Johnson (Unat) 11.96, 4. Frank Little (Unat) 12.04, 5. Herman Castillo (Unat) 12.06. 200: 1. Dean Capopiano (Australia) 20.39, 2. Daniel Effiong (Central Az) 20.47, 3. Tim William (SD TC) 20.64, 4. Brian Bridgewater (CSLA) 20.68, 5. Vince Hemingway (U of Arkansas) 20.96, 6. Quincy Watts (Nike Int'l) 20.96. 400: 1. John Regis (Great Britain) 45.48, 2. Jason Rouser (Nike Int'l) 45.48, 3. Calvin Davis (U of Arkansas) 45.87, 4. Kevin Young (Nike Int'l) 46.03, 5. Brian Irvin (Nike AC) 46.32, 6. James Dustin (USC) 46.75. 800: 1. Joseph Tengelei (Abilene Christian) 1:46.32, 2. Terrill Davis (Accusplit TC) 1:48.07, 3. Gilmer Santos (Brazil) 1:48.73, 4. Jim McCreery (Az St) 1:49.35, 5. Clive Terrelonge (Nike AC) 1:49.95, 6. Vaughn Kastor (Nike Track West) 1:50.20.

1500: 1. Abdi Bile (Somalia) 3:39.52, 2. Edgar Deolivera (Brazil) 3:40.40, 3. Ernie Freer (Unat) 3:41.64, 4. Mark Dunbar (Reebok TC) 3:41.91, 5. Jose Brbosa (Brazil) 3:42.46, 6. Steve Green (Iowa St) 3:42.77. 3000 SC: 1. Marc Davis (Footlocker) 8:26.6, 2. Wander Maura (Brazil) 8:30.5, 3. Danny Reese (US West) 8:35.2, 4. Justin Chaston (Nike Texas) 8:37.2, 5. Hector Arias (Mexico) 8:42.2, 6. Erin Scroggins (Az St) 8:45.1. 5000: 1. Jonah Koech (Iowa St) 13:39.25, 2. Brian Abschine (Unat) 13:39.87, 3. Trey Harrison (HCA Wesley) 13:45.06, 4. Rafael Munoz (Mex Red) 13:45.40, 5. Todd Lewis (NYAC) 13:47.69, 6. Mauricio Hernandez (Mexico) 13:50.08, 10,000: 1. Joe Falcon (Footlocker AC) 28:21.24, 2. Julius Randich (Lubbock Christian) 28:22.99, 3. Bob Kempinen (Nike Boston) 28:23.80, 4. Josephat Kapkory (Kenya) 28:32.03, 5. Bob Henes (Nike North) 28:51.28, 6. Frank Hanley (U of Arkansas) 28:58.40.

110m HH: 1. Tony Jarrett (Great Britain) 13.33, 2. Tony Li (Unat) 13.46, 3. Courtney Hawkins (SMTC) 13.59, 4. Mark Crear (Nike Int'l) 13.59, 5. Robert Reading (Accusplit TC) 13.69, 6. Rod Jett (Accusplit TC) 14.11. 400m H: 1. Withrop Graham (Unat) 50.17, 2. Kevin Henderson (Goldwin TC) 50.28, 3. Marty Beck (Nike Int'l) 50.81, 4. Tony McKennie (Nike AC) 51.45, 5. Michael Graham (SMTC) 51.95, 6. Shephan Flenoy (Unat) 52.59.

4x200: 1. Campbell Wells 1:23.75, 2. Fresno State 1:24.88, 3. Prime Time Sports 1:26.24. 4x400: 1. Central Arizona 3:04.54, 2. Univ. of Arkansas 3:04.80, 3. Colorado 3:07.70, 4. Long Beach 3:09.01, 5. Nebraska 3:09.33, 6. Arizona 3:15.03. 4x100: 1. Santa Monica TC 38.00, 2. Commonwealth 38.37, 3. Campbell wells 38.77, 4. Nike Int'l) 38.79, 5. Univ. of Arkansas 39.53, 6. UCLA 39.96. Distance Medley: 1. Santa Monica TC 9:29.74, 2. Cal Poly SLO 9:42.98, 3. Univ. of Colorado 9:43.44, 4. Univ. of Arizona 9:51.07, 5. UCLA 10:00.14, 6. San Diego Mesa 10:00.94.

HJ: 1. Hollis Conway (Campbell/Wells) 7-6 1/2, 2. Ray Doakes (U of Arkansas) 7-4 1/2, 3. Brian Williams (Arizona) 7-2 1/2, 4. Jeff Wylie (AIA) 7-2 1/2, 5. Chris Murrell (Minnesota) 7-2 1/2, 6. Matt Hemingway (U of Arkansas) 7-0 1/4. LJ: 1. Robert Thomas (Nebraska) 26-9, 2. Hui-Fang Nai (SoCal Cheetahs) 26-0 3/4, 3. Larry Myricks (SoCal Cheetahs) 25-11, 4. Victor Agebaku (Arizona St) 25-7 1/2, 5. Ben Koech (Canyon) 25-7 1/4, 6. Alan Turner (Nike Indiana) 25-4 3/4. PV: 1. Paulo Benavides (Mex Fed) 18-1 1/4, 2. David Cox (FSU) 17-8 1/2, 3. Lane White (NAU) 17-2 3/4, 4. Jim Drath (Unat) 17-2 3/4, 5. Scott Krupitski (Keiser TC) 17-2 3/4, 6. Dan Burton (Nike Indiana) 17-2 3/4. TJ: 1. Brian Wellman (Unat) 55-2 1/4, 2. Erick Walder (U of Arkansas) 54-8 1/4, 3. Alex Norca (LBCC) 54-6 3/4, 4. Tyrone Scott (Accusplit TC) 24-1 1/4, 5. Charles Rogers (UCLA) 52-11 1/2, 6. Greg Harper (Goldwin TC) 52-10.

DT: 1. Ade Olukoju (Unat) 213-5, 2. Johnny Godina (UCLA)

190-3, 3. Andy Meyer (Nebraska) 188-1, 4. Doug Huff (Arizona) 183-3, 5. Gary Krischoff (USC) 180-6, 6. Erik Johnson (U of CO) 178-11. SP: 1. C.J. Hunter (US West) 63-4 3/4, 2. Kevin Coleman (Nebraska) 62-10 1/2, 3. John Godina (UCLA) 61-1 1/4, 4. Chad Goldstien (Minnesota) 60-3 3/4, 5. Joe Bailey (UCLA) 59-9 3/4, 6. Billy McDaniel (Unat) 58-6. HT: 1. Balazs Kiss (USC) 249-4, 2. Per Karlson (Sweden) 240-8, 3. David Popejoy (Unat) 218-3, 4. John Thomas (Unat) 216-6, 5. Guillermo Guzman (Mex Fed) 214-10, 6. David Loshonkohl 208-1.

Invitational Results - Women

100: 1. Inger Miller (USC) 11.11, 2. Wenda Vereen (Goldwin TC) 11.31, 3. Chrissie Opara (SoCal Cheetahs) 11.44, 4. Christie Gaines (Unat) 11.54, 5. Mary Onyali (Unat) 11.55, 6. Cheryl Porter (Showtime) 12.19. 400: 1. Terry Dendy (Team Elite) 52.04, 2. Crystal Irving (Atoms TC) 52.21, 3. Lade Akinremi (Az St) 52.24, 4. Shanelle Porter (Nebraska) 52.47, 5. Revoli Cambell (Mt. SAC) 53.19, 6. Marian Knijn (SD TC) 53.53. 800: 1. Julie Jenkins (Reebok RC) 2:04.32, 2. Kim Toney (AZ St) 2:04.37, 3. Shola Lynch (Footlocker) 2:04.79, 4. Sandie Richards (Jamaica) 2:04.79, 5. Nicole Teeter (Nike Cst) 2:06.00, 6. Jasmen Jones (Unat) 2:06.12. 1500: 1. Maria Mutola (Mozambique) 4:08.92, 2. C. Gienendaal (SMTC) 4:15.21, 3. Sarah Howell (Abbotsford Roy) 4:16.67, 4. Adriana Fernandez (Mex Fed) 4:25.09, 5. Darcy Arreola (Nike Cst) 4:26.11, 6. Buffy Rabbit (Nike Cst) 4:26.61.

3000: 1. Sarah Howell (Abbotsford) 9:07.68, 2. Libbie Johnson (Mizuno) 9:08.47, 3. Katy McCandless (Reebok) 9:11.76, 4. Adriana Fernandez (Mex Fed) 9:12.46, 5. Carmen Troncosco (Nike Texas) 9:14.27, 6. Fran Tenbensen (Nebraska) 9:14.44, 10,000: 1. Trina Painter (Nike Texas) 32:19.79, 2. Lisa Harvey (Calgary) 32:48.36, 3. Maricarmen Diaz (Mex Fed) 32:53.73, 4. Laura Lamena-Coll (Reebok) 33:23.75, 5. Kathy Smith (Cal Cst) 33:23.86, 6. Sonia Betancourt (Mex Fed) 33:23.94.

100m H: 1. Marsha Guialdo (CSLA) 13.31, 2. Sau Ying Chan (Mt. SAC) 13.51, 3. Michelle Campbell (APU) 13.63, 4. Doris Williams (goldwin TC) 13.66, 5. Ime Akpan (Az St) 13.77, 6. R. Fraser (Tucson Elite) 13.88. 400m H: 1. Kim Batten (Reebok) 56.03, 2. Kellie Roberts (Anderson Int'l) 57.06, 3. Tayo Akinremi (Az St) 57.43, 4. Trevaia Williams (Atoms TC) 57.74, 5. Countess Commodore (Reebok) 58.03, 6. LaTanya Sheffield (SD TC) 59.48.

4x100: 1. Fresno State 46.23. 4x200: 1. Arizona State 1:34.39, 2. Fresno State 1:36.91, 3. CSU Northridge 1:37.32, 4. UC Irvine 1:40.87. 4x400: 1. Atoms TC 3:34.01, 2. UCLA 3:36.90, 3. CPSLO 3:37.39, 4. Univ of Nebraska 3:40.36, 5. UNLV 3:42.84.

HJ: 1. Tanya Hughes (U of AZ) 6-2 3/4, 2. Connie Teaberry (Goldwin TC) 6-2 3/4, 3. Karol Damon (Goldwin TC) 6-1 1/2, 4. Sue Rembao (Reebok) 6-1 1/2, 5. J.C. Broughton (U of AZ) 5-11 1/2, 6. Lort Suoboda (Unat) 5-9 3/4. LJ: 1. Christy Opara (SoCal Cheetahs) 21-5 1/2, 2. Jackie Edwards (Stanford TC) 20-9 1/4, 3. S. Wang (BYU) 20-5 1/4, 4. Nicole Irving (MT SAC) 20-2 1/2, 5. Tonya Sedwick (World Class TC) 20-1, 6. Gina Rhodes (Western State) 19-9. SP: 1. Ramona Pagel (SD Mesa) 58-3, 2. Dawn Dumble (UCLA) 55-9, 3. Christy Barrett (Nike Cst) 53-8 1/4, 4. Peggy Pollock (Unat) 53-7, 5. Rica Brown (Unat) 52-11, 6. Valeyta Althouse (UCLA) 52-7 1/2.

DT: 1. Katrin Koch (Nike Indiana) 191-2, 2. Pam Dukes (Nike Cst) 190-3, 3. Janet Hill (CSLA) 182-6, 4. Dawn Dumble (UCLA) 181-1, 5. Anna Soderberg (NAU) 166-9, 6. Melissa Weis (U of CO) 164-1. JT: 1. Donna Mayhew (Nike Cst) 191-2, 2. Vijitha Marasekara (Mt. SAC) 171-9, 3. Heather Berlin (U of Minnesota) 167-6, 4. Kim Hyatt (Nike Ore. Int'l) 165-3, 5. Sylke Knuppel (Johns Hopkins Univ.) 165-3, 6. Nicole Carroll (San Mateo AC) 164-8.