

# CALIFORNIA

## Track & Running News

JULY / AUGUST 1995

❖ Since 1974 ❖

ISSUE NO. 213

CIF/Toyota  
HIGH SCHOOL  
STATE MEET



95/10  
Matt Lange  
4920 Oak Leaf Avenue  
Carmichael CA 95608

**\$2.25** STATEWIDE COVERAGE OF TRACK & FIELD,  
CROSS COUNTRY AND ROAD RACING

BULK RATE  
U.S. POSTAGE  
PAID  
Fresno, CA 93706  
Permit No. 629



# 1995 CIF/Toyota California High School State Meet

~ By Keith Conning, Kim Kutcher and Doug Speck ~

## 77th State Meet

Track is not dead yet! The attendance was 5,700 on Friday and 11,362 on Saturday. Margaret Davis, the State CIF Associate Commissioner, said that it was one of the largest crowds they have had in years; it showed that track fans will support an excellent meet.

### Qualifying Procedure for the Finals

The nine competitors with the best marks in each field event qualified for Saturday's championships. In qualifying for running event championships, there were three heats in each event. First place finishers, plus the next six fastest times, advanced to the championships.

In the boys' and girls' 1600 meter run, ran two heats each event -- First, Second, Third place finishers, plus the next three fastest times advanced to the championships. There were no qualifying heats in the Boys' and Girls' 3200 Meter run.

-Keith Conning

Credit and sincere thanks go to our faithful contributors--Keith Conning (girl's events), Kim Kutcher (girl's middle distance events) and Doug Speck (boy's events)--for their summaries of this year's super State Meet.

## BOYS

### 100 Meters

Bryan Howard brought a special resolve to this weekend after last year's false start here in the 100 Final. Bothered by a

sprained ankle this spring, Howard raced 10.41w (wind +3.79 meters per second) two weeks ago, and 10.68 in taking the Southern Section title.

There would be plenty of competition! Howard's old teammate (he was at West Bakersfield HS/CE as a frosh), Marques Holliwell, shocked with a 10.36 run to lead the nation two weeks ago in the Central Section Finals, a run that featured as impressive a mid-race prep burst as this author had ever seen. The University of Arizona-bound senior was hot!

James Hinex was a silky-smooth 10.37w (+3.7) (he had run 10.64 wind legal) to take the Sac Joaquin title, with Vince Williams City, 10.60 a week previous in San Diego. Soph Bryan Harrison (10.56) had pushed Howard in Southern qualifying. Howard's recent races featured unreal acceleration over the first 40 meters, with the 10.31 (1994) sprinter seeming to slow down to protect a groin pull problem and seeming content to move to the next round in qualifying and hope for healing during the week.

Friday (and Saturday) of the State meet proved to be mighty breezy (unfortunately just about all sprint and hurdle races were wind-aided). The 100's had a reseed, with Bryan Howard from Heat 3 to Heat 1, rocketing out, then shutting it down at 50 to 60 meters where James Hinex rolled by to a 10.44w (+2.85) win, with Bryant Eubanks edging Howard 10.55w-10.56w for second, as both qualified. Bryan Harrison had a good start in Heat 2, with Marques Holliwell by at 50m on the way to a 10.41w (+2.09)-10.48w win, with Demetrius Guidry third at 10.71 off a very slow start. Heat 3 had four qualifiers, with the L.A. City's Kaaron Conwright 10.57w (+2.55) winning

over Vince Williams 10.58w, RJ Soward 10.63w, and Chad Morton 10.64w.

Heat 1(w +2.85): 1Q. Hinex 10.44, 2Q. Eubanks 10.55, 3Q. Howard 10.56, 4. Charles Lee (12) Cleveland 10.67, 5. Tierre Sams (10) Edison/CE 10.69, 6. Ray Butler (12) Morningside 10.76, 7. Clifton Jackson (12) Chico 11.01, J Juan Cherry (12) Berkeley DNF. Heat 2 (w +2.09): 1Q. Holliwell 10.41, 2Q. Harrison 10.48, 3. Demetrius Guidry (10) Bear Creek 10.71, 4. Jamal Green (10)



MARQUES HOLLIWELL--100m

Photo by Kirby Lee

Oceanside 10.72, 5. Gwangee Pitman (12) Berkeley 10.74, 6. Joe Flood (11) McAteer 10.82, 7. Bashir Livingston (12) Seaside 10.83, 9. J'Sharlon Jones (11) Skyline 10.96. Heat 3 (w +2.55): 1Q. Conwright 10.57, 2Q. Williams 10.58, 3Q. Soward 10.63, 4Q. Morton 10.64, 5. George Jordan (11) Pittsburg 10.71, 6. Dee Moronkola (12) DeAnza 10.75, 7. Christian Rance, Sacred Heart 10.83, 8. Kendrail Terrance (12) Hoover/CE 10.95, 9. Daunte Burks (11) JFK/SJ 10.99.

### FINALS:

Howard did not show up for Saturday's Finals in Lane 3, appearing to risk permanent injury off an ability to accelerate unbelievably early in his races, then shut down because of obvious imbalance problems with favoring the injured area. The last California prep who made it this far with an obvious injury, Ron Brown (Baldwin Park) went on to Arizona State, and an eventual Olympic relay gold medal, so Bryan is in a special class in the "guts" area. Morton was in 1, Williams in 2, Harrison 4, Holliwell 5, Hinex 6, Eubanks 7, Conwright 8, and Soward 9. A great group would battle with +2.12 meters per second of wind behind them.

After an even reaction to the gun by all, it was Hinex the early leader, with Holliwell moving up to challenge at the half-way point. As he has been noted for, the short Holliwell closed well, winning by .02 at 10.43w-10.45w over Hinex in the lane next, with Marques confident enough in his by inches margin to raise a single finger in a victory symbol at the finish.

The West Bakersfield flash will come back to haunt California schools for sprint Coach Fred Harvey at the University of Arizona when Pac 10 action comes to town.

### FINAL RESULTS

National Record: 9.9 Henry Neal (Greenville, TX) 1990. State Meet: 10.30 Riley Washington (Southwest) 1992. (w +2.12)  
1. Marques Holliwell (12) WBK/d 10.43  
2. James Hinex (12) Grant 10.45  
3. Bryan Harrison (10) Dana Hills 10.51  
4. Vince Williams (11) Univ City 10.65  
5. Kaaron Conwright (12) Westch 10.71  
6. Bryant Eubanks (12) El Camino 10.72  
7. Chad Morton (12) SoTorrance 10.73  
8. R.J. Soward (11) Fontana 10.74  
Bryan Howard (12) Canyon Springs DNR.

## ■ 200 Meters

Over 200 meters, Bryan Harrison (21.10) led the state, with fellow soph, Obea Moore a 21.13-21.14 (Howard second) Southern Section winner a weekend previous. Obea was the key to Muir's team hopes, with the super soph, who ran under 47.20 for 400m two years ago in the eighth grade, stepping in where graduated hurdler Kenny Haslip provided leadership by example for the Mustangs. Marques Holiwell had an early 21.34 from April, with James Hinex (20.95w-21.65) riding the wind in the Sac Joaquin meet, and another tenth grader, Demetrius Guidry 20.96w (21.23 wind legal best) close behind.

Talented Felton Charles, third in state at 400m last year at 47.17 and out most of the season, had emerged at McAteer (San Francisco), with a 21.13w in qualifying. Vince Williams (San Diego) was seventh last year here and was 21.31 in San Diego Section Finals action.

Late into Friday's prelims, World War III was on, with 200 qualifying here at the end of a long night of heavy battles. Dreams had been moved a day forward in previous qualifying or crushed mercilessly in the unreal competition at this level, with area champions cast aside against the top from other parts of the state. Heat 1 of the 200 had three no-shows, with lanes three through eight a talented crew. It was Felton Charles, amazing talent, now at McAteer of San Francisco, who absolutely blasted the turn out of lane 6 (by the 100m mark at 10.6) on the way to a 21.00w (+2.60) that put him in the middle of any new form charts. James Hinex (21.33w) and Charles Lee (21.46w) also qualified from this race. Heat 2 had the four outside lane athletes, Bryan Harrison, Jamal Green (Oceanside), Kaaron Conwright, and Marques Holiwell, spread evenly across the track at the 100m line, with Holiwell finishing strongly out of lane 9 to win at 21.06 (+1.14). Green was dq'd for many steps on the lane line, with Harrison 21.18 and Demetrius Guidry 21.33 also moving on. Obea Moore 21.17w (+2.03) took Vince Williams 21.28w and Jerome Davis 21.51w in Heat 3 to move on.

Heat 1 (w +2.60): 1Q. Charles 21.00, 2Q. Hinex 21.37, 3Q. Lee 21.46, 4. Todd Smith, San Jose 21.62, 5. Ray Butler (12) Morningside 21.89, 6. Leon Hawes (12) Rancho Buena Vista 22.35, DNF—Hannibal Navies (12) Berkeley, Wayne Armour (12) Bakers-

field & Gwangee Pitman (12) Berkeley. Heat 2 (w +1.14): 1Q. Holiwell 21.06, 2Q. Harrison 21.18, 3Q. Guidry 21.33, 4. Kaaron Conwright (12) Westchester 21.53, 5. J.Juan Cherry (12) Berkeley 21.76, 6. Kevin Griswold (11) Garden Grove 21.83, 7. Bashir Livingston (12) Seaside 21.86, 8. Clifton Jackson (12) Chico 23.08, Jamal Green (10) Oceanside DQ. Heat #3 (w +2.03): 1Q. Moore 21.17, 2Q. Williams 21.28, 3Q. Davis 21.51, 4. Leon Callen (11) De La Salle 21.53, 5. Emon Thomas (12) Bkfd 21.86, 6. Jason Cooper (11) Skyline 21.99, 7. Drew



**BRYAN HARRISON—200m**

Photo by Bill Cockerham

Bell (12) Vacaville 22.02, 8. Deltha O'Neal (12) Milpitas 23.08, Clarence Scott (11) Fremont NT.

### FINALS:

Finals lanes were Davis (1), Hinex (2), Williams (3), Moore (4), Charles (5), Holiwell (6), Harrison (7), Guidry (8), and Lee (9). With 2.90 meters of second of wind behind the crew, it was Charles who again rocketed out, charging by the 100 line at 10.7. From there on in it was the young Southern Section crew finishing strong, with Muir team leader Moore, major responsibility for big points here, not quite able to catch his rival Harrison 20.82w-20.95w, with Holiwell 21.30w in third. Harrison, a slight sprinter, has impressive turnover and style, and was the young find in the state this spring.

### FINAL RESULTS

National Record: 20.0 Roy Martin (Dallas, TX) 1985. State Meet: 20.77 Henry Thomas (Hawthorne) 1984. (w +2.90)

1. Bryan Harrison (10) Dana Hills 20.82
2. Obea Moore (10) Muir 20.95
3. Marques Holiwell (12) W. Bkfd 21.30
4. James Hinex (12) Grant 21.33

5. Vince Williams (11) Univ City 21.34
6. Demetrius Guidry (10) Bear Crk 21.38
7. Charles Lee (12) Cleveland 21.43
8. Felton Charles (11) McAteer 21.69
9. Jerome Davis (12) Burr. Ridg 21.80

## ■ 400 Meters

Muir's Obea Moore had raced U.S. prep history's #3 soph 400m clocking at 45.96 (1995 National prep leader), with Tyree Wash-



**OBEA MOORE—400m**

Photo by Bill Cockerham

ington 46.34 (#3 in the nation), with Jerome Davis 46.62 (#5 nationally), and Steve Campbell 46.70 (#6 in country) tough out of the Southern Section. North Coaster Corey Nelson won his section race by over two seconds in an impressive 46.89 (#8 nationally), and he certainly had the ability to challenge the Southerners. This had the potential to be the the fastest mass 400m in state history!

People had to crank it up in the heats to qualify. Lydell Burston (47.07 in San Diego action) took Heat 1 out, with Obea Moore ahead by 200m (22.6), with the Muir star a tough third 100m to 34.0 at the 300m and steadily pushing it in through a 46.56 win with Steve Campbell (47.58) and Burston (47.90) also moving on. San Diegan Clinton Lane charged out in Heat 2 through 11.3 and 22.5 splits, with Tyree Washington putting on a monster move on the second turn, finishing with a great final 120 meters (300m 34.5) at 46.95, with Lane 47.72 and Ramsey Jay 48.19 also qualifying. Super talented North

Coaster Corey Nelson (Rancho Cotate, Rohnert Park) took his first big trip this weekend, with the 46.89 performer out at 11.1 and 22.1 for the first half of Heat 3. With a one meter lead over Jerome Davis at 200m, the duo was even at 300m (34.2) after which Nelson faded (to 4th and non-qualifying 48.56), while Davis moved to a 47.06 win, with Ray Carter 47.67 and Bob Jones 48.27 qualifying on.

Heat 1: 1Q. Moore 46.56, 2Q. Campbell 47.58, 3Q. Burston 47.90, 4. Darrell Logan (11) Banning 48.46, 5. Kenny Gowan (11) Oakmont 48.58, 6. Tim Brown (10) McClymonds 48.96, 7. Todd Smith, San Jose 49.66, 8. Scott Druskin (12) San Ramon 50.77, 9. Larry Leach (12) Bullard 51.38. Heat 2: 1Q. Washington 46.95, 2Q. Lane 47.72, 3Q. Ramsey 48.19, 4. Mike Naro, Alisal 48.57, 5. Eddie Levine (10) Golden Valley 48.58, 6. Marion Monroe (12) Berkeley 49.14, 7. AJ Burleson (12) McAteer 50.76, 8. Marcus Dorsey (12) Bullard 51.97, Moses Backus (12) Taft DNF. Heat 3: 1Q. Davis 47.06, 2Q. Carter 47.67, 3Q. Jones 48.27, 4. Corey Nelson (12) Rancho Cotate 48.56, 5. Derek Prior, Santa Theresa 48.93, 6. Wayne Armour (12) Bkfd 49.54, 7. Davis, Davis/SJ 49.57, 8. Howard Moore (11) De La Salle 49.83, 9. Kevin Ryan (12) Pleasant Vly 52.26.

### FINALS:

The Finals had Jones (1), Burston (2), Carter (3), Davis (4), Moore (5), Washington (6), Campbell (7), Lane (8), and Ramsey (9), with six of the finalists under 47.10 this season.

With the State schedule having the 400 early in the meet, the favored Moore's performance here was very meaningful in Muir's title hopes. Davis had the best reaction to the gun, with Moore even with the Southern Section desert area star through 100m at 11.5. Moore had a two meter lead through the 20 at 22.4, with Tyree Washington starting a big move as the race headed through the 200 point. Moore had a two meter lead over the 1994 State Long Jump Champ, Washington, at the 300m at 33.6, with the Muir 1:49.16 800m star too much strength down the homestretch, nailing down a big 100 points for his team with a 46.08 win, with Washington next at 46.57.

Washington is University of Oregon bound, a monster talent, who with fellow inland empire star Pat Johnson, who was 10.26 100m-20.39 200m-45.38 400m this spring for the Ducks, another who will probably show no mercy on the Pac 10 locals the next four years.

## FINAL RESULTS

National & State Meet Record: 45.25

Calvin Harrison (N. Salinas) 1993.

1. Obea Moore (10) Muir 46.08
2. Tyree Washington (12) LaSierra 46.57
3. Jerome Davis (12) Burr/Ridg 47.23
4. Steve Campbell (12) Alta Loma 47.67
5. Clinton Lane (12) P. Henry 47.80
6. Lydell Burston (11) Morse 48.25
7. Ray Carter (11) Morse 48.39
8. Bob Jones (12) Manual Arts 48.60
9. Jay Ramsey (12) Ventura 49.89

## ■ 800 Meters

The Boys' 800 meter event was another cooker of an event in 1995! Michael Granville became prep history's #4 prep ever with a 1:47.96 Arcadia/Foot Locker win the last time he raced Aaron Richburg. Richburg was 1:49.12 there, with a 1:49.36 after a sub-51 second first lap in Section Finals action. Granville was 1:49.43 in his Section Finals race, blasting a 26.5 final 200 (1:46.0 pace) after a 53.8 first 400. Granville was out at 51.8 in the Arcadia race, with the tactical approach to the Finals here by the duo an interesting one. Brandon Pacheco 1:51.29 and Jess Strutzel 1:51.75 would head the pack chasing the talented top entrants.

A star who gets out in front in the Heats in this event and controls things, confident of his abilities to move on with a win, invariably affects the number of qualifiers out of one of the qualifying events with a slow pace and big finish. Richburg did just that out of Heat 1, racing out at 25.8 (200m), then slowing to 55.3 (400m) and 1:25.6 (600m), before charging away to a 1:53.56 win, with Jonevan Homsby also a strong finisher at 1:54.33 to move on to the finals. Michael Granville continued to amaze in Heat 2, rocketing out at 25.0 and 52.3, leading there by twenty meters.

At 1:22.1, Michael led by twelve meters over James Levine, with Michael accelerating in at 13.8 (7th 100m around the turn 1:48.8 pace!), then rolled down the homestretch to a 1:49.90 win, the easiest sub-1:50 ever seen! Levine (1:52.94), Joel Young (1:53.81), and Jeremy Lyon (1:54.18) rolled in the jetstream to qualifying spots. Heat 3 had Jess Strutzel and Brandon Pacheco out at 26.0, with the latter taking over at 54.9 for the 400. Pacheco ran aggressively around the north turn and led through 600 at 1:23.8, and continued to needlessly accelerate all the way through the tape to a 1:51.55 win. Strutzel fin-

ished at 1:53.74, with Cody Clark our yearly Arcata finalist at 1:54.66.

Heat 1: 1Q. Richburg 1:53.56, 2Q. Hornsby 1:54.33, 3. Brian O'Bannon (12) Ocean View 1:54.90, 4. Diego Ash (12) San Pasqual 1:55.34, 5. Jeremiah Moody (12) Pleasant Valley 1:56.68, 6. Nick Tuttle, Leland 1:56.96, 7. Paul Sanchez (12) Lodi 1:58.81, 8. Kareem O'Neal (12) Banning 2:02.76, 9. Jeremiah Hurt (12) Lemoore 2:03.77. Heat 2: 1Q. Granville 1:49.90, 2Q. Levine 1:52.94, 3Q. Young 1:53.81, 4Q. Lyon 1:54.18, 5.



**AARON RICHBERG—800m**

Photo by Bill Cockerham

Kareem Morrell, San Jose 1:55.31, 6. Lucas Bianchi (12) Edison/CE 1:55.86, 7. Jerome Morton (11) McAteer 1:58.73, 8. Jason White (12) Chula Vista 2:01.24, 9. Ryan Song (12) Westchester 2:06.08. Heat 3: 1Q. Pacheco 1:51.55, 2Q. Strutzel 1:53.74, 3Q. Clark 1:54.66, 4. Jeremy Riddie, Gunn 1:55.20, 5. Garrick Goods (11) Westchester 1:56.46, 6. Ajani Brown (11) Crawford 1:57.14, 7. Shane Lewis (11) East Union 1:59.57, 8. Daron Dale (11) Skyline 2:00.30, Larry Leach (12) Bullard DNF.

### FINALS:

The Finals here was truly a classic race between two very, very special athletes. Granville had charged out in the early April Arcadia/Foot Locker meet, blazing an age-17 and junior class record 1:47.96, with Richburg second there at 1:49.12. A very interesting contest would unfold here, with no one leaving for popcorn during this one!

Granville (lane 5) took the Finals out at just under 25 seconds for the first 200, with Richburg a meter back. Right at 52 seconds through the 400, Granville continued to lead down the backstretch until suddenly appearing to slow

at the 550 meter point. Richburg's momentum carried him by, and he led at 600 meters at 1:20.7. Granville would have none of this, mounting a powerful drive that had him go by Richburg around the south turn and lead into the homestretch. It looked like another impressive Granville win until the Bell Gardens star started to struggle during the homestretch run, sneaking a look back with 50 meters to go. Richburg seized M



**MICHAEL STEMBER—1600m**

Photo by Bill Cockerham

the moment, with the huge and powerful athlete edging up to and just by Granville at the tape 1:48.40 to 1:48.47. Granville fell to the track just past the finish and stayed prone there and on the grass on the infield for a good ten minutes before being removed from the field on a first aid cart. It was a classic close to local contests between two tremendously talented stars who had been so superbly prepared. Richburg is Auburn-bound, Michael with another year as a prep.

### FINAL RESULTS

National Record & State Meet Record:

1:47.31 Pete Richardson (Berkeley) 1981.

1. Aaron Richburg (12) Logan 1:48.40
2. Michael Granville (11) Bell Gard 1:48.47
3. Brandon Pacheco (12) Brethren 1:52.02
4. James Levine (10) Golden Vly 1:52.53
5. Jonevan Homsby (12) St Mary's 1:52.66
6. Jeremy Lyon (11) Hesperia 1:52.67
7. Joel Young (12) St. Mary's 1:52.84
8. Cody Clark (12) Arcata 1:53.00
9. Jess Strutzel (11) Hunt Beach 1:54.49

## ■ 1600 Meters

In the Boys 1600m, Michael Stember had put together an im-

pressive recent string of efforts after a slight mid-season injury, with bests that ranged from 1:50.29 (800m), 4:09.8 (1600m national outdoor leader), and 9:02.36 (3200m #4 time nation). The bouncing Jesuit junior has all of his races feature a final lap of amazing acceleration, with no one yet this spring able to run this finishing power out of Stember. Mike missed early April's Arcadia 1600m, with seven Californians there among a top ten pack who all ran under 4:14, with the pack here needing something much faster than the 3:10 first 1200 from that race if someone hoped to beat the Jesuit star.

The Napa (SJ) duo of Mike Blair and Steve Hansen had both run 4:10.9, with Larry Henderson 4:10.97, Greg Nett 4:12.26, Brett Strahan 4:12.30, and Micheil Jones 4:12.47 forming a formidable pack, all ranked among the top fifteen in the nation on the stopwatch.

It would turn out to take a quick 4:15.20 to make the Finals! In Heat 1, a 2:09.1 800m pace had Jon Genant, who we believe is from Branson School in Ross (NCS), not Mt. Tamalpais as indicated in the program, pushed the pace from there, with 2:41.5 (1000m) and 3:13.5 (1200) splits. Brandon Pacheco and Brett Strahan were right on the lead at the gun, with Michael Stember back in fifth. During the last lap, Pacheco, who seems to consider any event in spikes, qualifying or not, one to race in, taking the event at 4:13.72, with Stember well aware of the qualifying formula here, with the top three to move on, 4:14.26 in second, and Strahan 4:14.69 in third qualifying.

Heat 2 had North Bakersfield's Chad Schmidt lead through 63.3 and 2:08.5 splits, with Mike Blair, who runs with a head roll, taking over at the gun at 3:13.9. A half-dozen had a good amount left, racing close to 60 seconds for the final lap, with Blair (4:13.48), Larry Henderson 4:13.85, Garrett Jensen (4:13.99), Antonio Arce (4:14.07), Alex Teekel (4:14.13), and Micheil Jones (4:15.20) all moving on to Saturday's finals.

Heat 1: 1Q. Pacheco 4:13.72, 2Q. Stember 4:14.26, 3Q. Strahan 4:14.69, 4. Jon Genant (12) Branson 4:15.58, 5. Steve Hansen (12) Napa 4:15.94, 6. Aaron Gillen (11) Yreka 4:16.79, 7. Rose Dammann (12) University/SD 4:19.17, 8. Daniel Sikirc, Leland 4:19.90, 9. Amerigo Rossi, Harbor 4:21.03, 10. Mike Wojciechowski (11) Clayton Vly 4:23.70, 11. Manuel Lopez (10) Belmont 4:32.10, 12. Jacob Elkins (11) Bullard

# CIF/Toyota ■ California State Meet

4:37.68, Erik Larson (11) Pacific Palisades DNF. Heat 2: 1Q. Blair 4:13.48, 2Q. Henderson 4:13.85, 3Q. Jensen 4:13.99, 4Q. Arce 4:14.07, 5Q. Teekel 4:14.13, 6Q. Jones 4:15.20, 7. Gregg Nett (12) Mt. Carmel 4:17.53, 8. Chad Schmidt (11) N. Blvd 4:18.57, 9. Jonathon Lee (12) Bishop Montgomery 4:19.13, 10. Yonathan Asmeron (12) McAleer 4:19.37, 11. Enrique Torres. Silver Creek 4:20.60, 12. Richard Martinez (12) Garfield 4:27.36, 13. Matt Gonzalez. Centennial 4:34.74, 14. Jesus Enriquez (11) Skyline 4:34.81.

## FINALS:

There have been a number of efforts in the California State Meet Mile/1600m that stand out in people's minds. From Dennis Carr's 4:08.7 win in the slow heat from 1962 to Mehbratom Keflezighi's 4:07.67 front end of a 1600-3200m (8:58.11) double win last year, the four lap event with its blend of tactics, talent, and conditioning has had a number of individuals that will be remembered in a very special way. The race is long enough to savor, with the ability of seventeen and eighteen year olds to run a pace so close to 60 seconds for the entire four laps something to sit back and admire greatly. The 1995 event will be one of those long remembered.

The head-rolling Blair led through 29.5 (200m) and 61.6 (400m) posts, with Brett Strahan taking over at 1:33.3 (600m) and 2:06.0 (800m) splits. The pace had not shaken anyone really through 2:37.6 at the 1000m point, at which time Michael Stember had simply had enough. Rocketing around the pack into the lead, Stember raced the next 200, through the 1200m point, at 28.0 (1200m 3:05.6), then continued to accelerate through the 1400m point at 3:33.8 (28.2 for the last half lap—56.2 in the middle of a high school 1600m!!!). The amazing Jesuit eleventh grader continued to power in, with an unpressed 30.2 for the final 200m on the way to a 4:04.00 win. The final 600m had taken 1:26.4 for the winner, with a 1:57.2 final 800m. The rocket acceleration away from the field by Stember in the middle of a state-finals quality event will be riveted in the minds of all who witnessed it forever, distance fan or not. In addition to the impressive manner in which it was accomplished, historically it was very significant as the fastest prep 1600m/mile time recorded in the nation since 1987!

Admiration has to go to athletes such as Brandon Pacheco, who finished second at 4:08.59, and

Larry Henderson, third at 4:09.58, who had to overcome the sense of the race being ripped away from them during that third lap, to record personal bests. Stember's time converts to the equivalent of the State Meet Record of 4:05.4 for a full mile set by Mark Schilling back in 1972 (I) on Oroville High School's dirt track. The multi-sport Jesuit star who stuck with running his eleventh grade year had it pay off in fine style. Now let's just hope he does not go out and sprain an ankle as a Varsity Cheerleader his twelfth grade year!

## FINAL RESULTS

National Record:	3:58.30 Jim Ryan (Wichita, KS) 1965.
State Meet:	4:05.4/mile Mark Schilling (Garden Grove) 1972 & 4:04.00/1600m Michael Stember (Jesuit) 1995.
1.	Michael Stember (11) Jesuit 4:04.00
2.	Brandon Pacheco (12) Brethren 4:08.59
3.	Larry Henderson (11) Mir Mesa 4:09.58
4.	Mike Blair (12) Napa 4:10.91
5.	Michelle Jones (11) Livermore 4:11.94
6.	Antonio Arce (12) Palmdale 4:12.71
7.	Garrett Jensen (12) Sunny Hills 4:16.53
8.	Alex Teekel (12) O'Dowd 4:18.00
9.	Brett Strahan (12) Hart 4:18.91

## ■ 3200 Meters

Over 3200m, Jeff McLarty out much of the season with injury, easily topped a good area group at 9:01.00 in the Section Finals for



JASON BALKMAN—3200m

Photo by Bill Cockerham

the State's fastest time of the year. Steve Immel 9:05.8, 1994 runner-up Antonio Arce 9:08.29, Jeff Fischer 9:08.13, Adalberto Sanchez 9:08.68, and improved Phil Gonzalez 9:09.00 led the chase. 1994 Western Regional and State Division I Cross Country champion, Jason Balkman 9:12.54 has stayed fairly low-key this spring, but is a tremendous threat at the end of the season, with Michael Stember nothing to lose here when doubling back after Saturday's 1600m.

Near the end of a great State Finals, the huge 27 member 3200m field took off, with a casual 69.7 and 2:20.2 first 800 losing no one, but Adalberto Sanchez jumped into the lead at that point and accelerated to 67.3 for the third lap (3:27.5 1200), which spread the field quickly. Jeff McLarty had moved up close by the 1600m (4:36.2), with Jeff Fischer and Jason Balkman close behind. David McQuitty joined the front pack through 5:44.8 and 6:55.1 segments, with the Grossmont junior taking the lead at the start of the sixth lap. At 8:03.4 with one lap to go, it was Balkman who had the biggest finish, charging right at 60.0 for the final go-round, winning at 9:05.31. Jason is Stanford-bound, with the multi-faceted star a sure hit at the college level, if he can give training its due time.

## FINAL RESULTS

National Record:	8:41.5 Steve Prefontaine (Marshfield, Coos Bay, OR) 1969.
State Meet:	8:44.9 Eric Hulst (Laguna Beach) 1976.
1.	Jason Balkman (12) Lynbrook 9:05.31
2.	Jim McLarty (12) Ayala 9:07.79
3.	Dave McQuitty (11) Grossmont 9:10.44
4.	Adalberto Sanchez (12) CapVly 9:11.90
5.	Antonio Arce (12) Palmdale 9:13.98
6.	Michael Stember (11) Jesuit 9:14.02
7.	Phil Gonzalez (12) Cresc Vly 9:15.77
8.	Rey Sanchez (12) Delano 9:18.62
9.	Gabe Szody (12) Foothill/NO 9:18.83
10.	Jeff Fisher (12) Thousand Oaks 9:19.31
11.	Bolota Asmeron (11) McAteer 9:24.35
12.	Jim Nelson (11) Napa 9:25.06
13.	Zach Barrett (12) Santa Rosa 9:26.68
14.	Richard Martinez (12) Garfield 9:27.92
15.	Justin Buenrostro (12) Stagg 9:28.32
16.	Tom Becker, Bellamine 9:30.59
17.	Steve Immel (12) Livermore 9:32.23
18.	Trevor Sybert (12) Vista 9:32.71
19.	Michael Kasahan (10) Fresno 9:34.84
20.	Keith Kennedy (12) S Leandro 9:36.39
21.	Peter Gilmore (12) Pacific Palisades 9:37.83
22.	Noel Nelson (10) Redwood 9:42.53
23.	Jesse Robinette, El Camino 9:46.01
24.	Eddie Sanchez (11) Garfield 9:48.32
25.	Shilo Glass (12) Ramona 9:49.18
26.	Senal Kidane (12) Skyline 10:12.64
	Michelle Jones (11) Livermore DNR



JOVESA NAIVALU—110mHH

Photo by Bill Cockerham

## ■ 110 Meter High Hurdles

In the Boys High Hurdles, Jake Kuritz took over the state lead a week previous with a 14.17 San Diego Finals clocking, with Chey Walker 14.22 having the State's best "big-meet" record of wins. Steve Forte 14.25 was a finalist last year, with soph Dominique DeGrammont 14.34, Dan Nord 14.36, and Jovesa Naivalu 14.38 good seasons in the event.

Southern Sectioners Kenyon Rambo (14.29w +2.41) and Dominique DeGrammont (14.38w) moved past quick starting Jake Kuritz (14.44w) in Heat 1 of the Friday State Prelims. Heat 2 had one of the meet's tragedies, as Chey Walker blasted hurdle four while leading comfortably, finishing in a non-qualifying 7th after qualifiers Jackie Jenkins 14.30w (+2.72) and Jovesa Naivalu (14.37w). Heat 3 had four qualifiers, with Chris McAlister and Steve Forte battling early before Dan Nord came on late to win 14.28w (+2.77) over Forte 14.35w, Mark Roman (Central, Fresno) (14.50w) and Eric Patterson (14.51w).

Heat 1 (w +2.41): 1Q. Rambo 14.29, 2Q. DeGrammont 14.38, 3Q. Kuritz 14.44 (places 4-9 not available). Heat 2 (w +2.72): 1Q. Jenkins 14.30, 2Q. Naivalu 14.37, 3. Norman Woods (12) Del Campo 14.62, 4.

Marcus Williams (11) Berkeley 14.63, 5. Jason Navarre (12) Orange Glen 14.80, 6. Jake Brazie (12) Yreka 14.64, 7. Chey Walker (12) W. Covina 16.73, Kabeer Smith (12) Crenshaw DNF, Tyrone Allen (12) Oakland DNF. **Heat 3 (w +2.77):** 1Q. Nord 14.28, 2Q. Forte 14.35, 3Q. Roman 14.50, 4Q. Patterson 14.51, 5. Chris McAlister (12) Pasadena 14.63, 6. Chris Barnsdale (11) Montgomery 14.64, 7. Ryan Jones (12) No Hollywood 14.76, 8. Alphonso Myers (12) Vallejo 14.84, 9. Donte Joseph (10) Pinole Vly 15.15.

### FINALS:

In the Finals Steve Forte had a false start and was disqualified. Kenyon Rambo, out of lane 6, had a special start, with fellow soph DeGrammont (lane 8) closing strongly as did Naivalu (lane 3), with The Central Coast star Naivalu getting the nod by .01 at 14.33-14.34 over Rambo.

### FINAL RESULTS

**National Record:** 12.9 Renaldo Nehemiah (Scotch Plains, Fanwood, NJ) 1977. **State Meet:** 13.41 Steve Kerho (Mission Viejo) 1982.

- |                                    |       |
|------------------------------------|-------|
| 1. Jovesa Naivalu, Fremont         | 14.33 |
| 2. Kenyon Rambo (10) LB Poly       | 14.34 |
| 3. Jackie Jenkins (12) Golden West | 14.39 |
| 4. Dominig DeGrammont (10) Tus     | 14.42 |
| 5. Dan Nord, Los Altos             | 14.46 |
| 6. Mark Roman (11) Central         | 14.78 |
| 7. Eric Patterson (11) LB Poly     | 14.79 |
| 8. Jake Kurtz (11) Torrey Pines    | 14.89 |
| Steve Forte (12) El Camino         | DNF   |

## ■ 300 Meter Intermediate Hurdles

In the 300m Intermediate Hurdles, Mickey Grimes exploded to a 36.59 the previous week (nation's #3 clocking among preps). Felix Sanchez was 36.84 in his area qualifier, with Kenyon Rambo a national soph record with his 37.18 from two weeks previous. Chey Walker 37.44, Makio Haywood 37.50 (with some points here mightily helping the Muir team cause), and Brian Fall Diego) 37.47 were others among the nation's top twenty here.

Heat 1 had Mickey Grimes promptly hit the first hurdle, but the Southern Section star with a stride and body control perfectly suited to this event quickly recovering and going on to win at 37.25 over fellow qualifiers Makio Haywood 37.77, Bernard Ellis 38.46, and Jake Kurtz 38.50. Felix Sanchez, another athlete seemingly made for this event, looked great during a 36.82 run that left qualifiers Chey Walker 37.76 and Ja-



**MICKY GRIMES--300mH**

Photo by Bill Cockerham

son Lewis 38.21 far behind. Super soph Kenyon Rambo looked solid in taking Heat 3 at 37.72 with Brian Fell also moving on at 38.18.

**Heat 1:** 1Q. Grimes 37.25, 2Q. Haywood 37.77, 3Q. Ellis 38.46, 4Q. Kurtz 38.50, 5. Len zie Jackson, Milpitas 39.79, 6. Glen Valdez (11) Stockdale 39.99, 7. Chris Lackey (12) Nevada Union 40.39, 8. Marco Jackson (12) Chico 40.57, 9. Andre Rutledge (11) Encinal 42.62. **Heat 2:** 1Q. Sanchez 36.82, 2Q. Walker 37.76, 3Q. Lewis 38.21, 4. Chris Barnsdale (11) Montgomery 38.89, 5. Jovesa Naivalu, Fremont 39.35, 6. Aaron Hill (12) DeAnza 39.51, 7. Kenny Moore (11) Taft 39.53, 8. Tyrone Allen (12) Oakland 39.85, 9. Norman Woods (12) Del Campo 40.94. **Heat 3:** 1Q. Rambo 37.72, 2Q. Fell 38.18, 3. Ryan Jones (12) No Hollywood 38.59, 4. Eric Stewart (12) Buena 38.74, 5. Jackie Jenkins (12) Golden West 38.86, 6. John Young, St. Ignatius 39.51, 7. Bryan Click (12) Logan 39.58, 8. Maurice Byrd (12) McAteer 40.03, Harold Wilson (11) Vallejo DQ.

### FINALS:

The Finals was an interesting event. Rambo, out of lane 4, fell early and was out of the contest. Sanchez could not settle into a comfortable step pattern and hit a couple of the hurdles in the first 200 meters that threw off his rhythm. Chey Walker was on a mission after his Prelims High Hurdle Fall and was running strongly, but it was Grimes, again putting together a solid effort that included the ability to adjust nicely

coming up to a hurdle, the winner by two meters over Walker 36.83-37.11. There will be some good college hurdlers out of this group.

### FINAL RESULTS

**National Record:** 35.32 George Porter (Cabrillo, Lompoc) 1985. **State Meet:** 35.50 George Porter (Cabrillo, Lompoc) 1985.

1. Mickey Grimes (12) Cyn Springs	36.83
2. Chey Walker (12) W Covina	37.11
3. Felix Sanchez (12) Univ City	37.30
4. Jason Lewis (12) Fairfax	37.70
5. Makio Haywood (10) Muir	37.71
6. Brian Fell (12) Rancho Bernardo	38.28
7. Jake Kurtz (11) Torrey Pines	38.87
8. Bernard Ellis (12) Crenshaw	39.32
Kenyon Rambo (10) LBCh Poly	DNF

## ■ 400 Meter Relay

Everybody was running very fast all of a sudden in the 4x100, with thirteen teams under 41.85 in Section action. With only the winner from each heat assured a spot in the Finals, there were many teams "going for broke," for a Saturday lane, with corresponding thrills and spills as they battled in the Heats. Team favorite Muir (Pasadena-SS) ran 41.18 in winning the big Arcadia showdown, with Morse (San Diego) taking defending champion El Camino (Oceanside-SD), bothered early on with injuries, in a quick 41.22-41.30 Section Finals race. Bakersfield (CE) had flawless baton work in a 41.24 Section win, with Grant (Sacramento) 41.48 in the Sac Joaquin contest. Skyline (Oakland) 41.25 and Berkeley (NC) 41.29 were very dangerous during the regular season.

McAteer, bolstered by Felton Charles, surprised with a 41.40 Heat 1 win over Serra (Gardena) 41.95 and Muir 41.97, with the favored Mustangs not like State Champions at this juncture. Berkeley was 41.45 to win Heat 2 over Bakersfield 41.50, University City (San Diego) 42.05, and Fontana 42.10. Skyline blasted 40.99 out of Heat 9, where they never saw anyone, winning by a full second over El Camino (Oceanside) 41.99.

**Heat 1:** 1Q. McAteer 41.40, 2Q. Serra 41.95, 3Q. Muir 41.97, 4. Cleveland 42.20, 5. Morse 42.33, 6. Edison/CE 43.18, 7. Alhambra 46.44, Kennedy & Aragon DNF. **Heat 2:** 1Q. Berkeley 41.45, 2Q. Bakersfield 41.50, 3Q. University City 42.05, 4Q. Fontana 42.10, 5. Manual Arts 42.15, 6. Grant/SJ 42.34, 7. Pleasant Valley 43.43, 8. Amador 44.83, Seaside DQ. **Heat 3:** 1Q. Skyline 40.99, 2Q. El Camino 41.99, 3. Long Beach Poly 42.17, 4. Harvard, Westlake

42.36, 5. South Bakersfield 43.35, 6. Kennedy, Fremont 44.63, Milpitas DQ, Westchester DQ, Bear Creek DNF

### FINALS:

In Saturday's second race (following the exciting Girls short relay) the buzz was over where Muir, out in Lane 8 with the sixth fastest qualifying time, would place. Skyline was once again flat out gone, with a 40.78 win that showed it is possible to run fast in this event without great sprinters (Skyline's different sprint entrants ran 10.96w (100m) and 21.99w 200m on Friday). A talented Bakersfield group raced a seasonal best 41.09 in second, with Obea Moore finishing well for Muir, third at 41.36. Berkeley at 4th in 41.50 finished a fine spring season. Muir had a good start at the title, with the 40.78 equalling the quickest time ever run to win this meet by Muir in 1987.

### FINAL RESULTS

**National Record:** 39.9 Austin Jasper HS, Texas 1991. **State Meet:** 40.24 Hawthorne 1989.

- |                               |       |
|-------------------------------|-------|
| 1. Skyline, Oakland           | 40.78 |
| 2. Bakersfield                | 41.09 |
| 3. Muir                       | 41.36 |
| 4. Berkeley                   | 41.50 |
| 5. El Camino, Oceanside       | 41.84 |
| 6. Serra, Gardena             | 41.87 |
| 7. University City, San Diego | 41.96 |
| 8. Fontana                    | 41.22 |
| McAteer, San Francisco        | DNF   |

## ■ 1600 Meter Relay

Muir added frosh Sultan McCullough to the 4x400 group recently, with Obea Moore flying sub-46.0 anchors for a Mustangs best of 3:12.44 a week previous (#2 nation-for your info Willowridge, Sugar Land, Tx had the fastest in the land at 3:11.02). University City (San Diego) (3:15.48), Morningside (Inglewood-SS) 3:15.85, and Banning (Wilmington-LA) 3:16.92 appeared to be capable of leading the chase after team favorite Muir.

Prelims Heat 1 had University City (San Diego) finish with Felix Sanchez (48.2) and Vince Williams (47.2) at 3:16.36, with Wayne Armour closing strongly for Bakersfield 3:18.32 for the other qualifier here. Muir was 3:15.70 with Moore 46.5 on the anchor in Heat 2, with San Diego 3:18.44 and Berkeley 3:19.02 moving on from that contest. Steady Morningside (Inglewood) was 3:15.96 in Heat 3, with Morse (San Diego) 3:16.77, Ser-

# CIF/Toyota ■ California State Meet

ra (Gardena) 3:18.73, and Valley (Sacramento) 3:18.95 also qualifying.

Heat 1: 1Q. University City 3:16.36, 2Q. Bakersfield 3:18.32, 3. McAteer 3:19.32, 4. Barstow 3:18.32, 5. St. Mary's 3:21.59, 6. McClymonds 3:21.98, 7. Bear Creek 3:25.32, 8. Del Mar 3:26.62. Crenshaw DQ. Heat 2: 1Q. Muir 3:15.70, 2Q. San Diego 3:18.44, 3Q. Berkeley 3:19.02, 4. Banning 3:20.15, 5. Long Beach Poly 3:20.90, 6. Golden Valley 3:23.50, 7. Homestead 3:26.67, 8. San Marin 3:29.68, 9. Golden West 3:29.73. Heat 3: 1Q. Morningside 3:15.96, 2Q. Morse 3:16.77, 3Q. Serra 3:18.73, 4Q. Valley 3:18.95, places 5-9 not available.

## FINALS:

The Finals was a replay of early April's Arcadia/Foot Locker event. Morningside was out through 48.7-47.9 and 48.6 splits, with Obea Moore back some 20 meters after 49.7 (Joachim Gray), 48.2 (Makio Haywood), and 49.8 (Shaheed McCullough) legs. With the same determination that capped the ESPN Scholastic Sports America coverage of the Arcadia/Foot Locker Meet, Moore set out in immediate chase, not really making a significant dent until a move just inside 150 meters, where once had the sense nothing was going to stop Obea from moving in for the kill. With each stride down the home-stretch the talented soph moved closer, finally edging by in the final 10 meters with his 45.5 split to win for Muir 3:13.08-3:13.30. It was a classic close to a great meet, with Muir the team title winners led by Moore's heroics.

## FINAL RESULTS

National record:	3:07.40 Hawthorne 1985.
State Meet:	3:08.94 Berkeley 1981.
1. Muir	3:13.08
(Gray 49.7, Haywood 48.2, McCullough, 49.8, Moore 45.4)	
2. Morningside	3:13.30
3. Morse, San Diego	3:16.27
4. Berkeley	3:16.65
5. Valley, Sacramento	3:16.81
6. University City, San Diego	3:18.36
7. Serra, San Diego	3:18.96
8. Bakersfield	3:21.47
9. San Diego	3:21.72

## ■ High Jump

In the Boys High Jump, Michael Wilkins took Pat Leonard on misses at 7-00.25 in a big early May Northern California showdown, with David Larsen also over 7-0 this spring, and two-time State Finalist Jon Roby 6-11.75 early this year on this facility in an all-comers.

In Qualifying on Friday, five

were over 6-07 (Wilkins, Dale Fowle, Larsen, Saleem Mahdi, and Roby) with four of the next six who were 6-06 (Leonard, Brandon Zeidler, Marty Brossett, and Steve Sherwood) on that day moving into the Finals. Sherwood had to "jump-off" with Chris Ferreira (Oak Ridge, El Dorado Hills) for the last Finals position.

Preliminaries: 1. Wilkins 6-7, 2. Fowle 6-7, 3. Larsen 6-7, 4. Mahdi 6-7, 5. Roby 6-7, 6. Leonard 6-6, 7. Ziedler 6-6, 8. Brossett 6-6, 9. Sherwood 6-6, 10. Chris Ferreira (Oak Ridge) 6-6. Others: Bill Decker (12) Grace Davis, Broaderick Jones (11) Vallejo at 6-6; Jeff Twining (10) San Dieguito, Jim McKinsey (12) Monache, Jeff Polsson (11) Card Newman, Kevin Wilkinson (11) Arroyo Grande, Clinte Motley (10) Alta Loma & E. Neumann, Wilcox at 6-4; Ryan Mitchell (11) Sweetwater & Todd Browning (12) El Capitlan at 6-2. No marks: Jon Giedhill (12) Reseda; Todd Weller, Aragon; Maurice Byrd (12) McAteer & Bobby Frick (12) Redwood.



MICHAEL WILKINS-HJ

Photo by Bill Cockerham

## FINALS:

With Saturday's running event Finals starting at 4:00 p.m. and events like the High Jump at 3:00 p.m., it is one of the few times that this event area receives serious attention, except when a lone jumper is left at a record height. One can actually track a field

event as it progresses!

The Finals started at 6-04, with Roby, Larsen, and Wilkins passing and everyone but Fowle over on their first try, with the Saugus star needing two attempts. Sherwood could not get over 6-06 on this day, and was ninth. Zeidler, Leonard, and Mahdi needed two attempts at that 6-06 height, with everyone else sailing over on their first try. Brossett, Roby, and Larsen continued through 6-08 clearances with no misses on their records. Wilkins was over 6-08 on his second trial, with Leonard on his third, and Zeidler and Mahdi (duo tied for seventh) not successful in three attempts there. Six remained in a 6-09, with Brossett passing at that height. Leonard, Roby, and Wilkins sailed over on their first trials, with Larsen taking two attempts and Fowle finishing sixth off his 6-08 success. At 6-10 Brossett's strategy failed, as he missed three times (finishing 5th), as did Leonard (4th) and Roby (3rd), with Larsen and Wilkins, the latter seeming about a foot over his head and with impressive pop at this time, both over on their first trials.

At 6-11 the action heated up, with both continuing their first attempt clearances, having between them two total misses up to this height. At 7-0 Wilkins sailed over on his first trial, with Wilkins needing two attempts. At 7-01 neither was successful, with the Cal Poly/SLO bound Wilkins winning on misses.

## FINAL RESULTS

National Record:	7-05.25 Dothel Edwards (Cedar Shoals, Athens, GA) 1984. State Meet: 7-03.25 Lee Balkin (Glendale) 1979.
1. Michael Wilkins (Red Bluff)	7-0
2. David Larsen (Stockdale)	7-0
3. John Roby (Corcoran)	6-9
4. Pat Leonard (Piner)	6-9
5. Marty Brossett (So. Torrance)	6-8
6. Dale Fowle (Saugus)	6-8
7. Brendon Ziedler (Bellamine)	6-6
(tie) Saleem Mahdi (Pittsburg)	6-6
9. Steve Sherwood (Esperanza)	6-4

## ■ Pole Vault

In the Boys Pole Vault, the San Diego Section trio of Mike Brown 15-10, Dan Shimooka 15-9, and much improved Matt Poirer 15-9 were all formidable jumpers. The Central Coast Section had Mike Haldezos, Kiet Vong and Scott Wenholz all over 15-6 this year. Steve Michels had cleared 15-9 this spring, with Jason Spotts 15-04.

Of the eight above mentioned, Vong (who waited until 14-04 and no-heighted) and Spotts (who could get over only that 14-04 height in the Prelims), were the only who did not qualify for the Finals, with Pete Kovacs, Logan Nichols, and Bevan Hart (all at 15-0) moving on with the first paragaphers to Saturday's


Preliminaries: Qualifiers at 15-0. Kovacs, Nichols, Hart, Shimooka, Wenholz, Haldezos, Brown, Poirer, at 14-8 Michels. Non-qualifiers: 14-8 Nick Paramo (11) Lemore, 14-4 Josh Morton (12) Sonora, Jason Spotts (12) No Bkld; 14-0 Casey Gregory (12) Bella Vista, Sven Northcott (12) Marina; 13-8 Armando Duran (12) Norte Vista; 13-4 Jon Chang (12) Mission San Jose, Edward Nghiem (12) Birmingham; Mark Unquetá (9) Lemore. No Height: Calvin Chantry (12) McAteer, Tony Moore (11) Castro Valley, Brian Acevedo (12) Belmont, Joe Michels (11) Granada Hills, Ben Potter (12) West Valley, Django Heckler (11) Terra Linda, Cody Metzger (11) Liberty, Kiet Vong, Mt. Pleasant

## Finals.

The inclusion of the Girls Pole Vault had the Boys starting at 1:00 p.m. on Friday in qualifying, fully three hours before any of the other meet's action, with a Saturday Finals start at 1:30 p.m., an hour and a half before the other events.


The Girls start at 4:30 p.m. on Saturday tied in nicely to Melissa Price's "prime time" American Record clearance, with some consideration to bringing the two events closer time-wise in Friday's Prelims action.

Anyway, on Saturday, with the facility to themselves early-on, the Boys group started off at 13-08, with all except Kovacs passing, and it taking two attempts for the El Modena senior to get over. At 14-02, Michels, Poirer, and Hart were first-attempt clearances, with Nichols on his second and Kovacs his third—all others still passed. Everyone in the field cleared 14-08, with Brown and Shimooka over on their first attempts of the entire competition. Michels, Nichols, Kovacs, and Hart were first attempt "makes" at that height, with Poirer and Wenholz on their second, and Haldezos on his third. At 15-02 Kovacs went out, with Wenholz taking three tries to clear, and Michels, Hart, Shimooka, and Haldezos two, with the unscathed Brown over on his first attempt there as were Poirer and Nichols. 15-06 would eliminate half the field that was left, with Michels, Nichols, Shimooka, and Haldezos out at that height. Nich



**MIKE BROWN—PV**

Photo by Bill Cockerham



**CLARENCE SCOTT—LJ**

Photo by Bill Cockerham



**MICHAEL TURNER—TJ**

Photo by Bill Cockerham

ols would place 5th and Shimooka 6th.

Wenholz and Brown were over on their first trial, with Hart on his second, and Poirier his third. At 15-10 Brown sailed over again (four vaults—four clearances along the way), with Wenholz placing second as he went out, Hart third, and Poirier fourth. The Notre Dame-bound Brown had a lot left, sailing over 16-01.25 on his second attempt, then appearing to get at least a couple of feet extension off the end of his pole during a 16-04 first attempt clearance that featured a wild celebration. The Torrey Pines senior had the crowd's attention as he made three attempts at 16-07, finishing off an interesting first year for many new rules in the event.

Where the vault will go in the future will be interesting. Safety and pole-weight requirements have focused much more attention on this event area, with some parts of the state deciding to just punt totally on this phase of the track and field program with expenses and lack of coaching expertise. There may be a "settling in period" with the body weight/pole weight requirement, but with results the initial year as an indicator, with the fewest "quality height" vaulters returning in state history for 1996, there is certainly a period of big adjustment.

#### FINAL RESULTS

National Record: 17-09.5 Joe Dial (Marlow, OK) 1981. State Meet: 17-00.5 Anthony Curran (Crespi) 1978.

1. Mike Brown (12) Torrey Pines 16-4
2. Scott Wenholz, Gilroy 15-6
3. Bevan Hart (12) Christian Bros. 15-6

4. Matt Poirier (12) Mt. Carmel 15-6
5. Logan Nichols (12) Arroyo Gr 15-2
6. Dan Shimooka (12) San Pasq 15-2
7. Steve Michels (11) Brethren 15-2
8. Mike Haldezos, Mills 15-2
9. Pete Kovacs (12) El Modena 14-8

## ■ Long Jump

In the Boys Long Jump, Clarence Scott exploded two weeks previous to the nation's best 1995 prep jump, a 25-04.5 effort, with a good seasonal record. Ron Stewart 24-06w (23-06.25), Jeff Nord 24-02.5w (23-11), and Ronnie Jenkins 24-01 were others who have been out over 24-00.

The Southern half of the state had the first five places out of qualifying, with Clarence Scott 23-09.5w (+19.29—yes, that's what the wind gauge said, which would be something over 40 miles per hour—how did he manage to not foul?!), San Diego champ Majaliwa McKeaver 23-06.25 (+1.34), Ronnie Jenkins 23-03.5 (+1.55), Ronald Stewart (23-01.5 (0), and Patrick Kooba 23-00.5 (+1.30) followed, with Northerners Unterio Henley 22-11.5w (+3.51), Chris Ferreira 22-11.5w (+16.53 35 miles per hour????), and Jeff Nord 22-11 (+0.96) filling out the field. The adrenaline and slightly inconsistent winds are cranking in Friday's prelims, with the lesser qualified jumpers in the Prelims (last eight listed) having numerous fouls, with one athlete no fair jumps, and two others two of three efforts as fouls.

Preliminaries: 1Q. Scott 23-9 1/2, 2Q.

McKeaver 23-8, 3Q. Devine 23-6 1/4, 4Q. Jenkins 23-3 1/2, 5Q. Stewart 23-1 1/2, 6Q. Kooba 23-0 1/2, 7Q. Henley 22-11 1/2, 8Q. Ferreira 22-11 1/2, 9Q. Nord 22-11. Non-qualifiers: Django Heckler (11) Terra Linda 19-3 1/4, Bailey Grant (12) Oakland 20-5, Brett Hansen (11) Caruthers 17-2 1/2, Kobie Roberts (12) McAteer 19-4 1/4, Lars Ewing (12) Clear Lake 20-11, Temarri Limbrick (12) Muir 22-1 1/2, Dwayne Ross (11) Scripps Ranch, Yanis Grayer (10) Castle Park 21-9 1/4, Kevin Oates (12) Castro Valley 20-9 3/4, Dominic Martinho (12) Tulare Western 22-5 1/2, Patrick McCall (10) Long Beach Poly 22-3 3/4, Steve Williams (12) San Fernando 21-7 1/2, Peter Slater (11) Pleasant Valley 22-8 1/2, Terrance Davis (12) Bear Creek 21-11 1/2, Jojo Wright, Silver Creek 22-8, Jim McGee (11) Sacramento 22-3. No marks: Glen Ecaine, Milpitas & Howard Moore (11) DeLaSalle.

#### FINALS:

In one of Saturday's early field events (3:00 p.m. start), Clarence Scott ended the suspense early, with the quick, slight, and thin jumper sailing out to 24-06.75w (+3.47) on his first jump, fully a foot and a half farther than anyone else managed. (Jimmy Devine 23-00.5 +1.71) the first go-round, with three of nine jumpers fouling that first trial. Devine improved to 23-08.75 (-1.83) on his second jump, with Scott sailing out to 24-07.75 (+1.92) on his second effort, the eventual winner. Jeff Nord was 22-11.75 (-0.54) on his third jump, with Majaliwa McKeaver 22-11.5w (+2.17) along the way for third and fourth, respectively. Scott went for broke after his first two jumps, having three fouls and a 24-05.5 (+0.97) to finish the day.

Winds swirled, ranging from a couple of meters per second in the athlete's faces to as much as four meters aiding, making step patterns difficult, with one wondering how many of these athletes are used to two consecutive days of serious jumping (and other preliminary Friday action) prior to Saturday's Finals jumping.

#### FINAL RESULTS

National & State Meet Record: 26-04.75 James Stallworth (Tulare) 1989.

1. Clarence Scott (11) Fremont 24-7 3/4
2. Jimmy Devine (12) Ramona 23-8 3/4
3. Jeff Nord, Los Altos 22-11 3/4
4. Majaliwa McKeaver (12) Ram 22-11 1/2
5. Ronald Stewart (12) Gardena 22-8 3/4
6. Patrick Kooba (12) Glendora 22-8 1/2
7. Ronnie Jenkins (11) Hueneme 22-2 1/2
8. Chris Ferreira (12) Oak Ridge 20-10
9. Unterio Henley (12) Bullard 20-5 1/4

## ■ Triple Jump

In the Boys Triple Jump, Steve Williams shocked with his big improvement out to 49-1 in the L.A. City Meet. Tye Anderson 48-11.75, Gerald Williams 48-11, Rasheed Abdullah 48-09.5, Dan Nord 49-10w/48-01, Ron Stewart 48-06, Reggie Cury 48-08.5w/48-00.75, Mike Turner 50-0.5w/48-06, and Peter Slater 48-07w/47-11.5 would make this a good event.

In a model of consistency, the last seven athletes listed in the program (top seven marks out of Section competitions held under quite varying sites all around the state), qualified on to the Finals, joined by two others up the list. Derrick Evans, parking Muir team titlist fans' interest, led, with early season national leader Michael Turner second. The winds were consistently aiding in Friday's qualifying, having settled down by the evening 6:30 p.m. start, between one and three meters per second.

Preliminaries: 1Q. Evans 48-7 1/2, 2Q. Turner 28-7 1/4, 3Q. G. Williams 48-5 3/4, 4Q. Nord 48-1 1/2, 5Q. S. Williams 58-0 1/2, 6Q. Abdullah 47-9 1/4, 7Q. Anderson 47-7, 8Q. Friday 47-5 3/4, 9Q. Slater 47-4 1/2. Non-qualifiers: Gary Smith (12) Logan—no mark. Tyrone Allen (12) Oakland 45-1 1/2, Anthony Ratcliff (11) McAteer 45-1 3/4, Willy James (12) West Hills 42-6 3/4, Ryan Pearce (11) Bakersfield 44-6 3/4, Tezale Archie (12) Hoover 45-11 3/4, Ryan Mitchell (11) Sweetwater 44-6 3/4, Saleem Muhammad (10) DeLaSalle 44-8 1/4, Darren Bonney, North Salinas 44-4 1/2, James Bibbs, Overfelt 45-1 1/2, Chris Ferreira (12) Oak Ridge—no mark, Justin Cox (11) Rancho Buena Vista 46-7 3/4, Spencer Goss (12) Fairfield 43-5, Tim Smith (12) Coalinga



# CIF/Toyota ■ California State Meet

46-8 14, Ronald Stewart (12) Gardena 45-11 1/2, Scott Towne (11) St. Mary's 46-1 3/4, Reggie Curry 912) Tustin 47-3 1/2.

## FINALS:

Saturday's Finals competition was interesting. Michael Turner led by nearly a foot after the first jump (49-02w +2.58), with Rasheed Abdullah next at 48-02.5 (+1.76). Turner proceeded to pass his next five jumps, with Tye Anderson creeping up on second, with 48-03.75 (+.81 2nd jump) and 48-05w (+2.39 5th round), and Gerald Williams 48-03 (+1.47) jumping ahead of Abdullah into third on his third effort. Evans was 48-01.75 (+1.97) on his second jump, then had a pass and three fouls.

## FINAL RESULTS

National Record: 52-10.5 Charles Mayfield (Muir, Pasadena) 1980. State Meet: 52-04.75 Ken Frazier (Mission, SF) 1981.

1. Michael Turner (12) Morning 49-2
2. Tye Anderson (11) LBCh Poly 48-5
3. Gerald Williams (11) Lynwood 48-3
4. Rasheed Abdullah (12) Logan 48-2 1/2
5. Derrick Evans (11) Nuir 48-1 3/4
6. Steve Williams (12) San Fern 47-1
7. Peter Slater (11) Pleasant Vly 46-10
8. Dan Nord, Los Altos 46-9
9. Keith Friday (12) Dorsey 45-4

## ■ Shot Put

The Boys Shot Put has picked up greatly in quality over a year ago, with a half dozen likely to throw farther than last year's 58-11.5 winning toss. Matt Pentecost was 61-10.5 in Section action, with J.D. Martin a 61-07.75 season best. Billy Bush surprised with a 61-01.25 Sac Joaquin Section toss, with Jason Hammond 61-02 to take his area title. Jeremy Lingenfelter was 61-7 1/2 indoors (60-04.5 outside), with super-fresh Van Mounts 59-08 this year.

Some pretty good throwing for the 1990's had four athletes over 60-00 in Friday's Prelims, with impressive soph. Brian Chase, 61-02 (and 61-02 back-up) leader over Jeremy Lingenfelter 60-04.5, Matt Pentecost 60-03, and JD Martin 60-02. Seven were at 58-00 or better. 61-footer Billy Bush had three fouls.

Preliminaries: 1Q. Chase 61-2, 2Q. Lingenfelter 60-4 1/2, 3Q. Pentecost 60-3, 4Q. Martin 60-2, 5Q. Mounts 59-1 1/2, 6Q. Jones 58-0 1/2, 7Q. Mazzoni 58-0, 8Q. Hammond 57-7 1/2, 9Q. Baumer 56-11 3/4. Non-qualifiers: Joshua Grate (11) McAteer 42-7, Tabetti Lockhart (11) Fremont 45-11 1/2, Dion Gaston (12) Taft 46-2 1/2, Delmer Lydick (12) Ft. Bragg 47-6 1/2, Matt Seefeld (12) Marin Catholic 50-9, Gene Quijcho, Jefferson 53-0 1/2, Matt

Jones (12) No Hollywood 50-8, Michael Curry (12) Marshall 49-9 1/4, Tony Sotello (11) Ramona 52-3 3/4, Siua O'Reilly (12) Hemet 51-6 1/2, Tony Malautia (12) El Camino--no show, Aaron Towne (12) Corning 53-3 1/2, Donald Bautiste (12) Oceanside 49-10, Dave Spitz (12) Monte Vista 54-7 1/2, Aaron Lewis, St. Ignatius 51-6, John Davis (11) Long Bch Wilson 56-2 1/2, Clyde Sanders (12) Grant 56-1, Billy Bush (12) Downey--no mark.

## FINALS:

Come the Finals, veteran Matt Pentecost survived the weekend's up and downs emotionally (and physically) the best. Matt was 59-06.5, 60-08 and 62-03.75 on his first three throws. Lingenfelter was foul, foul, and 53-02.25 to not qualify for the Finals, with Chase 59-10 after the prelims and Martin 59-06. Frosh athlete Van Mounts, who will have to be all-universe football after he is through at Bakersfield HS, showed his aplomb with a 59-01 second toss. The only other 60-footing in the competition took place on final throws, with Martin improving to 60-07 to move into second, and Chase 60-03.5 for third. Pentecost was the winner with a seasonal best 62-03.75 throw. Now guess where Matt is going to College?

"Weight-ville USA" (better known as UCLA), with Pentecost an All-American lineman who should wander out to throw the Shot for Coach Art Venegas army of "super-throwers."

## FINAL RESULTS

National Record: 77-00 Michael Carter (Jefferson, Dallas, TX) 1979. State Meet: 74-04.75 Brent Noon (Fallbrook) 1990.

1. Matt Pentecost (12) Loyola 62-3 3/4
2. JD Martin (11) Madera 60-7
3. Brian Chase (10) CNewman 60-3 1/2
4. Van Mounts (9) Bakersfield 59-1
5. Jason Hammond (11) Fowler 58-4 1/2
6. Derek Baumer (12) Ponderosa 57-10 1/2
7. Chad Jones (12) Arroyo Gr 57-3 1/4
8. Mark Mazzoni, Bellamine 56-10 1/4
9. Jeremy Lingenfelter (12) Clar 53-2 1/4

## ■ Discus

The Men's Discus would be a very competitive event, with a number of athletes out over 180 feet. J.D. Martin 184-05 took the Central Section title, with Sepher Sharifi 185-10, Chad Jones 183-00, and Jason Bader 180-07 tough from the Southern Section. Billy Bush was best in the Section Meets with his 179-04 in the Sac Joaquin.

Only one athlete would put two throws out over 180 feet the entire weekend here. Chad Jones led qualifying at 178-00, with the last six athletes listed (top six marks

out of Section Meets) joined by improving Randy Hein, David Herrick, and Jason Hammond up the list of entrants.

Preliminaries: 1Q. Jones 178-0, 2Q. Bush 176-10, 3Q. Bader 173-1, 4Q. Hein 168-3, 5Q. Baumer 168-2, 6Q. Hammond 167-9, 7Q. Sharifi 166-4, 8Q. Mayhew 163-7, 9Q. Herrick 163-7. Non-qualifiers: Johnny Tolson (10) Banning--no mark, Joshua Grate (11) McAteer--no mark, Jeremy Mills (11) McKinleyville 146-10, Charles Slack, Los Altos 144-3, Victor Leyva (10) Monache 143-7, Aaron Lewis, St. Ignatius 152-3, Tooran Gilliam (10) San Diego 149-11, Matt Seefeld (12) Marin Catholic 160-1, Gavin Graham (12) Fallbrook 154-0, David Spitz (12) Monte Vista 144-5, Kyle Donovan (12) Washington 159-9, Mike Debertoli (12) Yreka 155-7, G. Hovey (11) Monte Vista 161-2, John Gagnon (11) Christian Brow. 160-0, JD Martin (11) Madera 160-7.

## FINALS:

Interestingly, the first five places were essentially settled on the first throw of the Finals. Chad Jones opened up at 182-05, and improved to 183-09 on his second toss, for the weekend's only 180 foot throws, to win. Randy Hein was 176-03 on his opener, a mark that held up for second, with Jason Hammond 176-00 (eventual third placer) on his first toss. Jason Bader had 171-01 on his first throw, then improved to 171-08 for fourth, with Derek Baumer 170-06 starting out, and a 170-09 final toss, for fifth.

## FINAL RESULTS

National Record: 224-03 Kamy Keshmiri (Reno, NV) 1987. State Meet: 203-4 Brian Blutreich (Capo Valley) 1985 & Rob Powell (Redwood) 1990.

1. Chad Jones (12) Arroyo Grande 183-9
2. Randy Hein (12) Dana Hills 176-3



MATT PENTECOST--SP

Photo by Bill Cockerham

3. Jason Hammond (11) Fowler 176-0
4. Jason Bader (12) Edison/SS 171-8
5. Derek Baumer (12) Ponderosa 170-9
6. Billy Bush (12) Downey 169-2
7. Sepher Sharifi (12) University 166-6
8. Jon Mayhew (11) Wilson 162-7
9. David Herrick (11) Mt. Carmel 139-8

## ■ Team Scores

1. Muir/SS 38
2. Dana Hills/SS 24
3. Morningside/SS 18
4. Long Beach Poly/SS 16
- West Bakersfield/CE 16
6. Brethren/SS 14
- James Logan/NC 14
8. University City/SD 13
9. Arroyo Grande/SS 12
- Bakersfield/CE 12
- Grant/SJ 12
12. Jesuit/SJ 11; 13. Canyon Springs/SS, Fremont/CC, Fremont/LA, Loyola/SS, Lynbrook/CC, Red Bluff/NO, Skyline/OK, Torrey Pines/SD 10; 21. Ayala/SS, Bell Gardens/SS, Berkeley/NC, Fowler/CE, Gilroy/CC, La Sierra/SS, Los Altos/CC, Madera/CE, Ramona/SS, Stockdale/CE, West Covina/SS 8; 32. Morse/SD 7; 33. Burroughs (Ridgecrest)/SS, Cardinal Newman/NC, Christian Bros./SJ, Corcoran/CE, Golden West/CE, Grossmont/SD, Lynwood/SS, Mira Mesa/SD 6; 41. Alta Loma/SS, Capistrano Valley/SS, Edison/SS, Fairfax/LA, Mt. Carmel/SD, Napa/SJ, Piner/NC, Ramona/SD, Tustin/SS, Golden Valley/SJ 4; 51. El Camino/SD, Palmdale/SS, Ponderosa/SJ 3; 54. Gardena/LA, Livermore/NC, Patrick Henry/SD, South Torrance/SS, St. Mary's/NC, Valley/SJ, Westchester/LA 2; 61. Bear Creek/SJ, Central/CE, Downey/SJ, Glendora/SS, Hesperia/SS, Rancho Bernardo/SD, San Fernando/LA, San Pasqual/SD, Saugus/SS, Serra/SS 1.



CHAD JONES--DT

Photo by Bill Cockerham

## GIRLS

### ■ 100 Meters

**HEAT ONE.** Senior Kelli White (James Logan, Union City, NC), the North Coast Section champion in 11.57, won heat one in 11.58 (+1.96). Sophomore Akiba McKinney (Monte Vista, SD), the San Diego Section champion in 11.84, placed second in 11.96. Freshman Miesha Withers (Morningside, SS), fifth in the Southern Section at 12.00 with a season best of 11.91, did not finish.

**HEAT TWO.** Senior Andrea Anderson (Long Beach Poly, SS), the Southern Section champion in 11.68 and number two in the nation at 11.50, won heat two in 11.47w (+2.27). Senior Krystal Walden (West Covina, SS), fourth in the Southern Section at 11.91 with a season best of 11.84, placed second in 11.71. Senior Jamara Stallworth (Grant, SJ), the Sac-Joaquin Section champion at 12.02, was third in 12.19.

**HEAT THREE.** Senior Lakeisha Backus (Wilson, Long Beach, SS), second in the Southern Section at 11.80 and the national leader at 11.47, won heat three in 11.48 (+1.89). Junior Jernae Wright (James Logan, Union City, NC), second in the North Coast Section at 12.07 with a season best of 11.73, placed second in 11.56. Senior Heather Sumpter (Muir, SS), third in the Southern Section at 11.81 with a season best of 11.61, was third in 11.65. Junior LaTroya Mucker (Hamilton, LA), second in the Los Angeles Section at 12.36, was fourth in 12.03.

**Heat 1 (w +1.96):** 1Q. White 11.58, 2Q. McKinney 11.96, 3. Charon Stewart (12) Beacon 12.22, 4. Bo Alade (9) Foothill/CE 12.25, 5. Aisha Wallace (12) Skyline 12.40, 6. Shalaura Brock (12) Birmingham 12.43, 7. Stephanie Chavez, Los Gatos 12.46, 8. Pilar Arroyo (11) Tracy 12.54, Miesha Withers (9) Morningside DNF. **Heat 2 (w +2.27):** 1Q. Anderson 11.47, 2Q. Walden 11.71, 3Q. Stallworth 12.19, 4. Janice Thomas (10) Dorsey 12.24, 5. Tiffany Freow (9) Morse 12.25, 6. Katie Jasmer (11) Anderson 12.50, 7. Amber Hutson (12) So Bkfld 12.58, 8. Maisha Maxwell (11) San Leandro 12.78, Sommer Washington, St. Ignatius DNF. **Heat 3 (w +1.89):** 1Q. Backus 11.48, 2Q. Wright 11.56, 3Q. Sumpter 11.65, 4Q. Mucker 12.03, 5. Dayshawnna Littleton (11) Morse 12.29, 6. Tiffani Battle (10) Armijo 12.35, 7. Ayonna Hendrix (12) Tulare Western 12.45, 8. Melissa Durkin, Woodside 12.50, Noretta Seals (10) Washington DQ.



**LAKEISHA BACKUS—100, 200**  
Photo by Bill Cockerham

### FINALS

Backus, the national leader at 11.47, won the final in 11.39w (+2.43). Wright placed second at 11.50. Anderson was third at 11.52. White was fourth at 11.56. Sumpter, the defending champion in 11.69, was fifth at 11.58. Walden was sixth at 11.71.

"It (the dropped baton in the 400 relay) was still in my mind in the 100. I just wasn't into it," White said to the Fremont Argus. "In the 200, it was back."

"The 100 was hard," White said to the *San Jose Mercury News*. "My mind wasn't into that race. I wasn't nervous. When I'm not nervous, I have a bad race."

### FINAL RESULTS

**National & State Meet Record:** 11.14  
Marion Jones (Thousand Oaks) 1992. (w +2.43)

1. Lakeisha Backus (12) LB Wilson 11.39
2. Jernae Wright (11) Logan 11.50
3. Andrea Anderson (12) LB Poly 11.52
4. Kelli White (12) Logan 11.56
5. Heather Sumpter (12) Muir 11.58
6. Krystal Walden (12) W Covina 11.73
7. Akiba McKinney (10) Mon Vista 11.97
8. LaTroya Mucker (11) Hamilton 12.07
9. Jamara Stallworth (12) Grant 12.27

### ■ 200 Meters

**HEAT ONE.** Senior Andrea Anderson (Long Beach Poly, SS), the Southern Section champion in 23.60 with a season best of 23.22w, won heat one in 23.73 (+1.75). Anderson is number three in the nation at 23.60. Senior Heather Sumpter (Muir, SS), fourth in the Southern Section in

24.31 with a season best of 23.98, placed second in 24.21. Junior Lana Gamer (Morse, SD), second in the San Diego Section at 25.06 with a season best of 24.80, was third in 24.66. Senior Felicia Stone (J.F. Kennedy, SJ), second in the Sac-Joaquin Section at 24.69w, was a non-qualifying sixth in 25.64.

**HEAT TWO.** Senior Lakeisha Backus (Wilson, Long Beach, SS), second in the Southern Section at 23.65 with a season best of 23.21w, won heat two in 23.60w (+2.46). Backus is number two in the nation at 23.54. The national leader is Nanceen Perry (Fairfield, Texas) at 23.49. Senior Zarinah Tillman (Foothill, Pleasanton, NC), second in the North Coast Section at 25.33 with a season best of 24.93, placed second in 24.65 from lane eight. Sophomore Akiba McKinney (Monte Vista, SD), the San Diego Section champion at 24.51, was third in 24.80. Senior Jamara Stallworth (Grant, SJ), the Sac-Joaquin Section champion at 24.20, was a non-qualifying fourth in 25.00.

**HEAT THREE.** Senior Kelli White (James Logan, Union City, NC), the North Coast Section champion in 23.66, won heat three in 23.64w (+2.20). Senior Torri Edwards (Pomona, SS), third in the Southern Section at 23.94 with a season best of 23.60w, placed second in 24.44. Junior LaTroya Mucker (Hamilton, LA), second in the Los Angeles Section at 25.32 with a season best of 25.14, was third in 24.59 from lane eight. Freshman Miesha Withers (Morningside, SS), fifth in the Southern Section at 24.32 with a season best of 24.07w, did not finish.

**Heat 1 (w +1.75):** 1Q. Anderson 23.73, 2Q. Sumpter 24.21, 3Q. Gamer 24.66, 4. Bo Alade (9) Foothill/CE 25.19, 5. Shavone Jennings, Woodside 25.53, 6. Felicia Stone (12) JFK/SJ 25.64, 7. Shalaura Brock (12) Birmingham 25.65, 8. Danielle Jones (11) San Leandro 25.79, 9. Myesha Kirtman (10) Lowell 25.83. **Heat 2 (w +2.46):** 1Q. Backus 23.60, 2Q. Tillman 24.65, 3Q. McKinney 24.80, 4. Jamara Stallworth (12) Grant/SJ 25.00, 5. Janice Thomas (10) Dorsey 25.03, 6. Turshika Bennett (11) O'Dowd 25.04, 7. Katie Jasmer (11) Anderson 25.73, 8. Loretta McKinney (9) Hanford 26.02, Stephanie Chavez, Los Gatos DNF. **Heat 3 (w +2.20):** 1Q. White 23.64, 2Q. Edwards 24.44, 3Q. Mucker 24.59, 4. Sharjia Reed (9) Armijo 25.40, 5. Katina Morris (11) McLane 25.45, 6. Sabrina Edge (11) Rancho Buena Vista 25.75, 7. Tisha Ponder, Del Mar 25.99, 8. Myka Hammock (11) Oakland Tech 26.87, Miesha Withers (9) Morningside DNF.

### FINALS:

Backus, second in the World

Junior Championships in 22.86w and the defending champion at 23.21, won in 23.01w. White, fifth last year in 23.96, placed second in 23.38. Anderson was third in 23.74. Edwards, sixth last year at 24.52, was fourth at 23.94. Sumpter, fourth last year at 23.87, was fifth at 24.39.

Backus spent Friday night at the Wilson prom and didn't fall asleep until 2:00 a.m.

"I slept until noon and got here today about 2," Backus said to the Long Beach Press Telegram. "It (the prom) was part of my senior experience and I didn't want to miss it. I'm still a little tired, but I planned it so I would get just enough sleep.... I'd come too far not to win today," she said. "Track means a lot to me, but I was not about to miss my senior prom," Backus commented to the *Los Angeles Times*.

The national leader is senior Nanceen Perry (Fairfield, Texas) at 23.49.

### FINAL RESULTS

**National Record:** 22.67 Marion Jones (Thousand Oaks) 1992. **State Meet:** 22.71 Marion Jones (Thousand Oaks) 1992. (w +2.78)

1. Lakeisha Backus (12) LB Wilson 23.01
2. Kelli White (12) Logan 23.38
3. Andrea Anderson (12) LB Poly 23.74
4. Torri Edwards (12) Pomona 23.94
5. Heather Sumpter (12) Muir 24.39
6. LaTroya Mucker (11) Hamilton 24.50
7. Lana Gamer (11) Morse 24.61
8. Zarinah Tillman (12) Foothill/NC 24.77
9. Akiba McKinney (10) Mon Vista 24.90

### ■ 400 Meters

Heat one of the girl's 400 meters saw Carla Estes, the super soph from James Logan High School, cruising to a 54.53 second heat victory. Lana Gamer, a junior from Morse High in San Diego equaled her San Diego Section time of 55.72 in second place. Gamer had placed ninth in the 1994 State Meet. Kaselah Crockett (Skyline) was the third qualifier out of the heat in 56.19 as the top two places went to the runners with the fastest previous marks. The exception was Myesha Williams (Long Beach Poly), who came in with the heat's second fastest time, having run 55.57 in the Southern Section Masters Meet. Williams, a junior, was a non-qualifying fourth in 57.67.

The second heat was a bit slower. Freshman Angela Williams of Chino had run in the mid 54's (54.59) at the Southern Section masters meet, which gave her the second-best time of all the

# CIF/Toyota ■ California State Meet

heats entrants. Only Estes had run a faster State-meet qualifying time, having done 54.17 at the North Coast Section Championships. Williams, who had a storied career as a top age-group sprinter, captured her heat in 55.85, with Malika Edmondson (St. Bernard, Southern Section) at 56.52, and Zarinah Tillman (Foothill, North Coast), at 56.63 following in her wake.

In the third heat, the top qualifiers were Kinshasha Davis (Long Beach Wilson, SS), Julia Gray (North High, Riverside, SS), and Seneik Saavedra (El Cerrito, NC). Davis, a sophomore, won in 55.30. Gray, who is only a freshman, bettered her Southern Section Masters time by a few tenths, running 55.33 for second. Saavedra rounded off the top qualifiers with her third-place 56.62.

**Heat 1:** 1Q. Estes 54.53, 2Q. Garner 55.72, 3Q. Crockett 56.19. 4. Myesha Williams (11) Long Beach Poly 57.67, 5. Polk El Camino 58.56, 6. Myesha Kirtman (10) Lowell 58.89, 7. Amy Cameron (10) Edison/CE 59.34, 8. Baloqun Nikelola (10) Westchester 59.89, 9. Keili Mahoney, Santa Teresa 1:02.62. **Heat 2:** 1Q. Williams 55.85,

3: 1Q. Davis 55.30, 2Q. Gray 55.33, 3Q. Saavedra 56.62, 4. Crystal Miles-Threat (11) O'Dowd 56.84, 5. Monique Glass (12) JFK 57.44, 6. Katina Morris (11) McLane 57.68, 7. April Lee (9) Poway 58.27, 8. Sylvia Piesiak, Menlo Atherton 58.54, 9. Latvia Savage (9) Dorsey 59.35.

## FINALS:

Angela Williams, running in lane 3, blasted out to a lead, coming through the first 200 meters in 24.2 (hand-timed). Estes was the lone runner to really attempt to challenge Williams. Estes went after Williams, but the frosh was too powerful for Estes, this particular day, as Williams held off Estes to win in 53.40 with Estes second in 53.65 and another freshman, Julia Gray, of North High in Riverside third in 54.86. Two freshman in the top three showed a strong underclassman presence in this event. Garner (Morse) was fourth in 55.06, improving upon her 1994 ninth-place finish, and sophomore Kinshasha Davis (Long Beach Wilson) was fifth in 55.39. Soph Malika Edmondson (St. Bernard, SS), who was fourth last season, was sixth (55.40).

4. Lana Garner (11) Morse 55.06  
5. Kinshasha Davis (10) LBWilson 55.39  
6. Malika Edmondson (10) St. Bern 55.40  
7. Zarinah Tillman (12) Foothill/NC 55.57  
8. Kaseleh Crockett (12) Skyline 56.00  
9. Seneik Saavedra (10) El Cerrito 56.67

## ■ 800 Meters

Kristie Johnson had no trouble in the first heat, winning it in 2:10.34. The defending champion came close to her 1994 State Meet best of 2:09.98, but she was fit and ready to challenge for the title. Sophomore Angie Milner of Modesto (Sac-Joaquin) was second in 2:13.96. From there the times trailed off steadily with Pamela Richardson of Montgomery (NC) and Summer Shaw (Huntington Beach, SS) finishing third and fourth, respectively. Richardson ran 2:14.38 and Shaw, who came in having run 2:14.68 in the Southern Section Masters meet, ran 2:16.89. Shaw paid for the slower performance, missing a qualifying mark as runners had to go under 2:15 to advance.

In the second heat, Martina Ze, a junior out of Livermore (NC), placed first in 2:12.77, bettering her 2:15.25 run at the North Coast Championships. Sherron Rhetta of Long Beach Poly, a veteran State Meet participant, was second in 2:12.81 and Carrie Caulkins of Esperanza (SS) was third (2:14.46). The last qualifier out of the heat was Jamila Demby of Merced (SJ), who ran 2:14.88.

The third heat wasn't as quick with sophomore Nicole Campbell winning in 2:14.79 and improving Sabrina Caplis (Foothill, SS) taking second in 2:14.89.

**Heat 1:** 1Q. Johnston 2:10.34, 2Q. Milner 2:13.96, 3Q. Richardson 2:14.38, 4. Summer Shaw (10) Huntington Beach 2:16.89, 5. Ashley Holt, Menlo-Atherton 2:17.46, 6. Angela Shea (12) Vista 2:20.75, 7. Katie Crabb (11) Pleasant Valley 2:21.78, 8. Ann-Marie Franco (11) Skyline 2:21.72, 9. La-Gunda Gilmore (12) Fremont 2:27.71. **Heat 2:** 1Q. Ze 2:12.77, 2Q. Rhetta 2:12.81, 3Q. Caulkins 2:14.46, 4Q. Demby 2:14.88, 5. Rachelle Loftus (10) Buchanan/CE 2:16.64, 6. Mariel Gray (12) Mira Mesa 2:18.76, 7. Brianna Denley, North Monterey 2:21.14, 8. Shauna James (11) Westchester 2:24.57, 9. Emily Price (10) Lowell 2:32.66. **Heat 3:** 1Q. Campbell 2:14.79, 2Q. Caplis 2:14.89, 3. Gabbee Alspuro (12) Porterville 2:16.14, 4. Jennifer Bridgeman (10) Logan 2:17.31, 5. Vanessa Hanley (12) University/SD 2:17.82, 6. Amanda Boice (11) Folsom 2:18.17, 7. Lina Biber-Ferro, Los Gatos 2:21.10, 8. Betty Butler (11) Dorsey 2:21.82.

## FINALS:

Kristie Johnson of Central, the

defending State champion, had less competition in this event with Elissa Riedy of Mission San Jose in Fremont (NC) having dropped the 800 to concentrate on the 1600. Johnston and Riedy were the only two Californians to make the top 15 nationally before the State Meet. Johnston was ranked second nationally, having run 2:09.63 during the season and Riedy had a best of 2:10.78, ranked fourth nationally.

In the final, Johnston dipped under the 2:09 barrier, running 2:08.68 for her second championship. Martina Ze (Livermore), following in the tradition of many good girls distance runners from the high school, was second in 2:12.34 and Milner (Modesto), who was sixth here as a freshman, improved to third, running 2:13.06. Sophomore Nicole Campbell (Ventura) was fourth in 2:13.46. Almost all of the runners improved on their prelim time.

## FINAL RESULTS

**National Record:** 2:04.5 Joetta Clark (Columbia, Maplewood, NJ) 1980. **State Meet:** 2:04.91 Trena Hull (Compton) 1984.

1. Kristie Johnson (12) Central 2:08.68
2. Martina Ze (11) Livermore 2:12.34
3. Angie Milner (10) Modesto 2:13.06
4. Nicole Campbell (10) Ventura 2:13.46
5. Pamela Richardson (12) Montg 2:13.66
6. Sabrina Caplis (12) Foothill/SS 2:13.84
7. Jamila Denby (12) Merced 2:14.24
8. Carrie Caulkins (12) Esperanza 2:14.86
9. Sherron Rhetta (11) LB Poly 2:16.30

## ■ 1600 Meters

Elissa Riedy of Mission San Jose (NC) won the first heat in a tight battle with Courtney Pugmire of Esperanza (SS). Riedy held off Pugmire with a 5:00.85 clocking. Pugmire, who will attend Brigham Young University, was a step back in 5:00.85. Third place went to Shelby Horgan, a sophomore out of Temescal Canyon (SS) and fourth went to Maggie Hurst (Sonora, SJ). Elizabeth Cobb (St. Francis, SJ) got the last qualifying spot in this heat. Horgan ran 5:01.37 with Hurst running 5:02.26. Cobb finished in 5:04.03. One notable non-qualifier was Alison Lambert of Northgate (NC), who came into the meet having run 4:56.00 the week before. Lambert finished sixth in 5:05.92.

In heat two, Annie Ebner of St. Lucy's (SS), the latest sibling in a long line of a running family, won the race in 5:00.81. She had run 4:59.52 at CIF SS Masters. Sophomore Kristen Gordon of Carondelet (NC) was second in



**ANGELA WILLIAMS -- 400M**  
Photo by Bill Cockerham



**KRISTIE JOHNSTON -- 800m**  
Photo by Bill Cockerham

2Q. Edmondson 56.52, 3Q. Tillman 56.63, 4. Sabrina Edge (11) Rancho Buena Vista 57.89, 5. Kamailia Williams, Sacred Heart 58.55, 6. Raquel Johnson (9) Westchester 58.85, 7. Edington, East Union/SJ 59.05, 8. Charissa Schaap (10) Yreka 59.22, 9. Maricela Negrete (12) Sanger 59.41. **Heat**

## FINAL RESULTS

**National & State Meet Record:** 52.39 Deanean Howard (Kennedy, Granada Hills, CA) 1980.

1. Angela Williams (9) Chino 53.40
2. Carla Estes (10) Logan 53.65
3. Julia Gray (9) North, Riverside 54.86

5:00.98. Other qualifiers were Lori Riedy (Mission San Jose), Elissa's sister, who ran 5:01.16 for third. Lori had run 4:54.99 in the North Coast Championships behind her sister, and Gordon, Ellen Muench (Temescal Canyon, SS) was a qualifying fourth (5:02.06).



**ELISSA RIEDY -- 1600m**  
Photo by Bill Cockerham

Heat 1: 1Q. E. Riedy 5:00.85, 2Q. Pugmire 5:00.88, 3Q. Horgan 5:01.37, 4Q. Hurst 5:02.26, 5Q. Cobb 5:04.03, 6. Allison Lambert (12) Northgate 5:05.92, 7. Nicole Silva, Aptos 5:07.12, 8. Gina Blanchard (12) Yreka 5:11.75, 9. Stephanie McCarty (10) Madera 5:12.29, 10. Julie Ott (12) University 5:13.40, 11. Jennifer Spahr (10) Huntington Beach 5:13.71, 12. Brandi Page (11) Granada Hills 5:23.23, Kara Banard (12) Pacific Palisades DNF. Heat 2: 1Q. Ebner 5:00.81, 2Q. Gordon 5:00.98, 3Q. L. Riedy 5:01.18, 4Q. Muench 5:02.06, 5. Anne Gunnison (10) McClatchy 5:04.74, 6. Julia Roysdon (9) Valhalla 5:07.22, 7. Tracy Cohn (10) Stockdale 5:07.57, 8. Laneisha McPherson, Silver Creek 5:10.81, 9. Devon Straitiff (11) Torrey Pines 5:10.84, 10. Marci Lawson (12) Clovis West 5:16.42, Lisa Renteria, Westmont, Oasi Lucero (11) Lowell, Melinda George (12) Chatsworth, Stephanie Garcia (9) Skyline no mark/did not run.

#### FINALS:

Courtney Pugmire may have had the fastest season-time of all the entrants in the girl's 1600, having run a best of 4:51.33, but this race belonged to Elissa Riedy. The defending champion, who won by more than four seconds in 1994, capped off her senior year by winning again. The pace at 400 meters was 73.2 seconds and

then another 73 was thrown in. At the second lap, it was Annie Ebner, Riedy and Pugmire. And at the gun lap, Pugmire was chasing Riedy with Ebner also giving chase. In the straightaway, Riedy pulled away for the victory. This time she won by five seconds, putting on a spectacular perfor-



**JULIA STAMPS -- 3200m**  
Photo by Bill Cockerham

mance. Riedy was timed in 4:45.35 and Pugmire was second in 4:50.47. Ebner held on for third, running a lifetime best of 4:52.73. Lori Riedy was fourth in 4:54.87 and Kristen Gordon (Carondelet) topped a fine sophomore season, finishing fifth in 4:55.41.

#### FINAL RESULTS

National Record: 4:39.4 Laura Matson (Andover, Bloomfield, MI) 1985. State Meet: 4:39.92 Polly Plumer (University, Irvine) 1982.

- |                                    |         |
|------------------------------------|---------|
| 1. Elissa Riedy (12) Mission SJ    | 4:45.35 |
| 2. Courtney Pugmire (12) Esper     | 4:50.47 |
| 3. Annie Ebner (11) St. Lucy's     | 4:52.73 |
| 4. Lori Riedy (12) Mission SJose   | 4:54.87 |
| 5. Kristen Gordon (10) Carondelet  | 4:55.41 |
| 6. Shelby Horgan (10) TemescCyn    | 4:57.85 |
| 7. Ellen Muench (12) Temescal Cyn  | 5:03.64 |
| 8. Elizabeth Cobb (12) St. Francis | 5:04.80 |
| 9. Maggie Hurst (12) Sonora        | 5:10.33 |

#### ■ 3200 Meters

There were three names talked about before this race. There was Julia Stamps, the young phenom from Santa Rosa High; Courtney Pugmire from Esperanza High, who had an hour or so before placed second in the 1600; and Amy Skieresz of Agoura, one of the nation's top runners. The three

sat atop the national list with Pugmire leading with her 10:14.48 and Skieresz second at 10:16.96. Stamps wasn't far behind with her best of 10:16.96. Pugmire had gotten her fast time when she dueled with Skieresz in a memorable CIF Southern Section Masters Meet. Pugmire pulled away for the win in that meet with a strong kick.

In the State Meet final, a group of runners went through the first lap in a leisurely 75 seconds and then Stamps took over the pacing duties in the second lap, coming through in 2:39.7. Skieresz, Pugmire and Tracy Cohn (Stockdale, Central Section) followed closely behind. Midway through the race, the order was Stamps, Skieresz and Pugmire for the top three. Stamps came through the 1600 in 5:21.3. The next laps were all Stamps as she threw in a 70.9 split for the fifth lap and 73.9 for the sixth lap. Stamps pulled away from Pugmire and Skieresz with those laps. On the sixth lap, she had opened a lead of 25 meters and continued to stretch it. Running the second half of the race in a negative split of 4:54.0, Stamps finished in 10:15.27 for a season-best and her second consecutive State title. Skieresz showed her experience, placing second in 10:28.23 and Pugmire, showing her exhaustion after running the 1600, placed third in 10:38.40 completing a strong double. Kim Mortensen (Thousand Oaks, SS) was fourth in 10:46.18, improving on her 1994 fifth place. Molly Mehlberg (Peninsula, SS) was fifth in 10:46.95. Tracy Cohn (Stockdale, soph) improved upon her eighth place as a freshman, running 10:49.61 for sixth.

#### FINAL RESULTS

National Record: 10:03.07 Erin Keogh (McLean, Langley, VA) 1987. State Meet: 10:08.14 Cory Schubert (Del Mar, San Jose) 1983.

- |                                   |          |
|-----------------------------------|----------|
| 1. Julia Stamps (10) Santa Rosa   | 10:15.27 |
| 2. Amy Skieresz (12) Agoura       | 10:28.23 |
| 3. Courtney Pugmire (12) Esper    | 10:38.40 |
| 4. Kim Mortensen (11) ThOaks      | 10:46.18 |
| 5. Molly Mehlberg (12) Peninsula  | 10:46.95 |
| 6. Tracy Cohn (10) Stockdale      | 10:49.61 |
| 7. Anne Gunnison (10) McClat      | 10:54.01 |
| 8. Deborah Bleisch, Silver Creek  | 10:54.84 |
| 9. Veronica Sanchez (9) Wasco     | 11:00.08 |
| 10. Laura Sandoval, St. Ignatius  | 11:02.03 |
| 11. Nancy Dollar (12) San Clem    | 11:03.74 |
| 12. Sarah Schmidt (11) Scripps Ra | 11:12.69 |
| 13. Emile Lawson (10) Clovis West | 11:15.15 |
| 14. Veronica Clark (12) Ramona    | 11:15.22 |
| 15. Julie Hassan (12) Nevada Un   | 11:17.07 |
| 16. Deborah Osteen (10) ClayVly   | 11:17.70 |
| 17. Jessica Pound (12) Poway      | 11:18.67 |
| 18. Basil Lucero (11) Lowell      | 11:19.10 |

- |   |          |
|---|----------|
| 19. Shana Driscoll, St. Ignatius          | 11:20.21 |
| 20. Jazmine Anglero (9) Fairfield         | 11:32.50 |
| 21. Brandi Page (11) Granada Hills        | 11:34.21 |
| 22. Marisol Barajas (11) Van Nuys         | 11:41.38 |
| 23. Louann Vitellard (10) Andarsn         | 11:44.76 |
| 24. Diane Epstein (12) PacPais            | 12:03.56 |
| Lori Riedy (12) Mission San Jose          |          |
| Kristen Gordon (10) Carondelet, Ann-Marie |          |
| France (11) Skyline DNR                   |          |

#### ■ 100 Meter High Hurdles

HEAT ONE. Senior Joanna Hayes (North, Riverside, SS), the Southern Section champion in 13.72 with a season best of 13.49w, won heat one in 13.41w (+2.96). Junior Rori Kelly (Morningside, SS), third in the Southern Section at 14.29 with a season best of 14.20w, placed second in 14.07. Junior Ayana Grant (Bishop O'Dowd, Oakland, NC), fifth last year in 14.28, fourth in the North Coast Section at 15.19, was third in 14.24 from lane eight. Senior Tina Watkins (South, Bakersfield), the Central Section champion in 14.55 with a season best of 14.49, was a non-qualifying fourth in 14.90.

HEAT TWO. Sophomore Davaetta Shepherd (Salesian, Richmond, NC), the North Coast Section champion in 14.07, won heat two in 13.94w (+3.08). Senior Deaweh Totimeh (Valley, Sacramento, SJ), the Sac-Joaquin Section champion in 14.33, placed second in 14.44. Senior Inshirah Jones (Esperanza, Anaheim, SS), fourth in the Southern Section at 14.56, was third in 14.50.

HEAT THREE. Freshman Ashley Bethel (Mission Viejo, SS), second in the Southern Section at 14.27, won heat three in 14.16w (+2.17). Bethel was hit in the eye by a golf ball and only has vision in one eye. Senior Felicia Stone (J.F. Kennedy, Sacramento, SJ), second in the Sac-Joaquin Section at 14.46w, placed second in 14.35. Senior Andrea Wasden (Rio Mesa, Oxnard, SS), fifth in the Southern Section at 14.58 with a season best of 14.31w and 14.39, was third in 14.66.

Heat 1 (w +2.96): 1Q. Hayes 13.41, 2Q. Kelly 14.07, 3Q. Grant 14.24, 4. Tina Watkins (12) So Bkld 14.90, 5. Keisha Griffin (12) Washington/LA 14.94, 6. Gina Ocegueda, St. Francis 15.02, 7. Lisa O'Reilly (10) St. Marys 15.23, 8. Malle Barrett (11) Oceanside 15.40, 9. Rene Warner (10) McAleer 16.04. Heat 2 (w +3.08): 1Q. Shepard 13.94, 2Q. Totimeh 14.44, 3Q. Jones 14.50, 4. Australia Ratliff (100 Pittsburg 14.80, 5. Zunilda Ogarro (7) Washing-

# CIF/Toyota ■ California State Meet

ton/LA 15.28, 6. Tamisha Allen, North Salinas 15.36, 7. Lauren Parker (12) Bakersfield 15.50, 8. Angela Romel (12) Serra 15.60, 9. Gigi Charison (12) Paradise 15.69. **Heat 3 (w +2.17):** 1Q. Bethel 14.16, 2Q. Stone 14.35, 3Q. Wasden 14.66, 4. Aisha Harrison (12) Wasco 14.89, 5. Janae Hunt (10) Westchester 15.19, 6. Aisha McGowan, Leigh 15.49, 7. Carrie Vickery (12) El Capitan 15.53, 8. Jernae Mitchell (9) El Cerrito 16.15, Sakai Metcalf (12) Skyline NT.

## FINALS:

Hayes, third last year in 13.80, set a new meet record in the final of 13.45 (-0.38). The old meet record of 14.11 was set by Bisa Grant (Bishop O'Dowd, Oakland, NC) in 1993. Hayes, the national leader, is the sixth fastest performer in high school history. Kelly placed second at 14.18. Bethel was third at 14.19. "Coming into the meet, I was fourth-ranked," said Bethel to the *Los Angeles Times*. "So I'm happy that I moved up one spot and ran faster."

"I hit the hurdle on the last hurdle," said Bethel to the *Orange County Register*. "That was the difference. I just have to work harder for next year."



JOANNA HAYES—100H, 300H

Photo by Bill Cockerham

Shepherd, the defending champion in 13.73, was fourth at 14.31.

## FINAL RESULTS

**National Record:** 13.33 Dawn Bowles (Neptune HS, S. Plainfield, NJ 1988). **State Meet:** 13.34 Janeene Vickers (Pomona)

1987. (w -0.38)

1. Joanna Hayes (12) NRiverside	13.45
2. Rori Kelly (11) Morningside	14.18
3. Ashley Bethel (9) Mission Viejo	14.19
4. Davetta Shepard (10) Salesian	14.31
5. Deaweh Totimoh (12) Valley/SJ	14.43
6. Felicia Stone (12) JFK	14.54
7. Ayana Grant (11) O'Dowd	14.59
8. Inshirah Jones (12) Esperanza	15.10
Andrea Wasden (12) Rio Mesa	DNF

## ■ 300 Meter Hurdles

**HEAT ONE.** Senior Joanna Hayes (North, Riverside, SS), the Southern Section champion and national leader in 41.55, won heat one in 41.74. Sophomore Katie Schukle (Santa Rosa, NC), second in the North Coast Section at 44.05, placed second in 44.33. Senior Colleen Rheim (Muir, Pasadena, SS), fifth in the Southern Section at 43.95 with a season best of 43.92, was a non-qualifying ninth in 48.30.

**HEAT TWO.** Senior Adrian Williams (Clovis West, CE), the Central Section champion at 44.95, won heat two in 43.29. Freshman Nicole Thomas (Morningside, SS), second in the Southern Section at 43.12, placed second in 43.38. Senior Rosalyn Morris (Vallejo, SJ), the Sac-Joaquin Section champion at 44.25, was third in 43.62. Senior Andrea Wasden (Rio Mesa, Oxnard, SS), fourth in the Southern Section at 43.73, was fourth in 43.86.

**HEAT THREE.** Sophomore Davetta Shepard (Salesian, Richmond, NC), the North Coast Section champion in 43.14 with a season best of 42.90, won heat three in 42.95. Senior Naemah Withey (Long Beach Poly, SS), third in the Southern Section at 43.34, placed second in 43.80. Senior Charon Stewart (Beacon, Oakland, NC), third in the North Coast Section at 44.34, was third in 43.96.

**Heat 1:** 1Q. Hayes 41.74, 2Q. Schukle 44.33, 3. Reese, El Camino 45.00, 4. Francis Santin (9) Taft/LA 45.77, 5. Aldee Aceiro (11) Hilltop 46.52, 6. Allison Wilbourn (12) Redwood 46.56, 7. Leanna Slater, Pioneer 46.66, 8. Tracy Turner (12) West Valley 47.44, 9. Colleen Rheim (12) Muir 48.30. **Heat 2:** 1Q. Williams 43.29, 2Q. Thomas 43.38, 3Q. Morris 43.62, 4Q. Wasden 43.86, 5. Melissa Cartmel (10) San Ramon 45.27, 6. Iriz Stone (12) Rancho Bernardo 46.36, 7. Tamisha Allen, North Salinas 48.77, 8. Satin Lewis (11) Cleveland 51.11, Sakai Metcalf (12) Skyline DQ. **Heat 3:** 1Q. Shepard 42.95, 2Q. Withey 43.80, 3Q. Stewart 43.96, 4. Carrie Vickery (12) El Capitan 45.19, 5. Keisha Griffin (12) Washington

45.24, 6. Brandi Jenkins (11) Golden West 45.97, 7. Michelle Steingart, St. Francis 46.32, 8. Lisa O'Reilly (10) St. Marys 46.48, 9. Rene Warner (10) McAteer 51.05.

**FINALS:** Hayes ran the fourth fastest performance in high school history--41.20. She improved her national leading mark by .35 seconds. Withey placed second in 41.89, the second best performer in the nation. Withey lowered her season best by a whopping 1.45 seconds--43.34 to 41.89--and thereby helped her team win the team title by two points. Withey, who didn't begin running the 300 low hurdles until this season, had only the sixth-fastest qualifying time in the trials. Shepherd was third in 43.13. Williams was fourth at 43.40.

## FINAL RESULTS

**National Record:** 40.18 Leslie Maxie (Mills, Milbrae, CA) 1984. **State Meet:** 40.26 Janeene Vickers (Pomona) 1987.

1. Joanna Hayes (12) NRiverside	41.20
2. Naemah Withey (12) LB Poly	41.89
3. Davetta Shepard (10) Salesian	43.13
4. Adrian Williams (12) Clovis W	43.40
5. Nicole Thomas (9) Morningside	43.56
6. Rosalyn Morris (12) Vallejo	43.69
7. Charon Stewart (12) Beacon	44.19
8. Katie Schukle (10) Santa Rosa	44.88
Andrea Wasden (12) Rio Mesa	NT

## ■ 400 Meter Relay

**HEAT ONE.** Long Beach Poly (SS), the Southern Section champion in 45.43 and the national leader with a season best of 45.20, won heat one in 45.45. Pomona (SS), fifth in the Southern Section at 47.02, placed second in 47.23. El Cerrito (NC), third in the North Coast Section at 48.04 with a season best of 47.74, placed third in 47.78. Morse (SD), the San Diego Section champion in 46.99, was disqualified for passing out of the zone between the second and third runners.

**HEAT TWO.** Long Beach Wilson (SS), second in the Southern Section at 45.92 and number three in the nation at 45.68, won heat two in 46.36. Morningside (SS), fourth in the Southern Section at 46.95 with a season best of 46.60, placed second in 46.97. Bishop O'Dowd (Oakland, NC), second in the North Coast Section at 47.65, was a non-qualifying third in 47.94.

**HEAT THREE.** James Logan (Union City, NC), the North Coast Section champion in 46.31

with a season best of 45.90, won heat three in 45.96. Muir (Pasadena, SS), third in the Southern Section at 46.66, placed second in 46.74. Valley (Sacramento, SJ), the Sac-Joaquin Section champion in 47.21, was third in 47.09. Skyline (Oakland), the Oakland Section champion in 48.00 with a season best of 47.65, was fourth in 47.42 from lane seven.

**Heat 1:** 1Q. Long Beach Poly 45.45, 2Q. Pomona 47.23, 3Q. El Cerrito 47.78, 4. Washington/LA 48.64, 5. St. Ignatius 49.21, 6. JF Kennedy/SJ 49.60, 7. Roosevelt/CE 50.25, San Leandro DNF, Morse DQ. **Heat 2:** 1Q. Long Beach Wilson 46.36, 2Q. Morningside 46.97, 3. O'Dowd 47.94, 4. Dorsey 48.71, 5. South Bakersfield 49.18, 6. Monte Vista 49.55, 7. Rancho Buena Vista 49.66, 8. Armijo 49.90, 9. West Valley 50.93. **Heat 3:** 1Q. Logan 45.96, 2Q. Muir 46.74, 3Q. Valley/SJ 47.09, 4Q. Skyline 47.42, 5. St. Francis 48.96, 6. Lincoln Prep/SD 49.08, 7. Gardena 49.14, 8. Clovis West 50.03, 9. Lowell 54.49.

## FINALS:

The Long Beach Poly team of Showe, Haddad, Simpson, and Anderson, won the final in 45.1. It was the fourth fastest performance of all-time. Wilson (Long Beach) placed second in 45.8. Muir was third in 46.6. Morningside was fourth at 46.7.

Kelli White of Logan dropped the baton on the fourth leg. She was running right next to Andrea Anderson at the time. It turned out to be very important in the final team score. If White had held onto the baton, Logan would have placed first or second. That would have given the team title to Logan.

"She (Andrea Anderson) knocked it (the baton) out of my hand," White said to the *Fremont Argus*. "It was a pretty good hit. It had to be with the way I grip the baton."

When asked if she made any contact with White to jar loose the baton, Anderson replied, "Not really."

"(Anderson) is the most wild runner in the world," Logan sprints coach Jim Gussette said to the *Argus*. "I was watching her run the 200 (Friday) and she is the fastest, wildest runner I've ever seen, boy or girl. Her arms are all over the place. There's nothing Kelli White could've done to prevent that."

"(Anderson) runs real wild, like this," White said to *The Valley Times* while swaying her hips and arms. "It had to be a good hit because it went so far behind me. It seemed like everything was in

slow motion."

"I'll tell you, I'm proud of our kids," Guscette said to the *San Jose Mercury News*. "What happened to Kelli is so hard to come back from. It's just unfortunate the baton gets knocked out of her hand. We had speed. We had talent. We just didn't have luck."

## Women's All-Time Outdoor List - 4 x 100

45.11	Hawthorne, Ca 85
45.13	Berkeley, Ca 81
45.23	Muir, Pasadena, Ca 85
45.1	Poly, Long Beach, Ca 95

Source: HIGH SCHOOL TRACK 1995

### FINAL RESULTS

National Record: 45.11 Hawthorne 1985.  
State Meet: 45.13 Berkeley 1981. Hand Times

1.	Long Beach Poly	45.1
2.	Long Beach Wilson	45.8
3.	Muir	46.6
4.	Morningside	46.7
5.	Pomona	47.1
6.	Valley/SJ	47.3
7.	Skyline	NT
8.	El Cerrito	NT
	James Logan	DNF

## ■ 1600 Meter Relay

**HEAT ONE.** Long Beach Poly, the Southern Section champion in 3:43.88 and the national leader with a season best of 3:41.44 at the Penn Relays, won heat one in 3:48.88. Pomona (SS), fourth in the Southern Section at 3:50.04, placed second in 3:51.42. El Cerrito (NC), third in the North Coast Section at 3:52.34, was third in 3:51.77.

**HEAT TWO.** James Logan (Union City, NC), the North Coast Section champion in 3:47.04 with a season best of 3:46.90, won heat two in 3:50.67. Long Beach Wilson (SS), third in the Southern Section at 3:49.50, placed second in 3:52.73. Skyline (Oakland), the Oakland Section champion in 3:51.24 with a season best of 3:49.08, was third in 3:55.10.

**HEAT THREE.** Bishop O'Dowd (Oakland, NC), second in the North Coast Section at 3:48.65, won heat three in 3:46.98. J.W. North (Riverside, SS), fifth in the Southern Section at 3:50.86 with a season best of 3:50.19, placed second in 3:47.73. North lowered their season best by 2.46 seconds. Palmdale (SS), second in the Southern Section at 3:48.61, was third in 3:49.48.

Heat 1: 1Q. Long Beach Poly 3:48.88, 2Q. Pomona 3:51.42, 3Q. El Cerrito 3:51.77, 4. JF Kennedy/SJ 4:00.63, 5. Central/CE

4:02.35, 6. Rancho Buena Vista 4:03.07, 7. Taft/LA 4:03.10, 8. Archbishop Mitty 4:03.10, 9. Yreka 4:07.82. Heat 2: 1Q. Logan 3:50.67, 2Q. Long Beach Wilson 3:52.73, 3Q. Skyline 3:55.10, 4. Carondelet 3:57.32, 5. Vallejo 3:57.37, 6. Menlo Atherton 4:01.22, 7. Birmingham 4:09.52, 8. Morse 4:18.16, South Bakersfield DNF. Heat 3: 1Q. Bishop O'Dowd 3:46.98, 2Q. JW North, Riverside 3:47.73, 3Q. Palmdale 3:49.48, 4. Los Gatos 3:55.92, 5. Valley/SJ 3:58.24, 6. Dorsey 3:56.31, 7. Buchanan/CE 4:04.90, 8. Hilltop/SD 4:07.31, 9. Lowell 4:10.73.

### FINALS:

The Long Beach Poly team of junior Myesha Williams, senior Pam Simpson, senior Aminah Haddad, and senior Andrea Anderson won the final in 3:39.53. They are the sixth fastest team all-time and the sixth fastest performance all-time. Poly's team is the national leader. The North placed second at 3:46.16. Logan was third at 3:46.67. Bishop O'Dowd was fourth at 3:47.78. Palmdale was fifth at 3:47.78.

This race determined the team title. Poly was two points behind Logan going into the race. Poly received 10 points for winning, and Logan got 6 points for taking third.

"You all saw me. I tried to catch her," Kelli White (James Logan) said to the *Fremont Argus*. "I was pushing it. I really tried to catch the girl."

## Women's All-time Outdoor List - 4 x 400

3:37.69	Muir, Pasadena, Ca 85
3:37.71	Kennedy, Granada Hills, Ca 81
3:37.98	Kennedy, Gran, Hills, Ca 80
3:38.65	Locke, Los Angeles, Ca 84
3:39.07	Manual Arts, LA, Ca 81
3:39.53	Poly, Long Beach, Ca 95

Source: HIGH SCHOOL TRACK 1995

### FINAL RESULTS


National Record: 3:37.69 Muir (Pasadena) 1985. State Meet: 3:37.71 Kennedy (Granada Hills) 1981.

1.	Long Beach Poly	3:39.53
2.	JW North, Riverside	3:46.16
3.	James Logan	3:46.67
4.	Bishop O'Dowd	3:47.60
5.	Palmdale	3:47.78
6.	Pomona	3:47.90
7.	Skyline	3:53.11
8.	Long Beach Wilson	3:53.93
9.	El Cerrito	4:00.35

## ■ High Jump

**TRIALS.** Sophomore Liz Giltner (Chaminade, SS), sixth last year at 5-7, who jumped 5-7 in the Southern Section; and senior Tayyiba Haneef (Laguna Hills, SS), who jumped 5-7 in the Southern Section with a season best of 5-9, cleared 5-7 in the

trials. Senior Jamilla Churchill (Bishop O'Dowd, Oakland, NC), the North Coast Section champion at 5-8 with a season best of 5-9



**TARA FLAMING -- HJ**  
Photo by Bill Cockerham

1/2; senior Kristi Kierulff (Esperanza, Anaheim, SS), the defending champion at 5-10, second in the Southern Section at 5-8 with a season best of 5-8 1/2; senior Tracye Lawyer (Cate, SS), the Southern Section champion at 5-8; junior Tara Flaming (Immanuel, Reedley), the Central Section champion at 5-8 with a season best of 6-0; junior Shavent Williams (Long Beach Poly, SS), who jumped 5-7 in the Southern Section with a season best of 5-8; and Amy Tan (Monte Vista, Cupertino, CCS), who jumped 5-6 in the Central Coast Section, cleared 5-6.

**Preliminaries:** Qualifiers—Churchill 5-6, Kierulff 5-6, Lawyer 5-6, Flaming 5-6, Williams 5-6, Haneef 5-4, Giltner 5-4, Holden 5-6, Tan 5-6. Non-qualifiers: Crystal Griffin (12) Taft/LA 5-0, Zenobia Anderson (12) Taft/LA 5-0, Mia Granate-Jones (10) Dorsey 5-2, Joette Taylor (12) Fairfield 5-2, Jennifer Rhea (9) Immanuel 5-2, Heather Flanagan (10) Chowchilla 5-2, Rhyon Armstrong, Independence 5-0, Jessica Saltzman (10) Big Valley 5-4, Alicyn Chappelle (12) Logan 5-4, Melissa Guanella (10) Santa Rosa 5-2, Lisa Underhill (12) Rancho Buena Vista 5-3, Caille Lemont (11) Ceres 5-6. No Height: Kamilah Jones (10) Lowell, Shenessa Sobers (12) University City, Karen Townsend (11) Logan, Erica Larson, Carmel.

### FINALS:

Flaming, fifth last year at 5-8, won the final at 6-0. The national season leader is junior Erin Aldrich (Lake Highland, Dallas, Texas) at 6-1. Flaming is tied for number two in the nation with Jeana McDowell (Highland, Gilbert, Arizona) and Blanca McCall (Coronado, El Paso, Texas). Lawyer, placed second at 5-9. This marks the fourth year that Lawyer has scored in the high jump. In 1992 as a freshman she tied for sixth at 5-4. In 1993 as a sophomore she won the championship at 5-10. In 1994 as a junior she placed third at 5-10. Churchill, second last year at 5-10, was third at 5-9. Kierulff, who won in 1992 and 1994, was a non-scoring seventh at 5-8.

"Yeah, I guess I'm satisfied," Churchill said to the *Herald*. "Of course, I would have liked to have won and PR'd but I guess I can live with it."

### FINAL RESULTS

National Record: 6-3 Amy Acuff (Corpus Cristi, TX) 1992. State Meet: 6-2 Latrese Johnson (Clovis) 1985.

1.	Tara Flaming (11) Immanuel	6-0
2.	Tracye Lawyer (12) Cate	5-9
3.	Jamilla Churchill (12) O'Dowd	5-9
4.	Shavent Williams (11) LBCh Poly	5-6
5.	Tayyiba Haneef (12) Laguna Hills	5-8
6.	Liz Giltner (10) Chaminade	5-8
7.	Kristi Kierulff (12) Esperanza	5-6
8.	Tail Holden (11) Wood	5-4
9.	Amy Tan, Monte Vista	5-2

## ■ Pole Vault

This was the first year for this event.

**TRIALS.** Senior Jeni Candipan (Marina, SS), fifth in the Southern Section at 8-6 with a season best of 9-6; senior Paula Serrano (San Marcos, SD), second in the San Diego Section at 9-7 with a season best of 10-0; senior Amanda Bauer (Mission San Jose, Fremont, NC), second in the North Coast Section at 10-1 3/4; junior Shannon Flett (Acalanes, Lafayette, NC), the North Coast Section champion at 10-6 1/4, the number eight high school vaulter of all-time; senior Kristi Draher (Mira Mesa, SD), the San Diego Section champion at 11-0 and number three in the nation; and senior Melissa Price (Kingsburg, CS), the Central Section champion at 11-6 and the American record holder at 12-1; all cleared 10-2 in the trials.

"I was really worried today because I had the worst workout of the season Wednesday," said Candipan to the *Orange County*

# CIF/Toyota ■ California State Meet

**Register.** "I got a new pole, and I couldn't get up on it during the practice."

Junior Kim Pickup (Chatsworth, LA), the Los Angeles Section champion at 8-0; senior Juliana Castro (Huntington Beach, SS), who vaulted 9-0 in the Southern Section; and junior Denise Warner (Ponderosa, Shingle Springs, SJ), the Sacramento Section champion at 9-9; all cleared 9-10.

Sophomore Kolby Keiser (Sanger, CS), second in the Central Section at 10-0, did not qualify.

**Preliminaries:** Qualifiers—Pickup 9-10, Candipan 10-2, Castro 9-10, Serrano 10-2, Warner 9-10, Bauer 10-2, Flett 10-2, Draher 10-2, Price 10-2. Non-qualifiers: Kolby Keiser (10) Sanger 9-10, Petra Chlouba, Archbishop Mitty 9-6, Breanna Haut, Har-



**MELISSA PRICE -- PV**  
Photo by Bill Cockerham

bor 9-10, Katherine Azar (9) Kingsburg 9-6, Becky Studebaker (10) South Fork 9-10, Amanda Sweeten (9) Tokay 9-10, Rachel Hemmingway (10) Torrey Pines 9-6, Maria Lopez (10) Newark Memorial 9-10, Laura Eckley (10) West Valley 9-6, Ericka Lindgren (12) Foothill/SS 9-10, Jenny Thompson (9) Woodbridge 9-2, Rosada Martin, Soquel 9-2, Hilary Herndon (11) Del Oro 8-6, Anmar Butterfield (9) Elsinore 9-2, Karen Seidman (10) Granada Hills 8-6. No Height: Jennifer Capeheart (10) Kennedy, Alyse Christensen (12) McAteer.

## FINALS:

Price, who won the exhibition last year at 11-2, set a new

American record, American Junior record, and high school record of 12-6. The old records of 12-1 were set by Price earlier this season. The mark also betters the indoor American record of 12-2 set by Price in 1995; Price is the American leader among all women—high school, college, and open!

Jocelyn Chase (NL), second in the exhibition last year for Agoura-SS at 9-6, stands second on the U.S. outdoor list as of June 6 at 12-0. Draher placed second at 10-10. Draher is the equal tenth best American woman vaulter and the number four high school vaulter of all-time. Serrano was third at 10-6. Serrano is the number seven high school vaulter of all-time. Bauer, who placed fourth at 10-2, is equal number



**JERNAE WRIGHT -- LJ**  
Photo by Bill Cockerham

eight high school vaulter of all-time. Warner was fifth at 10-2. Flett was sixth at 10-2. Candipan was seventh at 10-2.

## 1995 U.S. Women's List through June 6

**POLE VAULT** (4.10/13-5 1/4, 3.81/12-6). WL: 4.15/13-7 1/4 Sun Caiyun (China)

- |       |           |                           |
|-------|-----------|---------------------------|
| 3.81  | 12-6      | Melissa Price (Kingsburg) |
| 3.66  | 12-0      | Jocelyn Chase (NL)        |
| 3.51  | 11-6 1/4  | **Tyra Holt (Stanford)    |
| 3.431 | 11-3      | ***Shannon Walker (Bates) |
| 3.36  | 11-0 1/4  | *Jen Dalton (Stanford)    |
|       |           | Chelsea Istre (RTx)       |
| 3.35a | 10-11 3/4 | -Stacy Dragila (IdSt)     |

- |      |       |                           |
|------|-------|---------------------------|
|      |       | Holly Speight (Salem, OR) |
| 3.30 | 10-10 | Kristi Draher (Mesa, SD)  |
|      |       | Bridgett Pearson (NL)     |

Source: Track & Field News

## FINAL RESULTS

- |    |       |       |       |
|----|-------|-------|-------|
| 1. | 12-6  | 12-6  | 12-6  |
| 2. | 10-10 | 10-10 | 10-10 |
| 3. | 10-6  | 10-6  | 10-6  |
| 4. | 10-2  | 10-2  | 10-2  |
| 5. | 10-2  | 10-2  | 10-2  |
| 6. | 10-2  | 10-2  | 10-2  |
| 7. | 10-2  | 10-2  | 10-2  |
| 8. | 9-10  | 9-10  | 9-10  |
|    |       |       | NH    |

## Long Jump

**TRIALS.** Junior Jerna Wright (James Logan, Union City), the North Coast Section champion at 18-6 1/2 and the national leader at 20-9 3/4, was the leading qualifier in the trials at 20-2w. Senior Pam Simpson (Long Beach Poly, SS), the Southern Section champion at 19-1 1/2 and number two in the nation at 20-9 1/2, placed second at 20-2. Senior Tara Oettinger (Foothill, Santa Ana, SS), fourth in the Southern Section at 18-6 1/4 with a season best of 19-5w and 18-7 1/2, was third at 19-9w. Sophomore Carla Estes (James Logan, Union City, NC), second in the North Coast Section and seeded 13th at 18-0 1/2 with a season best of 18-9, was fourth at 19-5 1/2w. Estes would prove to be a significant factor in the team battle with Poly. Sophomore Akiba McKinney (Monte Vista, Spring Valley, SD), the San Diego Section champion at 19-0 3/4w, was fifth at 19-5 1/4w. Freshman Ashley Bethel (Mission Viejo, SS), third in the Southern Section at 18-7 1/4 with a season best of 19-1w, was sixth at 19-1w. Freshman Bunmi Oguniye (Long Beach Poly, SS), fifth in the Southern Section at 18-3 1/2 with a season best of 18-7, was seventh at 18-9 1/2w. Senior Carrie Jansen (Redwood, Visalia, CS), the Central Section champion at 18-0 1/2 with a season best of 18-10 1/2, was eighth at 18-6w. Junior Richelle Perkins (The Bishops, La Jolla, SD), second in the San Diego Section at 18-3 1/2, was the ninth and last qualifier for the finals at 18-4 1/2w.

Erin Stovall (Woodbridge, SS), second in the Southern Section at 18-7 1/2 with a season best of 19-2, was a non-qualifying 14th at 17-9 1/4. Jennifer Test (Bret Harte, Altaville), the Sacramento Section champion at 18-6w and a season best of 18-5, was 13th at 18-1 1/2. Senior Jessica Valpey (Pleasant Valley, Chico, NS), fifth

last year at 18-11 1/2, the Northern Section champion at 18-5 3/4, jumped 17-4. Tisha Ponder (Del Mar, San Jose, CC), the Central Coast Section champion at 18-5 1/4 with a best of 19-4 1/2, was tenth at 18-3.

**Preliminaries -- Qualifiers:** Estes 19-5 1/2, Oguniye 18-9 1/2, Perkins 18-4 1/2, Jansen 18-6, Oettinger 19-9, Wright 20-2, Bethel 19-1, McKinney 19-5 1/4, Simpson 20-0. **Non-qualifiers:** Pia McAllister (10) Clay-ton Vly 17-3 1/2, Raquel Brewer (10) Berkeley 16-6, Demetra Beverly (11) Oakland Tech 15-7 1/4, Neisha Henderson (12) Cleveland 17-1, Aisha Harrison (12) Wasco 18-2, Kimela West (12) Gardena 17-9, Lauren Parker (11) Bakersfield 17-9 1/2, Cia Johnson-Gordon (10) McAteer 17-1, Zakirah Sanford (11) Lincoln Prep 17-7, Gina Ocegueda, St. Francis 17-2, Tamra Livers, Livermore 17-8, Angela Orlando (12) Linden/SJ 16-11, Julie Tinker (12) Valley/SJ 18-1 3/4, Zunilda Ogarro (9) Washington, LA, Tisha Ponder, Del Mar 18-3, Jessica Valpey (12) Pleasant Vly 17-4, Jennifer Test (12) Bret Harte 18-1 1/2, Erin Stovall (10) Woodbridge 17-9 1/4.

## FINALS:

Wright won the final at 20-8w (+3.40). Her best legal jump was 20-0 1/2 (+0.90). Simpson placed second at 20-5 1/2w (+2.23). Simpson's best legal jump was 19-10 3/4. Estes was third at 19-2 1/2 (+1.36). Oettinger, the defending champion, finished fourth at 18-11w. Last year Wright was the leading qualifier in the trials, but only placed ninth in the finals.

"This means a lot," said Wright to the *Fremont Argus*. "Last year I felt I embarrassed myself."

## FINAL RESULTS

**National Record:** 22-01.75 Kathy McMillan (Hoke Co., Raelord, NC) 1976. **State Meet:** 22-00.5 Marion Jones (Thousand Oaks) 1993.

- |    |           |           |
|----|-----------|-----------|
| 1. | 20-8      | 20-8      |
| 2. | 20-5 1/2  | 20-5 1/2  |
| 3. | 19-2 1/2  | 19-2 1/2  |
| 4. | 18-11     | 18-11     |
| 5. | 18-10 3/4 | 18-10 3/4 |
| 6. | 18-10     | 18-10     |
| 7. | 18-8 3/4  | 18-8 3/4  |
| 8. | 18-3 1/4  | 18-3 1/4  |
| 9. | 17-9 1/2  | 17-9 1/2  |

## Triple Jump

**TRIALS.** Junior Kelly O'Connor (Esperanza, Anaheim, SS), second in the Southern Section at 37-10 1/2 with a season best of 39-7, won the trials at 39-10 1/4. Senior Jeanuarta Jackson (Central, Fresno, CE), the Central Section champion at 38-5 with a season best of 38-11, placed second at 39-5 1/2. Junior Kery O'Bric (Edison, Huntington

Beach, SS), third in the Southern Section at 37-7 1/4 with a season best of 39-0w and 38-11, was third at 38-9 1/2. Junior Andrea Lacson (James Logan, Union City, NC), second in the North Coast Section at 36-2 3/4 with a season best of 37-0, was fourth at 38-3 1/4. Senior Neisha Henderson (Cleveland, LA), the Los Angeles Section champion at 37-1 1/2 with a season best of 37-6 1/2w, was fifth at 38-3. Junior Julie Tinker (Valley, Sacramento, SJ), second in the Sac-Joaquin Section at 38-1 1/2w with a season best of 37-8 1/2, was sixth at 38-3. Senior Jennifer Test (Bret Harte, Altaville, SJ), the Sac-Joaquin Section champion at 38-4 1/2w with a season best of 37-8 1/2, was seventh at 38-2w. Freshman Damesha Griffith (Trabuco Hills, SS), the Southern Section champion at 38-2 3/4 with a season best of 38-7 1/2w, was eighth at 38-0 3/4w. Junior Connie Smith (Modesto, SJ), third in the Sac-Joaquin Section at 38-0 with a season best of 38-4 1/2, was the ninth and last qualifier for the finals at 37-8 3/4.

Junior Richelle Perkins (The Bishops, SD), the San Diego Section champion at 37-11, jumped 35-8. Freshman Andria Booker (El Camino, SD), second in the San Diego Section at 37-6 3/4 with a season best of 37-10, jumped 37-3 1/4.

**Preliminaries** - Qualifiers: 1Q. O'Connor 39-10 1/4, 2Q. Jackson 39-5 1/2, 3Q. O'Brice 38-9 1/2, 4Q. Lacson 38-3 1/4, 5Q. Henderson 38-3, 6Q. Tinker 38-3, 7Q. Test 38-2, 8Q. Griffith 38-0 3/4, 9Q. Smith 37-8 3/4. Non-qualifiers: Aleya Fuller (11) Mission/SF 31-3, Phyllis Brumm (10) Amador Vly 34-4, Jeannie Minton (12) Acalanes 36-5 3/4, Janel Sterbentz, Silver Creek 35-11 1/2, Cindy Pettibon, Gunderson 37-8 1/2, Aisha Harrison (12) Wasco 37-5 1/4, Kime-la West (12) Gardena 37-0 1/4, Lilian Ito, Fremont 36-0 1/2, LaTanya Collier (11) Banning 36-8 3/4, Alicyn Chappelle (12) Logan 37-1 3/4, Carrie Jansen (12) Redwood 36-8 1/2, Nancy Clayton (12) Newport Harbor 36-10 1/2, Alana Harrell (12) La Jolla 35-3 1/2, Tracy Hayden (12) Red Bluff 36-10, Erica Dickson (12) Mission Viejo 37-5 1/4, Sakai Metcalf (12) Skyline 35-0 1/2, Andria Booker (9) El Camino 37-3 1/4, Richelle Perkins (11) Bishops 35-8.

#### FINALS:

O'Connor won the final at 40-6 1/2 (+1.29).

"I was kind of glad I was ranked first coming in," O'Connor said to the *Los Angeles Times*. "I've never jumped last (in the jumping order)."

"The goal all year has been to hit 40 (feet)," the junior said to the



**KELLY O'CONNOR**

Photo by Bill Cockerham

*Orange County Register*. "I had it a couple of times, but I scratched. I knew if I was going to win I had to go over 40."

Griffith placed second at 39-2 1/2w (+2.95). Griffith had a legal best of 38-8. O'Brice was third at 39-0 3/4w (+2.62). O'Brice had a legal best of 38-3 1/4. Esperanza coach Al Britt said the competition between O'Connor and Sunset League rival O'Brice of Edison has pushed O'Connor to the point where she could go beyond 40 feet.

"Every time they've gone against each other they've had (personal records)," Britt said to the *Orange County Register*.

"I was just thinking, I want to go top three," Griffith said. "I thought I'd make it to state finals, but I didn't think I'd get second."

"When your body doesn't do what you want it to do, it's the most frustrating thing in the world," Bret Harte senior Jennifer Test, who finished ninth, said to the *Stockton Record*. "You can give 100 percent effort, but there can be something wrong with your body and it just says, 'no,' and you say, 'why not?' So that is what I was dealing with today. But in consolation, I'm telling myself, 'Gosh, No. 9 in the state, I can't be too upset with that.' I'm pretty proud of that. But you feel bad when you know what you're



**REBECCA MORRISON -- SP**

Photo by Bill Cockerham

capable of and don't quite get there."

The national leader is senior La-Shondra Christopher (River Ridge, Lacy, Washington) at 42-9.

#### FINAL RESULTS

**National & State Meet Record:** 44-00.5  
Juliana Yendork (Walnut, Ca) 1991

1. Kelly O'Connor (11) Esperanza 40-6 1/2
2. Damesha Griffith (9) TrabHills 39-2 1/2
3. Kerry O'Brice (11) Edison/SS 39-0 3/4
4. Connie Smith (11) Modesto 38-8 1/4
5. Jeanuarta Jackson (12) Cent 38-6 1/4
6. Neisha Henderson (12) Cleve 38-3 3/4
7. Julie Tinker (11) Valley/SJ 37-11 3/4
8. Andrea Lacson (11) Logan 37-10
9. Jennifer Test (12) Bret Harte 37-3

#### Shot Put

**TRIALS.** Senior Tina Etuale (Jefferson, Daly City, CC), the Central Coast Section champion at 45-6 1/2 with a season best of 47-6 1/2, was the top qualifier for the finals with a put of 45-0. Rebecca Morrison (Presentation, San Jose, CC), second in the Central Coast Section at 45-5 1/4 and third in the nation at 48-1 3/4, placed second at 43-11. Holly Timperley (Battle Creek, Nebraska) is the national leader at 48-11 1/2. Seilala Sua (Aquinas, Fort Lauderdale, Florida) is number two at 48-3. Junior Darlene Tulua (Carmel, CC), third in the Central Coast Section at 43-9 1/2 with a

season best of 44-10 3/4, was third at 43-3. Senior Andria Brown (South, Bakersfield, CS), sixth last year at 42-5, the Central Section champion at 42-11 1/2 with a season best of 44-3 3/4, was fourth at 42-3.

Freshman Chaniqua Ross (Laguna Creek, Elk Grove), the Sac-Joaquin Section champion 42-8 with a season best of 42-9, was fifth at 42-1 1/4. Senior Nadia Lopez (Arroyo Grande, SS), the Southern Section champion at 41-8 1/2 with a season best of 44-10 1/2, was sixth at 41-10 3/4. Sophomore Kristin Bryden (Anderson, NO), the Northern Section champion at 42-10 1/2 with a season best of 43-0 1/2, was seventh at 40-9. Junior Sarah Cisneros (Rubidoux, SS), fourth in the Southern Section at 39-6, was eighth at 40-5. Junior Marie Philman (Edison, SS), second in the Southern Section at 40-4, was the ninth and last qualifier for the finals at 39-7 1/2.

Junior Tanisha Hunter (Locke, LA), the Los Angeles Section champion at 41-2 1/2, threw 38-6. Senior Katie Suppa (Torrey Pines, SD), the San Diego Section champion at 40-9 1/2 with a season best of 41-3, threw 38-2.

**Preliminaries** - Qualifiers: 1Q. Etuale 45-0, 2Q. Morrison 43-11, 3Q. Tulua 43-3, 4Q. Brown 42-3, 5Q. Ross 42-1 1/4, 6Q. Lopez 41-10 3/4, 7Q. Bryden 40-9, 8Q. Cisneros 40-5, 9Q. Philman 39-7 1/2. Non-qualifiers Elizabeth Tuputala (11) Castlemont no show, Elizabeth Peacock (10) Moreau 32-1 1/4, Kristine Knobel (12) Santa Rosa 34-8, 1/2. Christina Pitchford (12) Clayton Vly 32-9 1/4, Nancy Vincent (11) Chatsworth 33-11, Tamara Dennis (12) San Pedro 36-0 1/4, Vavatau Pohahau (11) Balboa 36-4 1/4, Kim Washington (9) Tulare Western 37-9, Andrea Holmes (12) P. Henry 37-7 1/4, Amika Hughes (11) South Hills 37-8 1/4, Kim Matheny (12) Santana 37-7, Marisela Rooney (11) Woodland 39-2 3/4, Kristen Gabbard (12) Novato 37-9 1/2, Stacy Davidson (10) Reedley 37-0 1/2, Dawn Anderson (12) Newbury Park 39-3 1/4, Barbara Weaver (11) San Juan 38-9 3/4, Katie Suppa (12) Torrey Pines 38-2, Tanisha Hunter (11) Locke 38-6.

#### FINALS:

Morrison won the final at 47-5 3/4. Etuale placed second at 44-11 1/4. Tulua was third at 42-9 3/4.

#### FINAL RESULTS

**National Record:** 53-07.75 Natalie Kaaiwahia (Fullerton) 1983. **State Meet:** 52-07.5 Natalie Kaaiwahia (Fullerton) 1983.

1. Rebecca Morrison Present 47-6 3/4
2. Tina Etuale Jefferson/CC 44-11 1/4
3. Darlene Tulua Carmel 42-9 3/4
4. Chaniqua Ross (9) Lag Creek 41-8 1/2
5. Andria Brown (12) So Bkfld 41-2



# CIF/Toyota ■ California State Meet

- 6. Kristin Bryden (10) Anderson 41-2
- 7. Sarah Cisneros (11) Rubidoux 40-11 1/4
- 8. Nadia Lopez (12) Arroyo Gr 39-11 1/2
- 9. Maria Philman (11) Edison 39-6

## ■ Discus

**TRIALS.** Junior Darlene Tulua (Carmel, CC), the Central Coast Section champion at 149-1, was the top qualifier for the finals at 150-4. Senior Cara Heads (Newport Harbor, Newport Beach, SS), third in the Southern Section at 133-1 with a season best of 140-7, placed second at 149-5. Senior Nadia Lopez (Arroyo Grande, SS), the Southern Section champion at 148-5 with a season best of 161-9, was third at 147-9. Junior Mandy Buckey



**NADIA LOPEZ - DT**  
Photo by Bill Cockerham

(Bakersfield, CS), the Central Section champion at 145-6 with a season best of 148-4, was fourth at 145-9.

Freshman Chaniqua Ross (Laguna Creek, Elk Grove, SJ), the Sac-Joaquin Section champion at 143-10 with a season best of 144-6, was fifth at 144-3.

Freshman Cecilia Barnes-Mileham (Clovis West, CE), the Central Section champion at 133-5 with a season best of 145-8, was sixth at 141-4. Senior Tina Etuale (Jefferson, Daly City, CC), second in the Central Coast Section at 133-1 with a season best of 137-7, was seventh at 135-6. Senior Katie Beck (Clayton Valley, Concord, NC), the North Coast Section champion at 125-6, was eighth at 133-0. Senior Nikki Ball (Cabrillo, SS), second in the Southern Section at 135-11 with a season best of 138-7, was the ninth and last qualifier for the finals at 132-10.

Senior Laura Richmond (Monte Vista, SD), the San Diego Section champion at 137-7, threw 129-7. Sophomore Kristin Bryden (Anderson, NO), the Northern Section champion at 135-0 with a season best of 145-8, threw 131-7. Junior Christina Magana (Fallbrook, SD), second in the San Diego Section at 133-11 with a season best of 134-10, had no mark.

**Preliminaries - Qualifiers:** 1Q. Tulua 150-4, 2Q. Heads 149-5, 3Q. Lopez 147-9, 4Q. Buckey 145-9, 5Q. Ross 144-3, 6Q. Barnes-Mileham 141-4, 7Q. Etuale 135-6, 8Q. Beck 133-0, 9Q. Ball 132-10. **Non-qualifiers:** Kristin Gabbard (12) Novato 106-2, Melissa Reis (9) Logan 107-4, Lisann Logan (12) Orange Glen 125-2, Serna Dazzle (12) Newark Memorial 117-10, Rebecca Morrison, Presentation 123-4, Misty McNaughton (12) Kingsburg 124-10, Mary Kailihwa, Loretto 130-11, Susan Hatchett (11) Arroyo Grande 130-11, Penny Hansen (12) Nevada Union 127-7, Sonya Bryant (11) Marina 130-0, Laura Richmond (12) Monte Vista 129-7. **No mark:** Christina Magana (11) Fallbrook, Vavatau Pohahau (11) Balboa, Myisha McMiller (12) Banning, Suafoa Pola (12) Banning, Eboni White (12) Banning.

## FINALS

Lopez, second last year at 154-0, won the final at 152-6. Buckey, sixth last year at 139-6, placed second at 150-4. Tulua, fourth last year at 145-4, was third at 147-8.

The national leader is senior Roberta Collins (Sandusky, Ohio) at 173-10.

## FINAL RESULTS

**National Record:** 178-7 Suzy Powell (Modesto, CA) 1994. **State Meet:** 176-7 Suzy Powell (Modesto) 1993.

- 1. Nadia Lopez (12) Arroyo Gr 152-6
- 2. Mandy Buckey (11) Bakersfield 150-4
- 3. Darlene Tulua (11) Carmel 147-8
- 4. Cecilia Barnes-Mileham (9) CW 145-3
- 5. Cara Heads (12) Newport Harbor 140-7

- 6. Chaniqua Ross (9) Laguna Crk 136-11
- 7. Nikki Ball (12) Cabrillo 130-1
- 8. Katie Beck (12) Clayton Vly 125-4
- 9. Tina Etuale, Jefferson/CC 122-3

## ■ Team Scores

Long Beach Poly (SS), third last year with 24 points, won the team title with 52 points. The Jackrabbits, who are coached by Don Norford, won their third state track title in four years. They won in 1992 with 39 points and in 1993 with 56 points. Last year Skyline (OS) won with 36 points.

"This was the greatest," said Andrea Anderson to the *Long Beach Press Telegram*, who along with Simpson and Haddad, were members of the Poly title teams of 1992-93. "We really had to overcome a lot to win this one."

"They could be the greatest high school track and field team in the nation," said James Logan coach Lee Webb to the *San Francisco Examiner*.

## Long Beach Poly

- 100-3. Anderson 6 points.
- 200-3. Anderson 6 points.
- 300H-2. Withey 8 points.
- 400R-1. 10 points.
- 1600R-1. 10 points.
- HJ-4. S. Williams 4 points.
- LJ-2. Simpson 8 points.

James Logan (Union City, NC), coached by Lee Webb, placed second with 50 points.

"It's tough to lose by two points when we could've, should've, won," said Webb to the *Fremont Argus*. Wright said the second-place team finish and the circumstances surrounding it would not be something she would regret.

"That's fine," said Wright to the *Fremont Argus*. "We came and did the best we could, and as long as we know that, it's all right. It's over."

"I'm very impressed (by Logan)," Long Beach Poly coach Don Norford said to the *Fremont Argus*. "We have all the respect in the world for them."

## James Logan

- 100-2. Wright 8 points.
- 4. White 4 points.
- 200-2. White 8 points.
- 400-2. Estes 8 points.
- 1600R-3. 6 points.
- LJ-1. Wright 10 points.
- 3. Estes 6 points.

**North (Riverside, SS) was third with 34 points.**

- 400-3. Gray 6 points.
- 100HH-1. Hayes 10 points.
- 300H-1. Hayes 10 points.
- 1600R-2. 8 points.

## FINAL RESULTS

- 1. Long Beach Poly/SS 52
- 2. James Logan/NC 50
- 3. North/VSS (Riverside) 34
- 4. Wilson/SS (Long Beach) 30
- 5. Esperanza/SS 24
- 6. Mission San Jose/NC 18
- 7. Morningside/SS 14
- 8. Carmel/CC 12
- Central/CE 12
- 10. Arroyo Grande/SS, Bishop O Dowd/NC, Chino/SS, Immanuel/CE 10
- Kingsburg/CE, Modesto/SJ, Muir/SS, Salesian/NC, Presentation/CC, Santa Rosa/NC, 20. Agoura/SS, Bakersfield/CE, Cate/SS, Clovis West/CE, Jefferson/CC, Livermore/NC, Mira Mesa/SD, Mission Viejo/SS, Trabuco Hills/SS 8, 29. Pomona/SS 7, 30. Edison/SS, San Marcos/SD, St. Lucy's/SS 6, 33. Foothill/SS, Laguna Creek/SJ 5, 35. Morse/SD, Thousand Oaks/SS, Ventura/SS 4, 38. Valley/SJ 3, 39. Carondelet/NC, Laguna Hills/SS, Montgomery/NC, Newport Harbor/SS, Palmdale/SS, Peninsula/SS, Ponderosa/SJ, South Bakersfield/CE 2, 47. Acalanes/NC, Anderson/NO, Chaminade/SS, Cleveland/LA, Hamilton/LA, JF Kennedy/SJ, Redwood/CE, St. Bernard/SS, Stockdale/CE, Temescal Canyon/SS, Vallejo/SJ, West Covina/SS 1.

**TRAVEL LIGHT.**

**American Heart Association<sup>SM</sup>**  
Fighting Heart Disease and Stroke

**EXERCISE.**

© 1992, American Heart Association

**STATE MEET****At Cerritos College****BOYS**

100 (+2.12)—1. Holiwell, Bakersfield West, 10.43w; 2. Hinex, Sacramento Grant, 10.45; 3. Harrison, Dana Hills, 10.51; 4. Williams, San Diego University City, 10.65; 5. Conwright, Westchester, 10.71; 6. Eubanks, Oceanside El Camino, 10.72; 7. Morton, South Torrance, 10.73; 8. Soward, Fontana, 10.74; Howard, Canyon Springs, did not run.

200 (+2.90)—1. Harrison, Dana Hills, 20.82w; 2. Moore, Muir, 20.95; 3. Holiwell, Bakersfield West, 21.30; 4. Hinex, Sacramento Grant, 21.33; 5. Williams, San Diego University City, 21.34; 6. Guidry, Stockton Bear Creek, 21.38; 7. Lee, Cleveland, 21.43; 8. Charles, San Francisco McAteer, 21.69; 9. Davis, Ridgecrest Burroughs, 21.80.

400—1. Moore, Muir, 46.08; 2. Washington, La Sierra, 46.57; 3. Davis, Ridgecrest Burroughs, 47.23; 4. Campbell, Alta Loma, 47.67; 5. Lane, San Diego Patrick Henry, 47.80; 6. Burston, San Diego Morse, 48.25; 7. Carter, San Diego Morse, 48.39; 8. Jones, Manual Arts, 48.60; 9. Ramsey, Ventura, 49.89.

800—1. Richburg, Union City Logan, 1:48.40; 2. Granville, Bell Gardens, 1:48.47; 3. Pacheco, Brethren Christian, 1:52.02; 4. J. Levine, Merced Golden Valley, 1:52.53; 5. Homsby, Stockton St. Mary's, 1:52.66; 6. Lyon, Hesperia, 1:52.67; 7. Young, Berkeley St. Mary's, 1:52.84; 8. Clark, Arcata, 1:53.00; 9. Strutzel, Huntington Beach, 1:54.49.

1,600—1. Stember, Sacramento Jesuit, 4:04.00 (meet record, old mark, 4:05.4 for one mile, M. Schilling, Garden Grove, 1972) (3:48.57 for 1,500 meters); 2. Pacheco, Brethren Christian, 4:08.59 (3:54.6); 3. Henderson, San Diego Mira Mesa, 4:09.58 (3:54.0); 4. Blair, Napa, 4:10.91 (3:55.2); 5. Jones, Livermore, 4:11.94 (3:55.5); 6. A. Arce, Palmdale, 4:12.71 (3:56.7); 7. Jensen, Sunny Hills, 4:16.53; 8. Teekel, Oakland Bishop O'Dowd, 4:18.00; 9. Strahan, 4:18.91. Stember's splits: 61.6, 2:06.0, 3:05.6; last 400, 58.4; last 600, 1:26.4; last 800, 1:57.8.

3,200—1. Balkman, San Jose Lynbrook, 9:05.31 (8:34.2 for 3,000 meters); 2. McLarty, Ayala, 9:07.79 (8:35.9); 3. McQuitty, La Mesa Grossmont, 9:10.44 (8:34.5); 4. Sanchez, Capistrano Valley, 9:11.90 (8:38.1); 5. A. Arce, 9:13.98 (8:44.7); 6. Stember, Sacramento Jesuit, 9:14.02 (8:45.3); 7. Gonzalez, Crescenta Valley, 9:15.77; 8. Sanchez, Delano, 9:18.62; 9. Szody, Redding Foothill, 9:18.83; 10. Fischer, Thousand Oaks, 9:19.31. Others included: 14. Martinez, Garfield, 9:27.92; 21. Gilmore, Palisades, 9:37.83; 24. Sanchez, Garfield, 9:48.32.

110 HIGH HURDLES (-0.96)—1. Naivalu, Sunnyvale Fremont, 14.33; 2. Rambo, Long Beach Poly, 14.34; 3. Jenkins, Visalia Golden West, 14.39; 4. Degrammont, Tustin, 14.42; 5. D. Nord, Los Altos (Central Coast Section), 14.46; 6. Roman, Fresno Central, 14.78; 7. Patterson, Long Beach Poly, 14.79; 8. Kuritz, Encinitas Torrey Pines, 14.89; Forte, Oceanside El Camino, false start.

300 INTERMEDIATE HURDLES—1. Grimes, Canyon Springs, 36.83; 2. Walker, West Covina, 37.11; 3. Sanchez, San Diego University City, 37.30; 4. Lewis, Fairfax, 37.70; 5. Haywood, Muir, 37.71; 6. Fell, San Diego Rancho Bernardo, 38.28; 7. Kuritz, Encinitas Torrey Pines, 38.87; 8. Ellis, Crenshaw, 39.32; Rambo, Long Beach Poly, did not finish.

400 RELAY—1. Oakland Skyline, 40.78; 2. Bakersfield, 41.09; 3. Muir, 41.36; 4. Berkeley, 41.50; 5. Oceanside El Camino, 41.84; 6. Gardena Serra, 41.87; 7. San Diego University City, 41.96; 8. Fontana, 42.11; San Francisco McAteer, did not finish.

1,600 RELAY—1. Muir (Gray, 49.7; Haywood, 48.2; Shaeed McCullough, 49.8; Moore, 45.5); 2. Morningside, 3:13.30; 3. San Diego Morse, 3:16.27; 4. Berkeley, 3:16.65; 5. Sacramento Valley, 3:16.81; 6. San Diego University City, 3:13.08; 7. Gardena Serra, 3:18.96; 8. Bakersfield, 3:21.47; 9. San Diego, 3:21.72.

HIGH JUMP—1. Wilkins, Red Bluff, 7-0; 2. Larsen, Bakersfield Stockdale, 7-0; 3. Roby, Corcoran, 6-9; 4. Leonard, Santa Rosa Piner, 6-9; 5. Brossert, South Torrance, 6-8; 6. Fowle, Saugus, 6-8; 7. tie between Ziegler, San Jose Bellamine and Mahdi, Pittsburg, 6-6; 9. Sherwood, Esperaza, 6-4.

POLE VAULT—1. Brown, Encinitas Torrey Pines, 16-4; Wenholz, Gilroy, 15-6; 3. Hart, Sacramento Christian Brothers, 15-6; 4. Poirier, San Diego Mt. Carmel, 15-6; 5. Nichols, Arroyo Grande, 15-2; 6. Shimooka, Escondido San Pasqual, 15-2; 7. Michels, Brethren Christian, 15-2; 8. Haldezos, Milbrae Mills, 15-2; 9. Kovacs, El Modean, 14-8.

LONG JUMP—1. Scott, L.A. Fremont, 24-7 $\frac{3}{4}$  (wind +1.92 m.p.s.); 2. Devine, 23-8 $\frac{3}{4}$  (-1.83); 3. J. Nord, Los Altos (Central Coast Section), 22-11 $\frac{3}{4}$ ; 4. McKeaver, Ramona (San Diego Section), 22-11 $\frac{1}{2}$ w (2.17); 5. Stewart, Gardena, 22-8 $\frac{3}{4}$ ; 6. Kooba, Glendora, 22-8 $\frac{1}{2}$ w (+2.54); 7. Jenkins, Hueneme, 22-2 $\frac{1}{2}$ ; 8. Ferreira, El Dorado Hills Oak Ridge, 20-10; 9. Henley, Fresno, Bullard, 20-5 $\frac{1}{4}$ . Scott's series: 24-6 $\frac{3}{4}$ w, 24-7 $\frac{3}{4}$ , foul, foul, foul, 24-5 $\frac{1}{2}$ .

**TRIPLE JUMP**—1. Turner, Morningside, 49-2w (+2.58); 2. Anderson, Long Beach Poly, 48-5w (+—2.39) (48-3¼ legal best); 3. Williams, Lynwood, 48-3 (+1.47); 4. Abdullah, Union City Logan, 48-2½ (+1.76); 5. Evans, Muir, 48-1¾ (+1.97); 6. Williams, San Fernando, 47-1; 7. Slater, Chico Pleasant Valley, 46-10; 8. D. Nord, Los Altos (Central Coast Section), 46-9; 9. Friday, Dorsey, 45-4. Turner's series: 49-2w, pass, pass, pass, pass, pass.

**SHOTPUT**—1. Pentecost, Loyola, 62-3¾; 2. Martin, Madera, 60-7; 3. Chase, Santa Rosa Cardinal Newman, 60-3½; 4. Mounts, Bakersfield, 59-1; 5. Hammond, Fowler, 58-4½; 6. Baumer, Shingle Springs Ponderosa, 57-10½; 7. Jones, Arroyo Grande, 57-3¼; 8. Mazzoni, San Jose Bellamine, 56-10¼; 9. Lingenfelter, Claremont, 53-2¼. Pentecost's series: 59-6½, 59-10, 57-2½, 58-1, 58-1, 60-3½.

**DISCUS**—1. Jones, Arroyo Grande, 183-9; 2. Hein, Dana Hills, 176-3; 3. Hammond, Fowler, 176-0; 4. Bader, Huntington Beach Edison, 171-8; 5. Baumer, Shingle Springs Ponderosa, 170-9; 6. Bush, Modesto Downe, 169-2; Sharifi, Irvine University, 166-6; 8. Mayhew, Hacienda Heights Wilson, 162-7; 9. Herrick, San Diego Mt. Carmel, 138-9. Jones' series: 182-5, 183-9, foul, 164-4, 168-11, foul.

**FINAL TEAM LEADERS**—1. Muir, 38 points; 2. Dana Hills, 24; 3. Morningside, 18; 4. tie between Long Beach Poly and Bakersfield West, 16; 6. tie between Brethren Christian and Union City Logan, 14; 8. San Diego University City, 13; 9. tie among Arroyo Grande, Bakersfield and Sacramento Grant, 12; 12. Sacramento Jesuit, 11.

**GIRLS**

**100 (+2.43)**—1. Backus, Long Beach Wilson, 11.39w; 2. Wright, Union City Logan, 11.50; 3. Anderson, Long Beach Poly, 11.52; 4. White, Union City Logan, 11.56; 5. Sumpter, Muir, 11.58; 6. Walden, West Covina, 11.73; 7. McKinney, Spring Valley Monte Vista, 11.97; 8. Mucker, Hamilton, 12.07; 9. Stallworth, Sacramento Grant, 12.27.

**200**—1. Backus, Long Beach Wilson, 23.01w; 2. White, Union City Logan, 23.38; 3. Anderson, Long Beach Poly, 23.74; 4. Edwards, Pomona, 23.94; 5. Sumpter, Muir, 24.39; 6. Mucker, Hamilton, 24.50; 7. Gamer, San Diego Morse, 24.61; 8. Tillman, Pleasanton Foothill, 24.77; 9. McKinney, 24.90.

**400**—1. Williams, Chino, 53.40; 2. Estes, Union City Logan, 53.65; 3. Gray, Riverside North, 54.86; 4. Gamer, San Diego Morse, 55.06; 5. Davis, Long Beach Wilson, 55.39; 6. Edmonson, St. Bernard, 55.40; 7. Tillman, Pleasanton Foothill, 55.57; 8. Crockett, Oakland Skyline, 56.00; 9. Saavedra, El Cerrito, 56.67.

**800**—1. Johnston, Fresno Central, 2:08.68; 2. Ze, Livermore, 2:12.34; 3. Milner, Modesto, 2:13.06; 4. Campbell, Ventura, 2:13.46; 5. Richardson, Santa Rosa Montgomery, 2:13.68; 6. Caplis, Santa Rosa Foothill, 2:13.84; 7. Demby, Merced, 2:14.24; 8. Caulkins, Esperanza, 2:14.86; 9. Rhetta, Long Beach Poly, 2:16.30.

**1,600**—1. E. Riedy, Fremont Mission San Jose, 4:45.35 (4:28.7 for 1,500 meters); 2. Pugmire, Esperanza, 4:50.47 (4:31.6); 3. Ebner, St. Lucy's, 4:52.73 (4:34.5); 4. L. Riedy, Fremont Mission San Jose, 4:54.87 (4:37.9); 5. Gordon, Concord Carodelet, 4:55.41 (4:36.5); 6. Horgan, Temescal Canyon, 4:57.85 (4:38.1); 7. Muench, Temescal Canyon, 5:03.64 (4:43.3); 8. Cobb, Mountain View St. Francis, 5:04.80; 9. Hurst, Sonora (Sac-Joaquin Section), 5:10.33.

**3,200**—1. Stamps, Santa Rosa, 10:15.27 (9:38.6 for 3,000); 2. Skieresz, Agoura, 10:28.23 (9:49.0); 3. Pugmire, Esperanza, 10:38.40 (9:55.3); 4. Mortensen, Thousand Oaks, 10:46.18 (10:12.4); 5. Mehlberg, Peninsula, 10:46.95 (10:09.5); 6. Cohn, Bakersfield Stockdale, 10:49.61 (10:12.1); 7. Gunnison, Sacramento McClatchy, 10:54.01 (10:20.1); 8. Belesch, San Jose Silver Creek, 10:54.83 (10:19.5); 9. Sanchez, Wasco, 11:00.08; 10. Sandoval, San Francisco St. Ignatius, 11:02.03. Others included: 11. Dollar, San Clemente, 11:03.74; 21. Brandi Page, Granada Hills, 11:34.21; 22. Barajas, Van Nuys, 11:41.38; 24. Epstein, Palisades, 12:03.56. Stamp's 1,600 splits, 5:21.3 and 4:54.0).

**100 HIGH HURDLES (-0.38)**—1. Hayes, Riverside North, 13.45 (meet record, old mark, 14.11, B. Grant, 1993) (sixth performer all-time high school); 2. Kelly, Morningside, 14.18; 3. Bethel, Mission Viejo, 14.19; 4. Shepherd, Richmond Salesian, 14.31; 5. Totimeh, Sacramento Valley, 14.43; 6. Stone, Sacramento Kennedy, 14.54; 7. A. Grant, Oakland Bishop O'Dowd, 14.59; 8. Jones, Esperanza, 15.10; Wasden, Rio Mesa, did not start.

**300 LOW HURDLES**—1. Hayes, Riverside North, 41.20 (fourth performer all-time high school); 2. Withey, Long Beach Poly, 41.89; 3. Shepherd, Richmond Salesian, 43.13; 4. Williams, Fresno Clovis West, 43.40; 5. Thomas, Morningside, 43.56; 6. Morris, Vallejo, 43.69; 7. Stewart, San Carlos Beacon, 44.19; 8. Schukle, Santa Rosa, 44.88; Wasden, Rio Mesa, did not run.

**400 RELAY**—1. Long Beach Poly (Showe



Wasden, Rio Mesa, did not start.

**300 LOW HURDLES**—1. Hayes, Riverside North, 41.20 (fourth performer all-time high school); 2. Withey, Long Beach Poly, 41.89; 3. Shepherd, Richmond Salesian, 43.13; 4. Williams, Fresno Clovis West, 43.40; 5. Thomas, Morningside, 43.56; 6. Morris, Vallejo, 43.69; 7. Stewart, San Carlos Beacon, 44.19; 8. Schukle, Santa Rosa, 44.88; Wasden, Rio Mesa, did not run.

**400 RELAY**—1. Long Beach Poly (Showe, Haddad, Simpson, Anderson), 45.1 (fourth performance all-time high school); 2. Long Beach Wilson, 45.8; 3. Muir, 46.6; 4. Morningside, 46.7; 5. Pomona, 47.1; 6. Sacramento Valley, 47.3; 7. Oakland Skyline, no time; 8. El Cerrito, nt; Union City Logan, did not finish.

**1,600 RELAY**—1. Long Beach Poly (M. Williams, Haddad, Simpson, Anderson), 3:39.53 (sixth fastest team all-time and seventh fastest performance all-time); 2. Riverside North, 3:46.16; 3. Union City Logan, 3:46.67; 4. Oakland Bishop O'Dowd, 3:47.60; 5. Palmdale, 3:47.78; 6. Pomona, 3:47.90; 7. Oakland Skyline, 3:53.11; 8. Long Beach Wilson, 3:53.93; 9. El Cerrito, 4:00.35.

**HIGH JUMP**—1. Flaming, Reedley Immanuel, 6-0; 2. Laywer, Cate, 5-9; 3. Churchill, Oakland Bishop O'Dowd, 5-9; 4. S. Williams, Long Beach Poly, 5-8; 5. Haneef, Laguna Hills, 5-8; 6. Giltner, Chaminade, 5-8; 7. Kierulff, Esperanza, 5-8; 8. Holden, Vacaville Wood, 5-4; 9. Tan, Cupertino Monta Vista, 5-2.

**POLE VAULT**—1. Price, Kingsburg, 12-6 (high school record, old mark, 12-1, Price, 1995; meet record, new event; American best, but unacceptable for record purposes due to no drug testing); 2. Draher, San Diego Mira Mesa, 10-10; 3. Serrano, San Marcos (San Diego Section), 10-6; 4. Bauer, Fremont Mission San Jose, 10-2; 5. Warner, Shingle Springs Ponderosa, 10-2; 6. Flett, Lafayette Acalanas, 10-2; 7. Candipan, Marina, 10-2; 8. Castro, Huntington Beach, 9-10; Pickup, Chatsworth, no height (9-2).

**LONG JUMP**—1. Wright, Union City Logan, 20-8w (3.40) (20-0½ legal best, +0.90); 2. Simpson, Long Beach Poly, 20-5½w (2.23) (19-10¾, +1.33); 3. Estes, Union City Logan, 19-2½ (+1.36); 4. Oettinger, Santa Ana Foothill, 18-11w (+2.03) (18-3¼); 5. Bethel, Mission Viejo, 18-10¾ (+0.99); 6. Jansen, Visalia Redwood, 18-10 (-0.46); 7. Ogunleye, Long Beach Poly, 18-8¾ (+0.81); 8. McKinney, Spring Valley Monte Vista, 18-3¼; 9. Perkins, La Jolla The Bishops, 17-9½w (17-5¼); Wright's series: 19-2¼, foul, 17-9, 18-4¼w, 20-8w, 20-0½; Simpson's series: 17-3½, 19-0½w, 19-8½, 19-10¾, 20-5½w; 18-10½; Wright jumped last.

**TRIPLE JUMP**—1. O'Connor, Esperanza, 40-6½ (+1.29); 2. Griffith, Trabuco Hills, 39-2w (+2.95) (38-8 legal best); 3. O'Bric, Huntington Beach Edison, 39-0¾w (+2.62) (38-3¼); 4. Smith, Modesto, 38-8¼; 5. Jackson, Fresno Central, 38-6¼w (+3.44 (38-4); 6. Henderson, Cleveland, 38-3¾; 7. Tinker, Sacramento Valley, 37-11¾w, (37-3¼); 8. Lacson, Union City Logan, 37-10w; 9. Test, Altaville Bret Harte, 37-3; O'Connor's series: foul, 40-5¾; 40-6½, 39-1, 38-9¾, pass.

**SHOTPUT**—1. Morrison, San Jose Presentation, 47-5¾; 2. Eutale, Daly City Jefferson, 44-11¼; 3. Tuluva, Carmel, 42-9¾; 4. Ross, Elk Grove Laguna Creek, 41-8½; 5. Brown, Bakersfield South, 41-2 (40-10¼ second best throw); 6. Bryden, Anderson, 41-2 (40-6); 7. Cisneros, Rubidoux, 40-11¼; 8. Lopez, Arroyo Grande, 49-11½; 9. Philman, Huntington Beach Edison, 39-6. Morrison's series: 41-9¾; foul, 42-9¾; 43-11¾; 44-4, 47-6¾.

**DISCUS**—1. Lopez, Arroyo Grande, 152-6; 2. Buckley, Bakersfield, 150-4; 3. Tuluva, Carmel, 147-8; 4. Barnes-Mileham, Fresno Clovis West, 145-3; 5. Heads, Newport Harbor, 140-7; 6. Ross, Elk Grove Laguna Creek, 136-11; 7. N. Ball, Cabrillo, 130-1; 8. Beck, Concord Clayton Valley, 125-4; 9. Etuale, Daly City Jefferson, 122-3. Lopez's series: 148-9, 132-6, 150-6, 152-1, 148-1, 142-1.

**FINAL TEAM SCORES**—1. Long Beach Poly, 52; 2. Union City Logan, 50; 3. Riverside North, 34; 4. Long Beach Wilson, 30; 5. Esperanza, 24; 6. Fremont Mission San Jose, 18; 7. Morningside, 14; 8. tie between Carmel and Fresno Central, 12; 10. tie among, Arroyo Grande, Oakland Bishop O'Dowd, Chino, Reedley Immanuel, Kingsburg, Modesto, Muir, Salesian, San Jose Presentation and Santa Rosa, 10.

# The Day in Sports

## HIGH SCHOOL TRACK

### STATE MEET

#### At Centroc College

#### BOYS

100 (+2.12)—1. Holwell, Bakersfield West, 10.43w; 2. Hines, Sacramento Grant, 10.45; 3. Harrison, Dana Hills, 10.51; 4. Williams, San Diego University City, 10.65; 5. Conwright, Westchester, 10.71; 6. Eubanks, Oceanside El Camino, 10.72; 7. Morton, South Torrance, 10.73; 8. Soward, Fontana, 10.74; Howard, Canyon Springs, did not run.

200 (+2.90)—1. Harrison, Dana Hills, 20.82w; 2. Moore, Muir, 20.95; 3. Holwell, Bakersfield West, 21.30; 4. Hines, Sacramento Grant, 21.33; 5. Williams, San Diego University City, 21.34; 6. Guldry, Stockton Bear Creek, 21.38; 7. Lee, Cleveland, 21.43; 8. Charles, San Francisco McTeer, 21.69; 9. Davis, Ridgecrest Burroughs, 21.80.

400—1. Moore, Muir, 46.08; 2. Washington, La Sierra, 46.57; 3. Davis, Ridgecrest Burroughs, 47.23; 4. Campbell, Alta Loma, 47.67; 5. Lane, San Diego Patrick Henry, 47.80; 6. Burston, San Diego Morse, 48.25; 7. Carter, San Diego Morse, 48.39; 8. Jones, Manual Arts, 48.60; 9. Ramsey, Ventura, 49.89.

800—1. Richburg, Union City Logan, 1:48.40; 2. Granville, Bell Gardens, 1:48.47; 3. Pacheco, Brethren Christian, 1:52.02; 4. J. Levine, Merced Golden Valley, 1:52.53; 5. Homsby, Stockton St. Mary's, 1:52.66; 6. Lyon, Hesperia, 1:52.67; 7. Young, Berkeley St. Mary's, 1:52.84; 8. Clark, Arcata, 1:53.00; 9. Sinzler, Huntington Beach, 1:54.49.

1,600—1. Stember, Sacramento Jesuit, 4:04.00 (meet record, old mark, 4:05.4 for one mile, M. Schilling, Garden Grove, 1972) (3:48.57 for 1,500 meters); 2. Pacheco, Brethren Christian, 4:09.59 (3:54.6); 3. Henderson, San Diego Mira Mesa, 4:09.58 (3:54.0); 4. Blair, Napa, 4:10.91 (3:55.2); 5. Jones, Livermore, 4:11.94 (3:55.5); 6. A. Arce, Palmdale, 4:12.71 (3:56.7); 7. Jensen, Sunny Hills, 4:15.53; 8. Teekel, Oakland Bishop O'Dowd, 4:18.00; 9. Strahan, 4:18.91. Stember's splits: 61.6, 2:06.0, 3:05.6; last 400, 58.4; last 600, 1:26.4; last 800, 1:57.8.

3,200—1. Balkman, San Jose Lynbrook, 9:05.21 (8:42.2 for 3,000 meters); 2. McLarty, Ayala, 9:07.79 (8:35.9); 3. McQuilly, La Mesa Grossmont, 9:10.44 (8:34.5); 4. Sanchez, Capistrano Valley, 9:11.90 (8:38.1); 5. A. Arce, 9:13.98 (8:44.7); 6. Stember, Sacramento Jesuit, 9:14.02 (8:45.3); 7. Gonzalez, Crescenta Valley, 9:15.77; 8. Sanchez, Delano, 9:18.62; 9. Stody, Redding Foothill, 9:18.83; 10. Fischer, Thousand Oaks, 9:19.31. Others included: 14. Martinez, Garfield, 9:27.92; 21. Gilmore, Palisades, 9:37.83; 24. Sanchez, Garfield, 9:48.32.

110 HIGH HURDLES (0.96)—1. Nalvalu, Sunnyvale Fremont, 14.33; 2. Rambo, Long Beach Poly, 14.34; 3. Jenkins, Visalia Golden West, 14.39; 4. Degrammont, Tustin, 14.42; 5. D. Nord, Los Altos (Central Coast Section), 14.46; 6. Roman, Fresno Central, 14.78; 7. Patterson, Long Beach Poly, 14.79; 8. Kuritz, Encinitas Torrey Pines, 14.89; Forte, Oceanside El Camino, did not start.

300 INTERMEDIATE HURDLES—1. Grimes, Canyon Springs, 38.83; 2. Walker, West Covina, 37.11; 3. Sanchez, San Diego University City, 37.30; 4. Lewis, Fairfax, 37.70; 5. Hayward, Muir, 37.71; 6. Fell, San Diego Rancho Bernardo, 38.28; 7. Huntz, Encinitas Torrey Pines, 38.87; 8. Ellis, Crenshaw, 39.32; Rambo, Long Beach Poly, did not finish.

400 RELAY—1. Oakland Skyline, 40.78; 2. Bakersfield, 41.09; 3. Muir, 41.36; 4. Berkeley, 41.50; 5. Oceanside El Camino, 41.84; 6. Gardena Serra, 41.87; 7. San Diego University City, 41.96; 8. Fontana, 42.11; San Francisco McTeer, did not finish.

1,600 RELAY—1. Muir (Gray, 49.7; Hayward, 48.2; Shaeed McCullough, 49.8; Moore, 45.5); 2. Morningside, 3:13.30; 3. San Diego Morse, 3:16.27; 4. Berkeley, 3:16.65; 5. Sacramento Valley, 3:16.81; 6. San Diego University City, 3:13.08; 7. Gardena Serra, 3:18.96; 8. Bakersfield, 3:21.47; 9. San Diego, 3:21.72.

HIGH JUMP—1. Wilkins, Red Bluff, 7-0; 2. Larsen, Bakersfield Stockdale, 7-0; 3. Roby, Corcoran, 6-9; 4. Leonard, Santa Rosa Piner, 6-9; 5. Bossert, South Torrance, 6-8; 6. Fowler, Saugus, 6-8; 7. He between Ziegler, San Jose Bellamine and Mahdi, Pittsburg, 6-6; 9. Sherwood, Esperanza, 6-4.

POLE VAULT—1. Brown, Encinitas Torrey Pines, 15-4; Wenzel, Gilroy, 15-6; 3. Hart, Sacramento Christian Brothers, 15-6; 4. Poirer, San Diego Mt. Carmel, 15-6; 5. Nichols, Arroyo Grande, 15-2; 6. Shimokita, Escondido San Pasqual, 15-2; 7. Michaels, Brethren Christian, 15-2; 8. Haldicos, Millbrae Mills, 15-2; 9. Kovacs, El Modane, 14-8.

LONG JUMP—1. Scott, L.A. Fremont, 24-7¾ (wind +1.92 m.p.s.); 2. Devine, 23-8¾ (1-83); 3. J. Nord, Los Altos (Central Coast Section), 22-11¼; 4. McInerney, Ramona (San Diego Section), 22-11½w (2.17); 5. Stewart, Gardena, 22-8¾; 6. Kooba, Glendora, 22-8½w (+2.54); 7. Jenkins, Huemene, 22-2¼; 8. Ferreira, El Dorado Hills Oak Ridge, 20-10; 9. Henley, Fresno, Bullard, 20-5¼. Scott's series: 24-6¼w, 24-7¾, foul, foul, 24-5¼.

TRIPLE JUMP—1. Turner, Morningside, 49-2w (+2.59); 2. Anderson, Long Beach Poly, 48-5w (-2.59) (48-3¼ legal best); 3. Williams, Lynwood, 48-3 (+1.47); 4. Abdullah, Union City Logan, 48-2½ (+1.76); 5. Evans, Muir, 48-1¾ (+1.97); 6. Williams, San Fernando, 47-1; Slater, Chico Pleasant Valley, 46-10; 8. D. Nord, Los Altos (Central Coast Section), 46-9; 9. Friday, Dorsey, 45-4. Turner's series: 49-2w, pass, pass, pass, pass, pass.

SHOTPUT—1. Pentecost, Loyola, 62-3¼; 2. Martin, Madera, 60-7; 3. Chase, Santa Rosa Cardinal Newman, 60-3½; 4. Mounts, Bakersfield, 59-1; 5. Hammond, Fowler, 58-4½; 6. Baumer, Shingle Springs Ponderosa, 57-10½; 7. Jones, Arroyo Grande, 57-3¼; 8. Mazzoni, San Jose Bellamine, 56-10¼; 9. Lingemelter, Claremont, 53-2¼. Pentecost's series: 59-6½, 59-10, 57-2½, 58-1, 58-1, 60-3½.

DISCUS—1. Jones, Arroyo Grande, 183-9; 2. Hein, Dana Hills, 176-3; 3. Hammond, Fowler, 176-0; 4. Bader, Huntington Beach Edison, 171-8; 5. Baumer, Shingle Springs Ponderosa, 170-9; 6. Bush, Modesto Downe, 169-2; Sharif, Irvine University, 166-6; 8. Mayhew, Hacienda Heights Wilson, 162-7; 9. Herick, San Diego Mt. Carmel, 158-9. Jones' series: 182-5, 183-9, foul, 164-4, 168-11, foul.

FINAL TEAM LEADERS—1. Muir, 38 points; 2. Dana Hills, 24; 3. Morningside, 18; 4. He between Long Beach Poly and Bakersfield West, 16; 6. He between Brethren Christian and Union City Logan, 14; 8. San Diego University City, 13; 9. He among Arroyo Grande, Bakersfield and Sacramento Grant, 12; 12. Sacramento Jesuit, 11.

#### GIRLS

100 (+2.43)—1. Backus, Long Beach Wilson, 11.39w; 2. Wright, Union City Logan, 11.50; 3. Anderson, Long Beach Poly, 11.52; 4. White, Union City Logan, 11.56; 5. Sumpter, Muir, 11.58; 6. Warden, West Covina, 11.75; 7. McKinney, Spring Valley Monte Vista, 11.97; 8. Mucker, Hamilton, 12.07; 9. Stallworth, Sacramento Grant, 12.27.

200—1. Backus, Long Beach Wilson, 23.01w; 2. White, Union City Logan, 23.39; 3. Anderson, Long Beach Poly, 23.74; 4. Edwards, Pomona, 23.94; 5. Sumpter, Muir, 24.39; 6. Mucker, Hamilton, 24.50; 7. Gerner, San Diego Morse, 24.61; 8. Tillman, Pleasanton Foothill, 24.77; 9. McKinney, 24.90.

400—1. Williams, Chino, 53.40; 2. Estes, Union City Logan, 53.65; 3. Gray, Riverside North, 54.86; 4. Gerner, San Diego Morse, 55.06; 5. Davis, Long Beach Wilson, 55.39; 6. Edmonson, St. Bernard, 55.40; 7. Tillman, Pleasanton Foothill, 55.57; 8. Crockett, Oakland Skyline, 56.00; 9. Saavedra, El Cerrito, 56.67.

800—1. Johnston, Fresno Central, 2:08.68; 2. Za, Livermore, 2:12.24; 3. Miller, Modesto, 2:13.06; 4. Campbell, Ventura, 2:13.46; 5. Richardson, Santa Rosa Montgomery, 2:13.68; 6. Caplis, Santa Rosa Foothill, 2:13.84; 7. Demby, Merced, 2:14.24; 8. Caulkins, Esperanza, 2:14.86; 9. Rhetta, Long Beach Poly, 2:16.30.

1,600—1. E. Riedy, Fremont Mission San Jose, 4:45.35 (4:28.7 for 1,500 meters); 2. Pugmire, Esperanza, 4:50.47 (4:31.6); 3. Elmer, St. Lucy's, 4:52.75 (4:34.5); 4. L. Riedy, Fremont Mission San Jose, 4:54.87 (4:37.9); 5. Gordon, Concord Carondelet, 4:55.41 (4:36.5); 6. Horgan, Temescal Canyon, 4:57.85 (4:38.1); 7. Muench, Temescal Canyon, 5:03.64 (4:43.3); 8. Cobb, Mountain View St. Francis, 5:04.80; 9. Hurst, Sonora (Sac-Joanin Section), 5:10.33.

3,200—1. Stamps, Santa Rosa, 10:15.27 (9:38.6 for 3,000); 2. Skieresz, Agoura, 10:28.23 (9:49.0); 3. Pugmire, Esperanza, 10:38.40 (9:55.3); 4. Mortenson, Thousand Oaks, 10:46.18 (10:12.4); 5. Mehlberg, Peninsula, 10:46.95 (10:09.5); 6. Cohn, Bakersfield Stockdale, 10:49.61 (10:12.1); 7. Gunnison, Sacramento McClatchy, 10:54.01 (10:20.1); 8. Belesch, San Jose Silver Creek, 10:54.83 (10:19.5); 9. Sanchez, Wasco, 11:00.08; 10. Sandoval, San Francisco St. Ignatius, 11:02.03. Others included: 11. Dollar, San Clemente, 11:03.74; 21. Brandi Page, Granada Hills, 11:34.21; 22. Barajas, Van Nuys, 11:41.38; 24. Epstein, Palisades, 12:03.58. Stamp's 1,600 splits, 5:21.3 and 4:54.0.

100 HIGH HURDLES (0.38)—1. Hayes, Riverside North, 13.45 (meet record, old mark, 14.11, B. Grant, 1993) (sixth performer all-time high school); 2. Kelly, Morningside, 14.18; 3. Bethel, Mission Viejo, 14.19; 4. Shepherd, Richmond Salesian, 14.31; 5. Tolmech, Sacramento Valley, 14.43; 6. Stone, Sacramento Kennedy, 14.54; 7. A. Grant, Oakland Bishop O'Dowd, 14.59; 8. Jones, Esperanza, 15.10; Wasden, Rio Mesa, did not start.

300 LOW HURDLES—1. Hayes, Riverside North, 41.20 (fourth performer all-time high school); 2. Willey, Long Beach Poly, 41.89; 3. Shepherd, Richmond Salesian, 43.13; 4. Williams, Fresno Clovis West, 43.40; 5. Thomas, Morningside, 43.56; 6. Monts, Vallejo, 43.69; 7. Stewart, San Carlos Beacon, 44.19; 8. Schukle, Santa Rosa, 44.88; Wasden, Rio Mesa, did not run.

400 RELAY—1. Long Beach Poly (Shove, Haddad, Simpson, Anderson), 45.1 (fourth performance all-time high school); 2. Long Beach Wilson, 45.8; 3. Muir, 46.6; 4. Morningside, 46.7; 5. Pomona, 47.1; 6. Sacramento Valley, 47.3; 7. Oakland Skyline, no time; 8. El Cerrito, nt; Union City Logan, did not finish.

1,600 RELAY—1. Long Beach Poly (M. Williams, Haddad, Simpson, Anderson), 3:39.53 (sixth fastest team all-time and seventh fastest performance all-time); 2. Riverside North, 3:46.16; 3. Union City Logan, 3:46.67; 4. Oakland Bishop O'Dowd, 3:47.60; 5. Palmdale, 3:47.79; 6. Pomona, 3:47.90; 7. Oakland Skyline, 3:53.11; 8. Long Beach Wilson, 3:53.93; 9. El Cerrito, 4:00.35.

HIGH JUMP—1. Fleming, Reedley Immanuel, 6-0; 2. Layner, Cate, 5-9; 3. Churchill, Oakland Bishop O'Dowd, 5-8; 4. S. Williams, Long Beach Poly, 5-8; 5. Hansert, Laguna Hills, 5-8; 6. Giltner, Chaminade, 5-8; 7. Klenniff, Esperanza, 5-8; 8. Holden, Vacaville Wood, 5-4-p.9. Tan, Cupertino Monte Vista, 5-2.

POLE VAULT—1. Pricke, Kingsburg, 12-6 (high school record, old mark, 12-1, Pricke, 1995; meet record, new event; American best, but unacceptable for record purposes due to no drug testing); 2. Draher, San Diego Mira Mesa, 10-10; 3. Serrano, San Marcos (San Diego Section), 10-6; 4. Bauer, Fremont Mission San Jose, 10-2; 5. Warner, Shingle Springs Ponderosa, 10-2; 6. Flett, Lafayette Acalanas, 10-2; 7. Candipan, Marina, 10-2; 8. Castro, Huntington Beach, 9-10; Pickup, Chatsworth, no height (9-2).

LONG JUMP—1. Wright, Union City Logan, 20-5w (3.40) (20-0½ legal best, +0.90); 2. Simpson, Long Beach Poly, 20-5½w (2.23) (19-10w, +1.33); 3. Estes, Union City Logan, 19-2½ (+1.36); 4. Oettinger, Santa Ana Foothill, 18-11w (+2.03) (18-3¼); 5. Bethel, Mission Viejo, 18-10¾ (+0.99); 6. Jansen, Visalia Redwood, 18-10 (-0.46); 7. Ogunleye, Long Beach Poly, 18-8¾ (+0.81); 8. McKinney, Spring Valley Monte Vista, 18-3¼; 9. Perkins, La Jolla The Bishops, 17-9½w (17-5¼); Wright's series: 19-2¼, foul, 17-9, 18-4¼w, 20-5w, 20-0½; Simpson's series: 17-3½, 19-0¼w, 19-8½, 19-10¾, 20-5½w, 18-10½; Wright jumped last.

TRIPLE JUMP—1. O'Connor, Esperanza, 40-6½ (+1.29); 2. Griffith, Trabuco Hills, 39-2w (+2.95) (38-8 legal best); 3. O'Brice, Huntington Beach Edison, 39-0¼w (+2.62) (38-3¼); 4. Smith, Modesto, 38-8¼; 5. Jackson, Fresno Central, 38-6¼w (+3.44) (38-4); 6. Henderson, Cleveland, 38-3¾; 7. Tinker, Sacramento Valley, 37-11¼w (37-3¼); 8. Lacson, Union City Logan, 37-10w; 9. Test, Altaville Bret Harz, 37-3; O'Connor's series: foul, 40-5¼, 40-6½, 39-1, 38-9¾, pass.

SHOTPUT—1. Morrison, San Jose Presentation, 47-5¾; 2. Eutale, Daly City Jefferson, 44-11¼; 3. Tullua, Carmel, 42-9¼; 4. Ross, Elk Grove Laguna Creek, 41-8½; 5. Brown, Bakersfield South, 41-2 (40-10¼ second best throw); 6. Byden, Anderson, 41-2 (40-6); 7. Cisneros, Rubidoux, 40-11¼; 8. Lopez, Arroyo Grande, 40-11¼; 9. Philman, Huntington Beach Edison, 39-6. Morrison's series: 41-9¾, foul, 42-9¾, 43-11¼, 44-4, 47-6¾.

DISCUS—1. Lopez, Arroyo Grande, 152-6; 2. Buckley, Bakersfield, 150-4; 3. Tullua, Carmel, 147-8; 4. Barnes-Mileham, Fresno Clovis West, 145-3; 5. Heads, Newport Harbor, 140-7; 6. Ross, Elk Grove Laguna Creek, 136-11; 7. N. Ball, Cabrillo, 130-1; 8. Beck, Concord Clayton Valley, 125-4; 9. Eutale, Daly City Jefferson, 122-3. Lopez's series: 148-9, 132-6, 150-6, 152-1, 148-1, 142-1.

FINAL TEAM SCORES—1. Long Beach Poly, 52; 2. Union City Logan, 50; 3. Riverside North, 34; 4. Long Beach Wilson, 30; 5. Esperanza, 24; 6. Fremont Mission San Jose, 18; 7. Morningside, 16; 8. He between Carmel and Fresno Central, 12; 10. He among Arroyo Grande, Oakland Bishop O'Dowd, Chino, Reedley Immanuel, Kingsburg, Modesto, Muir, Salesian, San Jose Presentation and Santa Rosa, 10.

#### Friday's Results

##### Qualifying

##### SHOTPUT

Eutale, Daly City Jefferson, 45-0; Morrison, San Jose Presentation, 43-11; Tullua, Carmel, 43-3; Brown, Bakersfield South, 42-3; Ross, Elk Grove Laguna Creek, 42-1¼; Lopez, Arroyo Grande, 41-10¼; Byden, Anderson, 40-9; Cisneros, Rubidoux, 40-5; Philman, Huntington Beach Edison, 39-7½. Nonqualifiers included: 10. Anderson, Newbury Park, 39-3¼; 13. Hunter, Locke, 38-6; 20. Hughes, South Hills, 37-6¼; 22. Dennis, San Pedro, 36-3¼; 24. Vincent, Chatsworth, 33-11.

##### DISCUS

Tullua, Carmel, 150-4; Heads, Newport Harbor, 149-5; Lopez, Arroyo Grande, 147-9; Buckley, Bakersfield, 145-9; Ross, Elk Grove Laguna Creek, 144-3; Barnes-Mileham, Fresno Clovis West, 141-4; Eutale, Daly City Jefferson, 135-6; Beck, Concord Clayton Valley, 133-0; N. Ball, Cabrillo, 132-10.

## TRACK AND FIELD STATE HIGH SCHOOL CHAMPIONSHIPS

# Muir and Long Beach Poly Win

By ERIC SHEPARD  
TIMES PREP SPORTS EDITOR

With a capacity crowd of 12,000 chanting his name, Obea Moore of Pasadena Muir High obliged by running a victory lap at the conclusion of the state meet Saturday at Cerritos College.

Muir retained its boys' team title, but it was Moore's theatrics that brought the crowd to its feet. During the final lap of the 1,600-meter relay, the sophomore made up 25 meters and brought the Mustangs from third place to first with a time of 3 minutes 13.08 seconds. Inglewood Morningside finished second in 3:13.3.

Moore's relay split time of 45.4 may be the fastest quarter mile run in high school this season. It completed a productive day in which the 16-year-old won the 400, finished second in the 200 and anchored Muir's 400 relay to third place.

The Mustangs finished with 38 points to win their third title since 1990. Dana Hills was second with 24 points and Morningside third with 18.

"If there were ever any doubters about Obea's ability, I think he made believers out of them today,"

Muir Coach Clyde Turner said.

Turner credits Moore's loss in the 200 for his come-from-behind victory in the 1,600 relay.

"He was so upset that he didn't win the 200, that he wanted to give the crowd something to remember him by," Turner said.

Moore said he was so emotional during the 1,600 relay that he could not even hear himself think.

"I was so high off of the crowd that it was a feeling I've never experienced before," said Moore, who stepped on a set of spikes Friday and had to put bandages on the bottom of both feet in order to compete. "It made me forget that I wasn't feeling so well."

In the girls' team competition, Long Beach Poly needed a victory in the 1,600 relay to edge Union City James Logan for its third title in four years. Poly finished with 52 points and Logan with 50. Riverside North was third with 34.

Poly trailed Logan, 44-42, entering the 1,600 relay, but the Jackrabbits easily won the race in a near-record time of 3:39.53. Logan was third in 3:46.67.

Logan proved its own worst enemy. The Colts were running neck and neck with Poly in the 400 relay when anchor Kelli White

dropped the baton with 50 meters to go. Logan figured to finish second or third at worst, which would have given it the necessary points to win the team title.

Poly won the 400 relay in 45.1, eclipsing the national record of 45.11 set by Hawthorne in 1985. The record was later nullified, however, because it was hand timed and not automated.

There were many impressive performances on the day. LaKeisha Backus of Long Beach Wilson won the 100 and 200 against two of the most balanced fields ever assembled in those events. Joanna Hayes of Riverside North easily swept the 110-high hurdles and 300-low hurdles, and Melissa Price of Kingsburg bettered the American record in the pole vault with a mark of 12 feet 6 inches.

In the boys' 1,600, junior Michael Stemmer of Carmichael Jesuit set a meet record of 4:04.0, the fastest prep time in the race since 1987. Aaron Richberg of James Logan upset Michael Granville of Bell Gardens in the 800 with a winning time of 1:48.40. Bryan Howard of Moreno Valley Canyon Springs, who entered the meet as the favorite in the 100, scratched the finals because of an ankle injury.