


CALIFORNIA

Track & Running News

JULY / AUGUST 1997

ISSUE NO. 229



97710
Walt Lange
4920 Oak Leaf Avenue
Carmichael CA 95608

BULK RATE
U.S. POSTAGE
PAID
Fresno, CA 93706
Permit No. 629

STATEWIDE COVERAGE

TRACK & FIELD

CROSS COUNTRY

\$2.75

◆ SINCE 1974 ◆

1997 CIF/ARCO am/pm CALIFORNIA HIGH SCHOOL STATE TRACK & FIELD CHAMPIONSHIPS

BOYS

100 Meters

9 Advance: Top 1 Each Heat Plus

Next 6 Best Times

Heat 1 Wind Reading: -1.6

1 Sultan McCullough, 11 SS John Muir 10.62; 2 Demetrus Patterson, 11 LAS Birmingham 10.92; 3 Jerome Avery, 12 CS Lemoore 10.95; 4 Atari Callen, 10 NCS De La Salle 11.02; 5 Lance Wilson, 12 SJS Grace Davis 11.04; 6 Terre Sams, 12 CS Fresno 11.12; 7 Yanta Morrow, 10 SDS Serra SD 11.21; 8 Lenny Walls, 12 SFS Galileo 11.29; 9 Tramell Pree, 12 NCS Mt. Diablo 11.30.

Heat 2 Wind Reading: -0.8

1 Miguel Fletcher, 11 SS Alemany 10.75; 2 Kevin Howard, 12 LAS Crenshaw 10.78; 3 Daryl Rideaux, 10 SS Long Beach Poly 10.79; 4 Quincy Wright, 11 LAS El Camino Real 10.97; 5 Devon Ward, 11 SDS University City SD 11.12; 6 Kenny Wiley, 12 CS Bullard 11.13; 6 Antwon Chrisholm, 11 NCS Santa Rosa 11.13; 8 Tim Stevens, 11 NCS San Ramon Valley 11.17; 9 Aaron Bryant, 11 CCS Wilcox 11.21.

Heat 3 Wind Reading: -1.4

1 Justin Fargas, 11 SS Notre Dame SO 10.70; 2 Dashaun McCullough, 10 SS Serra 10.79; 3 Joseph Hunter, 11 SJS Vacaville 10.86; 4 Andre Ammons, 12 OS Skyline 10.87; 5 Ike Okenwa, 11 SDS Morse 10.93; 6

Kenny Slayton, 12 CCS Oak Grove 10.96; 7 Mike Taylor, 12 SJS Vacaville 11.12; 8 Daniel Jackson, 11 NS Pleasant Valley 11.27; 9 Chris Vivit, 12 CCS North Monterey 19.56.

Finals - Wind Reading: 2.4

1 Justin Fargas, 11 N Dame 10.52
2 Miguel Fletcher, 11 Alemany 10.80
3 Daryl Rideaux, 10 LBPoly 10.61
4 Andre Ammons, 12 Skyline 10.63
5 Kevin Howard, 12 Crenshaw 10.65
6 Joseph Hunter, 11 Vacaville 10.69
6 Demetrus Patterson, 11 Birm 10.69
8 Dashaun McCullough, 10 Serra 10.74

200 Meters

9 Advance: Top 1 Each Heat Plus

Next 6 Best Times

Heat 1 Wind Reading: 0.7

1 Sultan McCullough, 11 SS John Muir 20.99; 2 Andre Ammons, 12 OS Skyline 21.03; 3 Joseph Hunter, 11 SJS Vacaville 21.34; 4 Marcus Fields, 12 SJS AA Stagg 21.52; 5 Kenny Slayton, 12 CCS Oak Grove 21.86; 6 Brian Grant, 11 CS Ridgeview 21.94; 7 Shaun Ross, 12 NCS James Logan 22.31; 8 Deywine Adams, 12 LAS Cleveland 22.43; 9 Ronald Evans, 11 SFS McAteer 23.85.

Heat 2 Wind Reading: 1.0

1 Kareem Kelly, 10 SS Long Beach Poly 21.04; 2 Jason Manty, 12 SS Rowland 21.30; 3 Ike Okenwa, 11 SDS Morse 21.69; 4 Bryan Bartling, 11 SDS Grossmont 21.91; 5 Ric Cottengim, 10 SJS Elk Grove 22.02; 6 Devon Ward, 11 SDS University



Eddie Levine
400m

Photo by Bill Cockerham



James Levine
800m

Photo by Bill Cockerham

400 Meters

9 Advance: Top 1 Each Heat Plus
Next 6 Best Times

Heat 1

1 Eddie Levine, 12 SJS Golden Valley 46.53; 2 Jason Manty, 12 SS Rowland 47.93; 3 Chris Forde, 12 SS Notre Dame SO 48.04; 4 Jafar Williams, 11 NCS St. Mary's College 49.03; 5 Larry Jones, 11 LAS Taft LA 49.05; 6 Lawrence Jones, 11 LAS Taft LA 49.13; 7 Ryan Locklin, 12 NS Gridley 50.82; - Dan Schuman, 12 NCS Cardinal Newman SCR; - Julani Hogg, 12 CCS Riordan SCR

Heat 2

1 Tony Berrian, 12 SJS Atwater 47.21; 2 Jucorie Tryon, 12 SS John Muir 47.96; 3 Marlon Jarrett, 12 SS Mark Keppel 48.43; 4 Bryan Bartling, 11 SDS Grossmont 48.55; 5 Ricky Sharpe, 11 SDS Mt. Carmel 48.87; 6 Scott Sims, 12 SDS La Costa Canyon 48.94; 7 Will Downer, 12 NCS California SR 49.05; 8 Shane Sanders, 12 NCS Cardinal Newman 49.54; 9

City SD 22.10; 7 Arvin Wu, 11 CCS El Camino Sst 22.19; 8 Hung Nguyen, 10 CCS Silver Creek 22.30; 9 Daniel Jackson, 11 NS Pleasant Valley 22.75.

Heat 3 Wind Reading: 0.6

1 Miguel Fletcher, 11 SS Alemany 21.13; 2 Kevin Howard, 12 LAS Crenshaw 21.43; 3 Jerome Avery, 12 CS Lemoore 21.58; 4 Warren Rogers, 09 SS Serra 21.86; 5 Ryan Beasley, 11 CS Bakerfield 22.01; 6 Demetrus Patterson, 11 LAS Birmingham 22.04; 7 Dave Newton, 12 NCS San Ramon Valley 22.18; 8 Antwon Chrisholm, 11 NCS Santa Rosa 22.24; 9 Tyree Davis, 12 NCS Pittsburg 22.25.

Finals - Wind Reading: 2.1

1 Andre Ammons, 12 Skyline 20.91
2 Joseph Hunter, 11 Vacaville 21.03
3 Miguel Fletcher, 11 Alemany 21.12
4 Kareem Kelly, 10 LBeach Poly 21.23
4 Jason Manty, 12 Rowland 21.23
6 Marcus Fields, 12 AA Stagg 21.43
7 Kevin Howard, 12 Crenshaw 21.59
8 Jerome Avery, 12 Lemoore 21.84
- Sultan McCullough, 11 Muir SCR



Justin Fargas
100m

Photo by Bill Cockerham



Andre Ammons
200m

Photo by Bill Cockerham

1997 CALIFORNIA STATE CHAMPIONSHIPS

Gabe Orosco, 11 CS Tulare 50.85.

Heat 3

1 Mike Kenyon, 12 SJS Del Campo 47.16; 2 Tim Brown, 12 OS McClymonds 47.18; 3 Marques Anderson, 12 SS Long Beach Poly 47.37; 4 Calvin Carlyle, 12 LAS Dorsey 48.48; 5 Nick Ray, 11 CS Ridgeview 49.38; 6 Richard Rivera, 11 CS Tulare 49.88; 7 Ernesto Salinas, 11 CCS Gilroy 49.90; 8 Tom Stout, 11 CCS Mills 49.91.

Finals

1 Eddie Levine, 12 Golden Vly 46.77
2 Tony Berrian, 12 Atwater 47.24
3 Marques Anderson, 12LBPoly 47.36
4 Tim Brown, 12 McClymonds 47.41
5 Mike Kenyon, 12Del Campo 47.89
6 Chris Forde, 12 NDame SO 48.06
6 Jason Manly, 12Rowland 48.06
8 Jucorie Tryon, 12John Muir 48.25
9 Marlon Jarrett, 12 M Keppel 49.88

800 Meters

9 Advance: Top 1 Each Heat Plus

Next 6 Best Times

Heat 1

1 James Levine, 13 SJS Golden Valley 1:52.39; 2 Eric Soliz, 12 SS Costa Mesa 1:54.83; 3 Mark Hassell, 12 SS Barstow 1:54.99; 4 Devin Lindahl, 10 SS Dana Hills 1:55.07; 5 Jeff George, 12 NCS De La Salle 1:55.62; 6 Jose Arambula, 11 CS McFarland 1:57.38; 7 Gabriel Gil, 12 CS Madera 1:59.10; 8 Jesse Mullins, 12 NS Shasta 2:03.26; - Ronald Fleming, 11 LAS Fremont LA DQ.

Heat 2

1 Ryan Carroll, 12 SJS Merced 1:55.20; 2 Steve Daynes, 12 SDS El Capitan 1:55.59; 3 Jason Rudolph, 12 CCS Palo Alto 1:56.05; 4 Troy Smith, 11 NCS California SR 1:56.27; 5 Ryan Smithhart, 10 CS Buchanan 1:56.76; 6 Jake Bouey, 12 NCS Bishop O'Dowd 1:57.28; 7 Tamo Trujillo, 11 CCS North Monterey 1:58.34; 8 J. Webster, 12 OS Fremont Oakland 2:00.31; - Jared Plemons, 12 SJS Oakmont DQ.

Heat 3

1 Ryan Meuse, 11 SS Simi Valley 1:54.49; 2 Drew Ostler, 12 NCS Mission San Jose 1:54.78; 3 Owen Keville, 12 SS Santa Monica 1:55.03; 4 Jason Mavromatis, 12 SDS Granite Hills 1:56.15; 5 Jason Adkins, 12 CCS Wilcox 1:56.87; 6 Jose Andrade, 12 LAS Belmont 1:57.70; 7 Hong Castejon, 11 SDS Mira Mesa 1:59.50; 8 Rafael Dominguez, 12 LAS Roosevelt LA 2:03.97; 9 Suaro Cervantes, 12 SFS Balboa 2:04.94.

Finals

1. James Levine, 13 Golden Vly 1:50.62
2 Drew Ostler, 12 Miss S Jose 1:53.44
3 Owen Keville, 12 S Monica 1:54.05

4 Mark Hassell, 12 Barstow 1:54.38
5 Eric Soliz, 12 Costa Mesa 1:54.51
6 Ryan Meuse, 11 Simi Valley 1:54.70
7 Devin Lindahl, 10 Dana Hills 1:54.80
8 Ryan Carroll, 12 Merced 1:55.55
9 Steve Daynes, 12 El Capitan 1:56.21

1,600 Meters

9 Advance: Top 3 Each Heat Plus

Next 3 Best Times

Heat 1

1 Brendan Fitzgibbon, 12 CCS St. Ignatius 4:17.22; 2 Tom Prindiville, 12 NCS De La Salle 4:18.20; 3 Jason Taylor, 11 SS Peninsula 4:18.33; 4 Irving Moreno, 11 SS Polytechnic Riverside 4:20.00; 5 Paul Muille, 12 LAS North Hollywood 4:24.99; 6 Cheyne Jones, 12 SDS Coronado 4:26.13; 7 Scott McDonald, 11 NCS James Logan 4:28.53; 8 Gregorio Ramirez, 12 OS Oakland Tech 4:31.67; 9 Clint Dichoso, 11 SJS Downey Modesto 4:32.98; 10 Gavin Chamberlain, 13 SJS Oak Ridge 4:34.04; 11 Ali Benmohamed, 12 LAS Monroe 4:36.73; 12 Matt Duma, 12 CS Mt. Whitney 4:37.75; - Brad Hansen, 12 CCS St. Ignatius DNS*.

Heat 2

1 Jon Stevens, 11 NCS Mission San Jose 4:19.30; 2 Mike Altieri, 11 SJS Jesuit 4:19.72; 3 Steve Barrus, 12 CS Clovis 4:19.99; 4 Andrew Wulf, 12 CCS Bellar-



Jon Stevens
1600m

mine 4:21.41; Photo by Bill Cockerham
5 Alex Sanchez, 12 NCS De La Salle 4:23.11; 6 Evan Fox, 09 SDS West Hills 4:23.48; 7 Jason Manhart, 12 SS Trabuco Hills 4:25.58; 8 Eric Gans, 12 SS Dos Pueblos 4:26.28; 9 Jason Hunter, 12 SS Sultana 4:28.96; 10 Adam Greene, 11 SDS St. Augustine 4:31.25; 11 Jose Merino, 12 LAS Crenshaw 4:33.18; 12 Ryan Wade, 12 NS Central Valley 4:33.34; 13 Paul Nol, 12 SFS Lowell 4:35.43; 14 Mike Pestorich, 11 CS Clovis West 4:39.86.

Finals

1 Jon Stevens, 11 Miss S Jose 4:10.08
2 Brendan Fitzgibbon, 12 StIgn 4:11.28
3 Steve Barrus, 12 CS Clovis 4:14.80
4 Tom Prindiville, 12 DeLaSalle 4:15.31
5 Jason Taylor, 11 Peninsula 4:19.35

6 Mike Altieri, 11 Jesuit 4:19.36
7 Irving Moreno, 11 Poly Riv 4:20.59
8 Alex Sanchez, 12 DeLaSalle 4:21.08
9 Andrew Wulf, 12 Bellarmine 4:33.36

3,200 Meters

Finals

1 Isaiah Festa, 11 Morro Bay 9:06.06
2 Dave Rodriguez, 12 MissSJ 9:07.49
3 Corey Creasey, 12 Nev U9 9:15.29
4 Ronnie Buchanan, 11 Righ 9:15.70
5 Noel Nelson, 12 Redwd, Vis 9:16.13
6 Michael Kasahun, 12 Fres 9:22.13
7 Ryan Gallagher, 12 Tem Vly 9:23.27
8 J P Miramontes, 12GVly 9:23.43
9 Chad Durham, 11 LBch Poly 9:24.48
10 David Lopez, 12 Hoover 9:25.33
11 Mike Baskin, 11 Mt. Carmel 9:26.06;
12 David Braund, WValley 9:30.17; 13 Marcus Chandler, 10 Serra 9:30.73;
14 Cuco Chavez, 11 Hollister 9:36.33;
15 Juan Chavira, 11 Hanford 9:40.89;
16 Justin Willingham, 10 East Union 9:41.01; 17 Adam Perez, 11 Serra SM 9:44.11; 18 David Vigil, 10 NCS College Park 9:48.68; 19 Aaron Clewis, 12 OS Oakland 9:51.11; 20 Chad Foster, 12 NCS James Logan 9:51.86; 21 Tim Layden, 11 NCS De La Salle 9:51.96; 22 Gary Passanis, 11 CCS

Aptos

9:53.64;
23 Eron Tello, 12 SDS Rancho Bernardo 10:06.93;
24 Rodolfo Toro, 12 LAS Bell 10:32.47;
25

Bentley Lim, 10 SFS Lowell 10:41.98; -

Manuel Lopez, 12 LAS Belmont DNF; - Jose Merino, 12 LAS Crenshaw DNF.



Isaiah Festa
3200m

Photo by Bill Cockerham

110m High Hurdles

9 Advance: Top 1 Each Heat Plus

Next 6 Best Times

Heat 1 Wind Reading: -1.2

1 Dominique DeGrammont, 12 SS Tustin 14.04; 2 Brandon Brown, 12 SS Dominguez 14.35; 3 Tony Galaviz, 12 CCS Gunderson 14.52; 4 Kevin Carter, 12 CS South Bakersfield 14.84; 5 Tim Bogdanoff, 11 CS Buchanan 14.86; 6 Stevonnie Smith, 12 LAS University LA 14.95; 7 Rich Nero, 11 NCS St. Mary's College 15.18; 8 Charles Arney, 11

NCS

James Logan 15.52; 9 Jason Andrews, 12 NCS Rancho Cotate 15.83.

Heat 2

Wind Reading:

-1.2

1 Sharif Paxton, 12 LAS Crenshaw 13.92;

2 Kenyon Rambo, 12 SS Long Beach Poly 14.05; 3 Tracy Smith, 12 SDS Rancho Buena Vista 14.60; 4 Guy McGowan, 11 CCS Leigh 14.61; 5 John Knowles, 12 SJS Fairfield 14.77; 6 David Lingham, 12 NS Corning 14.84; 7 Jerry Woestman, 12 SDS El Capitan 15.08; 8 Clinte Motley, 12 SS Alta Loma 15.10; 9 Tino Ratliff, 11 SFS McAteer 15.39.

Heat 3 Wind Reading: -1.9

1 Arend Watkins, 12 CCS Silver Creek 14.12; 2 Reggie DePass, 12 SDS Montgomery SD 14.21; 3 Mike Smith, 12 SS El Toro 14.48; 3 Lamarlo Robinson, 12 CS Tulare Western 14.48; 5 Terry Ellis, 10 LAS Dorsey 14.73; 6 Gerald Franks, 12 SJS Jesuit 14.79; 7 Henry Frazier, 12 SJS Hogan 14.99; 8 Donte Joseph, 12 NCS Pinole Valley 15.41; 9 Roy Edwards, 12 OS Fremont Oakland 16.08.

Finals

Wind Reading: 1.3

1 D DeGrammont, 12 Tustin 13.48
2 Sharif Paxton, 12 Crenshaw 13.58
3 Kenyon Rambo, 12 L Bch Poly 13.64
4 Reggie DePass, 12 Montg 13.86
5 Tony Galaviz, 12 Gunderson 14.16
6 Arend Watkins, 12 Silver Creek 14.20
7 Brandon Brown, 12 Domin 14.21
8 Mike Smith, 12 SS El Toro 14.28
9 Lamarlo Robinson, 12 Tul W 14.30

300m Int. Hurdles

9 Advance: Top 1 Each Heat Plus

Next 6 Best Times

Heat 1

1 Tracy Smith, 12 SDS Rancho Buena Vista 37.41; 2 Dominique DeGrammont, 12 SS Tustin 37.42; 3 Al Williams, 11 SS Irvine 37.80; 4 Richard Bravin, 11 SDS Valhalla 38.55; 5 Derek Seymour, 12 CCS San Lorenzo Valley 38.69; 6 Jason Andrews, 12 NCS Rancho Cotate 38.80; 7 Kevin Mackey, 11 NCS Northgate 39.81; 8 Thomas Hocker, 11



Dominique DeGrammont
110m HH

Photo by Bill Cockerham

1997 CALIFORNIA STATE CHAMPIONSHIPS



Kenyon Rambo
300m IH

Photo by Bill Cockerham

CCS Silver Creek 40.11; 9 Luke Dalske, 12 NS Sulter 41.67.

Heat 2

1 Kenyon Rambo, 12 SS Long Beach Poly 37.56; 2 Kevin Carter, 12 CS South Bakersfield 38.23; 3 David Warren, 12 SS Hawthorn 38.27; 4 Stevonne Smith, 12 LAS University LA 38.73; 5 Dave Bales, 12 SJS Del Oro 39.48; 6 Guy McGowan, 11 CCS Leigh 39.60; 7 Greg Lee, 10 LAS Dorsey 40.00; 8 Marion Beaver, 11 NCS Newark Memorial 40.02; 9 Roy Edwards, 12 OS Fremont Oakland 40.74.

Heat 3

1 Reggie DePass, 12 SDS Montgomery SD 37.51; 2 Nick Ray, 11 CS Ridgeview 38.05; 3 Tim Bogdanoff, 11 CS Buchanan 38.08; 4 John Knowles, 12 SJS Fairfield 38.92; 5 Leonard Lexion, 11 SS San Bernardino 38.95; 6 Rich Nero, 11 NCS St. Mary's College 39.10; 7 Terry Ellis, 10 LAS Dorsey 40.29; 8 Tino Ratliff, 11 SFS McAteer 40.99; 9 Ken Vaughn, 12 SJS Elk Grove 41.24.

Finals

1 Kenyon Rambo, 12 LB Poly 36.57
2 Tracy Smith, 12 RBuena Vista 37.00
3 Al Williams, 11 Irvine 37.55
4 Dom DeGrammont, 12 Tustin 37.61
5 Reggie DePass, 12 Montg 38.03
6 David Warren, 12 Hawth 38.31
7 Kevin Carter, 12 SBakersfield 39.13
8 Tim Bogdanoff, 11 Buchanan 39.70
- Nick Ray, 11 Ridgeview FS

4x100 Meter Relay

9 Advance: Top 1 Each Heat Plus
Next 6 Best Times

Heat 1

1 SS John Muir 40.55, 2 SJS AA Stagg 41.09, 3 CS Edison Fresno 41.22, 4 SS Rowland 41.65, 5 CCS North Monterey 42.04, 6 LAS Crenshaw 42.06, 7 NCS James Logan 42.25, 8 NCS California SR 43.26, 9 NS Pleasant Valley 44.36.

Heat 2

1 SDS Morse 41.38, 2 SDS University City SD 41.75, 3 SJS Grant Sacto 42.00, 4 CCS Gunderson 42.06, 5 SS Hawthorn 42.34, 6 NCS St. Mary's College 42.74, 7 SDS Rancho Bernardo 43.15, 8 NCS San Ramon Valley 49.70, - LAS Dorsey DQ.

Heat 3

1 SS Serra 41.24, 2 SS Chino 41.30, 3 CS Lemoore 41.75, 4 LAS Gardena 41.82, 5 SJS Atwater 42.60, 6 CS Bakersfield 42.62, 7 CCS Cupertino 42.84, 8 SFS Galileo DNF, - OS McClymonds DQ.

Finals

1 SS John Muir 40.35
2 SS Serra 40.73
3 CS Edison Fresno 40.90
4 SDS Morse 41.06
5 SS Chino 41.07
6 SDS University City SD 41.35
7 SJS AA Stagg 41.41
8 SS Rowland 41.45
9 CS Lemoore 42.03

4x400 Meter Relay

9 Advance: Top 1 Each Heat Plus
Next 6 Best Times

Heat 1

1 SS John Muir 3:15.65, 2 LAS Taft LA 3:16.57, 3 CCS Gunn 3:18.52, 4 SJS Golden Valley 3:20.09, 5 OS Skyline 3:21.04, 6 SDS University City SD 3:22.16, 7 NCS Campolindo 3:25.08, 8 NCS Cardinal Newman 3:35.69, - CS Bakersfield DQ.

Heat 2

1 SS Dominguez 3:12.95, 2 SJS AA Stagg 3:17.39, 3 NCS California SR 3:18.01, 4 SDS Morse 3:19.32, 5 SDS La Costa Canyon 3:20.48, 6 LAS Westchester 3:22.55, 7 NS Red Bluff 3:33.52, - CS Ridgeview DQ, - CCS Del Mar SCR.

Heat 3

1 SS Long Beach Poly 3:13.79, 2 SS Notre Dame SO 3:14.84, 3 SS Hawthorne 3:17.55, 4 LAS Dorsey 3:18.96, 5 NCS St. Mary's College 3:19.22, 6 SJS Fairfield 3:19.87, 7 CCS St. Francis MV 3:22.44, 8 CS Clovis 3:24.52, 9 SFS Lowell 3:31.99

Finals

1 SS Dominguez 3:12.51
2 SS Long Beach Poly 3:13.99
3 SS Notre Dame SO 3:14.53
4 LAS Taft LA 3:15.22
5 SS Hawthorn 3:16.62
6 NCS California SR 3:17.34
7 CCS Gunn 3:21.89
- SJS AA Stagg DQ
- SS John Muir SCR

High Jump

Preliminary Results

1 Clinte Molley, 12 SS Alta Loma 6'08.00", 2 Lester Deraad, 12 SS Tustin 6'08.00", 2 Gabriel Zarale, 10 CS Selma 6'08.00", 2 Jason Howard, 12 CS Ridgeview 6'08.00", 5 Darren Marble, 11 CCS Los Altos 6'08.00", 6 Eric Hollins, 11 SDS Escondido 6'08.00", 6 Darryl Feilbach, 12 SJS Bear Creek 6'08.00", 8 Rokeem Osby, 12 SJS Cordova 6'08.00", 9 Elliot Parks, 12 SS El Toro 6'08.00", 10 Jimmy Cepeda, 12 LAS Hollywood 6'07.00", 11 Ben Cook, 12 CCS Carmel 6'07.00", 12 Demario Franklin, 12 SS Arcadia 6'06.00", 13 Bryan Reese, 12 SS Dana Hills 6'06.00", 14 Chris Drewry, 11 CS Stockdale 6'06.00", 15 John Darcey, 11 CCS Serra SM 6'06.00", 16 Mike Ruffell, 12 NS Enterprise 6'06.00", 17 Darrell Lewis, 12 NCS Pittsburg 6'04.00", 18 Alex Woods, 13 SJS Tokay 6'04.00", 19 Steve Carpenter, 10 NCS Ygnacio Valley 6'04.00", 20 Seth Barrett, 12 NCS Santa Rosa 6'02.00", 21 Ricky

Duff, 11 LAS Manual Arts 6'02.00", 21 Dexter Arney, 12 OS Skyline 6'02.00", 21 Elliot Walker, 12 SDS Morse 6'02.00", - Edward Maldur, 12 LAS Birmingham NH, - Rahul Hazarika, 12 SDS Rancho Bernardo NH, - Jaques Wilson, 09 SFS Lincoln SF DNS", - David Collin, 2 NCS James Logan DNS".

Finals

1 Jason Howard, 12 Ridgev 7'01.00"
3 Clinte Molley, 12 AltaLoma 7'00.00"
4 Gabriel Zarale, 10 Selma 7'00.00"
5 Lester Deraad, 12 Tustin 6'09.00"
6 Elliot Parks, 12 El Toro 6'09.00"
7 Rokeem Osby, 12 Cordva 6'08.00"
8 Darren Marble, 11 L Altos 6'06.00"
9 Eric Hollins, 11 Escondido 6'06.00"

Pole Vault

Preliminary Results

1 David Gritz, 12 SJS Bear Creek 15'00.00", 2 Steve Harris, 12 CCS Del Mar 15'00.00", 3 Mark Unzueta, 11 CS Lemoore 15'00.00", 4 Travis Vandrovec, 12 SS Fountain Vly 15'00.00", 5 Joel Kriwinski, 12 SS Arroyo Grande 15'00.00", 6 Andrew Peeke, 11 SS Peninsula 15'00.00", 7 Willie Deitchman, 12 SJS Ponderosa 15'00.00", 8 Robert Carbajal, 11 CCS Mt. Pleasant 15'00.00", 9 Seth Benson, 12 CS Golden West 15'00.00", 10 Trent Nahas, 12 NCS Monte Vista Dan 14'08.00", 11 David Grijalva, 12 CCS North Monterey 14'08.00", 12 Mao Phoeun, 12 SJS Bear Creek 14'04.00", 13 Jeremy Cunningham, 12 LAS



Jason Howard
High Jump

Photo by Bill Cockerham



David Gritz
Pole Vault

Photo by Bill Cockerham


1997 CALIFORNIA STATE CHAMPIONSHIPS

Verdugo Hills 14'04.00", 14 Brian Price, 12 CS Kingsburg 14'04.00", 15 James Tutrow, 12 SDS Poway 14'00.00", 16 Alan Ekstrand, 12 SS Glendora 14'00.00", 17 Jacob Hayes, 12 NCS Fortuna 14'00.00", 18 Eric Cheng, 12 SDS Rancho Buena Vi 13'06.00", 19 Matt Mueller, 12 SDS Rancho Buena Vi 13'06.00", 19 Ryan Tacherla, 11 NCS San Ramon Valle 13'06.00", 19 Brandon Braunstein, 10 NCS Newark Memorial 13'06.00", 19 Eddle Becker, 12 SS Temescal Canyon 13'06.00", - Peter Mak, 10 SFS Lowell NH, - Arthur Harris, 11 OS McClymonds NH, - David Kassab, 11 LAS University LA NH, - Jason Honey, 11 NS West Valley Cot NH, - Patrick Turner, 11 LAS Granada Hills NH.

Finals
 1 David Gritz, 12 Bear Crk 16'07.00"
 2 Steve Harris, 12 Del Mar 15'06.00"
 3 Mark Unzueta, 11 Lem 15'06.00"
 4 Willie Deitchman, 12 Pon 15'06.00"
 5 Seth Benson, 12 GWest 15'06.00"
 6 Travis Vandrovec, 12 FVly 15'02.00"
 7 Joel Kriwinski, 12 ArrGre 14'08.00"
 8 Robert Carbajal, 11 Mt.P114'08.00"
 9 Andrew Peeke, 11 Peni 14'08.00"

22'09.00" 2.6, 16 Donald Strickland, 11 CCS Riordan 22'08.25" 3.6, 17 Billy Wingfield, 11 LAS Carson 22'03.00" 3.1, 18 Mike Smith, 12 SS El Toro 22'01.75" 3.2, 19 Chris Lacy, 12 CCS Oak Grove 22'01.25" 1.3, 20 William Nero, 12 CCS Menlo Atherton 22'01.00" 1.5, 21 Brandon Jones, 11 SS Ayala 21'11.75" 1.3, 22 Marcel Armstrong, 11 CS McLane 21'08.50" 1.3, 23 David Landingham, 12 NS Corning 21'08.00" 2.2, 24 Matt Hunt, 11 NCS Fortuna 21'02.50" 2.4, 25 Quac Hoang, 12 SFS Galileo 21'01.25" 3.9, 26 Ray Bardone, 12 SS Edison HB 20'10.25" 3.8, - Ryan Fernandez, 11 OS Skyline DNS* NWI.

Finals
 1 Marvin Brown, 12 Wood 24'05.25"
 2 Patrick McCall, 12 Carson 24'04.75"
 3 Henry Jenkins, 12 PaRob 24'02.50"
 4 Anthony Colson, 12 Cnter 24'02.00"
 5 B B Malone, 11 GWest 23'10.00"
 6 Courtney Palmore, 12 Ox 23'08.50"
 7 Kenny Pearson, 11 Stagg 23'07.75"
 8 Darrell Lewis, 12 Pittsbrg 23'06.25"
 9 C J Nakayama, 12 Clovis 22'07.75"
 -Elliot Walker, 12 MorseFOUL NWI



Van Mounts
Shot Put
 Photo by Bill Cockerham



Scott Moser
Discus Throw
 Photo by Bill Cockerham

Long Jump


Preliminary Results
 1 Patrick McCall, 12 LAS Carson 24'05.25" -0.4, 2 B B Malone, 11 CS Golden West 24'00.50" 1.3, 3 Courtney Palmore, 12 SS Oxnard 23'10.75" 2.6, 4 Henry Jenkins, 12 SS Paso Robles 23'10.00" 2.9, 5 Darrell Lewis, 12 NCS Pittsburg 23'08.50" 3.3, 6 Anthony Colson, 12 SJS Center 23'06.00" 3.5, 7 Elliot Walker, 12 SDS Morse 23'05.50" 2.9, 8 Marvin Brown, 12 SJS Will C. Wood 23'01.50" 2.5, 9 Kenny Pearson, 11 SJS AA Stagg 23'01.50" 2.5, 10 C J Nakayama, 12 CS Clovis 23'00.75" 1.9, 11 Kieran Cox, 12 NCS Antioch 23'00.50" 2.3, 12 Eric Hollins, 11 SDS Escondido 22'11.00" 2.8, 13 Austin Uku, 12 LAS Narbonne 22'10.50" 2.9, 14 Dan Littlefield, 10 NCS Sonoma Valley 22'09.25" 3.0, 15 Daniel Her- man, 11 SDS Granite Hills



Marvin Brown
Long Jump
 Photo by Bill Cockerham

Triple Jump

Preliminary Results
 1 Jason Howard, 12 CS Ridgeview 50'00.25" 0.5, 2 Clinte Motley, 12 SS Alta Loma 49'06.50" 0.5, 3 Anthony Colson, 12 SJS Center 48'10.25" 0.0, 4 Jerrold Mack, 11 NCS St. Mary's Coll 48'08.75" 0.0, 5 Daniel Johnson, 12 SJS Vanden 48'06.00" 0.0, 6 Joe Augustine, 12 SJS Yuba City 47'11.25" 0.6, 7 Matt Primous, 11 SS Lompoc 47'11.00" 1.2, 8 Draper Rivers, 12 SDS Morse 47'07.75" 0.8, 9 Tyriff Rudder, 12 SDS Mt. Miguel 47'02.00" 0.5, 10 B B Malone, 11 CS Golden West 47'00.00" 0.6, 11 Duran Archie, 11 CS Hoover Fresno 46'07.75" 0.7, 12 Michael Cordoba, 11 CCS North Salinas 46'05.25" 0.5, 13 Tafari Wilson, 11 NCS James Logan 46'04.75" 1.5, 14 William Rosser, 12 LAS Gardena 45'11.50" 1.9, 15 Glen Stone, 11 CCS Yerba



Anthony Colson
Triple Jump
 Photo by Bill Cockerham

Buena 45'11.50" 2.5, 16 Markus Carr, 12 SS Palmdale 45'11.25" 1.2, 17 J. L. Lewis, 11 LAS Dorsey 45'04.75" 1.5, 18 Thomas Carter, 12 SS John Muir 45'03.50" 1.1, 19 Jason Humphrey, 12 NCS Bishop O'Dowd 45'03.00" 2.3, 20 Andy Badger, 11 SS Diamond Bar 45'01.75" 2.3, 21 Chi Hoewing, 12 SDS Crawford 44'04.25" 0.9, 22 Damian Mackey, 11 NCS James Logan 44'02.50" 1.6, 23 Ryan Fernandez, 11 OS Skyline 44'02.25" 1.0, 24 Garrett White, 11 NS Corning 42'03.75" 1.9, 25 Danny Douglas, 12 CCS Fremont Sunnyva 41'11.75" 0.7, - Tan Nguyen, 12 SFS Lowell FOUL NWI, - Amon Head, 11 LAS Dorsey FOUL NWI.

Finals
 1 Anthony Colson, 12 Cnter 49'11.25" 2.3
 2 Clinte Motley, 12 Alta Loma 49'04.50" 2.5
 3 Jerrold Mack, 11 St. Mary's 48'10.00" 1.4
 4 Tyriff Rudder, 12 Mt. Miguel 48'01.00" 2.5
 5 Jason Howard, 12 Rdgev 47'10.00" 1.3
 6 Daniel Johnson, 12 Vanden 47'06.50" 2.8
 7 Joe Augustine, 12 Yuba City 47'04.50" 3.3
 8 Matt Primous, 11 Lompoc 46'08.25" 2.4
 9 Draper Rivers, 12 Morse 46'00.00" 1.9

Shot Put

Preliminary Results
 1 Van Mounts, 11 CS Bakersfield 64'05.25", 2 John Bello, 12 SS Rancho Cucamong 61'03.25", 3 Vill Makhele, 11 SDS San Marcos 59'03.00", 4 Derek Kurkowski, 12 SS Canyon Springs 58'07.75", 5 Andre Carter, 12 CCS Oak Grove 58'05.75", 6

Roy Rivas, 11 SDS Carlsbad 57'06.50", 7 Rodney Leslie, 10 CS Ridgeview 56'10.25", 8 Dan Ames, 10 SDS El Capitan 56'09.75", 9 Pete Bjorklund, 10 CCS Los Altos 56'05.25", 10 Brian Chase, 12 NCS Cardinal Newman 56'00.00", 11 Scott Weigand, 11 SS Arcadia 55'06.25", 12 Scott Moser, 12 SS Huntington Beac 55'05.75", 13 Steve Parker, 12 SFS McAteer 55'02.50", 14 Nathan Desomber, 12 NS Gridley 54'08.25", 15 Marcus Matheny, 12 NCS St. Bernard Eur 54'08.00", 16 Mike Rainis, 12 SS St. Paul 54'08.00", 17 Brock Torresdal, 12 CCS Woodside 53'01.00", 18 John Badovinac, 12 SJS Jesuit 52'11.25", 19 Luke MacKay, 10 SJS Central Catholi 52'11.00", 20 Rusty Price, 09 SJS Atwater 52'02.25", 21 Jeremy Holt, 12 NCS Tamaipais 52'02.00", 22 Jeff Beadle, 12 CS Highland Bakers 51'04.50", 23 Vince Rodriguez, 12 LAS Canoga Par 50'09.50", 24 Larry Tripplett, 12 LAS Westchester 50'04.25", 25 Anselmo Loya, 11 LAS Franklin LA 45'09.50", 26 Marquez Ologbosele, 11 OS Castlemont 40'02.00", - Rocci Doria, 12 NCS Amador Valley FOUL

Finals
 1 Van Mounts, 11 Bkld 67'00.75"
 2 Vill Makhele, 11 S Marcos 59'09.50"
 3 John Bello, 12 RCuca 59'05.50"
 4 Roy Rivas, 11 Carlsbad 57'11.00"
 5 Rodney Leslie, 10 Ridge 56'11.50"
 6 Pete Bjorklund, 10 LAltos 56'11.00"
 7 Andre Carter, 12 Oak Gr 56'08.00"
 8 Derek Kurkowsk, 12 CynSp56'03.50"
 9 Dan Ames, 10 El Capitan 55'10.25"

1997 CALIFORNIA STATE CHAMPIONSHIPS

Discus Throw

Preliminary Results

1 Scott Moser, 12 SS Huntington Bch 190'07.00", 2 John Bello, 12 SS Rancho Cucamong 186'04.00", 3 John Badovinac, 12 SJS Jesuit 176'11.00", 4 Jim Norum, 12 SS Brea-Olinda 170'05.00", 5 Reedus Thurmond, 11 SS Serra 168'02.00", 6 Van Mounts, 11 CS Bakersfield 166'11.00", 7 Jeff Beadle, 12 CS Highland Bakers 166'09.00", 8 Tooran Gilliam, 12 SDS San Diego 164'09.00", 9 Josh Murdock, 11 SJS Golden Valley 164'08.00", 10 Rocci Doria, 12 NCS Amador Valley 162'03.00", 11 Brian Chase, 12 NCS Cardinal Newman 161'08.00", 12 Dan Ames, 10 SDS El Capitan 159'10.00", 13 Justin Johnson, 12 CS Fresno 156'09.00", 14 Vill Makhele, 11 SDS San Marcos 156'01.00", 15 Marcus Matheney, 12 NCS St. Bernard Eur 152'02.00", 16 Steve Parker, 12 SFS McAteer 151'06.00", 17 Mike Fought, 12 CCS Del Mar 150'10.00", 18 Richard Legarra, 11 SS Wilson HH 149'10.00", 19 Luke MacKay, 10 SJS Central Cathol 149'09.00", 20 Adam Sanborn, 12 CCS San Lorenzo Val 146'09.00", 21 Brandon Goldstein, 11 CCS Piedmont Hills 143'09.00", 22 Ruben Williams, 09 LAS Eagle Rock 127'00.00", 23 Seth Barrel, 12 NCS Santa Rosa 123'11.00", - Andre Collins, 09 OS Castlemont ND, - Nathan Desomber, 12 NS Gridley ND.

Finals

1 Scott Moser, 12 Hun B 203'02.00"
2 Reed. Thurmond, 11 Ser 185'04.00"
3 John Bello, 12 RCuca 184'09.00"
4 Van Mounts, 11 Bkkl 181'05.00"
5 John Badovinac, 12 Jesuit 179'08.00"
6 Jim Norum, 12 Brea-Ol 175'09.00"
7 Tooran Gilliam, 12 SD 175'05.00"
8 Jeff Beadle, 12 HighBk 168'10.00"
9 Josh Murdock, 11G Vly 164'04.00"

GIRLS

100 Meters

9 Advance: Top 1 Each Heat Plus Next 6 Best Times

Heat 1 Wind Reading: -1.3

1 Angela Williams, 11 SS Chino 11.36, 2 Damesha Craig, 12 CCS Menlo 12.01; 3 Hilma Decree, 9 CS Foothill, Bakerfield 12.38; 4 Jamara Smith, 10 NCS James Logan 12.42; 5 Annetta Wells, 12 LAS University LA

12.43; 6 Shaunte Williams, 11 SJS Armijo 12.46; 7 Tracie Banks, 12 NCS Campolindo 12.85; - Zhaunte Holman, 13 SJS Valley SCR*; - Akiba McKinney, 12 SDS Monte Vista SV SCR*

Heat 2

Wind Reading: -1.4

1 Malika Edmonson, 12 SS St. Bernard 12.02; 2 Anita McCallum, 10 NCS San Lorenzo 12.04; 3 Sah Nee Roseby, 9 CCS North Salinas 12.10; 3 Miya Edmonson, 09 SS St. Bernard 12.10; 5 DeCola Groce, 10 SDS Morse 12.19; 6 Adrena Williams, 09 NCS James Logan 12.36; 7 Yahvoh Tolimoh, 11 SJS Valley 12.47; 8 Andrea Kincaid, 10 OS Skyline 12.69; - Tiffany Bennett, 9 CS Centennial B FS

Heat 3 Wind Reading: -0.4

1 Miesha Withers, 10 SS St. Bernard 11.83; 2 Michelle Perry, 12 SS Quartz Hill 12.04; 3 Eboni Grayson, 11 LAS Taft LA 12.05; 4 Kameelah Allen, 09 SDS Mt. Miguel 12.36; 5 Janice Thomas, 12 LAS Dorsey 12.39; 6 Macklin Harris, 11 NS Enterprise 12.43; 7 Bo Alade, 11 CS Foothill Bakerfield 12.47; 8 Tenesha Webb, 10 CCS Wilcox 12.54; 9 Amy Hill, 12 SFS Lowell 13.51.

Final -- Wind Reading: 0.5

1 Angela Williams, 11 Chino 11.15
2 Miesha Withers, 10 St. Bern 11.58
3 Malika Edmonson, 12 St. Bern 11.69
4 Damesha Craig, 12 Menlo 11.81
5 Michelle Perry, 12 Quartz Hill 11.98
6 Anita McCallum, 10 S Lorenzo 12.00
6 Miya Edmonson, 09 St. Bern 12.00
8 Eboni Grayson, 11 Taft LA 12.01
9 Sah Nee Roseby, 9 N Salinas 12.06

200 Meters

9 Advance: Top 1 Each Heat Plus Next 6 Best Times

Heat 1 Wind Reading: 0.0

1 Kinshasa Davis, 12 SS Wilson Long Beach 23.74; 2 Eboni Grayson, 11 LAS Taft LA 24.32; 3 DeCola Groce, 10 SDS Morse 24.84; 4 Adrena Williams, 09 NCS James Logan 24.91; 5 Macklin Harris, 11 NS Enterprise 25.31; 6 Bo Alade, 11 CS Foothill Bakerfield 25.48; 7 Yahvoh Tolimoh, 11 SJS Valley 25.52; - Latrice Borders,

10 SS Wilson Long Beach DQ; - Zhaunte Holman, 13 SJS Valley SCR*.

Heat 2 Wind Reading: 0.6

1 Malika Edmonson, 12 SS St. Bernard 23.87; 2 Brianna Glenn, 11 SS La Mirada 24.52; 3 Annetta Wells, 12 LAS University LA 24.60; 4 Sah Nee Roseby, 9 CCS North Salinas 24.67; 5 Hilma Decree, 9 CS Foothill Bakerfield 25.25; 6 Brandee Grant, 12 NCS Holy Names 25.52; 7 Tiffany Bennett, 9 CS Centennial B 25.87; 8 Amy Hill, 12 SFS Lowell 27.72; - Tania Woods, 10 OS Skyline SCR*.

Heat 3 Wind Reading: 0.6
1 Aisha Margain, 09 NCS San Lorenzo 24.15; 2 Tiffany Thompson, 10 SS Notre Dame SO 24.50; 3 Janica Thomas, 12 LAS Dorsey 24.79; 4 Sharita Reed, 11 NCS Encinal 24.92; 5 Shaunte Williams, 11 SJS Armijo 25.16; 6 Enjoli Smith, 12 CCS Gilroy 25.38; 7 Andrea Booker, 11 SDS El Camino OS 25.50; 8 Kameelah Allen, 09 SDS Mt. Miguel 25.60; - Damesha Craig, 12 CCS Menlo SCR*.

Final -- Wind Reading: 1.9
1 Kinshasa Davis, 12 Wilson LB 22.90
2 Malika Edmonson, 12 St. Bern 23.70
3 Aisha Margain, 09 San Lor 24.03
4 Eboni Grayson, 11 Taft LA 24.29
5 Tiffany Thompson, 10 NoID 24.49
6 Annetta Wells, 12 Univ LA 24.59
7 Sah Nee Roseby, 9 NSalinas 24.61
8 Janice Thomas, 12 Dorsey 24.91
9 Brianna Glenn, 11 La Mirada 25.37

400 Meters

9 Advance: Top 1 Each Heat Plus Next 6 Best Times

Heat 1

1 Kinshasa Davis, 12 SS Wilson Long Beach 52.83; 2 Nikelola Balogon, 12 LAS Westchester 55.97; 3 Brandee Grant, 12 NCS Holy Names 56.04; 4 Jini Hogg, 10 SFS Inter. Studies Acad 56.36; 5 Starla Henderson, 10 SDS Morse 57.04; 6 Monica Coleman, 12 CCS Gunn 57.99; 7 LaRonda Hite, 11 SDS Lincoln SD 58.67; 8 Amber Newsome, 10 CS Stockdale 58.96;

- Latrice Borders, 10 SS Wilson Long Beach SCR*.

Heat 2

1 Bunmi Oguneleye, 11 SS Long Beach Poly 54.92; 2 Alisha Margain, 09 NCS San Lorenzo 55.70; 3 Jill Santucci, 12 SJS Oakdale 56.98; 4 Malinda Malone, 09 LAS Cleveland 57.30; 5 Maggie Vessey, 9 CCS Monte Vista Christian 57.; 6 Michelle Boughton, 9 CS Centennial B 58.38; 7 Crissa Dwelly, 13 SJS Sacramento Waldorf 58.70; - Tania Woods, 10 OS Skyline SCR*; - Kameelah Elarms, 12 CCS Piedmont Hills SCR*.

Heat 3

1 Regine Caruthers, 12 SS St. Bernard 54.94; 2 Rose Criss, 12 NCS Analy 55.78; 3 Julia Gray, 11 SS North JW 56.06; 4 Senek Saavedera, 12 NCS Encinal 56.13; 5 Chloe Jarvis, 09 SJS St. Francis Sacto 57.44; 6 Lenore Harris, 10 CS Wasco 58.45; 7 Aroline Neal, 09 SDS Rancho Buena Vista 58.71; 8 Stacey Harris, 12 LAS Cleveland 58.73; 9 Heather Otter, 12 NS Enterprise 1:00.40.

Final

1 Kinshasa Davis, 12 Wilson LB 52.66
2 Bunmi Oguneleye, 11 LBPoly 54.15
3 Regine Caruthers, 12 St. Bern 54.65
4 Alisha Margain, 09 San Lor 55.74
5 Brandee Grant, 12 HolyNames 55.96
6 Julia Gray, 11 North JW 56.88
7 Rose Criss, 12 Analy 56.94
8 Nikelola Balogon, 12 Westch 58.36
9 Senek Saavedera, 12 Encinal 59.45

800 Meters

9 Advance: Top 1 Each Heat Plus Next 6 Best Times

Heat 1

1 Angella Green, 09 SS Long Beach Poly 2:11.64; 2 Stephanie Chavez, 12 CCS Los Gatos 2:12.65; 3 Liz Morse, 09 SS Corona del Mar 2:13.38; 4 Colleen Wrenn, 11 CCS Palo Alto 2:13.88; 5 Makia Nelson, 11 SS Brea-Olinda 2:14.95; 6 Rachelle Lottus, 12 CS Buchanan 2:16.04; 7 Jennifer Stiel, 09 SJS Escalon 2:16.36; 8 Lupe Banuelos, 12 CS Exeter 2:20.83; 9 Wendy Chan, 11 LAS Taft LA 2:23.45.

Heat 2

1 Lindsay Hyatt, 10 SJS Placer

Lindsay Hyatt
800m

Photo by Bill Cockerham



Angela Williams
100m

Photo by Bill Cockerham



Kinshasa Davis
200 & 400m

Photo by Bill Cockerham



Lindsay Hyatt
800m

Photo by Bill Cockerham

1997 CALIFORNIA STATE CHAMPIONSHIPS

2:12.20; 2 Danielle Price, 11 NCS
James Logan 2:12.75; 3 Angie Milner,
12 SJS Modesto 2:14.98; 4 Drisana
Carey, 12 SDS University of SD
2:15.71; 5 Lesley Bravin, 09 SDS
Valhalla 2:17.83; 6 Jenny Petite, 11 SS
Yucaipa 2:18.02; 7 Jayda Bailey, 09
LAS Taft LA 2:20.17; 8 Nicole Rull, 11
NS Las Plumas 2:21.84; 9 Vanessa
Lewis, 11 OS Fremont Oakland
2:24.82.

Heat 3

1 Monica Van Wegen, 12 NCS
Amador Valley 2:14.88; 2 Summer
Shaw, 12 SS Huntington Beach
2:16.16; 3 Jennifer Bridgeman, 12
NCS James Logan 2:16.94; 4 Katie
Bernarding, 12 NCS Sir Francis Drake
2:17.86; 5 Brianna Denley, 12 CCS
North Monterey 2:18.66; 6 Emily
Barrus, 11 CS Clovis 2:19.33; 7 Erin
Dehahn, 10 SDS Hilltop 2:21.37;
8 Margaret Roche, 10 LAS Grant LA
2:21.50; 9 Sopagna Eap, 10 SFS Lowell
2:24.32.

Final

1 Lindsay Hyatt, 10 Placer 2:09.16
2 Angelita Green, 09 LBPoly 2:09.61
3 Stephanie Chavez, 12 LosG 2:10.63
4 Danielle Price, 11 Logan 2:11.82
5 Angie Milner, 12 Modesto 2:13.44
6 Colleen Wrenn, 11 Palo Alto 2:13.50
7 Monica VanWegen, 12 AmaVI 2:13.91
8 Liz Morse, 09 Cor del Mar 2:14.51
9 Makia Nelson, 11 Brea-OI 2:14.81

1600 Meters

9 Advance: Top 3 Each Heat Plus
Next 3 Best Times

Heat 1

1 Julia Stamps, 12 NCS Santa Rosa
4:55.80; 2 Elaine Canchola, 11 SS
Nordhoff 4:55.62; 3 Jennifer Akana, 11
SFS Lowell 5:00.74; 4 Anne-Elyse
Smith, 11 CCS Aptos 5:05.63; 5 Sarah
Ellis, 12 SS La Canada 5:08.18; 6
Mary Moore, 11 SS Woodbridge
5:09.43; 7 Stephanie McCarty, 12 CS
Madera 5:09.60; 8 Jaymie Harper, 12
SDS Santana 5:10.64; 9 Tricia
Maltson, 12 SDS Fallbrook 5:14.93;
10 Chrisie Gregory, 10 CS Clovis
5:16.92; 11 Melissa Peralta, 11 LAS
South Gate 5:20.78; 12 Tara Pedshaw,
11 SJS Foothill Sacto 5:31.80; 13 Bree
Akeeson, 12 LAS JF Kennedy LA
5:41.59

Heat 2

1 Kristin Gordon, 12 NCS Carondelet
5:01.44; 2 Julie Ott, 12 SDS University
of SD 5:01.50; 3 Tracy Cohn, 12 CS
Stockdale 5:02.98; 4 Anne Gunnison,
12 SJS McClatchy 5:09.87; 5 Spring
Dawson, 09 SJS Vallejo 5:10.81; 6
Jeanne Fishback, 12 CCS Los Gatos
5:15.63; 7 Kyra Patterson, 11 SS San



Julia Stamps
1600m & 3200m
Photo by Bill Cockerham

Luis Obispo 5:18.57; 8 Emily Dixon,
10 OS Skyline 5:19.74; 9 Kelley
Howisey, 12 NCS Clayton Valley
5:20.45; 10 Katie Appenrodt, 11 CCS
St. Ignatius 5:20.60; 11 Heather
Garrison, 11 SS Buena Park 5:26.98;
12 Tiffany Burgess, 10 LAS Bir-
mingham 5:27.71; 13 Katie Hotchkiss,
10 NCS Mission San Jose 5:32.04;
14 Jenee Erickson, 10 NS West
Valley Cottenwood 5:35.12.

Final

1 Julia Stamps, 12 SRosa 4:44.78
2 Kristin Gordon, 12 Carond 4:50.47
3 Jennifer Akana, 11 Lowell 4:57.47
4 Anne-Elyse Smith, 11 Aptos 4:59.17
5 Julie Ott, 12 SDS UnivSD 5:00.44
6 Elaine Canchola, 11 Nordhf 5:01.95
7 Sarah Ellis, 12 La Canada 5:05.96
8 Mary Moore, 11 Wdbridge 5:12.35
9 Tracy Cohn, 12 Stockdale 5:19.43

3200 Meters

Final

1 Julia Stamps, 12 S Rosa 10:15.17
2 Kristin Gordon, 12 Carond 10:19.84
3 Andrea Neipp, 12 Highind 10:26.07
4 Trina Cox, 10 Santa Rosa 10:30.82
5 Yvonne Liebig, 11 JFKSac 10:32.68
6 Allyson Marquand, 10 U Irv 10:46.85
8 Emili Lawson, 12 Clovis W10:50.44
9 Lauren Flesherman, 11 Cyn 10:53.05
10 Susan Chou, 12 Lowell 10:54.86
11 Kimi Welch, 11 Yucaipa 10:58.28
12 Michelle Leinfelder, 12 Esc 10:59.55
13 Lisa Gills, 11 Moreau 11:04.23
14 Michelle Barrack, 10 UniSD 11:07.42
15 Stephanie McCarty, 12 Mad 11:09.16

16 Melissa Peralta, 11 SoGate 11:15.67
17 Kelly Grimes, 10 Escondido 11:16.96
19 Ana Lilia Martinez, 11 KCity 11:20.75
20 Alicia McFall, 10 NewHarb 11:24.20
21 Angela Ruiz, 12 Reedley 11:26.67
22 Marielle Schlueter, 12 St.Ig 11:28.46
23 Hillery Gemmill, 12 CentVly 11:54.95
24 Jaime Jones, 9 Cleveland 12:06.78
25 Bree Akeeson, 12 JFK LA 12:10.99
-Stephanie Garcia, 11 Skyline SCR
-Anne-Elyse Smith, 11 Aptos SCR

100m High Hurdles

9 Advance: Top 1 Each Heat Plus
Next 6 Best Times

Heat 1 Wind Reading: -2.7

1 Nicole Hoxie, 12 SS North JW
13.99; 2 Natasha Neal, 11 NCS
James Logan 14.74; 3 Randl Smith,
11 SS Beverly Hills 14.94; 4 Andrea
Booker, 11 SDS El Camino OS 15.28,
5 Mandi Ruzleck, 10 CS Tehachapi
15.31; 6 Tiara Anderson, 10 NS West
Valley Cottenwo 15.35; 7 Alisha
Carter, 11 SDS Rancho Bernardo
15.71; 8 Frances Santin, 11 LAS Taft
LA 15.82; -Jonae Hunt, 12 LAS
Westchester DNF.

Heat 2 Wind Reading: -1.9

1 Ashley Bethel, 11 SS Mission
Viejo 14.49; 2 Hannah Cooper, 12 SS
Hawthorn 14.53; 3 Lisa O'Reilly, 12

SJC St. Mary's Stockton 14.80; 4
Tamisha Allen, 12 CCS North Salinas
14.95; 5 Mickila Tate, 13 SJS Turlock
14.95; 6 Katie Schuckie, 12 NCS
Santa Rosa 15.76; 7 Sherita Williams,
10 SDS El Camino OS 15.90; 8 Rene
Warner, 12 SFS McAteer 15.91; 9 Lisa
Ford, 12 CS Buchanan 16.50.

Heat 3 Wind Reading: -1.9

1 Daveeta Shepard, 12 NCS De
Anza 13.84; 2 Michelle Perry, 12 SS
Quartz Hill 13.96; 3 Khameel
Flemming, 12 LAS Dorsey 14.95; 4
Mandy Mazik, 12 CCS Capuchino
14.99; 5 Carrie McGraw, 11 NCS
Mission San Jose 15.31; 6 Dee Scott,
10 CS South Bakersfield 15.32; 7
Mandy Hollister, 10 SJS Turlock 15.82,
8 Eseta Lavaka, 12 OS Fremont
Oakland 18.64; -Damesha Craig, 12
CCS Menlo FS.

Finals

Wind Reading: 1.8

1 Nicole Hoxie, 12 North JW 13.53
2 Natasha Neal, 11 Logan 13.53
3 Daveeta Shepard, 12 DeAnza 13.55
4 Ashley Bethel, 11 MissViejo 13.82
5 Michelle Perry, 12 Quartz Hill 13.87
6 Hannah Cooper, 12 Hawthorn 14.07
7 Lisa O'Reilly, 12 St. M. Stock 14.57
8 Khameel Flemming, 12 Dors 14.74
-Randl Smith, 11 SS Beverly Hills DQ

300m Low Hurdles

9 Advance: Top 1 Each Heat Plus
Next 6 Best Times

Heat 1

1 Natasha Neal, 11 NCS James
Logan 42.59; 2 Lisa O'Reilly, 12 SJC
St. Mary's Stockton 43.69; 3 Ryan
Peters,
10 OS
Skyline
43.70; 4
Delra
King, 10
SS Long
Beach
Poly
45.32; 5
Sunny
Nicholas,
11 SS
Sunny
Hills
45.36; 6
Mickila Tate,
13 SJS Tur-
lock 45.43,
7 Tiara An-
derson, 10 NS West Valley
Cottenwood 45.61; 8 Sarah Brown, 11
SJS Woodland 46.26.
9 Mandi Ruzleck, 10 CS Tehachapi
46.89.



Ryan Peters
300m LH

Photo by Bill Cockerham



Nicole Hoxie
100m HH
Photo by Bill Cockerham

1997 CALIFORNIA STATE CHAMPIONSHIPS

Heat 2

1 Randi Smith, 11 SS Beverly Hills 42.67, 2 Mandy Mazik, 12 CCS Capuchino 44.08, 3 Khameel Flemming, 12 LAS Dorsey 44.38, 4 Carolyn King, 11 NCS Carondelet 44.83, 5 Tamara Gulley, 9 CCS Oak Grove 45.38, 6 Frances Santlin, 11 LAS Taft LA 45.83, 7 Jennifer Fuller, 10 SDS Hilltop 46.39, 8 Romi Carillo, 11 SDS Parker 46.55, 9 Dee Scott, 10 CS South Bakersfield 46.70.

Heat 3

1 Daveeta Shepard, 12 NCS De Anza 42.34, 2 Carrie McGraw, 11 NCS Mission San Jose 43.76, 3 Hannah Cooper, 12 SS Hawthorn 43.91, 4 Myesha Kirman, 12 SFS Lowell 44.56, 5 Rachel Bauer, 11 CS Buchanan 45.36, 6 Michelle Stelngart 12 CCS St. Francis MV 45.86, 7 Sarah Bonilla 11 SS Brea-Olinda 46.43, 8 Nicole Rodriguez 12 SDS Granite Hills 46.67, 9 Angela Terry, 11 LAS Grant LA 46.72.

Finals

1 Ryan Peters, 10 Skyline 41.47
2 Daveeta Shepard, 12 DeAnza 41.56
3 Natasha Neal, 11 Logan 42.65
4 Randi Smith, 11 Beverly Hills 43.10
5 Carrie McGraw, 11 MisJose 43.21
6 Hannah Cooper, 12 Hawthorn 43.40
7 Lisa O'Reilly, 12 St. M, Stock 43.46
8 Mandy Mazik, 12 Capuchino 44.53
- Khameel Flemming, 12 Dorsey DNF

4x100 Meter Relay

9 Advance: Top 1 Each Heat Plus
Next 6 Best Times

Heat 1

1 SS St. Bernard 45.08, 2 NCS Encinal 47.12, 3 OS Skyline 47.17, 4 LAS Westchester 47.20, 5 CS Lemoore 48.67, 6 NCS Mission San Jose 48.75, 7 SDS Monte Vista SV 50.04, 8 SJS Lincoln Stockton 50.11, 9 NS West Valley Cottenwood 50.29.

Heat 2

1 LAS Taft LA 47.01, 2 SJS Valley 48.30, 3 SDS Morse 48.33, 4 NCS Bishop O'Dowd 48.45, 5 CS South Bakersfield 48.71, 6 SDS El Camino OS 49.06, 7 SJS Hogan 49.98, 8 CCS St. Francis MV 50.61, - SS Wilson Long Beach DNF

Heat 3

1 SS Long Beach Poly 45.84, 2 NCS James Logan 46.20, 3 SS Woodbridge 47.57, 4 SS North JW 48.07, 5 CS Foothill Bakersfield 48.43, 6 LAS Carson 48.48, 7 CCS North Salinas 48.97, 8 CCS Gunn 49.60, 9 SFS Lowell 50.68.

Finals

1 SS St. Bernard 44.70
2 SS Long Beach Poly 45.87

3 NCS James Logan 47.08
4 LAS Westchester 47.22
5 LAS Taft LA 47.23
6 SS North JW 47.55
7 SS Woodbridge 47.61
7 NCS Encinal 47.61
9 SJS Valley 47.85
- OS Skyline DNS

4x400 Meter Relay

9 Advance: Top 1 Each Heat Plus
Next 6 Best Times

Heat 1

1 SS St. Bernard 3:43.96, 2 LAS Taft LA 3:47.98, 3 NCS Mission San Jose 3:51.24, 4 SS Woodbridge 3:54.83, 5 CCS Leland 3:56.41, 6 SJS Valley 3:56.50, 7 SDS Poway 4:02.74, 8 OS Skyline 4:07.31, - CS Buchanan DNS.

Heat 2

1 SS Wilson Long Beach 3:48.49, 2 NCS James Logan 3:52.48, 3 SS North JW 3:53.51, 4 LAS Dorsey 3:55.97, 5 LAS Westchester 3:58.01, 6 CS Stockdale 3:59.73, 7 NS West Valley Cottenwood 3:59.79, 8 CCS Archbishop Mitty 4:01.61, 9 SJS Laguna Creek 4:02.35.

Heat 3

1 SS Long Beach Poly 3:49.87, 2 NCS Encinal 3:50.67, 3 SDS Morse 3:53.75, 4 NCS Carondelet 3:54.31, 5 SJS Vallejo 3:58.59, 6 CS Clovis West 4:00.97, 7 CCS St. Ignatius 4:03.38, 8 SDS Hilltop 4:08.66, 9 SFS Lowell 4:24.23.

Finals

1 SS St. Bernard 3:39.43
2 SS Wilson Long Beach 3:44.81
3 LAS Taft LA 3:45.16
4 SS Long Beach Poly 3:45.71
5 NCS James Logan 3:49.42
6 NCS Mission San Jose 3:50.19
7 NCS Encinal 3:51.13
8 SDS Morse 3:57.64
9 SS North JW 4:01.72

High Jump

Preliminary Results

1 Tayyiba Haneef, 12 SS Laguna Hills 5'06.00", 1 Lisa Underhill, 12 SDS Rancho Buena Vi 5'06.00", 3 Liz Gillner, 12 SS Chaminade 5'06.00", 4 Shirley Anku, 12 SDS Rancho Buena Vi 5'06.00", 5 Kibibi Bodden, 12 NCS James Logan 5'05.00", 5 Kim Stone, 10 CCS The York 5'05.00", 5 Michelle Mahlke, 10 SS Marymount 5'05.00", 5 Nicole Branagh, 12 NCS Miramonte 5'05.00", 9 Ashley Bethel, 11 SS Mission Viejo 5'05.00", 10 Susan Schaap, 10 NS Yreka 5'05.00", 11 Spring Harris, 10 NCS St. Mary's Coll

5'05.00", 12 Aubrey Preston, 10 SDS Vista 5'04.00", 13 April Ross, 09 SS Newport Harbor 5'04.00", 14 Nichole Hawkins, 12 SJS Tracy 5'04.00", 14 Holly Demeter, 10 CCS Los Altos 5'04.00", 16 Nikki Avery, 9 CS Lemoore 5'04.00", 17 Sandra Butler, 11 CCS Gunderson 5'02.00", 17 Mia Gramata-Jones, 12 LAS Dorsey 5'02.00", 17 Krissy Harris, 12 SJS St. Helena 5'02.00", 20 Georgette Counte, 11 LAS Dorsey 5'00.00", 20 Jen Ruff, 11 SJS Ponderosa 5'00.00", 22 Angela Terry, 11 LAS Grant LA 5'00.00", 22 JaAnna Parker, 09 NCS Northgate 5'00.00", 24 Jamila Cooksey, 11 OS Skyline 5'00.00", 24 Rene Warner, 12 SFS McAteer 5'00.00", - Joy Nelson, 11 CS Clovis NH, - Erin Boothe, 12 CS Buchanan NH.



Tayyiba Haneef
High Jump

Photo by Bill Cockerham

Finals
1 Tayyiba Haneef, 12 Laguna Hills 5'09.00"
2 Lisa Underhill, 12 RB VI 5'08.00"
3 Shirley Anku, 12 RBuenaVi 5'06.00"
3 Michelle Mahlke, 10 Mary 5'06.00"
5 Kibibi Bodden, 12 Logan 5'06.00"
6 Kim Stone, 10 The York 5'06.00"
7 Liz Gillner, 12 Chaminade 5'06.00"
8 Ashley Bethel, 11 MissViej 5'04.00"
9 Nicole Branagh, 12 Miram 5'02.00"

Pole Vault

Preliminary Results

1 Bridget Pearson, 10 SS Hoover-Glendale 11'04.00", 2 Brooke Lankard, 11 CS Golden West 11'04.00", 3 Maria Lopez, 12 NCS Newark Memorial 11'04.00", 4 Kylene Nixon, 12 SDS Poway 11'04.00", 5 Katie Rorem, 11 SS Marina HB 11'04.00", 6 Sara Higham, 11 SS Mission Viejo 11'04.00", 7 Allison Knode, 11 CS Kingsburg 11'00.00", 8 Bianca Maran, 12 SS St. Monica 11'00.00", 9 Mahogany Ayele, 12 SDS San Marcos 11'00.00", 10 Shall Pec-Crouse, 10 NCS Santa Rosa 11'00.00", 11 Allyson Crosby, 11 CS Stockdale 10'08.00", 12 Kaley Kitto, 12 SJS Bear Creek 10'08.00", 13 Iran Serrano, 10 CCS Gonzales 10'04.00", 14 Heather

Sickler, 11 Camarillo 10'04.00", 15 Vanessa Yebra, 11 CCS Gonzales 10'04.00", 16 Amy Bel, 10 NCS Montgomery SR 10'00.00", 17 Sarah Barnett, 10 SJS Downey Modesto 10'00.00", 18

Kimberly Foxx, 11 CCS Notre Dame Sall 10'00.00", 19 Natalie Dennison, 10 SDS Rancho Bernardo 9'08.00", 20 Tracy Garman, 10 NS Yreka 9'08.00", 21 Sophie Donnelly, 11 NCS Sonoma Valley 9'08.00", 22 Valerie Nellis, 12 SJS Bear Creek 9'04.00", 23 Jennifer Capehart, 12 LAS JF Kennedy LA 8'06.00", - Elizabeth Sema, 11 LAS Roosevelt LA NH, - Amy Tran, 11 SFS Lowell NH, - Christina Merrell, 12 LAS JF Kennedy LA NH.



Bridget Pearson
Pole Vault

Photo by Bill Cockerham

Finals
1 Bridget Pearson, 10 Hoov 12'00.00"
2 Maria Lopez, 12 New Mem 12'00.00"
3 Kylene Nixon, 12 Poway 11'04.00"
4 Sara Higham, 11 MissViejo 11'04.00"
6 Allison Knode, 11 Kingsbrg 11'04.00"
7 Bianca Maran, 12 St. Mon 11'04.00"
8 Mahogany Ayele, 12 SMar 11'00.00"
9 Katie Rorem, 11 Mar HB 10'04.00"

Long Jump

Preliminary Results

1 Michelle Perry, 12 SS Quartz Hill 19'08.75" 2.5, 2 Bunmi Oguneleye, 11 SS Long Beach Poly 18'11.00" 1.7, 3 Brianna Glenn, 11 SS La Mirada 18'09.50" 2.6, 4 Genein Jefferson, 12 SS Eisenhower 18'09.00" 2.8, 5 Ashley Bethel, 11 SS Mission Viejo 18'03.25" 1.8, 6 Dee Scott, 10 CS South Bakersfield 18'03.25" 3.8, 7 April Horne, 12 CS Clovis West 18'01.50" 3.1, 8 LaRonda Hite, 11 SDS Lincoln SD 18'00.75" 4.6, 9 Christine Chan, 12 CCS Mountain View 18'00.25" 2.5, 10 Tasha Thomas, 11 CS Bakersfield 17'10.25" 2.5, 11 Danielle Martin, 12 SJS Valley 17'10.25" 2.2, 12 Macklin Harris, 11 NS Enterprise 17'09.00" 3.2, 13 Joy Gertsch, 12 SDS San Pasqual 17'09.00" 2.8, 14 Beth Johnson, 11 NCS James Logan 17'07.50" 2.8, 15 Clara Johnson, 12

1997 CALIFORNIA STATE CHAMPIONSHIPS



Bunmi Oguneleye
Long Jump
Photo by Bill Cockerham

SFS McAteer 17'00.25" 3.4, 16 Julie Jones, 12 SJS Oakmont 16'10.75" 0.4, 17 Lineni Noa, 12 SJS Grant Sacto 16'08.00" 1.8, 18 Raquel Brewer, 12 NCS Berkeley 16'07.50" 4.6, 19 Tracie Banks, 12 NCS Campolindo 16'06.25" 4.0, 20 Natalie Shorter, 10 LAS Dorsey 16'04.75" 2.9, 21 Tanisha Cole, 10 LAS Banning LA 16'03.50" 2.6, 22 Montique Sargent, 11 NCS James Logan 16'02.75" 2.1, 23 Tracy Hess, 10 CCS Lincoln SJ 15'09.25" 4.0, 24 Keisha Mierez, 11 LAS Birmingham 14'04.00" 3.5, - Akiba McKinney, 12 SDS Monte Vista SV ND NWI, - Kameelah Elarms, 12 CCS Piedmont Hills SCR* NWI, - Jamila Cooksey, 11 OS Skyline DNS* NWI.

Finals

- 1 Bunmi Oguneleye, 11 LBPLY 20'00.75"
- 2 Michelle Perry, 12 Ortiz Hill 19'06.25" 2.8
- 3 LaRonda Hite, 11 Lincoln SD 19'01.00" 4.5
- 4 Christine Chan, 12 Mtn View 18'10.50" 5.1
- 5 Brianna Glenn, 11 La Mirada 18'10.00" 2.8
- 6 Genein Jefferson, 12 Eisen 18'09.25" 3.3
- 7 Ashley Bethel, 11 Miss Viejo 18'04.50" 1.8
- 8 Dee Scott, 10 So Bakersfie 17'10.75" 2.6
- 9 April Horne, 12 Clovis West 17'06.25" 5.9

Triple Jump

Preliminary Results

- 1 Brianna Glenn, 11 SS La Mirada 40'03.75" 0.0, 2 Andrea Booker, 11 SDS El Camino OS 40'00.00" 0.0, 3 Tamara Espinoza, 11 SDS Hilltop 39'07.75" 0.0, 4 Darnesha Griffith, 11 SJS Vacaville 39'01.75" 0.0, 5 Reynda King, 12 SS St. Mary's Ingl 38'08.75" 0.0, 6 Sherita Williams, 10 SDS El

Camino OS 38'06.00" 0.0, 7 Heather Contreras, 10 NS Sutter 38'00.75" 0.0, 8 Ika Eliashvili, 11 LAS Birmingham 37'10.00" 0.0, 9 Brittny Roberts, 10 CS Bullard 37'07.00" 0.0, 10 Blessing Ufodicama, 09 SS Long Beach Poly 37'06.00" 0.0, 11 Alexis Hill, 11 SS Pomona 37'04.75" 0.0, 12 Anna Doty, 11 SJS Merced 37'04.50" 2.8, 13 Brionne Dawson, 11 NCS Carondelet 37'04.00" 0.0, 14 Beth Johnson, 11 NCS James Logan 37'02.75" 0.0, 15 Shawna Adkins, 11 CCS Piedmont Hills 37'01.75" 0.0, 16 Evelyn Shih, 12 CCS Gunn 37'01.50" 0.0, 17 Kinicia Robinson, 12 SS Morningside 37'01.50" 0.0, 18 Nicole Branagh, 12 NCS Miramonte 36'10.25" 0.0, 19 Angela Anderson, 12 CCS Aptos 36'06.00" 2.6, 20 Nichole Hawkins, 12 SJS Tracy 36'01.25" 0.0, 21 Shawnee Pickney, 12 LAS Washington LA 35'11.25" 2.1, 22 Nina Onwubere, 12 LAS Banning LA 35'04.50" 2.5, 23 April Horne, 12 CS Clovis West 34'07.00" 3.9, 24 Amy Tran, 11 SFS

Lowell 32'05.00" 2.6, -

Paula Thomas, 11 OS Fremont Oakland ND NWI, - Susan Fagundes, 12 CS Tulare Western ND NWI, - Jamara Smith, 10 NCS James Logan ND NWI.

Finals

- 1 Andrea Booker, 11 El Camino 40'00.00" 3.1
- 2 Brianna Glenn, 11 La Mirada 39'04.00" 3.6
- 3 Tamara Espinoza, 11 Hilltop 39'04.00" 1.2
- 4 Reynda King, 12 St. Mary's Ingl 39'03.50" 2.1
- 5 Sherita Williams, 10 El Camino 39'01.25" 5.4
- 6 Darnesha Griffith, 11 Vacaville 38'11.75" 2.8
- 7 Brittny Roberts, 10 Bullard 38'04.25" 3.2
- 8 Heather Contreras, 10 Sutter 38'04.25" 4.1
- 9 Ika Eliashvili, 11 Birmingham 37'07.00" 2.5

Shot Put

Preliminary Results

- 1 Chaniqua Ross, 11 SJS Laguna Creek 45'00.00", 2 Cynthia Ademiluyi, 12 SS Long Beach Poly 44'09.00", 3 Kristen Bryden, 12 NS Anderson 44'08.00", 4 Bell Jordan, 11 SJS Lincoln Stockto 44'03.25", 5 Stephanie

Brown, 11 SS Arroyo Grande 43'09.00", 6 Vanessa Shields, 11 SS Arroyo Grande 41'11.50", 7 Theresa Hahn, 11 NCS Granada 41'04.25", 8 Brandi Smith, 12 CS Madera 40'08.50", 9 Andrea Loman, 10 SS Polytechnic Riv 40'02.00", 10 Jill Camarena, 09 SJS Woodland 39'11.25", 11 Jenny Shutt, 12 SS Edison HB 39'09.00", 12 F. Matranga, 11 NCS Healdsburg 39'08.00", 13 Jenn Santos, 11 CCS Los Altos 39'07.25", 14 Jessica Cosby, 09 LAS Granada Hills 39'05.00", 15 Amy Thiel, 11 CCS Fremont Christi 39'01.00", 16 Nicole Sanders, 12 SDS Orange Glen 39'00.75", 17 Shanah Keyes, 12 CCS Gilroy 38'08.00", 18 Robin Schwamb, 10 CS Selma 38'06.00", 19 Melissa Reis, 11 NCS James Logan 36'09.75", 20 Mary Alessi, 11 SDS Helix 35'08.50", 21 Rachael Fikse, 12 SDS Escondido 35'06.50", 22 Shanika Askew, 12 LAS Birmingham 35'05.25", 23 Julie Howard, 11 NCS Ukiah 35'02.25", 24 April Burton, 10 CS Bakersfield 34'11.00", 25 Mona Payne, 12 OS Fremont Oakland 34'10.00", 26 Kanisha Best, 12 LAS Washington LA 32'09.00", 27 Jennifer Speech, 12 SFS Lowell 31'05.00".

Cynthia Ademiluyi
Shot Put
Photo by Bill Cockerham

Finals

- 1 Cynthia Ademiluyi, 12 LBPoly 47'05.25"
- 2 Stephanie Brown, 11 Arroyo Grande 45'04.50"
- 3 Chaniqua Ross, 11 Laguna Ck 45'00.00"
- 4 Kristen Bryden, 12 Anderson 44'11.25"
- 5 Bell Jordan, 11 SJS Linc Stockto 43'11.00"
- 6 Theresa Hahn, 11 Granada 41'06.50"
- 7 Brandi Smith, 12 Madera 40'11.75"
- 8 Vanessa Shields, 11 Arroyo Grande 39'09.00"
- 9 Andrea Loman, 10 Poly Riv 37'11.50"

Discus Throw

Preliminary Results

- 1 Chaniqua Ross, 11 SJS Laguna Creek 159'11.00", 2 Cecilia Barnes-Mileham, 11 CS Clovis West 158'11.00", 3 April Burton, 10 CS Bakersfield 157'05.00", 4 Melissa Reis, 11 NCS James Logan 142'05.00", 5 Carrie Axton, 12 SS Los Amigos



Chaniqua Ross
Discus Throw
Photo by Bill Cockerham

141'07.00", 6 Erin McGrath, 12 SDS Eastlake 140'06.00", 7 Cynthia Ademiluyi, 12 SS Long Beach Poly 134'03.00", 8 Krissy Schelir, 9 CS Sierra 131'00.00", 9 Amy Thiel, 11 CCS Fremont Christi 129'08.00", 10 Melissa Price, 12 SS Loara 127'09.00", 11 Jessica Bryne, 11 SS Ramona 125'08.00", 12 Carl Suong, 10 SS North JW 124'05.00", 13 Hally Stephenson, 12 SJS Oakmont 122'03.00", 14 Dana Lawson, 12 NCS Clayton Valley 118'07.00", 15 Rosie Aikens, 10 NCS St. Mary's Coll 118'00.00", 16 Jami Questa, 11 SS Edison HB 117'11.00", 17 Sarah Lilly, 12 SJS Johansen 116'08.00", 18 Monica Crawford, 10 NS Butte Valley 115'07.00", 19 Jenn Santos, 11 CCS Los Altos 115'03.00", 20 Tia De Soto, 10 NCS Montgomery SR 114'03.00", 21 Mary Alessi, 11 SDS Helix 108'01.00", 22 Sarah Roberts, 12 CCS Live Oak MH 103'00.00", - Fusi Fine, 12 OS Fremont Oakland ND, - Jennifer Speech, 12 SFS Lowell ND.

Finals

- 1 Chaniqua Ross, 11 Laguna Ck 177'01.00"
- 2 April Burton, 10 Bakersfield 171'09.00"
- 3 Cecilia Barnes-Mileham, 11 CloW 160'04.00"
- 4 Melissa Reis, 11 Logan 148'06.00"
- 5 Amy Thiel, 11 Fremont Christi 47'03.00"
- 6 Cynthia Ademiluyi, 12 LBch Poly 144'06.00"
- 7 Carrie Axton, 12 SS Los Amigos 143'09.00"
- 8 Erin McGrath, 12 SDS Eastlake 136'03.00"
- 9 Krissy Schelir, 9 CS Sierra 132'01.00"

California State Meet, 1997

	100	200	400	800	1600	3200	44	44	4x1	4x4
No	Pleasanton 1117 Jackson 1117	Pleasanton 2251 Jackson 2251	Gardner 4974 Larkin 4974	Shasta 1599 Mullins 1599	Central 4281 Wade 4281	W Valley 4198 Bryant 4198	Corning 4141 Landham 4141	Sutter 3963 Dalste 3963	Pleasanton 4317 Red Bluff 4317	
Sac	Davis 1087 Wilson 1087	Vacaville 2183 Hunter 2183	E. Gold Val 4663 Levine 4663	Angels Val 1515 Levine 1515	Oak Ridge 4182 Chamblin 4182	New Dm 4200 Creech 4200	Jesuit 4457 Frank 4457	Hogan 4457 Fairfield 4457	Stagg 4141 Hunt 4141	Stagg 3161 Knowles 3161
"	Vacaville 1089 Hunter 1089	Stagg 2193 Fields 2193	Atwater 4716 Bertan 4716	Merced 1545 Carroll 1545	Jesuit 4184 Altieri 4184	E Union 4202 Will'ham 4202	Hogan 4457 Fairfield 4457	Eik Grove 3950 Val Oro 3950	Stagg 4141 Hunt 4141	Stagg 3161 Knowles 3161
"	Vacaville 1100 Taylor 1100	Eik Grove 2222 Cottrell 2222	Del Campo 4738 Kernan 4738	Oakmont 1549 Piemons 1549	Downer 4185 Dichoso 4185	Gold Val 4203 Miramonte 4203	Hogan 4457 Fairfield 4457	Eik Grove 3950 Val Oro 3950	Stagg 4141 Hunt 4141	Stagg 3161 Knowles 3161
NCS	Del Salie 1096 Callen 1096	S. Rosa 2213 Christina 2213	Donner 4850 St Marys 4850	Miss SJ 1547 Dolasalle 1547	Stevens 4183 Batasalle 4183	Miss SJ 4193 Podruger 4193	St Marys 4466 Pinoval 4466	Bates 3459 Dal Oro 3459	Grant 4232 Logan 4232	Fairfield 3191 St Marys 3191
"	S. Ramon Val 1107 Stevens 1107	S. Ramon Val 2219 Newton 2219	St Marys 4858 Williams 4858	George 1554 Dolasalle 1554	Stevens 4183 Batasalle 4183	Layden 4332 College PK 4332	St Marys 4466 Pinoval 4466	Bates 3459 Dal Oro 3459	Grant 4232 Logan 4232	Fairfield 3191 St Marys 3191
"	Mt Diab 1113 Pree 1113	Logan 2233 Ross 2233	Sanderman 4861 C. Newman 4861	Smith 1560 O'Dowd 1560	Sanchez 4210 Logan 4210	Logan 4346 Foster 4346	St Marys 4466 Pinoval 4466	Bates 3459 Dal Oro 3459	Grant 4232 Logan 4232	Fairfield 3191 St Marys 3191
"	S. Rosa 1116 Chisholm 1116	Davis 2181 Pittsburg 2181	C. Newman 4882 Schuman 4882	O'Dowd 1569 Bouey 1569	Logan 4279 McDonald 4279	Logan 4346 Foster 4346	St Marys 4466 Pinoval 4466	Bates 3459 Dal Oro 3459	Grant 4232 Logan 4232	Fairfield 3191 St Marys 3191
Oak	Skyline 1101 Ammons 1101	Skyline 2154 Ammons 2154	McCly 4755 Brown 4755	Freemont 2001 Webster 2001	Lowell 4134 Choi 4134	Lowell 10283 Linn 10283	St Marys 4466 Pinoval 4466	Bates 3459 Dal Oro 3459	Grant 4232 Logan 4232	Fairfield 3191 St Marys 3191
SF	Gallieo 1109 Walls 1109	McAteer 2250 Evans 2250	Lincoln 5019 Navaretz 5019	Balboa 2081 Cervantes 2081	Choi 4134 Lowell 4134	Lowell 10283 Linn 10283	St Marys 4466 Pinoval 4466	Bates 3459 Dal Oro 3459	Grant 4232 Logan 4232	Fairfield 3191 St Marys 3191
CCS	N. Mont. Co 1074 Vivit 1074	Oak Grove 2153 Slaton 2153	Salinas 4818 Mitty 4818	Rudolph 1541 Palo Alto 1541	Stagg 4130 Eftablin 4130	Aptos 4214 Masonisi 4214	St Marys 4466 Pinoval 4466	Bates 3459 Dal Oro 3459	Grant 4232 Logan 4232	Fairfield 3191 St Marys 3191
"	Oak Grove 1094 Wileox 1094	El Camino 2186 WU 2186	Heg9 4858 Mills 4858	Trujillo 1547 N. Mont. Co 1547	Stagg 4130 Eftablin 4130	Aptos 4214 Masonisi 4214	St Marys 4466 Pinoval 4466	Bates 3459 Dal Oro 3459	Grant 4232 Logan 4232	Fairfield 3191 St Marys 3191
"	Bryant 1094 Wileox 1094	NGuyen 2204 S1 Crk 2204	Stout 4961 Mills 4961	Adkins 1548 Wileox 1548	Stagg 4130 Eftablin 4130	Aptos 4214 Masonisi 4214	St Marys 4466 Pinoval 4466	Bates 3459 Dal Oro 3459	Grant 4232 Logan 4232	Fairfield 3191 St Marys 3191
Cent	Edmore 1056 Avery 1056	Edmore 2167 Avery 2167	Ridgeview 4846 Ray 4846	Arampula 1569 Mearland 1569	Stagg 4130 Eftablin 4130	Aptos 4214 Masonisi 4214	St Marys 4466 Pinoval 4466	Bates 3459 Dal Oro 3459	Grant 4232 Logan 4232	Fairfield 3191 St Marys 3191
"	Edison 1067 Sams 1067	Ridgeview 2186 Grant 2186	Tulare 4946 Rivera 4946	Buchanan 1581 Smith 1581	Stagg 4130 Eftablin 4130	Aptos 4214 Masonisi 4214	St Marys 4466 Pinoval 4466	Bates 3459 Dal Oro 3459	Grant 4232 Logan 4232	Fairfield 3191 St Marys 3191
"	Bullard 1068 Wiley 1068	Bark 2189 Beasley 2189	Tulare 4946 Rivera 4946	Modera 1594 Clovis W 1594	Stagg 4130 Eftablin 4130	Aptos 4214 Masonisi 4214	St Marys 4466 Pinoval 4466	Bates 3459 Dal Oro 3459	Grant 4232 Logan 4232	Fairfield 3191 St Marys 3191
LA	Crenshaw 1083 Howard 1083	Howard 2160 Crenshaw 2160	Taft 4787 Jones 4787	Fremont 1594 Fleming 1594	Stagg 4130 Eftablin 4130	Aptos 4214 Masonisi 4214	St Marys 4466 Pinoval 4466	Bates 3459 Dal Oro 3459	Grant 4232 Logan 4232	Fairfield 3191 St Marys 3191
"	Univ 1087 Ward 1087	Birmingham 2187 Patterson 2187	Dorsey 4806 Carlyle 4806	Belmont 1570 Andrade 1570	Stagg 4130 Eftablin 4130	Aptos 4214 Masonisi 4214	St Marys 4466 Pinoval 4466	Bates 3459 Dal Oro 3459	Grant 4232 Logan 4232	Fairfield 3191 St Marys 3191
"	Birmingham 1096 Patterson 1096	Cleve Adams 2195 Taff 2195	Taff 4812 Jones 4812	Reps 1577 Dpm 1577	Stagg 4130 Eftablin 4130	Aptos 4214 Masonisi 4214	St Marys 4466 Pinoval 4466	Bates 3459 Dal Oro 3459	Grant 4232 Logan 4232	Fairfield 3191 St Marys 3191
So	McCollough 1028 W. MUIP 1028	McCollough 2080 W. MUIP 2080	Trion 4767 Muir 4767	Stagg 4130 Eftablin 4130	Stagg 4130 Eftablin 4130	Aptos 4214 Masonisi 4214	St Marys 4466 Pinoval 4466	Bates 3459 Dal Oro 3459	Grant 4232 Logan 4232	Fairfield 3191 St Marys 3191
"	LB Poly 1043 Rideaux 1043	LB Poly 2097 Kelly 2097	Rowland 4780 Manly 4780	Stagg 4130 Eftablin 4130	Stagg 4130 Eftablin 4130	Aptos 4214 Masonisi 4214	St Marys 4466 Pinoval 4466	Bates 3459 Dal Oro 3459	Grant 4232 Logan 4232	Fairfield 3191 St Marys 3191
"	NID 1044 Fargas 1044	Seerra 2132 Rogers 2132	Anderson 4794 LB Poly 4794	Dana Hills 1547 Lindahl 1547	Stagg 4130 Eftablin 4130	Aptos 4214 Masonisi 4214	St Marys 4466 Pinoval 4466	Bates 3459 Dal Oro 3459	Grant 4232 Logan 4232	Fairfield 3191 St Marys 3191
"	Seerra 1046 McCollough 1046	Alemany 2140 Fletcher 2140	Forde 4812 Ferde 4812	S. Monica 1548 Meyville 1548	Stagg 4130 Eftablin 4130	Aptos 4214 Masonisi 4214	St Marys 4466 Pinoval 4466	Bates 3459 Dal Oro 3459	Grant 4232 Logan 4232	Fairfield 3191 St Marys 3191
"	Altemany 1050 Fletcher 1050	Rowland 2148 Manly 2148	Tarpe 4818 Kappel 4818	Costa Mesa 1549 Sola 1549	Stagg 4130 Eftablin 4130	Aptos 4214 Masonisi 4214	St Marys 4466 Pinoval 4466	Bates 3459 Dal Oro 3459	Grant 4232 Logan 4232	Fairfield 3191 St Marys 3191
SD	Morse 1068 Okenwa 1068	Morse 2158 Okenwa 2158	Lacosta 4788 Sims 4788	El Capitan 1556 Dyones 1556	Stagg 4130 Eftablin 4130	Aptos 4214 Masonisi 4214	St Marys 4466 Pinoval 4466	Bates 3459 Dal Oro 3459	Grant 4232 Logan 4232	Fairfield 3191 St Marys 3191
"	Seerra 1086 Morrow 1086	Grossmt 2181 Bartling 2181	Greensmt 4809 Bartling 4809	Castelan 1559 Castaile 1559	Stagg 4130 Eftablin 4130	Aptos 4214 Masonisi 4214	St Marys 4466 Pinoval 4466	Bates 3459 Dal Oro 3459	Grant 4232 Logan 4232	Fairfield 3191 St Marys 3191
"	El Camino 1097 Wright 1097	Univ 2190 Ward 2190	Mt Carmel 4899 Sharpe 4899	Gr Hills 1560 Mavmatis 1560	Stagg 4130 Eftablin 4130	Aptos 4214 Masonisi 4214	St Marys 4466 Pinoval 4466	Bates 3459 Dal Oro 3459	Grant 4232 Logan 4232	Fairfield 3191 St Marys 3191

California State Meet, 1997

	SP	DIS	HJ	LJ	TJ	PV
No	Gratley 55-4 Desember	Gridley 171-9 Desember	Ruffery 6-6 Ruffery	Corning Landham 22-3	Corning White 42-9	W. Valley Bear Creek 13-6
Sac	Je Sout 59-7 Bedovnac	Je Sout 187-4 Bedovnac	Bear Creek 6-10 Fellbach	Wc Wood Brown 23-7	Center Colson 51-3	Bear Creek 16-6
"	Price 54-2 C. Cath	MacKay 162-8 C. Cath	Corova 6-8 Osby	Stagg Stagg 23-6	Johnson Yuba City 47-5	Ponderosa Bear Creek 14-9
"	C. Cath 54-0 MacKay	Golden Val 159-11 Murderk	Takay 6-6 Woods	Calson 23-4 Calson	Angstine 47-3 St Marys	Phaern 14-3
NCS	C. Newman 58-7 Chase	C. Newman 167-6 Chase	S. Rosa 6-8 Pittsburg	Sonoma Val 22-0 Liffield	O'Dowd 49-0 MacK	M. Vista Mahas 14-6
"	Tamalpais 55-7 Holt	Amodor Val 160-9 Doria	Pittsburg 6-8 Lewis	Pittsburg Lewis 23-0	Humphrey 45-6 Haves	Fortuna Hayes 14-0
"	Amodor Val 52-4 Doria	S. Rosa 153-11 Barcroft	Logan 6-4 Collin	Antioch 21-0 Cox	Wilson 45-5 Logan	Nahark Braunstein 11-0
"	St. Bern 51-9 Matheny	Matheny 152-11 Casthamt	Y9 Val 6-4 Carpenter	Fortuna 21-0 Hunt	Logan Mackey 45-0	S. Ramon Val Tachera 13-6
Oak	Casthamt 41-9 Alogela	Casthamt 113-2 Collins	Skyline 6-4 Amey	Skyline Fernandez 21-2	Skyline Fernandez 46-7	Mealy Harris 12-3
SF	McAtter 53-4 Parker	McAtter 145-7 Parker	Wilson 5-6 Lincaln	Hoang 21-7 Hoang	Nguyen 42-7 Lowell	Mark Harris 10-6
CCS	Los Altos 58-6 Bjorklund	Del Mar 159-3 Foughft	Los Altos 6-10 Marche	Oak Grove 22-10 Lacy	Nguyen Cordoba 47-3	Del Mar Harris 15-6
"	Oak Grove 54-1 Carter	SLV 158-3 Sanborn	Carmel 6-11 Cook	Menlo Ath 22-4 Nero	Framont Douglas 45-11	N. Mont Co Grilalva 15-6
"	Woodside 52-11 Torresdal	Pied. Hills 151-6 Goldstein	Serra 6-11 Darcen	Strick'd 22-2 Mity	Stone 45-8 YBuena	Mt Pleas Carbajal 14-6
Cent	Bak 67-0 Mounds	Bak 181-3 Mounds	Serra 7-0 Zarate	Gold. West Malone 22-8	Ridgeview Howard 49-1	Lehore Ahueta 15-6
"	Ridgeview 56-5 Leslie	Highland 168-3 Beydle	Ridgeview 6-10 Howard	Melan 22-6 Armstrong	Gold. West Malone 46-7	Gold. West Benson 15-6
"	Highland 53-10 Beydle	Fresno 166-3 Johnson	Stockdale 6-5 Drewry	Clovis 22-4 McCall	Hoover Archie 46-6	Kingsburg Price 14-0
LA	W. Chester 52-3 Triplett	Gag. Pack 150-0 Williams	Hollywood 6-6 Cepeda	Garson 23-0 McCall	Gardena Rosser 46-8	Verdugo Hill Cunihen 11-6
"	Canoga PK 51-9 Podriguez		Grim 6-4 Maldur	Narbonne 23-2 UKU	Dorsey Lewis 45-10	Gren. Hills Turner 13-6
"	Franklin 49-11 Loya		Mon. Ath 6-4 Duff	Corson 22-3 Windfield	Dorsey Mend 44-11	Univ Kassab 13-0
So	Hunt. Ech 60-0 Moser	Hunt. Ech 180-2 Moser	Alta Loma 6-8 Mottey	Pyobles 22-8 Denkins	Alta Loma 47-7	Glendora Kstrand 14-6
"	R. C. Cuga 58-7 Bello	R. C. Cuga 182-3 Bello	Arcoelia 6-8 Franklin	Jenkins 22-7 Palmore	Motley 47-2	Font. Val Landaver 14-6
"	Cany. Spg 57-7 Kurkowski	Serra 175-6 Thurmond	El Toro 6-8 Parks	Edison 22-5 Bardone	Muir 46-6	Arroyo 6-6 Krivinski 14-6
"	Arcoelia 56-9 Weigand	Brea. Oinda 166-0 Norum	Justin 6-8 DeRaad	El Toro 22-3 Smith	Palmdale 46-3 Carr	Temescal Can Becker 14-6
"	St Paul 56-2 Rains	Wilson 154-11 Leacara	Dana Hills 6-11 Reese	Ayala 22-3 Torres	Diam. Bay 45-10 Badger	Peninsula Peeke 14-6
SD	El Capitan 59-4 Ames	SD Gilliam 180-3 Gilliam	Escandide 6-7 Hallins	Morse Walker 23-8	Morse 48-9 Rivers	Poway Tutrow 14-4
"	Carlbad 58-5 Pivas	S. Marcos 172-4 Makhele	Rancho Bern 6-6 Hazorika	Ger. Hill 22-9 Herrman	Mt Miguel 48-0 Rudder	Rancho Bv Cheng 13-10
"	S. Marcos 57-3 Makhele	El Capitan 171-5 Ames	Morse Walker 6-11 Walker	Escandide 22-7 Hallins	Crawford 46-3 Heung	Rancho Bv Mueller 13-10