

*June 15, 1987*

**1987**  
**BACAA**  
**Corporate Relays**

**Sponsored by : Digital**

Stanford Stadium  
June 20, 1987

# POST MEET CELEBRATION !!!

Hosted by Radar Timing Services & Lockheed Party People

DANCING, TEAM "COMPETITIONS", ALL THE BEER AND SODA YOU CAN DRINK!!! (FREE)

LOCATION :

Class "Reunion"

(CORNER OF PAGE MILL AND EL CAMINO - LESS THAN A MILE SOUTH OF THE STADIUM)

6:30 til ...

Welcome one and all to the third running of the BACAA Corporate Relays. On behalf of the BACAA Board members, we would like to offer a hearty WELCOME. Whether this is your first time out on the track or your tenth (yes, the Regionals have been going on for some ten years now). We're sure you will find this a rewarding, and long day. We're happy to be back on the Stanford campus after a three year absence. Our Meet Director, Brooks Johnson, has been involved with the corporate relays in the past and knows how to put on a high quality meet. We would also like to thank Digital, the sponsor for both the 1987 BACAA Relays and the USCAA National event to be held in Boston in July. If you have any questions or comments on what is going to happen today, or what has transpired, please feel free to talk with any of the BACAA members, we're here to help and want you to feel good about your involvement with BACAA. Once again, welcome and by all means, have fun!

Hank Lawson - President (Hewlett-Packard)  
Kevin Holtzclaw - Vice President (General Electric)  
Steve Underwood - Treasurer (Gaylord Containers)  
Kaye Donnelly - Secretary (SRI)  
Richard Speidel - Chairman (Pacific Telesis)  
Brooks Johnson - Meet Director (Stanford University)



Brooks Johnson

# PAST BACAA RESULTS

## DIVISION I

1987	1986	1985	
----	----	----	
1 -	Lockheed	210	Pacific Telesis 126
3 -	Hewlett-Packard	198	Lockheed 123
4 -	Pacific Telesis	153	Bank Of America 120
5 -	Chevron	110	General Electric 117
6 -	General Electric	97	IBM 114
8 -	Bank Of America	96	Hewlett-Packard 108
9 -	SRI	90	AT & T 68
10 -	Lockheed	64	SRI 60
11 -	Varian	43	Chevron 59
12 -	Hewlett-Packard	42	Hewlett-Packard 31
13 -	IBM	36	Ford 30
14 -	AT & T	35	Crown Zellerbach 28
15 -	Ford	23	City Of San Jose 22
16 -	Syntex	23	Lockheed 21
17 -	National Semi	23	ESL 20
18 -	Lockheed	19	Lawrence Liv Labs 15
19 -	Hewlett-Packard	4	Hewlett-Packard 11
20 -	FMC	1	National Semi 10
21 -			Pacific Telesis 4
22 -			Bank Of America 3
23 -			Hewlett-Packard 3
24 -			AT & T 2
25 -			Syntex 2
26 -			ESL 2
27 -			Lockheed 1
28 -			
29 -			
30 -			

## DIVISION II

1 -	EPRI	605	EPRI	131
2 -	ESL	391	Esprit	121
3 -	City Of San Jose	374	Versatec	72
4 -	Versatec	209	Hibernia Bank	63
5 -	Esprit	175	Quantum	20
6 -	ALZA	128	Hibernia Bank	13
7 -	Prometrix	116	Esprit	8
8 -	Persidio Of SF	50		
9 -				
10 -				

# 1987 REGIONAL RESULTS

Des Moines , April 18

Class AA

Distance Relay

Principal Financial Group 22:51

U.S. West 25:01

Mercy Medical Center 25:10

Men's Mile Team Race

Principal Financial Group 9:42.72

U.S. West 9:56.86

Mercy Medical Center 10:26.61

Women's Relay

Mercy Medical Center 4:59

Blue Cross/Blue Shield 5:01

Principal Financial Group 5:11

Women's 800m Team Race

Blue Cross/Blue Shield 5:36.39

Mercy Medical Center 5:38.56

Principal Financial Group 5:41

Pyramid Relay

Principal Financial Group 11:01

John Deere 11:10

Mercy Medical Center 12:00

Sprint Relay

Mercy Medical Center 3:56

U.S. West 4:02

John Deere 4:06.11

3-Lap Sprint

Ruan 2:44.39

Maytag 2:49.7

U.S. West 2:51.2

Masters Relay

John Deere 5:52.34

U.S. West 6:02.8

Mercy Medical Center 6:06.2

Executive Relay

Principal Financial Group 19:27.61

Ruan 21:07

Iowa Methodist Med. Center 22:22

President's Relay

Ruan 9:47.22

Principal Financial Group 10:38

Mercy Medical Center 12:41

Men's 800m Team Race

Maytag 4:07.72

U.S. West 4:13

Mercy Medical Center 4:19

Men's 400m Team Race

Ruan 1:48.56

Principal Financial Group 1:51.79

U.S. West 1:55.13

Women's 400m Team Race

Iowa Methodist Med. Center 2:12.21

Blue Cross/Blue Shield 2:19.17

Principal Financial Group 2:21.21

Class A

Team Results

Dial Corporation 174

Century Companies 172

Financial Info. Trust 114

Distance Relay

Century Companies 24:28

Dial Corporation 26:15

Peat Marwick 26:41

Men's Mile Team Race

Century Companies 10:07.59

Dial Corporation 10:34.26

Financial Info. Trust 11:01.52

Women's Relay

Central Life Assurance 5:08

Dial Corporation 5:09

Employers Mutual 5:26

Women's 800m Team Race

Dial Corporation 5:42.88

Farm Bureau Ins. 6:07.54

Century Companies 6:08

Pyramid Relay

Century Companies 11:00

Integrated Resources 11:05

Dial Corporation 11:12

Sprint Relay

Employers Mutual 4:20.99

Central Life Assurance 4:23.61

WHO Broadcasting 4:24.77

3-Lap Sprint

Integrated Resources 2:46.29

Norwest 2:49.28

Dial Corporation 2:53.65

Masters Relay

Deluxe Check Printers 6:42.3

Financial Info. Trust 7:01

Central Life Assurance 7:12

Executive Relay

Nyemaster, Goode, et al. 21:08

Peat Marwick 21:26

Century Companies 22:29

President's Relay

Dial Corporation 9:37

Financial Info. Trust 9:45

Davis, Hockenbergs 9:47.32

Men's 800m Team Race

Integrated Resources 4:18.71

Dial Corporation 4:21.83

Century Companies 4:31

Men's 400m Team Race

Peat Marwick 1:51.39

Norwest 1:53.13

Dial Corporation 1:53.17

Women's 400m Team Race

Central Life Assurance 2:15.74

Century Companies 2:26.64

Dial Corporation 2:26.75

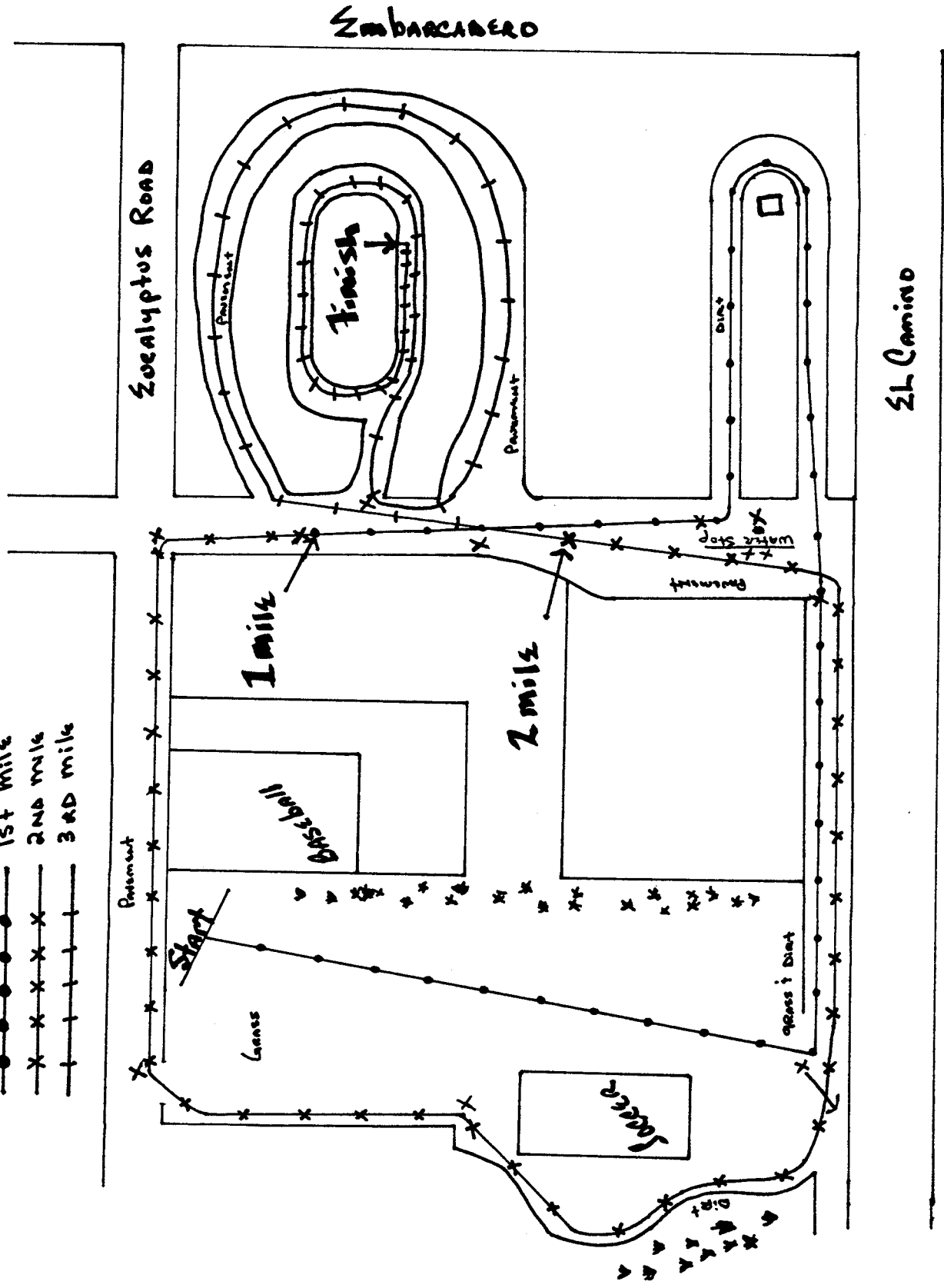
SCHEDULE OF EVENTS  
 BAY AREA CORPORATE RELAYS  
 Stanford University  
 Saturday, June 20, 1987

Sponsored by: DIGITAL EQUIPMENT CORPORATION  
 Meet Director: BROOKS JOHNSON


<u>Time</u>	<u>Event</u>	<u>Division</u>	<u>Event #</u>
8:00 a.m.	Mens 5K	I & II	1
8:45	Womens 5K	I & II	2
9:45	Distance Relay	I	3
10:15	Team Jump - High Jump	I (Flight 1)	4
10:15	Team Jump - Long Jump	I (Flight 1)	9
10:30	Presidents Relay (morning heat)	I & II	18
10:45	Sub-master Distance Relay	I (slow heat)	5
11:05	Sub-master Distance Relay	I (fast heat)	
11:25	Mens Mile	II	6
11:35	Womens 800M	I (slow heat)	7
11:45	Womens 800M	I (fast heat)	
12:15 p.m.	3 Lap Sprint	I (slow heat)	8
12:25	3 Lap Sprint	I (fast heat)	
12:35	Team Jump - High Jump	I (Flight 2)	4
12:35	Team Jump - Long Jump	I (Flight 2)	9
12:35	Team Shot Put	I (Flight 1)	10
12:45	3 Lap Sprint	II	11
12:55	Executive Relay	I	12
1:25	Mens Mile	I (slow heat)	13
1:35	Mens Mile	I (fast heat)	
1:45	Seniors Relay	I & II (slow heat)	14
1:55	Seniors Relay	I & II (fast heat)	
1:55	Team Shot Put	I (Flight 2)	10
2:10	Womens Relay	I (slow heat)	15
2:25	Womens Relay	I (fast heat)	
2:40	Womens Relay	II	16
3:05	Sub-master Sprint Relay	I (slow heat)	17
3:15	Sub-master Sprint Relay	I (fast heat)	
3:25	Presidents Relay (afternoon heat)	I & II	18
3:55	Pyramid Relay	I (slow heat)	19
4:10	Pyramid Relay	I (fast heat)	
4:25	Pyramid Relay	II	20
4:50	Masters Relay Plus	I (slow heat)	21
5:00	Masters Relay Plus	I (fast heat)	
5:20	Masters Relay Plus	II	22
5:40	Sprint Relay	I (slow heat)	23
5:50	Sprint Relay	I (fast heat)	
6:10	Sprint Relay	II	24

# 1987 Bay Area Corporate Run is - 5K Run Race Course

- 1st mile
- ×—× 2nd mile
- +—+ 3rd mile



# 1 Division I Men's 5K Road Race Finals



BACAA record : New Event

National Record : GE

9 pts ('85)

Scoring done cross-country stlye (low score wins) based on five best runners from the eight 5-yr age categories.

1 - 15

16 - 30

1 - 15		16 - 30	
Team	Time	Team	Time
1	_____	16	_____
2	_____	17	_____
3	_____	18	_____
4	_____	19	_____
5	_____	20	_____
6	_____	21	_____
7	_____	22	_____
8	_____	23	_____
9	_____	24	_____
10	_____	25	_____
11	_____	26	_____
12	_____	27	_____
13	_____	28	_____
14	_____	29	_____
15	_____	30	_____

1986 Results

New Event



# 1 Division II Men's 5K Road Race Finals



BACAA record : New Event

National Record : Jersey Shore 3 pt ('85)

Scoring done cross-country stlye (low score wins) based on three best runners from the eight 5-yr age categories.

## 1 - 15

## 16 - 30

1 - 15		16 - 30	
Team	Time	Team	Time
1	_____	16	_____
2	_____	17	_____
3	_____	18	_____
4	_____	19	_____
5	_____	20	_____
6	_____	21	_____
7	_____	22	_____
8	_____	23	_____
9	_____	24	_____
10	_____	25	_____
11	_____	26	_____
12	_____	27	_____
13	_____	28	_____
14	_____	29	_____
15	_____	30	_____

1986 Results

New Event

# 2 Division I Women's 5K Road Race Finals



=====

BACAA record : New Event

National Record : AT & T 5 pts ('86)

=====

Scoring done cross-country stlye (low score wins) based on four best runners from the eight 5-yr age categories.

1 - 15

16 - 30

1 - 15		16 - 30	
Team	Time	Team	Time
1	_____	16	_____
2	_____	17	_____
3	_____	18	_____
4	_____	19	_____
5	_____	20	_____
6	_____	21	_____
7	_____	22	_____
8	_____	23	_____
9	_____	24	_____
10	_____	25	_____
11	_____	26	_____
12	_____	27	_____
13	_____	28	_____
14	_____	29	_____
15	_____	30	_____

1986 Results

New Event

# 2 Division II Women's 5K Road Race Finals



=====

BACAA record : New Event

National Record : Esprit 2 pts ('85)

=====

Scoring done cross-country stlye (low score wins) based on two best runners from the eight 5-yr age categories.

1 - 15

16 - 30

1 - 15		16 - 30	
Team	Time	Team	Time
1 _____	_____	16 _____	_____
2 _____	_____	17 _____	_____
3 _____	_____	18 _____	_____
4 _____	_____	19 _____	_____
5 _____	_____	20 _____	_____
6 _____	_____	21 _____	_____
7 _____	_____	22 _____	_____
8 _____	_____	23 _____	_____
9 _____	_____	24 _____	_____
10 _____	_____	25 _____	_____
11 _____	_____	26 _____	_____
12 _____	_____	27 _____	_____
13 _____	_____	28 _____	_____
14 _____	_____	29 _____	_____
15 _____	_____	30 _____	_____

1986 Results

New Event

# 3 Division I Distance Relay Finals



=====

BACAA record : Lockheed 34:19.3 ('86) National Record : IBM 33:41.6 ('86)

=====


Five runners, any combination of male or female, running:  
1 mile, 880, 1 mile, 2 mile, 3 mile, in that order.

1 - 15		16 - 30	
Team	Time	Team	Time
1 _____	_____	16 _____	_____
2 _____	_____	17 _____	_____
3 _____	_____	18 _____	_____
4 _____	_____	19 _____	_____
5 _____	_____	20 _____	_____
6 _____	_____	21 _____	_____
7 _____	_____	22 _____	_____
8 _____	_____	23 _____	_____
9 _____	_____	24 _____	_____
10 _____	_____	25 _____	_____
11 _____	_____	26 _____	_____
12 _____	_____	27 _____	_____
13 _____	_____	28 _____	_____
14 _____	_____	29 _____	_____
15 _____	_____	30 _____	_____

### 1986 Results

1 - Lockheed	34:19.3	6 - Pacific Telesis	38:17.0
2 - Chevron	34:36.0	7 - Hewlett-Packard	39:25.0
3 - Bank Of America	36:47.0	8 - IBM	39:35.0
4 - General Electric	37:03.4	9 - Varian	40:27.0
5 - Ford	37:28.4	10 - Syntex	42:46.0

# 4 Division I Team Jump - Flight 1 High Jump - Finals



=====

BACAA record : Varian 3087 ('86) National Record : Int'l Food 3484 ('86)

=====

Three athletes, each will high & long jump, scored decathalon style  
(see formula sheet), with top two scores being team total.

Person 1		Person 2	
Team	Distance	Team	Distance
1 _____	_____	1 _____	_____
2 _____	_____	2 _____	_____
3 _____	_____	3 _____	_____
4 _____	_____	4 _____	_____
5 _____	_____	5 _____	_____
6 _____	_____	6 _____	_____
7 _____	_____	7 _____	_____
8 _____	_____	8 _____	_____
9 _____	_____	9 _____	_____
10 _____	_____	10 _____	_____

### 1986 Results

1 - Varian	3087	6 - Lockheed	2782
2 - Hewlett-Packard	2943.4	7 - Chevron	2756
3 - Hewlett-Packard B	2942.9	8 - Pacific Telesis	2729
4 - Bank Of America	2884	9 - FMC	2557
5 - AT & T	2852		

# 4 Division I Team Jump - Flight 2 High Jump - Finals



=====

BACAA record : Varian 3087 ('86) National Record : Int'l Food 3484 ('86)

=====

Three athletes, each will high & long jump, scored decathalon style  
(see formula sheet), with top two scores being team total.

### Person 1

### Person 2

	Team	Distance
1	_____	_____
2	_____	_____
3	_____	_____
4	_____	_____
5	_____	_____
6	_____	_____
7	_____	_____
8	_____	_____
9	_____	_____
10	_____	_____

	Team	Distance
1	_____	_____
2	_____	_____
3	_____	_____
4	_____	_____
5	_____	_____
6	_____	_____
7	_____	_____
8	_____	_____
9	_____	_____
10	_____	_____

### 1986 Results

1 - Varian	3087
2 - Hewlett-Packard	2943.4
3 - Hewlett-Packard B	2942.9
4 - Bank Of America	2884
5 - AT & T	2852

6 - Lockheed	2782
7 - Chevron	2756
8 - Pacific Telesis	2729
9 - FMC	2557

# 5 Division I Sub-master Distance Relay Finals



=====

BACAA record : HP 11:24.2 ('86)      National Record : AT & T 10:37.8 ('86)

=====

Four runners, all must be 30 or older, with 1 female, and 2 being at least 35 in addition to the female, running: 880, 440, 1320, mile

## Heat 1

## Heat 2

Heat 1		Heat 2	
Team	Time	Team	Time
1 _____	_____	1 _____	_____
2 _____	_____	2 _____	_____
3 _____	_____	3 _____	_____
4 _____	_____	4 _____	_____
5 _____	_____	5 _____	_____
6 _____	_____	6 _____	_____
7 _____	_____	7 _____	_____
8 _____	_____	8 _____	_____
9 _____	_____	9 _____	_____
10 _____	_____	10 _____	_____
11 _____	_____	11 _____	_____
12 _____	_____	12 _____	_____
13 _____	_____	13 _____	_____
14 _____	_____	14 _____	_____
15 _____	_____	15 _____	_____

### 1986 Results

1 - Hewlett-Packard	11:24.2	6 - IBM	12:17.0
2 - Pacific Telesis	11:31.1	7 - Chevron	12:24.0
3 - SRI	11:34.9	8 - Hewlett-Packard B	12:44.4
4 - Syntex	11:52.1	9 - AT & T	12:48.9
5 - Lockheed	12:04.3	10 - Lockheed B	13:14.4

# 6 Division II Mens Mile Finals



=====

BACAA record : ESL 9:27.0 ('86)      National Record : Greentree 8:45.5 ('83)

=====

Two men, each running a mile, with their times totaled,  
lowest team time determines place.

1 - 7		8 - 14	
Team	Time	Team	Time
1 _____	_____	8 _____	_____
2 _____	_____	9 _____	_____
3 _____	_____	10 _____	_____
4 _____	_____	11 _____	_____
5 _____	_____	12 _____	_____
6 _____	_____	13 _____	_____
7 _____	_____	14 _____	_____

### 1986 Results

1 - ESL	9:27.0
2 - City Of San Jose	9:34.0
3 - EPRI	9:56.0
4 - Versatec	10:15.0
5 - Prometrix	12:10.0



# 7 Division I Womens 800 M Finals



=====

BACAA record : IBM 4:37.1 ('83)      National Record : IBM 4:28.6 ('83)

=====

Two women, each running 800 meters, with their times totaled,  
lowest team time determines place.

## Heat 1

## Heat 2

Heat 1		Heat 2	
Team	Time	Team	Time
1 _____	_____	1 _____	_____
2 _____	_____	2 _____	_____
3 _____	_____	3 _____	_____
4 _____	_____	4 _____	_____
5 _____	_____	5 _____	_____
6 _____	_____	6 _____	_____
7 _____	_____	7 _____	_____
8 _____	_____	8 _____	_____
9 _____	_____	9 _____	_____
10 _____	_____	10 _____	_____
11 _____	_____	11 _____	_____
12 _____	_____	12 _____	_____
13 _____	_____	13 _____	_____
14 _____	_____	14 _____	_____
15 _____	_____	15 _____	_____

### 1986 Results

1 - SRI	4:49.5	6 - Chevron	5:29.9
2 - Lockheed	4:51.6	7 - General Electric	5:31.1
3 - Hewlett-Packard	5:08.0	8 - Pacific Telesis	5:32.0
4 - Lockheed B	5:14.1	9 - Varian	5:42.1
5 - Hewlett-Packard B	5:15.4	10 - Bank Of America	5:45.2

# 8 Division I Three-Lap Sprint Finals



=====

BACAA record : SRI 2:31.2 ('84)      National Record : Delta      2:25.5 ('86)

=====

Four runners (minimum of 1 female) running the following legs:  
220, 220, 440, 440, in that order.

## Heat 1

	Team	Time
1	_____	_____
2	_____	_____
3	_____	_____
4	_____	_____
5	_____	_____
6	_____	_____
7	_____	_____

## Heat 2

	Team	Time
1	_____	_____
2	_____	_____
3	_____	_____
4	_____	_____
5	_____	_____
6	_____	_____
7	_____	_____

## Heat 3

	Team	Time
1	_____	_____
2	_____	_____
3	_____	_____
4	_____	_____
5	_____	_____
6	_____	_____
7	_____	_____

## Heat 4

	Team	Time
1	_____	_____
2	_____	_____
3	_____	_____
4	_____	_____
5	_____	_____
6	_____	_____
7	_____	_____

### 1986 Results

1 - Pacific Telesis	2:35.3	6 - Ford	2:45.9
2 - Hewlett-Packard A	2:36.3	7 - Varian	2:46.5
3 - Bank Of America	2:43.1	8 - IBM	2:46.9
4 - SRI	2:43.7	9 - Hewlett-Packard B	2:49.1
5 - Lockheed A	2:44.8	10 - Chevron	2:51.4

# 9 Division I Team Jump - Flight 1 Long Jump - Finals



=====

BACAA record : Varian 3087 ('86) National Record : Int'l Food 3484 ('86)

=====

Three athletes, each will high & long jump, scored decathalon style  
(see formula sheet), with top two scores being team total.

Person 1		Person 2	
Team	Distance	Team	Distance
1 _____	_____	1 _____	_____
2 _____	_____	2 _____	_____
3 _____	_____	3 _____	_____
4 _____	_____	4 _____	_____
5 _____	_____	5 _____	_____
6 _____	_____	6 _____	_____
7 _____	_____	7 _____	_____
8 _____	_____	8 _____	_____
9 _____	_____	9 _____	_____
10 _____	_____	10 _____	_____

### 1986 Results

1 - Varian	3087	6 - Lockheed	2782
2 - Hewlett-Packard	2943.4	7 - Chevron	2756
3 - Hewlett-Packard B	2942.9	8 - Pacific Telesis	2729
4 - Bank Of America	2884	9 - FMC	2557
5 - AT & T	2852		

# 10 Division I Team Shot Put - Flight 1 Finals



=====

BACAA record : HP 1506 ('86) National Record : GE 1784 ('86)

=====

Two athletes, each will throw the shot put, scored decathlon style  
(see formula sheet), with two scores being team total.

Person 1		Person 2	
Team	Distance	Team	Distance
1 _____	_____	1 _____	_____
2 _____	_____	2 _____	_____
3 _____	_____	3 _____	_____
4 _____	_____	4 _____	_____
5 _____	_____	5 _____	_____
6 _____	_____	6 _____	_____
7 _____	_____	7 _____	_____
8 _____	_____	8 _____	_____
9 _____	_____	9 _____	_____
10 _____	_____	10 _____	_____

### 1986 Results

1 - Hewlett-Packard	1506	6 - General Electric	1022
2 - Pacific Telesis	1462	7 - Ford	993
3 - Lockheed	1219	8 - Lockheed B	988
4 - Bank Of America	1151	9 - FMC	950
5 - Bank Of America B	1032	10 - SRI	864

# 11 Division II Three-Lap Sprint Finals



=====

BACAA record : RW 2:37.7 ('84)      National Record : Greentree 2:29.0 ('84)

=====

Four runners (minimum of 1 female) running the following legs:  
220, 220, 440, 440, in that order.

## Heat 1

	Team	Time
1	_____	_____
2	_____	_____
3	_____	_____
4	_____	_____
5	_____	_____
6	_____	_____
7	_____	_____

## Heat 2

	Team	Time
1	_____	_____
2	_____	_____
3	_____	_____
4	_____	_____
5	_____	_____
6	_____	_____
7	_____	_____

### 1986 Results

1 - City Of San Jose      2:46.3  
 2 - Versatec              2:48.0  
 3 - Esprit                2:50.9  
 4 - ESL                    2:51.9  
 5 - EPRI                  3:02.4

6 - ALZA                   3:09.1  
 7 - Prometrix             3:17.5

# 12 Division I Executive Relay Finals



=====

BACAA record : GE 17:22.8 ('85)      National Record : AT & T 16:31.1 ('84)

=====

Four runners, at a level of manager of manager(s), 30 years or above of age, running: 880, 440, 1 mile, 2 mile, in that order.

## 1 - 15

## 16 - 30

	Team	Time		Team	Time
1	_____	_____	16	_____	_____
2	_____	_____	17	_____	_____
3	_____	_____	18	_____	_____
4	_____	_____	19	_____	_____
5	_____	_____	20	_____	_____
6	_____	_____	21	_____	_____
7	_____	_____	22	_____	_____
8	_____	_____	23	_____	_____
9	_____	_____	24	_____	_____
10	_____	_____	25	_____	_____
11	_____	_____	26	_____	_____
12	_____	_____	27	_____	_____
13	_____	_____	28	_____	_____
14	_____	_____	29	_____	_____
15	_____	_____	30	_____	_____

### 1986 Results

1 - Hewlett-Packard	17:59.4	6 - Lockheed	20:56.1
2 - Bank Of America	18:04.3	7 - Syntex	21:02.2
3 - General Electric	18:12.6	8 - Chevron	21:31.8
4 - Pacific Telesis	19:07.0	9 - AT & T	23:30.1
5 - IBM	19:57.8		

# 13 Division I Mens Mile Finals



=====

BACAA record : ~~Chevron~~ <sup>Lockheed</sup> 8:32.3 <sup>87</sup> (<sup>86</sup>) National Record : IBM 8:20.7 ('85)

=====

Two men, each running one mile, with their times totaled,  
lowest team time determines place.

## Heat 1

## rHeat 2

Heat 1		rHeat 2	
Team	Time	Team	Time
1 _____	_____	1 _____	_____
2 _____	_____	2 _____	_____
3 _____	_____	3 _____	_____
4 _____	_____	4 _____	_____
5 _____	_____	5 _____	_____
6 _____	_____	6 _____	_____
7 _____	_____	7 _____	_____
8 _____	_____	8 _____	_____
9 _____	_____	9 _____	_____
10 _____	_____	10 _____	_____
11 _____	_____	11 _____	_____
12 _____	_____	12 _____	_____
13 _____	_____	13 _____	_____
14 _____	_____	14 _____	_____
15 _____	_____	15 _____	_____

### 1986 Results

1 - Chevron	8:42.6	6 - Hewlett-Packard B	9:22.4
2 - Lockheed	8:48.0	7 - SRI	9:27.1
3 - Hewlett-Packard	8:50.0	8 - Pacific Telesis	9:38.0
4 - Bank Of America	8:57.1	9 - Lockheed B	9:49.2
5 - Varian	9:04.0	10 - AT & T	10:12.0

# 14 Division I & II Seniors Relay Finals



=====

BACAA record : Lockheed 3:32.3 ('86) National Record : Lockheed 3:32.3 ('86)

=====

BACAA record : EPRI 4:12.7 ('86) National Record : EPRI 4:12.7 ('86)

=====

Three runners, all 50 years or older, with at least one female,  
running: 440, 220, 660, in that order.

## 1 - 15

## 16 - 30

1 - 15		16 - 30	
Team	Time	Team	Time
1 _____	_____	16 _____	_____
2 _____	_____	17 _____	_____
3 _____	_____	18 _____	_____
4 _____	_____	19 _____	_____
5 _____	_____	20 _____	_____
6 _____	_____	21 _____	_____
7 _____	_____	22 _____	_____
8 _____	_____	23 _____	_____
9 _____	_____	24 _____	_____
10 _____	_____	25 _____	_____
11 _____	_____	26 _____	_____
12 _____	_____	27 _____	_____
13 _____	_____	28 _____	_____
14 _____	_____	29 _____	_____
15 _____	_____	30 _____	_____

### 1986 Results

1 - Lockheed 3:32.3  
 2 - Hewlett-Packard 3:36.5  
 3 - Pacific Telesis 3:46.2  
 4 - National Semi 3:48.4  
 5 - Lockheed B 4:05.1

6 - Varian 4:07.5  
 7 - Bank Of America 4:12.7  
 \*1 - EPRI (Div II) 4:12.7



# 15 Division I Womens Relay Finals



=====

BACAA record : IBM 4:28.6 ('83) National Record : IBM 4:14.9 ('84)

=====

Three runners, all female, running the following legs:  
440, 880, 440, in that order.

### Heat 1

	Team	Time
1	_____	_____
2	_____	_____
3	_____	_____
4	_____	_____
5	_____	_____
6	_____	_____
7	_____	_____

### Heat 2

	Team	Time
1	_____	_____
2	_____	_____
3	_____	_____
4	_____	_____
5	_____	_____
6	_____	_____
7	_____	_____

### Heat 3

	Team	Time
1	_____	_____
2	_____	_____
3	_____	_____
4	_____	_____
5	_____	_____
6	_____	_____
7	_____	_____

### Heat 4

	Team	Time
1	_____	_____
2	_____	_____
3	_____	_____
4	_____	_____
5	_____	_____
6	_____	_____
7	_____	_____

### 1986 Results

1 - Hewlett-Packard	4:47.8	6 - Lockheed B	5:19.9
2 - Lockheed	4:51.3	7 - Chevron	5:21.4
3 - General Electric	5:03.0	8 - Varian	5:22.8
4 - IBM	5:05.0	9 - AT & T	5:40.1
5 - Pacific Telesis	5:06.7		

# 16 Division II Womens Relay Finals



=====

BACAA record : Esprit 4:59.6 ('85) National Record : Esprit 4:28.1 ('84)

=====

Three runners, all female, running the following legs:  
440, 880, 440, in that order.

## Heat 1

	Team	Time
1	_____	_____
2	_____	_____
3	_____	_____
4	_____	_____
5	_____	_____
6	_____	_____
7	_____	_____

## Heat 2

	Team	Time
1	_____	_____
2	_____	_____
3	_____	_____
4	_____	_____
5	_____	_____
6	_____	_____
7	_____	_____

### 1986 Results

1	- EPRI	5:12.6
2	- City Of San Jose	5:24.2
3	- Versatec	5:29.4
4	- ESL	5:42.0
5	- Prometrix	6:01.1

# 17 Division I Sub-Masters Sprint Relay Finals



=====

BACAA record : GE 3:50.6 ('86) National Record : GE 3:41.4 ('85)

=====

Four runners, all must be 30 or older (1 female minimum) and 2 being at least 35 in addition to the female, running: 220, 220, 440, 880.

## Heat 1

	Team	Time
1	_____	_____
2	_____	_____
3	_____	_____
4	_____	_____
5	_____	_____
6	_____	_____
7	_____	_____

## Heat 2

	Team	Time
1	_____	_____
2	_____	_____
3	_____	_____
4	_____	_____
5	_____	_____
6	_____	_____
7	_____	_____

## Heat 3

	Team	Time
1	_____	_____
2	_____	_____
3	_____	_____
4	_____	_____
5	_____	_____
6	_____	_____
7	_____	_____

## Heat 4

	Team	Time
1	_____	_____
2	_____	_____
3	_____	_____
4	_____	_____
5	_____	_____
6	_____	_____
7	_____	_____

### 1986 Results

1 - General Electric	3:50.6	6 - Syntex	4:06.4
2 - Hewlett-Packard	3:54.1	7 - Bank Of America	4:07.6
3 - Pacific Telesis	3:57.1	8 - Chevron	4:12.0
4 - Lockheed	4:02.0	9 - AT & T	4:17.0
5 - SRI	4:02.9	10 - Hewlett-Packard	B 4:25.5

# 18 Division I & II Presidents Relay Finals



=====

BACAA record : B Of A 7:55.3 ('85) National Record: Bankers Trust 7:39.0 ('83)

=====

BACAA record : Zylin 8:47.0 ('84) National Record : Sub-4 7:51.3 ('83)

=====

Three runners, male or female, within 3 levels of the President,  
 (Division I must be 40 or older, Division II must be 35 or older),  
 running: 880, 440, 1 mile, in that order.

## 1 - 15

## 16 - 30

Team	Time	Team	Time
1 _____	_____	16 _____	_____
2 _____	_____	17 _____	_____
3 _____	_____	18 _____	_____
4 _____	_____	19 _____	_____
5 _____	_____	20 _____	_____
6 _____	_____	21 _____	_____
7 _____	_____	22 _____	_____
8 _____	_____	23 _____	_____
14 _____	_____	29 _____	_____
15 _____	_____	30 _____	_____

### 1986 Results

#### Division I

1 - Bank Of America	8:56.1
2 - Chevron	9:04.6
3 - Lockheed	9:36.4
4 - Hewlett-Packard	9:38.1

#### Division II

1 - ESL	9:05.3
2 - City Of San Jose	10:04.8
3 - EPRI	10:33.6

# 19 Division I Pyramid Relay Finals



=====

BACAA record : IBM 9:14.3 ('85) National Record : IBM 8:58.7 ('84)

=====

Five runners, minimum of 2 females, running the following legs:  
440, 880, 1320, 880, 440, in that order.

## Heat 1

Team	Time
1 _____	_____
2 _____	_____
3 _____	_____
4 _____	_____
5 _____	_____
6 _____	_____
7 _____	_____

## Heat 2

Team	Time
1 _____	_____
2 _____	_____
3 _____	_____
4 _____	_____
5 _____	_____
6 _____	_____
7 _____	_____

## Heat 3

Team	Time
1 _____	_____
2 _____	_____
3 _____	_____
4 _____	_____
5 _____	_____
6 _____	_____
7 _____	_____

## Heat 4

Team	Time
1 _____	_____
2 _____	_____
3 _____	_____
4 _____	_____
5 _____	_____
6 _____	_____
7 _____	_____

### 1986 Results

1 - Lockheed	9:30.4	6 - General Electric	10:04.1
2 - Hewlett-Packard	9:31.2	7 - Chevron	10:57.5
3 - Pacific Telesis	9:41.5	8 - AT & T	11:31.6
4 - Hewlett-Packard B	9:50.0	9 - Varian	11:58.3
5 - SRI	9:54.6		

# 20 Division II Pyramid Relay Finals



=====

BACAA record :Running Shop 9:29.9('83) National Record :Running Shop 9:23.1('83)

=====

Five runners, minimum of 2 females, running the following legs:  
440, 880, 1320, 880, 440, in that order.

## Heat 1

	Team	Time
1	_____	_____
2	_____	_____
3	_____	_____
4	_____	_____
5	_____	_____
6	_____	_____
7	_____	_____

## Heat 2

	Team	Time
1	_____	_____
2	_____	_____
3	_____	_____
4	_____	_____
5	_____	_____
6	_____	_____
7	_____	_____

### 1986 Results

1 - EPRI	10:50.6
2 - Esprit	10:50.7
3 - Versatec	11:02.2
4 - ESL	11:07.0
5 - City Of San Jose	11:15.8

# 21 Division I Masters Relay Plus Finals



BACAA record : ~~\*\*\*\*2:31.2 ('84)~~ <sup>Lockheed 2:22.6 ('87)</sup> National Record : ~~Delta 2:25.5 ('89)~~

Five runners, all 40 or over, minimum of 1 female AND an additional runner 50 or older, running legs of: 880, 440, 880, 220, 220, in that order.

## Heat 1

Team	Time
1 _____	_____
2 _____	_____
3 _____	_____
4 _____	_____
5 _____	_____
6 _____	_____
7 _____	_____

## Heat 2

Team	Time
1 _____	_____
2 _____	_____
3 _____	_____
4 _____	_____
5 _____	_____
6 _____	_____
7 _____	_____

## Heat 3

Team	Time
1 _____	_____
2 _____	_____
3 _____	_____
4 _____	_____
5 _____	_____
6 _____	_____
7 _____	_____

## Heat 4

Team	Time
1 _____	_____
2 _____	_____
3 _____	_____
4 _____	_____
5 _____	_____
6 _____	_____
7 _____	_____

### 1986 Results

1 - Pacific Telesis	2:35.3	6 - Ford	2:45.9
2 - Hewlett-Packard A	2:36.3	7 - Varian	2:46.5
3 - Bank Of America	2:43.1	8 - IBM	2:46.9
4 - SRI	2:43.7	9 - Hewlett-Packard B	2:49.1
5 - Lockheed A	2:44.8	10 - Chevron	2:51.4

# 22 Division II Masters Relay Plus Finals



=====  
 BACAA record : <sup>6:56.7</sup> ~~PRIMETRIX ('87)~~ ~~\*\*\*2:31.2 ('84)~~      National Record : ~~Delta 2:25.5 ('86)~~  
 =====

Five runners, all 40 or over, minimum of 1 female AND an additional runner 50 or older, running legs of: 880, 440, 880, 220, 220, in that order.

## Heat 1

Team	Time
1 _____	_____
2 _____	_____
3 _____	_____
4 _____	_____
5 _____	_____
6 _____	_____
7 _____	_____

## Heat 2

Team	Time
1 _____	_____
2 _____	_____
3 _____	_____
4 _____	_____
5 _____	_____
6 _____	_____
7 _____	_____

## 1986 Results

1 - City Of San Jose      2:46.3  
 2 - Versatec              2:48.0  
 3 - Esprit                 2:50.9  
 4 - ESL                    2:51.9  
 5 - EPRI                    3:02.4

6 - ALZA                    3:09.1  
 7 - Prometrix              3:17.5



# 23 Division I Sprint Relay Finals



=====

BACAA record : <sup>HP</sup> ~~IBM~~ <sup>3:25.7</sup> ~~3:26.5~~ (<sup>757</sup>'82)      National Record : IBM 3:16.1 ('85)

=====

Six runners (minimum 2 females AND one additional master) running:  
220, 220, 440, 440, 220, 220, in that order.

## Heat 1

Team	Time
1 _____	_____
2 _____	_____
3 _____	_____
4 _____	_____
5 _____	_____
6 _____	_____
7 _____	_____

## Heat 2

Team	Time
1 _____	_____
2 _____	_____
3 _____	_____
4 _____	_____
5 _____	_____
6 _____	_____
7 _____	_____

## Heat 3

Team	Time
1 _____	_____
2 _____	_____
3 _____	_____
4 _____	_____
5 _____	_____
6 _____	_____
7 _____	_____

## Heat 4

Team	Time
1 _____	_____
2 _____	_____
3 _____	_____
4 _____	_____
5 _____	_____
6 _____	_____
7 _____	_____

### 1986 Results

1 - Hewlett-Packard 3:27.7  
 2 - General Electric 3:29.5  
 3 - SRI 3:3:30.2  
 4 - IBM 3:35.0  
 5 - Hewlett-Packard B 3:37.4

6 - Lockheed 3:40.4  
 7 - Pacific Telesis 3:42.0  
 8 - Ford 3:44.1  
 9 - Hewlett-Packard C 3:49.1  
 10 - Lockheed B 3:50.8

# 24 Division II Sprint Relay Finals



=====

BACAA record : Esprit 3:31.6 ('84) National Record : Greentree 3:20.0 ('84)

=====

Six runners (minimum 2 females AND one additional master) running:  
220, 220, 440, 440, 220, 220, in that order.

## Heat 1

Team	Time
1 _____	_____
2 _____	_____
3 _____	_____
4 _____	_____
5 _____	_____
6 _____	_____
7 _____	_____

## Heat 2

Team	Time
1 _____	_____
2 _____	_____
3 _____	_____
4 _____	_____
5 _____	_____
6 _____	_____
7 _____	_____

### 1986 Results

1 - Esprit 3:42.7  
 2 - EPRI 3:46.2  
 3 - City Of San Jose 3:52.9  
 4 - Versatec 3:53.4  
 5 - ESL 3:54.7

6 - ALZA 4:42.9

## Team Jump & Team Shot Put

### F O R M U L A

- Women                    8 lb. 13 oz. (4 kilo)
- Men
- 18-49            16 lb.
- 50-59            12 lb.
- 60+                8 lb.

To score the field events you take the distance or height and convert to inches (# ft. \* 12 + inches = # inches). The formula used to obtain the number of points awarded for a specific distance or height is (# inches / Amer Age group record \* 1000 points = # of points). The American Age group records are as follows:

	Open	30-34	35-39	40-44	45-49	50-54	55-59	60-64	65+
<b>SHOT PUT</b>									
Mens:	72'3"	66'6.5"	60'8"	54'11"	49'3.5"	54'6"	51'8"	55'4"	48'4"
Womens:	62'8"	59'3"	55'10"	52'5"	49'0"	45'7"	45'2"	38'9"	35'4"
<b>HIGH JUMP</b>									
Mens:	7'8"	7'4"	6'11"	6'6"	6'2"	5'9"	5'5"	5'0"	4'8"
Womens:	6'7"	6'3"	5'10"	5'6"	5'2"	4'9"	4'5"	4'0"	3'8"
<b>LONG JUMP</b>									
Mens:	29'2"	27'6"	25'11"	24'3"	22'8"	21'0"	19'5"	17'9"	16'2"
Womens:	23'0"	21'5"	19'10"	18'3"	16'9"	15'2"	13'7"	12'0"	10'5"

*Although some of these American records may be outdated, these are the official BACAA 1,000 point equivalents.*

**NATIONALS may update the records prior to the meet**

### Team Acronyms

GE = General Electric

Int'l Food = International Foods



HP = Hewlett-Packard

RW = Runners World

B Of A = Bank Of America

The Bay Area Corporate Athletic Association  
Presents the Third Annual  
**Bay Area Corporate Relays**

**SATURDAY—JUNE 20, 1987—8AM-5PM**  
**STANFORD STADIUM—PALO ALTO**



Conducted by:

Sponsored by:

**digital**<sup>T.M.</sup>

DIGITAL EQUIPMENT CORPORATION

**EVENTS INCLUDE:**

- Men's & Women's 5K Road Race
- Short & Medium Distance Relays
- Team Jump & Shot Put
- Medals for Individuals—Trophies for Teams

**Meet Director: Brooks Johnson**

Stanford University Head Track Coach

---

**ALL CORPORATIONS MAY PARTICIPATE**

---

For entry information write:  
BACAA, P.O. Box 898, Menlo Park, CA 94025  
Or call:

San Jose Area:

Hank Lawson  
(408) 982-2939

Kevin Holtzclaw  
(408) 925-2506

Palo Alto Area:

Kaye Donnelly  
(415) 859-2687

San Francisco Area:

Steve Underwood  
(415) 951-6141

Al Schmidt  
(415) 545-7255

Contra Costa Area:

Richard Speidel  
(415) 823-6762

# BACAA CORPORATE RELAYS

06/20/87

1 790

5 K - OP - 99 - 3 - T - 3  
 - - - - -

5 K  
 5 K  
 5 K  
 5 K  
 5 K  
 5 K  
 5 K  
 5 K  
 5 K

M		9	
1 - 24	A		1
2 - 29	B		1
3 - 34	C		1
4 - 39	D		1
5 - 44	E		1
6 - 49	F		1
7 - 54	G		1
8 - 99	H		1
9 - 00	I		1

F		9	
1 - 24	J		1
2 - 29	K		1
3 - 34	L		1
4 - 39	M		1
5 - 44	N		1
6 - 49	O		1
7 - 54	P		1
8 - 99	Q		1
9 - 00	R		1

NUMBER OF TEAMS IS 30 - MAXIMUM IS 30

- 01 - PACIFIC TELESIS (I)
- 02 - LOCKHEED A (I)
- 03 - BANK OF AMERICA (I)
- 04 - GENERAL ELECTRIC (I)
- 05 - IBM (I)
- 06 - HEWLETT-PACKARD A (I)
- 07 - AT & T (I)
- 08 - SRI (I)
- 09 - CHEVRON (I)
- 10 - HEWLETT-PACKARD B (I)
- 11 - FORD AERO (I)
- 12 - NATIONAL SEMI (I)
- 13 - CITY OF SJ (II)

- 14 - LOCKHEED B (I)
- 15 - LOCKHEED C (I)
- 16 - SRI B (I)
- 17 - VARIAN (I)
- 18 - SYNTEX (I)
- 19 - AT & T B (I)
- 20 - HEWLETT-PACKARD C (I)
- 21 - EPRIMETRIX A (II)
- 22 - UTC-CSD (II)
- 23 - EPRIMETRIX B (II)
- 24 - ALZA (II)
- 25 - ESL (II)
- 26 - BANK AMERICA B (I)
- 27 - DIGITAL (I)
- 28 - PA MEDICAL CNTR (II)
- 29 - CLARENCE WHITE (II)
- 30 - IBM B (I)

File name: Stanford Time

15 letters  
4 rows

Now WHICH TASK?

- CR - Credit (Create) <sup>(file)</sup> STANTR <sup>(Stanford Time)</sup>
- DI - Display (to scoreboard)
- VB - Verify (to screen)

= RFC key RFC FIELD#?

next line (to display next line)

- Function shift 3-End File

*# of events*  
*# teams for post*  
*Team races*  
*Relays*  
*More could*  
*# of lanes*  
*Max # per lane*  
*# of lines 5 ft*  
*# needed*  
*# for Tie Breaker*  
*# of decent scores*  
*# of different age groups*  
*AGE - 2:20 8:20 (Default)*  
**EVT 87**

1	WOMENS 5K	OP	(I)	"04	
2	WOMENS 5K	MA	(I)	"05	
3	WOMENS 5K	OP	(II)	"23	
5	MENS 5K	OP	(I)	"01	
6	MENS 5K	MA	(I)	"02	
7	MENS 5K	OP	(II)	"20	
8	WOMENS 800 M		(I)	"09SUN	- 12:30 & 12:35 PM
9	MENS MILE		(I)	"13SUN	- 2:35 & 2:45 PM
10	MENS MILE		(II)	"26SUN	- 11:30 AM
11	MASTERS RELAY		(II)	"32SUN	- 4:05 PM
12	WOMENS RELAY		(II)	"31SUN	- 3:35 PM
13	PYRAMID RELAY		(II)	"33SUN	- 5:10 PM
14	3 LAP SPRINT		(II)	"27SUN	- 12:20 PM
15	SPRINT RELAY		(II)	"30SUN	- 3:15 PM
16	PRES. RELAY		(II)	"28SUN	- 12:50 PM
17	SENIORS RELAY		(II)	"29SUN	- 2:25 PM
18	WOMENS RELAY		(I)	"14SUN	- 2:55 & 3:05 PM
19	PYRAMID RELAY		(I)	"17SUN	- 4:20 & 4:35 PM
20	DISTANCE RELAY		(I)	"07SUN	- 10:30 AM
21	PRES. RELAY		(I)	"16SUN	- 3:45 PM
22	MASTERS RELAY		(I)	"18SUN	- 4:50 & 5:00 PM
23	3 LAP SPRINT		(I)	"10SUN	- 12:40 & 12:45 PM
24	SENIORS RELAY		(I)	"12SUN	- 2:25 PM
25	EXEC. RELAY		(I)	"11SUN	- 1:10 PM
26	SPRINT RELAY		(I)	"19SUN	- 5:25 & 5:35 PM
27	SUB-MAST SPRINT		(I)	"15SUN	- 3:25 & 3:30 PM
28	SUB-MAST DIST		(I)	"08SUN	- 11:40 & 12:00 PM
29	MENS 5K	SE	(I)	"03	
30	WOMENS 5K	MA	(II)	"24	
31	MENS 5K	MA	(II)	"21	
32	MENS 5K	SE	(II)	"22	
33	WOMENS 5K	SE	(I)	"06	
34	WOMENS 5K	SE	(II)	"25	
35	TEAM JUMP		(I)	"34SUN	- 10:30 & 12:00 PM
36	TEAM SHOT PUT		(I)	"35SUN	- 2:25 PM

37 50 40 35 32 30 28 26 24 23 22 21 20 19 18 17 } *scoring is different for '87*

38	16 15 14 13 12 11 10 09 08 07 06 05 04 03 02
39M	1 SP 720300660650600800541100490350540600510800550400480400 <sup>60</sup>
40F	2 SP 620800590300551000520500490000450700420200380900350400
41M	1 HJ 0708000704000611000606000602000509000505000050000040800
42F	2 HJ 0607000603000510000506000502000409000405000400000030800
43M	1 LJ 290200270600251100240300220800210000190500170900160200
44F	2 LJ 230000210500191000180300160900150200130700120000100500
45	1 SP 297203003466065039660800445411004949035054540600595108006455040099480400 <sup>65 70 75</sup>

- 1 SP (1)
- 2 SP (1)
- 1 HJ (2)
- 2 HJ (2)
- 1 LJ (3)
- 2 LJ (3)

NUM-TEAMS = 50  
 TOP-NUM = 1226  
 FINISH = 100

# ROAD RACE

## NUMBERS

	1.	PAC TEL		30	1- <del>30</del> THRU 30
	2.	LOCKHEED (A/B/C)		50	31 THRU 80
	3.	B OF A		20	81 THRU 100
	4.	GE		20	101 THRU 120
	5.	IBM		50	121 THRU 170
	6.	H-P (A/B/C)		50	171 THRU 220
	7.	AT&T		50	221 THRU 270
	8.	SRI (A)		20	271 THRU 290
	9.	CHEVRON	(*)	25	291 THRU 315
:	10.	H-P (B)		-	
:	11.	FORD AEROSPACE		25	316 THRU 340
<	12.	NS SEMICONDUCTOR		15	341 THRU 355
=	13.	CITY OF SAN JOSE II		25	356 THRU 380
>	14.	LOCKHEED (B)		-	
?	15.	LOCKHEED (C)		-	
@	16.	SRI (B)		-	
A	17.	VARIAN		20	381 THRU 400
B	18.	SYNTEX		15	401 THRU 415
C	19.	FMC	(*)	25	416 THRU 440
D	20.	H-P (C)		-	
E	21.	EPRIMETRIX (A) II		40	441 THRU 480
F	22.	UTC-CSD II		30	481 THRU 510
G	23.	EPRIMETRIX (B) II		-	
H	24.	ALZA II		10	511 THRU 520
I	25.	ESL II		20	521 THRU 540
J	26.	PRESIDIO II (*)		10	541 THRU 550
K	27.	DIGITAL		20	551 THRU 570
M	29	CLARENCE WHITE II (*)			
L	28	PA Medical Cntr II			
	30.				
	31.				
	32.				
	33.				
	34.				
	35.				