

BACAA Regional Track & Field Championships

RESULTS



June 13, 1992

Foothill College
Los Altos, California



BACAA REGIONALS
06/13/92

HOSTED BY: B A C A A

WOMEN'S RELAY (I)

FINALS (#21)

PL	TIME	TEAM NAME	PTS
01	04:47.4	(09) SYNTEX	50
02	04:49.1	(04) BANK AMERICA	45
03	04:53.8	(03) HP	41
04	04:56.3	(06) IBM	38
05	05:05.1	(01) PAC*TEL	36
06	05:30.8	(07) AT&T	35
07	05:32.3	(05) CHEVRON	34

SUB-MAST SPRINT(I)

FINALS (#23)

PL	TIME	TEAM NAME	PTS
01	03:45.4	(08) SUN MICRO	38 DQ
02	04:03.2	(01) PAC*TEL	45 50
03	04:03.9	(09) SYNTEX	41 45
04	04:14.7	(06) IBM	38 41
05	04:15.7	(07) AT&T	36 38
06	04:17.7	(04) BANK AMERICA	35 36
07	04:18.7	(05) CHEVRON	34 35
08	04:21.5	(02) LOCKHEED	33 34
09	04:27.0	(10) LOCKHEED #B	32 33

PRES RELAY (I)

FINALS (#25)

PL	TIME	TEAM NAME	PTS
01	06:35.9	(04) BANK AMERICA	50
02	07:09.8	(01) PAC*TEL	45



BACAA REGIONALS
06/13/92

HOSTED BY: B A C A A

STANDINGS THRU ' 19 EVENTS

DIV I

PL	TEAM NAME	POINTS	TIE BREAKER	RAW POINTS
01	(01) PAC*TEL	675	15 [00 00 00 35]	(710/16)
02	(04) BANK AMERICA	614	15 [00 33 34 34]	(715/18)
03	(09) SYNTEX	610	15 [00 00 00 34]	(644/16)
04	(06) IBM	590	15 [00 00 00 34]	(624/16)
05	(03) HP	516	13 [00 00 00 00]	(516/13)
06	(08) SUN MICRO	496	12 [00 00 00 00]	(496/12)
07	(02) LOCKHEED	489	12 [00 00 00 00]	(489/12)
08	(07) AT&T	485	13 [00 00 00 00]	(485/13)
09	(05) CHEVRON	344	10 [00 00 00 00]	(344/10)
10	(10) LOCKHEED #B	064	02 [00 00 00 00]	(064/02)

BACAA REGIONALS
06/13/92

HOSTED BY: B A C A A

TEAM STATISTICS (ALL EVENTS INCL)


DIV I

(#)	TEAM NAME	1ST PL	TOP 3	TOP 5	TOP 7
(01)	PAC*TEL	06	13	15	16
(02)	LOCKHEED	04	06	08	09
(03)	HP	01	07	11	13
(04)	BANK AMERICA	01	08	11	17
(05)	CHEVRON	00	01	02	04
(06)	IBM	02	03	12	16
(07)	AT&T	00	04	08	11
(08)	SUN MICRO	03	06	09	12
(09)	SYNTEX	02	08	13	16
(10)	LOCKHEED #B	00	00	00	00



EVENT STATISTICS BY TEAM

F5K	M5K	WT	Jmp	DM	SMD	3Lp	Exc	Sen	WR	SMS	Prs	4x2	Pyr	M+	Dec	SR	Mle	800		
50	50	50	45	41	41	36	41	50	36	45	45	50	00	50	00	35	45	00	(01) PAC*TEL = 710	
00	00	33	50	50	50	33	00	00	00	33	00	41	34	38	41	36	50	00	(02) LOCKHEED = 489	
41	35	41	36	38	36	00	50	00	41	00	00	36	45	35	00	00	41	41	(03) HP = 516	
45	45	45	33	00	34	34	38	45	45	35	50	35	35	41	45	34	38	38	(04) BANK AMERICA = 715	
00	00	32	32	00	32	45	00	00	34	34	00	33	33	00	36	33	00	00	(05) CHEVRON = 344	
38	38	36	38	35	35	38	00	00	38	38	00	34	38	45	50	38	35	50	(06) IBM = 624	
36	41	38	41	00	33	35	45	00	35	36	00	00	36	00	00	41	33	35	(07) AT&T = 485	
00	00	34	35	36	38	50	00	00	00	50	00	45	41	00	38	50	34	45	(08) SUN MICRO = 496	
00	36	35	34	45	45	41	00	41	50	41	00	38	50	36	35	45	36	36	(09) SYNTEX = 644	
00	00	00	00	00	00	32	00	00	00	32	00	00	00	00	00	00	00	00	(10) LOCKHEED #B = 64	
50	45	41	38	36	35	34	33	32	31	30	29	21	20	19	18	17	16	15	14	13 = PLACE POINT TOTALS



06/29/82

Race Results

Mens 5k
Div I

PL	Name	Time	Sex / PL	Div / PL	Race#	Pace	%/pts
Pac (1-a) : 1st							
2	Lanzarin. Eddie	0:16:36	M 2	40-44 1	544	5:21	986
4	Chavez. Steve	0:16:41	M 4	35-39 1	539	5:23	959
7	Parker. Todd	0:17:22	M 5	24-29 2	540	5:36	864
15	Stevens. Mark	0:18:21	M 12	30-34 4	541	5:55	791
19	Goldman. Len	0:18:30	M 15	45-49 3	543	5:58	882
30	Patrick. Mike	0:19:21	M 25	40-44 4	616	6:15	846
44	Pursley. Dave	0:20:31	M 36	40-44 6	617	6:37	798
54	Major. Jack	0:21:05	M 44	50-54 2	545	6:48	831
58	O'Brien. Bill	0:22:01	M 46	55-59 1	548	7:06	805
59	Speidel. Richard	0:22:04	M 47	45-49 6	542	7:07	739
76	Walsh. Tom	0:23:52	M 61	60-99 2	547	7:42	859
78	Schmidt. Al	0:24:48	M 63	55-59 3	546	8:00	714

Pac (1-a) : Total PTs for 5 scorers (1 1 1 2 2) is = 7 (4550 %/pts)

Lanzarin. Eddie
Chavez. Steve
Goldman. Len
Parker. Todd
Walsh. Tom

PL	Name	Time	Sex / PL	Div / PL	Race#	Pace	%/pts
BoA (4-d) : 2nd							
3	Tracy. Jim	0:16:37	M 3	40-44 2	277	5:22	985
14	Glaubitz. Kurt	0:18:16	M 11	24-29 4	147	5:54	821
20	Hardy. Lance	0:18:35	M 16	30-34 5	148	6:00	781
21	Escobar. Joe	0:18:45	M 17	24-29 5	144	6:03	800
22	Morlan. Ron	0:18:53	M 18	35-39 3	257	6:05	847
32	Kessler. Mike	0:19:45	M 27	35-39 5	156	6:22	810
45	Rowland. Jim	0:20:43	M 37	35-39 10	265	6:41	772
46	Montoya. Joe	0:20:46	M 38	40-44 7	250	6:42	788
51	Schneit. Andy	0:21:00	M 41	45-49 5	266	6:46	777
63	Corio. Tom	0:22:15	M 50	35-39 12	075	7:11	719
73	Martin. Fred	0:23:19	M 58	60-99 1	245	7:31	879
74	Lewis. John	0:23:36	M 59	35-39 16	244	7:37	678

BoA (4-d) : Total PTs for 5 scorers (1 2 3 4 5) is = 15 (4342 %/pts)

Tracy. Jim
Martin. Fred
Morlan. Ron
Glaubitz. Kurt
Kessler. Mike

PL	Name	Time	Sex / PL	Div / PL	Race#	Pace	%/pts
ATT (7-g) : 3rd							

PL	Name	Time	Sex / PL	Div / PL	Race#	Pace	%/pts
HP (3-c) : 6th							
10	Wohlgemuth. Curt	0:17:57	M 7	30-34 2	315	5:47	809
24	Williams. Craig	0:19:01	M 20	30-34 6	411	6:08	763
31	Steinmetz. Joe	0:19:42	M 26	24-29 6	317	6:21	761
36	Lock. Ed	0:19:58	M 31	35-39 7	396	6:26	801
42	Whetten. Tim	0:20:18	M 34	35-39 8	615	6:33	788
62	Baugh. Dick	0:22:13	M 49	55-59 2	316	7:10	797

HP (3-c) : Total PTs for 5 scorers (2 2 6 6 7) is = 23 (3958 %/pts)
 Wohlgemuth. Curt
 Lock. Ed
 Baugh. Dick
 Whetten. Tim
 Williams. Craig

Ave TIME is 0:20:37.1

Age Division	# of Parts	Course Record
01-24 (A)	- 1	0:15:05
24-29 (B)	- 7	0:15:00
30-34 (C)	- 11	0:14:31
35-39 (D)	- 17	0:16:00
4 14 (E)	- 11	0:16:22
45-49 (F)	- 9	0:16:19
50-54 (G)	- 6	0:17:31
55-59 (H)	- 3	0:17:43
60-99 (I)	- 2	0:20:30

= Broke AGE GROUP course record

* - 0

 67



Race Results

Mens 5k

PL	Name	Time	Sex / PL	Div / PL	Race#	Pace
1	Wilkinson. M*Sun	0:16:28	M 1	24-29 1	296	5:19
2	Lanzarin. Ed*Pac	0:16:36	M 2	40-44 1	544	5:21
3	Tracy. Jim *BoA	0:16:37	M 3	40-44 2	277	5:22
4	Chavez. Stev*Pac	0:16:41	M 4	35-39 1	539	5:23
5	Hinzmann. Br*SRI	0:16:46	M 5	30-34 1	713	5:25
6	Zerzan. Terr*GE	0:17:07	M 6	30-34 2	734	5:31
7	Parker. Todd*Pac	0:17:22	M 7	24-29 2	540	5:36
8	Neupauer. To*ATT	0:17:33	M 8	30-34 3	565	5:40
9	Austin. Dave*SRI	0:17:39	M 9	30-34 4	714	5:42
10	Wohlgemuth. *HP	0:17:57	M 10	30-34 5	315	5:47
11	Reitz. Jim *ATT	0:18:01	M 11	45-49 1	589	5:49
12	Cochran. Mar*Syn	0:18:06	M 12	30-34 6	448	5:50
13	Mercado. Mar*IBM	0:18:15	M 13	24-29 3	484	5:53
14	Glaubitz. Ku*BoA	0:18:16	M 14	24-29 4	147	5:54
15	Stevens. Mar*Pac	0:18:21	M 15	30-34 7	541	5:55
16	Chimenti. Ric*IBM	0:18:23	M 16	45-49 2	479	5:56
17	Murphy. Mal *Syn	0:18:28	M 17	35-39 2	457	5:57
18	Pirogovicz. *SRI	0:18:28	M 18	40-44 3	715	5:57
19	Goldman. Len*Pac	0:18:30	M 19	45-49 3	543	5:58
20	Hardy. Lance*BoA	0:18:35	M 20	30-34 8	148	6:00
21	Escobar. Joe*BoA	0:18:45	M 21	24-29 5	144	6:03
22	Morlan. Ron *BoA	0:18:53	M 22	35-39 3	257	6:05
23	Simmons. Ran*IBM	0:18:56	M 23	35-39 4	067	6:06
24	Williams. Cr*HP	0:19:01	M 24	30-34 9	411	6:08
25	Snyder. John*GE	0:19:03	M 25	40-44 4	704	6:09
26	Vickery. Bri*Syn	0:19:03	M 26	50-54 1	445	6:09
27	Anderson. Do*Loc	0:19:06	M 27	40-44 5	600	6:10
28	Worlock. And*Syn	0:19:17	M 28	30-34 10	455	6:13
29	Hoffman. Joh*ATT	0:19:19	M 29	45-49 4	587	6:14
30	Patrick. Mik*Pac	0:19:21	M 30	40-44 6	616	6:15
31	Steinmetz. J*HP	0:19:42	M 31	24-29 6	317	6:21
32	Kessler. Mik*BoA	0:19:45	M 32	35-39 5	156	6:22
33	Frost. Ian *Syn	0:19:46	M 33	35-39 6	452	6:23
34	Plymale. Way*ATT	0:19:46	M 34	40-44 7	571	6:23
35	Şaul. Chris *IBM	0:19:57	M 35	30-34 11	619	6:26
36	Lock. Ed *HP	0:19:58	M 36	35-39 7	396	6:26
37	Kinsel. Robe*ATT	0:20:04	M 37	30-34 12	567	6:28
38	Medearis. Te*IBM	0:20:14	M 38	24-29 7	483	6:32
# 39	Webster. Jay*SRI	0:20:15	M 39	60-99 1	718	6:32
40	Post. Jason *GE	0:20:17	M 40	40-44 8	703	6:33
41	Kline. Ron *ALZ	0:20:18	M 41	01-24 1	723	6:33
MEAN TIME						
42	Whetten. Tim*HP	0:20:18	M 42	35-39 8	615	6:33
43	England. Lar*IBM	0:20:29	M 43	35-39 9	480	6:36
44	Pursley. Dav*Pac	0:20:31	M 44	40-44 9	617	6:37
45	Rowland. Jim*BoA	0:20:43	M 45	35-39 10	265	6:41
46	Montoya. Joe*BoA	0:20:46	M 46	40-44 10	250	6:42
47	Grim. Brit *GE	0:20:46	M 47	40-44 11	705	6:42
48	Beggs. Keith*ATT	0:20:48	M 48	01-24 2	564	6:43
49	Ross. Tom *IBM	0:20:49	M 49	30-34 13	536	6:43

50	Taghavi. K *GE	0:20:50	M	50	30-34	14	702	6:43
51	Schneit. And*BoA	0:21:00	M	51	45-49	5	266	6:46
52	Hildner. Mar*ATT	0:21:01	M	52	35-39	11	568	6:47
53	Siebenmorgan*ATT	0:21:03	M	53	40-44	12	569	6:47
54	Major. Jack *Pac	0:21:05	M	54	50-54	2	545	6:48
55	Harrison. Ju*ALZ	0:21:05	M	55	30-34	15	729	6:48
56	Pardue. Rich*IBM	0:21:10	M	56	50-54	3	534	6:50
57	Romesberg. E*GE	0:21:59	M	57	50-54	4	708	7:05
58	O'Brien. Bil*Pac	0:22:01	M	58	55-59	1	548	7:06
59	Speidel. Ric*Pac	0:22:04	M	59	45-49	6	542	7:07
60	Bugno. Walt *Chv	0:22:06	M	60	50-54	5	560	7:08
61	Detre. Georg*SRI	0:22:06	M	61	50-54	6	717	7:08
62	Baugh. Dick *HP	0:22:13	M	62	55-59	2	316	7:10
63	Corio. Tom *BoA	0:22:15	M	63	35-39	12	075	7:11
64	Ryza. Pete *ATT	0:22:18	M	64	40-44	13	575	7:12
65	Muirhead. Br*Chv	0:22:22	M	65	45-49	7	558	7:13
66	McCoy. Dave *ATT	0:22:26	M	66	45-49	8	588	7:14
67	Bowen. Jerry*Chv	0:22:28	M	67	35-39	13	559	7:15
68	About. Georg*IBM	0:22:36	M	68	50-54	7	475	7:17
69	Wright. Jerr*ALZ	0:22:39	M	69	40-44	14	727	7:18
70	Nonnenmacher*IBM	0:22:49	M	70	35-39	14	533	7:22
71	Burkoth. Ter*ALZ	0:23:07	M	71	50-54	8	726	7:27
72	Soriano. Tho*IBM	0:23:16	M	72	35-39	15	478	7:30
73	Martin. Fred*BoA	0:23:19	M	73	60-99	2	245	7:31
74	Lewis. John *BoA	0:23:36	M	74	35-39	16	244	7:37
75	Eckard. Mike*IBM	0:23:37	M	75	30-34	16	537	7:37
76	Walsh. Tom *Pac	0:23:52	M	76	60-99	3	547	7:42
77	Gonzales. Ra*IBM	0:24:08	M	77	35-39	17	620	7:47
78	Schmidt. Al *Pac	0:24:48	M	78	55-59	3	546	8:00
79	Landcaster. *Sun	0:26:11	M	79	50-54	9	313	8:27
80	Aragues. Dan*ATT	0:26:27	M	80	45-49	9	586	8:32
81	Marquez. Ado*ATT	0:28:26	M	81	40-44	15	572	9:10
82	Lowry. Greg *Syn	0:30:09	M	82	40-44	16	463	9:44

Ave TIME is 0:20:37.1

Age Division	# of Parts	Course Record
--------------	------------	---------------

= Broke AGE GROUP course record

01-24(A)	- 2	0:15:05
24-29(B)	- 7	0:15:00
30-34(C)	- 16	0:14:31
35-39(D)	- 17	0:16:00
40-44(E)	- 16	0:16:22
45-49(F)	- 9	0:16:19
50-54(G)	- 9	0:17:31
55-59(H)	- 3	0:17:43
60-99(I)	- 3	0:20:30

* - 0



Race Results

Womens 5k
Div I

PL	Name	Time	Sex / PL	Div / PL	Race#	Pace	%/pts
Pac (1-a) : 1st							
3	Fetherston.Honor	0:19:22	F 3	35-39 1	551	6:15	919
8	Laudenslager.She	0:20:40	F 8	30-34 2	553	6:40	881
21	Novack. Holly	0:23:13	F 17	30-34 3	556	7:29	784
26	Lance. Maureen	0:23:40	F 21	35-39 6	554	7:38	752
27	Murray. Doerte	0:24:18	F 22	50-54 1	552	7:50	846
30	Condon. Susan	0:24:46	F 24	45-49 1	555	7:59	836
36	Abog. Rebecca	0:27:08	F 29	35-39 8	621	8:45	656

Pac (1-a) : Total PTs for 4 scorers (1 1 1 2) is = 5 (3482 %/pts)
 Fetherston.Honor
 Laudenslager.She
 Murray. Doerte
 Condon. Susan

PL	Name	Time	Sex / PL	Div / PL	Race#	Pace	%/pts
I (4-d) : 2nd							
2	Taylor. Marilyn	0:19:15	F 2	40-44 1	242	6:13	925
10	Vega. Ruth	0:21:03	F 10	25-29 3	107	6:47	845
11	Luca. Maureen	0:21:09	F 11	40-44 2	188	6:49	842
14	McClure. Julie	0:22:10	F 14	25-29 6	189	7:09	802
19	Mead. Ann	0:23:10	F 16	35-39 5	192	7:28	768
25	Bryson. Karen	0:23:39	F 20	30-34 5	159	7:38	770
32	Smith. Jan	0:25:05	F 26	45-49 2	237	8:05	825
38	Griep. Celia	0:28:22	F 31	25-29 8	180	9:09	627
40	Carmona. Averil	0:29:33	F 33	50-54 2	162	9:32	696
42	Garza. Mandy	0:30:28	F 35	01-24 5	175	9:50	624

BoA (4-d) : Total PTs for 4 scorers (1 2 2 2) is = 7 (3437 %/pts)
 Taylor. Marilyn
 Vega. Ruth
 Luca. Maureen
 Smith. Jan

PL	Name	Time	Sex / PL	Div / PL	Race#	Pace	%/pts
HP (3-c) : 3rd							
4	Carbonaro.Cather	0:19:40	F 4	25-29 2	413	6:21	904
5	Spach. Susan	0:20:22	F 5	35-39 2	412	6:34	874
13	Emo. Kelly	0:21:41	F 13	25-29 5	443	7:00	820
22	Brennan. Judy	0:23:17	F 18	30-34 4	415	7:31	782
31	Tutush. Donna	0:25:01	F 25	01-24 3	420	8:04	759
37	Siaz. Liz	0:28:00	F 30	30-34 6	414	9:02	650
43	Beyers. Janet	0:30:51	F 36	45-49 3	441	9:57	671

HP (3-c) : Total PTs for 4 scorers (2 2 3 3) is = 10 (3380 %/pts)

Carbonaro.Cather
 Spach. Susan
 Emo. Kelly
 Brennan. Judy

PL	Name	Time	Sex / PL	Div / PL	Race#	Pace	%/pts
IBM (6-f) : 4th							
1	McCarroll. Sheri	0:19:12	F 1	25-29 1	490	6:12	926
15	Brown. Shaun	0:22:21	F 15	01-24 1	487	7:13	850
23	Ronning. Lori	0:23:24	F 19	01-24 2	493	7:33	812
MEAN TIME							
35	Toum. Sisine	0:26:56	F 28	01-24 4	494	8:41	705
39	Grijalva.Patrici	0:29:13	F 32	25-29 9	532	9:25	609
41	Tseng. Joyce	0:30:14	F 34	55-59 1	531	9:45	777

IBM (6-f) : Total PTs for 4 scorers (1 1 1 2) is = 5 (3365 %/pts)
 McCarroll. Sheri
 Brown. Shaun
 Ronning. Lori
 Tseng. Joyce

PL	Name	Time	Sex / PL	Div / PL	Race#	Pace	%/pts
ATT (7-g) : 5th							
29	Kinsel. Kristin	0:24:41	F 23	25-29 7	579	7:58	720
34	Porep. Barbara	0:26:27	F 27	35-39 7	582	8:32	673
# 45	Cavaggion. Dora	0:31:46	F 37	WhtDv 1	576	10:15	1035
47	Madrigal. Dyan	0:40:27	F 38	40-44 3	584	13:03	440


ATT (7-g) : Total PTs for 4 scorers (1 3 7 7) is = 18 (2868 %/pts)
 Cavaggion. Dora
 Kinsel. Kristin
 Porep. Barbara
 Madrigal. Dyan

Ave TIME is 0:24:54.5

Age # of Course
 Division Parts Record

= Broke AGE GROUP course record

01-24(J)	- 5	0:19:00
25-29(K)	- 9	0:17:47
30-34(L)	- 6	0:18:12
35-39(M)	- 8	0:17:48
40-44(N)	- 3	0:17:48
45-49(O)	- 3	0:20:42
50-54(P)	- 2	0:20:34
55-59(Q)	- 1	0:23:29
WhtDv(R)	- 1	0:32:52



Race Results

Womens 5k

PL	Name	Time	Sex / PL	Div / PL	Race#	Pace
1	McCarroll. S*IBM	0:19:12	F 1	25-29 1	490	6:12
2	Taylor. Mari*BoA	0:19:15	F 2	40-44 1	242	6:13
3	Fetherston.H*Pac	0:19:22	F 3	35-39 1	551	6:15
4	Carbonaro.Ca*HP	0:19:40	F 4	25-29 2	413	6:21
5	Spach. Susan*HP	0:20:22	F 5	35-39 2	412	6:34
6	McGovern. De*Chv	0:20:27	F 6	30-34 1	563	6:36
7	Wolfe. Loret*Syn	0:20:36	F 7	35-39 3	471	6:39
8	Laudenslager*Pac	0:20:40	F 8	30-34 2	553	6:40
9	Henson. Marg*Syn	0:20:55	F 9	35-39 4	468	6:45
10	Vega. Ruth *BoA	0:21:03	F 10	25-29 3	107	6:47
11	Luca. Mauree*BoA	0:21:09	F 11	40-44 2	188	6:49
12	Thomas. Jane*Syn	0:21:26	F 12	25-29 4	470	6:55
13	Emo. Kelly *HP	0:21:41	F 13	25-29 5	443	7:00
14	McClure. Jul*BoA	0:22:10	F 14	25-29 6	189	7:09
15	Brown. Shaun*IBM	0:22:21	F 15	01-24 1	487	7:13
16	Huber. Linda*SRI	0:22:29	F 16	40-44 3	720	7:15
17	Rizzo. Maria*GE	0:22:32	F 17	40-44 4	712	7:16
# 18	Longyear. Sa*SRI	0:22:56	F 18	WhtDv 1	722	7:24
19	Mead. Ann *BoA	0:23:10	F 19	35-39 5	192	7:28
20	Kirkpatrick.*SRI	0:23:11	F 20	30-34 3	735	7:29
21	Novack. Holl*Pac	0:23:13	F 21	30-34 4	556	7:29
22	Brennan. Jud*HP	0:23:17	F 22	30-34 5	415	7:31
23	Ronning. Lor*IBM	0:23:24	F 23	01-24 2	493	7:33
MEAN TIME						
24	Clark. Cathy*SRI	0:23:30	F 24	30-34 6	719	7:35
25	Bryson. Kare*BoA	0:23:39	F 25	30-34 7	159	7:38
26	Lance. Maure*Pac	0:23:40	F 26	35-39 6	554	7:38
27	Murray. Doer*Pac	0:24:18	F 27	50-54 1	552	7:50
28	Fong-Baker.L*GE	0:24:36	F 28	40-44 5	711	7:56
29	Kinsel. Kris*ATT	0:24:41	F 29	25-29 7	579	7:58
30	Condon. Susa*Pac	0:24:46	F 30	45-49 1	555	7:59
31	Tutush. Donn*HP	0:25:01	F 31	01-24 3	420	8:04
32	Smith. Jan *BoA	0:25:05	F 32	45-49 2	237	8:05
33	Jardine. Ash*ALZ	0:26:17	F 33	01-24 4	731	8:29
34	Porep. Barba*ATT	0:26:27	F 34	35-39 7	582	8:32
35	Toum. Sisine*IBM	0:26:56	F 35	01-24 5	494	8:41
36	Abog. Rebecc*Pac	0:27:08	F 36	35-39 8	621	8:45
37	Siaz. Liz *HP	0:28:00	F 37	30-34 8	414	9:02
38	Griep. Celia*BoA	0:28:22	F 38	25-29 8	180	9:09
39	Grijalva.Pat*IBM	0:29:13	F 39	25-29 9	532	9:25
40	Carmona. Ave*BoA	0:29:33	F 40	50-54 2	162	9:32
41	Tseng. Joyce*IBM	0:30:14	F 41	55-59 1	531	9:45
42	Garza. Mandy*BoA	0:30:28	F 42	01-24 6	175	9:50
43	Beyers. Jane*HP	0:30:51	F 43	45-49 3	441	9:57
44	Bailey. Kare*SRI	0:31:19	F 44	50-54 3	721	10:06
# 45	Cavaggion. D*ATT	0:31:46	F 45	WhtDv 2	576	10:15
46	Treaner. Ita*ALZ	0:39:52	F 46	01-24 7	733	12:52
47	Madrigal. Dy*ATT	0:40:27	F 47	40-44 6	584	13:03

Ave TIME is 0:24:54.5

Saturday, June 13, 1992
Foothill College, Los Altos

Bay Area Corporate Relays



BACAA REGIONALS
06/13/92

HOSTED BY: B A C A A

WOMEN'S 5K (I)

FINALS (#1)

PL	SCORE	TEAM NAME	PTS
01 -	3482	(01) PAC*TEL	50
02 -	3437	(04) BANK AMERICA	45
03 -	3380	(03) HP	41
04 -	3365	(06) IBM	38
05 -	2868	(07) AT&T	36

MEN'S 5K (I)

FINALS (#3)

PL	SCORE	TEAM NAME	PTS
01 -	4550	(01) PAC*TEL	50
02 -	4342	(04) BANK AMERICA	45
03 -	4184	(07) AT&T	41
04 -	4164	(06) IBM	38
05 -	4150	(09) SYNTEX	36
06 -	3958	(03) HP	35

TEAM WEIGHT (I)

FINALS (#5)

PL	SCORE	TEAM NAME	PTS
01 -	2694	(01) PAC*TEL	50
02 -	2438	(04) BANK AMERICA	45
03 -	2120	(03) HP	41
04 -	1763	(07) AT&T	38
05 -	1571	(06) IBM	36
06 -	1370	(09) SYNTEX	35
07 -	776	(08) SUN MICRO	34
08 -	592	(02) LOCKHEED	33
09 -	447	(05) CHEVRON	32



BACAA REGIONALS
06/13/92

HOSTED BY: B A C A A

TEAM JUMP (I)

FINALS (#7)

PL	SCORE	TEAM NAME	PTS
01 -	3315	(02) LOCKHEED	50
02 -	3144	(01) PAC*TEL	45
03 -	2905	(07) AT&T	41
04 -	2676	(06) IBM	38
05 -	2640	(03) HP	36
06 -	2602	(08) SUN MICRO	35
07 -	2539	(09) SYNTEX	34
08 -	1747	(04) BANK AMERICA	33
09 -	1603	(05) CHEVRON	32

DISTANCE MEDLEY (I)

FINALS (#11)

PL	TIME	TEAM NAME	PTS
01 -	27:10.1	(02) LOCKHEED	50
02 -	28:13.5	(09) SYNTEX	45
	28:19.6	(01) PAC*TEL	41
04 -	29:34.4	(03) HP	38
05 -	30:54.4	(08) SUN MICRO	36
06 -	32:20.6	(06) IBM	35

SUB-MAST DIST (I)

FINALS (#13)

PL	TIME	TEAM NAME	PTS
01 -	11:39.2	(02) LOCKHEED	50
02 -	11:53.1	(09) SYNTEX	45
03 -	12:00.3	(01) PAC*TEL	41
04 -	12:07.7	(08) SUN MICRO	38
05 -	12:28.1	(03) HP	36
06 -	12:45.3	(06) IBM	35
07 -	13:48.5	(04) BANK AMERICA	34
08 -	14:20.1	(07) AT&T	33
09 -	15:25.0	(05) CHEVRON	32



BACAA REGIONALS
06/13/92

HOSTED BY: B A C A A

3 LAP SPRINT (I)

FINALS (#15)

PL	TIME		TEAM NAME	PTS
01	- 02:43.4	(08)	SUN MICRO	50
02	- 02:43.5	(05)	CHEVRON	45
03	- 02:44.9	(09)	SYNTEX	41
04	- 02:45.9	(06)	IBM	38
05	- 02:46.6	(01)	PAC*TEL	36
06	- 02:48.2	(07)	AT&T	35
07	- 02:52.9	(04)	BANK AMERICA	34
08	- 03:06.9	(02)	LOCKHEED	33
09	- 03:14.2	(10)	LOCKHEED #B	32

EXECUTIVE RELAY (I)

FINALS (#17)

PL	TIME		TEAM NAME	PTS
01	- 10:42.8	(03)	HP	50
02	- 11:24.6	(07)	AT&T	45
	- 11:25.6	(01)	PAC*TEL	41
04	- 12:26.3	(04)	BANK AMERICA	38

SENIORS RELAY (I)

FINALS (#19)

PL	TIME		TEAM NAME	PTS
01	- 03:20.8	(01)	PAC*TEL	50
02	- 03:32.5	(04)	BANK AMERICA	45
03	- 03:43.3	(09)	SYNTEX	41



BACAA REGIONALS
06/13/92

HOSTED BY: B A C A A

WOMEN'S RELAY (I)

FINALS (#21)

PL	TIME	TEAM NAME	PTS
01	- 04:47.4	(09) SYNTEX	50
02	- 04:49.1	(04) BANK AMERICA	45
03	- 04:53.8	(03) HP	41
04	- 04:56.3	(06) IBM	38
05	- 05:05.1	(01) PAC*TEL	36
06	- 05:30.8	(07) AT&T	35
07	- 05:32.3	(05) CHEVRON	34

SUB-MAST SPRINT(I)

FINALS (#23)

PL	TIME	TEAM NAME	PTS
01	- 03:45.4	(08) SUN MICRO	50
02	- 04:03.2	(01) PAC*TEL	45
03	- 04:03.9	(09) SYNTEX	41
04	- 04:14.7	(06) IBM	38
	- 04:15.7	(07) AT&T	36
	- 04:17.7	(04) BANK AMERICA	35
07	- 04:18.7	(05) CHEVRON	34
08	- 04:21.5	(02) LOCKHEED	33
09	- 04:27.0	(10) LOCKHEED #B	32

PRES RELAY (I)

FINALS (#25)

PL	TIME	TEAM NAME	PTS
01	- 06:35.9	(04) BANK AMERICA	50
02	- 07:09.8	(01) PAC*TEL	45



BACAA REGIONALS
06/13/92

HOSTED BY: B A C A A

4X220Y RELAY (I)

FINALS (#27)

PL	TIME		TEAM NAME	PTS
01	- 01:48.7	(01)	PAC*TEL	50
02	- 01:52.3	(08)	SUN MICRO	45
03	- 01:52.7	(02)	LOCKHEED	41
04	- 01:53.8	(09)	SYNTEX	38
05	- 01:54.0	(03)	HP	36
06	- 01:54.1	(04)	BANK AMERICA	35
07	- 01:58.1	(06)	IBM	34
08	- 01:59.3	(05)	CHEVRON	33

PYRAMID RELAY (I)

FINALS (#29)

PL	TIME		TEAM NAME	PTS
01	- 10:00.0	(09)	SYNTEX	50
02	- 10:27.1	(03)	HP	45
03	- 10:40.1	(08)	SUN MICRO	41
	- 11:01.8	(06)	IBM	38
04	- 11:21.3	(07)	AT&T	36
06	- 11:25.2	(04)	BANK AMERICA	35
07	- 11:35.1	(02)	LOCKHEED	34
08	- 12:24.0	(05)	CHEVRON	33

MASTER + RELAY (I)

FINALS (#31)

PL	TIME		TEAM NAME	PTS
01	- 06:28.8	(01)	PAC*TEL	50
02	- 06:33.7	(06)	IBM	45
03	- 06:54.6	(04)	BANK AMERICA	41
04	- 07:27.8	(02)	LOCKHEED	38
05	- 07:27.9	(09)	SYNTEX	36
06	- 07:38.4	(03)	HP	35



BACAA REGIONALS
06/13/92

HOSTED BY: B A C A A

DECADE RELAY (I)

FINALS (#33)

PL	TIME	TEAM NAME	PTS
01	- 04:32.1	(06) IBM	50
02	- 04:33.6	(04) BANK AMERICA	45
03	- 04:39.3	(02) LOCKHEED	41
04	- 04:45.6	(08) SUN MICRO	38
05	- 04:48.1	(05) CHEVRON	36
06	- 04:51.9	(09) SYNTEX	35

SPRINT RELAY (I)

FINALS (#35)

PL	TIME	TEAM NAME	PTS
01	- 03:33.7	(08) SUN MICRO	50
02	- 03:41.5	(09) SYNTEX	45
03	- 03:44.0	(07) AT&T	41
04	- 03:46.7	(06) IBM	38
05	- 03:48.8	(02) LOCKHEED	36
	- 03:51.4	(01) PAC*TEL	35
07	- 03:55.5	(04) BANK AMERICA	34
08	- 03:59.5	(05) CHEVRON	33

MEN'S MILE (I)

FINALS (#37)

PL	TIME/PTS	SPLITS	TEAM NAME	PTS
01	- 09:02.1 /	04:25.1 / 04:37.0 /	(02) LOCKHEED	50
02	- 09:36.9 /	04:44.9 / 04:52.0 /	(01) PAC*TEL	45
03	- 09:43.9 /	04:45.9 / 04:58.0 /	(03) HP	41
04	- 10:23.7 /	04:58.2 / 05:25.5 /	(04) BANK AMERICA	38
05	- 10:29.0 /	05:03.5 / 05:25.5 /	(09) SYNTEX	36
06	- 10:31.3 /	05:03.3 / 05:28.0 /	(06) IBM	35
07	- 10:33.7 /	05:12.7 / 05:21.0 /	(08) SUN MICRO	34
08	- 10:57.3 /	05:27.0 / 05:30.3 /	(07) AT&T	33



BACAA REGIONALS
06/13/92

HOSTED BY: B A C A A

WOMEN'S 800M (I)

FINALS (#39)

PL	TIME/PTS	SPLITS	TEAM NAME	PTS
01	- 05:04.0 /	02:27.4 / 02:36.6 /	(06) IBM	50
02	- 05:04.5 /	02:25.1 / 02:39.4 /	(08) SUN MICRO	45
03	- 05:18.8 /	02:32.0 / 02:46.8 /	(03) HP	41
04	- 05:21.4 /	02:45.1 / 02:36.3 /	(04) BANK AMERICA	38
05	- 05:30.2 /	02:42.1 / 02:48.1 /	(09) SYNTEX	36
06	- 06:32.3 /	03:11.6 / 03:20.7 /	(07) AT&T	35



BACAA Field Event Scores
TEAM WTS

06/30/02

01-07 George Whiting M 60 (1) Pac*Tel (I) WT

SP-F	FOUL /	038'06.00 / 035'10.00	696	SP-F
DS	FOUL /	089'09.00 / 085'08.50	441	DS

				1137

01-12 Jim Hart M 55 (1) Pac*Tel (I) WT

SP-F	043'07.00 / 043'08.00 / 042'04.00	845	SP-F	
DS	135'03.00 / 127'03.00 / 134'01.50	712	DS	

				1557
				===== 1st
				1137 + 1557 = 2694

07 Herb Ashton M 45 (4) Bank Of America WT

SP-F	033'05.50 / 034'01.00 / 030'08.50	691	SP-F	
DS	FOUL / 082'06.00 / 076'04.00	427	DS	

				1118

04-08 Bob Feaster M 60 (4) Bank Of America WT

SP-F	FOUL / 046'06.00 / 046'07.50	843	SP-F	
DS	095'10.00 / 097'01.00 / 094'08.00	477	DS	

				1320

04-09 Larry Divito M 50 (4) Bank Of America WT

SP-F	023'02.00 / 024'10.00 / 025'00.00	459	SP-F	
DS	050'04.00 / 048'05.00 / 054'09.00	270	DS	

				729
				===== 2nd
				1118 + 1320 = 2438

03-07 Ken Mead M 35 (3) Hewlett-Packard WT

SP-F	FOUL / FOUL /	037'07.00	620	SP-F
DS	113'04.50 / FOUL /	113'01.00	524	DS

1144

03-08 Larry Merlo M 35 (3) Hewlett-Packard WT

SP-F 032'02.00 / FOUL / 035'04.00 582 SP-F
DS 085'03.50 / 083'02.50 / 074'11.00 394 DS

976

===== 3rd
976 + 1144 = 2120

07-07 George Zika M 25 (7) AT & T (I) WT

SP-F 028'00.00 / FOUL / 030'07.00 423 SP-F
DS 066'09.00 / 057'00.50 / FOUL / 293 DS

716

07-08 Larry Yee M 35 (7) AT & T (I) WT

07-09 Allison Eodes F 25 (7) AT & T (I) WT

SP-F 035'03.50 / FOUL / 037'00.00 590 SP-F
DS FOUL / 098'10.50 / FOUL / 457 DS

1047

===== 4th
716 + 1047 = 1763

06-07 Joyce Fee F 30 (6) IBM (I) WT

SP-F 023'10.00 / 025'05.00 / 025'05.00 429 SP-F
DS FOUL / FOUL / 071'08.00 331 DS

760

06-08 Richard Pardue M 50 (6) IBM (I) WT

SP-F 025'11.50 / 027'08.00 / FOUL / 508 SP-F
DS 059'10.50 / FOUL / 061'04.00 303 DS

811

===== 5th
760 + 811 = 1571

09-07 Ernie Fuller M 40 (9) Syntex (I) WT

SP-F 034'10.50 / 033'04.00 / 033'02.00
DS 073'09.00 / 070'07.50 / 069'09.00

635 SP-F
359 DS

994

09-08 Jack Long M 40 (9) Syntex (I) WT

DS 051'04.00 / 050'11.50 / 055'11.50

273 DS
273 *

09-09 Heath Sandberg M 35 (9) Syntex (I) WT

SP-F 019'10.00 / FOUL / 022'09.50

376 SP-F
===== 6th
376 + 994 = 1370

08-07 Floyd Brown M 35 (8) Sun Micro (I) WT

SP-F FOUL / FOUL / FOUL /
DS FOUL / 086'05.50 / 086'05.50

0 SP-F
400 DS
400 *

08-08 Vince Graham M 40 (8) Sun Micro (I) WT

DS 065'11.00 / 077'03.00 / 0

376 DS
376 *
===== 7th
376 + 400 = 776

02-07 Michael Blackmon M 30 (2) Lockheed (I) WT

SP-F 038'04.50 / 039'04.50 / FOUL /

592 SP-F

02-08 Al Ferreira M 50 (2) Lockheed (I) WT

02-09 Bryan Dickey M 35 (2) Lockheed (I) WT

===== 8th
0 + 592 = 592

05-07 Mark Hart M 40 (5) Chevron (I) WT

DS 091'09.00 / 091'04.00 / FOUL /

447 DS
447 *

05-08 Sandy Clow F 20 (5) Chevron (I) WT

===== 9th
0 + 447 = 447

je 1

BACAA Field Event Scores
TEAM WTS

06/30/02

01	(01)	Pac*Tel (I)	2694	(1557 / 1137)
02	(04)	Bank Of America	2438	(1320 / 1118)
03	(03)	Hewlett-Packard	2120	(1144 / 0976)
04	(07)	AT & T (I)	1763	(1047 / 0716)
05	(06)	IBM (I)	1571	(0811 / 0760)
06	(09)	Syntex (I)	1370	(0994 / 0376)
07	(08)	Sun Micro (I)	0776	(0400 / 0376)
08	(02)	Lockheed (I)	0592	(0592 / 0000)
09	(05)	Chevron (I)	0447	(0447 / 0000)



01-00 BACAA1512060602

Bad age group (CA) every 5 years

02-01 Steve Degner M 25 (2) Lockheed (I) @J

HJ	006'05.00 / 0	0	837	HJ
LJ	FOUL /	022'10.50 / FOUL /	784	LJ

				1621

02-02 John LeGrande M 35 (2) Lockheed (I) @J

HJ	005'11.00 / 0	0	855	HJ
LJ	021'04.00 /	021'04.00 / 021'09.00	839	LJ

				1694

02-03 Dan Miller M 30 (2) Lockheed (I) @J

===== 1st
1621 + 1694 = 3315

01-00 BACAA1512060602

Bad age group (CA) every 5 years

01-01 Ron Shields M 35 (1) Pac*Tel (I) @J

HJ	005'09.00 / 0	0	831	HJ
LJ	016'07.50 /	018'05.50 / 018'01.00	712	LJ

				1543

01-02 Joe Sullivan M 55 (1) Pac*Tel (I) @J

LJ	012'06.25 /	013'08.00 / 014'00.00	721	LJ
				721 *

01-03 K. Seeman M 30 (1) Pac*Tel (I) @J

LJ	019'04.00 /	019'04.50 / 018'11.00	705	LJ
				705 *

01-04 Kevin Seeman M 30 (1) Pac*Tel (I) @J

HJ	005'08.00 / 0	0	773	HJ
----	---------------	---	-----	----

01-06 Mark Hoenig M 35 (1) Pac*Tel (I) @J

HJ 006'01.00 / 0 0

880 HJ
===== 2nd
721 + 1543 = 2264

07-01 Larry Yee M 35 (7) AT & T (I) @J

07-02 Peter Scranton M 30 (7) AT & T (I) @J

HJ 005'09.00 / 0 0 784 HJ

07-03 Valerie Garsa F 25 (7) AT & T (I) @J

HJ 004'08.00 / 0 0 709 HJ

07-04 Phil Adrid M 40 (7) AT & T (I) @J

LJ 015'07.00 / FOUL / 017'06.00 722 LJ
722 *

07-05 Barbara Porep F 35 (7) AT & T (I) @J

07-06 Allison Eodes F 25 (7) AT & T (I) @J

HJ 004'05.00 / 0 0 671 HJ
LJ 015'06.50 / 015'10.50 / 014'05.50 690 LJ

1361
===== 3rd
722 + 1361 = 2083

01-00 BACAA1512060602

Bad age group (CA) every 5 years

06-01 Joyce Fee F 30 (6) IBM (I) @J

HJ 004'05.00 / 0 0 707 HJ

06-02 Shaun Brown F 20 (6) IBM (I) @J

HJ 004'09.00 / 0 0 722 HJ

06-03 Richard Pardue M 50 (6) IBM (I) @J

LJ 013'11.00 / 014'10.00 / FOUL / 706 LJ
706 *

06-04 Dave Pogue M 45 (6) IBM (I) @J

06-05 Leland Townsend M 30 (6) IBM (I) @J

LJ 012'08.50 / 014'10.50 / FOUL / 541 LJ

541 *
 =====
 541 + 706 = 1247 4th

01-00 BACAA1512060602

Bad age group (CA) every 5 years

03-01 Ken Mead M 35 (3) Hewlett-Packard @J
 HJ 004'09.00 / 0 0 687 HJ
 LJ FOUL / FOUL / FOUL / 0 LJ

 687

03-02 Bo Davis M 50 (3) Hewlett-Packard @J
 HJ 004'08.00 / 0 0 812 HJ
 LJ 013'06.00 / 012'04.00 / FOUL / 643 LJ

 1455

03-03 Teresa Schmuki F 25 (3) Hewlett-Packard @J
 HJ 004'07.00 / 0 0 696 HJ
 LJ 010'05.50 / 010'10.50 / 011'03.00 489 LJ

 1185

03-04 David Sudaria M 25 (3) Hewlett-Packard @J
 =====
 1185 + 1455 = 2640 5th

08-01 Ahmed Adam M 30 (8) Sun Micro (I) @J
 HJ 004'08.00 / 0 0 636 HJ
 LJ FOUL / FOUL / 020'01.25 731 LJ

 1367

08-02 Floyd Brown M 35 (8) Sun Micro (I) @J
 LJ 012'07.00 / 014'02.50 / 014'04.00 553 LJ
 553 *

08-03 Brian Conley M 30 (8) Sun Micro (I) @J
 HJ 005'00.00 / 0 0 682 HJ
 =====
 553 + 1367 = 1920 6th

09-01 Christina Althoff F 25 (9) Syntex (I) @J

HJ	004'04.00 / 0	0	658	HJ
LJ	FOUL /	013'06.00 / FOUL /	587	LJ

			1245	

-02 Cassandra Elliott F 30 (9) Syntex (I) @J

HJ	004'00.00 / 0	0	640	HJ
----	---------------	---	-----	----

09-03 Shanon Westlake F 20 (9) Syntex (I) @J

HJ	004'02.00 / 0	0	633	HJ
LJ	014'01.00 /	014'11.00 /	652	LJ

			1285	

09-04 Ron Bradley M 30 (9) Syntex (I) @J

09-05 Harry Turrell M 20 (9) Syntex (I) @J

LJ	016'11.50 /	017'01.00 /	017'02.00	589	LJ
589 *					

=====
1245 + 1285 = 2530 7th

01-00 BACAA1512060602

age group (CA) every 5 years

04-01 John Lewis M 35 (4) Bank Of America @J

HJ	004'08.00 / 0	0	675	HJ
LJ	012'11.00 / FOUL /	013'05.50	519	LJ

			1194	

04-02 Christine Marshall F 25 (4) Bank Of America @J

LJ	012'08.50 /	012'06.00 /	012'08.00	553	LJ
553 *					

=====
553 + 1194 = 1747 8th

05-01 Boris Gurarie M 25 (5) Chevron (I) @J

05-02 Jose San Gabriel M 20 (5) Chevron (I) @J

HJ	004'05.00 / 0	0	576	HJ	
LJ	013'04.50 /	013'08.00 /	013'08.00	469	LJ

			1045		

05-03 Andy Schleder M 30 (5) Chevron (I) @J

LJ FOUL / FOUL / 015'04.00

558 LJ

558 *

===== 9th
558 + 1045 = 1603

Page 1

**BACAA Field Event Scores
TEAM JUMP**

06/30/02

01	(02) Lockheed (I)	3315	(1694 / 1621)
02	(03) Hewlett-Packard	2640	(1455 / 1185)
03	(09) Syntex (I)	2530	(1285 / 1245)
04	(01) Pac*Tel (I)	2264	(1543 / 0721)
05	(07) AT & T (I)	2083	(1361 / 0722)
06	(08) Sun Micro (I)	1920	(1367 / 0553)
07	(04) Bank Of America	1747	(1194 / 0553)
08	(05) Chevron (I)	1603	(1045 / 0558)
09	(06) IBM (I)	1247	(0706 / 0541)



BACAA REGIONALS
06/13/92

HOSTED BY: B A C A A

STANDINGS THRU ' 15 EVENTS

DIV II

PL	TEAM NAME	POINTS	TIE BREAKER	RAW POINTS
01	(11) SRI	332	11 [00 23 27 27]	(409/14)
02	(12) GE	322	11 [00 20 23 27]	(392/14)
03	(13) ALZA	147	06 [00 00 00 00]	(147/06)
04	(14) MAXTOR/3 COM	064	02 [00 00 00 00]	(064/02)
05	(15) ALZA #B	027	01 [00 00 00 00]	(027/01)

BACAA REGIONALS
06/13/92

HOSTED BY: B A C A A

TEAM STATISTICS (ALL EVENTS INCL)


DIV II

(#)	TEAM NAME	1ST PL	TOP 3	TOP 5	TOP 7
(11)	SRI	07	14	14	14
(12)	GE	05	13	14	14
(13)	ALZA	01	06	06	06
(14)	MAXTOR/3 COM	02	02	02	02
(15)	ALZA #B	00	01	01	01

EVENT STATISTICS BY TEAM

F5K	M5K	WT	Jmp	SMD	3Lp	Sen	WR	Prs	4x2	Pyr	M+	Dec	SR	Mle	
32	32	23	27	27	32	27	32	32	27	32	27	27	32	00	(11) SRI = 409
27	27	20	32	23	27	32	27	00	32	27	32	32	27	27	(12) GE = 392
23	23	32	23	00	23	00	00	00	23	00	00	00	00	00	(13) ALZA = 147
00	00	00	00	32	00	00	00	00	00	00	00	00	00	32	(14) MAXTOR/3 COM = 64
00	00	27	00	00	00	00	00	00	00	00	00	00	00	00	(15) ALZA #B = 27

32 27 23 20 18 17 16 15 9 8 7 6 5 4 3 2 1 1 1 1 1 1 = PLACE POINT TOTALS



Race Results

Mens 5k
Div II

PL	Name	Time	Sex / PL	Div / PL	Race#	Pace	%/pts
SRI (11-k) : 1st							
5	Hinzmann. Brock	0:16:46	M 1	30-39 1	713	5:25	922
9	Austin. Dave	0:17:39	M 3	30-39 3	714	5:42	876
18	Pirogovicz. Dave	0:18:28	M 4	40-49 1	715	5:57	875
39	Webster. Jay	0:20:15	M 6	WhtDv 1	718	6:32	928
61	Detre. George	0:22:06	M 13	50-99 2	717	7:08	765

SRI (11-k) : Total PTs for 3 scorers (1 1 1) is = 3 (2726 %/pts)
 Webster. Jay
 Hinzmann. Brock
 Austin. Dave

PL	Name	Time	Sex / PL	Div / PL	Race#	Pace	%/pts
GE (12-1) : 2nd							
6	Zerzan. Terrance	0:17:07	M 2	30-39 2	734	5:31	904
25	Snyder. John	0:19:03	M 5	40-49 2	704	6:09	849
40	Post. Jason	0:20:17	M 7	40-49 3	703	6:33	797
47	Grim. Brit	0:20:46	M 9	40-49 4	705	6:42	778
50	Taghavi. K	0:20:50	M 10	30-39 4	702	6:43	742
57	Romesberg. Eph	0:21:59	M 12	50-99 1	708	7:05	770

GE (12-1) : Total PTs for 3 scorers (1 2 2) is = 5 (2550 %/pts)
 Zerzan. Terrance
 Snyder. John
 Post. Jason

PL	Name	Time	Sex / PL	Div / PL	Race#	Pace	%/pts
ALZ (13-m) : 3rd							
41	Kline. Ron	0:20:18	M 8	01-29 1	723	6:33	755
MEAN TIME							
55	Harrison. Juan	0:21:05	M 11	30-39 5	729	6:48	734
69	Wright. Jerry	0:22:39	M 14	40-49 5	727	7:18	714
71	Burkoth. Terry	0:23:07	M 15	50-99 3	726	7:27	732

ALZ (13-m) : Total PTs for 3 scorers (1 3 5) is = 9 (2221 %/pts)
 Kline. Ron
 Harrison. Juan
 Burkoth. Terry

Ave TIME is 0:20:37.1

Age # of Course
 Division Parts Record

= Broke AGE GROUP course record

01-29 (A)	- 1	0:15:20
30-39 (C)	- 5	0:15:28
40-49 (E)	- 5	0:16:10
50-99 (G)	- 3	0:16:55
Dv (I)	- 1	0:18:47

* - 0

15

1	SRI	2726
2	GE	2550
3	ALZ	2221



Race Results

Womens 5k
Div II

PL	Name	Time	Sex / PL	Div / PL	Race#	Pace	%/pts
SRI (11-k) : 1st							
16	Huber. Linda	0:22:29	F 1	40-49 1	720	7:15	923
# 18	Longyear. Sally	0:22:56	F 3	WhtDv 1	722	7:24	1025
20	Kirkpatrick. Sue	0:23:11	F 4	30-39 1	735	7:29	827
24	Clark. Cathy	0:23:30	F 5	30-39 2	719	7:35	816
44	Bailey. Karen	0:31:19	F 8	50-99 1	721	10:06	676

SRI (11-k) : Total PTs for 2 scorers (1 1) is = 2 (1948 %/pts)
 Longyear. Sally
 Huber. Linda

PL	Name	Time	Sex / PL	Div / PL	Race#	Pace	%/pts
GE (12-1) : 2nd							
17	Rizzo. Maria	0:22:32	F 2	40-49 2	712	7:16	921
28	Fong-Baker.Linda	0:24:36	F 6	40-49 3	711	7:56	843

GE (12-1) : Total PTs for 2 scorers (2 3) is = 5 (1764 %/pts)
 Rizzo. Maria
 Fong-Baker.Linda

PL	Name	Time	Sex / PL	Div / PL	Race#	Pace	%/pts
ALZ (13-m) : 3rd							
33	Jardine. Ashley	0:26:17	F 7	01-29 1	731	8:29	703
46	Treaner. Italle	0:39:52	F 9	01-29 2	733	12:52	463

ALZ (13-m) : Total PTs for 2 scorers (1 2) is = 3 (1166 %/pts)
 Jardine. Ashley
 Treaner. Italle

Ave TIME is 0:24:54.5

Age # of Course
 Division Parts Record

= Broke AGE GROUP course record

01-29(J) - 2 0:18:28
 30-39(L) - 2 0:19:10
 40-49(N) - 3 0:20:45
 50-99(P) - 1 0:21:11
 WhtDv(R) - 1 0:23:30

* - 0

WOMEN'S 5K

DIV II

9:58 AM

06/13/92

BACRA Regionals ('92)

PL	Name	Time	Sex / PL	Div / PL	Race#	Pace
1		0:19:12		1	1	490 6:12
2		0:19:15		2	2	242 6:13
3		0:19:22		3	3	551 6:15
4		0:19:40		4	4	413 6:21
5		0:20:22		5	5	412 6:34
6		0:20:27		6	6	563 6:36
7		0:20:36		7	7	471 6:39
8		0:20:40		8	8	553 6:40
9		0:20:55		9	9	468 6:45
10		0:21:03		10	10	107 6:47
11		0:21:09		11	11	188 6:49
12		0:21:26		12	12	470 6:55
13		0:21:41		13	13	443 7:00
14		0:22:10		14	14	189 7:09
15		0:22:21		15	15	487 7:13
16	Huber. Linda*SRI	0:22:29	F 1	40-49 1	720	7:15
17	Rizzo. Maria*GE	0:22:32	F 2	40-49 2	712	7:16
# 18	Longyear. Sa*SRI	0:22:56	F 3	WhtDv 1	722	7:24
19		0:23:10		16	16	192 7:28
20	Kirkpatrick.*SRI	0:23:11	F 4	30-39 1	735	7:29
21		0:23:13		17	17	556 7:29
22		0:23:17		18	18	415 7:31
23		0:23:24		19	19	493 7:33
MEAN TIME						
24	Clark. Cathy*SRI	0:23:30	F 5	30-39 2	719	7:35
25		0:23:39		20	20	159 7:38
26		0:23:40		21	21	554 7:38
27		0:24:18		22	22	552 7:50
28	Fong-Baker.L*GE	0:24:36	F 6	40-49 3	711	7:56
29		0:24:41		23	23	579 7:58
30		0:24:46		24	24	555 7:59
31		0:25:01		25	25	420 8:04
32		0:25:05		26	26	237 8:05
33	Jardine. Ash*ALZ	0:26:17	F 7	01-29 1	731	8:29
34		0:26:27		27	27	582 8:32
35		0:26:56		28	28	494 8:41
36		0:27:08		29	29	621 8:45
37		0:28:00		30	30	414 9:02
38		0:28:22		31	31	180 9:09
39		0:29:13		32	32	532 9:25
40		0:29:33		33	33	162 9:32
41		0:30:14		34	34	531 9:45
42		0:30:28		35	35	175 9:50
43		0:30:51		36	36	441 9:57
44	Bailey. Kare*SRI	0:31:19	F 8	50-99 1	721	10:06
45		0:31:46		37	37	576 10:15
46	Treaner. Ita*ALZ	0:39:52	F 9	01-29 2	733	12:52
47		0:40:27		38	38	584 13:03



BACAA REGIONALS
06/13/92

HOSTED BY: B A C A A

WOMEN'S 5K (II)

FINALS (#2)

PL	SCORE	TEAM NAME	PTS
01 -	1948	(11) SRI	32
02 -	1764	(12) GE	27
03 -	1166	(13) ALZA	23

MEN'S 5K (II)

FINALS (#4)

PL	SCORE	TEAM NAME	PTS
01 -	2726	(11) SRI	32
02 -	2550	(12) GE	27
03 -	2221	(13) ALZA	23

TEAM WEIGHT (II)

FINALS (#6)

PL	SCORE	TEAM NAME	PTS
01 -	2549	(13) ALZA	32
02 -	2081	(15) ALZA #B	27
03 -	1862	(11) SRI	23
04 -	1732	(12) GE	20



BACAA REGIONALS
06/13/92

HOSTED BY: B A C A A

TEAM LONG JUMP (II)

FINALS (#8)

PL	SCORE	TEAM NAME	PTS
01 -	1457	(12) GE	32
02 -	1397	(11) SRI	27
03 -	652	(13) ALZA	23

SUB-MAST DIST (II)

FINALS (#12)

PL	TIME	TEAM NAME	PTS
01 -	11:47.7	(14) MAXTOR/3 COM	32
02 -	12:03.7	(11) SRI	27
03 -	13:18.3	(12) GE	23

3 LAP SPRINT (II)

FINALS (#14)

PL	TIME	TEAM NAME	PTS
01 -	02:50.4	(11) SRI	32
02 -	02:57.2	(12) GE	27
03 -	03:05.3	(13) ALZA	23



BACAA REGIONALS
06/13/92

HOSTED BY: B A C A A

SENIORS RELAY (II)

FINALS (#18)

PL	TIME		TEAM NAME	PTS
01	- 03:46.8	(12)	GE	32
02	- 04:01.1	(11)	SRI	27

WOMEN'S RELAY (II)

FINALS (#20)

PL	TIME		TEAM NAME	PTS
01	- 05:01.5	(11)	SRI	32
02	- 05:01.8	(12)	GE	27

PRES RELAY (II)

FINALS (#24)

PL	TIME		TEAM NAME	PTS
01	- 06:34.2	(11)	SRI	32



BACAA REGIONALS
06/13/92

HOSTED BY: B A C A A

4X220Y RELAY (II)

FINALS (#26)

PL	TIME	TEAM NAME	PTS
01 -	01:44.4	(12)GE	32
02 -	01:50.4	(11)SRI	27
03 -	02:02.9	(13)ALZA	23

PYRAMID RELAY (II)

FINALS (#28)

PL	TIME	TEAM NAME	PTS
01 -	10:55.3	(11)SRI	32
02 -	11:40.6	(12)GE	27

MASTER + RELAY(II)

FINALS (#30)

	TIME	TEAM NAME	PTS
01 -	06:46.2	(12)GE	32
02 -	07:09.9	(11)SRI	27



BACAA REGIONALS
06/13/92

HOSTED BY: B A C A A

DECADE RELAY (II)

FINALS (#32)

PL	TIME	TEAM NAME	PTS
01	- 04:29.4	(12)GE	32
02	- 04:51.7	(11)SRI	27

SPRINT RELAY (II)

FINALS (#34)

PL	TIME	TEAM NAME	PTS
01	- 03:42.5	(11)SRI	32
02	- 04:16.0	(12)GE	27

MEN'S MILE (II)

FINALS (#36)

PL	TIME/PTS	SPLITS	TEAM NAME	PTS
01	- 09:26.8 / 04:41.0 / 04:45.8 /	(14)MAXTOR/3	COM	32
02	- 09:42.8 / 04:45.9 / 04:56.9 /	(12)GE		27



BACAA Field Event Scores
TEAM JUMP

06/20/92

01-00 BACAA1512060602

12-01 Tom Tibbals M 35 (12) General Electric @J

12-02 Julie Graham F 20 (12) General Electric @J

LJ FOUL / 015'11.00 / 016'09.00 728 LJ 728 *

12-03 Pamela Wusthoj F 35 (12) General Electric @J

LJ 013'08.50 / 014'05.50 / FOUL / 729 LJ 729 *

12-04 Tom Tibbals M 35 (12) General Electric @J

LJ FOUL / 014'02.50 / 014'02.25 548 LJ 548 *

===== 1st
728 + 729 = 1457

01-00 BACAA1512060602

11-01 Sherrod Smith M 25 (11) SRI (II) @J

LJ FOUL / 017'00.50 / 017'03.00 591 LJ 591 *

11-02 Rachel Ross F 25 (11) SRI (II) @J

LJ 015'08.00 / FOUL / 015'05.50 681 LJ 681 *

11-03 Kara Kassay F 25 (11) SRI (II) @J

11-04 Lisa Jack F 30 (11) SRI (II) @J

LJ FOUL / 015'04.00 / 015'00.50 716 LJ 716 *

===== 2nd
681 + 716 = 1397

13-01 Mark Feaster M 30

(13) ALZA (II)

@J

LJ FOUL / FOUL /

017'11.00

652 LJ

652 *

-02 Doug Johnson M 30

(13) ALZA (II)

@J

LJ FOUL / FOUL /

FOUL /

0 LJ

0 *

===== 3rd
0 + 652 = 652

Page 1

BACAA Field Event Scores
TEAM JUMP

06/20/92

01	(12) General Electric	1457	(0729 / 0728)
02	(11) SRI (II)	1397	(0716 / 0681)
03	(13) ALZA (II)	0652	(0652 / 0000)



13-07 Rick Weyers M 30 (13) ALZA (II) WT
 SP-F 045'03.50 / 048'09.00 / FOUL / 733 SP-F
 DS FOUL / 116'01.00 / 115'11.50 510 DS

 1243

13-08 Jill Weyers F 25 (13) ALZA (II) WT
 SP-F 041'05.00 / 043'00.00 / 042'06.00 686 SP-F
 DS 113'02.00 / 134'04.00 / FOUL / 620 DS

 1306

13-09 Chris Grogg M 25 (13) ALZA (II) WT

13-10 Mark Feaster M 30 (13) ALZA (II) WT

===== 1st
 1243 + 1306 = 2549

15-08 Mark Feaster M 30 (15) ALZA #B (II) WT
 SP-F 037'07.50 / 038'11.50 / FOUL / 585 SP-F
 DS 099'04.00 / 109'10.00 / 103'04.00 482 DS

 1067

15-09 Chris Gragg M 25 (15) ALZA #B (II) WT
 SP-F FOUL / 036'10.50 / 037'10.00 524 SP-F
 DS FOUL / 090'04.50 / 111'10.00 490 DS

 1014

===== 2nd
 1014 + 1067 = 2081

11-07 Sherrod Smith M 25 (11) SRI (II) WT
 SP-F 036'01.00 / 036'04.50 / FOUL / 503 SP-F
 DS 078'01.00 / 077'05.00 / FOUL / 342 DS

845

11-08 Jon Cory M 35

(11) SRI (II)

WT

SP-F 031'07.00 / 032'10.50 / 032'10.50
DS 092'01.00 / 102'09.00 / 100'11.50

542 SP-F
475 DS

1017

11-09 Mary McCready F 40

(11) SRI (II)

WT

SP-F FOUL / 024'03.00 / 023'08.00
DS 060'05.50 / FOUL / FOUL /

463 SP-F
315 DS

778

===== 3rd
845 + 1017 = 1862

12-07 Doug McDonald M 25

(12) General Electric

WT

SP-F 025'10.00 / 025'07.50 / 026'07.50
DS 086'03.50 / 090'04.00 / FOUL /

369 SP-F
396 DS

765

12-08 Steve Shelton M 25

(12) General Electric

WT

SP-F 027'11.00 / 029'03.00 / 029'04.50
DS 067'05.50 / 080'00.50 / 065'02.00

407 SP-F
351 DS

758

12-09 Tom Tibbals M 35

(12) General Electric

WT

SP-F 032'07.00 / 032'03.00 / 032'11.00
DS 083'04.50 / FOUL / 080'02.50

543 SP-F
386 DS

929

===== 4th
765 + 929 = 1694

Page 1

BACAA Field Event Scores
TEAM WTS

06/19/92

01	(13) ALZA (II)	2549	(1306 / 1243)
02	(15) ALZA #B (II)	2081	(1067 / 1014)
	(11) SRI (II)	1862	(1017 / 0845)
	(12) General Electric	1694	(0929 / 0765)

SCHEDULE OF EVENTS

Time	No.	Event	Division	Section
Track Events				
10:00 am	9.	Sub-Masters Distance Relay	II	
10:17	10.	Sub-Masters Distance Relay	I	
10:36	11.	Women's 800-Meter Team Race	I	
10:44	12.	3-Lap Sprint	II	
10:50	13.	3-Lap Sprint	I	Section 1
10:56		3-Lap Sprint	I	Section 2
11:02	14.	Executive Relay	I	
11:20	15.	Men's Mile Team Race	II	
11:33	16.	Men's Mile Team Race	I	
11:44		<i>Awards Ceremony – Events 9 thru 13</i>		
12:04 pm	17.	Seniors Relay	II	
12:12	18.	Seniors Relay	I	
12:20	19.	Women's Relay	II	
12:29	20.	Women's Relay	I	
12:38	21.	Sub-Masters Sprint Relay	I	Section 1
12:46		Sub-Masters Sprint Relay	I	Section 2
12:54	22.	President's Relay	II	
1:04	23.	President's Relay	I	
1:14		<i>Awards Ceremony – Events 14 thru 20</i>		
1:42	24.	4x220-Yard Mixed Relay	II	
1:54	25.	4x220-Yard Mixed Relay	I	
2:00	26.	Pyramid Relay	II	
2:15	27.	Pyramid Relay	I	
2:30		<i>Awards Ceremony – Events 1 thru 4 and 21 thru 23</i>		
2:35		<i>“Kids Race”, a 330-Yard Run for children of BACAA athletes</i>		
2:58	28.	Masters Plus Relay	II	
3:09	29.	Masters Plus Relay	I	
3:20	30.	Decade Mile Relay	II	
3:29	31.	Decade Mile Relay	I	
✓3:38	32.	Distance Medley Relay	I	
4:13		<i>Awards Ceremony – Events 24 thru 31</i>		
✓4:45	33.	Sprint Relay	II	
✓4:52	34.	Sprint Relay	I	Section 1
✓4:59		Sprint Relay	I	Section 2
5:15		<i>Awards Ceremony – Events 5 thru 8, 32 thru 34, and Team Championships</i>		

Paints Talled

*Jump (5)
Long Jump (5)*

PARTICIPATING TEAMS

Division I

	+++	1. Pacific Telesis	ALL
	++	2. Chevron	ALL
	+++	3. Bank of America-A	ALL
T	4	4. City of San Jose	ALL
	++	10. IBM	ALL
M	11	15. Lockheed-A	ALL
	+++	16. Hewlett-Packard	ALL
S	5 +	22. Sun Microsystems	4
	+	23. AT&T	ALL
	++	25. Lockheed-B	B
	+	27. Bank of America-B	1

Division II

	++	11. SRI International-A	ALL
	++	12. General Electric	ALL
	++	13. Alza-A	ALL
	+	14. Alza-B	2
	++	17. UTC-CSD	ALL
	++	18. EPRI	ALL
	++	19. Syntex-A	ALL
	+	24. SRI International-B	1
	+	26. Syntex-B	1

June 2, 1992

TO: Hank
CC: Kaye
Steve
FROM: George
RE: **Team Captains Meeting**

Here are some items related to the Team Captains meeting on Saturday at Alza.

1. I have enclosed a list of teams that are expected to enter. Add any new teams to the list, cross off any not participating, and write down the team number you assign next to each. Please FAX me a copy after it's completed.
2. List of potential Team Captains, phone numbers, addresses and fees paid to date. Please arrange to get me a copy of the entry form for each team that submits one at the Captain's meeting.
3. It looks like we will have twice as many teams in Division I as in Division II. Therefore, I have changed the schedule for the field events so that there is now only one Division II flight for each event. Some of the start times are different from before. So, please go over this change with the captains. As a consequence, Joe Mangan only needs to provide two crews to work the field events (see enclosed chart). I've sent Joe a copy of the revised schedule and crew chart.
4. Division I teams need to be assigned to flights 1 or 2 in the field events and sections 1 or 2 in the track sprint events. Make the number of teams in each flight/section as even as possible. I've enclosed a table for you to record the assignments. Write a "1" or a "2" in each cell of the table for those teams participating and for those teams not represented at the meeting. Ignore the Division II part unless more teams enter than we expect. FAX me a copy.
5. I've highlighted some points in the enclosed Rules and Regs that should be reviewed with the captains at the meeting. There is one mistake. There will be four Division I team trophies awarded and three Division II trophies.
6. On Wednesday, I'll be dropping off some handouts with Ron Kline at Alza. For each handout, I've indicated how many copies should go to each team. Kaye, could you arrange to bring about 20 large envelopes (1 for each team) for the materials and a marker for labeling?
7. For the Results Book, I've enclosed originals for the cover page and for results pages.
8. Trophies have been ordered locally and will be ready this week. Medals should also arrive late this week from New York.

I'll be out of town from Thursday through Sunday. However, if anything comes up, leave a message on my answering machine (415-368-5464) and I'll call you back while I'm gone.

March 6, 1992

Mr. Steve Underwood, President
BACAA
P.O. Box 898
Menlo Park, CA 94025

Subject Proposal for 1992 BACAA Regionals

Dear Steve,

RADAR Timing Services and GB Consulting would be pleased to provide BACAA with the following scoring and administrative services for the 1992 Regionals:

- Road race timing.
- Scoring and results compilation for all road race, track, and field events.
- Recommendations for proper finish line management (if needed).
- Liaison with the meet director.
- Arrangements for purchase of TAC insurance, medals, bib numbers, pins, trophies and engraving and post-meet party with funds provided and approved by BACAA as per budget.
- Mailing of meet announcement, including entry form, to the BACAA membership list.
- Organization of team captains meeting.
- Creation of written materials, including entry form, description of events, rules and regulations, schedule of events, entry form, sign-in form, protest form, road race map, stadium map, athlete bio form, list of participating teams, road race roster form, road race information sheet, waiver form and a results form for each individual event.
- Organization of sign-in/information table.

It is our understanding that, for a fee of \$1,500, Foothill College will provide:

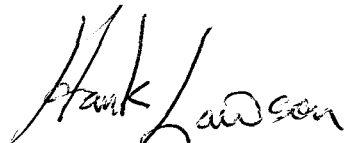
- Meet Director, Joe Mangan.
- Timers for track races, start and finish line management of track and road races, and field event personnel.
- Facilities rental, including track stadium, discus area, road race course, parking, weight implements, access to press box, public address system, and miscellaneous tables and chairs for registration and computers.
- Paramedics.

It is also our understanding that BACAA will provide:

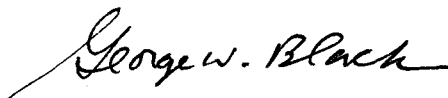
- Volunteers to assist us and the meet director with scoring, registration, timing, and field event duties.
- Funds for direct expenses, including Foothill College fee, copy charges, TAC insurance, medals, bib numbers, post-meet party, pins, postage, and trophies and engraving.
- Announcer(s).

The fee for our services will be \$1,500. To assist you in evaluating this proposal, we have attached a Budget based on actual expenses and participation in 1991 and a modest increase in entry fees. Please contact either one of us if you have any questions.

Sincerely yours,



Hank Lawson
RADAR Timing Service
12375 Farr Ranch Road
Saratoga, CA 95070
(408) 446-9063



George Black
GB Consulting
440 West Oakwood Blvd.
Redwood City, CA 94061
(415) 368-5464

1992 Bay Area Corporate Relays/Regionals

BUDGET

Income (Entry Fees)

Division I		
8 "A" Teams @ \$325		\$2,600.00
1 "B" Team @ \$200		200.00
5 Events @ \$ 35		175.00
Division II		
6 "A" Teams @ \$275		1,650.00
4 Events @ \$ 35		140.00
Total Income	<hr/>	\$4,765.00

Expenses

Photocopying		\$85.00
Refreshments		
(Captain's meeting)		15.00
Foothill College		1,500.00
Medals		1,100.00
RADAR TS Expenses (a)		150.00
Postage		20.00
Scoring & Administration		1,500.00
Trophies & Engraving		350.00
Shipping (medals & plaques)		45.00
Total Expenses	<hr/>	\$4,765.00

- (a) Including bib numbers, TAC insurance and miscellaneous expenses.

M
 A/S
 24 - Skip Wagstaff
 ('87 Bof A 15:05)
 B/K
 29 - Casey Reinking
 ('87 Lock 15:00)
 C/L
 34 - Brad Hawthorne
 ('87 Chevron 14:31)
 D/TM
 39 - David Garcia
 ('87 Fpd 16:00)
 E/W
 44 - Bill Allman
 ('90 Chevron 16:22)
 F/O
 49 - Jim Reitz
 ('88 ATT 16:19)
 G/P
 54 - Jerry Lewis
 ('87 Lock 17:31)
 H/S
 59 - Ulrich Kaempf
 ('86 HP 17:43)
 I
 99 - Dennis Egler
 ('90 Lock 20:30)
 R
 Wht - Mike Kenny
 ('90 Varian 17:03)

F
 Sheri McCarroll
 ('87 IBM 19:00)
 * Barb Meyers-Acosta
 ('86 Lock 17:47)
 * Beckie Simmie-Kesecker
 ('99 HP 18:12)
 Marilyn Wallach
 ('88 Bof A 17:48)
 Maureen Luca
 ('90 Bof A 19:58)
 Edda Stickle
 ('90 PacTel 20:42)
 Grace Rome
 ('87 IBM 20:34)
 Rita Kerr
 ('90 HP 23:29)
 * Dora Caragion
 ('90 ATST 32:52)
 ↓

M
 A/S
 29 - Mike Kriege
 ('86 ESL 15:20)
 C/L
 39 - Brock Hinemann
 ('90 SRI 15:28)
 E/W
 49 - Bill Clark
 ('88 ESL 16:10)
 G/P
 99 - Bill Mienhardt
 ('90 ESL 16:55)
 I
 Wht Willard Foss
 ('90 Alza 18:47)

F
 Michelle Seck
 ('90 City St 18:28)
 Marge Hanson
 ('89 Syntex 19:10)
 Linda Huber
 ('90 SRI 20:45)
 Betty Fraser-Smith
 ('88 Syntex 21:11)
 Sally Longyear
 ('91 SRI 23:30)

185 - Don't have ind. times (Old Glory Run)
 GE women (open) 17:38
 Lockheed " submaster 18:50 (Sumpter?)
 FRI I (Master) 21:02
 Senior
 Crown 2⁽¹⁾ (master) 20:14
 Senior

186 - Was scored as open/Master/Senior so ages are not entered but here are possible record breakers.

~~(1985) VARIAN (I) Glen Reynolds 32 14:54~~
~~25 in 2/88 ESL (II) Mike Kriege 15:20 (86)~~
~~(1980) Chevron (S) Jim Reitzner 15:26~~
~~PacTel (S) Jim Meyers 15:55~~
~~12/6/83 BE (I) Bill Clark 16:33 master (86)~~
~~ATT (I) Jim Reitz 16:37 master~~

~~Lockheed (S) Barb Acosta 17:47~~
~~HP (I) Beckie Simmie 18:12 80-36 93~~
~~Lockheed (I) Jerry Lewis 18:33 NO~~
~~PacTel (S) Linda Peterson 18:49~~
~~HP (I) Ulrich Kaempf 18:43 6/87 Thomas~~
 8/23/85
 4/2/86 18:12