



The 1988 United States
Corporate Athletics Association

National Track & Field Championships


August 6 & 7
Stanford University

RESULTS

Prepared by:
The Bay Area Corporate Athletic Association



*United States
Corporate Athletics
Association*



Contents

Division I

Team Standings	1
Track Events	
Sub-Masters Distance Relay	2
Women's 800-Meter Team Race	5
3-Lap Sprint	8
Executive Relay	11
Men's Mile Team Race	14
Seniors Relay	17
Women's Relay	20
Sub-Masters Sprint Relay	23
President's Relay	26
Pyramid Relay	29
Masters Plus Relay	32
Distance Medley Relay	35
Sprint Relay	38
Field Events	
Team Jump	41
Team Shot Put	42
Road Races (Placings by Team)	
Men's 5K Team Road Race	43
Women's 5K Team Road Race	51
Men's 10K Team Road Race	59
Women's 10K Team Road Race	66

Division II

Team Standings	73
Track Events	
Men's Mile Team Race	74
Sub-Masters Distance Relay	74
3-Lap Sprint	74
Seniors Relay	75
Women's Relay	75
President's Relay	75
Pyramid Relay	76
Masters Relay	76
Sprint Relay	76
Road Races (Placings by Team)	
Women's 5K Team Road Race	77
Men's 10K Team Road Race	79

Divisions I & II

Road Races (Overall Placings)	
Men's 5K Road Race	82
Women's 5K Road Race	87
Men's 10K Road Race	91
Women's 10K Road Race	97

Division I

TEAM STANDINGS

PL	TEAM NAME	POINTS	TIE BREAKER
01	(01) AT & T	828	19
02	(02) GENERAL ELECTRIC	795	19
03	(22) LOCKHEED	632	17
04	(07) TEXAS INSTR	624	15
05	(04) TENNECO	614	16
06	(09) PACIFIC TELESIS	614	15
07	(08) HEWLETT-PACKARD	605	17
08	(05) HUGHES AIRCRAFT	601	15
09	(03) IBM	600	15
10	(06) US WEST	580	14
11	(17) EXXON	477	09
12	(14) WESTINGHOUSE	471	09
13	(12) DIGITAL	455	09
14	(11) COCA COLA	442	07
15	(13) CIGNA	418	08
16	(16) BANK OF AMERICA	410	05
17	(10) DELTA AIRLINES	378	08
18	(15) TRW	372	06
19	(19) CHEVRON	177	00
20	(18) COORS	161	01
21	(21) KIRTLAND AFB	109	03
22	(23) ROCKWELL	081	01
23	(20) HONEYWELL	021	00
23	(24) NAT'L SEMI	021	00

TEAM NAME & #	1ST PL	TOP 3	TOP 5	TOP 7
(01) AT & T	07	14	17	19
(02) GENERAL ELECTRIC	05	10	15	17
(03) IBM		02	09	12
(04) TENNECO		04	06	08
(05) HUGHES AIRCRAFT	01	03	05	06
(06) US WEST		02	04	08
(07) TEXAS INSTR	01	04	07	10
(08) HEWLETT-PACKARD	01	02	05	09
(09) PACIFIC TELESIS	02	04	05	07
(10) DELTA AIRLINES				01
(11) COCA COLA		01	02	03
(12) DIGITAL		02	04	05
(13) CIGNA			01	03
(14) WESTINGHOUSE			01	05
(15) TRW		01	01	01
(16) BANK OF AMERICA	01	01	01	03
(17) EXXON		01	03	05
(18) COORS				
(19) CHEVRON				
(20) HONEYWELL				
(21) KIRTLAND AFB		01	01	02
(22) LOCKHEED		04	07	08
(23) ROCKWELL	01	01	01	01
(24) NAT'L SEMI				

Division I
TRACK EVENTS

SUB-MAST DIST (I)

FINALS

TIME	TEAM NAME	POINTS
- 10:43.1	(02) GENERAL ELECTRIC	50
- 10:45.5	(09) PACIFIC TELESIS	45
- 10:45.6	(17) EXXON	41
- 10:47.9	(01) AT & T	38
- 10:57.6	(11) COCA COLA	36
- 11:10.6	(08) HEWLETT-PACKARD	35
- 11:11.6	(12) DIGITAL	34
- 11:12.5	(07) TEXAS INSTR	33
- 11:31.0	(05) HUGHES AIRCRAFT	32
- 11:37.0	(22) LOCKHEED	31
- 12:21.8	(04) TENNECO	30
Did not compete	(10) DELTA AIRLINES	29

Division I
TRACK EVENTS

SUB-MAST DIST (I)

QUALIFIERS FOR FINALS

PLACE	TEAM NAME	TIME	POINTS
1	(17) EXXON	10:57.9	
2	(02) GENERAL ELECTRIC	10:58.3	
3	(11) COCA COLA	11:02.5	
4	(22) LOCKHEED	11:17.8	
5	(09) PACIFIC TELESIS	11:20.4	
6	(12) DIGITAL	11:20.6	
7	(10) DELTA AIRLINES	11:22.9	
8	(07) TEXAS INSTR	11:23.5	
9	(08) HEWLETT-PACKARD	11:23.9	
10	(01) AT & T	11:24.4	
11	(04) TENNECO	11:32.9	
12	(05) HUGHES AIRCRAFT	11:34.5	
<hr/>			
13	(24) NAT'L SEMI	11:37.2	21
14	(03) IBM	11:37.9	20
15	(14) WESTINGHOUSE	11:38.8	19
16	(16) BANK OF AMERICA	11:43.0	18
17	(13) CIGNA	12:02.2	17
18	(06) US WEST	12:03.3	16
19	(15) TRW	14:09.8	15

Division I
TRACK EVENTS

SUB-MAST DIST (I)

HEAT 1

TIME	TEAM NAME
- 10:57.9	(17) EXXON
- 10:58.3	(02) GENERAL ELECTRIC
- 11:02.5	(11) COCA COLA
- 11:17.8	(22) LOCKHEED
- 11:22.9	(10) DELTA AIRLINES
- 11:23.5	(07) TEXAS INSTR
- 11:37.9	(03) IBM
- 11:38.8	(14) WESTINGHOUSE
- 12:02.2	(13) CIGNA
- 12:03.3	(06) US WEST

HEAT 2

TIME	TEAM NAME
- 11:20.4	(09) PACIFIC TELESIS
- 11:20.6	(12) DIGITAL
- 11:23.9	(08) HEWLETT-PACKARD
- 11:24.4	(01) AT & T
- 11:32.9	(04) TENNECO
- 11:34.5	(05) HUGHES AIRCRAFT
- 11:37.2	(24) NAT'L SEMI
- 11:43.0	(16) BANK OF AMERICA
- 14:09.8	(15) TRW

Division I
TRACK EVENTS

WOMEN'S 800 M (I)

FINALS

PL	TIME/PTS	SPLITS	TEAM NAME	PTS
01	- 04:34.9 /	02:14.1 / 02:20.8 /	(01) AT & T	50
02	- 04:36.8 /	02:10.8 / 02:26.0 /	(21) KIRTLAND AFB	45
03	- 04:41.2 /	02:14.4 / 02:26.8 /	(22) LOCKHEED	41
04	- 04:42.6 /	02:18.9 / 02:23.7 /	(03) IBM	38
05	- 04:43.9 /	02:21.4 / 02:22.5 /	(08) HEWLETT-PACKARD	36
06	- 04:47.4 /	02:21.9 / 02:25.5 /	(07) TEXAS INSTR	35
07	- 04:53.6 /	02:21.1 / 02:32.5 /	(02) GENERAL ELECTRIC	34
08	- 05:01.1 /	02:29.4 / 02:31.7 /	(14) WESTINGHOUSE	33
09	- 05:02.0 /	02:23.3 / 02:38.7 /	(05) HUGHES AIRCRAFT	32
10	- 05:02.4 /	02:30.9 / 02:31.5 /	(12) DIGITAL	31
11	- 05:19.8 /	02:39.4 / 02:40.4 /	(09) PACIFIC TELESIS	30
12	- 05:20.1 /	02:35.3 / 02:44.8 /	(04) TENNECO	29

Division I
TRACK EVENTS

WOMEN'S 800 M (I)

QUALIFIERS FOR FINALS

PLACE	TEAM NAME	TIME	
1	(22) LOCKHEED	04:42.7	
2	(21) KIRTLAND AFB	04:42.8	
3	(07) TEXAS INSTR	04:43.6	
4	(08) HEWLETT-PACKARD	04:44.6	
5	(01) AT & T	04:45.0	
6	(03) IBM	04:45.3	
7	(02) GENERAL ELECTRIC	04:50.5	
8	(05) HUGHES AIRCRAFT	04:52.5	
9	(04) TENNECO	04:55.9	
10	(09) PACIFIC TELESIS	04:58.9	
11	(12) DIGITAL	04:59.5	
12	(14) WESTINGHOUSE	04:59.5	
<hr/>			POINTS
13	(15) TRW	05:02.6	21
14	(16) BANK OF AMERICA	05:18.3	20
15	(11) COCA COLA	05:21.5	19
16	(17) EXXON	05:22.7	18
17	(06) US WEST	05:35.2	17
18	(13) CIGNA	05:58.0	16
19	(10) DELTA AIRLINES	06:52.9	15

Division I
TRACK EVENTS

WOMEN'S 800 M (I)

HEAT 1

PL	TIME/PTS	SPLITS	TEAM NAME
01	- 04:42.7	/ 02:18.3 / 02:24.4 /	(22) LOCKHEED
02	- 04:42.8	/ 02:13.3 / 02:29.5 /	(21) KIRTLAND AFB
03	- 04:43.6	/ 02:21.4 / 02:22.2 /	(07) TEXAS INSTR
04	- 05:02.6	/ 02:31.2 / 02:31.4 /	(15) TRW
05	- 05:21.5	/ 02:30.9 / 02:50.6 /	(11) COCA COLA
06	- 05:58.0	/ 02:56.1 / 03:01.9 /	(13) CIGNA
07	- 06:52.9	/ 03:26.3 / 03:26.6 /	(10) DELTA AIRLINES

HEAT 2

PL	TIME/PTS	SPLITS	TEAM NAME
01	- 04:45.0	/ 02:18.4 / 02:26.6 /	(01) AT & T
02	- 04:52.5	/ 02:26.1 / 02:26.4 /	(05) HUGHES AIRCRAFT.
03	- 04:59.5	/ 02:26.8 / 02:32.7 /	(12) DIGITAL
03	- 04:59.5	/ 02:28.7 / 02:30.8 /	(14) WESTINGHOUSE
05	- 05:35.2	/ 02:46.7 / 02:48.5 /	(06) US WEST

HEAT 3

PL	TIME/PTS	SPLITS	TEAM NAME
01	- 04:44.6	/ 02:20.9 / 02:23.7 /	(08) HEWLETT-PACKARD
02	- 04:45.3	/ 02:21.9 / 02:23.4 /	(03) IBM
03	- 04:50.5	/ 02:21.2 / 02:29.3 /	(02) GENERAL ELECTRIC
04	- 04:55.9	/ 02:24.4 / 02:31.5 /	(04) TENNECO
05	- 04:58.9	/ 02:24.9 / 02:34.0 /	(09) PACIFIC TELESIS
06	- 05:18.3	/ 02:35.0 / 02:43.3 /	(16) BANK OF AMERICA
07	- 05:22.7	/ 02:33.5 / 02:49.2 /	(17) EXXON

Division I
TRACK EVENTS

3 LAP SPRINT (I)

FINALS

TIME	TEAM NAME	POINTS
- 02:27.8	(09) PACIFIC TELESIS	50
- 02:28.5	(05) HUGHES AIRCRAFT	45
- 02:29.4	(04) TENNECO	41
- 02:29.6	(07) TEXAS INSTR	38
- 02:31.6	(02) GENERAL ELECTRIC	36
- 02:32.2	(01) AT & T	35
- 02:33.0	(16) BANK OF AMERICA	34
- 02:33.1	(03) IBM	33
- 02:34.5	(08) HEWLETT-PACKARD	32
- 02:34.9	(15) TRW	31
- 02:35.5	(21) KIRTLAND AFB	30
- 02:43.7	(17) EXXON	29

Division I
TRACK EVENTS

3 LAP SPRINT (I)

QUALIFIERS FOR FINALS

PLACE	TEAM NAME	TIME	POINTS
1	(09) PACIFIC TELESIS	02:28.7	
2	(07) TEXAS INSTR	02:29.9	
3	(01) AT & T	02:30.8	
4	(04) TENNECO	02:32.9	
5	(16) BANK OF AMERICA	02:33.0	
6	(03) IBM	02:34.0	
7	(02) GENERAL ELECTRIC	02:34.1	
8	(17) EXXON	02:34.3	
9	(05) HUGHES AIRCRAFT	02:34.4	
10	(08) HEWLETT-PACKARD	02:34.8	
11	(15) TRW	02:35.7	
12	(21) KIRTLAND AFB	02:35.9	
13	(10) DELTA AIRLINES	02:36.5	21
14	(12) DIGITAL	02:36.9	20
15	(06) US WEST	02:37.4	19
16	(18) COORS	02:39.3	18
17	(22) LOCKHEED	02:42.4	17
18	(14) WESTINGHOUSE	02:42.9	16
19	(11) COCA COLA	02:44.4	15
20	(19) CHEVRON	03:07.2	14
21	(13) CIGNA	Disqualified	

(scores 1 participation point) 9/5/88

Division I
TRACK EVENTS
3 LAP SPRINT (I)

HEAT 1

TIME	TEAM NAME
- 02:28.7	(09) PACIFIC TELESIS
- 02:29.9	(07) TEXAS INSTR
- 02:30.8	(01) AT & T
- 02:35.9	(21) KIRTLAND AFB
- 02:39.3	(18) COORS
- 03:07.2	(19) CHEVRON

HEAT 2

TIME	TEAM NAME
- 02:34.0	(03) IBM
- 02:34.1	(02) GENERAL ELECTRIC
- 02:34.3	(17) EXXON
- 02:37.4	(06) US WEST
- 02:42.9	(14) WESTINGHOUSE

HEAT 3

TIME	TEAM NAME
- 02:32.9	(04) TENNECO
- 02:33.0	(16) BANK OF AMERICA
- 02:34.8	(08) HEWLETT-PACKARD
- 02:36.9	(12) DIGITAL
- 02:42.4	(22) LOCKHEED

HEAT 4

TIME	TEAM NAME
- 02:34.4	(05) HUGHES AIRCRAFT
- 02:35.7	(15) TRW
- 02:36.5	(10) DELTA AIRLINES
- 02:44.4	(11) COCA COLA
Disqualified	(13) CIGNA

Division I
TRACK EVENTS

EXECUTIVE RELAY (I)

FINALS

TIME	TEAM NAME	POINTS
- 17:13.6	(07) TEXAS INSTR	50
- 17:25.9	(01) AT & T	45
- 17:31.8	(09) PACIFIC TELESIS	41
- 17:43.8	(02) GENERAL ELECTRIC	38
- 17:44.3	(12) DIGITAL	36
- 18:14.9	(14) WESTINGHOUSE	35
- 18:19.1	(06) US WEST	34
- 18:51.2	(04) TENNECO	33
- 18:54.0	(03) IBM	32
- 19:04.6	(05) HUGHES AIRCRAFT	31
- 19:13.8	(08) HEWLETT-PACKARD	30
- 19:45.2	(15) TRW	29

Division I
TRACK EVENTS

EXECUTIVE RELAY (I)

QUALIFIERS FOR FINALS

PLACE	TEAM NAME	TIME	POINTS
1	(01) AT & T	17:37.6	
2	(07) TEXAS INSTR	18:00.8	
3	(02) GENERAL ELECTRIC	18:01.4	
4	(09) PACIFIC TELESIS	18:06.6	
5	(12) DIGITAL	18:12.3	
6	(06) US WEST	18:20.2	
7	(14) WESTINGHOUSE	18:38.4	
8	(04) TENNECO	18:39.8	
9	(03) IBM	18:53.7	
10	(05) HUGHES AIRCRAFT	19:07.3	
11	(15) TRW	19:19.3	
12	(08) HEWLETT-PACKARD	19:20.5	
<hr/>			
13	(11) COCA COLA	19:57.9	21
14	(19) CHEVRON	19:58.1	20
15	(13) CIGNA	20:00.4	19
16	(17) EXXON	20:41.0	18
17	(22) LOCKHEED	20:43.5	17

Division I
TRACK EVENTS

EXECUTIVE RELAY (I)

HEAT 1

TIME	TEAM NAME
- 18:00.8	(07) TEXAS INSTR
- 18:12.3	(12) DIGITAL
- 18:20.2	(06) US WEST
- 18:38.4	(14) WESTINGHOUSE
- 18:39.8	(04) TENNECO
- 19:07.3	(05) HUGHES AIRCRAFT
- 19:19.3	(15) TRW
- 19:57.9	(11) COCA COLA
- 20:43.5	(22) LOCKHEED

HEAT 2

TIME	TEAM NAME
- 17:37.6	(01) AT & T
- 18:01.4	(02) GENERAL ELECTRIC
- 18:06.6	(09) PACIFIC TELESIS
- 18:53.7	(03) IBM
- 19:20.5	(08) HEWLETT-PACKARD
- 19:58.1	(19) CHEVRON
- 20:00.4	(13) CIGNA
- 20:41.0	(17) EXXON

Division I
TRACK EVENTS

MEN'S MILE

(I)

FINALS

PL	TIME/PTS	SPLITS	TEAM NAME
01	- 08:25.6 /	04:09.7 / 04:15.9 /	(02) GENERAL ELECTRIC
02	- 08:29.3 /	04:13.0 / 04:16.3 /	(15) TRW
03	- 08:34.1 /	04:08.2 / 04:25.9 /	(12) DIGITAL
04	- 08:34.4 /	04:16.9 / 04:17.5 /	(01) AT & T
05	- 08:36.2 /	04:18.0 / 04:18.2 /	(22) LOCKHEED
06	- 08:42.7 /	04:18.9 / 04:23.8 /	(14) WESTINGHOUSE
07	- 08:42.8 /	04:15.1 / 04:27.7 /	(03) IBM
08	- 08:43.0 /	04:21.4 / 04:21.6 /	(06) US WEST
09	- 08:51.6 /	04:25.3 / 04:26.3 /	(17) EXXON
10	- 08:55.9 /	04:24.6 / 04:31.3 /	(10) DELTA AIRLINES
11	- 09:08.5 /	04:28.8 / 04:39.7 /	(08) HEWLETT-PACKARD
12	- 09:19.8 /	04:32.8 / 04:47.0 /	(05) HUGHES AIRCRAFT

Division I
TRACK EVENTS

MEN'S MILE (I)

QUALIFIERS FOR FINALS

PLACE	TEAM NAME	TIME	POINTS
1	(14) WESTINGHOUSE	08:46.2	
2	(10) DELTA AIRLINES	08:48.5	
3	(02) GENERAL ELECTRIC	08:49.3	
4	(22) LOCKHEED	08:49.4	
5	(17) EXXON	08:51.3	
6	(01) AT & T	08:53.5	
7	(15) TRW	08:55.1	
8	(12) DIGITAL	08:55.5	
9	(08) HEWLETT-PACKARD	08:55.5	
10	(05) HUGHES AIRCRAFT	08:55.7	
11	(03) IBM	08:56.6	
12	(06) US WEST	09:02.0	
<hr/>			
13	(20) HONEYWELL	09:02.1	21
14	(09) PACIFIC TELESIS	09:03.7	20
15	(07) TEXAS INSTR	09:10.6	19
16	(16) BANK OF AMERICA	09:13.9	18
17	(13) CIGNA	09:23.7	17
18	(04) TENNECO	09:43.1	16
19	(11) COCA COLA	09:45.4	15
20	(19) CHEVRON	11:52.8	14

Division I
TRACK EVENTS

MEN'S MILE (I)

HEAT 1

PL	TIME/PTS	SPLITS	TEAM NAME
01	- 08:48.5	/ 04:23.2 / 04:25.3	(10) DELTA AIRLINES
02	- 08:49.3	/ 04:24.3 / 04:25.0	(02) GENERAL ELECTRIC
03	- 08:55.1	/ 04:23.5 / 04:31.6	(15) TRW
04	- 08:55.5	/ 04:21.2 / 04:34.3	(12) DIGITAL
05	- 09:10.6	/ 04:29.9 / 04:40.7	(07) TEXAS INSTR
06	- 09:43.1	/ 04:48.3 / 04:54.8	(04) TENNECO

HEAT 2

PL	TIME/PTS	SPLITS	TEAM NAME
01	- 08:49.4	/ 04:22.7 / 04:26.7	(22) LOCKHEED
02	- 08:55.7	/ 04:22.4 / 04:33.3	(05) HUGHES AIRCRAFT
03	- 08:56.6	/ 04:21.0 / 04:35.6	(03) IBM
04	- 09:02.0	/ 04:22.1 / 04:39.9	(06) US WEST
05	- 09:03.7	/ 04:23.0 / 04:40.7	(09) PACIFIC TELESIS
06	- 09:13.9	/ 04:34.2 / 04:39.7	(16) BANK OF AMERICA
07	- 09:45.4	/ 04:36.9 / 05:08.5	(11) COCA COLA

HEAT 3

PL	TIME/PTS	SPLITS	TEAM NAME
01	- 08:46.2	/ 04:19.0 / 04:27.2	(14) WESTINGHOUSE
02	- 08:51.3	/ 04:23.5 / 04:27.8	(17) EXXON
03	- 08:53.5	/ 04:23.7 / 04:29.8	(01) AT & T
04	- 08:55.5	/ 04:24.2 / 04:31.3	(08) HEWLETT-PACKARD
05	- 09:02.1	/ 04:23.2 / 04:38.9	(20) HONEYWELL
06	- 09:23.7	/ 04:41.5 / 04:42.2	(13) CIGNA
07	- 11:52.8	/ 05:38.0 / 06:14.8	(19) CHEVRON

Division I
TRACK EVENTS

SENIOR'S RELAY (I)

FINALS

TIME	TEAM NAME	POINTS
- 03:14.3	(01) AT & T	50
- 03:14.5	(22) LOCKHEED	45
- 03:18.9	(03) IBM	41
- 03:19.6	(02) GENERAL ELECTRIC	38
- 03:21.2	(08) HEWLETT-PACKARD	36
- 03:23.1	(06) US WEST	35
- 03:24.3	(14) WESTINGHOUSE	34
- 03:25.8	(11) COCA COLA	33
- 03:26.2	(04) TENNECO	32
- 03:26.5	(05) HUGHES AIRCRAFT	31
- 03:30.0	(16) BANK OF AMERICA	30
- 03:34.1	(09) PACIFIC TELESIS	29

Division I
TRACK EVENTS

SENIOR'S RELAY (I)

QUALIFIERS FOR FINALS

PLACE	TEAM NAME	TIME	POINTS
1	(03) IBM	03:18.2	
2	(22) LOCKHEED	03:18.5	
3	(01) AT & T	03:23.0	
4	(14) WESTINGHOUSE	03:25.4	
5	(08) HEWLETT-PACKARD	03:26.3	
6	(02) GENERAL ELECTRIC	03:27.7	
7	(04) TENNECO	03:28.3	
8	(06) US WEST	03:28.8	
9	(11) COCA COLA	03:30.1	
10	(05) HUGHES AIRCRAFT	03:30.8	
11	(16) BANK OF AMERICA	03:31.8	
12	(09) PACIFIC TELESIS	03:32.4	
<hr/>			
13	(07) TEXAS INSTR	03:36.9	21
14	(19) CHEVRON	03:40.7	20
15	(15) TRW	03:43.1	19
16	(10) DELTA AIRLINES	03:51.7	18
17	(17) EXXON	04:17.7	17

Division I
TRACK EVENTS

SENIOR'S RELAY (I)

HEAT 1

TIME	TEAM NAME
- 03:18.2	(03) IBM
- 03:18.5	(22) LOCKHEED
- 03:23.0	(01) AT & T
- 03:25.4	(14) WESTINGHOUSE
- 03:31.8	(16) BANK OF AMERICA
- 03:32.4	(09) PACIFIC TELESIS
- 03:36.9	(07) TEXAS INSTR
- 03:40.7	(19) CHEVRON
- 03:43.1	(15) TRW

HEAT 2

TIME	TEAM NAME
- 03:26.3	(08) HEWLETT-PACKARD
- 03:27.7	(02) GENERAL ELECTRIC
- 03:28.3	(04) TENNECO
- 03:28.8	(06) US WEST
- 03:30.1	(11) COCA COLA
- 03:30.8	(05) HUGHES AIRCRAFT
- 03:51.7	(10) DELTA AIRLINES
- 04:17.7	(17) EXXON

Division I
TRACK EVENTS

WOMEN'S RELAY (I)

FINALS

TIME	TEAM NAME	POINTS
- 04:20.1	(01) AT & T	50
- 04:24.5	(03) IBM	45
- 04:26.0	(05) HUGHES AIRCRAFT	41
- 04:27.1	(22) LOCKHEED	38
- 04:32.6	(04) TENNECO	36
- 04:33.5	(08) HEWLETT-PACKARD	35
- 04:37.3	(02) GENERAL ELECTRIC	34
- 04:41.4	(13) CIGNA	33
- 04:44.4	(07) TEXAS INSTR	32
- 04:46.5	(12) DIGITAL	31
- 04:48.4	(06) US WEST	30
- 04:50.7	(14) WESTINGHOUSE	29
- 04:52.2	(17) EXXON	21

Division I
TRACK EVENTS

WOMEN'S RELAY (I)

QUALIFIERS FOR FINALS

PLACE	TEAM NAME	TIME	
1	(22) LOCKHEED	04:28.2	
2	(01) AT & T	04:28.7	
3	(03) IBM	04:30.4	
4	(04) TENNECO	04:33.8	
5	(08) HEWLETT-PACKARD	04:34.0	
6	(05) HUGHES AIRCRAFT	04:34.3	
7	(07) TEXAS INSTR	04:38.7	
8	(02) GENERAL ELECTRIC	04:39.3	
9	(06) US WEST	04:42.7	
10	(12) DIGITAL	04:48.5	
11	(17) EXXON	04:52.2	
12	(14) WESTINGHOUSE	04:56.9	
13	(13) CIGNA	04:56.9	
<hr/>			
14	(09) PACIFIC TELESIS	05:04.7	POINTS 20
15	(16) BANK OF AMERICA	05:07.1	19
16	(11) COCA COLA	05:33.1	18

Division I
TRACK EVENTS

WOMEN'S RELAY (I)

HEAT 1

TIME	TEAM NAME
- 04:28.2	(22) LOCKHEED
- 04:30.4	(03) IBM
- 04:38.7	(07) TEXAS INSTR
- 04:39.3	(02) GENERAL ELECTRIC
- 04:42.7	(06) US WEST
- 04:48.5	(12) DIGITAL
- 04:56.9	(14) WESTINGHOUSE
- 05:07.1	(16) BANK OF AMERICA
- 05:33.1	(11) COCA COLA

HEAT 2

TIME	TEAM NAME
- 04:28.7	(01) AT & T
- 04:33.8	(04) TENNECO
- 04:34.0	(08) HEWLETT-PACKARD
- 04:34.3	(05) HUGHES AIRCRAFT
- 04:52.2	(17) EXXON
- 04:56.9	(13) CIGNA
- 05:04.7	(09) PACIFIC TELESIS

Division I
TRACK EVENTS

SUB-MAST SPRINT (I)

FINALS

TIME	TEAM NAME	POINTS
- 03:41.8	(01) AT & T	50
- 03:42.0	(02) GENERAL ELECTRIC	45
- 03:42.2	(11) COCA COLA	41
- 03:42.6	(03) IBM	38
- 03:44.3	(09) PACIFIC TELESIS	36
- 03:46.3	(17) EXXON	35
- 03:49.2	(08) HEWLETT-PACKARD	34
- 03:52.3	(06) US WEST	33
- 03:55.1	(07) TEXAS INSTR	32
- 04:00.0	(18) COORS	31
- 04:03.5	(22) LOCKHEED	30
- 04:10.4	(05) HUGHES AIRCRAFT	29

Division I
TRACK EVENTS

SUB-MAST SPRINT (I)

QUALIFIERS FOR FINALS

PLACE	TEAM NAME	TIME	POINTS
1	(11) COCA COLA	03:46.8	
2	(03) IBM	03:47.6	
3	(02) GENERAL ELECTRIC	03:48.9	
4	(09) PACIFIC TELESIS	03:50.3	
5	(08) HEWLETT-PACKARD	03:51.3	
6	(01) AT & T	03:51.7	
7	(17) EXXON	03:52.0	
8	(22) LOCKHEED	03:53.6	
9	(18) COORS	03:57.7	
10	(07) TEXAS INSTR	03:59.3	
11	(05) HUGHES AIRCRAFT	04:01.0	
12	(06) US WEST	04:01.1	
<hr/>			
13	(14) WESTINGHOUSE	04:02.7	21
14	(16) BANK OF AMERICA	04:04.4	20
15	(04) TENNECO	04:05.1	19
16	(10) DELTA AIRLINES	04:06.0	18
17	(12) DIGITAL	04:06.9	17
18	(15) TRW	04:20.5	16
19	(19) CHEVRON	04:29.9	15
20	(13) CIGNA	04:36.1	14

Division I
TRACK EVENTS

SUB-MAST SPRINT (I)

HEAT 1

TIME	TEAM NAME
- 03:57.7	(18) COORS
- 04:01.0	(05) HUGHES AIRCRAFT
- 04:02.7	(14) WESTINGHOUSE
- 04:04.4	(16) BANK OF AMERICA
- 04:06.0	(10) DELTA AIRLINES

HEAT 2

TIME	TEAM NAME
- 03:48.9	(02) GENERAL ELECTRIC
- 03:51.3	(08) HEWLETT-PACKARD
- 03:52.0	(17) EXXON
- 04:05.1	(04) TENNECO
- 04:36.1	(13) CIGNA

HEAT 3

TIME	TEAM NAME
- 03:47.6	(03) IBM
- 03:50.3	(09) PACIFIC TELESIS
- 04:06.9	(12) DIGITAL
- 04:20.5	(15) TRW
- 04:29.9	(19) CHEVRON

HEAT 4

TIME	TEAM NAME
- 03:46.8	(11) COCA COLA
- 03:51.7	(01) AT & T
- 03:53.6	(22) LOCKHEED
- 03:59.3	(07) TEXAS INSTR
- 04:01.1	(06) US WEST

Division I
TRACK EVENTS

PRESIDENT RELAY (I)

FINALS

TIME	TEAM NAME	POINTS
- 08:04.6	(16) BANK OF AMERICA	50
- 08:09.4	(06) US WEST	45
- 08:32.4	(07) TEXAS INSTR	41
- 08:35.8	(17) EXXON	38
- 08:42.1	(04) TENNECO	36
- 08:53.5	(11) COCA COLA	35
- 09:01.6	(01) AT & T	34
- 09:02.9	(13) CIGNA	33
- 09:21.7	(02) GENERAL ELECTRIC	32
- 09:36.8	(05) HUGHES AIRCRAFT	31
- 09:57.9	(09) PACIFIC TELESIS	30
- 10:06.8	(22) LOCKHEED	29

Division I
TRACK EVENTS

PRESIDENT RELAY (I)

QUALIFIERS FOR FINALS

PLACE	TEAM NAME	TIME
1	(16) BANK OF AMERICA	08:30.9
2	(06) US WEST	08:34.9
3	(17) EXXON	08:40.8
4	(07) TEXAS INSTR	08:54.0
5	(04) TENNECO	08:54.4
6	(11) COCA COLA	08:55.6
7	(01) AT & T	09:09.7
8	(13) CIGNA	09:13.4
9	(02) GENERAL ELECTRIC	09:21.1
10	(05) HUGHES AIRCRAFT	09:28.6
11	(09) PACIFIC TELESIS	09:57.7
12	(22) LOCKHEED	10:11.8

Division I
TRACK EVENTS

PRESIDENT RELAY (I)

HEAT 1

TIME	TEAM NAME
- 08:34.9	(06) US WEST
- 08:54.0	(07) TEXAS INSTR
- 09:09.7	(01) AT & T
- 09:13.4	(13) CIGNA
- 09:57.7	(09) PACIFIC TELESIS
- 10:11.8	(22) LOCKHEED

HEAT 2

TIME	TEAM NAME
- 08:30.9	(16) BANK OF AMERICA
- 08:40.8	(17) EXXON
- 08:54.4	(04) TENNECO
- 08:55.6	(11) COCA COLA
- 09:21.1	(02) GENERAL ELECTRIC
- 09:28.6	(05) HUGHES AIRCRAFT

Division I
TRACK EVENTS

PYRAMID RELAY (I)

FINALS

TIME	TEAM NAME	POINTS
- 09:03.1	(08) HEWLETT-PACKARD	50
- 09:08.9	(02) GENERAL ELECTRIC	45
- 09:09.1	(01) AT & T	41
- 09:16.2	(03) IBM	38
- 09:20.3	(14) WESTINGHOUSE	36
- 09:33.2	(04) TENNECO	35
- 09:35.2	(07) TEXAS INSTR	34
- 09:35.3	(17) EXXON	33
- 09:39.5	(09) PACIFIC TELESIS	32
- 09:41.5	(22) LOCKHEED	31
- 09:48.2	(05) HUGHES AIRCRAFT	30
- 10:15.7	(11) COCA COLA	29

Division I
TRACK EVENTS

PYRAMID RELAY (I)

QUALIFIERS FOR FINALS

PLACE	TEAM NAME	TIME	
1	(03) IBM	09:25.2	
2	(08) HEWLETT-PACKARD	09:25.5	
3	(14) WESTINGHOUSE	09:25.9	
4	(01) AT & T	09:27.1	
5	(02) GENERAL ELECTRIC	09:29.3	
6	(11) COCA COLA	09:35.9	
7	(22) LOCKHEED	09:37.4	
8	(17) EXXON	09:37.5	
9	(04) TENNECO	09:38.8	
10	(09) PACIFIC TELESIS	09:41.1	
11	(07) TEXAS INSTR	09:46.9	
12	(05) HUGHES AIRCRAFT	09:51.1	
<hr/>			POINTS
13	(06) US WEST	09:59.5	21
14	(18) COORS	10:07.0	20
15	(12) DIGITAL	10:08.3	19
16	(13) CIGNA	10:15.8	18
17	(16) BANK OF AMERICA	10:27.1	17
18	(19) CHEVRON	10:43.6	16

Division I TRACK EVENTS

PYRAMID RELAY (I)

HEAT 1

TIME	TEAM NAME
- 09:25.2	(03) IBM
- 09:25.5	(08) HEWLETT-PACKARD
- 09:27.1	(01) AT & T
- 09:37.4	(22) LOCKHEED
- 09:51.1	(05) HUGHES AIRCRAFT
- 09:59.5	(06) US WEST
- 10:08.3	(12) DIGITAL
- 10:27.1	(16) BANK OF AMERICA

HEAT 2

TIME	TEAM NAME
- 09:25.9	(14) WESTINGHOUSE
- 09:29.3	(02) GENERAL ELECTRIC
- 09:35.9	(11) COCA COLA
- 09:37.5	(17) EXXON
- 09:38.8	(04) TENNECO
- 09:41.1	(09) PACIFIC TELESIS
- 09:46.9	(07) TEXAS INSTR
- 10:07.0	(18) COORS
- 10:15.8	(13) SIGNA
- 10:43.6	(19) CHEVRON

Division I
TRACK EVENTS

MASTER RELAY + (I)

FINALS

TIME	TEAM NAME	POINTS
- 05:54.5	(01) AT & T	50
- 06:03.7	(07) TEXAS INSTR	45
- 06:08.6	(06) US WEST	41
- 06:14.6	(02) GENERAL ELECTRIC	38
- 06:15.0	(05) HUGHES AIRCRAFT	36
- 06:18.2	(03) IBM	35
- 06:19.9	(10) DELTA AIRLINES	34
- 06:24.8	(08) HEWLETT-PACKARD	33
- 06:33.4	(14) WESTINGHOUSE	32
- 06:35.1	(22) LOCKHEED	31
- 06:36.6	(09) PACIFIC TELESIS	30
- 06:38.6	(15) TRW	29

Division I
TRACK EVENTS

MASTER RELAY + (I)

QUALIFIERS FOR FINALS

PLACE	TEAM NAME	TIME	POINTS
1	(03) IBM	06:17.8	
2	(07) TEXAS INSTR	06:20.4	
3	(01) AT & T	06:20.4	
4	(02) GENERAL ELECTRIC	06:25.8	
5	(09) PACIFIC TELESIS	06:26.3	
6	(14) WESTINGHOUSE	06:26.7	
7	(15) TRW	06:27.0	
8	(22) LOCKHEED	06:28.5	
9	(08) HEWLETT-PACKARD	06:29.5	
10	(05) HUGHES AIRCRAFT	06:30.2	
11	(10) DELTA AIRLINES	06:30.8	
12	(06) US WEST	06:31.1	
<hr/>			
13	(04) TENNECO	06:42.4	21
14	(11) COCA COLA	06:55.2	20
15	(17) EXXON	06:58.5	19
16	(13) CIGNA	07:03.1	18
17	(16) BANK OF AMERICA	07:03.3	17
18	(19) CHEVRON	07:14.3	16
19	(12) DIGITAL	07:16.6	15

Division I
TRACK EVENTS

MASTER RELAY + (I)

HEAT 1

TIME	TEAM NAME
- 06:17.8	(03) IBM
- 06:20.4	(07) TEXAS INSTR
- 06:26.3	(09) PACIFIC TELESIS
- 06:30.2	(05) HUGHES AIRCRAFT
- 06:31.1	(06) US WEST
- 06:55.2	(11) COCA COLA
- 07:03.1	(13) CIGNA
- 07:03.3	(16) BANK OF AMERICA
- 07:14.3	(19) CHEVRON

HEAT 2

TIME	TEAM NAME
- 06:20.4	(01) AT & T
- 06:25.8	(02) GENERAL ELECTRIC
- 06:26.7	(14) WESTINGHOUSE
- 06:27.0	(15) TRW
- 06:28.5	(22) LOCKHEED
- 06:29.5	(08) HEWLETT-PACKARD
- 06:30.8	(10) DELTA AIRLINES
- 06:42.4	(04) TENNECO
- 06:58.5	(17) EXXON
- 07:16.6	(12) DIGITAL

Division I
TRACK EVENTS

DISTANCE MED RE (I)**FINALS**

TIME	TEAM NAME	POINTS
- 25:21.9	(23) ROCKWELL	50
- 25:49.0	(22) LOCKHEED	45
- 26:03.3	(01) AT & T	41
- 26:07.1	(03) IBM	38
- 26:09.0	(12) DIGITAL	36
- 26:13.4	(17) EXXON	35
- 26:20.9	(21) KIRTLAND AFB	34
- 26:21.6	(15) TRW	33
- 26:21.8	(02) GENERAL ELECTRIC	32
- 26:49.7	(10) DELTA AIRLINES	31
- 27:25.7	(08) HEWLETT-PACKARD	30
- 29:51.9	(04) TENNECO	29

Division I
TRACK EVENTS

DISTANCE MED REL (I)

QUALIFIERS FOR FINALS

PLACE	TEAM NAME	TIME	POINTS
1	(01) AT & T	26:42.5	
2	(12) DIGITAL	26:42.8	
3	(03) IBM	26:45.3	
4	(23) ROCKWELL	26:46.7	
5	(15) TRW	26:48.4	
6	(08) HEWLETT-PACKARD	26:59.6	
7	(02) GENERAL ELECTRIC	26:59.9	
8	(22) LOCKHEED	27:00.1	
9	(17) EXXON	27:02.9	
10	(10) DELTA AIRLINES	27:03.1	
11	(21) KIRTLAND AFB	27:12.4	
12	(04) TENNECO	27:18.7	
<hr/>			
13	(05) HUGHES AIRCRAFT	27:40.2	21
14	(13) CIGNA	27:41.6	20
15	(14) WESTINGHOUSE	28:01.2	19
16	(07) TEXAS INSTR	28:07.6	18
17	(09) PACIFIC TELESIS	28:17.4	17
18	(06) US WEST	28:54.8	16
19	(11) COCA COLA	29:32.8	15
20	(19) CHEVRON	34:14.7	14

Division I
TRACK EVENTS

DISTANCE MED RE (I)

HEAT 1

TIME	TEAM NAME
- 26:42.5	(01) AT & T
- 26:42.8	(12) DIGITAL
- 27:02.9	(17) EXXON
- 27:18.7	(04) TENNECO
- 27:40.2	(05) HUGHES AIRCRAFT
- 28:01.2	(14) WESTINGHOUSE
- 28:07.6	(07) TEXAS INSTR
- 28:54.8	(06) US WEST
- 29:32.8	(11) COCA COLA

HEAT 2

TIME	TEAM NAME
- 26:45.3	(03) IBM
- 26:46.7	(23) ROCKWELL
- 26:48.4	(15) TRW
- 26:59.6	(08) HEWLETT-PACKARD
- 26:59.9	(02) GENERAL ELECTRIC
- 27:00.1	(22) LOCKHEED
- 27:03.1	(10) DELTA AIRLINES
- 27:12.4	(21) KIRTLAND AFB
- 27:41.6	(13) CIGNA
- 28:17.4	(09) PACIFIC TELESIS
- 34:14.7	(19) CHEVRON

Division I
TRACK EVENTS

SPRINT RELAY (I)

FINALS

TIME	TEAM NAME	POINTS
- 03:20.4	(05) HUGHES AIRCRAFT	50
- 03:21.3	(02) GENERAL ELECTRIC	45
- 03:21.7	(04) TENNECO	41
- 03:23.0	(01) AT & T	38
- 03:24.5	(07) TEXAS INSTR	36
- 03:24.7	(09) PACIFIC TELESIS	35
- 03:25.0	(06) US WEST	34
- 03:27.3	(16) BANK OF AMERICA	33
- 03:30.7	(15) TRW	32
- 03:31.1	(08) HEWLETT-PACKARD	31
- 03:52.7	(22) LOCKHEED	30
Did not compete	(03) IBM	29

Division I
TRACK EVENTS

SPRINT RELAY (I)

QUALIFIERS FOR FINALS

PLACE	TEAM NAME	TIME	POINTS
1	(03) IBM	03:25.0	
2	(04) TENNECO	03:25.3	
3	(05) HUGHES AIRCRAFT	03:25.8	
4	(09) PACIFIC TELESIS	03:26.8	
5	(22) LOCKHEED	03:27.2	
6	(07) TEXAS INSTR	03:27.5	
7	(01) AT & T	03:27.9	
8	(08) HEWLETT-PACKARD	03:28.7	
9	(06) US WEST	03:29.6	
10	(02) GENERAL ELECTRIC	03:31.0	
11	(16) BANK OF AMERICA	03:31.7	
12	(15) TRW	03:32.0	
<hr/>			
13	(18) COORS	03:33.7	21
14	(10) DELTA AIRLINES	03:34.3	20
15	(11) COCA COLA	03:35.2	19
16	(14) WESTINGHOUSE	03:37.6	18
17	(12) DIGITAL	03:40.5	17
18	(17) EXXON	03:48.5	16
19	(13) CIGNA	03:56.0	15
20	(19) CHEVRON	04:08.2	14

Division I
TRACK EVENTS
SPRINT RELAY (I)

HEAT 1

TIME	TEAM NAME
- 03:25.0	(03) IBM
- 03:27.9	(01) AT & T
- 03:33.7	(18) COORS
- 03:56.0	(13) CIGNA
- 04:08.2	(19) CHEVRON

HEAT 2

TIME	TEAM NAME
- 03:26.8	(09) PACIFIC TELESIS
- 03:27.2	(22) LOCKHEED
- 03:27.5	(07) TEXAS INSTR
- 03:29.6	(06) US WEST
- 03:40.5	(12) DIGITAL

HEAT 3

TIME	TEAM NAME
- 03:25.3	(04) TENNECO
- 03:31.0	(02) GENERAL ELECTRIC
- 03:31.7	(16) BANK OF AMERICA
- 03:32.0	(15) TRW
- 03:37.6	(14) WESTINGHOUSE

HEAT 4

TIME	TEAM NAME
- 03:25.8	(05) HUGHES AIRCRAFT
- 03:28.7	(08) HEWLETT-PACKARD
- 03:34.3	(10) DELTA AIRLINES
- 03:35.2	(11) COCA COLA
- 03:48.5	(17) EXXON

USCAA National Championships

FIELD EVENT RESULTS

TEAM JUMP

Jumper's Name	Sex	Age	1	2	3	LJ Best	HJ Best	LJ Pts	HJ Pts	Total Pts	Team Name
Sammy White	M	51	18' 5"	18' 4"	18' 10"	18' 10"	5' 8"	897	986	1883	
John Kelly	M	50	17' 4"	F	F	17' 4"	5' 2"	825	899	1724	
Rich Alexander	M	29	21' 1"	19' 11"	20' 5"	21' 1"	6' 10"	723	891	1614	
										3607	AT & T
Steve Rutkowski	M	25	20' 3"	20' 6"	20' 4"	20' 6"	6' 6"	703	848	1551	
John Legrand	M	31	21' 4"	21' 4"	21' 6"	21' 6"	6' 0"	782	818	1600	
										3151	Lockheed
Gregg Price	M	25	20' 0"	17' 10"	19' 6"	20' 0"	6' 2"	686	804	1490	
Langley Proctor	M	27	21' 10"	F	20' 8"	21' 10"	6' 2"	749	804	1553	
										3043	Digital
Rick Warick	M	27	19' 8"	20' 1"	20' 4"	20' 4"	6' 6"	697	848	1545	
Steve Lusnia	M	28	F	18' 10"	18' 1"	18' 10"	6' 0"	646	783	1429	
Craig Suggs	M	33	DNJ	15' 9"	16' 1"	16' 1"	5' 6"	585	750	1335	
										2974	General Electric
Chris Vest	M	25	17' 1"	16' 3"	F	17' 1"	6' 4"	586	826	1412	
Randy Hayes	M	30	17' 5"	18' 8"	14' 7"	18' 8"	5' 10"	679	795	1474	
Dennis Pullin	M	30	F	19' 11"	19' 6"	19' 11"	5' 6"	724	750	1474	
										2948	TENNECO
Ron Shields	M	33	18' 9"	F	F	18' 9"	6' 0"	681	818	1499	
J. J. Johnson	M	49	13' 4"	P	P	13' 4"		588	0	588	
Mark Hoenig	M	31	16' 7"	17' 1"	17' 0"	17' 1"	6' 0"	621	818	1439	
										2938	Pacific Telesis
Dennis Iverson	M	25	20' 8"	20' 1"	F	20' 8"	6' 0"	709	783	1492	
John Solomon	M	29	F	F	18' 6"	18' 6"	5' 10"	634	761	1395	
Mike Reding	M	37	17' 9"	18' 5"	F	18' 5"	5' 0"	711	723	1434	
										2926	US West
Chris Finley	M	30	F	15' 11"	F	15' 11"	5' 10"	579	795	1374	
Ken Hodgins	M	43	17' 8"	17' 2"	F	17' 8"	5' 4"	729	821	1550	
Judi Chandler	F	27	13' 0"	12' 9"	13' 9"	13' 9"	4' 4"	598	658	1256	
										2924	Coca Cola
John Davenport	M	28	19' 6"	19' 10"	17' 3"	19' 10"	5' 8"	680	739	1419	
P. Clatterbucks	M	37	16' 2"	17' 3"	14' 8"	17' 3"	5' 6"	666	795	1461	
William Wright	M	24						0	0	0	
										2880	Delta Airlines
Steve Benson	M	29	16' 7"	18' 2"	F	18' 2"	6' 6"	623	848	1471	
David Joyner	M	29	17' 1"	18' 2"	17' 8"	18' 2"	5' 10"	623	761	1384	
Betty Tyler	F	35	10' 5"	10' 8"	F	10' 8"	4' 10"	538	686	1224	
										2855	Texas Instruments

USCAA National Championships

FIELD EVENT RESULTS

TEAM JUMP (cont.)

Jumper's Name	Sex	Age	1	2	3	LJ Best	HJ Best	LJ Pts	HJ Pts	Total Pts	Team Name
Larry Vollmer	M	35	21' 3"	20'11"	20' 5"	21' 3"		820	819	1639	
Eunice Sealy	F	41	9' 2"	9' 9"	8' 2"	9' 9"		534	667	1201	
Bill Smith	M	57	10' 5"	10' 8"	9' 6"	10' 8"		549	646	1195	
										2840	EXXON
Reynaldo Brown	M	40	P	P	P	P	6' 6"	0	940	940	
Ted Ward	M	27	F	18' 5"	F	18' 5"	5' 6"	631	717	1348	
Tracy Watts	F	32	10' 9"	13' 5"	13'11"	13'11"	5' 0"	650	773	1423	
										2771	Hughes Aircraft
Dave Baldwin	M	28	17' 2"	F	16' 9"	17' 2"	6' 4"	589	826	1415	
John Lewis	M	35	14' 5"	DNJ	DNJ	14' 5"	5' 0"	556	723	1279	
										2684	Bank of America
Ginny Sargent	F	41	12' 3"	F	F	12' 3"	3'10"	671	697	1368	
Kirk Powers	M	37	12' 3"	11' 7"	P	12' 3"	5' 2"	473	747	1220	
										2588	TRW
Eric Bisignini	M	30	16' 9"	F	15' 1"	16' 9"	5' 2"	609	705	1314	
Craig Howard	M	39	15' 8"	15' 4"	15' 9"	15' 9"	4' 6"	608	651	1259	
										2573	CIGNA
Bill Wood	M	44	14' 9"	15' 1"	15' 6"	15' 6"		639	744	1383	
Dean Siedlecki	M	32	12'11"	13'10"	F	13'10"	4' 6"	503	614	1117	
Herk Howard	M	33	F	F	F	F		0	727	727	
										2500	Westinghouse
Chris Norwood	M	24	F	F	F		6' 0"	0	783	783	
Dave Pogue	M	41	P	P	P		4' 6"	0	692	692	
Maggie Parker	F	28	12' 8"	12' 6"	13' 4"	13' 4"	4' 8"	580	709	1289	
										2072	IBM
Ken Mead	M	35						0		0	
Jim Rader	M	29	18'11"	20'11"	21' 0"	21' 0"	5' 8"	720	739	1459	
Ron Kittle	M	25	16' 4"	15' 8"	15' 6"	16' 4"	NH	560	0	560	
										2019	Hewlett-Packard
Mike Martin	M	26	P	P	P	P	5' 0"	0	652	652	
Michael Li	M	22	P	P	P	P	4' 8"	0	609	609	
George Myers	M	32	P	P	P	P	4' 6"	0	545	545	
										1261	Chevron

USCAA National Championships

FIELD EVENT RESULTS

TEAM SHOT PUT

Thrower's Name	Sex	Age	1	2	3	Best	Points	Team Name
Jim Hart	M	52	47' 3 3/4"	47' 8 1/2"	47' 3 1/2"	47' 8 1/2"	875	
John Case	M	38	36' 4"	38' 2 1/2"	35' 5"	38' 2 1/2"	630	
							1505	Pacific Telesis
Joe Johns	M	30	44' 8 3/4"	45' 1/2"	47' 8 1/2"	47' 8 1/2"	717	
Andy Larabee	M	50	32' 11 1/4"	32' 11 1/2"	34' 7 1/2"	34' 7 1/2"	635	
							1352	General Electric
John Otts	M	55	35' 9 1/2"	36' 6 3/4"	F	36' 6 3/4"	708	
Martin Biernat	M	30	39' 3 1/2"	41' 1"	41' 3 1/4"	41' 3 1/4"	620	
							1328	AT & T
Bill Clark	M	42	34' 6 1/4"	33' 2 1/2"	F	34' 6 1/4"	629	
Larry Merlo	M	35	F	40' 1"	41'10"	41'10"	690	
							1319	Hewlett-Packard
Gene Thacker	M	49	35' 9 1/2"	35' 9 1/2"	33'11 1/4"	35' 9 1/2"	726	
Doug O'Reilly	M	44	31' 1 1/4"	32' 4 1/2"	32' 6"	32' 6"	592	
							1318	EXXON
David Thomas	M	30	45' 2 1/2"	43'10 1/2"	45' 3 1/4"	45' 3 1/4"	680	
Frank Papatonis	M	30	42' 4 3/4"	41' 1 3/4"	39' 5"	42' 4 3/4"	637	
							1317	Texas Instruments
Bob Feaster	M	58	39' 1"	38' 8 3/4"	40' 4 1/2"	40' 4 1/2"	781	
Jim Burrone	M	57	25' 4"	23' 8"	F	25' 4"	490	
							1271	Bank of America
Michael Blackmon	M	32	39' 5"	F	39'10 1/2"	39'10 1/2"	599	
Al Ferriera	M	48	31' 1/2"	31'10 1/2"	31' 6 1/4"	31'10 1/2"	647	
							1246	Lockheed
Craig Howard	M	39	30' 8 1/4"	31' 1 1/4"	27' 5 1/2"	31' 1 1/4"	512	
Stewart Beltz	M	35	42' 6 1/4"	43' 1/4"	41' 7 3/4"	43' 1/4"	709	
							1221	CIGNA
Randy Hayes	M	30	39' 1/4"	37' 4 1/4"	38' 1 1/4"	39' 1/4"	586	
Louis Whitaker	M	50	30' 3 1/2"	34' 1"	30' 7 1/4"	34' 1"	625	
							1211	TENNECO
Dave Klall	M	48	29' 3 3/4"	29' 3 1/2"	30' 1/4"	30' 1/4"	609	
Felix Gonzales	M	44	31'10"	31' 8 3/4"	32'10 1/4"	32'10 1/4"	598	
							1207	US West
John Kirschner	M	39	32' 7 1/4"	34' 5 3/4"	33' 3"	34' 5 3/4"	568	
Louis Copeland	M	54	29'10 3/4"	29' 1 1/4"	29' 9 1/4"	29'10 3/4"	549	
							1117	Coca Cola

USCAA National Championships

FIELD EVENT RESULTS

TEAM SHOT PUT (cont.)

Thrower's Name	Sex	Age	1	2	3	Best	Points	Team Name
Bob Eldridge	M	53	28' 10 1/2"	29' 3/4"	29' 3 3/4"	29' 3 3/4"	538	
Willard Krick	M	51	26' 6 3/4"	25' 8"	25' 5"	26' 6 3/4"	487	
							1025	Hughes Aircraft
Paul Clatterbucks	M	37	27' 3 1/4"	26' 11 1/2"	28' 8 3/4"	28' 8 3/4"	474	
Errol Lassiter	M	52	29' 4 1/2"	27' 9"	27' 8 1/2"	29' 4 1/2"	540	
							1014	Delta Airlines
Dave Swan	M	28	41' 3"	42' 0"	43' 2"	43' 2"	597	
Becky Brooks	F	29	25' 5 3/4"	25' 3 1/2"	22' 11 1/4"	25' 5 3/4"	407	
							1004	Digital
Kirk Powers	M	37	26' 10 1/2"	26' 5"	25' 10 3/4"	26' 10 1/2"	443	
Pete Michaels	M	27	38' 7 3/4"	35' 1 3/4"	36' 11 3/4"	38' 7 3/4"	535	
							978	TRW
Mark Berman	M	30	27' 8"	26' 4 1/4"	25' 11 1/2"	27' 8"	416	
Chris Cesar	M	28	34' 2"	34' 5 3/4"	35' 8"	35' 8"	494	
							910	Westinghouse
Grace Rome	F	51	13' 7"	13' 10 3/4"	13' 10 1/4"	13' 10 3/4"	305	
John Steger	M	53	F	24' 3"	26' 9 3/4"	26' 9 3/4"	492	
							797	IBM

Division I
FIELD EVENTS

TEAM JUMP (I)

FINALS

PL	TIME/PTS	TEAM NAME	PTS
01	- 3607.00	(01) AT & T	50
02	- 3151.00	(22) LOCKHEED	45
03	- 3043.00	(12) DIGITAL	41
04	- 2974.00	(02) GENERAL ELECTRIC	38
05	- 2973.00	(13) CIGNA	36
06	- 2948.00	(04) TENNECO	35
07	- 2938.00	(09) PACIFIC TELESIS	34
08	- 2926.00	(06) US WEST	33
09	- 2924.00	(11) COCA COLA	32
10	- 2880.00	(10) DELTA AIRLINES	31
11	- 2855.00	(07) TEXAS INSTR	30
12	- 2840.00	(17) EXXON	29
13	- 2771.00	(05) HUGHES AIRCRAFT	21
14	- 2684.00	(16) BANK OF AMERICA	20
15	- 2588.00	(15) TRW	19
16	2500.00	(14) WESTINGHOUSE	18
17	2072.00	(03) IBM	17
18	2019.00	(08) HEWLETT-PACKARD	16
19	1261.00	(19) CHEVRON	15

Division I
FIELD EVENTS

TEAM SHOT PUT (I)

FINALS

PL	TIME/PTS	SFLITS	TEAM NAME	PTS
01	- 1505.00/1505.00/	0.00/	(09) PACIFIC TELESIS	50
02	- 1352.00/1352.00/	0.00/	(02) GENERAL ELECTRIC	45
03	- 1328.00/1328.00/	0.00/	(01) AT & T	41
04	- 1319.00/1319.00/	0.00/	(08) HEWLETT-PACKARD	38
05	- 1318.00/1318.00/	0.00/	(17) EXXON	36
06	- 1317.00/1317.00/	0.00/	(07) TEXAS INSTR	35
07	- 1271.00/1271.00/	0.00/	(16) BANK OF AMERICA	34
08	- 1246.00/1246.00/	0.00/	(22) LOCKHEED	33
09	- 1221.00/1221.00/	0.00/	(13) CIGNA	32
10	- 1211.00/1211.00/	0.00/	(04) TENNECO	31
11	- 1207.00/1207.00/	0.00/	(06) US WEST	30
12	- 1117.00/1117.00/	0.00/	(11) COCA COLA	29
13	- 1025.00/1025.00/	0.00/	(05) HUGHES AIRCRAFT	21
14	- 1014.00/1014.00/	0.00/	(10) DELTA AIRLINES	20
15	- 1004.00/1004.00/	0.00/	(12) DIGITAL	19
16	978.00/ 978.00/	0.00/	(15) TRW	18
17	910.00/ 910.00/	0.00/	(14) WESTINGHOUSE	17
18	797.00/ 797.00/	0.00/	(03) IBM	16

Division I

MEN'S 5K TEAM ROAD RACE

PL	TIME/PTS	TEAM NAME	PTS
01	- 9.00	(02) GENERAL ELECTRIC	50
02	- 10.00	(01) AT & T	45
03	- 21.00	(08) HEWLETT-PACKARD	41
04	- 26.00	(06) US WEST	38
05	- 27.00	(07) TEXAS INSTR	36
06	- 30.00	(14) WESTINGHOUSE	35
07	- 31.00	(03) IBM	34
08	- 41.00	(22) LOCKHEED	33
09	- 44.00	(05) HUGHES AIRCRAFT	32
10	- 49.00	(13) CIGNA	31
11	- 53.00	(10) DELTA AIRLINES	30
12	- 61.00	(04) TENNECO	29
13	- 64.00	(09) PACIFIC TELESIS	21
14	- 75.00	(18) COORS	20
15	- 82.00	(19) CHEVRON	19
16	01:23.0	(16) BANK OF AMERICA	18
17	01:40.0	(12) DIGITAL	17
18	01:45.0	(17) EXXON	16
19	02:01.0	(23) ROCKWELL	15
20	02:04.0	(11) COCA COLA	14
21	02:05.0	(15) TRW	13

<u>Age Group</u>	<u>Div Code</u>
24 & under	AA
25 - 29	BB
30 - 34	CC
35 - 39	DD
40 - 44	EE
45 - 49	FF
50 - 54	GG
55 & over	HH

Division I

MEN'S 5K TEAM ROAD RACE

PL	NAME	TIME	SEX / PL	AGE DIV / PL	RACE#	PACE	CAT	TEAM
3	Oliver, Steve	00:14:59.0	M	29 BB	1-	1666	4:50	OP GENERAL ELECTRIC (02)
4	Predmore, Dan	00:14:59.0	M	24 AA	2-	1671	4:50	OP GENERAL ELECTRIC (02)
10	Leonard, Tom	00:15:14.0	M	34 CC	2-	1683	4:54	OP GENERAL ELECTRIC (02)
11	Udovich, Kirk	00:15:14.0	M	24 AA	4	1673	4:54	OP GENERAL ELECTRIC (02)
12	Martin, John	00:15:16.0	M	34 CC	3-	1682	4:55	OP GENERAL ELECTRIC (02)
14	McKenzie, Mark	00:15:26.0	M	24 AA	5	1668	4:58	OP GENERAL ELECTRIC (02)
16	Heslin, John	00:15:27.0	M	34 CC	5	1686	4:59	OP GENERAL ELECTRIC (02)
22	Woods, Larry	00:15:33.0	M	29 BB	5	1672	5:00	OP GENERAL ELECTRIC (02)
28	Hamilton, Jim	00:15:42.0	M	24 AA	12	1674	5:03	OP GENERAL ELECTRIC (02)
41	Robertson, Randy	00:16:10.0	M	39 DD	9	1696	5:12	OP GENERAL ELECTRIC (02)
45	McGilvry, Earl	00:16:12.0	M	44 EE	4	1707	5:13	OP GENERAL ELECTRIC (02)
49	Schaffstein, Fred	00:16:14.0	M	44 EE	6	1700	5:14	OP GENERAL ELECTRIC (02)
58	Swinney, Chris	00:16:22.0	M	24 AA	16	1664	5:16	OP GENERAL ELECTRIC (02)
61	Bieganski, Chet	00:16:24.0	M	39 DD	14	1694	5:17	OP GENERAL ELECTRIC (02)
77	Brown, Randy	00:16:47.0	M	29 BB	11	1675	5:24	OP GENERAL ELECTRIC (02)
98	White, Ken	00:17:07.0	M	44 EE	17	1706	5:31	OP GENERAL ELECTRIC (02)
115	Vanvakis, Spiro	00:17:20.0	M	44 EE	23	1703	5:35	OP GENERAL ELECTRIC (02)
133	Galloway, G	00:17:33.0	M	39 DD	24	1693	5:39	OP GENERAL ELECTRIC (02)
140	Sproul, Al	00:17:41.0	M	54 GG	3	1718	5:42	OP GENERAL ELECTRIC (02)
143	Slocum, Skip	00:17:47.0	M	59 HH	1-	1727	5:44	OP GENERAL ELECTRIC (02)
157	Kurz, Walt	00:18:00.0	M	54 GG	8	1721	5:48	OP GENERAL ELECTRIC (02)
160	Garrett, Roger	00:18:04.0	M	34 CC	32	1691	5:49	OP GENERAL ELECTRIC (02)
171	Lundsoe, Roger	00:18:16.0	M	49 FF	19	1711	5:53	OP GENERAL ELECTRIC (02)
176	Anderson, Jerry	00:18:25.0	M	49 FF	20	1712	5:56	OP GENERAL ELECTRIC (02)
202	Simpson, Doug	00:18:55.0	M	49 FF	24	1715	6:06	OP GENERAL ELECTRIC (02)
212	Romesburg, Eph	00:19:09.0	M	59 HH	9	1728	6:10	OP GENERAL ELECTRIC (02)
213	Burian, Wayne	00:19:11.0	M	54 GG	16	1717	6:11	OP GENERAL ELECTRIC (02)
218	Olsson, Don	00:19:18.0	M	54 GG	17	1719	6:13	OP GENERAL ELECTRIC (02)
220	Montgomery, Lowell	00:19:19.0	M	54 GG	18	1723	6:13	OP GENERAL ELECTRIC (02)
224	Dickerson, Larry	00:19:30.0	M	59 HH	11	1726	6:17	OP GENERAL ELECTRIC (02)
239	Coe, Gordon	00:19:53.0	M	59 HH	17	1725	6:24	OP GENERAL ELECTRIC (02)
240	Tiemann, Jerry	00:19:54.0	M	59 HH	18	1729	6:25	OP GENERAL ELECTRIC (02)
250	Roode, Bill	00:20:20.0	M	44 EE	45	1704	6:33	OP GENERAL ELECTRIC (02)
296	Stevenson, Bob	00:22:51.0	M	54 GG	28	1720	7:22	OP GENERAL ELECTRIC (02)
5	Gurber, Mark	00:15:04.0	M	24 AA	3-	33	4:51	OP AT & T (01)
6	Baker, Phil	00:15:08.0	M	39 DD	1-	6	4:52	OP AT & T (01)
13	Stroud, Randy	00:15:21.0	M	34 CC	4	1	4:57	OP AT & T (01)
15	Horan, Fred	00:15:27.0	M	24 AA	6	1660	4:59	OP AT & T (01)
20	Balaban, John	00:15:30.0	M	29 BB	4	7	5:00	OP AT & T (01)
23	Melissas, Dave	00:15:34.0	M	24 AA	9	1657	5:01	OP AT & T (01)
29	Tamez, Roy	00:15:42.0	M	34 CC	8	1735	5:03	OP AT & T (01)
31	Nowak, William	00:15:47.0	M	39 DD	5	1641	5:05	OP AT & T (01)
40	McCarthy, Ed	00:16:08.0	M	24 AA	14	38	5:12	OP AT & T (01)
53	Putman, Lou	00:16:18.0	M	44 EE	7	3	5:15	OP AT & T (01)
59	Stotlar, Richard	00:16:23.0	M	49 FF	3-	1630	5:17	OP AT & T (01)
69	Reitz, Jim	00:16:31.0	M	49 FF	5	1622	5:19	OP AT & T (01)
70	Whiteside, Jay	00:16:33.0	M	34 CC	12	1653	5:20	OP AT & T (01)
78	Scoville, Tom	00:16:49.0	M	44 EE	11	1626	5:25	OP AT & T (01)
84	Glenn, Joe	00:16:59.0	M	34 CC	16	32	5:28	OP AT & T (01)
103	Daniels, Roger	00:17:10.0	M	54 GG	1-	17	5:32	OP AT & T (01)
105	Bvers, Robert	00:17:11.0	M	44 EE	18	13	5:32	OP AT & T (01)
109	Filmanski, Ken	00:17:15.0	M	39 DD	22	1659	5:33	OP AT & T (01)
111	Mutcheknaus, Low	00:17:16.0	M	49 FF	10	1640	5:34	OP AT & T (01)
112	Galuppo, Frank	00:17:18.0	M	44 EE	20	28	5:34	OP AT & T (01)
114	Faherty, Dave	00:17:20.0	M	44 EE	22	22	5:35	OP AT & T (01)
119	Felenchak, Al	00:17:22.0	M	34 CC	24	23	5:36	OP AT & T (01)

Division I

MEN'S 5K TEAM ROAD RACE

PL	NAME	TIME	SEX / PL	AGE	DIV / PL	RACE#	PACE	CAT	TEAM
130	Speight, Chuck	00:17:31.0	M	44	EE 27	1629	5:39	OP	AT & T (01)
132	Gibbs, Phil	00:17:32.0	M	49	FF 12	5	5:39	OP	AT & T (01)
145	McAbee, Norm	00:17:49.0	M	59	HH 2-	19	5:44	OP	AT & T (01)
146	Quock, Brian	00:17:50.0	M	34	CC 30	4	5:45	OP	AT & T (01)
147	Meech, Bob	00:17:52.0	M	49	FF 13	1614	5:45	OP	AT & T (01)
166	Webb, Steve	00:18:11.0	M	44	EE 31	1632	5:51	OP	AT & T (01)
170	Fleischhacker, Ke	00:18:14.0	M	54	GG 10	24	5:52	OP	AT & T (01)
175	Erwin, Dan	00:18:23.0	M	44	EE 36	21	5:55	OP	AT & T (01)
177	Presley, Don	00:18:27.0	M	59	HH 4	1620	5:57	OP	AT & T (01)
180	Hardcastle, Shane	00:18:32.0	M	24	AA 32	1733	5:58	OP	AT & T (01)
185	Turley, Bill	00:18:35.0	M	59	HH 5	1631	5:59	OP	AT & T (01)
201	Bradley, Bruce	00:18:55.0	M	44	EE 38	11	6:06	OP	AT & T (01)
203	Jenkins, Joe	00:18:58.0	M	49	FF 25	16	6:07	OP	AT & T (01)
211	Dirago, George	00:19:08.0	M	54	GG 15	18	6:10	OP	AT & T (01)
215	White, Mike	00:19:16.0	M	44	EE 40	31	6:12	OP	AT & T (01)
221	Azavedo, Bill	00:19:24.0	M	44	EE 42	1730	6:15	OP	AT & T (01)
230	Padrta, Richard	00:19:41.0	M	59	HH 14	1617	6:20	OP	AT & T (01)
233	Peterson, Ken	00:19:44.0	M	59	HH 15	1619	6:21	OP	AT & T (01)
242	Wille, Dave	00:19:59.0	M	54	GG 22	1634	6:26	OP	AT & T (01)
249	Sloan, Jim	00:20:13.0	M	49	FF 28	1628	6:31	OP	AT & T (01)
260	Bibbs, Anthony	00:20:43.0	M	34	CC 42	1658	6:40	OP	AT & T (01)
262	Inglan, David	00:20:45.0	M	59	HH 26	14	6:41	OP	AT & T (01)
272	Ramirez, Lou	00:21:12.0	M	44	EE 48	20	6:50	OP	AT & T (01)
274	Engrouser, Dick	00:21:16.0	M	49	FF 30	1636	6:51	OP	AT & T (01)
280	Folsom, Ken	00:21:32.0	M	59	HH 32	26	6:56	OP	AT & T (01)
284	Sherwood, Steve	00:21:53.0	M	39	DD 37	12	7:03	OP	AT & T (01)
285	Hamilton, Ed	00:21:54.0	M	59	HH 34	10	7:03	OP	AT & T (01)
288	Wheelock, Bill	00:22:07.0	M	49	FF 35	1633	7:08	OP	AT & T (01)
295	Ysbaert, Emiel	00:22:36.0	M	59	HH 38	1635	7:17	OP	AT & T (01)
297	Jackson, Herb	00:22:53.0	M	39	DD 39	1609	7:22	OP	AT & T (01)
301	Mahler, Ed	00:23:11.0	M	49	FF 37	2	7:28	OP	AT & T (01)
304	Mavfield, Lee	00:23:49.0	M	44	EE 52	1612	7:40	OP	AT & T (01)
1	Alexander, Charle	00:14:42.0	M	24	AA 1-	270	4:44	OP	HEWLETT-PACKARD (08)
7	Bomber, Ed	00:15:10.0	M	29	BB 2-	271	4:53	OP	HEWLETT-PACKARD (08)
26	Hinojosa, Raley	00:15:41.0	M	39	DD 4-	281	5:03	OP	HEWLETT-PACKARD (08)
27	McCullough, Dan	00:15:41.0	M	34	CC 7-	280	5:03	OP	HEWLETT-PACKARD (08)
30	Richard, Dale	00:15:46.0	M	24	AA 13	272	5:05	OP	HEWLETT-PACKARD (08)
44	Purcell, Brian	00:16:11.0	M	34	CC 10-	49	5:13	OP	HEWLETT-PACKARD (08)
72	Kershner, Ron	00:16:35.0	M	39	DD 17	285	5:20	OP	HEWLETT-PACKARD (08)
95	Steele, Craig	00:17:05.0	M	44	EE 15	274	5:30	OP	HEWLETT-PACKARD (08)
96	Dance, Allen	00:17:06.0	M	29	BB 14	44	5:30	OP	HEWLETT-PACKARD (08)
136	McDonald, Brian	00:17:38.0	M	24	AA 28	50	5:41	OP	HEWLETT-PACKARD (08)
155	Parente, John	00:17:58.0	M	29	BB 15	275	5:47	OP	HEWLETT-PACKARD (08)
192	Kohne, Fritz	00:18:47.0	M	54	GG 11	278	6:03	OP	HEWLETT-PACKARD (08)
245	Queiroz, Mario	00:20:03.0	M	24	AA 40	48	6:28	OP	HEWLETT-PACKARD (08)
252	Lewis, Bob	00:20:29.0	M	54	GG 24	273	6:36	OP	HEWLETT-PACKARD (08)
281	Fujii, Hi	00:21:36.0	M	59	HH 33	42	6:58	OP	HEWLETT-PACKARD (08)
18	Hatcher, Jim	00:15:29.0	M	39	DD 3-	455	4:59	OP	US WEST (06)
48	Knoll, Paul	00:16:14.0	M	39	DD 11-	456	5:14	OP	US WEST (06)
57	Griffith, Dave	00:16:21.0	M	49	FF 2-	454	5:16	OP	US WEST (06)
64	Hernandez, George	00:16:27.0	M	49	FF 4-	460	5:18	OP	US WEST (06)
91	Beattie, Jack	00:17:03.0	M	49	FF 6-	450	5:30	OP	US WEST (06)
125	O'Brien, Jim	00:17:27.0	M	49	FF 11	458	5:37	OP	US WEST (06)
226	Droste, Bill	00:19:36.0	M	39	DD 32	459	6:19	OP	US WEST (06)
277	Coe, Lee	00:21:23.0	M	59	HH 30	452	6:53	OP	US WEST (06)

Division I

MEN'S 5K TEAM ROAD RACE

PL	NAME	TIME	SEX / PL	AGE DIV / PL	RACE#	PACE	CAT	TEAM
8	Lyon, Dan	00:15:11.0	M	29 BB	3-	523	4:53	OP TEXAS INSTR (07)
9	Ahlmann, Winfried	00:15:13.0	M	39 DD	2-	514	4:54	OP TEXAS INSTR (07)
19	Black, Tim	00:15:30.0	M	24 AA	7-	515	5:00	OP TEXAS INSTR (07)
37	McGehee, John	00:16:01.0	M	39 DD	7-	528	5:10	OP TEXAS INSTR (07)
50	Hardy, Jerry	00:16:16.0	M	39 DD	12	519	5:14	OP TEXAS INSTR (07)
63	Pryor, Alan	00:16:26.0	M	24 AA	18	52	5:18	OP TEXAS INSTR (07)
97	Haliburton, Pat	00:17:06.0	M	44 EE	16	518	5:30	OP TEXAS INSTR (07)
104	Choquette, Mauric	00:17:11.0	M	49 FF	8-	516	5:32	OP TEXAS INSTR (07)
21	Gyorev, Mark	00:15:31.0	M	24 AA	8-	221	5:00	DP LOCKHEED (22)
39	Felguta, Tom	00:16:04.0	M	39 DD	8-	232	5:10	DP LOCKHEED (22)
54	Misner, Jim	00:16:18.0	M	29 BB	9-	224	5:15	DP LOCKHEED (22)
68	Howell, Jim	00:16:30.0	M	44 EE	9-	251	5:19	OP LOCKHEED (22)
106	Anderson, Don	00:17:12.0	M	39 DD	20	249	5:32	DP LOCKHEED (22)
107	Hughes, Dennis	00:17:13.0	M	49 FF	9	233	5:33	DP LOCKHEED (22)
134	Rea, Bob	00:17:36.0	M	39 DD	25	250	5:40	DP LOCKHEED (22)
141	Sepko, Charlie	00:17:44.0	M	44 EE	29	252	5:43	DP LOCKHEED (22)
151	Hayes, Dave	00:17:54.0	M	49 FF	14	234	5:46	DP LOCKHEED (22)
154	Vandenburg, Sam	00:17:56.0	M	54 GG	7-	238	5:47	DP LOCKHEED (22)
163	Lewis, Jerry	00:18:06.0	M	54 GG	9	237	5:50	DP LOCKHEED (22)
174	Scholtes, Barry	00:18:21.0	M	44 EE	35	257	5:55	DP LOCKHEED (22)
207	Browning, Kevin	00:19:04.0	M	34 CC	40	230	6:09	DP LOCKHEED (22)
243	Egley, Dennis	00:20:01.0	M	59 HH	19	239	6:27	DP LOCKHEED (22)
2	Menchaca, Art	00:14:51.0	M	34 CC	1-	382	4:47	DP HUGHES AIRCRAFT (05)
42	Aranas, John	00:16:10.0	M	24 AA	15-	154	5:12	DP HUGHES AIRCRAFT (05)
66	Tanzer, Herb	00:16:27.0	M	39 DD	15-	172	5:18	DP HUGHES AIRCRAFT (05)
73	McDowell, Jack	00:16:35.0	M	44 EE	10-	164	5:20	DP HUGHES AIRCRAFT (05)
149	Stocksdale, Kim	00:17:53.0	M	39 DD	27	171	5:46	DP HUGHES AIRCRAFT (05)
165	Devine, Pat	00:18:09.0	M	59 HH	3-	158	5:51	DP HUGHES AIRCRAFT (05)
196	Hasselbeck, Mike	00:18:51.0	M	24 AA	36	160	6:04	DP HUGHES AIRCRAFT (05)
225	Nelson, Ken	00:19:32.0	M	59 HH	12	165	6:18	DP HUGHES AIRCRAFT (05)
228	Leonard, John	00:19:38.0	M	49 FF	27	162	6:20	DP HUGHES AIRCRAFT (05)
246	Sather, Mike	00:20:05.0	M	59 HH	20	168	6:28	DP HUGHES AIRCRAFT (05)
248	Martin, John	00:20:10.0	M	54 GG	23	163	6:30	DP HUGHES AIRCRAFT (05)
264	Davis, Dennis	00:20:48.0	M	39 DD	35	156	6:42	DP HUGHES AIRCRAFT (05)
268	Krick, Willard	00:20:55.0	M	54 GG	27	161	6:44	DP HUGHES AIRCRAFT (05)
299	Sprague, Art	00:22:57.0	M	54 GG	29	170	7:24	DP HUGHES AIRCRAFT (05)
25	Dilorenzo, Mark	00:15:40.0	M	24 AA	11-	434	5:03	DP IBM (03)
55	Welch, Craig	00:16:19.0	M	29 BB	10-	423	5:15	DP IBM (03)
56	Frawley, Chuck	00:16:21.0	M	49 FF	1-	441	5:16	DP IBM (03)
83	Lorenz, Steve	00:16:58.0	M	44 EE	12	437	5:28	DP IBM (03)
92	Lyon, Mark	00:17:03.0	M	34 CC	19	444	5:30	DP IBM (03)
93	Swetz, Rich	00:17:04.0	M	34 CC	20	424	5:30	DP IBM (03)
123	Peller, Jim	00:17:27.0	M	54 GG	2-	428	5:37	DP IBM (03)
179	Banker, George	00:18:30.0	M	39 DD	29	431	5:58	DP IBM (03)
181	Townsend, Lee	00:18:33.0	M	29 BB	16	448	5:59	DP IBM (03)
184	Gentry, Steve	00:18:35.0	M	34 CC	36	433	5:59	DP IBM (03)
195	Esau, Larry	00:18:50.0	M	54 GG	12	427	6:04	DP IBM (03)

Division I
MEN'S 5K TEAM ROAD RACE

PL	NAME	TIME	SEX / PL	AGE	DIV / PL	RACE#	PACE	CAT	TEAM
198	Townsend, Stan	00:18:51.0	M	29	BB 17	436	6:04	OP	IBM (03)
205	Almon, Bill	00:19:00.0	M	59	HH 7-	425	6:07	OP	IBM (03)
217	Dowdy, John	00:19:17.0	M	24	AA 38	442	6:13	OP	IBM (03)
232	Lindvale, Kyle	00:19:44.0	M	44	EE 43	430	6:21	OP	IBM (03)
241	Taub, Jerry	00:19:58.0	M	54	GG 21	426	6:26	OP	IBM (03)
279	Peters, Francis	00:21:30.0	M	39	DD 36	435	6:56	OP	IBM (03)
282	Cavagnolo, Paul	00:21:43.0	M	49	FF 33	449	7:00	OP	IBM (03)
24	Neil, Bob	00:15:39.0	M	24	AA 10-	355	5:02	OP	CIGNA (13)
33	McCool, Tony	00:15:55.0	M	44	EE 2-	352	5:08	OP	CIGNA (13)
76	Knox, Bill	00:16:43.0	M	24	AA 20-	344	5:23	OP	CIGNA (13)
79	Marshall, Mike	00:16:52.0	M	24	AA 21	348	5:26	OP	CIGNA (13)
118	Moyer, Bill	00:17:22.0	M	24	AA 24	354	5:36	OP	CIGNA (13)
122	Walker, Warren	00:17:25.0	M	39	DD 23	366	5:37	OP	CIGNA (13)
126	Dunn, James	00:17:28.0	M	24	AA 26	334	5:38	OP	CIGNA (13)
127	Porcello, David	00:17:29.0	M	24	AA 27	357	5:38	OP	CIGNA (13)
142	Masterson, Bill	00:17:46.0	M	54	GG 4-	350	5:43	OP	CIGNA (13)
168	Atzert, Grego	00:18:12.0	M	44	EE 32	324	5:52	OP	CIGNA (13)
183	Dronfield-Watton	00:18:34.0	M	49	FF 21	333	5:59	OP	CIGNA (13)
194	Betts, Mikel	00:18:49.0	M	24	AA 35	326	6:04	OP	CIGNA (13)
227	Haves, Scott	00:19:37.0	M	24	AA 39	339	6:19	OP	CIGNA (13)
229	Stel, John	00:19:38.0	M	59	HH 13-	363	6:20	OP	CIGNA (13)
303	Howes, Bill	00:23:41.0	M	59	HH 40	341	7:38	OP	CIGNA (13)
36	Hurst, Karl	00:16:00.0	M	29	BB 6-	556	5:09	OP	WESTINGHOUSE (14)
46	Dorst, Tom	00:16:12.0	M	29	BB 7-	548	5:13	OP	WESTINGHOUSE (14)
47	Jenk, John	00:16:13.0	M	44	EE 5-	551	5:13	OP	WESTINGHOUSE (14)
82	King, Archie	00:16:57.0	M	34	CC 15	558	5:28	OP	WESTINGHOUSE (14)
102	Wisener, Jim	00:17:10.0	M	49	FF 7-	559	5:32	OP	WESTINGHOUSE (14)
108	Kananen, Rick	00:17:15.0	M	39	DD 21	562	5:33	OP	WESTINGHOUSE (14)
135	Zadeh, Parvis	00:17:37.0	M	34	CC 28	549	5:40	OP	WESTINGHOUSE (14)
150	Amato, Dick	00:17:54.0	M	54	GG 5-	552	5:46	OP	WESTINGHOUSE (14)
161	Davis, Frank	00:18:04.0	M	49	FF 16	557	5:49	OP	WESTINGHOUSE (14)
169	Glaspie, Geoff	00:18:13.0	M	24	AA 31	534	5:52	OP	WESTINGHOUSE (14)
172	Demangone, Barry	00:18:16.0	M	44	EE 33	537	5:53	OP	WESTINGHOUSE (14)
173	Helwich, Gene	00:18:17.0	M	44	EE 34	547	5:53	OP	WESTINGHOUSE (14)
190	Hillquist, Lauren	00:18:42.0	M	49	FF 23	546	6:01	OP	WESTINGHOUSE (14)
254	Cunkelman, Willis	00:20:32.0	M	59	HH 24	545	6:37	OP	WESTINGHOUSE (14)
271	Hart, Dick	00:21:01.0	M	59	HH 29	541	6:46	OP	WESTINGHOUSE (14)
34	Lanzarin, Ed	00:15:58.0	M	39	DD 6-	116	5:09	OP	PACIFIC TELESIS (09)
67	Valdez, Rich	00:16:28.0	M	24	AA 19	115	5:18	OP	PACIFIC TELESIS (09)
71	Moyles, Jim	00:16:34.0	M	39	DD 16-	122	5:20	OP	PACIFIC TELESIS (09)
74	George, Lloyd	00:16:39.0	M	34	CC 13-	127	5:22	OP	PACIFIC TELESIS (09)
94	Olsen, Ken	00:17:04.0	M	34	CC 21	128	5:30	OP	PACIFIC TELESIS (09)
120	Goldman, Len	00:17:22.0	M	44	EE 25	111	5:36	OP	PACIFIC TELESIS (09)
137	Romano, Karl	00:17:39.0	M	44	EE 28	125	5:41	OP	PACIFIC TELESIS (09)
189	Wang, Miu	00:18:42.0	M	24	AA 34	113	6:01	OP	PACIFIC TELESIS (09)
200	Holmes, Bryan	00:18:53.0	M	54	GG 13-	117	6:05	OP	PACIFIC TELESIS (09)
219	Major, Jack	00:19:19.0	M	49	FF 26	112	6:13	OP	PACIFIC TELESIS (09)
238	Dalton, Dan	00:19:48.0	M	59	HH 16-	120	6:23	OP	PACIFIC TELESIS (09)
257	O'Brien, Bill	00:20:39.0	M	54	GG 25	123	6:39	OP	PACIFIC TELESIS (09)
267	Walsh, Tom	00:20:53.0	M	59	HH 28	114	6:44	OP	PACIFIC TELESIS (09)

Division I

MEN'S 5K TEAM ROAD RACE

PL	NAME	TIME	SEX / PL	AGE DIV / PL	RACE#	PACE CAT	TEAM
32	Wessely, Wes	00:15:49.0	M	44 EE 1-	217	5:06	OP DELTA AIRLINES (10)
38	Nelson, Don	00:16:01.0	M	34 CC 9-	216	5:10	OP DELTA AIRLINES (10)
62	Stainberg, Mark	00:16:26.0	M	24 AA 17-	214	5:18	OP DELTA AIRLINES (10)
99	Hanson, Lane	00:17:07.0	M	24 AA 22	211	5:31	OP DELTA AIRLINES (10)
186	Usalis, Dan	00:18:36.0	M	24 AA 33	219	6:00	OP DELTA AIRLINES (10)
191	Yasuhura, Stan	00:18:47.0	M	39 DD 30	197	6:03	OP DELTA AIRLINES (10)
204	Gorham, Don	00:18:59.0	M	59 HH 6-	209	6:07	OP DELTA AIRLINES (10)
237	Lamm, Roy	00:19:47.0	M	54 GG 20-	196	6:22	OP DELTA AIRLINES (10)
247	Colby, Don	00:20:09.0	M	59 HH 21	205	6:30	OP DELTA AIRLINES (10)
266	Gehman, Larry	00:20:52.0	M	44 EE 46	200	6:43	OP DELTA AIRLINES (10)
269	Pillow, Jon	00:20:58.0	M	44 EE 47	207	6:45	OP DELTA AIRLINES (10)
275	Brim, Don	00:21:18.0	M	49 FF 31	210	6:52	OP DELTA AIRLINES (10)
286	Gries, Leo	00:21:56.0	M	59 HH 35	213	7:04	OP DELTA AIRLINES (10)
289	Flint, Pat	00:22:08.0	M	24 AA 42	190	7:08	OP DELTA AIRLINES (10)
290	Abbott, David	00:22:10.0	M	49 FF 36	199	7:09	OP DELTA AIRLINES (10)
293	Kovalaski, Richar	00:22:12.0	M	44 EE 51	201	7:09	OP DELTA AIRLINES (10)
306	Bramseth, John	00:26:55.0	M	49 FF 39	194	8:40	OP DELTA AIRLINES (10)
307	Reyes, Venancio	00:27:30.0	M	54 GG 30	206	8:52	OP DELTA AIRLINES (10)
43	Walters, John	00:16:11.0	M	39 DD 10-	151	5:13	OP TENNECO (04)
75	Starkey, Richard	00:16:40.0	M	34 CC 14-	150	5:22	OP TENNECO (04)
88	Denman, Charlie	00:17:02.0	M	44 EE 14-	138	5:29	OP TENNECO (04)
90	Seward, George	00:17:02.0	M	39 DD 19	149	5:29	OP TENNECO (04)
116	Potter, Rick	00:17:21.0	M	44 EE 24	145	5:35	OP TENNECO (04)
153	Lowry, Joe	00:17:55.0	M	34 CC 31	142	5:46	OP TENNECO (04)
156	Hart, Barry	00:18:00.0	M	49 FF 15-	140	5:48	OP TENNECO (04)
188	Mackay, Angus	00:18:40.0	M	49 FF 22	153	6:01	OP TENNECO (04)
206	Scott, Bob	00:19:03.0	M	59 HH 8-	148	6:08	OP TENNECO (04)
253	Saffel, Bob	00:20:31.0	M	59 HH 23	147	6:37	OP TENNECO (04)
256	White, Robert	00:20:34.0	M	59 HH 25	152	6:38	OP TENNECO (04)
261	Landis, JD	00:20:43.0	M	54 GG 26	141	6:40	OP TENNECO (04)
265	Sawyer, Steve	00:20:49.0	M	49 FF 29	188	6:42	OP TENNECO (04)
276	Dhruv, Tushar	00:21:19.0	M	49 FF 32	139	6:52	OP TENNECO (04)
283	Bernacki, Ed	00:21:50.0	M	49 FF 34	133	7:02	OP TENNECO (04)
65	Mallow, Bob	00:16:27.0	M	44 EE 6-	300	5:18	OP COORS (18)
81	Weber, Ralph	00:16:56.0	M	29 BB 13-	297	5:27	OP COORS (18)
85	Kawkis, John	00:17:01.0	M	39 DD 18-	298	5:29	OP COORS (18)
89	Manzella, John	00:17:02.0	M	34 CC 18-	299	5:29	OP COORS (18)
110	Johnson, Steve	00:17:15.0	M	44 EE 19	301	5:33	OP COORS (18)
164	Kellog, Dick	00:18:06.0	M	49 FF 18-	302	5:50	OP COORS (18)

Division I

MEN'S 5K TEAM ROAD RACE

52	Devlin, John	00:16:17.0	M	29	BB	8-	386	5:15	OP	DIGITAL (12)
100	Schutzman, Neil	00:17:08.0	M	34	CC	22-	393	5:31	OP	DIGITAL (12)
121	Mildram, Doug	00:17:24.0	M	34	CC	25-	391	5:36	OP	DIGITAL (12)
139	Alvidrez, Artie	00:17:40.0	M	39	DD	26-	390	5:41	OP	DIGITAL (12)
159	Singleton, John	00:18:03.0	M	39	DD	28	395	5:49	OP	DIGITAL (12)
187	Emslev, Brian	00:18:39.0	M	34	CC	37	387	6:00	OP	DIGITAL (12)
216	Wetmiller, John	00:19:17.0	M	44	EE	41	399	6:13	OP	DIGITAL (12)
234	Walker, Al	00:19:45.0	M	29	BB	19-	398	6:22	OP	DIGITAL (12)
255	Quellette, Rolan	00:20:33.0	M	24	AA	41	392	6:37	OP	DIGITAL (12)
287	Tedford, Bob	00:22:01.0	M	59	HH	36	397	7:06	OP	DIGITAL (12)
305	Gill, Russ	00:24:45.0	M	44	EE	53	388	7:59	OP	DIGITAL (12)

51	Pugh, Eric	00:16:16.0	M	39	DD	13-	378	5:14	OP	CHEVRON (19)
60	Allman, Bill	00:16:24.0	M	34	CC	11-	381	5:17	OP	CHEVRON (19)
144	Pontarelli, Tim	00:17:48.0	M	24	AA	29-	379	5:44	OP	CHEVRON (19)
182	Elson, TD	00:18:34.0	M	34	CC	35	375	5:59	OP	CHEVRON (19)
199	Gilbert, Rusty	00:18:52.0	M	34	CC	39-	370	6:05	OP	CHEVRON (19)

PL	NAME	TIME	SEX / PL	AGE DIV / PL	RACE#	PACE	CAT	TEAM
208	Harrington, Jim	00:19:04.0	M	44 EE 39	374	6:09	OP	CHEVRON (19)
222	Basve, Dale	00:19:24.0	M	59 HH 10-	372	6:15	OP	CHEVRON (19)
236	Longwell, Bob	00:19:47.0	M	54 GG 19-	376	6:22	OP	CHEVRON (19)
244	Ellis, Eugene	00:20:02.0	M	39 DD 34	380	6:27	OP	CHEVRON (19)
302	Bugno, Walt	00:23:39.0	M	49 FF 38	377	7:37	OP	CHEVRON (19)

80	McIntyre, John	00:16:53.0	M	29	BB	12-	316	5:26	OP	BANK OF AMERICA (16)
117	Tachiyama, Glenn	00:17:21.0	M	34	CC	23-	320	5:35	OP	BANK OF AMERICA (16)
128	Mayer, Gary	00:17:30.0	M	34	CC	26	317	5:38	OP	BANK OF AMERICA (16)
152	McCuen, Gary	00:17:55.0	M	54	GG	6-	309	5:46	OP	BANK OF AMERICA (16)
178	Kessler, Mike	00:18:28.0	M	34	CC	34	311	5:57	OP	BANK OF AMERICA (16)
209	Lewis, John	00:19:05.0	M	39	DD	31	310	6:09	OP	BANK OF AMERICA (16)
214	Sinclair, Michael	00:19:13.0	M	24	AA	37	318	6:11	OP	BANK OF AMERICA (16)
231	Bayless, Ron	00:19:43.0	M	39	DD	33	312	6:21	OP	BANK OF AMERICA (16)
251	Burrone, Jim	00:20:28.0	M	59	HH	22-	305	6:36	OP	BANK OF AMERICA (16)
258	Baldwin, David	00:20:40.0	M	29	BB	20-	306	6:40	OP	BANK OF AMERICA (16)
278	Martin, Fred	00:21:24.0	M	59	HH	31	308	6:54	OP	BANK OF AMERICA (16)
292	Robinson, Art	00:22:12.0	M	39	DD	38	307	7:09	OP	BANK OF AMERICA (16)
294	Feaster, Bob	00:22:35.0	M	59	HH	37	304	7:17	OP	BANK OF AMERICA (16)
298	Chin, John	00:22:54.0	M	34	CC	43	313	7:23	OP	BANK OF AMERICA (16)

17	Araujo, John	00:15:29.0	M	34	CC	6-	179	4:59	OP	ROCKWELL (23)
86	Soo Roo, Kie	00:17:01.0	M	34	CC	17-	180	5:29	OP	ROCKWELL (23)
101	Holaday, Arnie	00:17:09.0	M	24	AA	23-	182	5:31	OP	ROCKWELL (23)
124	Thiede, Robert	00:17:27.0	M	24	AA	25-	181	5:37	OP	ROCKWELL (23)
291	Pulley, John	00:22:12.0	M	44	EE	50-	178	7:09	OP	ROCKWELL (23)

Division I
MEN'S 5K TEAM ROAD RACE

131	Warren. Freeston	00:17:31.0	M	34	CC	27 -	566	5:39	OP	COCA COLA (11)
138	Unislawski. Jeff	00:17:39.0	M	34	CC	29 -	564	5:41	OP	COCA COLA (11)
158	Daly. Mike	00:18:00.0	M	44	EE	30 -	563	5:48	OP	COCA COLA (11)
162	Stapleton. Perry	00:18:05.0	M	49	FF	17 -	565	5:50	OP	COCA COLA (11)
167	Flinn. Don	00:18:12.0	M	34	CC	33	571	5:52	OP	COCA COLA (11)
270	McCuoque. John	00:20:58.0	M	29	BB	21 -	590	6:45	OP	COCA COLA (11)
300	Carew. Jack	00:23:07.0	M	59	HH	39	573	7:27	OP	COCA COLA (11)
87	Chanon. Bob	00:17:01.0	M	44	EE	13 -	509	5:29	OP	EXXON (17)
113	Millar. Roy	00:17:19.0	M	44	EE	21 -	505	5:35	OP	EXXON (17)
129	Barfoot. Lloyd	00:17:30.0	M	44	EE	26 -	499	5:38	OP	EXXON (17)
193	Ezell. Jim	00:18:48.0	M	34	CC	38	498	6:03	OP	EXXON (17)
223	Archibide. Reynal	00:19:27.0	M	29	BB	18 -	494	6:16	OP	EXXON (17)
263	Smith. Bill	00:20:45.0	M	59	HH	27 -	503	6:41	OP	EXXON (17)
273	Toups. Harry	00:21:13.0	M	44	EE	49	500	6:50	OP	EXXON (17)
35	Clark. Bill	00:15:58.0	M	44	EE	3 -	70	5:09	OP	TRW (15)
148	McFadden. Shawn	00:17:52.0	M	24	AA	30 -	69	5:45	OP	TRW (15)
197	Sheaffer. Douglas	00:18:51.0	M	44	EE	37 -	79	6:04	OP	TRW (15)
210	Levine. Mark	00:19:06.0	M	54	GG	14 -	63	6:09	OP	TRW (15)
235	Kraus. Ken	00:19:46.0	M	44	EE	44	60	6:22	OP	TRW (15)
259	Richichi. Mark	00:20:42.0	M	34	CC	41 -	65	6:40	OP	TRW (15)

Division I

WOMEN'S 5K TEAM ROAD RACE

PL	.TIME/PTS	TEAM NAME	PTS
01	- 6.00	(02) GENERAL ELECTRIC	50
02	- 8.00	(04) TENNECO	45
03	- 11.00	(01) AT & T	41
04	- 15.00	(06) US WEST	38
05	- 15.50	(03) IBM	36
06	- 23.00	(05) HUGHES AIRCRAFT	35
07	- 23.50	(13) CIGNA	34
08	- 25.00	(08) HEWLETT-PACKARD	33
09	- 25.50	(09) PACIFIC TELESIS	32
10	- 31.00	(12) DIGITAL	31
11	- 33.00	(10) DELTA AIRLINES	30
12	- 33.60	(22) LOCKHEED	29
13	- 34.00	(14) WESTINGHOUSE	21
14	- 39.00	(16) BANK OF AMERICA	20
15	- 43.00	(07) TEXAS INSTR	19
16	55.00	(15) TRW	18
17	60.00	(11) COCA COLA	17
18	70.00	(18) COORS	16
19	75.00	(17) EXXON	15

Note: Using the tiebreaker rule, U.S. West was awarded 4th place over IBM, Hughes Aircraft 6th over Cigna, Hewlett-Packard 8th over Pacific Telesis and Delta Airlines 11th over Lockheed.

Division I
WOMEN'S 5K TEAM ROAD RACE

<u>Age Group</u>	<u>Div Code</u>
24 & under	JJ
25 - 29	KK
30 - 34	LL
35 - 39	MM
40 - 44	NN
45 - 49	OO
50 - 54	PP
55 & over	QQ

PL	Name	Time	Sex	PL	Div	PL	Race#	Pace
ATT <1>								
* 11	Madson. Laurie	0:18:16	F	11	L	3 -	705	5:54
22	Paul. Dede	0:18:39	F	22	K	10	710	6:01
25	Dursthoff. Karen	0:18:58	F	25	K	12	694	6:07
28	McKee. PJ	0:19:17	F	26	L	5 -	707	6:13
34	Hiebert-Dodd. Kat	0:19:33	F	32	M	6	700	6:18
40	Searle. Susan	0:19:55	F	37	J	7	717	6:25
49	Peterson. Cathy	0:20:07	F	45	M	8	711	6:29
* 54	Hayden. Carol	0:20:20	F	48	O	1 -	699	6:34
60	Thompson. Giselle	0:20:28	F	52	L	10	725	6:36
69	Dixon. Jeannie	0:20:41	F	60	M	11	693	6:40
81	Emery. Elaine	0:20:59	F	70	K	22	695	6:46
95	Bullard. Judith	0:21:25	F	81	N	5 ---	689	6:55
100	Commisso. Roberta	0:21:30	F	85	N	7	692	6:56
109	Sherwood. Gwenn	0:21:41	F	93	N	11	719	7:00
126	Skudlark. Ann	0:22:20	F	106	L	18	720	7:12
* 127	Richardson. Joann	0:22:20	F	107	P	2 -	714	7:12
130	Stohl. Frances	0:22:24	F	110	N	13	722	7:14
136	Miller. Sandy	0:22:46	F	115	N	16	708	7:21
145	Stubblefield. Ann	0:22:58	F	123	N	19	723	7:25
148	Salazar. Julie	0:23:02	F	126	M	20	739	7:26
151	Olivarez. Susie	0:23:10	F	129	N	20	709	7:28
161	Madonia. Terry	0:23:51	F	138	L	24	666	7:42
162	Tower. Frances	0:23:51	F	139	O	15	727	7:42
173	Boger. Joan	0:24:52	F	148	N	24	688	8:01
181	Andrews. Pam	0:25:56	F	154	O	20	686	8:22
206	Farley. Dot	0:27:40	F	171	Q	5 ---	696	8:55
207	Engel. Lynn	0:27:44	F	172	J	24	667	8:57
218	Page. Phyllis	0:34:36	F	182	Q	7	716	11:10

Division I
WOMEN'S 5K TEAM ROAD RACE

PL GE	Name	Time	Sex / PL	Div / PL	Race#	Pace
* 2	Stegmiller, Heidi	0:17:39	F 2	K 2	738	5:42
* 4	Ludwigson, Liz	0:17:48	F 4	J 1	731	5:45
* 5	Healy, Janet	0:17:48	F 5	K 3	741	5:45
* 6	Stevens, Kathy	0:17:52	F 6	L 2	745	5:46
10	Gaydos, Laura	0:18:15	F 10	K 5	740	5:53
20	Glendenning, Jeff	0:18:36	F 20	K 9	743	6:00
38	Hansen, Carol	0:19:47	F 36	L 7	752	6:23
41	Weil, Toni	0:19:55	F 38	K 16	742	6:25
48	Weissman, Karen	0:20:07	F 44	L 9	747	6:29
56	D'Antonio, Linda	0:20:23	F 49	J 10	732	6:35
* 70	Vassigh, Madelyn	0:20:42	F 61	O 3	756	6:41
71	Baecker, Debbi	0:20:43	F 62	L 13	751	6:41
104	Campion, Gwenn	0:21:36	F 89	J 18	736	6:58
106	Williams, Liz	0:21:38	F 91	N 10	755	6:59
114	Skelly, Eileen	0:21:48	F 97	M 16	753	7:02
134	Barry, Gerry	0:22:42	F 113	O 12	758	7:19
160	Oliver, Debbi	0:23:51	F 137	K 31	737	7:42
163	Mahle, Rose	0:23:55	F 140	O 16	757	7:43
167	Mason, Edie	0:24:17	F 143	P 6	759	7:50
177	Hogan, Liz	0:25:25	F 150	P 8	761	8:12
* 178	Taylor, Shirley	0:25:35	F 151	Q 1	762	8:15

PL IBM	Name	Time	Sex / PL	Div / PL	Race#	Pace
* 9	John, Stephanie	0:18:14	F 9	M 2	949	5:53
19	MacCarroll, Sheri	0:18:33	F 19	K 8	946	5:59
30	Murphy, Katy	0:19:26	F 28	J 6	941	6:16
32	Nelson, Connie	0:19:32	F 30	L 6	943	6:18
* 66	Rome, Grace	0:20:33	F 58	P 1	950	6:38
84	Moran, Julie	0:21:08	F 72	J 14	715	6:49
101	Gerber, Kathy	0:21:31	F 86	N 8	945	6:56
149	Alice, Kay	0:23:04	F 127	M 21	706	7:26
200	Magana, Maria	0:26:58	F 167	M 23	944	8:42
205	Soqui, Emilia	0:27:37	F 170	P 15	947	8:55
209	Taub, Judy	0:28:32	F 174	O 22	942	9:12

Division I
WOMEN'S 5K TEAM ROAD RACE

PL	Name	Time	Sex / PL	Div / PL	Race#	Pace
Ten (4)						
* 1	Hochella.Lorrain	0:17:18	F 1	K	1-	905 5:35
* 3	Hlavka. Cory	0:17:45	F 3	L	1-	904 5:44
* 12	Caballero. Rita	0:18:20	F 12	J	2-	900 5:55
138	Uresti. Yolanda	0:22:47	F 117	N	17	906 7:21
146	Garcia. Neomi	0:22:59	F 124	P	4-	901 7:25
190	Herndon. Fran	0:26:26	F 161	P	12	903 8:32
217	Geyer. Bette	0:33:31	F 181	Q	6	902 10:49

PL	Name	Time	Sex / PL	Div / PL	Race#	Pace
Hug (5)						
13	Siek. Julie	0:18:22	F 13	K	6-	876 5:55
* 47	Stolz. Sue	0:20:05	F 43	N	3-	877 6:29
75	Holland. Dianna	0:20:52	F 65	M	12-	873 6:44
88	Gracyzk. Kim	0:21:16	F 76	K	25	872 6:52
150	Bernstein. Lynn	0:23:07	F 128	L	20	867 7:27
* 189	Goldberg. Alice	0:26:25	F 160	Q	2-	871 8:31
191	Martin. Ann	0:26:28	F 162	P	13	875 8:32

PL	Name	Time	Sex / PL	Div / PL	Race#	Pace
USW (6)						
7	Ludwig. Melody	0:18:07	F 7	K	4-	956 5:51
* 46	Alkana. Jayne	0:20:03	F 42	N	2-	959 6:28
98	Schroeder. Janell	0:21:28	F 83	N	6-	954 6:55
111	Cramer. Margaret	0:21:42	F 94	O	7	958 7:00
143	Nilson. Karen	0:22:56	F 121	N	18	951 7:24
186	Erzen. Helen	0:26:18	F 158	P	11	957 8:29
187	Swinerton. Judy	0:26:18	F 159	L	27	953 8:29
* 203	Valdez. Toni	0:27:19	F 168	Q	3-	790 8:49

PL	Name	Time	Sex / PL	Div / PL	Race#	Pace
TI (?)						
23	Cason. Trish	0:18:40	F 23	J	5-	817 6:01
35	Kraft. Laureen	0:19:34	F 33	K	14-	814 6:19
87	Rambin. Christie	0:21:12	F 75	J	15-	812 6:50
123	Kennard. Mary	0:22:10	F 103	O	9-	815 7:09

Division I
WOMEN'S 5K TEAM ROAD RACE

PL	Name	Time	Sex / PL	Div / PL	Race#	Pace
HP (8)						
* 8	Simmie. Beckie	0:18:11	F 8	M 1	677	5:52
29	McManamon. Nathal	0:19:20	F 27	K 13	671	6:14
45	Miller. Judy	0:20:03	F 41	J 8	676	6:28
79	Nichols. Kelly	0:20:58	F 68	J 13	670	6:46
108	Durant. Meredith	0:21:41	F 92	J 19	646	7:00
135	Schlegel. Geri	0:22:42	F 114	N 15	673	7:19
* 141	Kerr. Rita	0:22:53	F 119	P 3	672	7:23
182	Reagan. Janette	0:26:02	F 155	L 25	645	8:24

PL	Name	Time	Sex / PL	Div / PL	Race#	Pace
Pac (9)						
31	Tabler. Kerry	0:19:29	F 29	M 4	889	6:17
51	Paine. Robin	0:20:09	F 46	M 9	884	6:30
53	Zuker. Gail	0:20:17	F 47	J 9	899	6:33
58	Lance. Maureen	0:20:25	F 50	M 10	887	6:35
68	Raygoza. Debbie	0:20:40	F 59	J 12	895	6:40
86	Hunter. Sue	0:21:11	F 74	K 24	898	6:50
89	Stickle. Edda	0:21:18	F 77	O 4	894	6:52
91	Cowley. Ann	0:21:19	F 79	K 26	890	6:53
99	Kinder. Elisa	0:21:28	F 84	M 14	892	6:55
102	Vanusa. Rosemarie	0:21:32	F 87	N 9	786	6:57
112	Tenant. Willie	0:21:43	F 95	N 12	888	7:00
118	Condon. Susan	0:21:55	F 100	O 8	882	7:04
124	Forbes. Susan	0:22:15	F 104	K 28	788	7:11
125	Murray. Doerte	0:22:18	F 105	O 10	883	7:12
179	Miller. Pat	0:25:36	F 152	P 9	881	8:15

PL	Name	Time	Sex / PL	Div / PL	Race#	Pace
Del (10)						
* 16	Mantanyen. Linda	0:18:30	F 16	N 1	652	5:58
18	Nelson. Kim	0:18:31	F 18	L 4	651	5:58
117	Conrath. Nobla	0:21:54	F 99	M 17	649	7:04
147	Olivera. Mimi	0:23:00	F 125	O 14	655	7:25
168	Grissom. Susan	0:24:29	F 144	N 23	659	7:54
184	Anthony. Bobbia	0:26:11	F 156	N 25	647	8:27
197	Gerrity. Marge	0:26:46	F 165	P 14	656	8:38

Division I
WOMEN'S 5K TEAM ROAD RACE

PL	Name	Time	Sex / PL	Div / PL	Race#	Pace
Cok <11>						
83	Williams. Alliso	0:21:05	F 71	L 16	807	6:48
116	Stapinski. Ann	0:21:50	F 98	K 27	808	7:03
156	Wells. Jeanette	0:23:42	F 134	P 5	643	7:39
159	Levey. Deborah	0:23:49	F 136	M 22	809	7:41
172	Philip. Virginia	0:24:49	F 147	O 18	810	8:00
185	Mims. Vicki	0:26:13	F 157	L 26	802	8:27
208	Ewing. Diane	0:28:26	F 173	O 21	805	9:10
210	Harvey. Kim	0:29:22	F 175	K 32	796	9:28

PL	Name	Time	Sex / PL	Div / PL	Race#	Pace
DEC <12>						
43	Sullivan. Patti	0:20:00	F 40	L 8	934	6:27
74	Lemaire. Louise	0:20:45	F 64	L 14	937	6:42
78	Schalke. Rini	0:20:55	F 67	N 4	935	6:45
103	Monsen. Karen	0:21:34	F 88	O 5	936	6:57
152	Filippone. Lucy	0:23:19	F 130	J 21	939	7:31

PL	Name	Time	Sex / PL	Div / PL	Race#	Pace
CIG <13>						
* 14	Haynes. Julie	0:18:25	F 14	J 3	859	5:56
* 15	Arnold. Jane	0:18:29	F 15	M 3	865	5:58
* 63	Marchetti. Jo	0:20:31	F 55	O 2	857	6:37
95	Morris. Donna	0:21:24	F 80	J 16	856	6:54
113	Kristie. Barbara	0:21:45	F 96	M 15	858	7:01
133	Dabbondanza. Debb	0:22:36	F 112	J 20	862	7:17
158	Arnold. Carolyn	0:23:45	F 135	N 21	866	7:40
199	Sylvester. Eileen	0:26:56	F 166	J 23	852	8:41
215	Rich. Sandi	0:30:46	F 180	J 25	853	9:55

Division I
WOMEN'S 5K TEAM ROAD RACE

PL	Name	Time	Sex / PL	Div / PL	Race#	Pace
Ust <14>						
17	Cameron. Laura	0:18:30	F 17	K 7-	825	5:58
65	Massee. Mary	0:20:33	F 57	L 12-	830	6:38
73	Smith. Mary	0:20:44	F 63	K 20	823	6:41
85	Rusnock. Cindy	0:21:10	F 73	K 23	829	6:50
122	Mathias. Rosemary	0:22:06	F 102	M 18	820	7:08
128	Whittier. Diane	0:22:22	F 108	O 11-	828	7:13
153	Martin. Deena	0:23:24	F 131	L 21	824	7:33
154	Adams. Pat	0:23:24	F 132	L 22	821	7:33
155	Monroe. Bernetta	0:23:40	F 133	L 23	822	7:38
165	Osei. Avry	0:24:10	F 142	N 22	827	7:48
204	Borg. Evelyn	0:27:34	F 169	Q 4-	826	8:54

PL	Name	Time	Sex / PL	Div / PL	Race#	Pace
TRU <15>						
105	Owen. Kathie	0:21:37	F 90	O 6-	910	6:58
164	Daigel. Judy	0:23:55	F 141	O 17-	907	7:43
169	Moon. Tracy	0:24:34	F 145	J 22-	908	7:55
180	Milke. Karen	0:25:52	F 153	P 10-	911	8:21

PL	Name	Time	Sex / PL	Div / PL	Race#	Pace
BoR <16>						
36	Luca. Maureen	0:19:35	F 34	M 7-	845	6:19
59	Vega. Ruth	0:20:26	F 51	J 11-	842	6:35
61	Simonson. Jenny	0:20:30	F 53	K 18	844	6:37
129	Lowers. Lauri	0:22:24	F 109	K 29	846	7:14
132	Smith. Jan	0:22:27	F 111	N 14-	843	7:15
137	Ciardullo. Caroly	0:22:47	F 116	M 19	849	7:21
171	Berg. Ida Mae	0:24:48	F 146	P 7-	851	8:00
176	Carmona. Averil	0:25:22	F 149	O 19	850	8:11
196	King. Rosemary	0:26:44	F 164	N 27	847	8:37
211	Baldwin. Sheila	0:29:28	F 176	K 33	837	9:30
214	Lutich. Helen	0:30:05	F 179	P 18	840	9:42

Division I
WOMEN'S 5K TEAM ROAD RACE

PL	Name	Time	Sex / PL	Div / PL	Race#	Pace
Exx (17)						
37	Atchison. Sandy	0:19:36	F 35	K 15	784	6:19
62	Ruf. Amy	0:20:31	F 54	K 19	789	6:37
64	Gallagher. Peggy	0:20:32	F 56	L 11	794	6:37
142	Bacon. Linda	0:22:56	F 120	K 30	785	7:24

PL	Name	Time	Sex / PL	Div / PL	Race#	Pace
Crs (18)						
77	Wesley. Linda	0:20:54	F 66	K 21	682	6:45
80	Kadnuck. Sue	0:20:58	F 69	L 15	681	6:46
97	Zeller. Debra	0:21:26	F 82	J 17	679	6:55
121	Jones. Mary Jane	0:22:01	F 101	L 17	680	7:06

PL	Name	Time	Sex / PL	Div / PL	Race#	Pace
Loc (22)						
21	Martinez. Karen	0:18:38	F 21	J 4	783	6:01
24	Juri. Terry	0:18:52	F 24	K 11	781	6:05
33	Sprenger. Heather	0:19:32	F 31	M 5	775	6:18
42	Schmitt. Eileen	0:19:58	F 39	K 17	779	6:26
90	Fulton. Judy	0:21:18	F 78	M 13	774	6:52
139	Gaskin. Sherry	0:22:48	F 118	O 13	772	7:21
144	Escobar. Lydia	0:22:58	F 122	L 19	777	7:25
195	Siefert. Diane	0:26:42	F 163	N 26	773	8:37
212	Harris. Marige	0:29:59	F 177	P 16	766	9:40
213	Molsberry. Wally	0:30:01	F 178	P 17	770	9:41

Division I
MEN'S 10K TEAM ROAD RACE

PL	TIME/PTS	TEAM NAME	PTS
01 -	10.00	(01) AT & T	50
02 -	15.00	(02) GENERAL ELECTRIC	45
03 -	23.00	(07) TEXAS INSTR	41
04 -	26.00	(03) IBM	38
05 -	29.00	(05) HUGHES AIRCRAFT	36
06 -	30.00	(22) LOCKHEED	35
07 -	33.00	(08) HEWLETT-PACKARD	34
08 -	35.00	(14) WESTINGHOUSE	33
09 -	46.00	(06) US WEST	32
10 -	49.00	(04) TENNECO	31
11 -	57.00	(13) CIGNA	30
12 -	62.00	(09) PACIFIC TELESIS	29
13 -	69.00	(16) BANK OF AMERICA	21
14 -	70.00	(10) DELTA AIRLINES	20
15 -	79.00	(18) COORS	19
16	99.00	(12) DIGITAL	18
17	123.00	(11) COCA COLA	17
18	124.00	(23) ROCKWELL	16
19	125.00	(15) TRW	15
20	135.00	(17) EXXON	14

<u>Age Group</u>	<u>Div Code</u>
24 & under	AA
25 - 29	BB
30 - 34	CC
35 - 39	DD
40 - 44	EE
45 - 49	FF
50 - 54	GG
55 & over	HH

Division I
MEN'S 10K TEAM ROAD RACE

PL	NAME	TIME	SEX	PL	AGE	DIV / PL	RACE#	PACE	CAT	TEAM
** INCOMPLETE TEAM **										
1	Jankunas, Alan	00:30:35.0	M	29	BB	1	53	4:55	OP	HONEYWELL (20)
38	Garza, Jose	00:33:27.0	M	34	CC	13	54	5:23	OP	HONEYWELL (20)
3	Francissen, Vern	00:30:59.0	M	29	BB	2-	27	4:59	OP	AT & T (01)
8	Stroud, Randy	00:31:32.0	M	34	CC	3-	1	5:05	OP	AT & T (01)
12	Horman, Fred	00:31:57.0	M	24	AA	2-	1660	5:09	OP	AT & T (01)
17	Balaban, John	00:32:20.0	M	29	BB	8	7	5:12	OP	AT & T (01)
21	Riano, Ernesto	00:32:25.0	M	34	CC	8	1646	5:13	OP	AT & T (01)
26	McMahon, Mike	00:32:48.0	M	29	BB	9	39	5:17	OP	AT & T (01)
27	Melissas, Dave	00:32:57.0	M	24	AA	6	1657	5:18	OP	AT & T (01)
29	Barnes, John	00:33:08.0	M	34	CC	11	8	5:20	OP	AT & T (01)
32	Nowak, William	00:33:15.0	M	39	DD	3--	1641	5:21	OP	AT & T (01)
39	Hamza, Alex	00:33:28.0	M	29	BB	11	1738	5:23	OP	AT & T (01)
48	McCarthy, Ed	00:33:41.0	M	24	AA	10	38	5:25	OP	AT & T (01)
55	Wheeler, Tim	00:33:53.0	M	34	CC	16	1652	5:27	OP	AT & T (01)
58	Putnam, Lou	00:33:59.0	M	44	EE	6	3	5:28	OP	AT & T (01)
66	Whiteside, Jay	00:34:28.0	M	34	CC	19	1653	5:33	OP	AT & T (01)
70	Stotlar, Richard	00:34:43.0	M	49	FF	2-	1630	5:35	OP	AT & T (01)
72	Pfefferle, Dave	00:34:48.0	M	39	DD	12	1644	5:36	OP	AT & T (01)
74	Moffat, Roger	00:34:55.0	M	39	DD	13	1638	5:37	OP	AT & T (01)
76	Scoville, Tom	00:34:59.0	M	44	EE	9	1626	5:38	OP	AT & T (01)
88	Reitz, Jim	00:35:28.0	M	49	FF	4	1622	5:43	OP	AT & T (01)
89	Wyland, Marty	00:35:29.0	M	34	CC	24	1655	5:43	OP	AT & T (01)
109	Faherty, Dave	00:35:55.0	M	44	EE	17	22	5:47	OP	AT & T (01)
112	Daniels, Roger	00:36:02.0	M	54	GG	1-	17	5:48	OP	AT & T (01)
113	Galuppo, Frank	00:36:05.0	M	44	EE	18	28	5:49	OP	AT & T (01)
124	Gibbs, Phil	00:36:26.0	M	49	FF	10	5	5:52	OP	AT & T (01)
129	Filmanski, Ken	00:36:33.0	M	39	DD	17	1659	5:53	OP	AT & T (01)
130	Byers, Robert	00:36:34.0	M	44	EE	23	13	5:53	OP	AT & T (01)
137	Mutcheknaus, Low	00:36:43.0	M	49	FF	12	1640	5:55	OP	AT & T (01)
138	Felenchak, Al	00:36:47.0	M	34	CC	36	23	5:55	OP	AT & T (01)
140	Beckman, Gordon	00:36:51.0	M	49	FF	13	9	5:56	OP	AT & T (01)
145	Speight, Chuck	00:36:54.0	M	44	EE	24	1629	5:57	OP	AT & T (01)
165	Meech, Bob	00:37:36.0	M	49	FF	18	1614	6:03	OP	AT & T (01)
183	Webb, Steve	00:38:30.0	M	44	EE	29	1632	6:12	OP	AT & T (01)
185	Turley, Bill	00:38:41.0	M	59	HH	3--	1631	6:14	OP	AT & T (01)
188	Fleischhacker, Ke	00:38:58.0	M	54	GG	8	24	6:17	OP	AT & T (01)
192	Presley, Don	00:39:05.0	M	59	HH	4	1620	6:18	OP	AT & T (01)
195	Erwin, Dan	00:39:15.0	M	44	EE	31	21	6:19	OP	AT & T (01)
205	Jenkins, Joe	00:39:33.0	M	49	FF	29	16	6:22	OP	AT & T (01)
217	Dirago, George	00:40:02.0	M	54	GG	11	18	6:27	OP	AT & T (01)
232	Peterson, Ken	00:41:05.0	M	59	HH	11	1619	6:37	OP	AT & T (01)
247	Nolan, Larry	00:42:34.0	M	59	HH	15	1616	6:51	OP	AT & T (01)
255	Inglad, David	00:43:11.0	M	59	HH	21	14	6:57	OP	AT & T (01)
270	Englouer, Dick	00:45:10.0	M	49	FF	39	1636	7:17	OP	AT & T (01)
276	Hamilton, Ed	00:45:36.0	M	59	HH	30	10	7:21	OP	AT & T (01)
277	Folsom, Ken	00:46:12.0	M	59	HH	31	26	7:27	OP	AT & T (01)
284	Ysbaert, Emael	00:47:45.0	M	59	HH	32	1635	7:42	OP	AT & T (01)
289	Ramirez, Lou	00:48:46.0	M	44	EE	45	20	7:51	OP	AT & T (01)
290	Mahler, Ed	00:48:50.0	M	49	FF	45	2	7:52	OP	AT & T (01)

Division I
MEN'S 10K TEAM ROAD RACE

PL	NAME	TIME	SEX	PL	AGE	DIV	PL	RACE#	PACE	CAT	TEAM
4	Oliver, Steve	00:31:03.0	M		29	BB	3-	1666	5:00	OP	GENERAL ELECTRIC (02)
10	Leonard, Tom	00:31:44.0	M		34	CC	4-	1683	5:07	OP	GENERAL ELECTRIC (02)
13	Martin, John	00:32:08.0	M		34	CC	5	1682	5:10	OP	GENERAL ELECTRIC (02)
18	Heslin, John	00:32:20.0	M		34	CC	6	1686	5:12	OP	GENERAL ELECTRIC (02)
28	Woods, Larry	00:33:04.0	M		29	BB	10	1672	5:20	OP	GENERAL ELECTRIC (02)
37	Robertson, Randy	00:33:25.0	M		39	DD	5	1696	5:23	OP	GENERAL ELECTRIC (02)
40	Hamilton, Jim	00:33:30.0	M		24	AA	8	1674	5:24	OP	GENERAL ELECTRIC (02)
41	Townsend, Chuck	00:33:31.0	M		29	BB	12	1676	5:24	OP	GENERAL ELECTRIC (02)
43	Schaffstein, Fred	00:33:31.0	M		44	EE	4-	1700	5:24	OP	GENERAL ELECTRIC (02)
47	McGilvery, Earl	00:33:39.0	M		44	EE	5	1707	5:25	OP	GENERAL ELECTRIC (02)
71	Bieganski, Chet	00:34:45.0	M		39	DD	11	1694	5:36	OP	GENERAL ELECTRIC (02)
90	Maehl, Tom	00:35:30.0	M		24	AA	17	1663	5:43	OP	GENERAL ELECTRIC (02)
93	Doyle, Tim	00:35:33.0	M		34	CC	25	1684	5:44	OP	GENERAL ELECTRIC (02)
95	Spinney, Chris	00:35:37.0	M		24	AA	18	1664	5:44	OP	GENERAL ELECTRIC (02)
103	Vanvakis, Spiro	00:35:49.0	M		44	EE	13	1703	5:46	OP	GENERAL ELECTRIC (02)
117	Casillas, Jose	00:36:16.0	M		34	CC	30	1690	5:50	OP	GENERAL ELECTRIC (02)
118	Brown, Randy	00:36:16.0	M		29	BB	26	1675	5:50	OP	GENERAL ELECTRIC (02)
141	Wayte, Peter	00:36:52.0	M		49	FF	14	1714	5:56	OP	GENERAL ELECTRIC (02)
146	Sproul, Al	00:36:55.0	M		54	GG	3-	1718	5:57	OP	GENERAL ELECTRIC (02)
147	Hiedelberger, Bill	00:36:56.0	M		24	AA	20	1669	5:57	OP	GENERAL ELECTRIC (02)
148	Garrett, Roger	00:37:02.0	M		34	CC	37	1691	5:58	OP	GENERAL ELECTRIC (02)
156	Slouma, Skip	00:37:18.0	M		59	HH	1-	1727	6:00	OP	GENERAL ELECTRIC (02)
168	Kurz, Walt	00:37:51.0	M		54	GG	6	1721	6:06	OP	GENERAL ELECTRIC (02)
178	Anderson, Jerry	00:38:18.0	M		49	FF	23	1712	6:10	OP	GENERAL ELECTRIC (02)
202	Lundscoe, Roger	00:39:28.0	M		49	FF	27	1711	6:21	OP	GENERAL ELECTRIC (02)
215	Dickerson, Larry	00:39:52.0	M		59	HH	6	1726	6:25	OP	GENERAL ELECTRIC (02)
218	Simpson, Doug	00:40:03.0	M		49	FF	33	1715	6:27	OP	GENERAL ELECTRIC (02)
219	Burian, Wayne	00:40:08.0	M		54	GG	12	1717	6:28	OP	GENERAL ELECTRIC (02)
221	Romesburg, Eph	00:40:11.0	M		59	HH	7	1728	6:28	OP	GENERAL ELECTRIC (02)
225	Olsson, Don	00:40:24.0	M		54	GG	13	1719	6:30	OP	GENERAL ELECTRIC (02)
233	Montgomery, Lowell	00:41:09.0	M		54	GG	15	1723	6:38	OP	GENERAL ELECTRIC (02)
236	Coe, Gordon	00:41:32.0	M		59	HH	13	1725	6:41	OP	GENERAL ELECTRIC (02)
245	Roode, Bill	00:42:28.0	M		44	EE	40	1704	6:50	OP	GENERAL ELECTRIC (02)
264	Tiemann, Jerry	00:44:10.0	M		59	HH	26	1729	7:07	OP	GENERAL ELECTRIC (02)
9	Bomber, Ed	00:31:35.0	M		29	BB	6-	271	5:05	OP	HEWLETT-PACKARD (08)
16	Richard, Dale	00:32:17.0	M		24	AA	4-	272	5:12	OP	HEWLETT-PACKARD (08)
19	Hinojosa, Raley	00:32:21.0	M		39	DD	1-	281	5:13	OP	HEWLETT-PACKARD (08)
25	McCullough, Dan	00:32:47.0	M		34	CC	10-	280	5:17	OP	HEWLETT-PACKARD (08)
44	Purcell, Brian	00:33:32.0	M		34	CC	14	49	5:24	OP	HEWLETT-PACKARD (08)
99	Steele, Craig	00:35:43.0	M		44	EE	12-	274	5:45	OP	HEWLETT-PACKARD (08)
119	Hart, Alan	00:36:17.0	M		34	CC	31	51	5:51	OP	HEWLETT-PACKARD (08)
7	Lyon, Dan	00:31:31.0	M		29	BB	5-	523	5:05	OP	TEXAS INSTR (07)
15	Black, Tim	00:32:11.0	M		24	AA	3-	515	5:11	OP	TEXAS INSTR (07)
20	Acton, Thom	00:32:24.0	M		34	CC	7	512	5:13	OP	TEXAS INSTR (07)
35	McGehee, John	00:33:21.0	M		39	DD	4-	528	5:22	OP	TEXAS INSTR (07)
42	Hork Sin, Leon	00:33:31.0	M		39	DD	6-	520	5:24	OP	TEXAS INSTR (07)
53	Hardy, Jerry	00:33:49.0	M		39	DD	9	519	5:27	OP	TEXAS INSTR (07)
61	Hesketh, Scott	00:34:11.0	M		29	BB	17	517	5:30	OP	TEXAS INSTR (07)
69	Pryor, Alan	00:34:33.0	M		24	AA	14	52	5:34	OP	TEXAS INSTR (07)
91	Choquette, Mauric	00:35:30.0	M		49	FF	5-	516	5:43	OP	TEXAS INSTR (07)
107	Haliburton, Pat	00:35:54.0	M		44	EE	15	518	5:47	OP	TEXAS INSTR (07)
123	Nelsen, David	00:36:25.0	M		29	BB	28	527	5:52	OP	TEXAS INSTR (07)
133	Herrick, Tom	00:36:38.0	M		29	BB	29	513	5:54	OP	TEXAS INSTR (07)
228	Thomas, Tom	00:40:51.0	M		59	HH	10	525	6:35	OP	TEXAS INSTR (07)

Division I

MEN'S 10K TEAM ROAD RACE

PL	NAME	TIME	SEX	PL	AGE	DIV / PL	RACE#	PACE	CAT	TEAM
11	Herndon, Bob	00:31:57.0	M		24	AA 1-	241	5:09	OP	LOCKHEED (22)
14	Gyorey, Mark	00:32:10.0	M		29	BB 7-	253	5:11	OP	LOCKHEED (22)
31	Pelguta, Tom	00:33:14.0	M		39	DD 2-	232	5:21	OP	LOCKHEED (22)
50	Misner, Jim	00:33:43.0	M		29	BB 13	224	5:26	OP	LOCKHEED (22)
77	Howell, Jim	00:35:05.0	M		44	EE 10-	251	5:39	OP	LOCKHEED (22)
105	Anderson, Don	00:35:51.0	M		39	DD 16	249	5:46	OP	LOCKHEED (22)
127	Sepko, Charlie	00:36:32.0	M		44	EE 21	252	5:53	OP	LOCKHEED (22)
139	Rea, Bob	00:36:49.0	M		39	DD 18	250	5:56	OP	LOCKHEED (22)
143	Wheeler, Jack	00:36:53.0	M		49	FF 16	246	5:56	OP	LOCKHEED (22)
154	Hughes, Dennis	00:37:11.0	M		49	FF 17	233	5:59	OP	LOCKHEED (22)
172	Hurtado, Joe	00:37:58.0	M		49	FF 21	236	6:07	OP	LOCKHEED (22)
175	Scholtes, Barry	00:38:13.0	M		44	EE 28	257	6:09	OP	LOCKHEED (22)
177	Johnston, Bill	00:38:18.0	M		39	DD 25	223	6:10	OP	LOCKHEED (22)
201	Browning, Kevin	00:39:27.0	M		34	CC 45	230	6:21	OP	LOCKHEED (22)
203	Okerman, Jerry	00:39:32.0	M		44	EE 32	254	6:22	OP	LOCKHEED (22)
210	Lewis, Jerry	00:39:45.0	M		54	GG 10-	237	6:24	OP	LOCKHEED (22)
220	Daily, Bill	00:40:09.0	M		49	FF 34	245	6:28	OP	LOCKHEED (22)
230	Jemison, Tom	00:40:53.0	M		44	EE 37	259	6:35	OP	LOCKHEED (22)
272	Reynolds, Tom	00:45:15.0	M		59	HH 29	242	7:17	OP	LOCKHEED (22)
285	Baxter, Ned	00:47:46.0	M		59	HH 33	240	7:42	OP	LOCKHEED (22)
288	Glick, Vern	00:48:27.0	M		49	FF 44	244	7:48	OP	LOCKHEED (22)
6	Wilkins, Eric	00:31:28.0	M		34	CC 2-	531	5:04	OP	WESTINGHOUSE (14)
46	Egolf, Steve	00:33:37.0	M		24	AA 9-	530	5:25	OP	WESTINGHOUSE (14)
54	Keating, Paul	00:33:52.0	M		29	BB 15	555	5:27	OP	WESTINGHOUSE (14)
59	Dorst, Tom	00:34:06.0	M		29	BB 16	548	5:30	OP	WESTINGHOUSE (14)
64	Ascenzi, Mike	00:34:21.0	M		34	CC 18	535	5:32	OP	WESTINGHOUSE (14)
81	Hurst, Karl	00:35:11.0	M		29	BB 20	556	5:40	OP	WESTINGHOUSE (14)
86	Najera, Graciano	00:35:19.0	M		34	CC 23	529	5:41	OP	WESTINGHOUSE (14)
110	Wise, Bill	00:35:58.0	M		49	FF 7-	532	5:48	OP	WESTINGHOUSE (14)
115	Ferson, Will	00:36:13.0	M		49	FF 8-	538	5:50	OP	WESTINGHOUSE (14)
116	Zadeh, Parvis	00:36:14.0	M		34	CC 29	549	5:50	OP	WESTINGHOUSE (14)
120	Geisendaffer, Ed	00:36:18.0	M		49	FF 9-	543	5:51	OP	WESTINGHOUSE (14)
121	Konstant, Tony	00:36:19.0	M		44	EE 19	554	5:51	OP	WESTINGHOUSE (14)
136	Schermerhorn, Tom	00:36:41.0	M		34	CC 35	539	5:55	OP	WESTINGHOUSE (14)
161	Miles, Pat	00:37:28.0	M		34	CC 38	542	6:02	OP	WESTINGHOUSE (14)
162	Demangone, Barry	00:37:29.0	M		44	EE 26	537	6:02	OP	WESTINGHOUSE (14)
170	Davis, Frank	00:37:54.0	M		49	FF 20	557	6:06	OP	WESTINGHOUSE (14)
182	Shiako, Steve	00:38:22.0	M		39	DD 27	536	6:11	OP	WESTINGHOUSE (14)
204	Hillquist, Lauren	00:39:33.0	M		49	FF 28	546	6:22	OP	WESTINGHOUSE (14)
207	Helmich, Gene	00:39:36.0	M		44	EE 33	547	6:23	OP	WESTINGHOUSE (14)
209	McGawn, Mal	00:39:37.0	M		49	FF 31	540	6:23	OP	WESTINGHOUSE (14)
216	Wilson, Wayne	00:40:01.0	M		44	EE 35	544	6:27	OP	WESTINGHOUSE (14)
234	Kenny, Bill	00:41:19.0	M		59	HH 12	533	6:39	OP	WESTINGHOUSE (14)
248	Cunkelman, Willis	00:42:38.0	M		59	HH 16	545	6:52	OP	WESTINGHOUSE (14)
265	Hart, Dick	00:44:28.0	M		59	HH 27	541	7:10	OP	WESTINGHOUSE (14)
2	Menchaca, Art	00:30:51.0	M		34	CC 1-	382	4:58	OP	HUGHES AIRCRAFT (05)
5	Eisenmenger, Mark	00:31:25.0	M		29	BB 4-	155	5:04	OP	HUGHES AIRCRAFT (05)
56	Aranas, John	00:33:58.0	M		24	AA 11-	154	5:28	OP	HUGHES AIRCRAFT (05)
87	McDowell, Jack	00:35:22.0	M		44	EE 11-	164	5:42	OP	HUGHES AIRCRAFT (05)
158	Devine, Pat	00:37:19.0	M		59	HH 2-	158	6:01	OP	HUGHES AIRCRAFT (05)
159	Stocksdale, Kim	00:37:20.0	M		39	DD 21	171	6:01	OP	HUGHES AIRCRAFT (05)
238	Davis, Dennis	00:41:48.0	M		39	DD 31	156	6:44	OP	HUGHES AIRCRAFT (05)
254	Sather, Mike	00:43:09.0	M		59	HH 20	168	6:57	OP	HUGHES AIRCRAFT (05)
273	Dong, Low	00:45:22.0	M		49	FF 41	173	7:19	OP	HUGHES AIRCRAFT (05)
293	Sprague, Art	00:50:11.0	M		54	GG 21	170	8:05	OP	HUGHES AIRCRAFT (05)

Division I

MEN'S 10K TEAM ROAD RACE

PL	NAME	TIME	SEX	PL	AGE	DIV	PL	RACE#	PACE	CAT	TEAM
24	McKee, Kevin	00:32:46.0	M	24	AA	5-	429	5:17	OP	IBM (03)	
51	Welch, Craig	00:33:46.0	M	29	BB	14	423	5:26	OP	IBM (03)	
65	Frawley, Chuck	00:34:26.0	M	49	FF	1-	441	5:33	OP	IBM (03)	
75	Lorenz, Steve	00:34:57.0	M	44	EE	8-	437	5:38	OP	IBM (03)	
94	Swetz, Rich	00:35:35.0	M	34	CC	26	424	5:44	OP	IBM (03)	
96	Lyon, Mark	00:35:37.0	M	34	CC	27	444	5:44	OP	IBM (03)	
150	Peller, Jim	00:37:06.0	M	54	GG	4-	428	5:59	OP	IBM (03)	
173	Banker, George	00:38:03.0	M	39	DD	23	431	6:08	OP	IBM (03)	
196	Esau, Larry	00:39:17.0	M	54	GG	9	427	6:20	OP	IBM (03)	
223	Almon, Bill	00:40:18.0	M	59	HH	8-	425	6:30	OP	IBM (03)	
235	Taub, Jerry	00:41:22.0	M	54	GG	16	426	6:40	OP	IBM (03)	
243	Dowdy, John	00:42:15.0	M	24	AA	31	442	6:48	OP	IBM (03)	
267	Baransy, Terry	00:44:42.0	M	49	FF	37	438	7:12	OP	IBM (03)	
271	Rootsaert, Bob	00:45:14.0	M	49	FF	40	440	7:17	OP	IBM (03)	
275	Nonnewacher, Jim	00:45:33.0	M	34	CC	49	443	7:20	OP	IBM (03)	
36	Torres, Phil	00:33:24.0	M	24	AA	7-	110	5:23	OP	PACIFIC TELESIS (09)	
57	Valdez, Rich	00:33:59.0	M	24	AA	12-	115	5:28	OP	PACIFIC TELESIS (09)	
82	Dlsen, Ken	00:35:14.0	M	34	CC	21	128	5:40	OP	PACIFIC TELESIS (09)	
84	George, Lloyd	00:35:17.0	M	34	CC	22	127	5:41	OP	PACIFIC TELESIS (09)	
114	Wolf, Mike	00:36:11.0	M	29	BB	25	129	5:50	OP	PACIFIC TELESIS (09)	
122	Garcia, David	00:36:23.0	M	29	BB	27	121	5:52	OP	PACIFIC TELESIS (09)	
152	Goldman, Len	00:37:07.0	M	44	EE	25	111	5:59	OP	PACIFIC TELESIS (09)	
186	Holmes, Bryan	00:38:50.0	M	54	GG	7-	117	6:15	OP	PACIFIC TELESIS (09)	
200	Wang, Miu	00:39:25.0	M	24	AA	27	113	6:21	OP	PACIFIC TELESIS (09)	
206	Major, Jack	00:39:34.0	M	49	FF	30	112	6:22	OP	PACIFIC TELESIS (09)	
246	O'Brien, Bill	00:42:32.0	M	54	GG	18-	123	6:51	OP	PACIFIC TELESIS (09)	
252	Walsh, Tom	00:42:50.0	M	59	HH	18-	114	6:54	OP	PACIFIC TELESIS (09)	
258	Dalton, Dan	00:43:33.0	M	59	HH	24	120	7:01	OP	PACIFIC TELESIS (09)	
292	Jahn, Dennis	00:49:54.0	M	44	EE	47	126	8:02	OP	PACIFIC TELESIS (09)	
49	Walters, John	00:33:42.0	M	39	DD	7-	151	5:26	OP	TENNECO (04)	
62	Marrone, Frank	00:34:12.0	M	24	AA	13-	143	5:30	OP	TENNECO (04)	
67	Bunnell, Mike	00:34:28.0	M	39	DD	10-	134	5:33	OP	TENNECO (04)	
108	Denman, Charlie	00:35:55.0	M	44	EE	16	138	5:47	OP	TENNECO (04)	
128	Potter, Rick	00:36:32.0	M	44	EE	22	145	5:53	OP	TENNECO (04)	
142	Hart, Barry	00:36:52.0	M	49	FF	15	140	5:56	OP	TENNECO (04)	
212	Mackay, Angus	00:39:48.0	M	49	FF	32	153	6:25	OP	TENNECO (04)	
214	Scott, Bob	00:39:48.0	M	59	HH	5-	148	6:25	OP	TENNECO (04)	
244	Saffel, Bob	00:42:20.0	M	59	HH	14-	147	6:49	OP	TENNECO (04)	
253	White, Robert	00:43:06.0	M	59	HH	19	152	6:57	OP	TENNECO (04)	
261	Sawyer, Steve	00:44:00.0	M	49	FF	36	188	7:05	OP	TENNECO (04)	
268	Bernacki, Ed	00:44:53.0	M	49	FF	38	133	7:14	OP	TENNECO (04)	
52	Knoll, Paul	00:33:46.0	M	39	DD	8-	456	5:26	OP	US WEST (06)	
63	Cruz, Tar	00:34:13.0	M	29	BB	18-	453	5:31	OP	US WEST (06)	
79	Griffith, Dave	00:35:10.0	M	49	FF	3-	454	5:40	OP	US WEST (06)	
97	Beattie, Jack	00:35:39.0	M	49	FF	6-	450	5:45	OP	US WEST (06)	
125	O'Brien, Jim	00:36:27.0	M	49	FF	11-	458	5:52	OP	US WEST (06)	
167	Menard, Steve	00:37:51.0	M	49	FF	19	457	6:06	OP	US WEST (06)	
256	Coe, Lee	00:43:17.0	M	59	HH	22	452	6:58	OP	US WEST (06)	

Division I

MEN'S 10K TEAM ROAD RACE

PL	NAME	TIME	SEX / PL	AGE DIV / PL	RACE#	PACE	CAT	TEAM
68	Mallow, Bob	00:34:30.0	M	44 EE 7-	300	5:33	OP	COORS (18)
92	Felker, Scott	00:35:31.0	M	29 BB 21-	383	5:43	OP	COORS (18)
98	Kawkis, John	00:35:42.0	M	39 DD 15-	298	5:45	OP	COORS (18)
100	Weber, Ralph	00:35:45.0	M	29 BB 22-	297	5:45	OP	COORS (18)
101	Manzella, John	00:35:46.0	M	34 CC 28	299	5:46	OP	COORS (18)
106	Johnson, Steve	00:35:53.0	M	44 EE 14-	301	5:47	OP	COORS (18)
184	Kellog, Dick	00:38:35.0	M	49 FF 25	302	6:13	OP	COORS (18)
30	Fusco, Robert	00:33:13.0	M	34 CC 12-	402	5:21	OP	DIGITAL (12)
73	Devlin, John	00:34:55.0	M	29 BB 19-	386	5:37	OP	DIGITAL (12)
131	Schutzman, Neil	00:36:34.0	M	34 CC 32	393	5:53	OP	DIGITAL (12)
135	Mildram, Doug	00:36:39.0	M	34 CC 34	391	5:54	OP	DIGITAL (12)
151	Heffernan, John	00:37:07.0	M	29 BB 30	389	5:59	OP	DIGITAL (12)
155	Alvidrez, Artie	00:37:14.0	M	39 DD 20-	390	6:00	OP	DIGITAL (12)
171	Singleton, John	00:37:57.0	M	39 DD 22-	395	6:07	OP	DIGITAL (12)
197	Easley, Brian	00:39:18.0	M	34 CC 44	387	6:20	OP	DIGITAL (12)
199	Schmidt, Bill	00:39:24.0	M	49 FF 26-	396	6:21	OP	DIGITAL (12)
211	Wetmiller, John	00:39:45.0	M	44 EE 34	399	6:24	OP	DIGITAL (12)
279	Walker, Al	00:46:53.0	M	29 BB 31	398	7:33	OP	DIGITAL (12)
282	Ouellette, Rolan	00:47:13.0	M	24 AA 33	392	7:36	OP	DIGITAL (12)
287	Tedford, Bob	00:48:23.0	M	59 HH 35	397	7:48	OP	DIGITAL (12)
296	Gill, Russ	00:56:13.0	M	44 EE 49	388	9:04	OP	DIGITAL (12)
22	Wessely, Wes	00:32:40.0	M	44 EE 1-	217	5:16	OP	DELTA AIRLINES (10)
45	Nelson, Don	00:33:33.0	M	34 CC 15-	216	5:24	OP	DELTA AIRLINES (10)
60	Winstal, Rick	00:34:08.0	M	34 CC 17-	215	5:30	OP	DELTA AIRLINES (10)
160	Usalis, Dan	00:37:24.0	M	24 AA 23-	219	6:01	OP	DELTA AIRLINES (10)
231	Lamm, Roy	00:41:05.0	M	54 GG 14-	196	6:37	OP	DELTA AIRLINES (10)
240	Brink, Len	00:41:50.0	M	49 FF 35	212	6:44	OP	DELTA AIRLINES (10)
260	Gehman, Larry	00:43:45.0	M	44 EE 41	200	7:03	OP	DELTA AIRLINES (10)
262	Colby, Don	00:44:01.0	M	59 HH 25	205	7:05	OP	DELTA AIRLINES (10)
263	Pillow, Jon	00:44:05.0	M	44 EE 42	207	7:06	OP	DELTA AIRLINES (10)
266	Gries, Leo	00:44:35.0	M	59 HH 28	213	7:11	OP	DELTA AIRLINES (10)
280	Brin, Don	00:47:09.0	M	49 FF 42	210	7:36	OP	DELTA AIRLINES (10)
281	Abbott, David	00:47:09.0	M	49 FF 43	199	7:36	OP	DELTA AIRLINES (10)
283	Kovalaski, Richar	00:47:33.0	M	44 EE 44	201	7:40	OP	DELTA AIRLINES (10)
34	McCool, Tony	00:33:18.0	M	44 EE 3-	352	5:22	OP	CIGNA (13)
104	Marshall, Michael	00:35:50.0	M	29 BB 24	55	5:46	OP	CIGNA (13)
111	Dunn, James	00:35:59.0	M	24 AA 19-	334	5:48	OP	CIGNA (13)
149	Moyer, Bill	00:37:04.0	M	24 AA 21-	354	5:58	OP	CIGNA (13)
153	Masterson, Bill	00:37:10.0	M	54 GG 5-	350	5:59	OP	CIGNA (13)
157	Porcello, David	00:37:19.0	M	24 AA 22	357	6:01	OP	CIGNA (13)
189	Atzert, Gregg	00:39:01.0	M	44 EE 30	324	6:17	OP	CIGNA (13)
190	Betts, Mikel	00:39:03.0	M	24 AA 26	326	6:17	OP	CIGNA (13)
198	Whiting, Bill	00:39:21.0	M	39 DD 29	367	6:20	OP	CIGNA (13)
208	Bisighini, Eric	00:39:37.0	M	24 AA 28	328	6:23	OP	CIGNA (13)
224	Hayes, Scott	00:40:20.0	M	24 AA 30	339	6:30	OP	CIGNA (13)
226	Stel, John	00:40:46.0	M	59 HH 9-	363	6:34	OP	CIGNA (13)
227	Walker, Warren	00:40:51.0	M	39 DD 30	366	6:35	OP	CIGNA (13)
251	Pinto, David	00:42:46.0	M	24 AA 32	356	6:53	OP	CIGNA (13)
294	Howes, Bill	00:51:31.0	M	59 HH 36	341	8:18	OP	CIGNA (13)

Division I

MEN'S 10K TEAM ROAD RACE

PL	NAME	TIME	SEX / PL	AGE DIV / PL	RACE#	PACE	CAT	TEAM
78	Strand, Gary	00:35:08.0	M	24 AA	15 - 321	5:40	OP	BANK OF AMERICA (16)
83	Smallwood, Robert	00:35:16.0	M	24 AA	16 - 319	5:41	OP	BANK OF AMERICA (16)
102	McIntyre, John	00:35:47.0	M	29 BB	23 316	5:46	OP	BANK OF AMERICA (16)
132	McCuen, Gary	00:36:37.0	M	54 GG	2 - 309	5:54	OP	BANK OF AMERICA (16)
144	Montoya, Joe	00:36:54.0	M	39 DD	19 - 323	5:57	OP	BANK OF AMERICA (16)
169	Kessler, Mike	00:37:53.0	M	34 CC	40 311	6:06	OP	BANK OF AMERICA (16)
193	Rowland, Jim	00:39:13.0	M	34 CC	42 315	6:19	OP	BANK OF AMERICA (16)
222	Sinclair, Michael	00:40:12.0	M	24 AA	29 318	6:29	OP	BANK OF AMERICA (16)
242	Bayless, Ron	00:42:00.0	M	39 DD	32 312	6:46	OP	BANK OF AMERICA (16)
249	Burron, Jim	00:42:41.0	M	59 HH	17 - 305	6:53	OP	BANK OF AMERICA (16)
257	Martin, Fred	00:43:19.0	M	59 HH	23 308	6:59	OP	BANK OF AMERICA (16)
134	Warren, Freeston	00:36:38.0	M	34 CC	33 566	5:54	OP	COCA COLA (11)
163	Petro, Greg	00:37:30.0	M	34 CC	39 568	6:02	OP	COCA COLA (11)
164	Daly, Mike	00:37:34.0	M	44 EE	27 - 563	6:03	OP	COCA COLA (11)
174	Morrow, Steve	00:38:06.0	M	39 DD	24 - 567	6:08	OP	COCA COLA (11)
176	Stapleton, Perry	00:38:15.0	M	49 FF	22 - 565	6:10	OP	COCA COLA (11)
179	Deary, Kevin	00:38:21.0	M	39 DD	26 - 580	6:11	OP	COCA COLA (11)
180	Flinn, Don	00:38:21.0	M	34 CC	41 571	6:11	OP	COCA COLA (11)
181	Dubow, Joel	00:38:22.0	M	49 FF	24 - 570	6:11	OP	COCA COLA (11)
191	Jordon, Larry	00:39:04.0	M	39 DD	28 569	6:18	OP	COCA COLA (11)
213	Unislawski, Jeff	00:39:48.0	M	34 CC	46 564	6:25	OP	COCA COLA (11)
229	Emerson, Greg	00:40:52.0	M	44 EE	36 588	6:35	OP	COCA COLA (11)
259	Flinn, Don	00:43:38.0	M	34 CC	47 578	7:02	OP	COCA COLA (11)
286	Carew, Jack	00:48:21.0	M	59 HH	34 573	7:47	OP	COCA COLA (11)
23	Araujo, John	00:32:41.0	M	34 CC	9 - 179	5:16	OP	ROCKWELL (23)
80	Soo Roo, Kie	00:35:10.0	M	34 CC	20 - 180	5:40	OP	ROCKWELL (23)
166	Holaday, Arnie	00:37:39.0	M	24 AA	24 - 182	6:04	OP	ROCKWELL (23)
187	Thiede, Robert	00:38:56.0	M	24 AA	25 - 181	6:16	OP	ROCKWELL (23)
291	Pulley, John	00:49:47.0	M	44 EE	46 - 178	8:01	OP	ROCKWELL (23)
85	Bostic, Roy	00:35:18.0	M	39 DD	14 - 495	5:41	OP	EXXON (17)
126	Barfoot, Lloyd	00:36:28.0	M	44 EE	20 - 499	5:52	OP	EXXON (17)
194	Ezell, Jim	00:39:14.0	M	34 CC	43 - 498	6:19	OP	EXXON (17)
241	Sumner, John	00:41:56.0	M	44 EE	39 - 508	6:45	OP	EXXON (17)
250	Carl, Don	00:42:41.0	M	54 GG	19 - 501	6:53	OP	EXXON (17)
274	Toups, Harry	00:45:31.0	M	44 EE	43 500	7:20	OP	EXXON (17)
295	Stone, Bill	00:52:54.0	M	44 EE	48 506	8:31	OP	EXXON (17)
33	Clark, Bill	00:33:17.0	M	44 EE	2 - 70	5:22	OP	TRW (15)
237	Levine, Mark	00:41:46.0	M	54 GG	17 - 63	6:44	OP	TRW (15)
239	Kraus, Ken	00:41:49.0	M	44 EE	38 - 60	6:44	OP	TRW (15)
269	Richichi, Mark	00:45:03.0	M	34 CC	48 - 65	7:15	OP	TRW (15)
278	Vitale, Bob	00:46:42.0	M	54 GG	20 - 61	7:31	OP	TRW (15)

Division I

WOMEN'S 10K TEAM ROAD RACE

PL	TIME/PTS	TEAM NAME	PTS
01 -	6.00	(02) GENERAL ELECTRIC	50
02 -	7.00	(04) TENNECO	45
03 -	9.00	(01) AT & T	41
04 -	15.00	(03) IBM	38
05 -	17.00	(22) LOCKHEED	36
06 -	19.00	(06) US WEST	35
07 -	21.00	(13) CIGNA	34
08 -	21.50	(09) PACIFIC TELESIS	33
09 -	24.00	(12) DIGITAL	32
10 -	27.00	(08) HEWLETT-PACKARD	31
11 -	28.00	(10) DELTA AIRLINES	30
12 -	31.00	(07) TEXAS INSTR	29
13 -	50.00	(16) BANK OF AMERICA	21
14 -	54.00	(14) WESTINGHOUSE	20
15 -	57.00	(15) TRW	19
16	58.00	(05) HUGHES AIRCRAFT	18
17	71.00	(11) COCA COLA	17
18	75.00	(18) COORS	16
19	77.00	(17) EXXON	15

Note: Using the tiebreaker rule, CIGNA was awarded 7th place over Pacific Telesis.

<u>Age Group</u>	<u>Div Code</u>
24 & under	JJ
25 - 29	KK
30 - 34	LL
35 - 39	MM
40 - 44	NN
45 - 49	OO
50 - 54	PP
55 & over	QQ

Division I
WOMEN'S 10K TEAM ROAD RACE

PL	Name	Time	Sex / PL	Div / PL	Race#	Pace
ATT <1>						
9	Dursthoff, Karen	0:38:52	F 9	K	4	694 6:16
11	Paul, Dede	0:39:00	F 11	K	6	710 6:17
* 18	Madson, Laurie	0:39:14	F 18	L	3 -	705 6:20
27	McKee, PJ	0:40:39	F 27	L	5	707 6:33
30	Hunter, Becky	0:41:03	F 30	L	6	702 6:37
32	Hiebert-Dodd, Kat	0:41:23	F 32	M	6	700 6:40
35	Searle, Susan	0:41:46	F 35	J	8	717 6:44
37	Peterson, Cathy	0:41:47	F 37	M	9	711 6:44
* 48	Hayden, Carol	0:42:38	F 48	O	1 -	699 6:53
49	Thompson, Giselle	0:42:42	F 49	L	11	725 6:53
58	Dixon, Jeannie	0:43:30	F 58	M	11	693 7:01
68	Emery, Elaine	0:44:21	F 68	K	17	695 7:09
84	Bullard, Judith	0:45:16	F 84	N	7	689 7:18
86	Commisso, Roberta	0:45:20	F 86	N	8	692 7:19
88	Smasal, Lori	0:45:35	F 88	K	24	721 7:21
100	Skudlark, Ann	0:47:21	F 100	L	19	720 7:38
* 102	Richardson, Joann	0:47:29	F 102	P	2 -	714 7:40
103	Sherwood, Gwenn	0:47:37	F 103	N	10	719 7:41
106	Salazar, Julie	0:47:44	F 106	M	16	739 7:42
114	Stohl, Frances	0:48:43	F 114	N	13	722 7:51
118	Olivarez, Susie	0:49:16	F 118	N	15	709 7:57
123	Stubblefield, Ann	0:50:18	F 123	N	17	723 8:07
124	Miller, Sandy	0:50:24	F 124	N	18	708 8:08
125	Tower, Frances	0:50:31	F 125	O	14	727 8:09
129	Madonia, Terry	0:50:55	F 129	L	23	666 8:13
134	Coleburn, Carla	0:51:59	F 134	J	23	691 8:23
137	Boger, Joan	0:52:14	F 137	N	21	688 8:25
143	Andrews, Pam	0:54:50	F 143	O	19	686 8:51
* 149	Farley, Dot	0:57:39	F 149	Q	3 -	696 9:18

Division I

WOMEN'S 10K TEAM ROAD RACE

PL	Name	Time	Sex / PL	Div / PL	Race#	Pace
GE (2)						
* 2	Stegmiller, Heidi	0:36:59	F 2	K 2	738	5:58
* 4	Gaydos, Laura	0:37:43	F 4	J 1	740	6:05
* 7	Stevens, Kathy	0:38:20	F 7	L 2	745	6:11
40	D'Antonio, Linda	0:41:48	F 40	J 10	732	6:45
42	Hansen, Carol	0:42:09	F 42	L 9	752	6:48
52	Weissman, Karen	0:43:05	F 52	L 12	747	6:57
* 55	Vassigh, Madelyn	0:43:22	F 55	O 3	756	7:00
59	Weil, Toni	0:43:39	F 59	K 15	742	7:02
62	Ingle, Kay	0:43:48	F 62	J 15	734	7:04
63	Baecker, Debbi	0:43:52	F 63	L 14	751	7:05
70	Ling, Sue	0:44:30	F 70	K 19	744	7:11
77	Campion, Gwenn	0:44:46	F 77	J 19	736	7:13
78	Williams, Liz	0:44:46	F 78	N 5	755	7:13
109	Barry, Gerry	0:47:58	F 109	O 12	758	7:44
110	Skelly, Eileen	0:48:00	F 110	M 17	753	7:45
126	Mahle, Rose	0:50:35	F 126	O 15	757	8:10
128	Mason, Edie	0:50:54	F 128	P 4	759	8:13
132	Oliver, Debbi	0:51:48	F 132	K 30	737	8:21
133	Hankin, Debbie	0:51:49	F 133	M 18	648	8:21
* 139	Taylor, Shirley	0:54:20	F 139	Q 1	762	8:46

PL	Name	Time	Sex / PL	Div / PL	Race#	Pace
IBM (3)						
* 6	John, Stephanie	0:38:16	F 6	M 1	949	6:10
20	MacCarroll, Sheri	0:39:19	F 20	K 10	946	6:20
* 56	Rome, Grace	0:43:25	F 56	P 1	950	7:00
76	Gerber, Kathy	0:44:43	F 76	N 4	945	7:13
151	Soqui, Emilia	0:59:26	F 151	P 9	947	9:35
154	Taub, Judy	1:01:28	F 154	O 21	942	9:55

PL	Name	Time	Sex / PL	Div / PL	Race#	Pace
Ten (4)						
* 1	Hochella, Lorrain	0:35:32	F 1	K 1	905	5:44
* 3	Hlavka, Cory	0:37:32	F 3	L 1	904	6:03
* 5	Caballero, Rita	0:38:13	F 5	J 2	900	6:10
115	Uresti, Yolanda	0:48:45	F 115	N 14	906	7:52
* 116	Garcia, Neomi	0:48:53	F 116	P 3	901	7:53
145	Herndon, Fran	0:55:25	F 145	P 7	903	8:56
156	Geyer, Bette	1:14:03	F 156	Q 4	902	11:57

Division I

WOMEN'S 10K TEAM ROAD RACE

PL	Name	Time	Sex / PL	Div / PL	Race#	Pace
Hug (5)						
15	Siek. Julie	0:39:10	F 15	K	8-	876 6:19
72	Gracyzk. Kim	0:44:33	F 72	K	20-	872 7:11
120	Bernstein. Lynn	0:49:56	F 120	L	22-	867 8:03
150	Martin. Ann	0:58:22	F 150	P	8-	875 9:25

PL	Name	Time	Sex / PL	Div / PL	Race#	Pace
USW (6)						
10	Ludwig. Melody	0:38:53	F 10	K	5-	956 6:16
38	Braithwaite. Kare	0:41:48	F 38	L	8	952 6:45
* 41	Alkana. Jayne	0:41:57	F 41	N	3-	959 6:46
53	Hayes. Sue	0:43:13	F 53	K	13	955 6:58
79	Schroeder. Janell	0:44:47	F 79	N	6-	954 7:13
95	Cramer. Margaret	0:46:37	F 95	O	8	958 7:31
140	Erzen. Helen	0:54:24	F 140	P	5-	957 8:46
141	Swinerton. Judy	0:54:24	F 141	L	24	953 8:46

PL	Name	Time	Sex / PL	Div / PL	Race#	Pace
TI (7)						
22	Libera. Marylee	0:39:28	F 22	J	6-	813 6:22
23	Cason. Trish	0:39:31	F 23	J	7-	817 6:22
26	Kraft. Laureen	0:40:16	F 26	K	11-	814 6:30
71	Rambin. Christie	0:44:31	F 71	J	17	812 7:11
92	Kennard. Mary	0:46:11	F 92	O	7-	815 7:27

PL	Name	Time	Sex / PL	Div / PL	Race#	Pace
HP (8)						
* 19	Spach. Susan	0:39:17	F 19	M	2-	678 6:20
31	Zimmer. Barb	0:41:08	F 31	M	5-	668 6:38
39	Lee. Jane	0:41:48	F 39	J	9-	726 6:45
44	Miller. Judy	0:42:24	F 44	J	11-	676 6:50
67	Durant. Meredith	0:44:14	F 67	J	16	646 7:08
85	King. Janet	0:45:17	F 85	M	14	644 7:18
90	Nichols. Kelly	0:45:45	F 90	J	20	670 7:23
119	Boswell. Lee	0:49:33	F 119	K	28	750 8:00

Division I
WOMEN'S 10K TEAM ROAD RACE

PL	Name	Time	Sex / PL	Div / PL	Race#	Pace
Pac (9)						
* 28	Tabler, Kerry	0:40:46	F 28	M 3-	889	6:35
36	Paine, Robin	0:41:47	F 36	M 8-	884	6:44
45	Batty, Kathleen	0:42:27	F 45	L 10	885	6:51
46	Lance, Maureen	0:42:28	F 46	M 10	887	6:51
47	Zuker, Gail	0:42:31	F 47	J 12	899	6:51
54	Raygoza, Debbie	0:43:17	F 54	J 14	895	6:59
60	Stickle, Edda	0:43:44	F 60	O 4-	894	7:03
64	Hunter, Sue	0:44:04	F 64	K 16	898	7:06
66	Kinder, Elisa	0:44:11	F 66	M 12	892	7:08
89	Condon, Susan	0:45:41	F 89	O 6-	882	7:22
94	Luna, Bea	0:46:29	F 94	K 25	896	7:30
99	Murray, Doerte	0:47:17	F 99	O 9	883	7:38
107	Tenant, Willie	0:47:45	F 107	N 11	888	7:42
121	Cowley, Ann	0:50:13	F 121	K 29	890	8:06

PL	Name	Time	Sex / PL	Div / PL	Race#	Pace
Del (10)						
* 12	Mantanyen, Linda	0:39:02	F 12	N 1-	652	6:18
25	Nelson, Kim	0:40:13	F 25	L 4-	651	6:29
50	Netland, Grace	0:42:45	F 50	J 13-	653	6:54
93	Conrath, Nobla	0:46:21	F 93	M 15	649	7:29
105	Olivera, Mimi	0:47:41	F 105	O 10-	660	7:41
130	Grissom, Susan	0:51:09	F 130	N 19	659	8:15

PL	Name	Time	Sex / PL	Div / PL	Race#	Pace
Cok (11)						
65	Williams, Alliso	0:44:08	F 65	L 15-	807	7:07
69	Stapinski, Ann	0:44:29	F 69	K 18-	808	7:10
75	Ferguson, Lisa	0:44:42	F 75	K 22	798	7:13
136	Jackson, Linda	0:52:02	F 136	K 31	806	8:24
138	Philip, Virginia	0:52:53	F 138	O 18-	810	8:32
152	Driscoll, Kathy	0:59:57	F 152	N 23	804	9:40
153	Ewing, Diane	1:00:01	F 153	O 20-	805	9:41

Division I
WOMEN'S 10K TEAM ROAD RACE

PL	Name	Time	Sex / PL	Div / PL	Race#	Pace
DEC <12>						
* 8	Bacon. Betsy	0:38:29	F 8	K	3-	932 6:12
34	Sullivan. Patti	0:41:42	F 34	L	7-	934 6:44
61	Lemaire. Louise	0:43:44	F 61	L	13	937 7:03
83	Monsen. Karen	0:45:11	F 83	O	5-	936 7:17
91	Schalke. Rini	0:45:56	F 91	N	9-	935 7:25
111	Filippone. Lucy	0:48:13	F 111	J	22	939 7:47

PL	Name	Time	Sex / PL	Div / PL	Race#	Pace
CIG <13>						
16	Haynes. Julie	0:39:10	F 16	J	4-	859 6:19
* 24	Arnold. Jane	0:40:09	F 24	N	2-	638 6:29
* 51	Marchetti. Jo	0:42:54	F 51	O	2-	857 6:55
82	Kristie. Barbara	0:45:04	F 82	M	13-	858 7:16
96	Morris. Donna	0:46:38	F 96	J	21	856 7:31
122	Arnold. Carolyn	0:50:15	F 122	N	16	866 8:06
147	Sylvester. Eileen	0:57:18	F 147	J	25	852 9:15

PL	Name	Time	Sex / PL	Div / PL	Race#	Pace
Ust <14>						
14	Cameron. Laura	0:39:08	F 14	K	7-	825 6:19
57	Rusnock. Cindy	0:43:28	F 57	K	14-	829 7:01
113	Whittier. Diane	0:48:35	F 113	O	13-	828 7:50
117	Adams. Pat	0:48:59	F 117	L	21	821 7:54
131	Osei. Avry	0:51:18	F 131	N	20-	827 8:16

PL	Name	Time	Sex / PL	Div / PL	Race#	Pace
TRU <15>						
108	Owen. Kathie	0:47:45	F 108	O	11-	910 7:42
127	Daigel. Judy	0:50:49	F 127	O	16-	907 8:12
142	Moon. Tracy	0:54:33	F 142	J	24-	908 8:48
144	Milke. Karen	0:54:59	F 144	P	6-	911 8:52

Division I
WOMEN'S 10K TEAM ROAD RACE

PL	Name	Time	Sex / PL	Div / PL	Race#	Pace
BoR (16)						
29	Luca. Maureen	0:40:54	F 29	M 4	845	6:36
81	Ruiz. Cindy	0:44:59	F 81	L 17	839	7:15
112	Smith. Jan	0:48:17	F 112	N 12	843	7:47
135	Carmona. Averil	0:52:01	F 135	O 17	850	8:23
148	King. Rosemary	0:57:28	F 148	N 22	847	9:16

PL	Name	Time	Sex / PL	Div / PL	Race#	Pace
Exx (17)						
87	Atchison. Sandy	0:45:31	F 87	K 23	784	7:20
97	Gallagher. Peggy	0:47:14	F 97	L 18	794	7:37
98	Ruf. Amy	0:47:15	F 98	K 26	789	7:37
104	Bacon. Linda	0:47:39	F 104	K 27	785	7:41
157	Milborn. Ruth	1:34:05	F 157	P 10	792	15:10

PL	Name	Time	Sex / PL	Div / PL	Race#	Pace
Crs (18)						
73	Zeller. Debra	0:44:34	F 73	J 18	679	7:11
74	Wesley. Linda	0:44:42	F 74	K 21	682	7:13
80	Kadnuck. Sue	0:44:49	F 80	L 16	681	7:14
101	Jones. Mary Jane	0:47:28	F 101	L 20	680	7:39

PL	Name	Time	Sex / PL	Div / PL	Race#	Pace
Loc (22)						
* 13	Martinez. Karen	0:39:02	F 13	J 3	783	6:18
17	Atkins. Kathy	0:39:11	F 17	K 9	767	6:19
21	Juri. Terry	0:39:23	F 21	J 5	782	6:21
33	Sprenger. Heather	0:41:41	F 33	M 7	775	6:43
43	Schmitt. Eileen	0:42:15	F 43	K 12	779	6:49
* 146	Totton. Annette	0:56:52	F 146	Q 2	769	9:10
155	Vaurs. Sandy	1:02:21	F 155	O 22	771	10:03

Division II TEAM STANDINGS

PL	TEAM NAME	POINTS
01	(31) SRI	305
02	(32) UNUM	258
03	(44) SYNTEX	245
04	(39) EPRI	223
05	(33) AEROSPACE CORP	219
06	(46) UTC-CSD	199
07	(47) ALZA	080
08	(36) APPLE COMPUTER	045
09	(40) GENERAL ATOMICS	032
10	(43) RADAR/FITNESS	027
11	(42) PACIFIC ENT	020
12	(45) UJENA	018
13	(35) AMDAHL	009

TEAM NAME & #	1ST PL	TOP 3	TOP 5	TOP 7
(31) SRI	04	11	11	11
(32) UNUM	01	07	11	11
(33) AEROSPACE CORP	01	03	07	10
(34) ALZA	01	03	07	10
(35) AMDAHL				
(36) APPLE COMPUTER		01	02	02
(39) EPRI	01	03	09	11
(40) GENERAL ATOMICS	01	01	01	01
(42) PACIFIC ENT			01	01
(43) RADAR/FITNESS		01	01	01
(44) SYNTEX	03	05	07	10
(45) UJENA			01	01
(46) UTC-CSD		01	04	11
(47) ALZA				05

Division II
TRACK EVENTS

MEN'S MILE (II)

FINALS

PL	TIME/PTS	SPLITS	TEAM NAME	PTS
01	- 08:48.7 /	04:23.9 / 04:24.8 /	(31) SRI	32
02	- 08:48.8 /	04:23.5 / 04:25.3 /	(43) RADAR/FITNESS	27
03	- 09:23.4 /	04:35.7 / 04:47.7 /	(32) UNUM	23
04	- 09:26.8 /	04:28.1 / 04:58.7 /	(46) UTC-CSD	20
05	- 09:32.2 /	04:43.1 / 04:49.1 /	(33) AEROSPACE CORP	18
06	- 09:49.3 /	04:44.9 / 05:04.4 /	(44) SYNTEX	17
07	- 09:50.4 /	04:43.9 / 05:06.5 /	(39) EPRI	16

SUB-MAST DIST (II)

FINALS

TIME	TEAM NAME	POINTS
- 11:28.9	(31) SRI	32
- 11:41.4	(44) SYNTEX	27
- 11:46.5	(33) AEROSPACE CORP	23
- 11:49.0	(39) EPRI	20
- 12:02.7	(32) UNUM	18
- 12:50.2	(46) UTC-CSD	17
- 13:06.6	(47) ALZA	16

3 LAP SPRINT (II)

FINALS

TIME	TEAM NAME	POINTS
- 02:36.9	(44) SYNTEX	32
- 02:39.5	(31) SRI	27
- 02:42.4	(46) UTC-CSD	23
- 02:43.1	(32) UNUM	20
- 02:49.8	(33) AEROSPACE CORP	18
- 03:03.9	(39) EPRI	17
- 03:06.9	(47) ALZA	16

Division II
TRACK EVENTS

SENIOR RELAY (II)

FINALS

TIME	TEAM NAME	POINTS
- 03:26.8	(39) EPRI	32
- 03:29.9	(32) UNUM	27
- 03:43.3	(31) SRI	23
- 03:50.2	(44) SYNTEX	20
- 03:55.1	(46) UTC-CSD	18
- 04:03.7	(33) AEROSPACE CORP	17

WOMEN'S RELAY (II)

FINALS

TIME	TEAM NAME	POINTS
- 04:31.8	(33) AEROSPACE CORP	32
- 04:50.8	(31) SRI	27
- 04:54.4	(32) UNUM	23
- 04:59.2	(44) SYNTEX	20
- 05:04.2	(39) EPRI	18
- 05:13.3	(46) UTC-CSD	17

PRES RELAY (II)

FINALS

TIME	TEAM NAME	POINTS
- 08:30.2	(31) SRI	32
- 08:40.8	(32) UNUM	27
- 09:29.6	(39) EPRI	23
- 09:39.8	(42) PACIFIC ENT	20
- 09:41.6	(45) UJENA	18
- 10:05.1	(46) UTC-CSD	17
- 10:09.9	(44) SYNTEX	16
- 10:11.3	(33) AEROSPACE CORP	10

Division II
TRACK EVENTS

PYRAMID RELAY (II)

FINALS

TIME	TEAM NAME	POINTS
- 09:49.1	(31) SRI	32
- 09:58.7	(33) AEROSPACE CORP	27
- 09:59.9	(44) SYNTEX	23
- 10:19.2	(32) UNUM	20
- 10:31.2	(39) EPRI	18
- 10:37.8	(46) UTC-CSD	17
- 12:32.8	(47) ALZA	16

MASTER RELAY (II)

FINALS

TIME	TEAM NAME	POINTS
- 05:25.0	(40) GENERAL ATOMICS	32
- 05:35.5	(32) UNUM	27
- 05:39.7	(31) SRI	23
- 05:47.0	(33) AEROSPACE CORP	20
- 05:58.8	(39) EPRI	18
- 06:04.0	(46) UTC-CSD	17
- 06:09.0	(44) SYNTEX	16

SPRINT RELAY (II)

FINALS

TIME	TEAM NAME	POINTS
- 03:31.3	(44) SYNTEX	32
- 03:32.4	(31) SRI	27
- 03:43.5	(39) EPRI	23
- 03:45.2	(46) UTC-CSD	20
- 03:45.8	(32) UNUM	18
- 03:46.6	(33) AEROSPACE CORP	17
- 04:09.7	(47) ALZA	16

Division II
WOMEN'S 5K TEAM ROAD RACE

PL	TIME/PTS	TEAM NAME	PTS
01 -	00:03.0	(44) SYNTEX	32
02 -	00:03.5	(31) SRI	27
03 -	00:05.0	(32) UNUM	23
04 -	00:05.5	(39) EPRI	20
05 -	00:07.0	(36) APPLE COMPUTER	18
06 -	00:08.0	(33) AEROSPACE CORP	17
07 -	00:32.0	(46) UTC-CSD	16

Note: Using the tiebreaker rule, Syntex was awarded first place over SRI and UNUM third place over EPRI.

<u>Age Group</u>	<u>Div Code</u>
29 & under	j
30 - 39	l
40 - 49	n
50 & over	p

PL	Name	Time	Sex / PL	Div / PL	Race#	Pace
Syn (44)						
* 27	Loveday, Michelle	0:19:13	F 2	j	2	991 6:12
* 39	Henry, Patti	0:19:49	F 3	j	3	992 6:24
* 55	Clogg, Lynda	0:20:22	F 7	l	2***	994 6:34
* 82	Fraser-Smith, Bet	0:21:03	F 12	p	1	993 6:47
175	Almquist, Susan	0:24:55	F 27	n	4	995 8:02

PL	Name	Time	Sex / PL	Div / PL	Race#	Pace
SRI (31)						
* 50	Huber, Linda	0:20:07	F 5	l	1	964 6:29
72	Silva, Joan	0:20:44	F 10	j	7	965 6:41
94	Romano, Sue	0:21:22	F 15	j	9	962 6:54
110	Pjura, Mary	0:21:41	F 17	l	5	963 7:00
115	Neou, Vivian	0:21:49	F 18	j	11	967 7:02
120	Recker, Mimi	0:21:59	F 20	j	13	966 7:05
* 140	Donnelly, Kaye	0:22:49	F 22	n	2	961 7:22

Division II

WOMEN'S 5K TEAM ROAD RACE

PL	Name	Time	Sex / PL	Div / PL	Race#	Pace
UNM (32)						
* 44	Dolley, Jane	0:20:02	F 4	n	1	974 6:28
57	Bouchard, Marion	0:20:23	F 8	j	5	976 6:35
93	Barrett, Betsy	0:21:21	F 14	l	4	979 6:53
131	Hatton, Deborah	0:22:25	F 21	j	14	978 7:14
174	Anderson, Carlene	0:24:53	F 26	l	6	977 8:02
202	Harmon, Jackie	0:27:16	F 35	p	4	975 8:48

PL	Name	Time	Sex / PL	Div / PL	Race#	Pace
EPR (39)						
52	Petrill, Ellen	0:20:15	F 6	j	4	918 6:32
* 92	Leahy, Anne	0:21:20	F 13	l	3	920 6:53
119	Bruechert, Barbar	0:21:59	F 19	j	12	921 7:05
* 157	Elmer, Marilyn	0:23:44	F 23	p	2	927 7:39
* 170	Armor, Jackey	0:24:35	F 25	n	3	926 7:56

PL	Name	Time	Sex / PL	Div / PL	Race#	Pace
Apl (36)						
* 26	Swan, Betsy	0:19:07	F 1	j	1	970 6:10
67	Aarts, Carolyn	0:20:38	F 9	j	6	972 6:39
76	Erickson, Mary A	0:20:53	F 11	j	8	924 6:44
107	Eynck, Michelle	0:21:40	F 16	j	10	922 6:59
183	DeBoer, Carolyn	0:26:06	F 28	j	16	973 8:25
192	Evans, Paula	0:26:30	F 30	l	8	968 8:33
201	C... Lupe	0:26:59	F 34	j	18	971 8:42

PL	Name	Time	Sex / PL	Div / PL	Race#	Pace
Aro (33)						
188	Urrea, Becky	0:26:24	F 29	l	7	984 8:31
193	Norwood-Fields, C	0:26:34	F 31	l	9	988 8:34
* 198	Bally, Joanne	0:26:52	F 33	p	3	982 8:40
216	Vallarta, Dora	0:31:29	F 36	p	5	980 10:09
219	Anderson, Thelma	0:36:02	F 37	p	6	981 11:37

PL	Name	Time	Sex / PL	Div / PL	Race#	Pace
UTC (46)						
166	Luna, Rita	0:24:11	F 24	j	15	917 7:48
194	Tanner, Sue	0:26:42	F 32	j	17	915 8:37

Division II
MEN'S 10K TEAM ROAD RACE

PL	TIME/PTS	TEAM NAME	PTS
01 -	6.00	(32) UNUM	32
02 -	6.50	(36) APPLE COMPUTER	27
03 -	9.00	(31) SRI	23
04 -	10.00	(33) AEROSPACE CORP	20
05 -	10.50	(39) EPRI	18
06 -	18.00	(46) UTC-CSD	17
07 -	20.00	(47) ALZA	16
08 -	26.00	(44) SYNTEX	10
09 -	46.00	(35) AMDAHL	9

Note: Using the tiebreaker rule, UNUM was awarded first place over Apple Computer and Aerospace fourth place over EPRI.

<u>Age Group</u>	<u>Div Code</u>
29 & under	a
30 - 39	c
40 - 49	e
50 & over	g

PL	Name	Time	Sex / PL	Div / PL	Race#	Pace
UNM (32)						
* 35	Toulouse. Jim	0:33:16	M 3	e 1	461	5:22
142	Guerin. Roger	0:36:34	M 11	c 4	470	5:54
190	Perkins. Charlie	0:37:55	M 20	e 7	467	6:07
218	Fox. John	0:39:07	M 26	a 6	472	6:19
* 226	Cowell. Mike	0:39:22	M 28	g 2	462	6:21
* 246	Comstock. Carl	0:39:54	M 31	g 3	463	6:26
314	Whelan. Bill	0:43:44	M 55	e 17	466	7:03
321	Ahmady. Yasin	0:44:31	M 56	c 17	465	7:11
324	Lorry. Dick	0:44:38	M 58	e 18	469	7:12
337	Laux. Bob	0:45:51	M 61	c 19	471	7:24
361	McPhail. Dick	0:51:00	M 67	e 22	464	8:14

Division II

MEN'S 10K TEAM ROAD RACE

PL	Name	Time	Sex / PL	Div / PL	Race#	Pace
Ap1 <36>						
* 38	Neubieser. Mark	0:33:20	M 4	c 2	479	5:23
* 82	McLean. Doug	0:35:06	M 5	c 3	478	5:40
* 100	Johns. Shawn	0:35:35	M 6	a 1	477	5:44
* 131	Diaz. Didier	0:36:23	M 9	a 3	476	5:52
183	Blake. Jim	0:37:46	M 17	c 7	474	6:05
284	Erickson. Mark	0:42:02	M 42	a 8	261	6:47
297	Yam. Mike	0:42:43	M 47	c 14	480	6:53
300	Puckett. Mike	0:42:52	M 48	a 10	482	6:55
307	Crawford. Jeff	0:43:15	M 52	a 12	475	6:59

PL	Name	Time	Sex / PL	Div / PL	Race#	Pace
SRI <31>						
* 14	Hinzmann. Brook	0:32:02	M 2	c 1	411	5:10
* 113	McKenney. Paul	0:35:52	M 8	a 2	410	5:47
167	Bupp. Jamie	0:37:09	M 15	c 5	412	6:00
184	Dabbs. Jack	0:37:49	M 18	e 6	416	6:06
187	Poux. Chris	0:37:53	M 19	c 8	414	6:07
206	Weisbrod. Sherm	0:38:40	M 22	e 8	418	6:14
283	Taylor. Waights	0:42:01	M 41	g 7	420	6:47
285	Rooks. Steve	0:42:03	M 43	e 15	417	6:47
286	Conley. Rich	0:42:10	M 44	g 8	421	6:48
288	Curiel. Ray	0:42:19	M 45	a 9	409	6:50

PL	Name	Time	Sex / PL	Div / PL	Race#	Pace
Bro <33>						
* 109	Hafford. Jim	0:35:48	M 7	e 2	087	5:46
* 159	Gorordo. Luis	0:37:01	M 12	e 3	080	5:58
258	Leslie. Dick	0:40:23	M 34	g 5	082	6:31
273	Feyk. John	0:41:22	M 38	g 6	081	6:40
302	La Mack. Curt	0:43:05	M 50	a 11	084	6:57
306	Peplinski. Dan	0:43:14	M 51	c 15	089	6:58
339	Mager. Steve	0:46:26	M 62	g 9	088	7:29
359	Morrison. Bob	0:50:08	M 66	c 20	090	8:05

PL	Name	Time	Sex / PL	Div / PL	Race#	Pace
EPR <39>						
162	Chapel. Steve	0:37:05	M 13	e 4	288	5:59
171	Jones. Robin	0:37:15	M 16	e 5	289	6:00
* 217	Gulldman. Tom	0:39:06	M 25	g 1	294	6:18
260	Gaertner. John	0:40:33	M 35	e 12	290	6:32
270	Fredenberg. Ed	0:41:16	M 37	e 13	291	6:39
282	Armor. Tony	0:42:00	M 40	e 14	293	6:46
322	Angello. Len	0:44:32	M 57	c 18	287	7:11
340	Nelson. Larry	0:46:38	M 63	e 20	292	7:31
356	Riley. Don	0:49:10	M 65	g 10	295	7:56
363	Wirth. Tom	0:51:37	M 68	a 15	286	8:20

Division II

MEN'S 10K TEAM ROAD RACE

PL	Name	Time	Sex / PL	Div / PL	Race#	Pace
UTC <46>						
209	Garrett. Rick	0:38:51	M 23	a 5	591	6:16
211	Biggs. Bill	0:38:56	M 24	e 9	598	6:17
243	Ryan. Frank	0:39:49	M 29	e 11	596	6:25
248	Reed. Art	0:40:01	M 33	g 4	595	6:27
301	Gonzales. Nick	0:43:02	M 49	e 16	597	6:56
365	Bergson. Bryan	0:55:25	M 69	g 11	593	8:56

PL	Name	Time	Sex / PL	Div / PL	Race#	Pace
ALZ <34>						
132	Martin. Anders	0:36:24	M 10	a 4	488	5:52
163	Gyory. Rich	0:37:06	M 14	c 5	484	5:59
247	Flores. Anthony	0:39:58	M 32	c 11	483	6:27

PL	Name	Time	Sex / PL	Div / PL	Race#	Pace
Syn <44>						
* 1	Gonzales. Danny	0:30:17	M 1	i 1	056	4:53 Non-scoring
195	Andaya. Willy	0:38:08	M 21	c 9	102	6:09
220	Vickery. Bryan	0:39:13	M 27	e 10	104	6:20
244	Frost. Ian	0:39:50	M 30	c 10	103	6:25
265	Lowe. Bill	0:40:53	M 36	a 7	106	6:36
310	Switchenko. Art	0:43:20	M 53	a 13	101	6:59
311	Marsman. Mike	0:43:24	M 54	c 16	105	7:00
326	Leung. Hon-Wing	0:44:45	M 59	a 14	107	7:13
333	Piepmier. Ed	0:45:23	M 60	e 19	108	7:19

PL	Name	Time	Sex / PL	Div / PL	Race#	Pace
And <35>						
275	Fitch. Peter	0:41:33	M 39	c 12	189	6:42
290	Fukui. Marty	0:42:21	M 46	c 13	096	6:50
353	Kirkpatrick. Melv	0:48:36	M 64	e 21	094	7:50

Division I

MEN'S 5K ROAD RACE

PL	NAME	TIME	SEX	PL	AGE	DIV	PL	RACE#	PACE	CAT	TEAM	EVENT
† 1	Alexander, Charle	00:14:42.0	M	1	24	AA	1	270	4:44	OP	HEWLETT-PACKARD (08)	DV I
† 2	Menchaca, Art	00:14:51.0	M	2	34	CC	1	382	4:47	OP	HUGHES AIRCRAFT (05)	DV I
† 3	Oliver, Steve	00:14:59.0	M	3	29	BB	1	1666	4:50	OP	GENERAL ELECTRIC (02)	DV I
4	Predmore, Dan	00:14:59.0	M	4	24	AA	2	1671	4:50	OP	GENERAL ELECTRIC (02)	DV I
5	Gurber, Mark	00:15:04.0	M	5	24	AA	3	33	4:51	OP	AT & T (01)	DV I
† 6	Baker, Phil	00:15:08.0	M	6	39	DD	1	6	4:52	OP	AT & T (01)	DV I
7	Bomber, Ed	00:15:10.0	M	7	29	BB	2	271	4:53	OP	HEWLETT-PACKARD (08)	DV I
8	Lyon, Dan	00:15:11.0	M	8	29	BB	3	523	4:53	OP	TEXAS INSTR (07)	DV I
9	Ahlmann, Winfried	00:15:13.0	M	9	39	DD	2	514	4:54	OP	TEXAS INSTR (07)	DV I
10	Leonard, Tom	00:15:14.0	M	10	34	CC	2	1683	4:54	OP	GENERAL ELECTRIC (02)	DV I
11	Udovich, Kirk	00:15:14.0	M	11	24	AA	4	1673	4:54	OP	GENERAL ELECTRIC (02)	DV I
12	Martin, John	00:15:16.0	M	12	34	CC	3	1682	4:55	OP	GENERAL ELECTRIC (02)	DV I
13	Stroud, Randy	00:15:21.0	M	13	34	CC	4	1	4:57	OP	AT & T (01)	DV I
14	McKenzie, Mark	00:15:26.0	M	14	24	AA	5	1668	4:58	OP	GENERAL ELECTRIC (02)	DV I
15	Horman, Fred	00:15:27.0	M	15	24	AA	6	1660	4:59	OP	AT & T (01)	DV I
16	Heslin, John	00:15:27.0	M	16	34	CC	5	1686	4:59	OP	GENERAL ELECTRIC (02)	DV I
17	Araujo, John	00:15:29.0	M	17	34	CC	6	179	4:59	OP	ROCKWELL (23)	DV I
18	Hatcher, Jim	00:15:29.0	M	18	39	DD	3	455	4:59	OP	US WEST (06)	DV I
19	Black, Tim	00:15:30.0	M	19	24	AA	7	515	5:00	OP	TEXAS INSTR (07)	DV I
20	Balaban, John	00:15:30.0	M	20	29	BB	4	7	5:00	OP	AT & T (01)	DV I
21	Gyorey, Mark	00:15:31.0	M	21	24	AA	8	221	5:00	OP	LOCKHEED (22)	DV I
22	Woods, Larry	00:15:33.0	M	22	29	BB	5	1672	5:00	OP	GENERAL ELECTRIC (02)	DV I
23	Melissas, Dave	00:15:34.0	M	23	24	AA	9	1657	5:01	OP	AT & T (01)	DV I
24	Neil, Bob	00:15:39.0	M	24	24	AA	10	355	5:02	OP	CIGNA (13)	DV I
25	Dilorenzo, Mark	00:15:40.0	M	25	24	AA	11	434	5:03	OP	IBM (03)	DV I
26	Hinojosa, Raley	00:15:41.0	M	26	39	DD	4	281	5:03	OP	HEWLETT-PACKARD (08)	DV I
27	McCullough, Dan	00:15:41.0	M	27	34	CC	7	280	5:03	OP	HEWLETT-PACKARD (08)	DV I
28	Hamilton, Jim	00:15:42.0	M	28	24	AA	12	1674	5:03	OP	GENERAL ELECTRIC (02)	DV I
29	Tamez, Roy	00:15:42.0	M	29	34	CC	8	1735	5:03	OP	AT & T (01)	DV I
30	Richard, Dale	00:15:46.0	M	30	24	AA	13	272	5:05	OP	HEWLETT-PACKARD (08)	DV I
31	Nowak, William	00:15:47.0	M	31	39	DD	5	1641	5:05	OP	AT & T (01)	DV I
† 32	Wessely, Wes	00:15:49.0	M	32	44	EE	1	217	5:06	OP	DELTA AIRLINES (10)	DV I
33	McCool, Tony	00:15:55.0	M	33	44	EE	2	352	5:08	OP	CIGNA (13)	DV I
34	Lanzarin, Ed	00:15:58.0	M	34	39	DD	6	116	5:09	OP	PACIFIC TELESIS (09)	DV I
35	Clark, Bill	00:15:58.0	M	35	44	EE	3	70	5:09	OP	TRW (15)	DV I
36	Hurst, Karl	00:16:00.0	M	36	29	BB	6	556	5:09	OP	WESTINGHOUSE (14)	DV I
37	McGehee, John	00:16:01.0	M	37	39	DD	7	528	5:10	OP	TEXAS INSTR (07)	DV I
38	Nelson, Don	00:16:01.0	M	38	34	CC	9	216	5:10	OP	DELTA AIRLINES (10)	DV I
39	Pelguta, Tom	00:16:04.0	M	39	39	DD	8	232	5:10	OP	LOCKHEED (22)	DV I
40	McCarthy, Ed	00:16:08.0	M	40	24	AA	14	38	5:12	OP	AT & T (01)	DV I
41	Robertson, Randy	00:16:10.0	M	41	39	DD	9	1696	5:12	OP	GENERAL ELECTRIC (02)	DV I
42	Aranas, John	00:16:10.0	M	42	24	AA	15	154	5:12	OP	HUGHES AIRCRAFT (05)	DV I
43	Walters, John	00:16:11.0	M	43	39	DD	10	151	5:13	OP	TENNECO (04)	DV I
44	Purcell, Brian	00:16:11.0	M	44	34	CC	10	49	5:13	OP	HEWLETT-PACKARD (08)	DV I
45	McGilverey, Earl	00:16:12.0	M	45	44	EE	4	1707	5:13	OP	GENERAL ELECTRIC (02)	DV I
46	Dorst, Tom	00:16:12.0	M	46	29	BB	7	548	5:13	OP	WESTINGHOUSE (14)	DV I
47	Jenk, John	00:16:13.0	M	47	44	EE	5	551	5:13	OP	WESTINGHOUSE (14)	DV I
48	Knoll, Paul	00:16:14.0	M	48	39	DD	11	456	5:14	OP	US WEST (06)	DV I
49	Schaffstein, Fred	00:16:14.0	M	49	44	EE	6	1700	5:14	OP	GENERAL ELECTRIC (02)	DV I
50	Hardy, Jerry	00:16:16.0	M	50	39	DD	12	519	5:14	OP	TEXAS INSTR (07)	DV I
51	Pugh, Eric	00:16:16.0	M	51	39	DD	13	378	5:14	OP	CHEVRON (19)	DV I
52	Devlin, John	00:16:17.0	M	52	29	BB	8	386	5:15	OP	DIGITAL (12)	DV I
53	Putnam, Lou	00:16:18.0	M	53	44	EE	7	3	5:15	OP	AT & T (01)	DV I
54	Misner, Jim	00:16:18.0	M	54	29	BB	9	224	5:15	OP	LOCKHEED (22)	DV I
55	Welch, Craig	00:16:19.0	M	55	29	BB	10	423	5:15	OP	IBM (03)	DV I
† 56	Frawley, Chuck	00:16:21.0	M	56	49	FF	1	441	5:16	OP	IBM (03)	DV I
57	Griffith, Dave	00:16:21.0	M	57	49	FF	2	454	5:16	OP	US WEST (06)	DV I
58	Spinney, Chris	00:16:22.0	M	58	24	AA	16	1664	5:16	OP	GENERAL ELECTRIC (02)	DV I
59	Stotlar, Richard	00:16:23.0	M	59	49	FF	3	1630	5:17	OP	AT & T (01)	DV I
60	Allman, Bill	00:16:24.0	M	60	34	CC	11	381	5:17	OP	CHEVRON (19)	DV I

PL	NAME	TIME	SEX / PL	AGE	DIV / PL	RACE#	PAGE CAT	TEAM	EVENT
61	Bieganski, Chet	00:16:24.0	M	61	39 DD	14	1694 5:17	OP GENERAL ELECTRIC (02)	DV I
62	Stainberg, Mark	00:16:26.0	M	62	24 AA	17	214 5:18	OP DELTA AIRLINES (10)	DV I
63	Pryor, Alan	00:16:26.0	M	63	24 AA	18	52 5:18	OP TEXAS INSTR (07)	DV I
64	Hernandez, George	00:16:27.0	M	64	49 FF	4	460 5:18	OP US WEST (06)	DV I
65	Mallow, Bob	00:16:27.0	M	65	44 EE	8	300 5:18	OP COORS (18)	DV I
66	Tanzer, Herb	00:16:27.0	M	66	39 DD	15	172 5:18	OP HUGHES AIRCRAFT (05)	DV I
67	Valdez, Rich	00:16:28.0	M	67	24 AA	19	115 5:18	OP PACIFIC TELESIS (09)	DV I
68	Howell, Jim	00:16:30.0	M	68	44 EE	9	251 5:19	OP LOCKHEED (22)	DV I
69	Reitz, Jim	00:16:31.0	M	69	49 FF	5	1622 5:19	OP AT & T (01)	DV I
70	Whiteside, Jay	00:16:33.0	M	70	34 CC	12	1653 5:20	OP AT & T (01)	DV I
71	Moyles, Jim	00:16:34.0	M	71	39 DD	16	122 5:20	OP PACIFIC TELESIS (09)	DV I
72	Kershner, Ron	00:16:35.0	M	72	39 DD	17	285 5:20	OP HEWLETT-PACKARD (08)	DV I
73	McDowell, Jack	00:16:35.0	M	73	44 EE	10	164 5:20	OP HUGHES AIRCRAFT (05)	DV I
74	George, Lloyd	00:16:39.0	M	74	34 CC	13	127 5:22	OP PACIFIC TELESIS (09)	DV I
75	Starkey, Richard	00:16:40.0	M	75	34 CC	14	150 5:22	OP TENNECO (04)	DV I
76	Knox, Bill	00:16:43.0	M	76	24 AA	20	344 5:23	OP CIGNA (13)	DV I
77	Brown, Randy	00:16:47.0	M	77	29 BB	11	1675 5:24	OP GENERAL ELECTRIC (02)	DV I
78	Scoville, Tom	00:16:49.0	M	78	44 EE	11	1626 5:25	OP AT & T (01)	DV I
79	Marshall, Mike	00:16:52.0	M	79	24 AA	21	348 5:26	OP CIGNA (13)	DV I
80	McIntyre, John	00:16:53.0	M	80	29 BB	12	316 5:26	OP BANK OF AMERICA (16)	DV I
81	Weber, Ralph	00:16:56.0	M	81	29 BB	13	297 5:27	OP COORS (18)	DV I
82	King, Archie	00:16:57.0	M	82	34 CC	15	558 5:28	OP WESTINGHOUSE (14)	DV I
83	Lorenz, Steve	00:16:58.0	M	83	44 EE	12	437 5:28	OP IBM (03)	DV I
84	Glenn, Joe	00:16:59.0	M	84	34 CC	16	32 5:28	OP AT & T (01)	DV I
85	Kawkis, John	00:17:01.0	M	85	39 DD	18	298 5:29	OP COORS (18)	DV I
86	Soo Hoo, Kie	00:17:01.0	M	86	34 CC	17	180 5:29	OP ROCKWELL (23)	DV I
87	Chanon, Bob	00:17:01.0	M	87	44 EE	13	509 5:29	OP EXXON (17)	DV I
88	Dennan, Charlie	00:17:02.0	M	88	44 EE	14	138 5:29	OP TENNECO (04)	DV I
89	Manzella, John	00:17:02.0	M	89	34 CC	18	299 5:29	OP COORS (18)	DV I
90	Seward, George	00:17:02.0	M	90	39 DD	19	149 5:29	OP TENNECO (04)	DV I
91	Beattie, Jack	00:17:03.0	M	91	49 FF	6	450 5:30	OP US WEST (06)	DV I
92	Lyon, Mark	00:17:03.0	M	92	34 CC	19	444 5:30	OP IBM (03)	DV I
93	Swetz, Rich	00:17:04.0	M	93	34 CC	20	424 5:30	OP IBM (03)	DV I
94	Olsen, Ken	00:17:04.0	M	94	34 CC	21	128 5:30	OP PACIFIC TELESIS (09)	DV I
95	Steele, Craig	00:17:05.0	M	95	44 EE	15	274 5:30	OP HEWLETT-PACKARD (08)	DV I
96	Dance, Allen	00:17:06.0	M	96	29 BB	14	44 5:30	OP HEWLETT-PACKARD (08)	DV I
97	Haliburton, Pat	00:17:06.0	M	97	44 EE	16	518 5:30	OP TEXAS INSTR (07)	DV I
98	White, Ken	00:17:07.0	M	98	44 EE	17	1706 5:31	OP GENERAL ELECTRIC (02)	DV I
99	Hanson, Lane	00:17:07.0	M	99	24 AA	22	211 5:31	OP DELTA AIRLINES (10)	DV I
100	Schutzman, Neil	00:17:08.0	M	100	34 CC	22	393 5:31	OP DIGITAL (12)	DV I
101	Holaday, Arnie	00:17:09.0	M	101	24 AA	23	182 5:31	OP ROCKWELL (23)	DV I
102	Wisener, Jim	00:17:10.0	M	102	49 FF	7	559 5:32	OP WESTINGHOUSE (14)	DV I
103	Daniels, Roger	00:17:10.0	M	103	54 GG	1	17 5:32	OP AT & T (01)	DV I
104	Choquette, Mauric	00:17:11.0	M	104	49 FF	8	516 5:32	OP TEXAS INSTR (07)	DV I
105	Byers, Robert	00:17:11.0	M	105	44 EE	18	13 5:32	OP AT & T (01)	DV I
106	Anderson, Don	00:17:12.0	M	106	39 DD	20	249 5:32	OP LOCKHEED (22)	DV I
107	Hughes, Dennis	00:17:13.0	M	107	49 FF	9	233 5:33	OP LOCKHEED (22)	DV I
108	Kananen, Rick	00:17:15.0	M	108	39 DD	21	562 5:33	OP WESTINGHOUSE (14)	DV I
109	Filmanski, Ken	00:17:15.0	M	109	39 DD	22	1659 5:33	OP AT & T (01)	DV I
110	Johnson, Steve	00:17:15.0	M	110	44 EE	19	301 5:33	OP COORS (18)	DV I
111	Mutcheknaus, Low	00:17:16.0	M	111	49 FF	10	1640 5:34	OP AT & T (01)	DV I
112	Galuppo, Frank	00:17:18.0	M	112	44 EE	20	28 5:34	OP AT & T (01)	DV I
113	Millar, Roy	00:17:19.0	M	113	44 EE	21	505 5:35	OP EXXON (17)	DV I
114	Faherty, Dave	00:17:20.0	M	114	44 EE	22	22 5:35	OP AT & T (01)	DV I
115	Vanvakis, Spiro	00:17:20.0	M	115	44 EE	23	1703 5:35	OP GENERAL ELECTRIC (02)	DV I
116	Potter, Rick	00:17:21.0	M	116	44 EE	24	145 5:35	OP TENNECO (04)	DV I
117	Tachiyama, Glenn	00:17:21.0	M	117	34 CC	23	320 5:35	OP BANK OF AMERICA (16)	DV I
118	Moyer, Bill	00:17:22.0	M	118	24 AA	24	354 5:36	OP CIGNA (13)	DV I
119	Felenchak, Al	00:17:22.0	M	119	34 CC	24	23 5:36	OP AT & T (01)	DV I
120	Goldman, Len	00:17:22.0	M	120	44 EE	25	111 5:36	OP PACIFIC TELESIS (09)	DV I
121	Mildram, Doug	00:17:24.0	M	121	34 CC	25	391 5:36	OP DIGITAL (12)	DV I
122	Walker, Warren	00:17:25.0	M	122	39 DD	23	366 5:37	OP CIGNA (13)	DV I
123	Peller, Jim	00:17:27.0	M	123	54 GG	2	428 5:37	OP IBM (03)	DV I
124	Thiede, Robert	00:17:27.0	M	124	24 AA	25	181 5:37	OP ROCKWELL (23)	DV I
125	O'Brien, Jim	00:17:27.0	M	125	49 FF	11	458 5:37	OP US WEST (06)	DV I
126	Dunn, James	00:17:28.0	M	126	24 AA	26	334 5:38	OP CIGNA (13)	DV I
127	Porcello, David	00:17:29.0	M	127	24 AA	27	357 5:38	OP CIGNA (13)	DV I
128	Mayer, Gary	00:17:30.0	M	128	34 CC	26	317 5:38	OP BANK OF AMERICA (16)	DV I
129	Barfoot, Lloyd	00:17:30.0	M	129	44 EE	26	499 5:38	OP EXXON (17)	DV I
130	Speight, Chuck	00:17:31.0	M	130	44 EE	27	1629 5:39	OP AT & T (01)	DV I
131	Warren, Freeston	00:17:31.0	M	131	34 CC	27	566 5:39	OP COCA COLA (11)	DV I
132	Gibbs, Phil	00:17:32.0	M	132	49 FF	12	5 5:39	OP AT & T (01)	DV I
133	Galloway, G	00:17:33.0	M	133	39 DD	24	1693 5:39	OP GENERAL ELECTRIC (02)	DV I
134	Rea, Bob	00:17:36.0	M	134	39 DD	25	250 5:40	OP LOCKHEED (22)	DV I
135	Zadeh, Parvis	00:17:37.0	M	135	34 CC	28	549 5:40	OP WESTINGHOUSE (14)	DV I

PL	NAME	TIME	SEX / PL	AGE DIV / PL	RACE#	PACE CAT	TEAM	EVENT
136	McDonald, Brian	00:17:38.0	M 136	24 AA 28	50	5:41	OP HEWLETT-PACKARD (08)	DV I
137	Romano, Karl	00:17:39.0	M 137	44 EE 28	125	5:41	OP PACIFIC TELESIS (09)	DV I
138	Unislowski, Jeff	00:17:39.0	M 138	34 CC 29	564	5:41	OP COCA COLA (11)	DV I
139	Alvidrez, Artie	00:17:40.0	M 139	39 DD 26	390	5:41	OP DIGITAL (12)	DV I
140	Sproul, Al	00:17:41.0	M 140	54 GG 3	1718	5:42	OP GENERAL ELECTRIC (02)	DV I
141	Sepko, Charlie	00:17:44.0	M 141	44 EE 29	252	5:43	OP LOCKHEED (22)	DV I
142	Masterson, Bill	00:17:46.0	M 142	54 GG 4	350	5:43	OP CIGNA (13)	DV I
143	Slocum, Skip	00:17:47.0	M 143	59 HH 1	1727	5:44	OP GENERAL ELECTRIC (02)	DV I
144	Pontarelli, Tim	00:17:48.0	M 144	24 AA 29	379	5:44	OP CHEVRON (19)	DV I
145	McAbee, Nora	00:17:49.0	M 145	59 HH 2	19	5:44	OP AT & T (01)	DV I
146	Quock, Brian	00:17:50.0	M 146	34 CC 30	4	5:45	OP AT & T (01)	DV I
147	Meech, Bob	00:17:52.0	M 147	49 FF 13	1614	5:45	OP AT & T (01)	DV I
148	McFadden, Shawn	00:17:52.0	M 148	24 AA 30	69	5:45	OP TRW (15)	DV I
149	Stocksdale, Kim	00:17:53.0	M 149	39 DD 27	171	5:46	OP HUGHES AIRCRAFT (05)	DV I
150	Amato, Dick	00:17:54.0	M 150	54 GG 5	552	5:46	OP WESTINGHOUSE (14)	DV I
151	Hayes, Dave	00:17:54.0	M 151	49 FF 14	234	5:46	OP LOCKHEED (22)	DV I
152	McCuen, Gary	00:17:55.0	M 152	54 GG 6	309	5:46	OP BANK OF AMERICA (16)	DV I
153	Lowry, Joe	00:17:55.0	M 153	34 CC 31	142	5:46	OP TENNECO (04)	DV I
154	Vandenburgh, Sam	00:17:56.0	M 154	54 GG 7	238	5:47	OP LOCKHEED (22)	DV I
155	Parente, John	00:17:58.0	M 155	29 BB 15	275	5:47	OP HEWLETT-PACKARD (08)	DV I
156	Hart, Barry	00:18:00.0	M 156	49 FF 15	140	5:48	OP TENNECO (04)	DV I
157	Kurz, Walt	00:18:00.0	M 157	54 GG 8	1721	5:48	OP GENERAL ELECTRIC (02)	DV I
158	Daly, Mike	00:18:00.0	M 158	44 EE 30	563	5:48	OP COCA COLA (11)	DV I
159	Singleton, John	00:18:03.0	M 159	39 DD 28	395	5:49	OP DIGITAL (12)	DV I
160	Garrett, Roger	00:18:04.0	M 160	34 CC 32	1691	5:49	OP GENERAL ELECTRIC (02)	DV I
161	Davis, Frank	00:18:04.0	M 161	49 FF 16	557	5:49	OP WESTINGHOUSE (14)	DV I
162	Stapleton, Perry	00:18:05.0	M 162	49 FF 17	565	5:50	OP COCA COLA (11)	DV I
163	Lewis, Jerry	00:18:06.0	M 163	54 GG 9	237	5:50	OP LOCKHEED (22)	DV I
164	Kellog, Dick	00:18:06.0	M 164	49 FF 18	302	5:50	OP COORS (18)	DV I
165	Devine, Pat	00:18:09.0	M 165	59 HH 3	158	5:51	OP HUGHES AIRCRAFT (05)	DV I
166	Webb, Steve	00:18:11.0	M 166	44 EE 31	1632	5:51	OP AT & T (01)	DV I
167	Flinn, Don	00:18:12.0	M 167	34 CC 33	571	5:52	OP COCA COLA (11)	DV I
168	Atzert, Gregg	00:18:12.0	M 168	44 EE 32	324	5:52	OP CIGNA (13)	DV I
169	Glaspie, Geoff	00:18:13.0	M 169	24 AA 31	534	5:52	OP WESTINGHOUSE (14)	DV I
170	Fleischhacker, Ke	00:18:14.0	M 170	54 GG 10	24	5:52	OP AT & T (01)	DV I
171	Lundscoe, Roger	00:18:16.0	M 171	49 FF 19	1711	5:53	OP GENERAL ELECTRIC (02)	DV I
172	Dewangone, Barry	00:18:16.0	M 172	44 EE 33	537	5:53	OP WESTINGHOUSE (14)	DV I
173	Hellich, Gene	00:18:17.0	M 173	44 EE 34	547	5:53	OP WESTINGHOUSE (14)	DV I
174	Scholtes, Barry	00:18:21.0	M 174	44 EE 35	257	5:55	OP LOCKHEED (22)	DV I
175	Erwin, Dan	00:18:23.0	M 175	44 EE 36	21	5:55	OP AT & T (01)	DV I
176	Anderson, Jerry	00:18:25.0	M 176	49 FF 20	1712	5:56	OP GENERAL ELECTRIC (02)	DV I
177	Presley, Don	00:18:27.0	M 177	59 HH 4	1620	5:57	OP AT & T (01)	DV I
178	Kessler, Mike	00:18:28.0	M 178	34 CC 34	311	5:57	OP BANK OF AMERICA (16)	DV I
179	Banker, George	00:18:30.0	M 179	39 DD 29	431	5:58	OP IBM (03)	DV I
180	Hardcastle, Shane	00:18:32.0	M 180	24 AA 32	1733	5:58	OP AT & T (01)	DV I
181	Townsend, Lee	00:18:33.0	M 181	29 BB 16	448	5:59	OP IBM (03)	DV I
182	Elson, TD	00:18:34.0	M 182	34 CC 35	375	5:59	OP CHEVRON (19)	DV I
183	Dronfield-Watton	00:18:34.0	M 183	49 FF 21	333	5:59	OP CIGNA (13)	DV I
184	Gentry, Steve	00:18:35.0	M 184	34 CC 36	433	5:59	OP IBM (03)	DV I
185	Turley, Bill	00:18:35.0	M 185	59 HH 5	1631	5:59	OP AT & T (01)	DV I
186	Usalis, Dan	00:18:36.0	M 186	24 AA 33	219	6:00	OP DELTA AIRLINES (10)	DV I
187	Emsley, Brian	00:18:39.0	M 187	34 CC 37	387	6:00	OP DIGITAL (12)	DV I
188	Mackay, Angus	00:18:40.0	M 188	49 FF 22	153	6:01	OP TENNECO (04)	DV I
189	Wang, Miu	00:18:42.0	M 189	24 AA 34	113	6:01	OP PACIFIC TELESIS (09)	DV I
190	Hillquist, Lauren	00:18:42.0	M 190	49 FF 23	546	6:01	OP WESTINGHOUSE (14)	DV I
191	Yasuhura, Stan	00:18:47.0	M 191	39 DD 30	197	6:03	OP DELTA AIRLINES (10)	DV I
192	Kohne, Fritz	00:18:47.0	M 192	54 GG 11	278	6:03	OP HEWLETT-PACKARD (08)	DV I
193	Ezell, Jim	00:18:48.0	M 193	34 CC 38	498	6:03	OP EXION (17)	DV I
194	Betts, Mikel	00:18:49.0	M 194	24 AA 35	326	6:04	OP CIGNA (13)	DV I
195	Esau, Larry	00:18:50.0	M 195	54 GG 12	427	6:04	OP IBM (03)	DV I
196	Hasselbeck, Mike	00:18:51.0	M 196	24 AA 36	160	6:04	OP HUGHES AIRCRAFT (05)	DV I
197	Sheaffer, Douglas	00:18:51.0	M 197	44 EE 37	79	6:04	OP TRW (15)	DV I
198	Townsend, Stan	00:18:51.0	M 198	29 BB 17	436	6:04	OP IBM (03)	DV I
199	Gilbert, Rusty	00:18:52.0	M 199	34 CC 39	370	6:05	OP CHEVRON (19)	DV I
200	Holmes, Bryan	00:18:53.0	M 200	54 GG 13	117	6:05	OP PACIFIC TELESIS (09)	DV I
201	Bradley, Bruce	00:18:55.0	M 201	44 EE 38	11	6:06	OP AT & T (01)	DV I
202	Simpson, Doug	00:18:55.0	M 202	49 FF 24	1715	6:06	OP GENERAL ELECTRIC (02)	DV I
203	Jenkins, Joe	00:18:58.0	M 203	49 FF 25	16	6:07	OP AT & T (01)	DV I
204	Gorham, Don	00:18:59.0	M 204	59 HH 6	209	6:07	OP DELTA AIRLINES (10)	DV I
205	Almon, Bill	00:19:00.0	M 205	59 HH 7	425	6:07	OP IBM (03)	DV I
206	Scott, Bob	00:19:03.0	M 206	59 HH 8	148	6:08	OP TENNECO (04)	DV I
207	Browning, Kevin	00:19:04.0	M 207	34 CC 40	230	6:09	OP LOCKHEED (22)	DV I
208	Harrington, Jim	00:19:04.0	M 208	44 EE 39	374	6:09	OP CHEVRON (19)	DV I
209	Lewis, John	00:19:05.0	M 209	39 DD 31	310	6:09	OP BANK OF AMERICA (16)	DV I
210	Levine, Mark	00:19:06.0	M 210	54 GG 14	63	6:09	OP TRW (15)	DV I

PL	NAME	TIME	SEX / PL	AGE	DIV / PL	RACE#	PACE	CAT	TEAM	EVENT
211	Dirago, George	00:19:08.0	M 211	54	GG 15	18	6:10	OP	AT & T (01)	DV I
212	Romesburg, Eph	00:19:09.0	M 212	59	HH 9	1728	6:10	OP	GENERAL ELECTRIC (02)	DV I
213	Burian, Wayne	00:19:11.0	M 213	54	GG 16	1717	6:11	OP	GENERAL ELECTRIC (02)	DV I
214	Sinclair, Michael	00:19:13.0	M 214	24	AA 37	318	6:11	OP	BANK OF AMERICA (16)	DV I
215	White, Mike	00:19:16.0	M 215	44	EE 40	31	6:12	OP	AT & T (01)	DV I
216	Metzler, John	00:19:17.0	M 216	44	EE 41	399	6:13	OP	DIGITAL (12)	DV I
217	Dowdy, John	00:19:17.0	M 217	24	AA 38	442	6:13	OP	IBM (03)	DV I
218	Olsson, Don	00:19:18.0	M 218	54	GG 17	1719	6:13	OP	GENERAL ELECTRIC (02)	DV I
219	Major, Jack	00:19:19.0	M 219	49	FF 26	112	6:13	OP	PACIFIC TELESIS (09)	DV I
220	Montgomery, Lowell	00:19:19.0	M 220	54	GG 18	1723	6:13	OP	GENERAL ELECTRIC (02)	DV I
221	Azavedo, Bill	00:19:24.0	M 221	44	EE 42	1730	6:15	OP	AT & T (01)	DV I
222	Basye, Dale	00:19:24.0	M 222	59	HH 10	372	6:15	OP	CHEVRON (19)	DV I
223	Archibide, Reynal	00:19:27.0	M 223	29	BB 18	494	6:16	OP	EXXON (17)	DV I
224	Dickerson, Larry	00:19:30.0	M 224	59	HH 11	1726	6:17	OP	GENERAL ELECTRIC (02)	DV I
225	Nelson, Ken	00:19:32.0	M 225	59	HH 12	165	6:18	OP	HUGHES AIRCRAFT (05)	DV I
226	Drogte, Bill	00:19:36.0	M 226	39	DD 32	459	6:19	OP	US WEST (06)	DV I
227	Hayes, Scott	00:19:37.0	M 227	24	AA 39	339	6:19	OP	CIGNA (13)	DV I
228	Leonard, John	00:19:38.0	M 228	49	FF 27	162	6:20	OP	HUGHES AIRCRAFT (05)	DV I
229	Stel, John	00:19:38.0	M 229	59	HH 13	363	6:20	OP	CIGNA (13)	DV I
230	Padrta, Richard	00:19:41.0	M 230	59	HH 14	1617	6:20	OP	AT & T (01)	DV I
231	Bayless, Ron	00:19:43.0	M 231	39	DD 33	312	6:21	OP	BANK OF AMERICA (16)	DV I
232	Lindvale, Kyle	00:19:44.0	M 232	44	EE 43	430	6:21	OP	IBM (03)	DV I
233	Peterson, Ken	00:19:44.0	M 233	59	HH 15	1619	6:21	OP	AT & T (01)	DV I
234	Walker, Al	00:19:45.0	M 234	29	BB 19	398	6:22	OP	DIGITAL (12)	DV I
235	Kraus, Ken	00:19:46.0	M 235	44	EE 44	60	6:22	OP	TRW (15)	DV I
236	Longwell, Bob	00:19:47.0	M 236	54	GG 19	376	6:22	OP	CHEVRON (19)	DV I
237	Lamm, Roy	00:19:47.0	M 237	54	GG 20	196	6:22	OP	DELTA AIRLINES (10)	DV I
238	Dalton, Dan	00:19:48.0	M 238	59	HH 16	120	6:23	OP	PACIFIC TELESIS (09)	DV I
239	Coe, Gordon	00:19:53.0	M 239	59	HH 17	1725	6:24	OP	GENERAL ELECTRIC (02)	DV I
240	Tiemann, Jerry	00:19:54.0	M 240	59	HH 18	1729	6:25	OP	GENERAL ELECTRIC (02)	DV I
241	Taub, Jerry	00:19:58.0	M 241	54	GG 21	426	6:26	OP	IBM (03)	DV I
242	Wille, Dave	00:19:59.0	M 242	54	GG 22	1634	6:26	OP	AT & T (01)	DV I
243	Egley, Dennis	00:20:01.0	M 243	59	HH 19	239	6:27	OP	LOCKHEED (22)	DV I
244	Ellis, Eugene	00:20:02.0	M 244	39	DD 34	380	6:27	OP	CHEVRON (19)	DV I
245	Queiroz, Mario	00:20:03.0	M 245	24	AA 40	48	6:28	OP	HEWLETT-PACKARD (08)	DV I
246	Sather, Mike	00:20:05.0	M 246	59	HH 20	168	6:28	OP	HUGHES AIRCRAFT (05)	DV I
247	Colby, Don	00:20:09.0	M 247	59	HH 21	205	6:30	OP	DELTA AIRLINES (10)	DV I
248	Martin, John	00:20:10.0	M 248	54	GG 23	163	6:30	OP	HUGHES AIRCRAFT (05)	DV I
249	Sloan, Jim	00:20:13.0	M 249	49	FF 28	1628	6:31	OP	AT & T (01)	DV I
250	Roode, Bill	00:20:20.0	M 250	44	EE 45	1704	6:33	OP	GENERAL ELECTRIC (02)	DV I
251	Burrone, Jim	00:20:28.0	M 251	59	HH 22	305	6:36	OP	BANK OF AMERICA (16)	DV I
252	Lewis, Bob	00:20:29.0	M 252	54	GG 24	273	6:36	OP	HEWLETT-PACKARD (08)	DV I
253	Saffel, Bob	00:20:31.0	M 253	59	HH 23	147	6:37	OP	TENNECO (04)	DV I
254	Cunkelman, Willis	00:20:32.0	M 254	59	HH 24	545	6:37	OP	WESTINGHOUSE (14)	DV I
255	Ouellette, Rolan	00:20:33.0	M 255	24	AA 41	392	6:37	OP	DIGITAL (12)	DV I
256	White, Robert	00:20:34.0	M 256	59	HH 25	152	6:38	OP	TENNECO (04)	DV I
257	O'Brien, Bill	00:20:39.0	M 257	54	GG 25	123	6:39	OP	PACIFIC TELESIS (09)	DV I
258	Baldwin, David	00:20:40.0	M 258	29	BB 20	306	6:40	OP	BANK OF AMERICA (16)	DV I
259	Richichi, Mark	00:20:42.0	M 259	34	CC 41	65	6:40	OP	TRW (15)	DV I
260	Bibbs, Anthony	00:20:43.0	M 260	34	CC 42	1658	6:40	OP	AT & T (01)	DV I
261	Landis, JD	00:20:43.0	M 261	54	GG 26	141	6:40	OP	TENNECO (04)	DV I
262	Inglan, David	00:20:45.0	M 262	59	HH 26	14	6:41	OP	AT & T (01)	DV I
263	Smith, Bill	00:20:45.0	M 263	59	HH 27	503	6:41	OP	EXXON (17)	DV I
264	Davis, Dennis	00:20:48.0	M 264	39	DD 35	156	6:42	OP	HUGHES AIRCRAFT (05)	DV I
265	Sawyer, Steve	00:20:49.0	M 265	49	FF 29	188	6:42	OP	TENNECO (04)	DV I
266	Gehman, Larry	00:20:52.0	M 266	44	EE 46	200	6:43	OP	DELTA AIRLINES (10)	DV I
267	Walsh, Tom	00:20:53.0	M 267	59	HH 28	114	6:44	OP	PACIFIC TELESIS (09)	DV I
268	Krick, Willard	00:20:55.0	M 268	54	GG 27	161	6:44	OP	HUGHES AIRCRAFT (05)	DV I
269	Pillow, Jon	00:20:58.0	M 269	44	EE 47	207	6:45	OP	DELTA AIRLINES (10)	DV I
270	McCooke, John	00:20:58.0	M 270	29	BB 21	590	6:45	OP	COCA COLA (11)	DV I
271	Hart, Dick	00:21:01.0	M 271	59	HH 29	541	6:46	OP	WESTINGHOUSE (14)	DV I
272	Ramirez, Lou	00:21:12.0	M 272	44	EE 48	20	6:50	OP	AT & T (01)	DV I
273	Toups, Harry	00:21:13.0	M 273	44	EE 49	500	6:50	OP	EXXON (17)	DV I
274	Enghouser, Dick	00:21:16.0	M 274	49	FF 30	1636	6:51	OP	AT & T (01)	DV I
275	Brim, Don	00:21:18.0	M 275	49	FF 31	210	6:52	OP	DELTA AIRLINES (10)	DV I
276	Dhruv, Tushar	00:21:19.0	M 276	49	FF 32	139	6:52	OP	TENNECO (04)	DV I
277	Coe, Lee	00:21:23.0	M 277	59	HH 30	452	6:53	OP	US WEST (06)	DV I
278	Martin, Fred	00:21:24.0	M 278	59	HH 31	308	6:54	OP	BANK OF AMERICA (16)	DV I
279	Peters, Francis	00:21:30.0	M 279	39	DD 36	435	6:56	OP	IBM (03)	DV I
280	Folsom, Ken	00:21:32.0	M 280	59	HH 32	26	6:56	OP	AT & T (01)	DV I
281	Fujii, Hi	00:21:36.0	M 281	59	HH 33	42	6:58	OP	HEWLETT-PACKARD (08)	DV I
282	Cavagnolo, Paul	00:21:43.0	M 282	49	FF 33	449	7:00	OP	IBM (03)	DV I
283	Bernacki, Ed	00:21:50.0	M 283	49	FF 34	133	7:02	OP	TENNECO (04)	DV I
284	Sherwood, Steve	00:21:53.0	M 284	39	DD 37	12	7:03	OP	AT & T (01)	DV I
285	Hamilton, Ed	00:21:54.0	M 285	59	HH 34	10	7:03	OP	AT & T (01)	DV I

PL	NAME	TIME	SEX / PL	AGE	DIV / PL	RACE#	PACE	CAT	TEAM	EVENT
286	Gries, Leo	00:21:56.0	M 286	59	HH 35	213	7:04	OP	DELTA AIRLINES (10)	DV I
287	Tedford, Bob	00:22:01.0	M 287	59	HH 36	397	7:06	OP	DIGITAL (12)	DV I
288	Wheelock, Bill	00:22:07.0	M 288	49	FF 35	1633	7:08	OP	AT & T (01)	DV I
289	Flint, Pat	00:22:08.0	M 289	24	AA 42	190	7:08	OP	DELTA AIRLINES (10)	DV I
290	Abbott, David	00:22:10.0	M 290	49	FF 36	199	7:09	OP	DELTA AIRLINES (10)	DV I
291	Pulley, John	00:22:12.0	M 291	44	EE 50	178	7:09	OP	ROCKWELL (23)	DV I
292	Robinson, Art	00:22:12.0	M 292	39	DD 38	307	7:09	OP	BANK OF AMERICA (16)	DV I
293	Kovalaski, Richar	00:22:12.0	M 293	44	EE 51	201	7:09	OP	DELTA AIRLINES (10)	DV I
294	Feaster, Bob	00:22:35.0	M 294	59	HH 37	304	7:17	OP	BANK OF AMERICA (16)	DV I
295	Ysbaert, Emiel	00:22:36.0	M 295	59	HH 38	1635	7:17	OP	AT & T (01)	DV I
296	Stevenson, Bob	00:22:51.0	M 296	54	66 28	1720	7:22	OP	GENERAL ELECTRIC (02)	DV I
297	Jackson, Herb	00:22:53.0	M 297	39	DD 39	1609	7:22	OP	AT & T (01)	DV I
298	Chin, John	00:22:54.0	M 298	34	CC 43	313	7:23	OP	BANK OF AMERICA (16)	DV I
299	Sprague, Art	00:22:57.0	M 299	54	66 29	170	7:24	OP	HUGHES AIRCRAFT (05)	DV I
300	Carew, Jack	00:23:07.0	M 300	59	HH 39	573	7:27	OP	COCA COLA (11)	DV I
301	Mahler, Ed	00:23:11.0	M 301	49	FF 37	2	7:28	OP	AT & T (01)	DV I
302	Bugno, Walt	00:23:39.0	M 302	49	FF 38	377	7:37	OP	CHEVRON (19)	DV I
303	Howes, Bill	00:23:41.0	M 303	59	HH 40	341	7:38	OP	CIGNA (13)	DV I
304	Mayfield, Lee	00:23:49.0	M 304	44	EE 52	1612	7:40	OP	AT & T (01)	DV I
305	Gill, Russ	00:24:45.0	M 305	44	EE 53	388	7:59	OP	DIGITAL (12)	DV I
306	Bramseth, John	00:26:55.0	M 306	49	FF 39	194	8:40	OP	DELTA AIRLINES (10)	DV I
307	Reyes, Venancio	00:27:30.0	M 307	54	66 30	206	8:52	OP	DELTA AIRLINES (10)	DV I

Division I & II WOMEN'S 5K ROAD RACE

PL	Name	Time	Sex / PL	Div / PL	Race#	Pace
* 1	Hochella.Lor*Ten	0:17:18	F 1	K 1	905	5:35
* 2	Stegmiller.H*GE	0:17:39	F 2	K 2	738	5:42
* 3	Hlavka. Cory*Ten	0:17:45	F 3	L 1	904	5:44
* 4	Ludwigson. L*GE	0:17:48	F 4	J 1	731	5:45
* 5	Healy. Janet*GE	0:17:48	F 5	K 3	741	5:45
* 6	Stevens. Kat*GE	0:17:52	F 6	L 2	745	5:46
7	Ludwig. Melo*USW	0:18:07	F 7	K 4	956	5:51
* 8	Simmie. Beck*HP	0:18:11	F 8	M 1	677	5:52
* 9	John. Stepha*IBM	0:18:14	F 9	M 2	949	5:53
* 10	Gaydos. Laur*GE	0:18:15	F 10	J 2	740	5:53
* 11	Madson. Laur*ATT	0:18:16	F 11	L 3	705	5:54
* 12	Caballero. R*Ten	0:18:20	F 12	J 3	900	5:55
13	Siek. Julie *Hug	0:18:22	F 13	K 5	876	5:55
14	Haynes. Juli*CI6	0:18:25	F 14	J 4	859	5:56
* 15	Arnold. Jane*CI6	0:18:29	F 15	M 3	865	5:58
* 16	Mantanyen. L*Del	0:18:30	F 16	N 1	652	5:58
17	Cameron. Lau*Wst	0:18:30	F 17	K 6	825	5:58
18	Nelson. Kim *Del	0:18:31	F 18	L 4	651	5:58
19	MacCarroll.S*IBM	0:18:33	F 19	K 7	946	5:59
20	Glendenning.*GE	0:18:36	F 20	K 8	743	6:00
21	Martinez. Ka*Loc	0:18:38	F 21	J 5	783	6:01
22	Paul. Dede *ATT	0:18:39	F 22	K 9	710	6:01
23	Cason. Trish*TI	0:18:40	F 23	J 6	817	6:01
24	Juri. Terry *Loc	0:18:52	F 24	K 10	781	6:05
25	Dursthoff. K*ATT	0:18:58	F 25	K 11	694	6:07
26	Swan. Betsy	0:19:07	F 26	J 7	970	6:10
27	Loveday.Michelle	0:19:13	F 27	J 8	991	6:12
28	McKee. PJ *ATT	0:19:17	F 28	L 5	707	6:13
29	McManamon.Na*HP	0:19:20	F 29	K 12	671	6:14
30	Murphy. Katy*IBM	0:19:26	F 30	J 9	941	6:16
31	Tabler. Kerr*Pac	0:19:29	F 31	M 4	889	6:17
32	Nelson. Conn*IBM	0:19:32	F 32	L 6	943	6:18
33	Sprenger.Hea*Loc	0:19:32	F 33	M 5	775	6:18
34	Hiebert-Dodd*ATT	0:19:33	F 34	M 6	700	6:18
35	Kraft. Laure*TI	0:19:34	F 35	K 13	814	6:19
36	Luca. Mauree*BoA	0:19:35	F 36	M 7	845	6:19
37	Atchison. Sa*Exx	0:19:36	F 37	K 14	784	6:19
38	Hansen. Caro*GE	0:19:47	F 38	L 7	752	6:23
39	Henry. Patti	0:19:49	F 39	J 10	992	6:24
40	Searle. Susa*ATT	0:19:55	F 40	J 11	717	6:25
41	Weil. Toni *GE	0:19:55	F 41	K 15	742	6:25
42	Schmitt. Eil*Loc	0:19:58	F 42	K 16	779	6:26
43	Sullivan. Pa*DEC	0:20:00	F 43	L 8	934	6:27
* 44	Dolley. Jane	0:20:02	F 44	N 2	974	6:28
45	Miller. Judy*HP	0:20:03	F 45	J 12	676	6:28
* 46	Alkana. Jayn*USW	0:20:03	F 46	N 3	959	6:28
47	Stolz. Sue *Hug	0:20:05	F 47	N 4	877	6:29
48	Weissman. Ka*GE	0:20:07	F 48	L 9	747	6:29
49	Peterson. Ca*ATT	0:20:07	F 49	M 8	711	6:29
50	Huber. Linda	0:20:07	F 50	L 10	964	6:29
51	Paine. Robin*Pac	0:20:09	F 51	M 9	884	6:30
52	Petrill. Ellen	0:20:15	F 52	J 13	918	6:32
53	Zuker. Gail *Pac	0:20:17	F 53	J 14	899	6:33

* 54	Hayden, Caro*ATT	0:20:20	F	54	O	1	699	6:34
55	Clogg, Lynda	0:20:22	F	55	L	11	994	6:34
56	D'Antonio, L*6E	0:20:23	F	56	J	15	732	6:35
57	Bouchard, Marion	0:20:23	F	57	J	16	976	6:35
58	Lance, Maure*Pac	0:20:25	F	58	M	10	887	6:35
59	Vega, Ruth *BoA	0:20:26	F	59	J	17	842	6:35
60	Thompson, Gis*ATT	0:20:28	F	60	L	12	725	6:36
61	Simonson, Je*BoA	0:20:30	F	61	K	17	844	6:37
62	Ruf, Amy *Exx	0:20:31	F	62	K	18	789	6:37
* 63	Marchetti, J*CI6	0:20:31	F	63	O	2	857	6:37
64	Gallagher, P*Exx	0:20:32	F	64	L	13	794	6:37
65	Massee, Mary*Wst	0:20:33	F	65	L	14	830	6:38
* 66	Rome, Grace *IBM	0:20:33	F	66	P	1	950	6:38
67	Aarts, Carolyn	0:20:38	F	67	J	18	972	6:39
68	Raygoza, Deb*Pac	0:20:40	F	68	J	19	895	6:40
69	Dixon, Jeann*ATT	0:20:41	F	69	M	11	693	6:40
* 70	Vassigh, Mad*6E	0:20:42	F	70	O	3	756	6:41
71	Baecker, Deb*6E	0:20:43	F	71	L	15	751	6:41
72	Silva, Joan	0:20:44	F	72	J	20	965	6:41
73	Smith, Mary *Wst	0:20:44	F	73	K	19	823	6:41
74	Lemaire, Lou*DEC	0:20:45	F	74	L	16	937	6:42
75	Holland, Dia*Hug	0:20:52	F	75	M	12	873	6:44
76	Erickson, Mary A	0:20:53	F	76	J	21	924	6:44
77	Wesley, Lind*CrS	0:20:54	F	77	K	20	682	6:45
78	Schalke, Rin*DEC	0:20:55	F	78	N	5	935	6:45
79	Nichols, Kel*HP	0:20:58	F	79	J	22	670	6:46
80	Kadnuck, Sue*CrS	0:20:58	F	80	L	17	681	6:46
81	Emery, Elaine*ATT	0:20:59	F	81	K	21	695	6:46
* 82	Fraser-Smith, Bet	0:21:03	F	82	P	2	993	6:47
83	Williams, Al*Cok	0:21:05	F	83	L	18	807	6:48
84	Moran, Julie*IBM	0:21:08	F	84	J	23	715	6:49
85	Rusnock, Cin*Wst	0:21:10	F	85	K	22	829	6:50
86	Hunter, Sue *Pac	0:21:11	F	86	K	23	898	6:50
87	Rambin, Chri*TI	0:21:12	F	87	J	24	812	6:50
88	Gracyzk, Kim*Hug	0:21:16	F	88	K	24	872	6:52
89	Stickle, Edd*Pac	0:21:18	F	89	O	4	894	6:52
90	Fulton, Judy*Loc	0:21:18	F	90	M	13	774	6:52
91	Cowley, Ann *Pac	0:21:19	F	91	K	25	890	6:53
92	Leahy, Anne	0:21:20	F	92	L	19	920	6:53
93	Barrett, Betsy	0:21:21	F	93	L	20	979	6:53
94	Romano, Sue	0:21:22	F	94	J	25	962	6:54
95	Morris, Donn*CI6	0:21:24	F	95	J	26	856	6:54
96	Bullard, Jud*ATT	0:21:25	F	96	N	6	689	6:55
97	Zeller, Debr*CrS	0:21:26	F	97	J	27	679	6:55
98	Schroeder, Ja*USW	0:21:28	F	98	N	7	954	6:55
99	Kinder, Elis*Pac	0:21:28	F	99	M	14	892	6:55
100	Commisso, Rob*ATT	0:21:30	F	100	N	8	692	6:56
101	Gerber, Kath*IBM	0:21:31	F	101	N	9	945	6:56
102	Vanusa, Rosem*Pac	0:21:32	F	102	N	10	786	6:57
103	Monsen, Kare*DEC	0:21:34	F	103	O	5	936	6:57
104	Campion, Gwe*GE	0:21:36	F	104	J	28	736	6:58
105	Owen, Kathie*TRW	0:21:37	F	105	O	6	910	6:58
106	Williams, Li*GE	0:21:38	F	106	N	11	755	6:59
107	Eynck, Michelle	0:21:40	F	107	J	29	922	6:59
108	Durant, Mere*HP	0:21:41	F	108	J	30	646	7:00
109	Sherwood, Gw*ATT	0:21:41	F	109	N	12	719	7:00
110	Pjura, Mary	0:21:41	F	110	L	21	963	7:00
111	Cramer, Marg*USW	0:21:42	F	111	O	7	958	7:00
112	Tenant, Will*Pac	0:21:43	F	112	N	13	888	7:00
113	Kristie, Bar*CI6	0:21:45	F	113	M	15	858	7:01
114	Skelly, Eile*6E	0:21:48	F	114	M	16	753	7:02
115	Neou, Vivian	0:21:49	F	115	J	31	967	7:02

116.	Stapinski. A*Cok	0:21:50	F	116	K	26	808	7:03
117	Conrath. Nob*Del	0:21:54	F	117	M	17	649	7:04
118	Condon. Susa*Pac	0:21:55	F	118	O	8	882	7:04
119	Bruechert. Barbar	0:21:59	F	119	J	32	921	7:05
120	Recker. Mimi	0:21:59	F	120	J	33	966	7:05
121	Jones. Mary *Crs	0:22:01	F	121	L	22	680	7:06
122	Mathias. Rose*Wst	0:22:06	F	122	M	18	820	7:08
123	Kennard. Mar*TI	0:22:10	F	123	O	9	815	7:09
124	Forbes. Susa*Pac	0:22:15	F	124	K	27	788	7:11
125	Murray. Doer*Pac	0:22:18	F	125	O	10	883	7:12
126	Skudlark. An*ATT	0:22:20	F	126	L	23	720	7:12
* 127	Richardson. J*ATT	0:22:20	F	127	P	3	714	7:12
128	Whittier. Di*Wst	0:22:22	F	128	O	11	828	7:13
129	Lowers. Laur*BoA	0:22:24	F	129	K	28	846	7:14
130	Stohl. Franc*ATT	0:22:24	F	130	N	14	722	7:14
131	Hatton. Deborah	0:22:25	F	131	J	34	978	7:14
132	Smith. Jan *BoA	0:22:27	F	132	N	15	843	7:15
133	Dabbondanza.*CI6	0:22:36	F	133	J	35	862	7:17
134	Barry. Gerry*GE	0:22:42	F	134	O	12	758	7:19
135	Schlegel. Ge*HP	0:22:42	F	135	N	16	673	7:19
136	Miller. Sand*ATT	0:22:46	F	136	N	17	708	7:21
137	Ciardullo. Ca*BoA	0:22:47	F	137	M	19	849	7:21
138	Uresti. Yola*Ten	0:22:47	F	138	N	18	906	7:21
139	Gaskin. Sher*Loc	0:22:48	F	139	O	13	772	7:21
140	Donnelly. Kaye	0:22:49	F	140	N	19	961	7:22
141	Kerr. Rita *HP	0:22:53	F	141	P	4	672	7:23
142	Bacon. Linda*Exx	0:22:56	F	142	K	29	785	7:24
143	Nilson. Kare*USW	0:22:56	F	143	N	20	951	7:24
144	Escobar. Lyd*Loc	0:22:58	F	144	L	24	777	7:25
145	Stubblefield*ATT	0:22:58	F	145	N	21	723	7:25
146	Garcia. Neom*Ten	0:22:59	F	146	P	5	901	7:25
147	Olivera. Mim*Del	0:23:00	F	147	O	14	655	7:25
148	Salazar. Jul*ATT	0:23:02	F	148	M	20	739	7:26
149	Alice. Kay *IBM	0:23:04	F	149	M	21	706	7:26
150	Bernstein. L*Hug	0:23:07	F	150	L	25	867	7:27
151	Olivarez. Su*ATT	0:23:10	F	151	N	22	709	7:28
152	Filippone. L*DEC	0:23:19	F	152	J	36	939	7:31
153	Martin. Deen*Wst	0:23:24	F	153	L	26	824	7:33
154	Adams. Pat *Wst	0:23:24	F	154	L	27	821	7:33
155	Monroe. Bern*Wst	0:23:40	F	155	L	28	822	7:38
156	Wells. Jeane*Cok	0:23:42	F	156	P	6	643	7:39
157	Elmer. Marilyn	0:23:44	F	157	P	7	927	7:39
158	Arnold. Caro*CI6	0:23:45	F	158	N	23	866	7:40
159	Levey. Debor*Cok	0:23:49	F	159	M	22	809	7:41
160	Oliver. Debb*GE	0:23:51	F	160	K	30	737	7:42
161	Madonia. Ter*ATT	0:23:51	F	161	L	29	666	7:42
162	Tower. Franc*ATT	0:23:51	F	162	O	15	727	7:42
163	Mahle. Rose *GE	0:23:55	F	163	O	16	757	7:43
164	Daigel. Judy*TRW	0:23:55	F	164	O	17	907	7:43
165	Osei. Avry *Wst	0:24:10	F	165	N	24	827	7:48
166	Luna. Rita	0:24:11	F	166	J	37	917	7:48
167	Mason. Edie *GE	0:24:17	F	167	P	8	759	7:50
168	Grissom. Sus*Del	0:24:29	F	168	N	25	659	7:54
169	Moon. Tracy *TRW	0:24:34	F	169	J	38	908	7:55
170	Armor. Jackey	0:24:35	F	170	N	26	926	7:56
171	Berg. Ida Ma*BoA	0:24:48	F	171	P	9	851	8:00
172	Philip. Virg*Cok	0:24:49	F	172	O	18	810	8:00
173	Boger. Joan *ATT	0:24:52	F	173	N	27	688	8:01
174	Anderson. Carlene	0:24:53	F	174	L	30	977	8:02
175	Almquist. Susan	0:24:55	F	175	N	28	995	8:02
176	Carmona. Ave*BoA	0:25:22	F	176	O	19	850	8:11
177	Hogan. Liz *GE	0:25:25	F	177	P	10	761	8:12

* 178.	Taylor. Shir*GE	0:25:35	F	178	Q	1	762	8:15
179	Miller. Pat *Pac	0:25:36	F	179	P	11	881	8:15
180	Milke. Karen*TRW	0:25:52	F	180	P	12	911	8:21
181	Andrews. Pam*ATT	0:25:56	F	181	O	20	686	8:22
182	Reagan. Jane*HP	0:26:02	F	182	L	31	645	8:24
183	DeBoer. Carolyn	0:26:06	F	183	J	39	973	8:25
184	Anthony. Bob*Del	0:26:11	F	184	N	29	647	8:27
185	Mims. Vicki *Cok	0:26:13	F	185	L	32	802	8:27
186	Erzen. Helen*USW	0:26:18	F	186	P	13	957	8:29
187	Swinnerton. *USW	0:26:18	F	187	L	33	953	8:29
188	Urrea. Becky	0:26:24	F	188	L	34	984	8:31
* 189	Goldberg. Al*Hug	0:26:25	F	189	Q	2	871	8:31
190	Herndon. Fra*Ten	0:26:26	F	190	P	14	903	8:32
191	Martin. Ann *Hug	0:26:28	F	191	P	15	875	8:32
192	Evans. Paula	0:26:30	F	192	L	35	968	8:33
193	Norwood-Fields.C	0:26:34	F	193	L	36	988	8:34
194	Tanner. Sue	0:26:42	F	194	J	40	915	8:37
195	Siefert. Dia*Loc	0:26:42	F	195	N	30	773	8:37
196	King. Rosema*BoA	0:26:44	F	196	N	31	847	8:37
197	Gerrity. Mar*Del	0:26:46	F	197	P	16	656	8:38
198	Bally. Joanne	0:26:52	F	198	P	17	982	8:40
199	Sylvester.Ei*CI6	0:26:56	F	199	J	41	852	8:41
200	Magana. Mari*IBM	0:26:58	F	200	M	23	944	8:42
201	C... Lupe	0:26:59	F	201	J	42	971	8:42
202	Harmon. Jackie	0:27:16	F	202	P	18	975	8:48
* 203	Valdez. Toni*USW	0:27:19	F	203	Q	3	790	8:49
204	Borg. Evelyn*Wst	0:27:34	F	204	Q	4	826	8:54
205	Soqui. Emili*IBM	0:27:37	F	205	P	19	947	8:55
206	Farley. Dot *ATT	0:27:40	F	206	Q	5	696	8:55
207	Engel. Lynn *ATT	0:27:44	F	207	J	43	667	8:57
208	Ewing. Diane*Cok	0:28:26	F	208	O	21	805	9:10
209	Taub. Judy *IBM	0:28:32	F	209	O	22	942	9:12
210	Harvey. Kim *Cok	0:29:22	F	210	K	31	796	9:28
211	Baldwin. She*BoA	0:29:28	F	211	K	32	837	9:30
212	Harris. Mari*Loc	0:29:59	F	212	P	20	766	9:40
213	Molsberry. W*Loc	0:30:01	F	213	P	21	770	9:41
214	Lutich. Hele*BoA	0:30:05	F	214	P	22	840	9:42
215	Rich. Sandi *CI6	0:30:46	F	215	J	44	853	9:55
216	Vallarta. Dora	0:31:29	F	216	P	23	980	10:09
217	Geyer. Bette*Ten	0:33:31	F	217	Q	6	902	10:49
218	Page. Phylli*ATT	0:34:36	F	218	Q	7	716	11:10
219	Anderson. Thelma	0:36:02	F	219	P	24	981	11:37
220		0:36:03		1		1	9999	11:38

Divisions I & II

MEN'S 10K ROAD RACE

PL	NAME	TIME	SEX	PL	AGE	DIV / PL	RACE#	PACE	CAT	TEAM	EVENT	
† 1	Gonzales, Danny	00:30:17.0	M	1	89	II	1	56	4:53	OP	SYNTEX (44)	DVII
† 2	Jankunas, Alan	00:30:35.0	M	2	29	BB	1	53	4:55	OP	HONEYWELL (20)	DV I
† 3	Menchaca, Art	00:30:51.0	M	3	34	CC	1	382	4:58	OP	HUGHES AIRCRAFT (05)	DV I
4	Francissen, Vern	00:30:59.0	M	4	29	BB	2	27	4:59	OP	AT & T (01)	DV I
5	Oliver, Steve	00:31:03.0	M	5	29	BB	3	1666	5:00	OP	GENERAL ELECTRIC (02)	DV I
6	Eisenmenger, Mark	00:31:25.0	M	6	29	BB	4	155	5:04	OP	HUGHES AIRCRAFT (05)	DV I
7	Wilkins, Eric	00:31:28.0	M	7	34	CC	2	531	5:04	OP	WESTINGHOUSE (14)	DV I
8	Lyon, Dan	00:31:31.0	M	8	29	BB	5	523	5:05	OP	TEXAS INSTR (07)	DV I
9	Stroud, Randy	00:31:32.0	M	9	34	CC	3	1	5:05	OP	AT & T (01)	DV I
10	Bomber, Ed	00:31:35.0	M	10	29	BB	6	271	5:05	OP	HEWLETT-PACKARD (08)	DV I
11	Leonard, Tom	00:31:44.0	M	11	34	CC	4	1683	5:07	OP	GENERAL ELECTRIC (02)	DV I
† 12	Herndon, Bob	00:31:57.0	M	12	24	AA	1	241	5:09	OP	LOCKHEED (22)	DV I
13	Horman, Fred	00:31:57.0	M	13	24	AA	2	1660	5:09	OP	AT & T (01)	DV I
14	Hinzmann, Brook	00:32:02.0	M	14	34	CC	5	411	5:10	OP	SRI (31)	DVII
15	Martin, John	00:32:08.0	M	15	34	CC	6	1682	5:10	OP	GENERAL ELECTRIC (02)	DV I
16	Gvorey, Mark	00:32:10.0	M	16	29	BB	7	253	5:11	OP	LOCKHEED (22)	DV I
17	Black, Tim	00:32:11.0	M	17	24	AA	3	515	5:11	OP	TEXAS INSTR (07)	DV I
18	Richard, Dale	00:32:17.0	M	18	24	AA	4	272	5:12	OP	HEWLETT-PACKARD (08)	DV I
19	Balaban, John	00:32:20.0	M	19	29	BB	8	7	5:12	OP	AT & T (01)	DV I
20	Heslin, John	00:32:20.0	M	20	34	CC	7	1686	5:12	OP	GENERAL ELECTRIC (02)	DV I
† 21	Hinojosa, Raley	00:32:21.0	M	21	39	DD	1	281	5:13	OP	HEWLETT-PACKARD (08)	DV I
22	Acton, Thom	00:32:24.0	M	22	34	CC	8	512	5:13	OP	TEXAS INSTR (07)	DV I
23	Riano, Ernesto	00:32:25.0	M	23	34	CC	9	1646	5:13	OP	AT & T (01)	DV I
† 24	Wessely, Wes	00:32:40.0	M	24	44	EE	1	217	5:16	OP	DELTA AIRLINES (10)	DV I
25	Araujo, John	00:32:41.0	M	25	34	CC	10	179	5:16	OP	ROCKWELL (23)	DV I
26	McKee, Kevin	00:32:46.0	M	26	24	AA	5	429	5:17	OP	IBM (03)	DV I
27	McCullough, Dan	00:32:47.0	M	27	34	CC	11	280	5:17	OP	HEWLETT-PACKARD (08)	DV I
28	McMahon, Mike	00:32:48.0	M	28	29	BB	9	39	5:17	OP	AT & T (01)	DV I
29	Melissas, Dave	00:32:57.0	M	29	24	AA	6	1657	5:18	OP	AT & T (01)	DV I
30	Woods, Larry	00:33:04.0	M	30	29	BB	10	1672	5:20	OP	GENERAL ELECTRIC (02)	DV I
31	Barnes, John	00:33:08.0	M	31	34	CC	12	8	5:20	OP	AT & T (01)	DV I
32	Fusco, Robert	00:33:13.0	M	32	34	CC	13	402	5:21	OP	DIGITAL (12)	DV I
33	Pelguta, Tom	00:33:14.0	M	33	39	DD	2	232	5:21	OP	LOCKHEED (22)	DV I
34	Nowak, William	00:33:15.0	M	34	39	DD	3	1641	5:21	OP	AT & T (01)	DV I
35	Toulouse, Jim	00:33:16.0	M	35	44	EE	2	461	5:21	OP	UNUM (32)	DVII
36	Clark, Bill	00:33:17.0	M	36	44	EE	3	70	5:22	OP	TRW (15)	DV I
37	McCool, Tony	00:33:18.0	M	37	44	EE	4	352	5:22	OP	CIGNA (13)	DV I
38	Neubieser, Mark	00:33:20.0	M	38	34	CC	14	479	5:22	OP	APPLE COMPUTER (36)	DVII
39	McGehee, John	00:33:21.0	M	39	39	DD	4	528	5:22	OP	TEXAS INSTR (07)	DV I
40	Torres, Phil	00:33:24.0	M	40	24	AA	7	110	5:23	OP	PACIFIC TELESIS (09)	DV I
41	Robertson, Randy	00:33:25.0	M	41	39	DD	5	1696	5:23	OP	GENERAL ELECTRIC (02)	DV I
42	Garza, Jose	00:33:27.0	M	42	34	CC	15	54	5:23	OP	HONEYWELL (20)	DV I
43	Hamza, Alex	00:33:28.0	M	43	29	BB	11	1738	5:23	OP	AT & T (01)	DV I
44	Hamilton, Jim	00:33:30.0	M	44	24	AA	8	1674	5:24	OP	GENERAL ELECTRIC (02)	DV I
45	Townsend, Chuck	00:33:31.0	M	45	29	BB	12	1676	5:24	OP	GENERAL ELECTRIC (02)	DV I
46	Hork Sin, Leon	00:33:31.0	M	46	39	DD	6	520	5:24	OP	TEXAS INSTR (07)	DV I
47	Schaffstein, Fred	00:33:31.0	M	47	44	EE	5	1700	5:24	OP	GENERAL ELECTRIC (02)	DV I
48	Purcell, Brian	00:33:32.0	M	48	34	CC	16	49	5:24	OP	HEWLETT-PACKARD (08)	DV I
49	Nelson, Don	00:33:33.0	M	49	34	CC	17	216	5:24	OP	DELTA AIRLINES (10)	DV I
50	Egolf, Steve	00:33:37.0	M	50	24	AA	9	530	5:25	OP	WESTINGHOUSE (14)	DV I
51	McGilvery, Earl	00:33:39.0	M	51	44	EE	6	1707	5:25	OP	GENERAL ELECTRIC (02)	DV I
52	McCarthy, Ed	00:33:41.0	M	52	24	AA	10	38	5:25	OP	AT & T (01)	DV I
53	Walters, John	00:33:42.0	M	53	39	DD	7	151	5:26	OP	TENNECO (04)	DV I
54	Misner, Jim	00:33:43.0	M	54	29	BB	13	224	5:26	OP	LOCKHEED (22)	DV I
55	Welch, Craig	00:33:46.0	M	55	29	BB	14	423	5:26	OP	IBM (03)	DV I
56	Knoll, Paul	00:33:46.0	M	56	39	DD	8	456	5:26	OP	US WEST (06)	DV I
57	Jardv, Jerry	00:33:49.0	M	57	39	DD	9	519	5:27	OP	TEXAS INSTR (07)	DV I
58	Keating, Paul	00:33:52.0	M	58	29	BB	15	555	5:27	OP	WESTINGHOUSE (14)	DV I
59	Wheeler, Tim	00:33:53.0	M	59	34	CC	18	1652	5:27	OP	AT & T (01)	DV I
60	Aranas, John	00:33:58.0	M	60	24	AA	11	154	5:28	OP	HUGHES AIRCRAFT (05)	DV I

PL	NAME	TIME	SEX / PL	AGE DIV / PL	RACE#	PACE CAT	TEAM	EVENT
61	Valdez, Rich	00:33:59.0	M 61	24 AA 12	115	5:28	OP PACIFIC TELESIS (09)	DV I
62	Putnam, Lou	00:33:59.0	M 62	44 EE 7	3	5:28	OP AT & T (01)	DV I
63	Dorst, Tom	00:34:06.0	M 63	29 BB 16	548	5:30	OP WESTINGHOUSE (14)	DV I
64	Winstal, Rick	00:34:08.0	M 64	34 CC 19	215	5:30	OP DELTA AIRLINES (10)	DV I
65	Hesketh, Scott	00:34:11.0	M 65	29 BB 17	517	5:30	OP TEXAS INSTR (07)	DV I
66	Marrone, Frank	00:34:12.0	M 66	24 AA 13	143	5:30	OP TENNECO (04)	DV I
67	Cruz, Tar	00:34:13.0	M 67	29 BB 18	453	5:31	OP US WEST (06)	DV I
68	Ascenzi, Mike	00:34:21.0	M 68	34 CC 20	535	5:32	OP WESTINGHOUSE (14)	DV I
69	Frawley, Chuck	00:34:26.0	M 69	49 FF 1	441	5:33	OP IBM (03)	DV I
70	Whiteside, Jay	00:34:28.0	M 70	34 CC 21	1653	5:33	OP AT & T (01)	DV I
71	Bunnell, Mike	00:34:28.0	M 71	39 DD 10	134	5:33	OP TENNECO (04)	DV I
72	Mallow, Bob	00:34:30.0	M 72	44 EE 8	300	5:33	OP COORS (18)	DV I
73	Pryor, Alan	00:34:33.0	M 73	24 AA 14	52	5:34	OP TEXAS INSTR (07)	DV I
74	Stotlar, Richard	00:34:43.0	M 74	49 FF 2	1630	5:35	OP AT & T (01)	DV I
75	Bieganski, Chet	00:34:45.0	M 75	39 DD 11	1694	5:36	OP GENERAL ELECTRIC (02)	DV I
76	Pfefferle, Dave	00:34:48.0	M 76	39 DD 12	1644	5:36	OP AT & T (01)	DV I
77	Devlin, John	00:34:55.0	M 77	29 BB 19	386	5:37	OP DIGITAL (12)	DV I
78	Moffat, Roger	00:34:55.0	M 78	39 DD 13	1638	5:37	OP AT & T (01)	DV I
79	Lorenz, Steve	00:34:57.0	M 79	44 EE 9	437	5:38	OP IBM (03)	DV I
80	Scoville, Tom	00:34:59.0	M 80	44 EE 10	1626	5:38	OP AT & T (01)	DV I
81	Howell, Jim	00:35:05.0	M 81	44 EE 11	251	5:39	OP LOCKHEED (22)	DV I
82	McLean, Doug	00:35:06.0	M 82	34 CC 22	478	5:39	OP APPLE COMPUTER (36)	DVII
83	Strand, Gary	00:35:08.0	M 83	24 AA 15	321	5:40	OP BANK OF AMERICA (16)	DV I
84	Griffith, Dave	00:35:10.0	M 84	49 FF 3	454	5:40	OP US WEST (06)	DV I
85	Soo Hoo, Kie	00:35:10.0	M 85	34 CC 23	180	5:40	OP ROCKWELL (23)	DV I
86	Hurst, Karl	00:35:11.0	M 86	29 BB 20	556	5:40	OP WESTINGHOUSE (14)	DV I
87	Olsen, Ken	00:35:14.0	M 87	34 CC 24	128	5:40	OP PACIFIC TELESIS (09)	DV I
88	Smallwood, Robert	00:35:16.0	M 88	24 AA 16	319	5:41	OP BANK OF AMERICA (16)	DV I
89	George, Lloyd	00:35:17.0	M 89	34 CC 25	127	5:41	OP PACIFIC TELESIS (09)	DV I
90	Bostic, Roy	00:35:18.0	M 90	39 DD 14	495	5:41	OP EXXON (17)	DV I
91	Naiera, Graciano	00:35:19.0	M 91	34 CC 26	529	5:41	OP WESTINGHOUSE (14)	DV I
92	McDowell, Jack	00:35:22.0	M 92	44 EE 12	164	5:42	OP HUGHES AIRCRAFT (05)	DV I
93	Reitz, Jim	00:35:28.0	M 93	49 FF 4	1622	5:43	OP AT & T (01)	DV I
94	Wyland, Marty	00:35:29.0	M 94	34 CC 27	1655	5:43	OP AT & T (01)	DV I
95	Maehl, Tom	00:35:30.0	M 95	24 AA 17	1663	5:43	OP GENERAL ELECTRIC (02)	DV I
96	Choquette, Mauric	00:35:30.0	M 96	49 FF 5	516	5:43	OP TEXAS INSTR (07)	DV I
97	Felker, Scott	00:35:31.0	M 97	29 BB 21	383	5:43	OP COORS (18)	DV I
98	Doyle, Tim	00:35:33.0	M 98	34 CC 28	1684	5:44	OP GENERAL ELECTRIC (02)	DV I
99	Swetz, Rich	00:35:35.0	M 99	34 CC 29	424	5:44	OP IBM (03)	DV I
100	Johns, Shawn	00:35:35.0	M 100	24 AA 18	477	5:44	OP APPLE COMPUTER (36)	DVII
101	Spinney, Chris	00:35:37.0	M 101	24 AA 19	1664	5:44	OP GENERAL ELECTRIC (02)	DV I
102	Lyon, Mark	00:35:37.0	M 102	34 CC 30	444	5:44	OP IBM (03)	DV I
103	Beattie, Jack	00:35:39.0	M 103	49 FF 6	450	5:45	OP US WEST (06)	DV I
104	Kawkis, John	00:35:42.0	M 104	39 DD 15	298	5:45	OP COORS (18)	DV I
105	Steele, Craig	00:35:43.0	M 105	44 EE 13	274	5:45	OP HEWLETT-PACKARD (08)	DV I
106	Weber, Ralph	00:35:45.0	M 106	29 BB 22	297	5:45	OP COORS (18)	DV I
107	Manzella, John	00:35:46.0	M 107	34 CC 31	299	5:46	OP COORS (18)	DV I
108	McIntyre, John	00:35:47.0	M 108	29 BB 23	316	5:46	OP BANK OF AMERICA (16)	DV I
109	Hafford, Jim	00:35:48.0	M 109	44 EE 14	87	5:46	OP AEROSPACE CORP (33)	DVII
110	Vanvakis, Spiro	00:35:49.0	M 110	44 EE 15	1703	5:46	OP GENERAL ELECTRIC (02)	DV I
111	Marshall, Michael	00:35:50.0	M 111	29 BB 24	55	5:46	OP SIGMA (13)	DV I
112	Anderson, Don	00:35:51.0	M 112	39 DD 16	249	5:46	OP LOCKHEED (22)	DV I
113	McKenney, Paul	00:35:52.0	M 113	24 AA 20	410	5:47	OP SRI (31)	DVII
114	Johnson, Steve	00:35:53.0	M 114	44 EE 16	301	5:47	OP COORS (18)	DV I
115	Haliburton, Pat	00:35:54.0	M 115	44 EE 17	518	5:47	OP TEXAS INSTR (07)	DV I
116	Denman, Charlie	00:35:55.0	M 116	44 EE 18	138	5:47	OP TENNECO (04)	DV I
117	Faherty, Dave	00:35:55.0	M 117	44 EE 19	22	5:47	OP AT & T (01)	DV I
118	Wise, Bill	00:35:58.0	M 118	49 FF 7	532	5:48	OP WESTINGHOUSE (14)	DV I
119	Dunn, James	00:35:59.0	M 119	24 AA 21	334	5:48	OP SIGMA (13)	DV I
120	Daniels, Roger	00:36:02.0	M 120	54 GG 1	17	5:48	OP AT & T (01)	DV I
121	Galuppo, Frank	00:36:05.0	M 121	44 EE 20	28	5:49	OP AT & T (01)	DV I
122	Wolf, Mike	00:36:11.0	M 122	29 BB 25	129	5:50	OP PACIFIC TELESIS (09)	DV I
123	Ferson, Will	00:36:13.0	M 123	49 FF 8	538	5:50	OP WESTINGHOUSE (14)	DV I
124	Zadeh, Parvis	00:36:14.0	M 124	34 CC 32	549	5:50	OP WESTINGHOUSE (14)	DV I
125	Casillas, Jose	00:36:16.0	M 125	34 CC 33	1690	5:50	OP GENERAL ELECTRIC (02)	DV I
126	Brown, Randy	00:36:16.0	M 126	29 BB 26	1675	5:50	OP GENERAL ELECTRIC (02)	DV I
127	Hart, Alan	00:36:17.0	M 127	34 CC 34	51	5:51	OP HEWLETT-PACKARD (08)	DV I
128	Geisendaffer, Ed	00:36:18.0	M 128	49 FF 9	543	5:51	OP WESTINGHOUSE (14)	DV I
129	Konstant, Tony	00:36:19.0	M 129	44 EE 21	554	5:51	OP WESTINGHOUSE (14)	DV I
130	Garcia, David	00:36:23.0	M 130	29 BB 27	121	5:52	OP PACIFIC TELESIS (09)	DV I
131	Diaz, Didier	00:36:23.0	M 131	24 AA 22	476	5:52	OP APPLE COMPUTER (36)	DVII
132	Martin, Anders	00:36:24.0	M 132	24 AA 23	488	5:52	OP ALZA (34)	DVII
133	Nelsen, David	00:36:25.0	M 133	29 BB 28	527	5:52	OP TEXAS INSTR (07)	DV I
134	Gibbs, Phil	00:36:26.0	M 134	49 FF 10	5	5:52	OP AT & T (01)	DV I
135	O'Brien, Jim	00:36:27.0	M 135	49 FF 11	458	5:52	OP US WEST (06)	DV I

TIME	SEX	PL	AGE	DIV	PL	RACE#	PACE	CAT	TEAM	EVENT
00:36:28.0	M	136	44	EE	22	499	5:52	OP	EIXON (17)	DV I
00:36:32.0	M	137	44	EE	23	252	5:53	OP	LOCKHEED (22)	DV I
00:36:32.0	M	138	44	EE	24	145	5:53	OP	TENNECO (04)	DV I
00:36:33.0	M	139	39	DD	17	1659	5:53	OP	AT & T (01)	DV I
00:36:34.0	M	140	44	EE	25	13	5:53	OP	AT & T (01)	DV I
00:36:34.0	M	141	34	CC	35	393	5:53	OP	DIGITAL (12)	DV I
00:36:34.0	M	142	34	CC	36	470	5:53	OP	UNUM (32)	DVII
00:36:37.0	M	143	54	GG	2	309	5:54	OP	BANK OF AMERICA (16)	DV I
00:36:38.0	M	144	29	BB	29	513	5:54	OP	TEXAS INSTR (07)	DV I
00:36:38.0	M	145	34	CC	37	566	5:54	OP	COCA COLA (11)	DV I
00:36:39.0	M	146	34	CC	38	391	5:54	OP	DIGITAL (12)	DV I
00:36:41.0	M	147	34	CC	39	539	5:55	OP	WESTINGHOUSE (14)	DV I
00:36:43.0	M	148	49	FF	12	1640	5:55	OP	AT & T (01)	DV I
00:36:47.0	M	149	34	CC	40	23	5:55	OP	AT & T (01)	DV I
00:36:49.0	M	150	39	DD	18	250	5:56	OP	LOCKHEED (22)	DV I
00:36:51.0	M	151	49	FF	13	9	5:56	OP	AT & T (01)	DV I
00:36:52.0	M	152	49	FF	14	1714	5:56	OP	GENERAL ELECTRIC (02)	DV I
00:36:52.0	M	153	49	FF	15	140	5:56	OP	TENNECO (04)	DV I
00:36:53.0	M	154	49	FF	16	246	5:56	OP	LOCKHEED (22)	DV I
00:36:54.0	M	155	39	DD	19	323	5:57	OP	BANK OF AMERICA (16)	DV I
00:36:54.0	M	156	44	EE	26	1629	5:57	OP	AT & T (01)	DV I
00:36:55.0	M	157	54	GG	3	1718	5:57	OP	GENERAL ELECTRIC (02)	DV I
00:36:56.0	M	158	24	AA	24	1669	5:57	OP	GENERAL ELECTRIC (02)	DV I
00:37:01.0	M	159	44	EE	27	80	5:58	OP	AEROSPACE CORP (33)	DVII
00:37:02.0	M	160	34	CC	41	1691	5:58	OP	GENERAL ELECTRIC (02)	DV I
00:37:04.0	M	161	24	AA	25	354	5:58	OP	CIGNA (13)	DV I
00:37:05.0	M	162	44	EE	28	288	5:58	OP	EPRI (39)	DVII
00:37:06.0	M	163	34	CC	42	484	5:59	OP	ALZA (34)	DVII
00:37:06.0	M	164	54	GG	4	428	5:59	OP	IBM (03)	DV I
00:37:07.0	M	165	29	BB	30	389	5:59	OP	DIGITAL (12)	DV I
00:37:07.0	M	166	44	EE	29	111	5:59	OP	PACIFIC TELESIS (09)	DV I
00:37:09.0	M	167	34	CC	43	412	5:59	OP	SRI (31)	DVII
00:37:10.0	M	168	54	GG	5	350	5:59	OP	CIGNA (13)	DV I
00:37:11.0	M	169	49	FF	17	233	5:59	OP	LOCKHEED (22)	DV I
00:37:14.0	M	170	39	DD	20	390	6:00	OP	DIGITAL (12)	DV I
00:37:15.0	M	171	44	EE	30	289	6:00	OP	EPRI (39)	DVII
00:37:18.0	M	172	59	HH	1	1727	6:00	OP	GENERAL ELECTRIC (02)	DV I
00:37:19.0	M	173	24	AA	26	357	6:01	OP	CIGNA (13)	DV I
00:37:19.0	M	174	59	HH	2	158	6:01	OP	HUGHES AIRCRAFT (05)	DV I
00:37:20.0	M	175	39	DD	21	171	6:01	OP	HUGHES AIRCRAFT (05)	DV I
00:37:24.0	M	176	24	AA	27	219	6:01	OP	DELTA AIRLINES (10)	DV I
00:37:28.0	M	177	34	CC	44	542	6:02	OP	WESTINGHOUSE (14)	DV I
00:37:29.0	M	178	44	EE	31	537	6:02	OP	WESTINGHOUSE (14)	DV I
00:37:30.0	M	179	34	CC	45	568	6:02	OP	COCA COLA (11)	DV I
00:37:34.0	M	180	44	EE	32	563	6:03	OP	COCA COLA (11)	DV I
00:37:36.0	M	181	49	FF	18	1614	6:03	OP	AT & T (01)	DV I
00:37:39.0	M	182	24	AA	28	182	6:04	OP	ROCKWELL (23)	DV I
00:37:46.0	M	183	34	CC	46	474	6:05	OP	APPLE COMPUTER (36)	DVII
00:37:49.0	M	184	44	EE	33	416	6:05	OP	SRI (31)	DVII
00:37:51.0	M	185	49	FF	19	457	6:06	OP	US WEST (06)	DV I
00:37:51.0	M	186	54	GG	6	1721	6:06	OP	GENERAL ELECTRIC (02)	DV I
00:37:53.0	M	187	34	CC	47	414	6:06	OP	SRI (31)	DVII
00:37:53.0	M	188	34	CC	48	311	6:06	OP	BANK OF AMERICA (16)	DV I
00:37:54.0	M	189	49	FF	20	557	6:06	OP	WESTINGHOUSE (14)	DV I
00:37:55.0	M	190	44	EE	34	467	6:06	OP	UNUM (32)	DVII
00:37:57.0	M	191	39	DD	22	395	6:07	OP	DIGITAL (12)	DV I
00:37:58.0	M	192	49	FF	21	236	6:07	OP	LOCKHEED (22)	DV I
00:38:03.0	M	193	39	DD	23	431	6:08	OP	IBM (03)	DV I
00:38:06.0	M	194	39	DD	24	567	6:08	OP	COCA COLA (11)	DV I
00:38:08.0	M	195	34	CC	49	102	6:09	OP	SYNTEX (44)	DVII
00:38:13.0	M	196	44	EE	35	257	6:09	OP	LOCKHEED (22)	DV I
00:38:15.0	M	197	49	FF	22	565	6:10	OP	COCA COLA (11)	DV I
00:38:18.0	M	198	39	DD	25	223	6:10	OP	LOCKHEED (22)	DV I
00:38:18.0	M	199	49	FF	23	1712	6:10	OP	GENERAL ELECTRIC (02)	DV I
00:38:21.0	M	200	39	DD	26	580	6:11	OP	COCA COLA (11)	DV I
00:38:21.0	M	201	34	CC	50	571	6:11	OP	COCA COLA (11)	DV I
00:38:22.0	M	202	49	FF	24	570	6:11	OP	COCA COLA (11)	DV I
00:38:22.0	M	203	39	DD	27	536	6:11	OP	WESTINGHOUSE (14)	DV I
00:38:30.0	M	204	44	EE	36	1632	6:12	OP	AT & T (01)	DV I
00:38:35.0	M	205	49	FF	25	302	6:13	OP	COORS (18)	DV I
00:38:40.0	M	206	44	EE	37	418	6:14	OP	SRI (31)	DVII
00:38:41.0	M	207	59	HH	3	1631	6:14	OP	AT & T (01)	DV I
00:38:50.0	M	208	54	GG	7	117	6:15	OP	PACIFIC TELESIS (09)	DV I
00:38:51.0	M	209	24	AA	29	591	6:15	OP	UTC-CSD (46)	DVII
00:38:56.0	M	210	24	AA	30	181	6:16	OP	ROCKWELL (23)	DV I

PL	NAME	TIME	SEX	PL	AGE	DIV	PL	RACE#	PACE	CAT	TEAM	EVENT
211	Biggs, Bill	00:38:56.0	M	211	44	EE	38	598	6:16	OP	UTC-CSD (46)	DVII
212	Fleischhacker, Ke	00:38:58.0	M	212	54	GG	8	24	6:17	OP	AT & T (01)	DV I
213	Atzert, Gregg	00:39:01.0	M	213	44	EE	39	324	6:17	OP	CIGNA (13)	DV I
214	Betts, Mikel	00:39:03.0	M	214	24	AA	31	326	6:17	OP	CIGNA (13)	DV I
215	Jordan, Larry	00:39:04.0	M	215	39	DD	28	569	6:18	OP	COCA COLA (11)	DV I
216	Presley, Don	00:39:05.0	M	216	59	HH	4	1620	6:18	OP	AT & T (01)	DV I
217	Guldean, Tom	00:39:06.0	M	217	54	GG	9	294	6:18	OP	EPRI (39)	DVII
218	Fox, John	00:39:07.0	M	218	24	AA	32	472	6:18	OP	UNUM (32)	DVII
219	Rowland, Jim	00:39:13.0	M	219	34	CC	51	315	6:19	OP	BANK OF AMERICA (16)	DV I
220	Vickery, Bryan	00:39:13.0	M	220	44	EE	40	104	6:19	OP	SYNTEX (44)	DVII
221	Ezell, Jim	00:39:14.0	M	221	34	CC	52	498	6:19	OP	EXXON (17)	DV I
222	Erwin, Dan	00:39:15.0	M	222	44	EE	41	21	6:19	OP	AT & T (01)	DV I
223	Esau, Larry	00:39:17.0	M	223	54	GG	10	427	6:20	OP	IBM (03)	DV I
224	Easley, Brian	00:39:18.0	M	224	34	CC	53	387	6:20	OP	DIGITAL (12)	DV I
225	Whiting, Bill	00:39:21.0	M	225	39	DD	29	367	6:20	OP	CIGNA (13)	DV I
226	Cowell, Mike	00:39:22.0	M	226	54	GG	11	462	6:20	OP	UNUM (32)	DVII
227	Schmidt, Bill	00:39:24.0	M	227	49	FF	26	396	6:21	OP	DIGITAL (12)	DV I
228	Wang, Miu	00:39:25.0	M	228	24	AA	33	113	6:21	OP	PACIFIC TELESIS (09)	DV I
229	Browning, Kevin	00:39:27.0	M	229	34	CC	54	230	6:21	OP	LOCKHEED (22)	DV I
230	Lundsoe, Roger	00:39:28.0	M	230	49	FF	27	1711	6:21	OP	GENERAL ELECTRIC (02)	DV I
231	Okerman, Jerry	00:39:32.0	M	231	44	EE	42	254	6:22	OP	LOCKHEED (22)	DV I
232	Hillquist, Lauren	00:39:33.0	M	232	49	FF	28	546	6:22	OP	WESTINGHOUSE (14)	DV I
233	Jenkins, Joe	00:39:33.0	M	233	49	FF	29	16	6:22	OP	AT & T (01)	DV I
234	Major, Jack	00:39:34.0	M	234	49	FF	30	112	6:22	OP	PACIFIC TELESIS (09)	DV I
235	Helwich, Gene	00:39:36.0	M	235	44	EE	43	547	6:23	OP	WESTINGHOUSE (14)	DV I
236	Bisighini, Eric	00:39:37.0	M	236	24	AA	34	328	6:23	OP	CIGNA (13)	DV I
237	McGawn, Mal	00:39:37.0	M	237	49	FF	31	540	6:23	OP	WESTINGHOUSE (14)	DV I
238	Lewis, Jerry	00:39:45.0	M	238	54	GG	12	237	6:24	OP	LOCKHEED (22)	DV I
239	Wetmiller, John	00:39:45.0	M	239	44	EE	44	399	6:24	OP	DIGITAL (12)	DV I
240	Mackay, Angus	00:39:48.0	M	240	49	FF	32	153	6:25	OP	TENNECO (04)	DV I
241	Unislawski, Jeff	00:39:48.0	M	241	34	CC	55	564	6:25	OP	COCA COLA (11)	DV I
242	Scott, Bob	00:39:48.0	M	242	59	HH	5	148	6:25	OP	TENNECO (04)	DV I
243	Ryan, Frank	00:39:49.0	M	243	44	EE	45	596	6:25	OP	UTC-CSD (46)	DVII
244	Frost, Ian	00:39:50.0	M	244	34	CC	56	103	6:25	OP	SYNTEX (44)	DVII
245	Dickerson, Larry	00:39:52.0	M	245	59	HH	6	1726	6:25	OP	GENERAL ELECTRIC (02)	DV I
246	Comstock, Carl	00:39:54.0	M	246	54	GG	13	463	6:26	OP	UNUM (32)	DVII
247	Flores, Anthony	00:39:58.0	M	247	34	CC	57	483	6:26	OP	ALZA (34)	DVII
248	Reed, Art	00:40:01.0	M	248	54	GG	14	595	6:27	OP	UTC-CSD (46)	DVII
249	Wilson, Wayne	00:40:01.0	M	249	44	EE	46	544	6:27	OP	WESTINGHOUSE (14)	DV I
250	Dirago, George	00:40:02.0	M	250	54	GG	15	18	6:27	OP	AT & T (01)	DV I
251	Simpson, Doug	00:40:03.0	M	251	49	FF	33	1715	6:27	OP	GENERAL ELECTRIC (02)	DV I
252	Burian, Wayne	00:40:08.0	M	252	54	GG	16	1717	6:28	OP	GENERAL ELECTRIC (02)	DV I
253	Daily, Bill	00:40:09.0	M	253	49	FF	34	245	6:28	OP	LOCKHEED (22)	DV I
254	Romesburg, Eph	00:40:11.0	M	254	59	HH	7	1728	6:28	OP	GENERAL ELECTRIC (02)	DV I
255	Sinclair, Michael	00:40:12.0	M	255	24	AA	35	318	6:29	OP	BANK OF AMERICA (16)	DV I
256	Almon, Bill	00:40:18.0	M	256	59	HH	8	425	6:30	OP	IBM (03)	DV I
257	Hayes, Scott	00:40:20.0	M	257	24	AA	36	339	6:30	OP	CIGNA (13)	DV I
258	Leslie, Dick	00:40:23.0	M	258	54	GG	17	82	6:30	OP	AEROSPACE CORP (33)	DVII
259	Olsson, Don	00:40:24.0	M	259	54	GG	18	1719	6:30	OP	GENERAL ELECTRIC (02)	DV I
260	Gaertner, John	00:40:33.0	M	260	44	EE	47	290	6:32	OP	EPRI (39)	DVII
261	Stel, John	00:40:46.0	M	261	59	HH	9	363	6:34	OP	CIGNA (13)	DV I
262	Walker, Warren	00:40:51.0	M	262	39	DD	30	366	6:35	OP	CIGNA (13)	DV I
263	Thomas, Tom	00:40:51.0	M	263	59	HH	10	525	6:35	OP	TEXAS INSTR (07)	DV I
264	Emerson, Greg	00:40:52.0	M	264	44	EE	48	588	6:35	OP	COCA COLA (11)	DV I
265	Lowe, Bill	00:40:53.0	M	265	24	AA	37	106	6:35	OP	SYNTEX (44)	DVII
266	Jemison, Tom	00:40:53.0	M	266	44	EE	49	259	6:35	OP	LOCKHEED (22)	DV I
267	Lamb, Roy	00:41:05.0	M	267	54	GG	19	196	6:37	OP	DELTA AIRLINES (10)	DV I
268	Peterson, Ken	00:41:05.0	M	268	59	HH	11	1619	6:37	OP	AT & T (01)	DV I
269	Montgomery, Lowell	00:41:09.0	M	269	54	GG	20	1723	6:38	OP	GENERAL ELECTRIC (02)	DV I
270	Fredenberg, Ed	00:41:16.0	M	270	44	EE	50	291	6:39	OP	EPRI (39)	DVII
271	Kenny, Bill	00:41:19.0	M	271	59	HH	12	533	6:39	OP	WESTINGHOUSE (14)	DV I
272	Taub, Jerry	00:41:22.0	M	272	54	GG	21	426	6:40	OP	IBM (03)	DV I
273	Feyk, John	00:41:22.0	M	273	54	GG	22	81	6:40	OP	AEROSPACE CORP (33)	DVII
274	Coe, Gordon	00:41:32.0	M	274	59	HH	13	1725	6:41	OP	GENERAL ELECTRIC (02)	DV I
275	Fitch, Peter	00:41:33.0	M	275	34	CC	58	189	6:42	OP	AMDAHL (35)	DVII
276	Levine, Mark	00:41:46.0	M	276	54	GG	23	63	6:44	OP	TRW (15)	DV I
277	Davis, Dennis	00:41:48.0	M	277	39	DD	31	156	6:44	OP	HUGHES AIRCRAFT (05)	DV I
278	Kraus, Ken	00:41:49.0	M	278	44	EE	51	60	6:44	OP	TRW (15)	DV I
279	Brink, Len	00:41:50.0	M	279	49	FF	35	212	6:44	OP	DELTA AIRLINES (10)	DV I
280	Sumner, John	00:41:56.0	M	280	44	EE	52	508	6:45	OP	EXXON (17)	DV I
281	Bayless, Ron	00:42:00.0	M	281	39	DD	32	312	6:46	OP	BANK OF AMERICA (16)	DV I
282	Armor, Tony	00:42:00.0	M	282	44	EE	53	293	6:46	OP	EPRI (39)	DVII
283	Taylor, Waights	00:42:01.0	M	283	54	GG	24	420	6:46	OP	SRI (31)	DVII
284	Erickson, Mark	00:42:02.0	M	284	24	AA	38	261	6:46	OP	APPLE COMPUTER (36)	DVII
285	Rooks, Steve	00:42:03.0	M	285	44	EE	54	417	6:46	OP	SRI (31)	DVII

PL	NAME	TIME	SEX / PL	AGE	DIV / PL	RACE#	PACE	CAT	TEAM	EVENT
286	Conley, Rich	00:42:10.0	M 286	54	66	25	421	6:48	OP SRI (31)	DVII
287	Dowdy, John	00:42:15.0	M 287	24	AA	39	442	6:48	OP IBM (03)	DV I
288	Curiel, Ray	00:42:19.0	M 288	24	AA	40	409	6:49	OP SRI (31)	DVII
289	Saffel, Bob	00:42:20.0	M 289	59	HH	14	147	6:49	OP TENNECO (04)	DV I
290	Fukui, Marty	00:42:21.0	M 290	34	CC	59	96	6:49	OP AMDAHL (35)	DVII
291	Roodie, Bill	00:42:28.0	M 291	44	EE	55	1704	6:50	OP GENERAL ELECTRIC (02)	DV I
292	O'Brien, Bill	00:42:32.0	M 292	54	66	26	123	6:51	OP PACIFIC TELESIS (09)	DV I
293	Nolan, Larry	00:42:34.0	M 293	59	HH	15	1616	6:51	OP AT & T (01)	DV I
294	Cunkelman, Willis	00:42:38.0	M 294	59	HH	16	545	6:52	OP WESTINGHOUSE (14)	DV I
295	Burrone, Jim	00:42:41.0	M 295	59	HH	17	305	6:53	OP BANK OF AMERICA (16)	DV I
296	Corl, Don	00:42:41.0	M 296	54	GG	27	501	6:53	OP EXXON (17)	DV I
297	Yam, Mike	00:42:43.0	M 297	34	CC	60	480	6:53	OP APPLE COMPUTER (36)	DVII
298	Pinto, David	00:42:46.0	M 298	24	AA	41	356	6:53	OP CIGNA (13)	DV I
299	Walsh, Tom	00:42:50.0	M 299	59	HH	18	114	6:54	OP PACIFIC TELESIS (09)	DV I
300	Puckett, Mike	00:42:52.0	M 300	24	AA	42	482	6:54	OP APPLE COMPUTER (36)	DVII
301	Bonzales, Nick	00:43:02.0	M 301	44	EE	56	597	6:56	OP UTC-CSD (46)	DVII
302	La Mack, Curt	00:43:05.0	M 302	24	AA	43	84	6:56	OP AEROSPACE CORP (33)	DVII
303	White, Robert	00:43:06.0	M 303	59	HH	19	152	6:57	OP TENNECO (04)	DV I
304	Sather, Mike	00:43:09.0	M 304	59	HH	20	168	6:57	OP HUGHES AIRCRAFT (05)	DV I
305	Inglad, David	00:43:11.0	M 305	59	HH	21	14	6:57	OP AT & T (01)	DV I
306	Peplinski, Dan	00:43:14.0	M 306	34	CC	61	89	6:58	OP AEROSPACE CORP (33)	DVII
307	Crawford, Jeff	00:43:15.0	M 307	24	AA	44	475	6:58	OP APPLE COMPUTER (36)	DVII
308	Coe, Lee	00:43:17.0	M 308	59	HH	22	452	6:58	OP US WEST (06)	DV I
309	Martin, Fred	00:43:19.0	M 309	59	HH	23	308	6:59	OP BANK OF AMERICA (16)	DV I
310	Switchenko, Art	00:43:20.0	M 310	24	AA	45	101	6:59	OP SYNTEX (44)	DVII
311	Marsman, Mike	00:43:24.0	M 311	34	CC	62	105	7:00	OP SYNTEX (44)	DVII
312	Dalton, Dan	00:43:33.0	M 312	59	HH	24	120	7:01	OP PACIFIC TELESIS (09)	DV I
313	Flinn, Don	00:43:38.0	M 313	34	CC	63	578	7:02	OP CDCA COLA (11)	DV I
314	Whelan, Bill	00:43:44.0	M 314	44	EE	57	466	7:03	OP UNUM (32)	DVII
315	Gehman, Larry	00:43:45.0	M 315	44	EE	58	200	7:03	OP DELTA AIRLINES (10)	DV I
316	Sawyer, Steve	00:44:00.0	M 316	49	FF	36	188	7:05	OP TENNECO (04)	DV I
317	Colby, Don	00:44:01.0	M 317	59	HH	25	205	7:05	OP DELTA AIRLINES (10)	DV I
318	Pillow, Jon	00:44:05.0	M 318	44	EE	59	207	7:06	OP DELTA AIRLINES (10)	DV I
319	Tiesmann, Jerry	00:44:10.0	M 319	59	HH	26	1729	7:07	OP GENERAL ELECTRIC (02)	DV I
320	Hart, Dick	00:44:28.0	M 320	59	HH	27	541	7:10	OP WESTINGHOUSE (14)	DV I
321	Ahmad, Yasin	00:44:31.0	M 321	34	CC	64	465	7:10	OP UNUM (32)	DVII
322	Angello, Len	00:44:32.0	M 322	34	CC	65	287	7:10	OP EPRI (39)	DVII
323	Gries, Leo	00:44:35.0	M 323	59	HH	28	213	7:11	OP DELTA AIRLINES (10)	DV I
324	Lorry, Dick	00:44:38.0	M 324	44	EE	60	469	7:11	OP UNUM (32)	DVII
325	Baransy, Terry	00:44:42.0	M 325	49	FF	37	438	7:12	OP IBM (03)	DV I
326	Leung, Hon-Wing	00:44:45.0	M 326	24	AA	46	107	7:13	OP SYNTEX (44)	DVII
327	Bernacki, Ed	00:44:53.0	M 327	49	FF	38	133	7:14	OP TENNECO (04)	DV I
328	Richichi, Mark	00:45:03.0	M 328	34	CC	66	65	7:15	OP TRW (15)	DV I
329	Engrouser, Dick	00:45:10.0	M 329	49	FF	39	1636	7:17	OP AT & T (01)	DV I
330	Rootsaert, Bob	00:45:14.0	M 330	49	FF	40	440	7:17	OP IBM (03)	DV I
331	Reynolds, Tom	00:45:15.0	M 331	59	HH	29	242	7:17	OP LOCKHEED (22)	DV I
332	Dong, Low	00:45:22.0	M 332	49	FF	41	173	7:19	OP HUGHES AIRCRAFT (05)	DV I
333	Piepaier, Ed	00:45:23.0	M 333	44	EE	61	108	7:19	OP SYNTEX (44)	DVII
334	Toups, Harry	00:45:31.0	M 334	44	EE	62	500	7:20	OP EXXON (17)	DV I
335	Nonnemacher, Jim	00:45:33.0	M 335	34	CC	67	443	7:20	OP IBM (03)	DV I
336	Hamilton, Ed	00:45:36.0	M 336	59	HH	30	10	7:21	OP AT & T (01)	DV I
337	Laux, Bob	00:45:51.0	M 337	34	CC	68	471	7:23	OP UNUM (32)	DVII
338	Folsom, Ken	00:46:12.0	M 338	59	HH	31	26	7:27	OP AT & T (01)	DV I
339	Mager, Steve	00:46:26.0	M 339	54	66	28	88	7:29	OP AEROSPACE CORP (33)	DVII
340	Nelson, Larry	00:46:38.0	M 340	44	EE	63	292	7:31	OP EPRI (39)	DVII
341	Vitale, Bob	00:46:42.0	M 341	54	66	29	61	7:31	OP TRW (15)	DV I
342	Walker, Al	00:46:53.0	M 342	29	BB	31	398	7:33	OP DIGITAL (12)	DV I
343	Brim, Don	00:47:09.0	M 343	49	FF	42	210	7:36	OP DELTA AIRLINES (10)	DV I
344	Abbott, David	00:47:09.0	M 344	49	FF	43	199	7:36	OP DELTA AIRLINES (10)	DV I
345	Quellette, Rolan	00:47:13.0	M 345	24	AA	47	392	7:36	OP DIGITAL (12)	DV I
346	Kovalaski, Richar	00:47:33.0	M 346	44	EE	64	201	7:40	OP DELTA AIRLINES (10)	DV I
347	Ysbaert, Emiel	00:47:45.0	M 347	59	HH	32	1635	7:42	OP AT & T (01)	DV I
348	Baxter, Ned	00:47:46.0	M 348	59	HH	33	240	7:42	OP LOCKHEED (22)	DV I
349	Carew, Jack	00:48:21.0	M 349	59	HH	34	573	7:47	OP CDCA COLA (11)	DV I
350	Tedford, Bob	00:48:23.0	M 350	59	HH	35	397	7:48	OP DIGITAL (12)	DV I
351	Glick, Vern	00:48:27.0	M 351	49	FF	44	244	7:48	OP LOCKHEED (22)	DV I
352	Kirkpatrick, Melv	00:48:36.0	M 352	44	EE	65	94	7:50	OP AMDAHL (35)	DVII
353	Ramirez, Lou	00:48:46.0	M 353	44	EE	66	20	7:51	OP AT & T (01)	DV I
354	Mahler, Ed	00:48:50.0	M 354	49	FF	45	2	7:52	OP AT & T (01)	DV I
355	Riley, Don	00:49:10.0	M 355	54	66	30	295	7:55	OP EPRI (39)	DVII
356	Pulley, John	00:49:47.0	M 356	44	EE	67	178	8:01	OP ROCKWELL (23)	DV I
357	Jahn, Dennis	00:49:54.0	M 357	44	EE	68	126	8:02	OP PACIFIC TELESIS (09)	DV I
358	Morrison, Bob	00:50:08.0	M 358	34	CC	69	90	8:05	OP AEROSPACE CORP (33)	DVII
359	Sprague, Art	00:50:11.0	M 359	54	66	31	170	8:05	OP HUGHES AIRCRAFT (05)	DV I
360	McPhail, Dick	00:51:00.0	M 360	44	EE	69	464	8:13	OP UNUM (32)	DVII

PL	NAME	TIME	SEX / PL	AGE DIV / PL	RACE#	PACE	CAT	TEAM	EVENT
361	Howes. Bill	00:51:31.0	M 361	59 HH 36	341	8:18	OP	CIGNA (13)	DV I
362	Wirth. Tom	00:51:37.0	M 362	24 AA 48	286	8:19	OP	EPRI (39)	DVII
363	Stone. Bill	00:52:54.0	M 363	44 EE 70	506	8:31	OP	EXXON (17)	DV I
364	Bergson. Bryan	00:55:25.0	M 364	54 GG 32	593	8:56	OP	UTC-CSD (46)	DVII
365	Gill. Russ	00:56:13.0	M 365	44 EE 71	388	9:04	OP	DIGITAL (12)	DV I

Division I
WOMEN'S 10K ROAD RACE

PL	Name	Time	Sex / PL	Div / PL	Race#	Pace
* 1	Hochella.Lor*Ten	0:35:32	F 1	K 1	905	5:44
* 2	Stegmiller.H*GE	0:36:59	F 2	K 2	738	5:58
* 3	Hlavka. Cory*Ten	0:37:32	F 3	L 1	904	6:03
* 4	Gaydos. Laur*GE	0:37:43	F 4	J 1	740	6:05
* 5	Caballero. R*Ten	0:38:13	F 5	J 2	900	6:10
* 6	John. Stepha*IBM	0:38:16	F 6	M 1	949	6:10
* 7	Stevens. Kat*GE	0:38:20	F 7	L 2	745	6:11
* 8	Bacon. Betsy*DEC	0:38:29	F 8	K 3	932	6:12
9	Dursthoff. K*ATT	0:38:52	F 9	K 4	694	6:16
10	Ludwig. Melo*USW	0:38:53	F 10	K 5	956	6:16
11	Paul. Dede *ATT	0:39:00	F 11	K 6	710	6:17
* 12	Mantanyen. L*Del	0:39:02	F 12	N 1	652	6:18
* 13	Martinez. Ka*Loc	0:39:02	F 13	J 3	783	6:18
14	Cameron. Lau*Wst	0:39:08	F 14	K 7	825	6:19
15	Siek. Julie *Hug	0:39:10	F 15	K 8	876	6:19
16	Haynes. Juli*CIG	0:39:10	F 16	J 4	859	6:19
17	Atkins. Kath*Loc	0:39:11	F 17	K 9	767	6:19
* 18	Madson. Laur*ATT	0:39:14	F 18	L 3	705	6:20
* 19	Spach. Susan*HP	0:39:17	F 19	M 2	678	6:20
20	MacCarroll.S*IBM	0:39:19	F 20	K 10	946	6:20
21	Juri. Terry *Loc	0:39:23	F 21	J 5	782	6:21
22	Libera. Mary*TI	0:39:28	F 22	J 6	813	6:22
23	Cason. Trish*TI	0:39:31	F 23	J 7	817	6:22
* 24	Arnold. Jane*CIG	0:40:09	F 24	N 2	638	6:29
25	Nelson. Kim *Del	0:40:13	F 25	L 4	651	6:29
26	Kraft. Laure*TI	0:40:16	F 26	K 11	814	6:30
27	McKee. PJ *ATT	0:40:39	F 27	L 5	707	6:33
* 28	Tabler. Kerr*Pac	0:40:46	F 28	M 3	889	6:35
29	Luca. Mauree*BoA	0:40:54	F 29	M 4	845	6:36
30	Hunter. Beck*ATT	0:41:03	F 30	L 6	702	6:37
31	Zimmer. Barb*HP	0:41:08	F 31	M 5	668	6:38
32	Hiebert-Dodd*ATT	0:41:23	F 32	M 6	700	6:40
33	Sprenger.Hea*Loc	0:41:41	F 33	M 7	775	6:43
34	Sullivan. Pa*DEC	0:41:42	F 34	L 7	934	6:44
35	Searle. Susa*ATT	0:41:46	F 35	J 8	717	6:44
36	Paine. Robin*Pac	0:41:47	F 36	M 8	884	6:44
37	Peterson. Ca*ATT	0:41:47	F 37	M 9	711	6:44
38	Braithwaite.*USW	0:41:48	F 38	L 8	952	6:45
39	Lee. Jane *HP	0:41:48	F 39	J 9	726	6:45
40	D'Antonio. L*GE	0:41:48	F 40	J 10	732	6:45
* 41	Alkana. Jayn*USW	0:41:57	F 41	N 3	959	6:46
42	Hansen. Caro*GE	0:42:09	F 42	L 9	752	6:48
43	Schmitt. Eil*Loc	0:42:15	F 43	K 12	779	6:49
44	Miller. Judy*HP	0:42:24	F 44	J 11	676	6:50
45	Batty. Kathl*Pac	0:42:27	F 45	L 10	885	6:51
46	Lance. Maure*Pac	0:42:28	F 46	M 10	887	6:51
47	Zuker. Gail *Pac	0:42:31	F 47	J 12	899	6:51

* 48	Hayden. Caro*ATT	0:42:38	F	48	O	1	699	6:53
49	Thompson. Gis*ATT	0:42:42	F	49	L	11	725	6:53
50	Netland. Gra*Del	0:42:45	F	50	J	13	653	6:54
* 51	Marchetti. J*CI6	0:42:54	F	51	O	2	857	6:55
52	Weissman. Ka*GE	0:43:05	F	52	L	12	747	6:57
53	Hayes. Sue *USW	0:43:13	F	53	K	13	955	6:58
54	Raygoza. Deb*Pac	0:43:17	F	54	J	14	895	6:59
* 55	Vassigh. Mad*GE	0:43:22	F	55	O	3	756	7:00
* 56	Rome. Grace *IBM	0:43:25	F	56	P	1	950	7:00
57	Rusnock. Cin*Wst	0:43:28	F	57	K	14	829	7:01
58	Dixon. Jeann*ATT	0:43:30	F	58	M	11	693	7:01
59	Weil. Toni *GE	0:43:39	F	59	K	15	742	7:02
60	Stickle. Edd*Pac	0:43:44	F	60	O	4	894	7:03
61	Lemaire. Lou*DEC	0:43:44	F	61	L	13	937	7:03
62	Ingle. Kay *GE	0:43:48	F	62	J	15	734	7:04
63	Baecker. Deb*GE	0:43:52	F	63	L	14	751	7:05
64	Hunter. Sue *Pac	0:44:04	F	64	K	16	898	7:06
65	Williams. Al*Cok	0:44:08	F	65	L	15	807	7:07
66	Kinder. Elis*Pac	0:44:11	F	66	M	12	892	7:08
67	Durant. Mere*HP	0:44:14	F	67	J	16	646	7:08
68	Emery. Elain*ATT	0:44:21	F	68	K	17	695	7:09
69	Stapinski. A*Cok	0:44:29	F	69	K	18	808	7:10
70	Ling. Sue *GE	0:44:30	F	70	K	19	744	7:11
71	Rambin. Chri*TI	0:44:31	F	71	J	17	812	7:11
72	Gracyzk. Kim*Hug	0:44:33	F	72	K	20	872	7:11
73	Zeller. Debr*Crs	0:44:34	F	73	J	18	679	7:11
74	Wesley. Lind*Crs	0:44:42	F	74	K	21	682	7:13
75	Ferguson. Li*Cok	0:44:42	F	75	K	22	798	7:13
76	Gerber. Kath*IBM	0:44:43	F	76	N	4	945	7:13
77	Campion. Gwe*GE	0:44:46	F	77	J	19	736	7:13
78	Williams. Li*GE	0:44:46	F	78	N	5	755	7:13
79	Schroeder. Ja*USW	0:44:47	F	79	N	6	954	7:13
80	Kadnuck. Sue*Crs	0:44:49	F	80	L	16	681	7:14
81	Ruiz. Cindy *BoA	0:44:59	F	81	L	17	839	7:15
82	Kristie. Bar*CI6	0:45:04	F	82	M	13	858	7:16
83	Monsen. Kare*DEC	0:45:11	F	83	O	5	936	7:17
84	Bullard. Jud*ATT	0:45:16	F	84	N	7	689	7:18
85	King. Janet *HP	0:45:17	F	85	M	14	644	7:18
86	Commisso. Rob*ATT	0:45:20	F	86	N	8	692	7:19
87	Atchison. Sa*Exx	0:45:31	F	87	K	23	784	7:20
88	Smasal. Lori*ATT	0:45:35	F	88	K	24	721	7:21
89	Condon. Susa*Pac	0:45:41	F	89	O	6	882	7:22
90	Nichols. Kel*HP	0:45:45	F	90	J	20	670	7:23
91	Schalke. Rin*DEC	0:45:56	F	91	N	9	935	7:25
92	Kennard. Mar*TI	0:46:11	F	92	O	7	815	7:27
93	Conrath. Nob*Del	0:46:21	F	93	M	15	649	7:29
94	Luna. Bea *Pac	0:46:29	F	94	K	25	896	7:30
95	Cramer. Marg*USW	0:46:37	F	95	O	8	958	7:31
96	Morris. Donn*CI6	0:46:38	F	96	J	21	856	7:31
97	Gallagher. P*Exx	0:47:14	F	97	L	18	794	7:37
98	Ruf. Amy *Exx	0:47:15	F	98	K	26	789	7:37
99	Murray. Doer*Pac	0:47:17	F	99	O	9	883	7:38
100	Skudlark. An*ATT	0:47:21	F	100	L	19	720	7:38

101	Jones. Mary *Crs	0:47:28	F	101	L	20	680	7:39
* 102	Richardson.J*ATT	0:47:29	F	102	P	2	714	7:40
103	Sherwood. Gw*ATT	0:47:37	F	103	N	10	719	7:41
104	Bacon. Linda*Exx	0:47:39	F	104	K	27	785	7:41
105	Olivera. Mim*Del	0:47:41	F	105	O	10	660	7:41
106	Salazar. Jul*ATT	0:47:44	F	106	M	16	739	7:42
107	Tenant. Will*Pac	0:47:45	F	107	N	11	888	7:42
108	Owen. Kathie*TRW	0:47:45	F	108	O	11	910	7:42
109	Barry. Gerry*GE	0:47:58	F	109	O	12	758	7:44
110	Skelly. Eile*GE	0:48:00	F	110	M	17	753	7:45
111	Filippone. L*DEC	0:48:13	F	111	J	22	939	7:47
112	Smith. Jan *BoA	0:48:17	F	112	N	12	843	7:47
113	Whittier. Di*Wst	0:48:35	F	113	O	13	828	7:50
114	Stohl. Franc*ATT	0:48:43	F	114	N	13	722	7:51
115	Uresti. Yola*Ten	0:48:45	F	115	N	14	906	7:52
* 116	Garcia. Neom*Ten	0:48:53	F	116	P	3	901	7:53
117	Adams. Pat *Wst	0:48:59	F	117	L	21	821	7:54
118	Olivarez. Su*ATT	0:49:16	F	118	N	15	709	7:57
119	Boswell. Lee*HP	0:49:33	F	119	K	28	750	8:00
120	Bernstein. L*Hug	0:49:56	F	120	L	22	867	8:03
121	Cowley. Ann *Pac	0:50:13	F	121	K	29	890	8:06
122	Arnold. Caro*CIG	0:50:15	F	122	N	16	866	8:06
123	Stubblefield*ATT	0:50:18	F	123	N	17	723	8:07
124	Miller. Sand*ATT	0:50:24	F	124	N	18	708	8:08
125	Tower. Franc*ATT	0:50:31	F	125	O	14	727	8:09
126	Mahle. Rose *GE	0:50:35	F	126	O	15	757	8:10
127	Daigel. Judy*TRW	0:50:49	F	127	O	16	907	8:12
128	Mason. Edie *GE	0:50:54	F	128	P	4	759	8:13
129	Madonia. Ter*ATT	0:50:55	F	129	L	23	666	8:13
130	Grissom. Sus*Del	0:51:09	F	130	N	19	659	8:15
131	Osei. Avry *Wst	0:51:18	F	131	N	20	827	8:16
132	Oliver. Debb*GE	0:51:48	F	132	K	30	737	8:21
133	Hankin. Debb*GE	0:51:49	F	133	M	18	648	8:21
134	Coleburn. Ca*ATT	0:51:59	F	134	J	23	691	8:23
135	Carmona. Ave*BoA	0:52:01	F	135	O	17	850	8:23
136	Jackson. Lin*Cok	0:52:02	F	136	K	31	806	8:24
137	Boger. Joan *ATT	0:52:14	F	137	N	21	688	8:25
138	Philip. Ving*Cok	0:52:53	F	138	O	18	810	8:32
* 139	Taylor. Shir*GE	0:54:20	F	139	Q	1	762	8:46
140	Erzen. Helen*USW	0:54:24	F	140	P	5	957	8:46
141	Swinerton. *USW	0:54:24	F	141	L	24	953	8:46
142	Moon. Tracy *TRW	0:54:33	F	142	J	24	908	8:48
143	Andrews. Pam*ATT	0:54:50	F	143	O	19	686	8:51
144	Milke. Karen*TRW	0:54:59	F	144	P	6	911	8:52
145	Herndon. Fra*Ten	0:55:25	F	145	P	7	903	8:56
* 146	Totton. Anne*Loc	0:56:52	F	146	Q	2	769	9:10
147	Sylvester.Ei*CIG	0:57:18	F	147	J	25	852	9:15
148	King. Rosema*BoA	0:57:28	F	148	N	22	847	9:16
* 149	Farley. Dot *ATT	0:57:39	F	149	Q	3	696	9:18
150	Martin. Ann *Hug	0:58:22	F	150	P	8	875	9:25
151	Soqui. Emili*IBM	0:59:26	F	151	P	9	947	9:35
152	Driscoll. Ka*Cok	0:59:57	F	152	N	23	804	9:40
153	Ewing. Diane*Cok	1:00:01	F	153	O	20	805	9:41
154	Taub. Judy *IBM	1:01:28	F	154	O	21	942	9:55
155	Vaurs. Sandy*Loc	1:02:21	F	155	O	22	771	10:03
156	Geyer. Bette*Ten	1:14:03	F	156	Q	4	902	11:57
157	Milborn. Rut*Exx	1:34:05	F	157	P	10	792	15:10

Dear USCAA members:

Dec 19 1988

While going through the USCAA National Finals results I came across a discrepancy. The team CIGNA was scored 400 points more than they should have earned in the TEAM JUMP event. The error must have occurred during data entry and was not caught. CIGNA was given points for FIFTH place when they actually finished FIFTEENTH in that event.

This affects the total points and final place of CIGNA and three other teams. CIGNA and Bank Of America would swap places so that CIGNA finished 16th with 401 points and B of A finished 15th with 410 points. Hewlett-Packard would swap places with Hughes with H-P in 8th place with 605 points and Hughes in 7th with 609 points.

All of the other team places remain unchanged. As the official scorer I apologize for the foul up. However - since there were no team protests at the time and there still have been none submitted to myself or to BACAA I feel that enough time has elapsed that the results should stand as published. If the USCAA feels that the changes should be reflected in the final standings - you may adjust the results as you deem appropriate.

Sincerely

A handwritten signature in cursive script that reads "Hank Lawson". The signature is written in dark ink and is positioned above the typed name.

Hank Lawson

RADAR Timing Service

Check in 30 minutes prior to race
Voltage Draw?

4/19/88

1988 National Corporate Track and Field Championships

SCHEDULE OF EVENTS*

Saturday, August 6

Time	Event	Division	Heat†
Road Races (all Finals)			
7:15 am	1. Men's 5K Team Road Race	I	Final
8:00	2. Women's 5K Team Road Race	I and II	Final
Field Events (all Finals)			
10:00 am	3. Team Jump-High Jump	I	Section 1
11:30	Team Jump-High Jump	I	Section 2
1:30 pm	Team Jump-High Jump	I	Section 3
Track Events (All Trials)			
9:00 am	4. Sub-Masters Distance Relay	I	Heat 1
9:17	Sub-Masters Distance Relay	I	Heat 2 (14)
9:37	5. Women's 800-Meter Team Race	I	Heat 1
9:42	Women's 800-Meter Team Race	I	Heat 2
9:47	Women's 800-Meter Team Race	I	Heat 3
9:52	Women's 800-Meter Team Race	I	Heat 4 (21)
10:00	6. 3-Lap Sprint	II	Heat 1
10:05	3-Lap Sprint	II	Heat 2 (7)
10:10	7. 3-Lap Sprint	I	Heat 1
10:15	3-Lap Sprint	I	Heat 2
10:20	3-Lap Sprint	I	Heat 3
10:25	3-Lap Sprint	I	Heat 4 (21)
10:33	8. Executive Relay	I	Heat 1
10:58	Executive Relay	I	Heat 2 (14)
11:26	9. Men's Mile Team Race	II	Heat 1
11:34	Men's Mile Team Race	II	Heat 2 (8)
11:42	10. Men's Mile Team Race	I	Heat 1
11:50	Men's Mile Team Race	I	Heat 2
11:58	Men's Mile Team Race	I	Heat 3 (16)
12:09 pm	11. Seniors Relay	I	Heat 1
12:15	Seniors Relay	I	Heat 2 (14)
<i>Lunch Break</i>			
12:45	12. Women's Relay	I	Heat 1
12:53	Women's Relay	I	Heat 2 (14)

* Times are approximate and subject to change.

† Trial heat will be necessary only if the number of pre-registered teams is greater than the number shown in parentheses.

Time	Event	Division	Heat†
1:04 pm	13. Sub-Masters Sprint Relay	I	Heat 1
1:11	Sub-Masters Sprint Relay	I	Heat 2
1:18	Sub-Masters Sprint Relay	I	Heat 3
1:25	Sub-Masters Sprint Relay	I	Heat 4 (21)
1:35	14. President's Relay	I	Heat 1
1:48	President's Relay	I	Heat 2 (14)
2:04	15. Pyramid Relay	I	Heat 1
2:17	Pyramid Relay	I	Heat 2 (14)
2:33	16. Masters Plus Relay	I	Heat 1
2:43	Masters Plus Relay	I	Heat 2 (14)
2:56	17. Distance Medley Relay	I	Heat 1
3:34	Distance Medley Relay	I	Heat 2 (16)
4:12	<i>Awards Ceremony – Events 1 and 2</i>		
4:24	18. Sprint Relay	II	Heat 1
4:30	Sprint Relay	II	Heat 2 (7)
4:36	19. Sprint Relay	I	Heat 1
4:42	Sprint Relay	I	Heat 2
4:48	Sprint Relay	I	Heat 3
4:54	Sprint Relay	I	Heat 4 (21)

Sunday, August 7

Time	Event	Division	Section
Road Races (all Finals)			
7:15 am	20. Men's 10K Team Road Race	I and II	
8:25	21. Women's 10K Team Road Race	I	
10:00	<i>Opening Ceremonies</i>		
Field Events (all Finals)			
11:30 am	22. Team Jump–Long Jump	I	Section 1
1:30 pm	Team Jump–Long Jump	I	Section 2
3:00	Team Jump–Long Jump	I	Section 3
11:30 am	23. Team Shot Put	I	Section 1
1:30 pm	Team Shot Put	I	Section 2
3:00	Team Shot Put	I	Section 3
Track Events (all Finals)			
10:45 am	24. Sub-Masters Distance Relay	II	
11:02	25. Sub-Masters Distance Relay	I	

Time	Event	Division	Section§
11:22 am	26. Women's 800-Meter Team Race	I	Section 1
11:27	Women's 800-Meter Team Race	I	Section 2
11:35	27. 3-Lap Sprint	II	Section 1 (7)
11:40	3-Lap Sprint	II	Section 2 (7)
11:45	28. 3-Lap Sprint	I	Section 1
11:50	3-Lap Sprint	I	Section 2
11:58	29. Executive Relay	I	
12:26 pm	30. Men's Mile Team Race	II	Section 1 (8)
12:34	Men's Mile Team Race	II	Section 2 (8)
12:42	31. Men's Mile Team Race	I	Section 1
12:50	Men's Mile Team Race	I	Section 2
12:58	<i>Awards Ceremony – Events 24 thru 29. Lunch Break</i>		
1:28	32. Seniors Relay	II	
1:34	33. Seniors Relay	I	
1:43	34. Women's Relay	II	
1:51	35. Women's Relay	I	
2:02	36. Sub-Masters Sprint Relay	I	Section 1
2:09	Sub-Masters Sprint Relay	I	Section 2
2:16	<i>Awards Ceremony – Events 30 thru 35</i>		
2:40	37. President's Relay	II	
2:53	38. President's Relay	I	
3:09	39. Pyramid Relay	II	
3:22	40. Pyramid Relay	I	
3:35	<i>Awards Ceremony – Events 20, 21 and 36 thru 38</i>		
3:55	41. Masters Relay	II	
4:04	42. Masters Plus Relay	I	
4:17	43. Distance Medley Relay	I	
4:55	<i>Awards Ceremony – Events 39 thru 43</i>		
5:15	44. Sprint Relay	II	Section 1 (7)
5:21	Sprint Relay	II	Section 2 (7)
5:27	45. Sprint Relay	I	Section 1
5:33	Sprint Relay	I	Section 2
5:39	<i>Awards Ceremony – Events 22, 23, 44, 45 and team championships</i>		
6:15	<i>The End.</i>		

§ Section 2 of the final will be necessary only if the number of pre-registered teams is greater than the number shown in parentheses. Finals for events 27 and 30 will be run on Saturday if only one section is necessary.

LIST OF TEAMS

Division I

AT&T
Bank of America
Chevron
CIGNA Corporation
Coca Cola
Coors
Delta Airlines
Digital Equipment Corporation
Exxon
General Electric
Hewlett-Packard
Honeywell
Hughes Aircraft
IBM
Kirtland AFB
Lockheed
Pacific Telesis Group
Rockwell International
Tenneco
Texas Instruments
TRW
U.S. West
Westinghouse

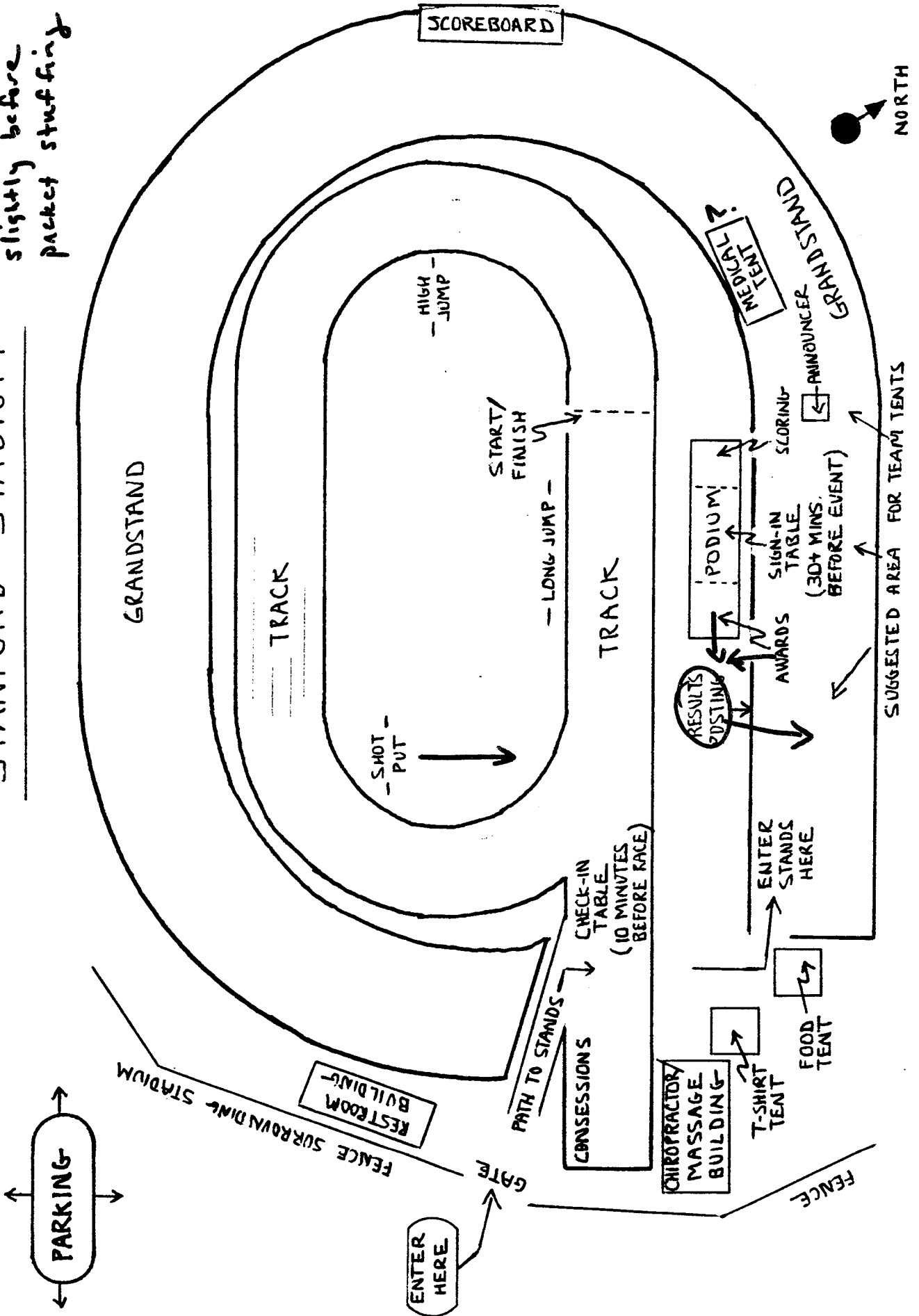
Division II

Advanced Cardiovascular Systems
The Aerospace Corporation
Alza
Amdahl
Apple Computer
Boeing East
EPRI
General Atomics
Pacific Enterprises
Radar TS & Fitness Systems
SRI International
Syntex
Ujena
UNUM Life Insurance
UTC-CSD

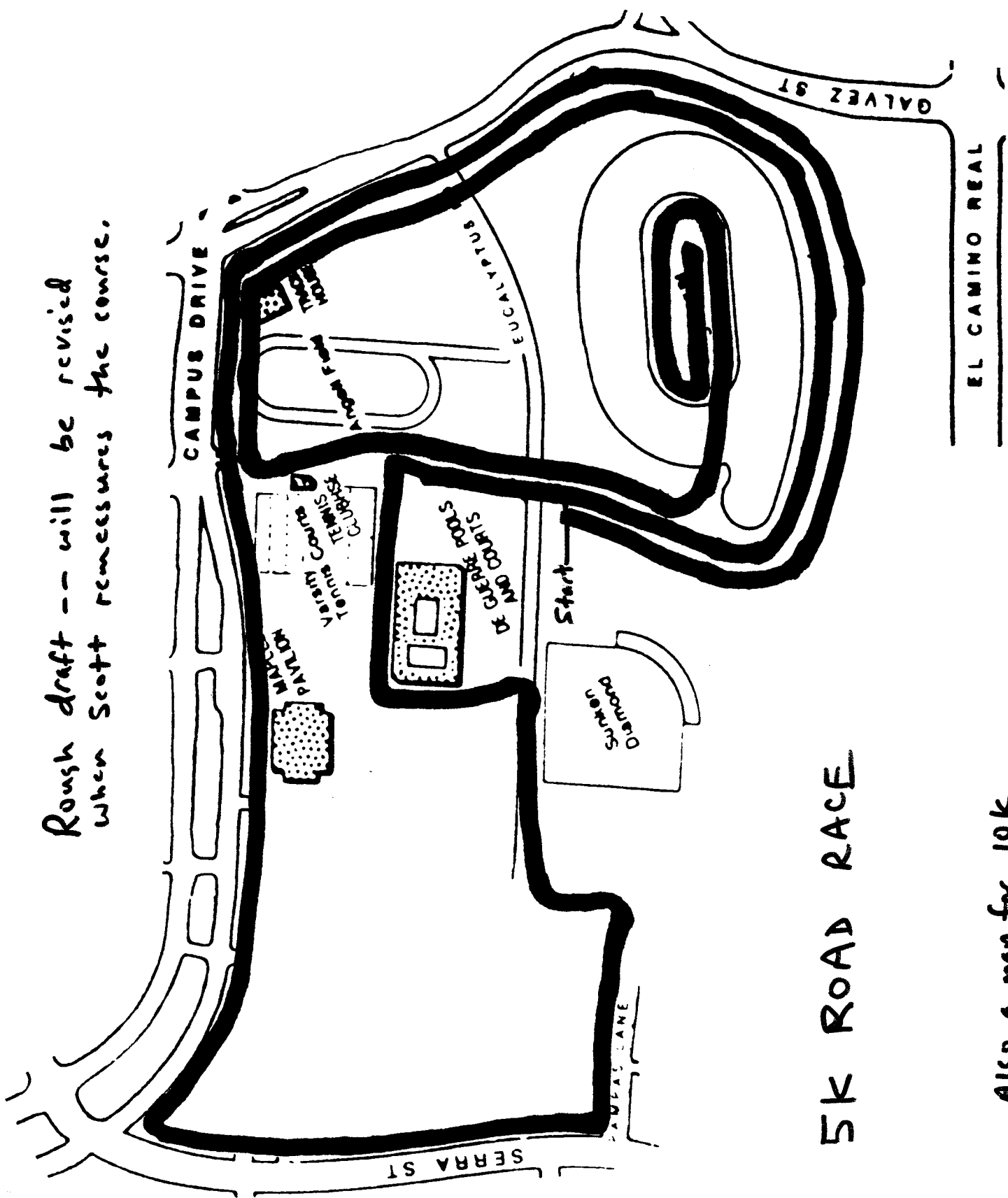
STADIUM MAP

~~STANFORD STADIUM~~

Will be modified slightly before packet stuffing



Rough draft -- will be revised
when Scott remeasures the course.

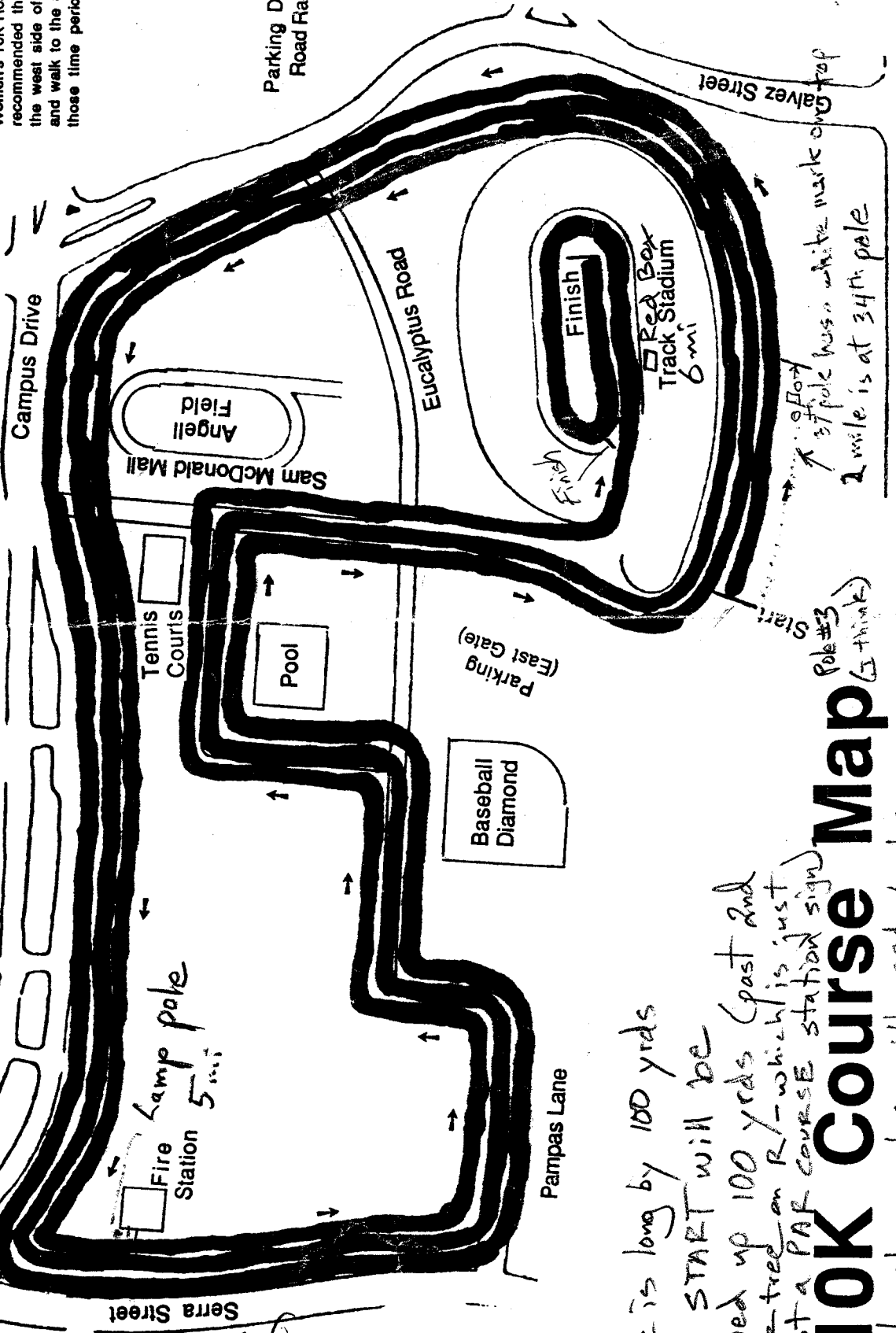


5K ROAD RACE

Also a map for 10K
to be provided.

Note:
 Motor vehicle traffic onto Eucalyptus Road, the only access to parking near the Stadium entrance (east gate), will be severely restricted from 7:15 to 8:15 am and from 8:30 to 9:30 am for the duration of Men's and Women's 10K Road Races. It is recommended that you park along the west side of Galvez Street, and walk to the Stadium during those time periods.

Parking During Road Races



El Camino Real

4 mile is at 59th pole

2 mile is at 34th pole

10K Course Map

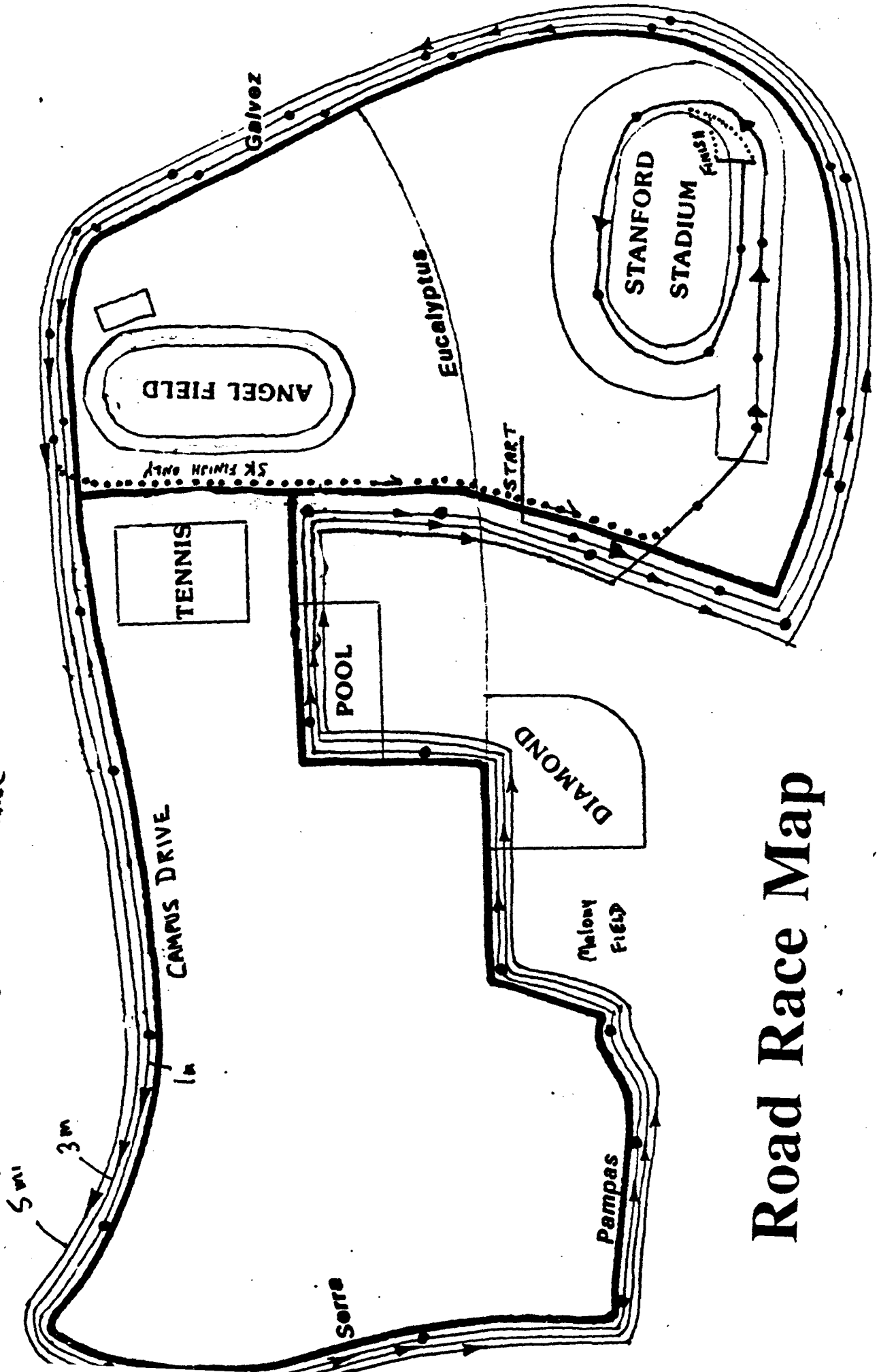
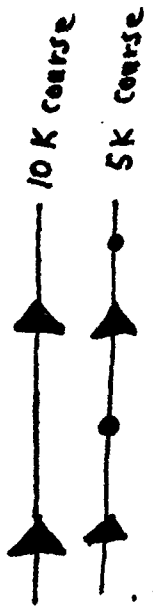
Pole #3 (I think)

10K is long by 100 yds
 SO START will be moved up 100 yds (past and oak-tree on R - which is just past a PAF course station sign)
 All mile markers will need to be moved down the course by 100 yards.

1 mile (same as 5K)
 1/2 mile pole

Lamp pole
 Fire Station 5 mi

Serra Street
 1st 2nd 3rd 4th 5th 6th 7th 8th 9th 10th 11th 12th 13th 14th 15th 16th 17th 18th 19th 20th 21st 22nd 23rd 24th 25th 26th 27th 28th 29th 30th 31st 32nd 33rd 34th 35th 36th 37th 38th 39th 40th 41st 42nd 43rd 44th 45th 46th 47th 48th 49th 50th 51st 52nd 53rd 54th 55th 56th 57th 58th 59th 60th 61st 62nd 63rd 64th 65th 66th 67th 68th 69th 70th 71st 72nd 73rd 74th 75th 76th 77th 78th 79th 80th 81st 82nd 83rd 84th 85th 86th 87th 88th 89th 90th 91st 92nd 93rd 94th 95th 96th 97th 98th 99th 100th



Road Race Map

Attachment D

United States Corporate Athletics Association
1988 National Track Championship

SUMMARY OF THE EVENT

- Date:** August 6 and 7 (Saturday and Sunday).
- Location:** Stanford Stadium and adjoining facilities on the campus of Stanford University, Palo Alto, California.
- Administration:** The Bay Area Corporate Athletic Association (BACAA) is the host organization responsible for managing the event.
- Meet Director:** Brooks Johnson, Head Track Coach, Stanford University, and his staff, will handle the track and road races.
- Officials:** The Athletics Congress of the USA, the national governing body for the sport of running, will sanction and officiate the event.
- Insurance:** A million-dollar liability policy issued by TAC covers all participants, spectators, staff, associations and sponsors affiliated with the event.
- Event Profile:** A meet consisting of 18 track relays, field events and road races is conducted. Events are for men, women and coeds and some require masters (40+) and seniors (50+). The exact description of events from the 1987 meet is enclosed.
- Divisions:** Corporations with more than 5,000 employees compete separately in Division I-- those with less than 5,000 in Division II.
- Awards:** Perpetual trophies are awarded to the team champions in both divisions. AT&T and General Electric (Division I) and ESPRIT and SRI International (Division II) have displayed these trophies at their respective corporate headquarters. Permanent trophies and medals are also awarded to the top teams and individuals.
- Regional Championships:** 1988 Regional championships will be held in twelve major metropolitan areas across the U.S. Corporations do not need to qualify at a regional meet to compete at the National Championship.

Atlanta	June 18	Boston	June 18
Chicago	TBA	Denver	TBA
Des Moines	April 23	Detroit	June 18
Houston	May 7	Los Angeles	July 17
New York	June 11	San Francisco	June 25-26
Seattle	June 4	Wash. D.C.	June 11

1988 USCAA NATIONAL CHAMPIONSHIP MEET

PRO-FORMA BUDGET

LOW SPONSORSHIP LEVEL

March 06, 1988

Income

33 Large Companies @ \$ 500 / team	\$ 16,500
12 Small Companies @ \$ 250 / team	3,000
Miscellaneous Income	<u>500</u>
<u>Total Income</u>	\$ 20,000

Expenses

Sponsor Banners - Advertising	\$ 600
<u>The Schedule</u> - Advertising	60
Scoreboard Graphics - Advertising/Publicity	500
Programs (1000 @ \$3.00)	3,000
T-Shirts (1500 @ \$5.35)	8,025
Announcing	600
Insurance	500
Meet Direction	4,000
Field Communications	600
Meet Management - Fees	5,000
- Telephone Expense	1,000
- Postage & Supplies	2,000
T A C Officials	2,000
Timing & Scoring	2,200
Track Rental - Stanford	6,000
Stanford Volunteers	1,500
Ambulance & Paramedics	1,500
Trophies & Engraving	1,700
Medals & Engraving	1,700
Meet Supplies (Pins, Water, Postage, Tape, etc)	1,000
Race Numbers	700
Race Packets	200
Post-Meet Party	2,000
1987/1988 Meet Director's Promotional Expenses	500
1988/1989 Meet Director's Promotional Expenses	<u>500</u>

Total Expenses \$ 47,385

Difference - Income short of Expenses \$ 27,385

=====

March 18, 1988

Brooks T. Johnson
Dir, Track and Field
Athletics, Phys. Ed & Recreation Dept
Stanford University

Dear Brooks:

We are pleased to confirm President's Office approval to hold the National Corporate Track and Field Championship, sponsored by the Athletics, Physical Education and Recreation Department, on campus, from Thursday, August 4, through Monday, August 8, 1988.

Housing for the approximately 400 participants will be provided at Governor's Corner Suites, Branner Hall, Toyon Hall and Crothers Hall.

We will complete arrangements with George Black in the near future. If the use of any University equipment (tables, chairs, audiovisual equipment, etc.) is required, we ask that Mr. Black send us his needs in writing six weeks in advance in order that we can make the proper arrangements with Operations & Maintenance. Any group using Stanford facilities is responsible for direct costs incurred, including technical and custodial services, as well as any damage repair.

Information on parking and on Stanford facilities open to conference participants will be available at check-in time.

We extend our best wishes for a successful program.

Sincerely yours,



(Mrs.) Lois E. Fariello
Manager of Conferences

LEF/hi

cc: President's Office
Dean of Student Affairs
Fire Department
Hoover Institution-Gary Gruber
News Service
Police-Capt. Marvin Moore
Ram Dimba, Gen Acctng, 122 Encina Hall
University Food Services (2)
Andy Geiger, Dir, Athletics
George Black
440 W. Oakwood Blvd
Redwood City, CA

Room Scheduling-Al Murray
Telecommunications-
Forsythe Hall
Tresidder-Portia Holmes
Univ. Events & Services
Julie Wahlgren
Summer Sessions
Alan Cummings, Assoc. Dir.
Athletics
Hank Lawson
BACAA, P.O. Box 898
Menlo Park, CA 94025

January 29, 1988

Mr. Brooks Johnson
Stanford University
Athletics Department
Stanford, CA

Dear Brooks:

This letter will confirm with you that the Bay Area Corporate Athletic Association (BACAA) intends to hold a national corporate track meet at Stanford University on August 6 and 7. As of this moment, BACAA has not been able to secure a sponsor for the meet. While three companies are currently very interested in supporting the meet, without a foundation of financial support, we have been reluctant to make commitments.

However, we have made contingency plans to proceed, even if we receive no sponsorship money. At this point, we are willing to agree that you will receive a minimum of \$15,000 for the national meet. If we succeed in obtaining sponsorship, we will gladly look at renegotiating figures at all levels of management and operations.

For this \$15,000, Stanford will provide the following facilities, personnel and services to BACAA:

Stanford Stadium on August 6 & 7
TAC officials for the meet
Stanford volunteers to assist in
meet management
Ambulance/paramedic services
On-campus housing coordination.

It is further agreed that BACAA will provide support to you, and Stanford, in the form of a single point of contact on all major parts of meet production. Teams will also be informed not to call Stanford with their questions or reservations. They will be provided with the BACAA contact for each area of the event.

Thank you for your patience and support.

Sincerely

Steve Underwood
BACAA
P. O. Box 898
Menlo Park, CA 94025

cc: R. Speidel R. Jones
H. Lawson K. Donnelly

IMPORTANT PERSONNEL

Meet Director	Brooks Johnson, Stanford
Meet Administrator	George Black, GB Consulting
Official Scorer	Hank Lawson, Radar TS
Announcer	David Hans,
Announcing Assistants	Richard Speidel, Pacific Telesis Al Schmidt, Pacific Bell
Meet Ombudsman	Steve Underwood, James River Corporation
Road Race Course Manager	Margrette Duncan, SRI International
Awards Coordinator	Kaye Donnelly, SRI International
Director of Ceremonies	
Vendor Coordinator	Steve Underwood, James River Corporation
Medical Director	John McDaniel, Spinal & Sports Care Center
Party Coordinator	Gail Holm, Events Unlimited
Media Coordinator	Al Schmidt, Pacific Bell
Meet Program Editors	Richard Speidel, Pacific Telesis Gary Patterson, UTC-CSD
Housing Coordinator	George Black, GB Consulting
Volunteer Coordinator	Helen Lloyd, Telephone Pioneers
Protest Committee	Robert Radnoti, Exxon Lou Putnam, AT&T Richard Speidel, Pacific Telesis Bob Keonig, U.S. West Frank Burnette, Nymaster Goode



I N V O I C E

Aug 20 1988

R A D A R T I M I N G S E R V I C E
12375 Farr Ranch Road
Saratoga CA 95070
(408) 446-9063

Sold To : BACAA - Richard Speidel
396 Crest Av
Walnut Creek CA 94595
(415) 823-6762
Event : USCAA Nationals
Date : Aug 6 & 7 1988

\$1350 to do computerized scoring for the USCAA Nationals which will cover all aspects of the event (timing & scoring of road races; scoring of track meet).


- Timing road race and compiling results for:
 - * Individual finishers
 - * Team results
- Scoring of all track events (timing to be done by a seperate party)
- Complete set of results available race day
- Assortment of reports on pre-reg'd runners (choice of Meet Director)
- Heat assignments calculated by performance within trials
- Recommendations for proper finish line management (if needed)

Terms of agreement:

- Net due 10 days. Any balance not paid by 30 days is subject to 1 1/2% service charge per month.
- Make check payable to RADAR TS
- \$1350.00 base fee

\$1350.00 : Please Remit

- Invoice Number : 0042



Hank Lawson
RADAR TS

I N V O I C E

4	5	9	11	15
a	ATT	(01)	AT&T	
b	GE	(02)	General Electric	
c	IBM	(03)	IBM	
d	Ten	(04)	Tenneco	
e	Hug	(05)	Hughes Aircraft	
f	USW	(06)	US West	
g	TI	(07)	Texas Instruments	
h	HHP	(08)	Hewlett-Packard	
i	Pac	(09)	Pacific Telesis Group	
j	Del	(10)	Delta Airlines	
k	Cok	(11)	Coca Cola	
l	DEC	(12)	Digital	
m	CIG	(13)	CIGNA Corporation	
n	Wst	(14)	Westinghouse	
o	TRW	(15)	TRW	
p	BoA	(16)	Bank Of America	
q	Exx	(17)	Exxon	
r	Crn	(18)	Coors	
s	Chv	(19)	Chevron	
v	Loc	(22)	Lockheed	
w	Roc	(23)	Rockwell International	

SRI	(31)	SRI International
UNM	(32)	UNUM Life Insurance
Aro	(33)	Aerospace Corporation
ALZ	(34)	ALZA
Amd	(35)	Amdahl
Apl	(36)	Apple Computer
EPR	(39)	EPRI
Syn	(44)	Syntex
UTC	(46)	UTC-CSD

P R O P O S A L

To Host

THE UNITED STATES CORPORATE TRACK ASSOCIATION

1988 NATIONAL CHAMPIONSHIPS

The Bay Area Corporate Athletic Association (BACAA), a division of the United States Corporate Track Association, hereby proposes to host the 1988 USCTA National Championships at Stanford University on or about the date of July 30-31, 1988. In this proposal, we of BACAA will attempt to address as many of the USCTA selected criteria as at this date is possible to provide positive evidence that we fully intend to produce a Showcase National Event in 1988. If any Board member has questions regarding this proposal, please contact Richard Speidel at work on (415) 823-2970 or in the evening at home on (415) 934-9210.

1. ORGANIZATION/ADMINISTRATION

The BACAA 1988 National Meet organizing committee will be set up with sufficient lead time to address all tasks which must be undertaken prior to, during, and after the meet to assure a high quality event. Functional responsibilities have been identified below to indicate areas which will require the assignment of accountable individuals. The aforementioned functions are as follows:

EVENT DIRECTOR -- This person will be responsible for the overall coordination and orchestration of the National Event. He/She will oversee standing committees, give direction and guidance, make final decisions, control the budget, and establish a schedule for completion. It is our intent, that the person who fills this position would be the 1988 President of BACAA or someone designated by the BACAA Board of Directors by nomination and vote.

MEET DIRECTOR -- This person will be responsible for the actual running of the two-day meet at Stanford University. He/She would be responsible for putting on the track meet and road race. Such items as coordination of officials, volunteers, road race personnel, and additional people required ie, security, paramedics etc. would fall into the meet directors area of responsibility. BACAA's first choice for the person to fill the position of Meet Director is Stanford University' nationally known Track Coach Brooks Johnson. We think Mr. Johnson has the background and

prior experience to turn our national meet into the National Showcase of corporate running which it has the potential to be. Our preliminary contact with Mr. Johnson was favorable and as soon as the National Board accepts our proposal, we will commence joint planning efforts with Stanford.

FACILITIES DIRECTOR -- This person will be responsible for coordination with Stanford, stadium set-up, banners, award stands, tents, scoreboard, and creating contractual agreements for track rental, sound systems, and other incidental items. All contracts must be approved by the Event Director and all contracts over \$500 will be submitted by the Event Director to the BACAA Board of Directors for approval.

RESULTS DIRECTOR -- This person will be responsible for time schedules, heat sheets, registration, race packet pick-up, scoring, tabulating results during the event, presenting the results to the official scorer, and publishing the results for USCTA distribution.

CONTACT PERSON -- This Person will be a single reference source and act as an information clearing house. He/She will field all inquiries and direct them to the proper individual for response. This person will be available full-time as required to react to questions and inquiries in a timely manner.

PUBLICITY DIRECTOR -- This person will be responsible for "publicising the meet". Advance notice to the corporations, meet entry information, rules/meet package distribution, public notice to invite new teams, coordination of the program, annual, press releases, souvenir sales, and insurance, etc., will be required.

VOLUNTEER COORDINATOR -- Will get specific assignments to the volunteers/or team captains and see that volunteers are briefed on work schedule and responsibilities. Will help Mr. Johnson coordinate meet day volunteer activity. We anticipate the use of reasonably priced student help to handle most of the road course administrative duties.

CEREMONIES DIRECTOR -- Will be responsible for coordination of opening ceremonies, band, awards, awards presenters, and post-meet party.

HOUSING DIRECTOR -- Will be responsible for coordination of the Stanford dorms, local hotels/motels, meet headquarters, and zeroxing facilities. See attachment III& IV for additional hotel/motel information. Price information will be updated late in 1987 to provide more precise cost information.

This functional organization is what will be required for us (BACAA) to host the 1988 National Championship Meet. We hope to secure the sponsorship necessesary to provide a quality meet at a reasonable price to all the corporations involved.

2. PROPOSED DATE

A verbal reservation has been made with Stanford University for the use of Stanford Stadium on July 30-31, 1988. Alternate dates include July 23-24 or August 6-7, 1988. Upon selection of this proposal, an official reservation will be forwarded to Stanford University which will confirm our date.

3. FACILITIES

Attachments I, II, III, and IV provide information on the Stanford University Track, hotel/motel accommodations, and location of various restaurants in the general vicinity. The Housing Director will solicit bids from the various establishments to secure the best rates, and the USCTA meet headquarters. Transportation between the housing and track will be a criteria for recommended housing.

The recently referbished Stanford Stadium and the spacious grounds of the University provide an excellent setting for the National Corporate Championships. Palo Alto is on the "peninsula" near the San Francisco Bay and has a wonderful warm climate almost all year long.

4. ROAD RACE FACILITIES

The proposed 5K and 10K courses will be run in and around the Stanford University Campus which has been the location of many other corporate races in the recent past.

5. PROPOSED BUDGET

Minimal Budget = The minimum budget required to host the 1988 National Championahips. This requires a large committment of volunteers and pre-meet work completed by the Organizing Committee.

Optimum Budget = The budget required to host the 1988 National Championships in a comfortable manner for the Organizing Committee. A minimum number of professionals will be hired to perform the day to day activities.

Full Sponsorship Budget = Extras are added to the optimum budget to minimize costs to the participants and advertise to maximize exposure.

SEE NEXT PAGE FOR COST BREAKDOWN

1988 National Championship Meet Budget

Budget	Item	Minimal	Optimum	Full-Sponsor
Facilities				
	Track Rental	3300	5500	5500
	Stadium Prep	660	2750	7150
Personnel				
	Meet Dir.	1000	5000	10000
	officials	440	2930	2930
	security	0	1100	3500
	announcers	0	600	2500
	road race	0	1100	1100
	volunteers	550	1000	1500
	trainers	0	700	1500
	Insurance	1100	1500	1500
	Ambulance	400	1000	1500
	Lunch	800	1500	2000
	Reg/Mailings	550	1750	2500
	Results/Scoring	550	1750	2500
	Advertisement	0	2500	8000
	Opening Cerimonies	800	2000	3500
	Phone	500	1200	1500
	Miscellaneous	500	1000	1500
	Totals	11,150	34,880	60,180
	*Post-Meet Party	4000	6000	17500
	*Program	150	4500	10000
	*Annual	4500	9000	15000
	+T-Shirts	4000	4000	5600
	*Funded by Sponsors			
	+Sales Project			

Because of the long range nature of this proposal, we do anticipate minor price fluctuations to occur.

Corporate athletes in national track finals at Stanford

More than 2,000 runners representing 39 corporations nationwide will compete at Stanford Stadium Saturday and Sunday in the National Corporate Track Championships.

Corporate athletes will compete in more than 30 track and field events at Stanford, as well as 5K and 10K races for both men and women.

Bay Area Peninsula corporations will be represented at the event. Races will be sponsored by the United States Corporate Athletics Association. They are Lockheed Martin & Space Co., Hewlett-Packard, Amdahl (Sunnyvale); Cardiovascular Systems (Mountain View); ERI and Alza Corp. (Palo Alto); International (Menlo Park); Computer (Cupertino); and S & Fitness Systems (Sara-

minaries will run from 9:30 a.m. to 5 p.m. Saturday. Opening ceremonies are Sunday at 10 a.m. followed by event finals, which run from 10 a.m. to 5 p.m. All events are free and

SAN JOSE MERCURY NEWS 8-4-88

Corporate track meet kicks off

Mercury News Staff and Wire Reports

Venture Digest

TEAMS FROM 15 Bay Area companies will compete Saturday and Sunday in the 10th annual National Corporate Track Championships at Stanford Stadium.

They will be among 39 companies nationwide with 2,000 athletes in 30 events including men's and women's 5K and 10K road races and track and field events. Preliminary heats are from 9:30 a.m. to 5 p.m. Saturday with finals beginning at 10 a.m. Sunday.