



DIVISION I/IA  
DISTANCE RELAY  
FINAL RESULTS

PLACE	TEAM NAME	TIME	TEAM CHAMPIONSHIP POINTS
1	General Electric	25:33.3	50
2	AT&T	25:42.4	45
3	Exxon	25:50.0	41
4	Texas Instruments	26:09.7	38
5	CIGNA	26:13.3	36
6	IBM	26:23.9	35
7	Delta	26:29.6	34
8	Coca Cola	26:30.4	33
9	Pacific Telesis	27:25.3	32
10	Hughes	28:31.2	31
11	US West	29:11.1	30
12	Tenneco	29:59.8	29

## DIVISION I/IA

## B-MASTER'S DISTANCE RELAY

## RESULTS FROM PRELIMS

(SHADED TEAMS DID NOT QUALIFY FOR FINALS)

	TEAM NAME	TIME	HEAT	LANE	TEAM CHAMPIONSHIP POINT
1	US West	11:18.3	1		29 minimum
2	AT&T	11:19.4	1		29 minimum
3	Coca Cola	11:29.3	1		29 minimum
4	General Electric	11:30.7	1		29 minimum
5	Hughes	11:31.0	2		29 minimum
6	IBM	11:31.1	2		29 minimum
7	Delta	11:33.6	2		29 minimum
8	Pacific Telesis	11:39.1	1		29 minimum
9	Boeing	11:40.1	1		29 minimum
10	CIGNA	11:40.6	2		29 minimum
11	Texas Instruments	11:51.8	2		29 minimum
12	Exxon	11:59.9	2		29 minimum
13	Tenneco	12:03.5	1		21
14	TRW	12:33.6	1		20

Add - 2

DIVISION I/IA  
SUB-MASTER'S DISTANCE RELAY  
FINAL RESULTS

PLACE	TEAM NAME	TIME	TEAM CHAMPIONSHIP POINTS
1	General Electric	10:43.1	50
2	AT&T	10:45.8	45
3	IBM	11:02.6	41
4	Texas Instruments	11:07.4	38
5	Delta	11:09.1	36
5	US West	11:11.1	36
7	Hughes	11:12.1	34
8	Pacific Telesis	11:28.8	33
9	Coca Cola	11:30.8	32
10	CIGNA	11:47.0	31
11	Boeing	12:18.9	30
12	Exxon	11:59.9 *	29
13	Tenneco	12:03.5	21
14	TRW	12:33.6	20

\* Scratched in finals, time shown represents prelims time.

## DIVISION I/IA

MEN'S 800M TEAM RACE  
RESULTS FROM PRELIMS

(SHADED TEAMS DID NOT QUALIFY FOR FINALS)

	TEAM NAME	TIME	HEAT	TEAM CHAMPIONSHIP POINTS
1	Coca Cola	4:45.6	2	29 minimum
2	Boeing	4:47.6	2	29 minimum
3	Exxon	4:50.5	2	29 minimum
4	AT&T	4:51.3	2	29 minimum
5	Hughes	5:02.3	1	29 minimum
6	General Electric	5:04.8	1	29 minimum
7	Texas Instruments	5:05.5	1	29 minimum
8	IBM	5:22.3	3	29 minimum
9	CIGNA	5:29.8	3	29 minimum
10	Tenneco	5:34.0	3	29 minimum
11	US West	5:42.3	1	29 minimum
12	TRW	7:39.8	1	29 minimum

DIVISION I/IA  
WOMEN'S 800M TEAM RACE  
FINAL RESULTS

PLACE	TEAM NAME	1ST RUN	2ND RUN	TIME	TEAM CHAMP. POINTS
1	General Electric	2:17.0	2:19.6	4:36.6	50
2	AT&T	2:15.3	2:21.7	4:37.0	45
3	Boeing	2:19.1	2:23.2	4:42.3	41
4	Exxon	2:21.3	2:25.1	4:46.4	38
5	Hughes	2:18.9	2:30.8	4:49.7	36
6	Texas Instruments	2:21.0	2:29.3	4:50.3	35
7	CIGNA	2:35.1	2:43.3	5:18.4	34
8	Tenneco	2:29.1	2:50.1	5:19.2	33
9	TRW	3:04.7	3:53.6	6:58.3	32
10	IBM			5:22.3 *	31
11	US West			5:42.3 *	30
12	Coca Cola			DQ	0

\* Scratched in finals, times shown represent prelims times.

DIVISION I/IA  
 LAP SPRINT RELAY  
 RESULTS FROM PRELIMS

(SHADED TEAMS DID NOT QUALIFY FOR FINALS)

	TEAM NAME	TIME	HEAT	TEAM CHAMPIONSHIP POINTS
1	AT&T	2:34.1	2	29 minimum
2	Tenneco	2:35.45	1	29 minimum
3	General Electric	2:36.46	1	29 minimum
4	Hughes	2:38.8	3	29 minimum
5	TRW	2:39.3	2	29 minimum
6	CIGNA	2:40.2	2	29 minimum
7	British Airways	2:40.7	2	29 minimum
8	Boeing	2:41.0	3	29 minimum
9	Texas Instruments	2:41.8	3	29 minimum
10	Pacific Telesis	2:42.4	3	29 minimum
11	Delta	2:42.6	1	29 minimum
12	Coca Cola	2:46.8	2	29 minimum
13	US West	2:46.9	3	21
14	Sun Microsystems	2:54.4	3	20
15	IBM	2:59.3	1	19

DIVISION I/IA  
4 LAP SPRINT RELAY  
FINAL RESULTS

PLACE	TEAM NAME	TIME	TEAM CHAMPIONSHIP POINTS
1	AT&T	2:28.9	50
2	Tenneco	2:29.0	45
3	Hughes	2:29.1	41
4	CIGNA	2:33.7	38
5	Pacific Telesis	2:37.8	36
6	General Electric	2:38.6	35
7	Boeing	2:40.0	34
8	British Airways	2:41.1	33
9	Delta	2:41.6	32
10	Texas Instruments	2:44.2	31
11	TRW	2:55.7	30
12	Coca Cola	2:59.0	29
13	US West	2:46.9	21
14	Sun Microsystems	2:54.4	20
15	IBM	2:59.3	19



DIVISION I/IA  
EXECUTIVE RELAY  
RESULTS FROM PRELIMS

(SHADED TEAMS DID NOT QUALIFY FOR FINALS)

	TEAM NAME	TIME	HEAT	TEAM CHAMPIONSHIP POINTS
1	AT&T	10:07.8	1	31 minimum
2	Hughes	10:30.3	1	31 minimum
3	Texas Instruments	10:31.9	1	31 minimum
4	US West	10:53.2	2	31 minimum
5	Hewlett-Packard	10:54.7	2	31 minimum
6	Pacific Telesis	10:57.1	2	31 minimum
7	CIGNA	11:24.0	1	31 minimum
8	General Electric	11:36.8	2	31 minimum
9	Exxon	11:49.8	2	31 minimum
10	Coca Cola	14:26.9	2	31 minimum

DIVISION I/IA  
EXECUTIVE RELAY  
FINAL RESULTS

PLACE	TEAM NAME	TIME	TEAM CHAMPIONSHIP POINTS
1	Texas Instruments	9:52.3	50
2	AT&T	9:53.1	45
3	General Electric	10:05.0	41
4	Exxon	10:08.7	38
5	Hughes	10:10.1	36
6	Hewlett–Packard	10:12.9	35
7	Pacific Telesis	10:15.3	34
8	US West	10:51.3	33
9	CIGNA	11:11.4	32
10	Coca Cola	14:26.9 *	31

\* Scratched in finals, time shown represents prelims time.

## DIVISION I/IA

## 220 YARD RELAY

## RESULTS FROM PRELIMS

(SHADED TEAMS DID NOT QUALIFY FOR FINALS)

	TEAM NAME	TIME	HEAT	TEAM CHAMPIONSHIP POINTS
1	Texas Instruments	1:39.9	2	29 minimum
2	General Electric	1:41.0	2	29 minimum
3	AT&T	1:42.0	3	29 minimum
4	Hewlett-Packard	1:42.7	3	29 minimum
5	US West	1:44.7	3	29 minimum
6	Pacific Telesis	1:46.2	1	29 minimum
7	TRW	1:46.4	1	29 minimum
8	Tenneco	1:48.1	1	29 minimum
9	Delta	1:48.2	2	29 minimum
10	Boeing	1:49.0	2	29 minimum
11	IBM	1:49.3	2	29 minimum
12	Rockwell	1:49.8	1	29 minimum
13	Coca Cola	1:50.2	3	21
14	Hughes	1:52.8	1	20
15	Sun Microsystems	1:53.1	3	19
16	CIGNA	2:08.5	1	18
17	British Airways	DQ	2	0

DIVISION I/IA  
x220 YARD RELAY  
FINAL RESULTS

PLACE	TEAM NAME	TIME	TEAM CHAMPIONSHIP POINTS
1	AT&T	1:37.0	50
2	Texas Instruments	1:38.6	45
3	General Electric	1:39.1	41
4	US West	1:41.0	38
5	Hewlett-Packard	1:41.8	36
6	Pacific Telesis	1:44.5	35
7	Tenneco	1:46.7	34
8	TRW	1:47.1	33
9	Boeing	1:50.3	32
10	Delta	1:50.8	31
11	Rockwell	1:51.4	30
12	IBM	1:49.3 *	29
13	Coca Cola	1:50.2	21
14	Hughes	1:52.8	20
15	Sun Microsystems	1:53.1	19
16	CIGNA	2:08.5	18
17	British Airways	DQ	17

\* Scratched in finals, time shown represents prelims time.

DIVISION I/IA  
MEN'S MILE TEAM RACE  
RESULTS FROM PRELIMS

(SHADED TEAMS DID NOT QUALIFY FOR FINALS)

	TEAM NAME	TIME	HEAT	TEAM CHAMPIONSHIP POINTS
1	CIGNA	9:13.2	2	29 minimum
2	AT&T	9:15.8	1	29 minimum
3	IBM	9:16.1	2	29 minimum
4	Hughes	9:24.4	2	29 minimum
5	Boeing	9:25.4	2	29 minimum
6	General Electric	9:25.5	1	29 minimum
7	Pacific Telesis	9:47.3	1	29 minimum
8	Exxon	9:48.9	3	29 minimum
9	Tenneco	9:50.7	3	29 minimum
10	US West	9:52.3	3	29 minimum
11	Coca Cola	10:01.8	1	29 minimum
12	TRW	10:21.1	1	29 minimum
13	Amgen	11:45.1	3	21

DIVISION I/IA  
MEN'S MILE TEAM RACE  
FINAL RESULTS

PLACE	TEAM NAME	1ST RUN	2ND RUN	TIME	TEAM CHAMP. POINTS
1	Exxon	4:17.4	4:18.9	08:36.3	50
2	General Electric	4:19.8	4:19.1	08:38.9	45
3	CIGNA	4:25.0	4:18.6	08:43.6	41
4	IBM	4:32.5	4:18.1	08:50.6	38
5	AT&T	4:26.5	4:36.1	09:02.6	36
6	Hughes	4:32.2	4:48.4	09:20.6	35
7	Coca Cola	4:32.2	4:52.0	09:20.9	34
8	Pacific Telesis	4:41.6	4:48.2	09:29.8	33
9	Boeing	4:40.4	4:52.0	09:32.4	32
10	Tenneco	4:43.3	4:51.6	09:34.9	31
11	US West	4:52.2	5:12.7	10:04.9	30
12	TRW	6:42.6	4:58.7	11:41.3	29
13	Amgen	5:07.4	6:38.6	11:46.0	21

DIVISION I/IA  
NIOR'S RELAY  
RESULTS FROM PRELIMS

(SHADED TEAMS DID NOT QUALIFY FOR FINALS)

	TEAM NAME	TIME	HEAT	TEAM CHAMPIONSHIP POINTS
1	AT&T	3:24.7	1	29 minimum
2	Hewlett-Packard	3:29.2	1	29 minimum
3	General Electric	3:30.1	2	29 minimum
4	Pacific Telesis	3:32.1	2	29 minimum
5	Tenneco	3:32.4	2	29 minimum
6	Coca Cola	3:34.4	3	29 minimum
7	US West	3:34.5	3	29 minimum
8	IBM	3:35.2	1	29 minimum
9	CIGNA	3:35.8	3	29 minimum
10	Exxon	3:59.3	2	29 minimum
11	TRW	3:59.5	1	29 minimum
12	Hughes	4:06.4	1	29 minimum

DIVISION I/IA  
SENIOR'S RELAY  
FINAL RESULTS

PLACE	TEAM NAME	TIME	TEAM CHAMPIONSHIP POINTS
1	AT&T	3:10.6	50
2	General Electric	3:17.2	45
3	Tenneco	3:21.9	41
4	Hewlett – Packard	3:24.6	38
5	US West	3:29.4	36
6	Coca Cola	3:30.8	35
7	CIGNA	3:32.1	34
8	IBM	3:35.1	33
9	Pacific Telesis	3:36.7	32
10	Exxon	3:55.4	31
11	Hughes	3:59.0	30
12	TRW	4:00.3	29



## DIVISION I/IA

## MEN'S RELAY

## RESULTS FROM PRELIMS

(SHADED TEAMS DID NOT QUALIFY FOR FINALS)

	TEAM NAME	TIME	HEAT	TEAM CHAMPIONSHIP POINTS
1	AT&T	4:38.0	2	29 minimum
2	CIGNA	4:39.9	1	29 minimum
3	Coca Cola	4:41.5	2	29 minimum
4	Boeing	4:42.5	2	29 minimum
5	Hewlett-Packard	4:43.6	2	29 minimum
6	Exxon	4:52.9	1	29 minimum
7	General Electric	4:53.2	1	29 minimum
8	US West	4:58.1	1	29 minimum
9	IBM	4:59.9	1	29 minimum
10	Texas Instruments	5:01.6	2	29 minimum
11	Tenneco	5:11.2	1	29 minimum
12	Hughes	5:36.2	1	29 minimum
13	Amgen	5:58.9	2	21

**DIVISION I/IA  
WOMEN'S RELAY  
FINAL RESULTS**

PLACE	TEAM NAME	TIME	TEAM CHAMPIONSHIP POINTS
1	AT&T	4:20.9	50
2	Texas Instruments	4:35.8	45
3	CIGNA	4:38.4	41
4	Boeing	4:39.2	38
5	IBM	4:43.8	36
6	US West	4:53.5	35
7	Hughes	5:06.9	34
8	Tenneco	5:23.6	33
9	Hewlett – Packard	4:43.6 *	32
10	Exxon	4:52.9 *	31
11	General Electric	4:53.2 **	30
12	Amgen	5:58.9	29
13	Coca Cola	DQ	0

\* Scratched in finals, times shown represent prelims times.

\*\* Disqualified in finals, time shown represents prelims time.

## DIVISION I/IA

## B-MASTER'S SPRINT RELAY

## RESULTS FROM PRELIMS

(SHADED TEAMS DID NOT QUALIFY FOR FINALS)

	TEAM NAME	TIME	HEAT	TEAM CHAMPIONSHIP POINTS
1	Hughes	3:48.5	2	29 minimum
2	Sun Microsystems	3:48.5	3	29 minimum
3	AT&T	3:49.1	3	29 minimum
4	General Electric	3:49.2	1	29 minimum
5	Texas Instruments	3:55.0	3	29 minimum
6	IBM	3:56.1	2	29 minimum
7	Tenneco	3:57.2	1	29 minimum
8	US West	4:00.2	2	29 minimum
9	Rockwell	4:01.0	1	29 minimum
10	Coca Cola	4:01.4	2	29 minimum
11	Pacific Telesis	4:03.7	3	29 minimum
12	Boeing	4:08.0	3	29 minimum
13	Exxon	4:19.8	1	21 minimum
14	CIGNA	4:23.3	3	20
15	TRW	4:31.4	2	19

DQ

**DIVISION I/IA  
SUB-MASTER'S SPRINT RELAY  
FINAL RESULTS**

PLACE	TEAM NAME	TIME	TEAM CHAMPIONSHIP POINTS
1	Hughes	3:38.8	50
2	AT&T	3:42.6	45
3	IBM	3:46.3	41
4	General Electric	3:48.3	38
5	Tenneco	3:49.2	36
6	Texas Instruments	3:51.5	35
7	Pacific Telesis	3:54.7	34
8	US West	3:58.0	33
9	Coca Cola	4:03.5	32
10	Rockwell	4:07.0	31
11	Boeing	4:08.0 *	30
12	Exxon	4:19.8	29
13	CIGNA	4:23.3	21
14	TRW	4:31.4	20
15	Sun Microsystems	3:35.4 **	0

\* Scratched in finals, time shown represents prelims time.

\* Disqualified for illegal team (1 female 35+, 1 male 35+, 2 males 30+). Rules require 2 runners 35+ in addition to female.

DIVISION I/IA  
PRESIDENT'S RELAY  
FINAL RESULTS

PLACE	TEAM NAME	TIME	TEAM CHAMPIONSHIP POINTS
1	US West	5:39.5	50
2	AT&T	6:09.0	45
3	Tenneco	6:23.5	41
4	General Electric	6:55.1	38
5	Texas Instruments	7:05.6	36

DIVISION I/IA  
RAMID RELAY  
RESULTS FROM PRELIMS

(SHADED TEAMS DID NOT QUALIFY FOR FINALS)

	TEAM NAME	TIME	HEAT	TEAM CHAMPIONSHIP POINTS
1	General Electric	09:26.3	1	29 minimum
2	AT&T	09:43.6	3	29 minimum
3	Hewlett-Packard	09:52.5	2	29 minimum
4	Tenneco	09:56.4	2	29 minimum
5	CIGNA	10:02.3	3	29 minimum
6	Exxon	10:04.2	2	29 minimum
7	Texas Instruments	10:05.4	3	29 minimum
8	US West	10:13.0	1	29 minimum
9	IBM	10:14.3	1	29 minimum
10	Coca Cola	10:17.9	3	29 minimum
11	Pacific Telesis	10:19.1	2	29 minimum
12	Boeing	10:35.3	3	29 minimum
13	TRW	11:31.7	1	21
14	Hughes	11:58.4	1	20

DIVISION I/IA  
PYRAMID RELAY  
FINAL RESULTS

PLACE	TEAM NAME	TIME	TEAM CHAMPIONSHIP POINTS
1	Exxon	9:14.8	50
2	AT&T	9:15.6	45
3	General Electric	9:16.2	41
4	IBM	9:43.4	38
5	Hewlett–Packard	9:45.5	36
6	Texas Instruments	9:51.6	35
7	Tenneco	9:52.4	34
8	CIGNA	9:55.7	33
9	US West	10:02.4	32
10	Boeing	10:11.2	31
11	Coca Cola	10:17.9 *	30
12	Pacific Telesis	10:19.1 **	29
13	TRW	11:31.7	21
14	Hughes	11:58.4	20

\* Disqualified in the finals due to 2 athletes competing in 4th final race, time shown represents prelims time.

\*\* Scratched in finals, time shown represents prelims time.

DIVISION I/IA  
 MASTER'S RELAY  
 RESULTS FROM PRELIMS

(SHADED TEAMS DID NOT QUALIFY FOR FINALS)

	TEAM NAME	TIME	HEAT	TEAM CHAMPIONSHIP POINTS
1	Pacific Telesis	6:21.5	1	29 minimum
2	AT&T	6:23.4	2	29 minimum
3	General Electric	6:25.5	1	29 minimum
4	US West	6:32.7	1	29 minimum
5	Exxon	6:35.9	2	29 minimum
6	Delta	6:36.4	2	29 minimum
7	Tenneco	6:40.1	2	29 minimum
8	Hewlett-Packard	6:45.3	1	29 minimum
9	Texas Instruments	6:52.9	2	29 minimum
10	CIGNA	6:59.0	1	29 minimum
11	Rockwell	7:07.3	2	29 minimum
12	Coca Cola	7:12.2	2	29 minimum
13	Hughes	7:25.0	1	21
14	Boeing	7:27.8	2	20
15	IBM	7:29.3	1	19
16	TRW	7:32.8	1	18



DIVISION I/IA  
MASTER'S RELAY  
FINAL RESULTS

PLACE	TEAM NAME	TIME	TEAM CHAMPIONSHIP POINTS
1	AT&T	6:01.8	50
2	General Electric	6:05.4	45
3	Texas Instruments	6:09.3	41
4	Pacific Telesis	6:10.1	38
5	US West	6:19.5	36
6	Delta	6:22.6	35
7	Exxon	6:29.4	34
8	Hewlett-Packard	6:29.5	33
9	Tenneco	6:40.5	32
10	Rockwell	6:54.4	31
11	CIGNA	6:58.0	30
12	Coca Cola	7:08.8	29
13	Hughes	7:25.0	21
14	Boeing	7:27.8	20
15	IBM	7:29.3	19
16	TRW	7:32.8	18

## DIVISION I/IA

## 400 METER RELAY

## RESULTS FROM PRELIMS

(SHADED TEAMS DID NOT QUALIFY FOR FINALS)

	TEAM NAME	TIME	HEAT	TEAM CHAMPIONSHIP POINTS
1	Sun Microsystems	3:28.8	3	29 minimum
2	AT&T	3:30.0	3	29 minimum
3	US West	3:31.2	1	29 minimum
4	Tenneco	3:32.8	3	29 minimum
5	Hughes	3:32.9	2	29 minimum
6	General Electric	3:34.7	1	29 minimum
7	Texas Instruments	3:35.0	3	29 minimum
8	Pacific Telesis	3:37.1	1	29 minimum
9	Boeing	3:43.1	2	29 minimum
10	CIGNA	3:43.3	3	29 minimum
11	Coca Cola	3:44.4	2	29 minimum
12	TRW	3:53.2	1	29 minimum
13	British Airways	3:53.8	2	21
14	Amgen	4:40.3	2	20

DIVISION I/IA  
PRINT RELAY  
FINAL RESULTS

PLACE	TEAM NAME	TIME	TEAM CHAMPIONSHIP POINTS
1	Tenneco	3:24.4	50
2	Sun Microsystems	3:24.8	45
3	Hughes	3:26.3	41
4	Texas Instruments	3:26.5	38
5	General Electric	3:27.4	36
6	Pacific Telesis	3:29.0	35
7	US West	3:30.6	34
8	CIGNA	3:31.0	33
9	AT&T	3:32.6	32
10	Boeing	3:42.8	31
11	Coca Cola	3:46.7	30
12	TRW	3:53.2 *	29
13	British Airways	3:53.8	21
14	Amgen	4:40.3	20

\* Scratched in finals, time shown represents prelims time.

7/11/92 – 7/12/92

## USCAA NATIONAL CHAMPIONSHIPS

UC IRVINE

DIVISION I/IA  
TEAM JUMP

PLACE	TEAM NAME	DIVISION	TOTAL SCORE	TEAM CHAMPIONSHIP POINTS
1	AT&T	I	3560	50
2	Exxon	I	3379	45
3	IBM	I	3197	41
4	Pacific Telesis	I	3182	38
5	Digital	IA	3174	36
6	Tenneco	I	3160	35
7	Hewlett-Packard	I	3130	34
8	General Electric	I	3100	33
9	Coca Cola	IA	3033	32
10	US West	I	2999	31
11	Hughes	I	2880	30
12	CIGNA	IA	2875	29
13	Texas Instruments	I	2782	21
14	TRW	IA	1939	20
15	Boeing	IA	1930	19
16	Sun Microsystems	IA	1329	18



## TEAM JUMP

	(01) AT & T (I)	3560	(1728 / 1832)
02	(08) Exxon (I)	3379	(1617 / 1762)
03	(03) IBM (I)	3197	(1554 / 1643)
04	(06) Pac*Tel (I)	3182	(1520 / 1662)
05	(30) Digital (I)	3174	(1478 / 1696)
06	(04) Tenneco (I)	3160	(1508 / 1652)
07	(10) HP (I)	3130	(1534 / 1596)
08	(02) GE (I)	3100	(1513 / 1587)
09	(14) Coka-Cola (I)	3033	(1400 / 1633)
10	(05) US West (I)	2999	(1433 / 1566)
11	(07) Hughes (I)	2880	(1397 / 1483)
12	(11) CIGNA (I)	2875	(1385 / 1490)
13	(09) TI (I)	2782	(1243 / 1539)
14	(17) TRW (I)	1939	(0590 / 1349)
15	(15) Boeing (I)	1930	(1225 / 0705)
16	(33) Sun Micro (I)	1329	(1329 / 0000)



USCAA Field Event Scores  
TEAM JUMP (HIGH)

07/14/92

	(01)	AT & T (I)	1832	(0923 / 0909)
	(08)	Exxon (I)	1762	(0897 / 0865)
03	(30)	Digital (I)	1696	(0848 / 0848)
04	(06)	Pac*Tel (I)	1662	(0843 / 0819)
05	(04)	Tenneco (I)	1652	(0826 / 0826)
06	(03)	IBM (I)	1643	(0843 / 0800)
07	(14)	Coka-Cola (I)	1633	(0864 / 0769)
08	(10)	HP (I)	1596	(0812 / 0784)
09	(02)	GE (I)	1587	(0804 / 0783)
10	(05)	US West (I)	1566	(0841 / 0725)
11	(09)	TI (I)	1539	(0800 / 0739)
12	(11)	CIGNA (I)	1490	(0773 / 0717)
13	(07)	Hughes (I)	1483	(0750 / 0733)
14	(17)	TRW (I)	1349	(0682 / 0667)
15	(15)	Boeing (I)	0705	(0705 / 0000)
16	(33)	Sun Micro (I)	0000	(0000 / 0000)

USCAA Field Event Scores  
TEAM JUMP (LONG)

07/14/92

01	(01)	AT & T (I)	1728	(0901 / 0827)
02	(08)	Exxon (I)	1617	(0861 / 0756)
03	(03)	IBM (I)	1554	(0852 / 0702)
04	(10)	HP (I)	1534	(0819 / 0715)
05	(06)	Pac*Tel (I)	1520	(0797 / 0723)
06	(02)	GE (I)	1513	(0757 / 0756)
07	(04)	Tenneco (I)	1508	(0774 / 0734)
08	(30)	Digital (I)	1478	(0762 / 0716)
09	(05)	US West (I)	1433	(0717 / 0716)
	(14)	Coka-Cola (I)	1400	(0720 / 0680)
	(07)	Hughes (I)	1397	(0727 / 0670)
12	(11)	CIGNA (I)	1385	(0699 / 0686)
13	(33)	Sun Micro (I)	1329	(0743 / 0586)
14	(09)	TI (I)	1243	(0638 / 0605)
15	(15)	Boeing (I)	1225	(0629 / 0596)
16	(17)	TRW (I)	0590	(0590 / 0000)



USCAA Field Event Scores  
TEAM JUMP

07/14/92

01-01	Rich Alexander	M 30	(1) AT & T (I)	@J	
	HJ	006'08.00 / 0	0	909	HJ
	LJ	020'04.25 / 019'07.50 / 015'05.25		740	LJ
				-----	
					1649
01-02	Kathy Harrison	F 25	(1) AT & T (I)	@J	
	LJ	018'07.25 / 018'06.25 / 019'00.25		827	LJ
					827 *
01-03	Alan Filaseta	M 30	(1) AT & T (I)	@J	
	HJ	005'10.00 / 0	0	795	HJ
01-04	Sammy White	M 55	(1) AT & T (I)	@J	
	HJ	005'00.00 / 0	0	923	HJ
	LJ	015'02.50 / 015'09.00 / 017'06.00		901	LJ
				-----	
					1824
				===== 1st	
				1649 + 1824 = 3473	
08-01	Billy Smith	M 40	(8) Exxon (I)	@J	
	HJ	005'10.00 / 0	0	897	HJ
	LJ	017'06.50 / 020'10.00 / 020'10.50		861	LJ
				-----	
					1758
08-02	Greg Brooks	M 45	(8) Exxon (I)	@J	
	HJ	005'04.00 / 0	0	865	HJ
	LJ	FOUL / 017'00.25 / 017'01.75		756	LJ
				-----	
					1621
08-03	Eunice Sealey	F 45	(8) Exxon (I)	@J	
				===== 2nd	
				1621 + 1758 = 3379	
03-01	Keith Witherspoon	M 35	(3) IBM (I)	@J	
	HJ	005'10.00 / 0	0	843	HJ
	LJ	021'10.50 / 022'01.00 / FOUL /		852	LJ
				-----	

1695

03-02 Tracy Hall F 30 (3) IBM (I) @J

HJ 005'00.00 / 0 0  
LJ 014'07.00 / 012'05.50 / 014'08.00

800 HJ  
685 LJ

-----  
1485

03-03 Rich Pardae M 50 (3) IBM (I) @J

LJ 014'09.00 / FOUL / PASS /

702 LJ

702 \*

===== 3rd  
1485 + 1695 = 3180

06-01 Ron Shields M 35 (6) Pac\*Tel (I) @J

HJ 005'10.00 / 0 0  
LJ 018'02.25 / 018'08.75 / 018'04.75

843 HJ  
723 LJ

-----  
1566

06-02 Kevin Seeman M 30 (6) Pac\*Tel (I) @J

HJ 005'10.00 / 0 0  
LJ 018'07.25 / 018'10.25 / 018'04.00

795 HJ  
686 LJ

-----  
1481

06-03 Mark Hoenig M 35 (6) Pac\*Tel (I) @J

HJ 005'08.00 / 0 0

819 HJ

06-04 Joe Sullivan M 55 (6) Pac\*Tel (I) @J

LJ FOUL / FOUL / 015'05.75

797 LJ

797 \*

===== 4th  
1481 + 1566 = 3047

30-01 Langley Proctor M 25 (30) Digital (I) @J

HJ 006'06.00 / 0 0  
LJ FOUL / 022'02.75 / FOUL /

848 HJ  
762 LJ

-----  
1610

30-02 Gregg Price M 25 (30) Digital (I) @J

HJ 006'06.00 / 0 0  
LJ 020'10.50 / FOUL / 019'10.50

848 HJ  
716 LJ

-----  
1564

===== 5th  
1564 + 1610 = 3174



04-01	Carol Gass	F 30	(4) Tenneco (I)	@J
	HJ	004'08.00 / 0	0	747 HJ
04-02	Anthony Wills	M 20	(4) Tenneco (I)	@J
	HJ	006'04.00 / 0	0	826 HJ
	LJ	019'00.25 / 019'07.25 / FOUL /		672 LJ
				-----
				1498
04-03	James Tunstall	M 25	(4) Tenneco (I)	@J
	HJ	006'04.00 / 0	0	826 HJ
	LJ	021'04.75 / 021'03.50 / FOUL /		734 LJ
				-----
				1560
04-04	Jim Sweet	M 30	(4) Tenneco (I)	@J
04-05	Jeff Hughes	M 40	(4) Tenneco (I)	@J
04-06	Wallace Hawkins	M 35	(4) Tenneco (I)	@J
	LJ	019'04.25 / 020'00.75 / PASS /		774 LJ
				774 *
14				===== 6th
17				1498 + 1560 = 3058
10-01	Bo Davis	M 50	(10) HP (I)	@J
	HJ	004'08.00 / 0	0	812 HJ
	LJ	012'09.00 / 013'04.75 / 012'11.75		638 LJ
				-----
				1450
10-02	Sally Spillman	F 25	(10) HP (I)	@J
	HJ	004'08.00 / 0	0	709 HJ
	LJ	FOUL / 016'05.25 / FOUL /		715 LJ
				-----
				1424
10-03	Rob Bong	M 45	(10) HP (I)	@J
	HJ	004'10.00 / 0	0	784 HJ
	LJ	FOUL / 018'02.00 / 018'06.75		819 LJ
				-----
				1603
				===== 7th
				1450 + 1603 = 3053
02-01	Dennis Owens	M 25	(2) GE (I)	@J
	HJ	006'02.00 / 0	0	804 HJ

1416 + 1459 = 2875

-01	Lita Alessandra	F 30	(9) TI (I)	@J	
	HJ	005'00.00 / 0	0	800	HJ
09-02	David Cannon	M 25	(9) TI (I)	@J	
	HJ	005'08.00 / 0	0	739	HJ
09-03	James Hurndon	M 30	(9) TI (I)	@J	
	LJ	013'11.00 / 016'07.75 / 016'05.25		605	LJ
					605 *
09-04	Layton Slaughter	M 35	(9) TI (I)	@J	
	LJ	014'04.75 / FOUL /	014'06.00	559	LJ
					559 *
09-05	Doug Jones	M 25	(9) TI (I)	@J	
	LJ	FOUL /	018'07.25 / 018'03.75	638	LJ
					638 *
				===== 13th	
				739 + 800 =	1539

17-01	Chris Chen	M 30	(17) TRW (I)	@J	
17-02	Tunde Akinyde	M 25	(17) TRW (I)	@J	
	HJ	004'10.00 / 0	0	630	HJ
	LJ	FOUL /	FOUL /	0	LJ
					-----
					630
17-03	Alan Cinco	M 30	(17) TRW (I)	@J	
	HJ	005'00.00 / 0	0	682	HJ
17-04	Mike Sherbo	M 40	(17) TRW (I)	@J	
	HJ	004'04.00 / 0	0	667	HJ
	LJ	FOUL /	013'05.50 / 014'03.75	590	LJ
					-----
					1257
				===== 14th	
				682 + 1257 =	1939

01	Hugh Manning	M 50	(15) Boeing (I)	@J	
	HJ	FOUL /	0	0	HJ
	LJ	FOUL /	012'04.00 / 013'02.50	629	LJ
					629 *

15-02 John MacIntyre M 30 (15) Boeing (I) @J  
 HJ 005'02.00 / 0 0 705 HJ  
 LJ FOUL / 016'04.75 / PASS / 596 LJ  
 -----  
 1301

15-03 Colin Ness M 30 (15) Boeing (I) @J

15-04 Jan Michleson F 30 (15) Boeing (I) @J

LJ 010'10.00 / FOUL / FOUL / 506 LJ  
 506 \*  
 ===== 15th  
 629 + 1301 = 1930

33-01 Ahmed Adam M 30 (33) Sun Micro (I) @J

LJ 019'07.00 / 019'11.00 / 020'05.25 743 LJ  
 743 \*

33-02 Vince Graham M 40 (33) Sun Micro (I) @J

LJ 013'03.50 / 014'02.50 / 013'10.50 586 LJ  
 586 \*  
 ===== 16th  
 586 + 743 = 1329

USCAA Field Event Scores  
 TEAM JUMP

07/14/92

01	(01) AT & T (I)	3473	(1824 / 1649)
02	(08) Exxon (I)	3379	(1758 / 1621)
03	(03) IBM (I)	3180	(1695 / 1485)
04	(30) Digital (I)	3174	(1610 / 1564)
05	(04) Tenneco (I)	3058	(1560 / 1498)
06	(10) HP (I)	3053	(1603 / 1450)
07	(06) Pac*Tel (I)	3047	(1566 / 1481)
08	(05) US West (I)	2999	(1557 / 1442)
09	(11) CIGNA (I)	2875	(1459 / 1416)
10	(14) Coka-Cola (I)	2313	(1544 / 0769)
11	(02) GE (I)	2269	(1465 / 0804)
12	(07) Hughes (I)	2210	(1477 / 0733)
13	(17) TRW (I)	1939	(1257 / 0682)
14	(15) Boeing (I)	1930	(1301 / 0629)
15	(09) TI (I)	1539	(0800 / 0739)
16	(33) Sun Micro (I)	1329	(0743 / 0586)

} Old way of  
 scoring.  
 FYI

DIVISION I/IA  
TEAM THROW

PLACE	TEAM NAME	DIVISION	TOTAL SCORE	TEAM CHAMPIONSHIP POINTS
1	Pacific Telesis	I	2981	50
2	General Electric	I	2896	45
3	Tenneco	I	2660	41
4	Hewlett-Packard	I	2530	38
5	AT&T	I	2459	36
6	US West	I	2328	35
7	Texas Instruments	I	2303	34
8	Exxon	I	2220	33
9	Hughes	I	2113	32
10	Rockwell	IA	1981	31
11	British Airways	IA	1949	30
12	Coca Cola	IA	1906	29
13	TRW	IA	1851	21
14	IBM	I	1796	20
15	CIGNA	IA	1595	19
16	Texaco	IA	1389	18
17	Boeing	IA	1206	17

USCAA Field Event Scores  
TEAM WTS

07/14/92

01	(06) Pac*Tel (I)	2981	(1587 / 1394)
02	(02) GE (I)	2896	(1504 / 1392)
03	(04) Tenneco (I)	2660	(1552 / 1108)
04	(10) HP (I)	2530	(1300 / 1230)
05	(01) AT & T (I)	2459	(1267 / 1192)
06	(05) US West (I)	2328	(1294 / 1034)
07	(09) TI (I)	2303	(1300 / 1003)
08	(08) Exxon (I)	2220	(1207 / 1013)
09	(07) Hughes (I)	2113	(1117 / 0996)
10	(13) Rockwell (I)	1981	(1110 / 0871)
11	(31) British Air (I)	1949	(1023 / 0926)
12	(14) Coka-Cola (I)	1906	(0968 / 0938)
13	(17) TRW (I)	1857	(0976 / 0881)
14	(03) IBM (I)	1796	(0920 / 0876)
15	(11) CIGNA (I)	1595	(0835 / 0760)
16	(16) Texaco (I)	1389	(0897 / 0492)
17	(15) Boeing (I)	1206	(0686 / 0520)



USCAA Field Event Scores  
TEAM WTS

07/14/92

06-07	Jim Hart	M 55	(6) Pac*Tel (I)	WT	
	SP-F	043'08.50 / 043'06.00 / 042'00.50		846	SP-F
	DS	136'02.00 / 140'10.00 / FOUL /		741	DS
				-----	
					1587
06-08	Val Olotoa	M 35	(6) Pac*Tel (I)	WT	
	SP-F	046'06.00 / 044'00.50 / 044'08.50		766	SP-F
	DS	135'00.00 / 135'10.00 / 134'09.00		628	DS
				-----	
					1394
06-09	George Whiting	M 60	(6) Pac*Tel (I)	WT	
	SP-F	039'05.00 / 036'05.25 / 037'09.50		712	SP-F
	DS	091'10.00 / 095'04.00 / 097'11.00		481	DS
				-----	
					1193
				===== 1st	
				1394 + 1587 = 2981	
02-07	Rudy Houg	M 55	(2) GE (I)	WT	
	SP-F	040'03.50 / 038'03.75 / 038'10.25		780	SP-F
	DS	133'01.00 / 137'07.00 / 133'04.00		724	DS
				-----	
					1504
02-08	Joe Johns	M 35	(2) GE (I)	WT	
	SP-F	045'05.25 / 044'05.75 / 045'04.25		749	SP-F
	DS	139'01.00 / 138'00.00 / FOUL /		643	DS
				-----	
					1392
02-09	Nick Neargarder	M 30	(2) GE (I)	WT	
	SP-F	043'11.75 / 041'07.75 / 042'02.75		661	SP-F
	DS	121'02.00 / 122'10.00 / 113'01.00		539	DS
				-----	
					1200
				===== 2nd	
				1392 + 1504 = 2896	

07-07	Lou Whitaker	M 50	(4) Tenneco (I)	WT	
	SP-F	029'09.00 /	028'03.50 /	029'04.50	546 SP-F
	DS	FOUL /	FOUL /	FOUL /	0 DS
					-----
					546
04-08	Danny Roberts	M 50	(4) Tenneco (I)	WT	
	SP-F	048'03.75 /	046'08.00 /	046'11.75	886 SP-F
	DS	FOUL /	135'00.00 /	128'10.00	666 DS
					-----
					1552
04-09	Tom Osborne	M 20	(4) Tenneco (I)	WT	
	SP-F	043'01.00 /	043'00.50 /	042'09.75	596 SP-F
	DS	FOUL /	116'08.00 /	FOUL /	512 DS
					-----
					1108
					===== 3rd
					1108 + 1552 = 2660
10-07	Ken Mead	M 35	(10) HP (I)	WT	
	SP-F	039'00.50 /	039'00.25 /	037'06.25	644 SP-F
	DS	126'09.00 /	122'09.00 /	120'07.00	586 DS
					-----
					1230
10-08	Scott Genthur	M 35	(10) HP (I)	WT	
	SP-F	037'03.00 /	FOUL /	036'00.25	614 SP-F
	DS	FOUL /	148'03.00 /	147'10.00	686 DS
					-----
					1300
					===== 4th
					1230 + 1300 = 2530
01-07	Jill Henderson	F 25	(1) AT & T (I)	WT	
	SP-F	044'11.50 /	041'05.00 /	043'02.75	717 SP-F
	DS	119'01.00 /	118'01.00 /	118'03.00	550 DS
					-----
					1267
01-08	Ed Johnson	M 65	(1) AT & T (I)	WT	

SP-F 031'00.75 / 030'07.50 / 030'01.75  
DS 100'01.00 / 101'08.00 / 093'08.00

643 SP-F  
549 DS

-----  
1192

01-09 John Otts M 55 (1) AT & T (I) WT

SP-F 037'10.00 / 034'07.50 / 036'05.75  
DS 080'00.00 / PASS / PASS /

732 SP-F  
421 DS

-----  
1153

===== 5th  
1192 + 1267 = 2459

05-07 Tom Johnson M 40 (5) US West (I) WT

SP-F 030'06.50 / 029'09.50 / 030'05.00  
DS 098'03.00 / 089'07.00 / 095'11.00

556 SP-F  
478 DS

-----  
1034

05-08 Theresa Mohr F 30 (5) US West (I) WT

SP-F 037'03.25 / 036'08.25 / 034'08.75  
DS FOUL / 070'01.00 / 070'02.00

629 SP-F  
324 DS

-----  
953

05-09 Dave Krell M 50 (5) US West (I) WT

SP-F 037'10.75 / 036'05.75 / 037'10.00  
DS 121'02.00 / FOUL / 121'04.00

695 SP-F  
599 DS

-----  
1294

===== 6th  
1034 + 1294 = 2328

09-07 Lonnie Lewis M 35 (9) TI (I) WT

SP-F 047'08.00 / 045'03.00 / 046'11.25  
DS FOUL / 111'01.00 / 101'02.00

786 SP-F  
514 DS

-----  
1300

09-08 Nate Rainey M 30 (9) TI (I) WT

SP-F 032'08.50 / 032'04.75 / 032'08.25  
DS 085'03.00 / 086'02.00 / 092'00.00

492 SP-F  
404 DS

-----  
896



09-09 Lynda Schupp F 40

(9) TI (I)

WT

SP-F 029'00.50 / 027'08.00 / 028'02.75  
DS 080'07.00 / 086'02.00 / 082'10.00

554 SP-F  
449 DS

-----  
1003

===== 7th  
1003 + 1300 = 2303

08-07 Gene Thacker M 50

(8) Exxon (I)

WT

SP-F 038'05.50 / 037'08.25 / 037'07.25  
DS 101'06.00 / FOUL / 080'05.00

706 SP-F  
501 DS

-----  
1207

08-08 Lee Hubbard M 40

(8) Exxon (I)

WT

SP-F 032'11.50 / 028'02.50 / 031'09.25  
DS 084'09.00 / 069'00.00 / 084'10.00

600 SP-F  
413 DS

-----  
1013

08-09 Bill Wutke M 40

(8) Exxon (I)

WT

SP-F 029'08.50 / 027'06.00 / 027'07.25  
DS 077'02.00 / 078'01.00 / 083'09.00

541 SP-F  
408 DS

-----  
949

===== 8th  
1013 + 1207 = 2220

07-07 Bob Elrdidge M 55

(7) Hughes (I)

WT

SP-F 032'06.50 / 031'07.75 / 031'07.50  
DS 092'07.00 / 091'09.00 / 086'10.00

630 SP-F  
487 DS

-----  
1117

07-08 Leo Mecials M 30

(7) Hughes (I)

WT

SP-F 037'07.75 / 035'01.75 / 036'10.25  
DS 098'00.00 / 093'09.00 / 086'08.00

566 SP-F  
430 DS

-----  
996

09 Clay Shannon M 30

(7) Hughes (I)

WT

DS 094'04.00 / 098'08.00 / 097'05.00

433 DS

-----  
433 \*

===== 9th  
996 + 1117 = 2113

-07 Floyd Schmidt M 50 (13) Rockwell (I) WT  
 SP-F 039'03.50 / 036'04.75 / 037'10.25 721 SP-F  
 DS FOUL / 078'09.00 / FOUL / 389 DS  
 -----  
 1110

13-08 John Sullivan M 35 (13) Rockwell (I) WT  
 SP-F 034'08.75 / 034'01.50 / 034'06.00 572 SP-F  
 DS FOUL / 064'08.00 / 060'06.00 299 DS  
 -----  
 871

13-09 Gordon Niva M 40 (13) Rockwell (I) WT  
 SP-F 024'09.50 / 023'07.75 / 024'03.50 451 SP-F  
 DS FOUL / 066'01.00 / 068'08.00 334 DS  
 -----  
 785  
 ===== 10th  
 871 + 1110 = 1981

31-07 Janet Smith F 25 (31) British Air (I) WT  
 SP-F 028'02.50 / FOUL / 025'04.50 450 SP-F  
 DS 103'01.00 / 081'07.00 / 087'01.00 476 DS  
 -----  
 926

31-08 Caroline Manning F 20 (31) British Air (I) WT  
 SP-F 035'01.00 / 035'00.25 / 034'04.00 560 SP-F  
 DS 097'02.00 / 092'00.00 / 100'04.00 463 DS  
 -----  
 1023  
 ===== 11th  
 926 + 1023 = 1949

14-07 Royce Wills M 30 (14) Coka-Cola (I) WT  
 SP-F 028'10.75 / FOUL / 027'05.25 434 SP-F  
 DS 114'09.00 / 106'02.00 / 099'04.00 504 DS  
 -----  
 938

14-08 Phil Wrye M 25 (14) Coka-Cola (I) WT

SP-F 033'11.00 / 032'00.25 / 033'04.25  
DS 113'08.00 / 110'08.00 / 111'08.00

469 SP-F  
499 DS

-----  
968

14-09 Ann Stapinski F 30

(14) Coka-Cola (I)

WT

DS 069'11.00 / 070'02.00 / 059'06.00

324 DS

324 \*

===== 12th  
938 + 968 = 1906

17-07 Pete Michaels M 30

(17) TRW (I)

WT

SP-F 035'04.00 / 031'06.00 / 030'09.00  
DS 093'06.00 / 101'03.00 / 099'06.00

531 SP-F  
445 DS

-----  
976

17-08 Chris Chen M 30

(17) TRW (I)

WT

SP-F 029'06.50 / 027'09.25 / 028'07.00  
DS 099'06.00 / 075'07.00 / 078'02.00

444 SP-F  
437 DS

-----  
881

17-09 Gary Joseph M 35

(17) TRW (I)

WT

===== 13th  
881 + 976 = 1857

03-07 Rich Pardae M 50

(3) IBM (I)

WT

SP-F 027'00.25 / 024'06.75 / PASS /  
DS 076'11.00 / 061'01.00 / 061'01.00

496 SP-F  
380 DS

-----  
876

03-08 Francisco Verduzco M 40

(3) IBM (I)

WT

SP-F 029'03.75 / 026'02.00 / 028'08.75  
DS 060'03.00 / 079'02.00 / 064'11.00

534 SP-F  
386 DS

-----  
920

===== 14th  
876 + 920 = 1796

11-07 Lisa Fonseca F 25

(11) CIGNA (I)

WT

SP-F 029'06.75 / 027'08.50 / 028'03.50  
DS 053'10.00 / 052'07.00 / 062'05.00

472 SP-F  
288 DS

-----  
760

11-08 Rhoda Daniels F 25 (11) CIGNA (I)

WT

SP-F 025'03.00 / 024'06.50 / 023'10.75  
DS 049'00.00 / 052'07.00 / 049'10.00

403 SP-F  
243 DS

-----  
646

11-09 Joe Gong M 35 (11) CIGNA (I)

WT

SP-F 030'01.25 / 028'07.75 / 029'00.00  
DS 070'04.00 / 073'04.00 / 071'01.00

496 SP-F  
339 DS

-----  
835

===== 15th

16-07 Michael Hall M 30 (16) Texaco (I)

WT

SP-F 032'09.00 / 030'10.25 / 032'02.75  
DS 087'09.00 / 085'07.00 / 092'04.00

492 SP-F  
405 DS

-----  
897

16-08 Harry Windham M 45 (16) Texaco (I)

WT

===== 16th  
492 + 897 = 1389

15-07 John MacIntyre M 30 (15) Boeing (I)

WT

SP-F 025'08.00 / 025'03.25 / 024'09.00  
DS 059'09.00 / 061'08.00 / 068'05.00

386 SP-F  
300 DS

-----  
686

15-08 Dee Terrell F 30 (15) Boeing (I)

WT

SP-F 025'04.00 / 022'07.00 / 023'01.25

428 SP-F

15-09 Ray Moses M 55 (15) Boeing (I)

WT

SP-F 026'10.25 / 021'10.50 / 025'04.00  
DS 000'00.00 / FOUL / FOUL /

520 SP-F  
0 DS

-----  
520

===== 17th  
520 + 686 = 1206

**DIVISION I/IA  
WOMEN'S 5K ROAD RACE**

PLACE	TEAM NAME	DIVISION	TOTAL SCORE	TEAM CHAMPIONSHIP POINTS
1	General Electric	I	7 *	50
2	AT&T	I	7	45
3	Pacific Telesis	I	10	41
4	IBM	I	11	38
5	Tenneco	I	20	36
6	Texas Instruments	I	22	35
7	Exxon	I	24	34
8	US West	I	31	33
9	Hewlett-Packard	I	38	32
10	Boeing	IA	39 *	31
11	Coca Cola	IA	39	30
12	Hughes	I	42	29
13	CIGNA	IA	44	21
14	TRW	IA	49	20
15	Rockwell	IA	59	19

\* Wins tie-breaker.

07/22/92

USCAA Nationals (UCI '92)  
3.1 - WOMEN

# Race Results

PL	Name	Time	Sex / PL	Div / PL	Race#	Pace
1		0:17:01		1	1	220 5:29
2	Wiebe. Heath*Exx	0:17:25	F 1	25-29 1	153	5:37
3	Christfully.*Boe	0:17:36	F 2	25-29 2	165	5:41
4		0:17:59		2	2	951 5:48
5	Hlavka. Cory*Ten	0:18:23	F 3	35-39 1	136	5:56
6	Gaydos. Laur*GEL	0:18:28	F 4	30-34 1	099	5:57
7	Serratelli.T*ATT	0:18:31	F 5	25-29 3	264	5:58
8	Kupper. Cath*GEL	0:18:34	F 6	30-34 2	104	5:59
9	Hamilton. Je*GEL	0:18:35	F 7	30-34 3	088	6:00
10		0:18:36		3	3	932 6:00
11	Tirrito. Deb*IBM	0:18:41	F 8	35-39 2	116	6:02
12	Ludwigson. L*GEL	0:18:42	F 9	01-24 1	097	6:02
13	McCarroll. S*IBM	0:18:43	F 10	25-29 4	118	6:02
14	John. Stepha*IBM	0:18:54	F 11	30-34 4	117	6:06
15		0:18:59		4	4	952 6:07
16	McWhorter. S*Cok	0:19:00	F 12	25-29 5	223	6:08
17	McKinnon. Ja*Exx	0:19:02	F 13	30-34 5	154	6:08
18	Hallquist. J*GEL	0:19:06	F 14	25-29 6	090	6:10
19	Gottung. Bet*GEL	0:19:09	F 15	30-34 6	093	6:11
20	Stevens. Kat*GEL	0:19:10	F 16	35-39 3	089	6:11
21	Jackson. Col*TIn	0:19:21	F 17	01-24 2	352	6:15
22	Arter. Julie*Hug	0:19:21	F 18	30-34 7	324	6:15
23		0:19:22		5	5	993 6:15
24	Hansen. Kath*ATT	0:19:31	F 19	30-34 8	254	6:18
25	Simpson. Jer*GEL	0:19:36	F 20	35-39 4	103	6:19
26	Taylor. Joan*TIn	0:19:40	F 21	30-34 9	348	6:21
27	Ruf. Amy *Exx	0:19:43	F 22	30-34 10	156	6:22
28	Foltinel.Sha*Cok	0:19:46	F 23	30-34 11	222	6:23
29		0:19:47		6	6	954 6:23
30		0:19:48		7	7	976 6:23
31	Spach. Susan*HPk	0:19:49	F 24	35-39 5	050	6:24
32	Kraft. Laure*TIn	0:19:50	F 25	30-34 12	354	6:24
33	Merritt. Noe*IBM	0:19:51	F 26	01-24 3	119	6:24
34	Taylor. Joy *HPk	0:19:52	F 27	35-39 6	052	6:25
35	Pickthal. Sa*Ten	0:19:53	F 28	25-29 7	133	6:25
36		0:19:54		8	8	936 6:25
37		0:19:55		9	9	928 6:25
38	Beer. Cindy *ATT	0:20:13	F 29	01-24 4	247	6:31
39	Alexander.Ca*Cok	0:20:18	F 30	25-29 8	221	6:33
40	Hunter. Beck*ATT	0:20:21	F 31	35-39 7	258	6:34
41	Melillo. Rit*Ten	0:20:24	F 32	01-24 5	135	6:35
42		0:20:27		10	10	992 6:36
43	Plana. Dee *TIn	0:20:31	F 33	35-39 8	347	6:37
44	Potterfield.*GEL	0:20:35	F 34	35-39 9	091	6:38
45	Braithwaite.*USW	0:20:36	F 35	35-39 10	005	6:39
46		0:20:37		11	11	953 6:39
47	Nydan. Mona *USW	0:20:38	F 36	35-39 11	009	6:39
48	Lyons. Cathe*CIG	0:20:40	F 37	35-39 12	204	6:40
49	Connell. Mar*Ten	0:20:44	F 38	30-34 13	138	6:41
50	Todderud. La*Boe	0:20:45	F 39	30-34 14	168	6:42

51	Hager. Diann*TIIn	0:20:52	F	40	35-39	13	350	6:44
52	Tennant. Wil*Pac	0:20:53	F	41	40-44	1	046	6:44
53		0:20:54		12		12	923	6:45
54	Wei. Nao *GEL	0:20:59	F	42	35-39	14	098	6:46
55		0:21:08		13		13	950	6:49
56		0:21:09		14		14	925	6:49
57	Alkana. Jayn*Boe	0:21:10	F	43	45-49	1	167	6:50
58	Zucker. Gail*Pac	0:21:11	F	44	40-44	2	047	6:50
59		0:21:14		15		15	949	6:51
60		0:21:15		16		16	960	6:51
61	Hayden. Caro*ATT	0:21:16	F	45	45-49	2	256	6:52
62	Hardin. Nanc*ATT	0:21:23	F	46	50-54	1	255	6:54
63		0:21:28		17		17	896	6:55
64	Chmaj. Debbi*GEL	0:21:29	F	47	40-44	3	094	6:56
65	Horowitz. Li*ATT	0:21:30	F	48	40-44	4	257	6:56
66		0:21:39		18		18	897	6:59
67	Bronk. Loret*Amg	0:21:39	F	49	40-44	5	382	6:59
68	Dixon. Jeann*ATT	0:21:50	F	50	40-44	6	249	7:03
69		0:21:51		19		19	962	7:03
70	Rizzo. Maria*GEL	0:21:52	F	51	45-49	3	100	7:03
71		0:21:54		20		20	922	7:04
72		0:21:54		21		21	930	7:04
73	Stickle. Edd*Pac	0:21:57	F	52	50-54	2	049	7:05
74	Mullis. Tren*Cok	0:22:01	F	53	35-39	15	225	7:06
75	Grabow. Nata*ATT	0:22:02	F	54	45-49	4	252	7:06
76		0:22:03		22		22	934	7:07
77	Hayes. Brend*TIIn	0:22:08	F	55	40-44	7	349	7:08
78		0:22:08		23		23	977	7:08
79	Noack. Holly*Pac	0:22:09	F	56	30-34	15	041	7:09
80	Hayes. Sue *USW	0:22:11	F	57	30-34	16	004	7:09
IAN TIME								
81	Lance. Maure*Pac	0:22:12	F	58	40-44	8	044	7:10
82	Moriarty. So*TIIn	0:22:13	F	59	45-49	5	351	7:10
83	St Clair. Chr*ATT	0:22:15	F	60	40-44	9	263	7:11
84		0:22:16		24		24	895	7:11
85		0:22:17		25		25	881	7:11
86	Bianchi. Mar*CIG	0:22:26	F	61	25-29	9	209	7:14
87		0:22:31		26		26	933	7:16
88		0:22:33		27		27	931	7:16
89		0:22:35		28		28	948	7:17
90	Ramirez. Mar*USW	0:22:36	F	62	40-44	10	057	7:17
91	Kurtz. Lori *CIG	0:22:44	F	63	30-34	17	207	7:20
92	Richardson. J*ATT	0:22:47	F	64	55-99	1	261	7:21
93	Uresti. Yola*Ten	0:22:49	F	65	40-44	11	134	7:22
94		0:22:53		29		29	929	7:23
95	Scott. Eliza*ATT	0:22:55	F	66	45-49	6	262	7:24
96	Rome-Kuhn. G*IBM	0:22:56	F	67	55-99	2	120	7:24
97	Russel. Rene*Roc	0:23:03	F	68	45-49	7	229	7:26
98		0:23:06		30		30	935	7:27
99	Colley. Sue *HPk	0:23:12	F	69	35-39	16	053	7:29
100	Grimm. Bever*GEL	0:23:13	F	70	40-44	12	096	7:29
101	Raygoza. Deb*Pac	0:23:14	F	71	30-34	18	042	7:30
102		0:23:18		31		31	882	7:31
103	Robbins. Sue*Roc	0:23:23	F	72	45-49	8	230	7:33
104	Barry. Geral*GEL	0:23:26	F	73	50-54	3	092	7:34
105	Nelson. Lou *USW	0:23:30	F	74	50-54	4	007	7:35
106	Stohl. Franc*ATT	0:23:33	F	75	45-49	9	387	7:36
107	Murray. Doer*Pac	0:23:35	F	76	50-54	5	048	7:36
108	Frecentese. L*CIG	0:23:39	F	77	30-34	19	205	7:38
109	Fong-Baker. L*GEL	0:23:47	F	78	40-44	13	095	7:40
110	Miller. Sand*ATT	0:23:55	F	79	40-44	14	388	7:43
111	Linn. Nancy *CIG	0:23:59	F	80	35-39	17	206	7:44

112	Luna. Bea *Pac	0:24:02	F	81	40-44	15	045	7:45
113	Deniz. Lynee*Hug	0:24:03	F	82	30-34	20	325	7:45
114	Porep. Barba*ATT	0:24:09	F	83	35-39	18	392	7:47
115		0:24:20		32		32	937	7:51
116	Skudlark. An*ATT	0:24:20	F	84	35-39	19	265	7:51
117	Odegard. Car*Roc	0:24:24	F	85	30-34	21	364	7:52
118		0:24:28		33		33	894	7:54
119	Norris. Shei*Hug	0:24:32	F	86	35-39	20	327	7:55
120		0:24:32		34		34	919	7:55
121	Lavallee. Di*GEL	0:24:33	F	87	45-49	10	102	7:55
122	Brown. Marty*CIG	0:24:36	F	88	40-44	16	203	7:56
123		0:24:39		35		35	946	7:57
124	Elwell. Mary*TRW	0:24:42	F	89	50-54	6	380	7:58
125		0:24:47		36		36	917	8:00
126		0:24:48		37		37	924	8:00
127	Vandenbroek.*ATT	0:24:49	F	90	40-44	17	391	8:00
128	Cornwell. Je*USW	0:24:58	F	91	50-54	7	006	8:03
129	Stephens.Mar*HPK	0:25:05	F	92	45-49	11	051	8:05
130		0:25:07		38		38	975	8:06
131	Chambers.Flo*ATT	0:25:09	F	93	55-99	3	248	8:07
132		0:25:12		39		39	920	8:08
133		0:25:32		40		40	926	8:14
134		0:25:32		41		41	883	8:14
135	Swinnerton. *USW	0:25:51	F	94	35-39	21	010	8:20
136	Yang. Nancy *Hug	0:25:54	F	95	25-29	10	398	8:21
137		0:26:07		42		42	991	8:25
138	Viscusi. San*Boe	0:26:13	F	96	30-34	22	166	8:27
139	Han. Marie *CIG	0:26:14	F	97	25-29	11	212	8:28
140	Alquist. Tin*Amg	0:26:21	F	98	35-39	22	381	8:30
141	Piper. Mary *ATT	0:26:22	F	99	55-99	4	260	8:30
142		0:26:23		43		43	947	8:31
143	Tran. Diane *CIG	0:26:28	F	100	25-29	12	211	8:32
144		0:26:50		44		44	927	8:39
145		0:26:54		45		45	899	8:41
146	Burns. Ratin*TRW	0:27:06	F	101	25-29	13	379	8:45
147	Martin. Ann *Hug	0:27:18	F	102	55-99	5	326	8:48
148	Luco. Joann *Exx	0:27:27	F	103	50-54	8	155	8:51
149	Farley. Dot *ATT	0:27:32	F	104	55-99	6	251	8:53
150		0:27:33		46		46	981	8:53
151		0:27:39		47		47	921	8:55
152		0:28:03		48		48	990	9:03
153		0:28:26		49		49	980	9:10
154	Herndon. Fra*Ten	0:28:38	F	105	55-99	7	137	9:14
155		0:29:26		50		50	959	9:30
156	Parnella. El*Roc	0:30:19	F	106	30-34	23	363	9:47
157	DeChantillon*TRW	0:30:30	F	107	45-49	12	377	9:50
158		0:31:09		51		51	918	10:03
159	Nguyen. Kim *TRW	0:32:36	F	108	40-44	18	378	10:31
160	Draheim. Jan*ATT	0:33:27	F	109	50-54	9	250	10:47
161		0:35:51		52		52	979	11:34

Ave TIME is 0:22:45.4

Age # of Course  
Division Parts Record

# = Broke AGE GROUP course record

01-24(J) - 5 0:17:16 Mary Salomone (IBM '87)

25-29(K) - 13 0:17:18 Lorraine Hochella (Tenneco '88)

30-34(L) - 23 0:17:45



Laurie Madson (AT&T '86) & Cory Hlavka (Tenneco '88)

35-39(M) - 22	0:18:02	A Waters (GE '86)
-44(N) - 18	0:18:12	Linda Mantynen (Delta '91)
45-49(O) - 12	0:18:28	Jane Arnold (CIGNA '86)
50-54(P) - 9	0:20:22	Rome Grace (IBM '87)
55-99(Q) - 7	0:22:44	Sue Medaglia (Exxon '90)

\* - 52

-----

161

07/22/92

USCAA Nationals (UCI '92)  
3.1 - WOMEN

# Race Results

PL	Name	Time	Sex / PL	Div / PL	Race#	Pace	%/pts
<b>GEL (2-b) : 1st</b>							
006	Gaydos. Laura	0:18:28	F 4	30-34 1	099	5:57	961
008	Kupper. Cathy	0:18:34	F 6	30-34 2	104	5:59	956
009	Hamilton. Jeffy	0:18:35	F 7	30-34 3	088	6:00	955
012	Ludwigson. Liz	0:18:42	F 9	01-24 1	097	6:02	923
018	Hallquist. Julia	0:19:06	F 14	25-29 6	090	6:10	906
019	Gottung. Beth	0:19:09	F 15	30-34 6	093	6:11	927
020	Stevens. Kathy	0:19:10	F 16	35-39 3	089	6:11	941
025	Simpson. Jeryl	0:19:36	F 20	35-39 4	103	6:19	920
044	Potterfield. Joan	0:20:35	F 34	35-39 9	091	6:38	876
054	Wei. Nao	0:20:59	F 42	35-39 14	098	6:46	859
064	Chmaj. Debbie	0:21:29	F 47	40-44 3	094	6:56	847
070	Rizzo. Maria	0:21:52	F 51	45-49 3	100	7:03	845
100	Grimm. Beverly	0:23:13	F 70	40-44 12	096	7:29	784
104	Barry. Geraldine	0:23:26	F 73	50-54 3	092	7:34	869
109	Fong-Baker. Linda	0:23:47	F 78	40-44 13	095	7:40	765
121	Lavallee. Diane	0:24:33	F 87	45-49 10	102	7:55	752

GEL (2-b) : Total PTs for 4 scorers ( 1 1 2 3 ) is = 7 ( 3146 %/pts)

Gaydos. Laura  
Ludwigson. Liz  
Kupper. Cathy  
Hamilton. Jeffy

PL	Name	Time	Sex / PL	Div / PL	Race#	Pace	%/pts
<b>ATT (1-a) : 2nd</b>							
007	Serratelli. Trace	0:18:31	F 5	25-29 3	264	5:58	934
024	Hansen. Kathy	0:19:31	F 19	30-34 8	254	6:18	909
038	Beer. Cindy	0:20:13	F 29	01-24 4	247	6:31	854
040	Hunter. Becky	0:20:21	F 31	35-39 7	258	6:34	886
061	Hayden. Carol	0:21:16	F 45	45-49 2	256	6:52	868
062	Hardin. Nancy	0:21:23	F 46	50-54 1	255	6:54	952
065	Horowitz. Linda	0:21:30	F 48	40-44 4	257	6:56	847
068	Dixon. Jeannie	0:21:50	F 50	40-44 6	249	7:03	834
075	Grabow. Natalie	0:22:02	F 54	45-49 4	252	7:06	838
083	St Clair. Christy	0:22:15	F 60	40-44 9	263	7:11	818
092	Richardson. Joann	0:22:47	F 64	55-99 1	261	7:21	998
095	Scott. Elizabeth	0:22:55	F 66	45-49 6	262	7:24	806
106	Stohl. Frances	0:23:33	F 75	45-49 9	387	7:36	784
110	Miller. Sandy	0:23:55	F 79	40-44 14	388	7:43	761
114	Porep. Barbara	0:24:09	F 83	35-39 18	392	7:47	747
116	Skudlark. Ann	0:24:20	F 84	35-39 19	265	7:51	741
127	Vandenbroek. Debb	0:24:49	F 90	40-44 17	391	8:00	733
131	Chambers. Floreen	0:25:09	F 93	55-99 3	248	8:07	904
141	Piper. Mary	0:26:22	F 99	55-99 4	260	8:30	862
149	Farley. Dot	0:27:32	F 104	55-99 6	251	8:53	826
160	Drabheim. Jan	0:28:27	F 100	55-99 7			

ATT (1-a) : Total PTs for 4 scorers ( 1 1 2 3 ) is = 7 ( 2830 %/pts)  
 Hardin. Nancy  
 Richardson. Joann  
 Hayden. Carol  
 Serratelli. Trace

PL	Name	Time	Sex / PL	Div / PL	Race#	Pace	%/pts
<b>Pac (6-f) : 3rd</b>							
052	Tennant. Willie	0:20:53	F 41	40-44 1	046	6:44	872
058	Zucker. Gail	0:21:11	F 44	40-44 2	047	6:50	859
073	Stickle. Edda	0:21:57	F 52	50-54 2	049	7:05	928
079	Noack. Holly	0:22:09	F 56	30-34 15	041	7:09	801
081	Lance. Maureen	0:22:12	F 58	40-44 8	044	7:10	820
101	Raygoza. Debbie	0:23:14	F 71	30-34 18	042	7:30	764
107	Murray. Doerte	0:23:35	F 76	50-54 5	048	7:36	864
112	Luna. Bea	0:24:02	F 81	40-44 15	045	7:45	757

Pac (6-f) : Total PTs for 4 scorers ( 1 2 2 5 ) is = 10 ( 3142 %/pts)  
 Tennant. Willie  
 Zucker. Gail  
 Stickle. Edda  
 Murray. Doerte

PL	Name	Time	Sex / PL	Div / PL	Race#	Pace	%/pts
<b>IBM (3-c) : 4th</b>							
011	Tirrito. Debbie	0:18:41	F 8	35-39 2	116	6:02	965
013	McCarroll. Sheri	0:18:43	F 10	25-29 4	118	6:02	924
014	John. Stephanie	0:18:54	F 11	30-34 4	117	6:06	939
033	Merritt. Noelle	0:19:51	F 26	01-24 3	119	6:24	870
096	Rome-Kuhn. Grace	0:22:56	F 67	55-99 2	120	7:24	991

IBM (3-c) : Total PTs for 4 scorers ( 2 2 3 4 ) is = 11 ( 3698 %/pts)  
 Tirrito. Debbie  
 Rome-Kuhn. Grace  
 Merritt. Noelle  
 McCarroll. Sheri

PL	Name	Time	Sex / PL	Div / PL	Race#	Pace	%/pts
<b>Ten (4-d) : 5th</b>							
005	Hlavka. Cory	0:18:23	F 3	35-39 1	136	5:56	981
035	Pickthal. Sally	0:19:53	F 28	25-29 7	133	6:25	870
041	Melillo. Rita	0:20:24	F 32	01-24 5	135	6:35	846
049	Connell. Mary	0:20:44	F 38	30-34 13	138	6:41	856
093	Uresti. Yolanda	0:22:49	F 65	40-44 11	134	7:22	798
154	Herndon. Fran	0:28:38	F 105	55-99 7	137	9:14	794

Ten (4-d) : Total PTs for 4 scorers ( 1 5 7 7 ) is = 20 ( 3294 %/pts)  
 Hlavka. Cory  
 Melillo. Rita  
 Pickthal. Sally  
 Herndon. Fran

PL	Name	Time	Sex / PL	Div / PL	Race#	Pace	%/pts
<b>TIn (9-i) : 6th</b>							

021	Jackson. Coleen	0:19:21	F	17	01-24	2	352	6:15	892
026	Taylor. Joan	0:19:40	F	21	30-34	9	348	6:21	903
032	Kraft. Laureen	0:19:50	F	25	30-34	12	354	6:24	895
043	Plana. Dee	0:20:31	F	33	35-39	8	347	6:37	879
051	Hager. Dianna	0:20:52	F	40	35-39	13	350	6:44	864
077	Hayes. Brenda	0:22:08	F	55	40-44	7	349	7:08	822
082	Moriarty. Sofia	0:22:13	F	59	45-49	5	351	7:10	831

TIn (9-i) : Total PTs for 4 scorers ( 2 5 7 8 ) is = 22 ( 3396 %/pts)  
 Jackson. Coleen  
 Moriarty. Sofia  
 Hayes. Brenda  
 Plana. Dee

PL	Name	Time	Sex / PL	Div / PL	Race#	Pace	%/pts
<b>Exx (8-h) : 7th</b>							
002	Wiebe. Heather	0:17:25	F 1	25-29 1	153	5:37	993
017	McKinnon. Jan	0:19:02	F 13	30-34 5	154	6:08	933
027	Ruf. Amy	0:19:43	F 22	30-34 10	156	6:22	900
148	Luco. Joann	0:27:27	F 103	50-54 8	155	8:51	742

Exx (8-h) : Total PTs for 4 scorers ( 1 5 8 10 ) is = 24 ( 3568 %/pts)  
 Wiebe. Heather  
 McKinnon. Jan  
 Luco. Joann  
 Ruf. Amy

PL	Name	Time	Sex / PL	Div / PL	Race#	Pace	%/pts
<b>USW (5-e) : 8th</b>							
045	Braithwaite. K	0:20:36	F 35	35-39 10	005	6:39	875
047	Nydan. Mona	0:20:38	F 36	35-39 11	009	6:39	874
080	Hayes. Sue	0:22:11	F 57	30-34 16	004	7:09	800
090	Ramirez. Mary	0:22:36	F 62	40-44 10	057	7:17	805
105	Nelson. Lou	0:23:30	F 74	50-54 4	007	7:35	867
128	Cornwell. Jean	0:24:58	F 91	50-54 7	006	8:03	816
135	Swinnerton. J	0:25:51	F 94	35-39 21	010	8:20	698

USW (5-e) : Total PTs for 4 scorers ( 4 7 10 10 ) is = 31 ( 3119 %/pts)  
 Nelson. Lou  
 Cornwell. Jean  
 Braithwaite. K  
 Ramirez. Mary

PL	Name	Time	Sex / PL	Div / PL	Race#	Pace	%/pts
<b>HPk (11-k) : 9th</b>							

HPk (11-k) : Total PTs for 4 scorers ( \*\*\*\*

PL	Name	Time	Sex / PL	Div / PL	Race#	Pace	%/pts
<b>Boe (15-o) : 10th</b>							
003	Christfully. Kara	0:17:36	F 2	25-29 2	165	5:41	983
050	Todderud. Laura	0:20:45	F 39	30-34 14	168	6:42	855
057	Alkana. Jayne	0:21:10	F 43	45-49 1	167	6:50	870

138 Viscusi. Sandy 0:26:13 F 96 30-34 22 166 8:27 677

Boe (15-o) : Total PTs for 4 scorers ( 1 2 14 22 ) is = 39 ( 3387 %/pts)

Alkana. Jayne  
Christfully.Kara  
Todderud. Laura  
Viscusi. Sandy

PL Name Time Sex / PL Div / PL Race# Pace %/pts  
**Cok (14-n) : 11th**

016 McWhorter. Susan 0:19:00 F 12 25-29 5 223 6:08 911  
028 Foltinel.Shannon 0:19:46 F 23 30-34 11 222 6:23 898  
039 Alexander.Caroly 0:20:18 F 30 25-29 8 221 6:33 852  
074 Mullis. Trenice 0:22:01 F 53 35-39 15 225 7:06 819

Cok (14-n) : Total PTs for 4 scorers ( 5 8 11 15 ) is = 39 ( 3480 %/pts)

McWhorter. Susan  
Alexander.Caroly  
Foltinel.Shannon  
Mullis. Trenice

PL Name Time Sex / PL Div / PL Race# Pace %/pts  
**Hug (7-g) : 12th**

022 Arter. Julie 0:19:21 F 18 30-34 7 324 6:15 917  
113 Deniz. Lynee 0:24:03 F 82 30-34 20 325 7:45 738  
119 Norris. Sheila 0:24:32 F 86 35-39 20 327 7:55 735  
136 Yang. Nancy 0:25:54 F 95 25-29 10 398 8:21 668  
147 Martin. Ann 0:27:18 F 102 55-99 5 326 8:48 833

Hug (7-g) : Total PTs for 4 scorers ( 5 7 10 20 ) is = 42 ( 2974 %/pts)

Martin. Ann  
Arter. Julie  
Yang. Nancy  
Deniz. Lynee

PL Name Time Sex / PL Div / PL Race# Pace %/pts  
**CIG (11-k) : 13th**

048 Lyons. Catherine 0:20:40 F 37 35-39 12 204 6:40 873  
086 Bianchi. Mary 0:22:26 F 61 25-29 9 209 7:14 771  
091 Kurtz. Lori 0:22:44 F 63 30-34 17 207 7:20 781  
108 Frecentese.Leann 0:23:39 F 77 30-34 19 205 7:38 751  
111 Linn. Nancy 0:23:59 F 80 35-39 17 206 7:44 752  
122 Brown. Marty 0:24:36 F 88 40-44 16 203 7:56 740  
139 Han. Marie 0:26:14 F 97 25-29 11 212 8:28 659  
143 Tran. Diane 0:26:28 F 100 25-29 12 211 8:32 654

CIG (11-k) : Total PTs for 4 scorers ( 9 11 12 12 ) is = 44 ( 2804 %/pts)

Bianchi. Mary  
Han. Marie  
Lyons. Catherine  
Tran. Diane

PL Name Time Sex / PL Div / PL Race# Pace %/pts  
**TRW (17-q) : 14th**

124	Elwell. Mary	0:24:42	F	89	50-54	6	380	7:58	825
146	Burns. Ratina	0:27:06	F	101	25-29	13	379	8:45	638
157	DeChantillon.Eve	0:30:30	F	107	45-49	12	377	9:50	605
159	Nguyen. Kim	0:32:36	F	108	40-44	18	378	10:31	558

TRW (17-q) : Total PTs for 4 scorers ( 6 12 13 18 ) is = 49 ( 2626 %/pts)  
 Elwell. Mary  
 DeChantillon.Eve  
 Burns. Ratina  
 Nguyen. Kim

PL	Name	Time	Sex / PL	Div / PL	Race#	Pace	%/pts
<b>Roc (13-m) : 15th</b>							
097	Russel. Renee	0:23:03	F 68	45-49 7	229	7:26	801
103	Robbins. Sue	0:23:23	F 72	45-49 8	230	7:33	790
117	Odegard. Carolyn	0:24:24	F 85	30-34 21	364	7:52	727
156	Parnella. Elaine	0:30:19	F 106	30-34 23	363	9:47	585

Roc (13-m) : Total PTs for 4 scorers ( 7 8 21 23 ) is = 59 ( 2903 %/pts)  
 Russel. Renee  
 Robbins. Sue  
 Odegard. Carolyn  
 Parnella. Elaine

#### Road Race Team Standings

1	ATT	7	
2	GEL	7	** TB **
3	Pac	10	
4	IBM	11	
5	Ten	20	
6	TIn	22	
7	Exx	24	
8	USW	31	
9	Cok	39	
10	Boe	39	** TB **
11	Hug	42	
12	CIG	44	
13	TRW	49	
14	Roc	59	

PL	Name	Time	Sex / PL	Div / PL	Race#	Pace	%/pts
012	Ludwigson. L*GEL	0:18:42	F 9	01-24 1	097	6:02	923
021	Jackson. Col*TIn	0:19:21	F 17	01-24 2	352	6:15	892
033	Merritt. Noe*IBM	0:19:51	F 26	01-24 3	119	6:24	870
038	Beer. Cindy *ATT	0:20:13	F 29	01-24 4	247	6:31	854
041	Melillo. Rit*Ten	0:20:24	F 32	01-24 5	135	6:35	846

PL	Name	Time	Sex / PL	Div / PL	Race#	Pace	%/pts
002	Wiebe. Heath*Exx	0:17:25	F 1	25-29 1	153	5:37	993
003	Christfully.*Boe	0:17:36	F 2	25-29 2	165	5:41	983
007	Serratelli.T*ATT	0:18:31	F 5	25-29 3	264	5:58	934
013	McCarroll. S*IBM	0:18:43	F 10	25-29 4	118	6:02	924
016	McWhorter. S*Cok	0:19:00	F 12	25-29 5	223	6:08	911
018	Hallquist. J*GEL	0:19:06	F 14	25-29 6	090	6:10	906
035	Pickthal. Sa*Ten	0:19:53	F 28	25-29 7	133	6:25	870
039	Alexander.Ca*Cok	0:20:18	F 30	25-29 8	221	6:33	852
086	Bianchi. Mar*CIG	0:22:26	F 61	25-29 9	209	7:14	771
136	Yang. Nancy *Hug	0:25:54	F 95	25-29 10	398	8:21	668
139	Han. Marie *CIG	0:26:14	F 97	25-29 11	212	8:28	659
143	Tran. Diane *CIG	0:26:28	F 100	25-29 12	211	8:32	654
146	Burns. Ratin*TRW	0:27:06	F 101	25-29 13	379	8:45	638

PL	Name	Time	Sex / PL	Div / PL	Race#	Pace	%/pts
006	Gaydos. Laur*GEL	0:18:28	F 4	30-34 1	099	5:57	961
008	Kupper. Cath*GEL	0:18:34	F 6	30-34 2	104	5:59	956
009	Hamilton. Je*GEL	0:18:35	F 7	30-34 3	088	6:00	955
014	John. Stepha*IBM	0:18:54	F 11	30-34 4	117	6:06	939
017	McKinnon. Ja*Exx	0:19:02	F 13	30-34 5	154	6:08	933
019	Gottung. Bet*GEL	0:19:09	F 15	30-34 6	093	6:11	927
022	Arter. Julie*Hug	0:19:21	F 18	30-34 7	324	6:15	917
024	Hansen. Kath*ATT	0:19:31	F 19	30-34 8	254	6:18	909
026	Taylor. Joan*TIn	0:19:40	F 21	30-34 9	348	6:21	903
027	Ruf. Amy *Exx	0:19:43	F 22	30-34 10	156	6:22	900
028	Foltinel.Sha*Cok	0:19:46	F 23	30-34 11	222	6:23	898
032	Kraft. Laure*TIn	0:19:50	F 25	30-34 12	354	6:24	895
049	Connell. Mar*Ten	0:20:44	F 38	30-34 13	138	6:41	856
050	Todderud. La*Boe	0:20:45	F 39	30-34 14	168	6:42	855
079	Noack. Holly*Pac	0:22:09	F 56	30-34 15	041	7:09	801
080	Hayes. Sue *USW	0:22:11	F 57	30-34 16	004	7:09	800
091	Kurtz. Lori *CIG	0:22:44	F 63	30-34 17	207	7:20	781
101	Raygoza. Deb*Pac	0:23:14	F 71	30-34 18	042	7:30	764
108	Frecentese.L*CIG	0:23:39	F 77	30-34 19	205	7:38	751
113	Deniz. Lynee*Hug	0:24:03	F 82	30-34 20	325	7:45	738
117	Odegard. Car*Roc	0:24:24	F 85	30-34 21	364	7:52	727
138	Viscusi. San*Boe	0:26:13	F 96	30-34 22	166	8:27	677
156	Parnella. El*Roc	0:30:19	F 106	30-34 23	363	9:47	585

PL	Name	Time	Sex / PL	Div / PL	Race#	Pace	%/pts
005	Hlavka. Cory*Ten	0:18:23	F 3	35-39 1	136	5:56	981
011	Tirrito. Deb*IBM	0:18:41	F 8	35-39 2	116	6:02	965
020	Stevens. Kat*GEL	0:19:10	F 16	35-39 3	089	6:11	941
025	Simpson. Jer*GEL	0:19:36	F 20	35-39 4	103	6:19	920
031	Spach. Susan*HPk	0:19:49	F 24	35-39 5	050	6:24	910
034	Taylor. Joy *HPk	0:19:52	F 27	35-39 6	052	6:25	908
040	Hunter. Beck*ATT	0:20:21	F 31	35-39 7	258	6:34	886
043	Plana. Dee *TIn	0:20:31	F 33	35-39 8	347	6:37	879
044	Potterfield.*GEL	0:20:35	F 34	35-39 9	091	6:38	876
045	Braithwaite.*USW	0:20:36	F 35	35-39 10	005	6:39	875
047	Nydan. Mona *USW	0:20:38	F 36	35-39 11	000	6:40	874

048	Lyons. Cathe*CIG	0:20:40	F	37	35-39	12	204	6:40	873
051	Hager. Diann*TIn	0:20:52	F	40	35-39	13	350	6:44	864
054	Wei. Nao *GEL	0:20:59	F	42	35-39	14	098	6:46	859
074	Mullis. Tren*Cok	0:22:01	F	53	35-39	15	225	7:06	819
099	Colley. Sue *HPk	0:23:12	F	69	35-39	16	053	7:29	777
111	Linn. Nancy *CIG	0:23:59	F	80	35-39	17	206	7:44	752
114	Porep. Barba*ATT	0:24:09	F	83	35-39	18	392	7:47	747
116	Skudlark. An*ATT	0:24:20	F	84	35-39	19	265	7:51	741
119	Norris. Shei*Hug	0:24:32	F	86	35-39	20	327	7:55	735
135	Swinnerton. *USW	0:25:51	F	94	35-39	21	010	8:20	698
140	Alquist. Tin*Amg	0:26:21	F	98	35-39	22	381	8:30	684

PL	Name	Time	Sex / PL	Div / PL	Race#	Pace	%/pts
052	Tennant. Wil*Pac	0:20:53	F 41	40-44 1	046	6:44	872
058	Zucker. Gail*Pac	0:21:11	F 44	40-44 2	047	6:50	859
064	Chmaj. Debbi*GEL	0:21:29	F 47	40-44 3	094	6:56	847
065	Horowitz. Li*ATT	0:21:30	F 48	40-44 4	257	6:56	847
067	Bronk. Loret*Amg	0:21:39	F 49	40-44 5	382	6:59	841
068	Dixon. Jeann*ATT	0:21:50	F 50	40-44 6	249	7:03	834
077	Hayes. Brend*TIn	0:22:08	F 55	40-44 7	349	7:08	822
081	Lance. Maure*Pac	0:22:12	F 58	40-44 8	044	7:10	820
083	St Clair. Chr*ATT	0:22:15	F 60	40-44 9	263	7:11	818
090	Ramirez. Mar*USW	0:22:36	F 62	40-44 10	057	7:17	805
093	Uresti. Yola*Ten	0:22:49	F 65	40-44 11	134	7:22	798
100	Grimm. Bever*GEL	0:23:13	F 70	40-44 12	096	7:29	784
109	Fong-Baker. L*GEL	0:23:47	F 78	40-44 13	095	7:40	765
110	Miller. Sand*ATT	0:23:55	F 79	40-44 14	388	7:43	761
112	Luna. Bea *Pac	0:24:02	F 81	40-44 15	045	7:45	757
122	Brown. Marty*CIG	0:24:36	F 88	40-44 16	203	7:56	740
127	Vandenbroek.*ATT	0:24:49	F 90	40-44 17	391	8:00	733
159	Nguyen. Kim *TRW	0:32:36	F 108	40-44 18	378	10:31	558

PL	Name	Time	Sex / PL	Div / PL	Race#	Pace	%/pts
057	Alkana. Jayn*Boe	0:21:10	F 43	45-49 1	167	6:50	872
061	Hayden. Caro*ATT	0:21:16	F 45	45-49 2	256	6:52	868
070	Rizzo. Maria*GEL	0:21:52	F 51	45-49 3	100	7:03	845
075	Grabow. Nata*ATT	0:22:02	F 54	45-49 4	252	7:06	838
082	Moriarty. So*TIn	0:22:13	F 59	45-49 5	351	7:10	831
095	Scott. Eliza*ATT	0:22:55	F 66	45-49 6	262	7:24	806
097	Russel. Rene*Roc	0:23:03	F 68	45-49 7	229	7:26	801
103	Robbins. Sue*Roc	0:23:23	F 72	45-49 8	230	7:33	790
106	Stohl. Franc*ATT	0:23:33	F 75	45-49 9	387	7:36	784
121	Lavallee. Di*GEL	0:24:33	F 87	45-49 10	102	7:55	752
129	Stephens. Mar*HPk	0:25:05	F 92	45-49 11	051	8:05	736
157	DeChantillon*TRW	0:30:30	F 107	45-49 12	377	9:50	605

PL	Name	Time	Sex / PL	Div / PL	Race#	Pace	%/pts
062	Hardin. Nanc*ATT	0:21:23	F 46	50-54 1	255	6:54	952
073	Stickle. Edd*Pac	0:21:57	F 52	50-54 2	049	7:05	928
104	Barry. Geral*GEL	0:23:26	F 73	50-54 3	092	7:34	869
105	Nelson. Lou *USW	0:23:30	F 74	50-54 4	007	7:35	867
107	Murray. Doer*Pac	0:23:35	F 76	50-54 5	048	7:36	864
124	Elwell. Mary*TRW	0:24:42	F 89	50-54 6	380	7:58	825
128	Cornwell. Je*USW	0:24:58	F 91	50-54 7	006	8:03	816
148	Luco. Joann *Exx	0:27:27	F 103	50-54 8	155	8:51	742
160	Draheim. Jan*ATT	0:33:27	F 109	50-54 9	250	10:47	609

PL	Name	Time	Sex / PL	Div / PL	Race#	Pace	%/pts
----	------	------	----------	----------	-------	------	-------



092	Richardson.J*ATT	0:22:47	F	64	55-99 1	261	7:21	998
096	Rome-Kuhn. G*IBM	0:22:56	F	67	55-99 2	120	7:24	991
131	Chambers.Flo*ATT	0:25:09	F	93	55-99 3	248	8:07	904
141	Piper. Mary *ATT	0:26:22	F	99	55-99 4	260	8:30	862
147	Martin. Ann *Hug	0:27:18	F	102	55-99 5	326	8:48	833
149	Farley. Dot *ATT	0:27:32	F	104	55-99 6	251	8:53	826
154	Herndon. Fra*Ten	0:28:38	F	105	55-99 7	137	9:14	794

PL	Name	Time	Sex / PL	Div / PL	Race#	Pace	%/pts
----	------	------	----------	----------	-------	------	-------

DIVISION I/IA  
MEN'S 5K ROAD RACE

PLACE	TEAM NAME	DIVISION	TOTAL SCORE	TEAM CHAMPIONSHIP POINTS
1	AT&T	I	9	50
2	General Electric	I	10	45
3	US West	I	15	41
4	CIGNA	IA	21	38
5	Pacific Telesis	I	27	36
6	Tenneco	I	29	35
7	Texas Instruments	I	36	34
8	Hughes	I	40	33
9	Rockwell	IA	45	32
10	IBM	I	49	31
11	Exxon	I	65	30
12	Boeing	IA	68	29
13	TRW	IA	74	21
14	Coca Cola	IA	97	20

07/12/92

# Race Results

USCAA Nationals (UCI '92)

News Sk  
Div I

PL	Name	Time	Sex / PL	Div / PL	Race#	Pace	%/pts
<b>ATT (1-a) : 1st</b>							
2	Severude. Al	0:15:20	M 2	25-29 2	304	4:57	977
6	Gerber. Mark	0:15:37	M 6	25-29 4	279	5:02	959
8	Fischer. Dan	0:15:47	M 8	30-34 2	278	5:05	937
21	Melissas. Dave	0:16:13	M 20	01-24 2	292	5:14	906
26	Peacher. Tom	0:16:22	M 22	30-34 6	296	5:17	903
27	Riano. Ernesto	0:16:24	M 23	35-39 3	301	5:17	916
29	Neupauer. Tom	0:16:29	M 25	30-34 7	294	5:19	897
33	Cubbison. Jack	0:16:36	M 27	45-49 2	273	5:21	963
34	Mazer. Mike	0:16:37	M 28	25-29 10	394	5:22	902
47	Whiteside. Jay	0:16:51	M 38	35-39 5	312	5:26	891
50	Villarosa. Lou	0:16:56	M 41	40-44 8	310	5:28	922
60	Reitz. Jim	0:17:16	M 47	45-49 3	300	5:34	926
62	Keogh. George	0:17:17	M 49	45-49 4	287	5:35	925
66	Acre. Curtis	0:17:22	M 53	40-44 10	268	5:36	899
73	Taveras. Elias	0:17:34	M 59	45-49 7	308	5:40	910
95	Stotlar. Richard	0:18:00	M 74	50-54 2	307	5:48	909
103	LaChance. Rich	0:18:09	M 82	45-49 14	288	5:51	881
108	Mutichelknaus. Low	0:18:17	M 86	50-54 4	293	5:54	895
109	Smith. Frank	0:18:19	M 87	50-54 5	306	5:55	894
117	Robinson. Joe	0:18:28	M 94	40-44 21	302	5:57	846
122	Meech. Bob	0:18:39	M 99	50-54 9	291	6:01	878
123	Daniels. Roger	0:18:41	M 100	55-59 2	275	6:02	940
129	Plymale. Wayne	0:18:49	M 105	40-44 22	298	6:04	830
131	Kasten. Alexander	0:18:50	M 107	55-59 4	286	6:05	933
# 135	Connors. Russ	0:18:55	M 110	60-99 1	272	6:06	1019
138	Hoffman. John	0:18:56	M 113	45-49 19	282	6:06	844
143	Putnam. Lou	0:19:06	M 117	45-49 20	001	6:10	837
149	Faherty. Dave	0:19:15	M 121	45-49 22	277	6:13	830
150	Webb. Steve	0:19:18	M 122	45-49 23	311	6:14	828
154	Guttenberger. Jef	0:19:24	M 126	50-54 11	281	6:15	844
158	Turley. Bill	0:19:27	M 127	60-99 2	309	6:16	991
166	Monroe. Chris	0:19:41	M 133	40-44 30	390	6:21	793
170	Presley. Don	0:19:49	M 136	55-59 7	299	6:24	886
174	Panaccione. Warre	0:19:54	M 140	55-59 8	295	6:25	883
190	Lowder. Bill	0:20:27	M 150	40-44 33	289	6:36	764
191	Dirago. George	0:20:28	M 151	55-59 11	276	6:36	858
193	Ryza. Pete	0:20:34	M 153	40-44 34	303	6:38	759
196	Compton. Carl	0:20:42	M 154	30-34 16	393	6:41	714
200	Peterson. Ken	0:20:51	M 158	60-99 7	297	6:44	924
218	Sloan. Jim	0:21:48	M 172	45-49 32	305	7:02	733
227	Adrid. Phil	0:22:40	M 179	40-44 36	389	7:19	689

T (1-a) : Total PTs for 5 scorers ( 1 2 2 2 2 ) is = 9 ( 3659 %/pts)

Connors. Russ  
Severude. Al  
Fischer. Dan  
Melissas. Dave  
Cubbison. Jack

PL	Name	Time	Sex / PL	Div / PL	Race#	Pace	%/pts
<b>GE (2-b) : 2nd</b>							
3	Cumbo. John	0:15:28	M 3	25-29 3	072	4:59	969
7	Morganti. Jeff	0:15:42	M 7	25-29 5	059	5:04	954
10	Udovich. Kirk	0:15:56	M 9	30-34 3	062	5:08	928
11	Huey. Eric	0:15:58	M 10	30-34 4	058	5:09	926
13	Kirk. Peter	0:16:01	M 12	35-39 1	070	5:10	938
19	Barrett. Mike	0:16:06	M 18	35-39 2	074	5:12	933
24	Gross. Mike	0:16:18	M 21	01-24 3	061	5:15	902
28	Wayte. Peter	0:16:27	M 24	45-49 1	071	5:18	972
38	Galloway. Gary	0:16:44	M 32	40-44 6	086	5:24	933
49	Colborn. Rob	0:16:54	M 40	35-39 6	065	5:27	889
51	Cheriguene. Slimn	0:16:57	M 42	35-39 7	076	5:28	886
52	Banevicius. John	0:17:03	M 43	30-34 9	064	5:30	867
54	Leonard. Tom	0:17:08	M 44	35-39 8	069	5:32	876
78	Ferguson. Darryl	0:17:38	M 62	45-49 8	073	5:41	906
88	Walsh. Hugh	0:17:49	M 67	30-34 12	082	5:45	830
90	White. Ken	0:17:51	M 69	45-49 12	081	5:45	895
92	Homeyer. Tom	0:17:56	M 71	40-44 15	066	5:47	871
130	King. Dave	0:18:49	M 106	40-44 23	077	6:04	830
132	Kurz. Wally	0:18:50	M 108	55-59 5	078	6:05	933
167	Sproul. Al	0:19:43	M 134	50-54 14	060	6:22	830
180	Dickerson. Larry	0:20:10	M 144	60-99 4	067	6:30	955
188	Romesburg. Eph	0:20:24	M 148	60-99 5	079	6:35	944
207	Coe. Gordon	0:21:11	M 164	55-59 13	063	6:50	829
220	Wei. Peter	0:21:58	M 174	40-44 35	080	7:05	711
241	Berkery. Jack	0:28:07	M 192	40-44 37	075	9:04	555

GE (2-b) : Total PTs for 5 scorers ( 1 1 2 3 3 ) is = 10 ( 3755 %/pts)  
 Kirk. Peter  
 Wayte. Peter  
 Barrett. Mike  
 Cumbo. John  
 Udovich. Kirk

PL	Name	Time	Sex / PL	Div / PL	Race#	Pace	%/pts
<b>USW (5-e) : 3rd</b>							
# 4	Hatcher. Jim	0:15:30	M 4	40-44 1	013	5:00	1008
5	Sheely. Joe	0:15:34	M 5	30-34 1	012	5:01	950
16	Cruz. Tar	0:16:05	M 15	25-29 8	020	5:11	932
42	McMiller. Justin	0:16:47	M 34	01-24 4	011	5:25	876
93	Beattie. Jack	0:17:57	M 72	50-54 1	014	5:47	912
112	Yoldonski. Ed	0:18:24	M 90	45-49 16	015	5:56	869

USW (5-e) : Total PTs for 5 scorers ( 1 1 1 4 8 ) is = 15 ( 4539 %/pts)  
 Hatcher. Jim  
 Sheely. Joe  
 Beattie. Jack  
 McMiller. Justin  
 Cruz. Tar

PL	Name	Time	Sex / PL	Div / PL	Race#	Pace	%/pts
<b>CIG (11-k) : 4th</b>							
1	Garrett. Daniel	0:15:13	M 1	25-29 1	196	4:55	985
17	Hixson. Thomas	0:16:05	M 16	01-24 1	199	5:11	914

20	Parks. Robert	0:16:08	M	19	40-44	3	180	5:12	968
31	Feder. Daniel	0:16:35	M	26	25-29	9	194	5:21	904
69	Horbatiuk. Kevin	0:17:25	M	55	35-39	11	187	5:37	862
85	Gormally. Eric	0:17:47	M	65	40-44	13	177	5:44	878
91	England. Tim	0:17:52	M	70	40-44	14	182	5:46	874
98	Houk. Joseph	0:18:05	M	77	40-44	16	178	5:50	864
102	Wieland. Ken	0:18:08	M	81	40-44	18	179	5:51	861
105	Pestinger. Ken	0:18:14	M	84	40-44	20	181	5:53	856
106	Porcello. David	0:18:16	M	85	30-34	14	189	5:54	809
111	Carlson. Dave	0:18:22	M	89	35-39	15	184	5:55	818
118	Masterson. Bill	0:18:30	M	95	50-54	7	173	5:58	885
124	Atzert. Gregg	0:18:43	M	101	45-49	18	175	6:02	854
173	Huddock. Bill	0:19:54	M	139	40-44	31	198	6:25	785
182	Pouch. Ken	0:20:16	M	145	45-49	27	176	6:32	789
201	Kelly. Patrick	0:20:52	M	159	35-39	23	183	6:44	720
226	Hickey. John	0:22:37	M	178	60-99	11	171	7:18	852
232	Limesand. Dan	0:23:19	M	184	30-34	17	191	7:31	634
233	Walters. Vernon	0:23:24	M	185	50-54	19	174	7:33	699

CIG (11-k) : Total PTs for 5 scorers ( 1 1 3 7 9 ) is = 21 ( 3627 %/pts)

Garrett. Daniel  
Hixson. Thomas  
Parks. Robert  
Masterson. Bill  
Feder. Daniel

PL Name Time Sex / PL Div / PL Race# Pace %/pts  
Pac (6-f) : 5th

18	Lanzarin. Ed	0:16:06	M	17	40-44	2	003	5:12	970
36	Hunter. Dave	0:16:43	M	30	40-44	5	026	5:24	934
37	DePriest. Roger	0:16:43	M	31	35-39	4	023	5:24	898
65	Goldman. Len	0:17:21	M	52	45-49	5	030	5:36	921
72	Valdez. Rich	0:17:31	M	58	40-44	11	027	5:39	892
89	Curtis. Alan	0:17:51	M	68	45-49	11	029	5:45	895
94	Stevens. Mark	0:17:58	M	73	30-34	13	022	5:48	823
99	Torres. Phil	0:18:05	M	78	35-39	14	024	5:50	830
120	Olsen. Ken	0:18:35	M	97	30-34	15	021	6:00	796

MEAN TIME

152	Garcia. Dave	0:19:21	M	124	40-44	28	025	6:15	807
153	Patrick. Mike	0:19:23	M	125	40-44	29	032	6:15	806
165	Selby. Jerry	0:19:40	M	132	50-54	13	036	6:21	832
185	Grubert. Carl	0:20:21	M	146	50-54	15	034	6:34	804
197	Major. Jack	0:20:42	M	155	50-54	16	035	6:41	791
199	Carter. Butch	0:20:49	M	157	45-49	28	028	6:43	768
203	O'Brien. Bill	0:21:02	M	161	55-59	12	038	6:47	835
204	Speidel. Rich	0:21:08	M	162	45-49	29	033	6:49	756
238	Schmidt. Al	0:23:42	M	190	55-59	21	039	7:39	741

Pac (6-f) : Total PTs for 5 scorers ( 2 4 5 5 11 ) is = 27 ( 3852 %/pts)

Lanzarin. Ed  
DePriest. Roger  
Hunter. Dave  
Goldman. Len  
Valdez. Rich

PL Name Time Sex / PL Div / PL Race# Pace %/pts  
Ten (4-d) : 6th

57	Rodev. Steve	0:17:13	M	45	35-39	9	127	5:33	872
----	--------------	---------	---	----	-------	---	-----	------	-----

68	Denman. Dean	0:17:25	M	54	45-49	6	124	5:37	918
70	Bunnell. Mike	0:17:26	M	56	01-24	6	123	5:37	848
100	Seward. George	0:18:06	M	79	40-44	17	129	5:50	863
119	Hart. Barry	0:18:34	M	96	50-54	8	125	5:59	882
126	Allison. Tony	0:18:45	M	103	35-39	18	122	6:03	801
128	Naylor. Chester	0:18:48	M	104	55-59	3	126	6:04	934
140	Brown. Jeff	0:19:02	M	115	40-44	25	130	6:08	820
192	Scott. Bob	0:20:31	M	152	60-99	6	128	6:37	939
229	Mendola. PJ	0:22:46	M	181	60-99	12	131	7:21	846

Ten (4-d) : Total PTs for 5 scorers ( 3 6 6 6 8 ) is = 29 ( 4173 %/pts)  
 Naylor. Chester  
 Denman. Dean  
 Bunnell. Mike  
 Scott. Bob  
 Hart. Barry

PL	Name	Time	Sex / PL	Div / PL	Race#	Pace	%/pts		
<b>TI (9-i) : 7th</b>									
12	Varga. Chad	0:16:00	M	11	30-34	5	356	5:10	924
14	Underwood. Mark	0:16:04	M	13	25-29	6	360	5:11	933
40	Jenkins. Michael	0:16:45	M	33	40-44	7	357	5:24	932
71	Roman. Mark	0:17:26	M	57	35-39	12	355	5:37	861
113	King. Rio	0:18:25	M	91	50-54	6	358	5:56	889
136	Plana. Miguel	0:18:55	M	111	35-39	19	402	6:06	794

TI (9-i) : Total PTs for 5 scorers ( 5 6 6 7 12 ) is = 36 ( 4400 %/pts)  
 Varga. Chad  
 Underwood. Mark  
 King. Rio  
 Jenkins. Michael  
 Roman. Mark

PL	Name	Time	Sex / PL	Div / PL	Race#	Pace	%/pts		
<b>Hug (7-g) : 8th</b>									
45	Estrada. Ramon	0:16:48	M	36	25-29	11	332	5:25	892
48	Trissel. Dave	0:16:54	M	39	25-29	12	346	5:27	887
63	Tanzer. Herb	0:17:18	M	50	40-44	9	345	5:35	903
64	Anderson. Ken	0:17:20	M	51	30-34	11	329	5:35	853
77	Norris. John	0:17:38	M	61	40-44	12	338	5:41	886
81	Bergren. Dennis	0:17:44	M	64	45-49	10	330	5:43	901
104	Adams. Bill	0:18:13	M	83	40-44	19	328	5:53	857
159	Smotrysts. Steve	0:19:29	M	128	35-39	20	342	6:17	771
163	Devine. Pat	0:19:36	M	131	60-99	3	331	6:19	983
189	Stocksdale. Kim	0:20:26	M	149	40-44	32	343	6:35	764
202	Nobuto. Albert	0:20:53	M	160	60-99	8	339	6:44	923
206	Sillat. Uve	0:21:10	M	163	35-39	24	341	6:50	709
216	Martin. John	0:21:40	M	170	55-59	15	336	6:59	811
219	Sather. Mike	0:21:52	M	173	60-99	10	340	7:03	881
224	Krick. Willard	0:22:35	M	176	55-59	18	399	7:17	778
225	Stanchfield. Shaw	0:22:35	M	177	35-39	25	344	7:17	665
228	Chrisenberry. Jef	0:22:44	M	180	25-29	15	400	7:20	659

Hug (7-g) : Total PTs for 5 scorers ( 3 8 9 10 10 ) is = 40 ( 3568 %/pts)  
 Devine. Pat  
 Nobuto. Albert  
 Tanzer. Herb  
 Bergren. Dennis

Sather. Mike

PL	Name	Time	Sex / PL	Div / PL	Race#	Pace	%/pts
<b>c (13-m) : 9th</b>							
44	Araujo. John	0:16:47	M 35	01-24 5	239	5:25	876
121	Hoo. Kie Soo	0:18:38	M 98	25-29 13	240	6:01	804
137	Tuohino. Jeff	0:18:56	M 112	01-24 8	245	6:06	776
139	Hicks. David	0:19:01	M 114	01-24 9	242	6:08	773
142	Liming. Paul	0:19:05	M 116	40-44 26	234	6:09	818
145	Cassen. Quent	0:19:09	M 118	50-54 10	236	6:11	855
148	Niva. Gordon	0:19:12	M 120	40-44 27	233	6:12	813
162	Hill. Alex	0:19:35	M 130	45-49 25	237	6:19	816
214	Heller. Jim	0:21:32	M 168	45-49 31	235	6:57	742
231	Escobosa. Al	0:23:08	M 183	60-99 13	243	7:28	833
237	Hopper. Walter	0:23:40	M 189	35-39 26	238	7:38	635

Roc (13-m) : Total PTs for 5 scorers ( 5 8 9 10 13 ) is = 45 ( 3730 %/pts)  
Araujo. John  
Tuohino. Jeff  
Hicks. David  
Cassen. Quent  
Hoo. Kie Soo

PL	Name	Time	Sex / PL	Div / PL	Race#	Pace	%/pts
<b>IBM (3-c) : 10th</b>							
15	McKee. Kevin	0:16:05	M 14	25-29 7	106	5:11	932
46	Horan. Marty	0:16:50	M 37	30-34 8	107	5:26	878
97	Peller. Jim	0:18:04	M 76	55-59 1	112	5:50	972
114	Pinion. Walter	0:18:26	M 92	35-39 16	113	5:57	815
198	Egan. Larry	0:20:47	M 156	50-54 17	111	6:42	787
210	Pardue. Rich	0:21:18	M 166	50-54 18	114	6:52	768

IBM (3-c) : Total PTs for 5 scorers ( 1 7 8 16 17 ) is = 49 ( 4180 %/pts)  
Peller. Jim  
McKee. Kevin  
Horan. Marty  
Pinion. Walter  
Egan. Larry

PL	Name	Time	Sex / PL	Div / PL	Race#	Pace	%/pts
<b>Exx (8-h) : 11th</b>							
79	Bird. Doug	0:17:42	M 63	45-49 9	145	5:43	903
96	Millar. Roy	0:18:01	M 75	45-49 13	148	5:49	887
125	Vasser. Sandy	0:18:44	M 102	35-39 17	147	6:03	802
160	Stone. Bill	0:19:30	M 129	50-54 12	317	6:17	839
179	Mehlberg. Dave	0:20:06	M 143	35-39 22	150	6:29	747
239	Smith. Bill	0:23:52	M 191	60-99 14	149	7:42	807

Exx (8-h) : Total PTs for 5 scorers ( 9 12 13 14 17 ) is = 65 ( 4082 %/pts)  
Bird. Doug  
Stone. Bill  
Millar. Roy  
Smith. Bill  
Vasser. Sandy

PL	Name	Time	Sex / PL	Div / PL	Race#	Pace	%/pts
<b>Boe (15-o) : 12th</b>							
147	Brixey. Steve	0:19:11	M 119	45-49 21	161	6:11	833
169	Sparks. Clyde	0:19:48	M 135	55-59 6	158	6:23	887
186	Wright. Larry	0:20:22	M 147	55-59 10	159	6:34	863
212	Anderson. Parry	0:21:21	M 167	55-59 14	157	6:53	823
223	Moses. Ray	0:22:19	M 175	55-59 17	160	7:12	787

Boe (15-o) : Total PTs for 5 scorers ( 6 10 14 17 21 ) is = 68 ( 4193 %/pts)

Sparks. Clyde  
Wright. Larry  
Anderson. Parry  
Moses. Ray  
Brixey. Steve

PL	Name	Time	Sex / PL	Div / PL	Race#	Pace	%/pts
<b>TRW (17-q) : 13th</b>							
116	Kuegler. Rich	0:18:28	M 93	45-49 17	372	5:57	866
177	Levine. Mark	0:20:04	M 142	55-59 9	375	6:28	875
215	Vitale. Bob	0:21:38	M 169	60-99 9	374	6:59	891
230	Scarborough. Jim	0:23:04	M 182	55-59 19	373	7:26	762
234	Elwell. Jim	0:23:25	M 186	55-59 20	371	7:33	750

TRW (17-q) : Total PTs for 5 scorers ( 9 9 17 19 20 ) is = 74 ( 4144 %/pts)

Levine. Mark  
Vitale. Bob  
Kuegler. Rich  
Scarborough. Jim  
Elwell. Jim

PL	Name	Time	Sex / PL	Div / PL	Race#	Pace	%/pts
<b>Cok (14-n) : 14th</b>							
59	Whiteley. Paul	0:17:15	M 46	35-39 10	214	5:34	871
86	Lecteres. Alex	0:17:48	M 66	01-24 7	213	5:45	826
134	English. Pat	0:18:54	M 109	40-44 24	219	6:06	826
171	Stapleton. Perry	0:19:52	M 137	45-49 26	218	6:25	805
208	Emerson. Greg	0:21:12	M 165	45-49 30	215	6:50	754

Cok (14-n) : Total PTs for 5 scorers ( 7 10 24 26 30 ) is = 97 ( 4082 %/pts)

Lecteres. Alex  
Whiteley. Paul  
English. Pat  
Stapleton. Perry  
Emerson. Greg

Ave TIME is 0:18:52.4

Age Division	# of Parts	Course Record	
01-24(A)	- 9	0:14:42	Charles Alexander (HP '88)
25-29(B)	- 15	0:14:59	Steve Oliver (GE '88)

# = Broke AGE GROUP course record



07/11/92

## USCAA Nationals (UCI '92)

MENS SK  
Div I

PL	Name	Time	Sex / PL	Div / PL	Race#	Pace	%/pts
17	Hixson. Thom*CIG	0:16:05	M 16	01-24 1	199	5:11	914
21	Melissas. Da*ATT	0:16:13	M 20	01-24 2	292	5:14	906
24	Gross. Mike *GE	0:16:18	M 21	01-24 3	061	5:15	902
42	McMiller. Ju*USW	0:16:47	M 34	01-24 4	011	5:25	876
44	Araujo. John*Roc	0:16:47	M 35	01-24 5	239	5:25	876
70	Bunnell. Mik*Ten	0:17:26	M 56	01-24 6	123	5:37	843
86	Lecteres. Al*Cok	0:17:48	M 66	01-24 7	213	5:45	826
137	Tuohino. Jef*Roc	0:18:56	M 112	01-24 8	245	6:06	776
139	Hicks. David*Roc	0:19:01	M 114	01-24 9	242	6:08	773

PL	Name	Time	Sex / PL	Div / PL	Race#	Pace	%/pts
1	Garrett. Dan*CIG	0:15:13	M 1	25-29 1	196	4:55	985
2	Severude. Al*ATT	0:15:20	M 2	25-29 2	304	4:57	977
3	Cumbo. John *GE	0:15:28	M 3	25-29 3	072	4:59	969
6	Gerber. Mark*ATT	0:15:37	M 6	25-29 4	279	5:02	959
7	Morganti. Je*GE	0:15:42	M 7	25-29 5	059	5:04	954
14	Underwood. M*TI	0:16:04	M 13	25-29 6	360	5:11	933
15	McKee. Kevin*IBM	0:16:05	M 14	25-29 7	106	5:11	932
16	Cruz. Tar *USW	0:16:05	M 15	25-29 8	020	5:11	932
31	Feder. Danie*CIG	0:16:35	M 26	25-29 9	194	5:21	904
34	Mazer. Mike *ATT	0:16:37	M 28	25-29 10	394	5:22	902
45	Estrada. Ram*Hug	0:16:48	M 36	25-29 11	332	5:25	892
48	Trissel. Dav*Hug	0:16:54	M 39	25-29 12	346	5:27	887
121	Hoo. Kie Soo*Roc	0:18:38	M 98	25-29 13	240	6:01	804
172	<b>Chtourou. Michael</b>	<b>0:19:53</b>	<b>M 138</b>	<b>25-29 14</b>	<b>401</b>	<b>6:25</b>	<b>754</b>
228	Chrisenberry*Hug	0:22:44	M 180	25-29 15	400	7:20	659

PL	Name	Time	Sex / PL	Div / PL	Race#	Pace	%/pts
5	Sheely. Joe *USW	0:15:34	M 5	30-34 1	012	5:01	950
8	Fischer. Dan*ATT	0:15:47	M 8	30-34 2	278	5:05	937
10	Udovich. Kir*GE	0:15:56	M 9	30-34 3	062	5:08	928
11	Huey. Eric *GE	0:15:58	M 10	30-34 4	058	5:09	926
12	Varga. Chad *TI	0:16:00	M 11	30-34 5	356	5:10	924
26	Peacher. Tom*ATT	0:16:22	M 22	30-34 6	296	5:17	903
29	Neupauer. To*ATT	0:16:29	M 25	30-34 7	294	5:19	897
46	Horan. Marty*IBM	0:16:50	M 37	30-34 8	107	5:26	878
52	Banevicius. *GE	0:17:03	M 43	30-34 9	064	5:30	867
61	<b>Goldsworthy. Keit</b>	<b>0:17:17</b>	<b>M 48</b>	<b>30-34 10</b>	<b>396</b>	<b>5:35</b>	<b>855</b>

64	Anderson. Ke*Hug	0:17:20	M 51	30-34 11	329	5:35	853
88	Walsh. Hugh *GE	0:17:49	M 67	30-34 12	082	5:45	830
94	Stevens. Mar*Pac	0:17:58	M 73	30-34 13	022	5:48	823
106	Porcello. Da*CIG	0:18:16	M 85	30-34 14	189	5:54	809

120	Olsen. Ken *Pac	0:18:35	M	97	30-34	15	021	6:00	796
MEAN TIME									
196	Compton. Car*ATT	0:20:42	M	154	30-34	16	393	6:41	714
232	Limesand. Da*CIG	0:23:19	M	184	30-34	17	191	7:31	634
236	<b>Sibiger. Scott</b>	<b>0:23:38</b>	<b>M</b>	<b>188</b>	<b>30-34</b>	<b>18</b>	<b>383</b>	<b>7:37</b>	<b>626</b>

PL	Name	Time	Sex / PL	Div / PL	Race#	Pace	%/pts
13	Kirk. Peter *GE	0:16:01	M 12	35-39 1	070	5:10	938
19	Barrett. Mik*GE	0:16:06	M 18	35-39 2	074	5:12	933
27	Riano. Ernes*ATT	0:16:24	M 23	35-39 3	301	5:17	916
37	DePriest. Ro*Pac	0:16:43	M 31	35-39 4	023	5:24	898
47	Whiteside. J*ATT	0:16:51	M 38	35-39 5	312	5:26	891
49	Colborn. Rob*GE	0:16:54	M 40	35-39 6	065	5:27	889
51	Cheriguene.S*GE	0:16:57	M 42	35-39 7	076	5:28	886
54	Leonard. Tom*GE	0:17:08	M 44	35-39 8	069	5:32	876
57	Rodey. Steve*Ten	0:17:13	M 45	35-39 9	127	5:33	872
59	Whiteley. Pa*Cok	0:17:15	M 46	35-39 10	214	5:34	871
69	Horbatiuk. K*CIG	0:17:25	M 55	35-39 11	187	5:37	862
71	Roman. Mark *TI	0:17:26	M 57	35-39 12	355	5:37	861
74	<b>Mead. Craig</b>	<b>0:17:36</b>	<b>M 60</b>	<b>35-39 13</b>	<b>367</b>	<b>5:41</b>	<b>853</b>
99	Torres. Phil*Pac	0:18:05	M 78	35-39 14	024	5:50	830
111	Carlson. Dav*CIG	0:18:22	M 89	35-39 15	184	5:55	818
114	Pinion. Walt*IBM	0:18:26	M 92	35-39 16	113	5:57	815
125	Vasser. Sand*Exx	0:18:44	M 102	35-39 17	147	6:03	802
126	Allison. Ton*Ten	0:18:45	M 103	35-39 18	122	6:03	801
136	Plana. Migue*TI	0:18:55	M 111	35-39 19	402	6:06	794
159	Smotrys. Ste*Hug	0:19:29	M 128	35-39 20	342	6:17	771
175	<b>Lock. Ed</b>	<b>0:19:57</b>	<b>M 141</b>	<b>35-39 21</b>	<b>054</b>	<b>6:26</b>	<b>753</b>
179	Mehlberg. Da*Exx	0:20:06	M 143	35-39 22	150	6:29	747
201	Kelly. Patri*CIG	0:20:52	M 159	35-39 23	183	6:44	720
206	Sillat. Uve *Hug	0:21:10	M 163	35-39 24	341	6:50	709
225	Stanchfield.*Hug	0:22:35	M 177	35-39 25	344	7:17	665
237	Hopper. Walt*Roc	0:23:40	M 189	35-39 26	238	7:38	635

PL #	Name	Time	Sex / PL	Div / PL	Race#	Pace	%/pts
4	Hatcher. Jim*USW	0:15:30	M 4	40-44 1	013	5:00	1008
18	Lanzarin. Ed*Pac	0:16:06	M 17	40-44 2	003	5:12	970
20	Parks. Rober*CIG	0:16:08	M 19	40-44 3	180	5:12	968
35	<b>Bloomfield. Colin</b>	<b>0:16:40</b>	<b>M 29</b>	<b>40-44 4</b>	<b>397</b>	<b>5:23</b>	<b>937</b>
36	Hunter. Dave*Pac	0:16:43	M 30	40-44 5	026	5:24	934
38	Galloway. Ga*GE	0:16:44	M 32	40-44 6	086	5:24	933
40	Jenkins. Mic*TI	0:16:45	M 33	40-44 7	357	5:24	932
50	Villarosa. L*ATT	0:16:56	M 41	40-44 8	310	5:28	922
63	Tanzer. Herb*Hug	0:17:18	M 50	40-44 9	345	5:35	903
66	Acre. Curtis*ATT	0:17:22	M 53	40-44 10	268	5:36	899
72	Valdez. Rich*Pac	0:17:31	M 58	40-44 11	027	5:39	892
77	Norris. John*Hug	0:17:38	M 61	40-44 12	338	5:41	886
85	Gormally. Er*CIG	0:17:47	M 65	40-44 13	177	5:44	878

91	England. Tim*CIG	0:17:52	M	70	40-44	14	182	5:46	874
92	Homeyer. Tom*GE	0:17:56	M	71	40-44	15	066	5:47	871
98	Houk. Joseph*CIG	0:18:05	M	77	40-44	16	178	5:50	864
100	Seward. Geor*Ten	0:18:06	M	79	40-44	17	129	5:50	863
102	Wieland. Ken*CIG	0:18:08	M	81	40-44	18	179	5:51	861
104	Adams. Bill *Hug	0:18:13	M	83	40-44	19	328	5:53	857
105	Pestinger. K*CIG	0:18:14	M	84	40-44	20	181	5:53	856
117	Robinson. Jo*ATT	0:18:28	M	94	40-44	21	302	5:57	846
129	Plymale. Way*ATT	0:18:49	M	105	40-44	22	298	6:04	830
130	King. Dave *GE	0:18:49	M	106	40-44	23	077	6:04	830
134	English. Pat*Cok	0:18:54	M	109	40-44	24	219	6:06	826
140	Brown. Jeff *Ten	0:19:02	M	115	40-44	25	130	6:08	820
142	Liming. Paul*Roc	0:19:05	M	116	40-44	26	234	6:09	818
148	Niva. Gordon*Roc	0:19:12	M	120	40-44	27	233	6:12	813
152	Garcia. Dave*Pac	0:19:21	M	124	40-44	28	025	6:15	807
153	Patrick. Mik*Pac	0:19:23	M	125	40-44	29	032	6:15	806
166	Monroe. Chri*ATT	0:19:41	M	133	40-44	30	390	6:21	793
173	Huddock. Bil*CIG	0:19:54	M	139	40-44	31	198	6:25	785
189	Stocksdale. *Hug	0:20:26	M	149	40-44	32	343	6:35	764
190	Lowder. Bill*ATT	0:20:27	M	150	40-44	33	289	6:36	764
193	Ryza. Pete *ATT	0:20:34	M	153	40-44	34	303	6:38	759
220	Wei. Peter *GE	0:21:58	M	174	40-44	35	080	7:05	711
227	Adrid. Phil *ATT	0:22:40	M	179	40-44	36	389	7:19	689
241	Berkery. Jac*GE	0:28:07	M	192	40-44	37	075	9:04	555

PL	Name	Time	Sex /	PL	Div /	PL	Race#	Pace	%/pts
28	Wayte. Peter*GE	0:16:27	M	24	45-49	1	071	5:18	972
33	Cubbison. Ja*ATT	0:16:36	M	27	45-49	2	273	5:21	963
60	Reitz. Jim *ATT	0:17:16	M	47	45-49	3	300	5:34	926
62	Keogh. Georg*ATT	0:17:17	M	49	45-49	4	287	5:35	925
65	Goldman. Len*Pac	0:17:21	M	52	45-49	5	030	5:36	921
68	Denman. Dean*Ten	0:17:25	M	54	45-49	6	124	5:37	918
73	Taveras. Eli*ATT	0:17:34	M	59	45-49	7	308	5:40	910
78	Ferguson. Da*GE	0:17:38	M	62	45-49	8	073	5:41	906
79	Bird. Doug *Exx	0:17:42	M	63	45-49	9	145	5:43	903
81	Bergren. Den*Hug	0:17:44	M	64	45-49	10	330	5:43	901
89	Curtis. Alan*Pac	0:17:51	M	68	45-49	11	029	5:45	895
90	White. Ken *GE	0:17:51	M	69	45-49	12	081	5:45	895
96	Millar. Roy *Exx	0:18:01	M	75	45-49	13	148	5:49	887
103	LaChance. Ri*ATT	0:18:09	M	82	45-49	14	288	5:51	881
<b>110</b>	<b>Demangone. Barry</b>	<b>0:18:20</b>	<b>M</b>	<b>88</b>	<b>45-49</b>	<b>15</b>	<b>142</b>	<b>5:55</b>	<b>872</b>
112	Yoldonski. E*USW	0:18:24	M	90	45-49	16	015	5:56	869
116	Kuegler. Ric*TRW	0:18:28	M	93	45-49	17	372	5:57	866
124	Atzert. Greg*CIG	0:18:43	M	101	45-49	18	175	6:02	854
138	Hoffman. Joh*ATT	0:18:56	M	113	45-49	19	282	6:06	844
143	Putnam. Lou *ATT	0:19:06	M	117	45-49	20	001	6:10	837
147	Brixey. Stev*Boe	0:19:11	M	119	45-49	21	161	6:11	833
149	Faherty. Dav*ATT	0:19:15	M	121	45-49	22	277	6:13	830
150	Webb. Steve *ATT	0:19:18	M	122	45-49	23	311	6:14	828
<b>151</b>	<b>Steele. Craig</b>	<b>0:19:19</b>	<b>M</b>	<b>123</b>	<b>45-49</b>	<b>24</b>	<b>055</b>	<b>6:14</b>	<b>827</b>
162	Hill. Alex *Roc	0:19:35	M	130	45-49	25	237	6:19	816
171	Stapleton. P*Cok	0:19:52	M	137	45-49	26	218	6:25	805
182	Pouch. Ken *CIG	0:20:16	M	145	45-49	27	176	6:32	789
199	Carter. Butc*Pac	0:20:49	M	157	45-49	28	028	6:43	768
204	Speidel. Ric*Pac	0:21:08	M	162	45-49	29	033	6:49	756

208	Emerson. Gre*Cok	0:21:12	M	165	45-49	30	215	6:50	754
214	Heller. Jim *Roc	0:21:32	M	168	45-49	31	235	6:57	742
218	Sloan. Jim *ATT	0:21:48	M	172	45-49	32	305	7:02	733

PL	Name	Time	Sex / PL	Div / PL	Race#	Pace	%/pts
93	Beattie. Jac*USW	0:17:57	M 72	50-54 1	014	5:47	912
95	Stotlar. Ric*ATT	0:18:00	M 74	50-54 2	307	5:48	909
<b>101</b>	<b>Amato. Dick</b>	<b>0:18:07</b>	<b>M 80</b>	<b>50-54 3</b>	<b>140</b>	<b>5:51</b>	<b>903</b>
108	Mutchelknaus*ATT	0:18:17	M 86	50-54 4	293	5:54	895
109	Smith. Frank*ATT	0:18:19	M 87	50-54 5	306	5:55	894
113	King. Rio *TI	0:18:25	M 91	50-54 6	358	5:56	889
118	Masterson. B*CIG	0:18:30	M 95	50-54 7	173	5:58	885
119	Hart. Barry *Ten	0:18:34	M 96	50-54 8	125	5:59	882
122	Meech. Bob *ATT	0:18:39	M 99	50-54 9	291	6:01	878
145	Cassen. Quen*Roc	0:19:09	M 118	50-54 10	236	6:11	855
154	Guttenberger*ATT	0:19:24	M 126	50-54 11	281	6:15	844
160	Stone. Bill *Exx	0:19:30	M 129	50-54 12	317	6:17	839
165	Selby. Jerry*Pac	0:19:40	M 132	50-54 13	036	6:21	832
167	Sproul. Al *GE	0:19:43	M 134	50-54 14	060	6:22	830
185	Grubert. Car*Pac	0:20:21	M 146	50-54 15	034	6:34	804
197	Major. Jack *Pac	0:20:42	M 155	50-54 16	035	6:41	791
198	Egan. Larry *IBM	0:20:47	M 156	50-54 17	111	6:42	787
210	Pardue. Rich*IBM	0:21:18	M 166	50-54 18	114	6:52	768
233	Walters. Ver*CIG	0:23:24	M 185	50-54 19	174	7:33	699
<b>235</b>	<b>Mager. Steve</b>	<b>0:23:27</b>	<b>M 187</b>	<b>50-54 20</b>	<b>404</b>	<b>7:34</b>	<b>698</b>

PL	Name	Time	Sex / PL	Div / PL	Race#	Pace	%/pts
97	Peller. Jim *IBM	0:18:04	M 76	55-59 1	112	5:50	972
123	Daniels. Rog*ATT	0:18:41	M 100	55-59 2	275	6:02	940
128	Naylor. Ches*Ten	0:18:48	M 104	55-59 3	126	6:04	934
131	Kasten.Alexa*ATT	0:18:50	M 107	55-59 4	286	6:05	933
132	Kurz. Wally *GE	0:18:50	M 108	55-59 5	078	6:05	933
169	Sparks. Clyd*Boe	0:19:48	M 135	55-59 6	158	6:23	887
170	Presley. Don*ATT	0:19:49	M 136	55-59 7	299	6:24	886
174	Panaccione.W*ATT	0:19:54	M 140	55-59 8	295	6:25	883
177	Levine. Mark*TRW	0:20:04	M 142	55-59 9	375	6:28	875
186	Wright. Larr*Boe	0:20:22	M 147	55-59 10	159	6:34	863
191	Dirago. Geor*ATT	0:20:28	M 151	55-59 11	276	6:36	858
203	O'Brien. Bil*Pac	0:21:02	M 161	55-59 12	038	6:47	835
207	Coe. Gordon *GE	0:21:11	M 164	55-59 13	063	6:50	829
212	Anderson. Pa*Boe	0:21:21	M 167	55-59 14	157	6:53	823
216	Martin. John*Hug	0:21:40	M 170	55-59 15	336	6:59	811
<b>217</b>	<b>Cunkelman.Willis</b>	<b>0:21:43</b>	<b>M 171</b>	<b>55-59 16</b>	<b>141</b>	<b>7:00</b>	<b>809</b>
223	Moses. Ray *Boe	0:22:19	M 175	55-59 17	160	7:12	787
224	Krick. Willa*Hug	0:22:35	M 176	55-59 18	399	7:17	778
230	Scarborough.*TRW	0:23:04	M 182	55-59 19	373	7:26	762
234	Elwell. Jim *TRW	0:23:25	M 186	55-59 20	371	7:33	750
238	Schmidt. Al *Pac	0:23:42	M 190	55-59 21	039	7:39	741

PL	Name	Time	Sex / PL	Div / PL	Race#	Pace	%/pts
----	------	------	----------	----------	-------	------	-------

# 135	Connors. Rus*ATT	0:18:55	M	110	60-99 1	272	6:06	1019
158	Turley. Bill*ATT	0:19:27	M	127	60-99 2	309	6:16	991
163	Devine. Pat *Hug	0:19:36	M	131	60-99 3	331	6:19	983
180	Dickerson. L*GE	0:20:10	M	144	60-99 4	067	6:30	955
188	Romesburg. E*GE	0:20:24	M	148	60-99 5	079	6:35	944
192	Scott. Bob *Ten	0:20:31	M	152	60-99 6	128	6:37	939
200	Peterson. Ke*ATT	0:20:51	M	158	60-99 7	297	6:44	924
202	Nobuto. Albe*Hug	0:20:53	M	160	60-99 8	339	6:44	923
215	Vitale. Bob *TRW	0:21:38	M	169	60-99 9	374	6:59	891
219	Sather. Mike*Hug	0:21:52	M	173	60-99 10	340	7:03	881
226	Hickey. John*CIG	0:22:37	M	178	60-99 11	171	7:18	852
229	Mendola. PJ *Ten	0:22:46	M	181	60-99 12	131	7:21	846
231	Escobosa. Al*Roc	0:23:08	M	183	60-99 13	243	7:28	833
239	Smith. Bill *Exx	0:23:52	M	191	60-99 14	149	7:42	807

Ave TIME is 0:18:52.4

Age Division	# of Parts	Course Record	
			# = Broke AGE GROUP course record
01-24(A)	- 9	0:14:42	Charles Alexander (HP '88)
25-29(B)	- 15	0:14:59	Steve Oliver (GE '88)
30-34(C)	- 18	0:14:47	Brad Hawthorne (Chevron '86)
35-39(D)	- 26	0:15:01	Jim Hatcher (US West '86)
-44(E)	- 37	0:15:37	Jim Hatcher (US West '89)
45-49(F)	- 32	0:15:59	Tony McCool (CIGNA '91)
50-54(G)	- 20	0:16:22	Dick Amato (Westinghouse '91)
55-59(H)	- 21	0:17:34	Pat Devine (Hughes '86)
60-99(I)	- 14	0:19:16	Pat Devine (Hughes '91)

\* - 49

-----  
241

### Road Race Team Standings

DIVISION I/IA  
WOMEN'S 10K ROAD RACE

PLACE	TEAM NAME	DIVISION	TOTAL SCORE	TEAM CHAMPIONSHIP POINTS
1	AT&T	I	5	50
2	General Electric	I	6	45
3	Pacific Telesis	I	10 *	41
4	IBM	I	10	38
5	Exxon	I	16	36
6	Texas Instruments	I	18	35
7	Tenneco	I	20	34
8	US West	I	22	33 *
9	Coca Cola	IA	28	32
10	Hughes	I	41 *	31
11	CIGNA	IA	41	30

\* Wins tie-breaker.

WOMENS 10K Div I

PL	Name	Time	Sex / PL	Div / PL	Race#	Pace	%/pts
1	Wiebe. Heath*Exx	0:37:00	F 1	25-29 1	153	5:58	960
2	Gaydos. Laur*GE	0:38:34	F 2	30-34 1	099	6:13	951
3	Hlavka. Cory*Ten	0:38:45	F 3	35-39 1	136	6:15	979
4	Kupper. Cath*GE	0:38:58	F 4	01-24 1	414	6:17	943
5	Ludwigson. L*GE	0:39:45	F 5	01-24 2	097	6:25	924
6	Hallquist. J*GE	0:39:48	F 6	25-29 2	090	6:25	893
7	McCarroll. S*IBM	0:39:58	F 7	01-24 3	408	6:27	919
8	Tirrito. Deb*IBM	0:40:03	F 8	35-39 2	116	6:28	947
9	Serratelli.T*ATT	0:40:13	F 9	25-29 3	264	6:29	884
10	McKinnon. Ja*Exx	0:40:19	F 10	30-34 2	154	6:30	910
11	Arter. Julie*Hug	0:40:28	F 11	30-34 3	324	6:32	907
12	Jackson. Col*TI	0:40:41	F 12	01-24 4	352	6:34	903
13	Gottung. Bet*GE	0:41:09	F 13	30-34 4	093	6:38	891
14	John. Stepha*IBM	0:41:23	F 14	35-39 3	409	6:40	917
15	Hawen. Cathy*ATT	0:41:37	F 15	01-24 5	412	6:43	883
16	Kraft. Laure*TI	0:41:41	F 16	30-34 5	354	6:43	880
17	Ruf. Amy *Exx	0:41:58	F 17	01-24 6	420	6:46	875
18	Pickthal. Sa*Ten	0:42:07	F 18	25-29 4	133	6:48	844
19	Taylor. Joan*TI	0:42:18	F 19	30-34 6	348	6:49	867
20	Stevens. Kat*GE	0:42:21	F 20	35-39 4	089	6:50	896
21	Stapinski. A*Cok	0:42:25	F 21	30-34 7	226	6:50	865
<b>22</b>	<b>Brumdez. Ofelia</b>	<b>0:42:28</b>	<b>F 22</b>	<b>35-39 5</b>	<b>429</b>	<b>6:51</b>	<b>893</b>
23	Labarbera. E*TI	0:42:32	F 23	25-29 5	353	6:52	835
24	Beer. Cindy *ATT	0:42:36	F 24	01-24 7	247	6:52	862
25	Simpson. Jer*GE	0:42:57	F 25	35-39 6	103	6:56	883
26	Potterfield.*GE	0:43:29	F 26	35-39 7	091	7:01	872
27	Alexander.Ca*Cok	0:43:42	F 27	25-29 6	221	7:03	813
28	Plana. Dee *TI	0:43:46	F 28	35-39 8	347	7:04	867
29	Hager. Diann*TI	0:43:48	F 29	35-39 9	350	7:04	866
<b>30</b>	<b>Spach. Susan</b>	<b>0:43:54</b>	<b>F 30</b>	<b>35-39 10</b>	<b>050</b>	<b>7:05</b>	<b>864</b>
<b>31</b>	<b>Taylor. Joy</b>	<b>0:44:04</b>	<b>F 31</b>	<b>35-39 11</b>	<b>052</b>	<b>7:06</b>	<b>861</b>
32	Braithwaite.*USW	0:44:11	F 32	35-39 12	005	7:08	859
33	Nydan. Mona *USW	0:44:32	F 33	35-39 13	009	7:11	852
34	Melillo. Rit*Ten	0:44:37	F 34	01-24 8	135	7:12	823
35	Hayden. Caro*ATT	0:44:40	F 35	45-49 1	256	7:12	887
36	Ling. Suzann*GE	0:44:47	F 36	30-34 8	105	7:13	819
37	Tennant. Wil*Pac	0:45:06	F 37	40-44 1	046	7:16	848
38	Hamilton.Val*ATT	0:45:25	F 38	35-39 14	253	7:20	835
39	Grabow. Nata*ATT	0:45:29	F 39	45-49 2	252	7:20	871
40	Mullis. Tren*Cok	0:45:38	F 40	35-39 15	225	7:22	831
41	Rizzo. Maria*GE	0:45:58	F 41	45-49 3	100	7:25	861
42	Hunter. Beck*ATT	0:46:05	F 42	35-39 16	258	7:26	823
43	Chmaj. Debbi*GE	0:46:11	F 43	40-44 2	094	7:27	829
<b>MEAN TIME</b>							
44	Zucker. Gail*Pac	0:46:20	F 44	40-44 3	047	7:28	826
45	Hardin. Nanc*ATT	0:46:46	F 45	50-54 1	255	7:33	928
46	Stickle. Edd*Pac	0:47:03	F 46	50-54 2	049	7:35	923
47	Hayes. Sue *USW	0:47:25	F 47	30-34 9	004	7:39	774
48	Lance. Maure*Pac	0:47:30	F 48	40-44 4	044	7:40	806
49	Ramirez. Mar*USW	0:47:39	F 49	40-44 5	057	7:41	803
50	Hayes. Brend*TI	0:47:40	F 50	40-44 6	349	7:41	803

51	Moriarty. So*TI	0:47:50	F	51	45-49 4	351	7:43	828
52	St Clair.Chr*ATT	0:48:19	F	52	40-44 7	263	7:48	792
53	Grimm. Bever*GE	0:48:33	F	53	40-44 8	096	7:50	788
54	Uresti. Yola*Ten	0:48:34	F	54	40-44 9	134	7:50	788
55	Richardson.J*ATT	0:48:46	F	55	55-99 1	261	7:52	954
56	Nelson. Lou *USW	0:48:53	F	56	50-54 3	007	7:53	888
57	Kurtz. Lori *CIG	0:49:00	F	57	30-34 10	207	7:54	749
58	Raygoza. Deb*Pac	0:49:07	F	58	30-34 11	042	7:55	747
59	Jendrusch. C*Ten	0:49:15	F	59	25-29 7	385	7:57	721
60	Murray. Doer*Pac	0:49:36	F	60	50-54 4	048	8:00	875
61	Frecentese.L*CIG	0:49:57	F	61	30-34 12	205	8:03	734
62	Mackey. Mary*Cok	0:50:33	F	62	01-24 9	224	8:09	727
63	Scott. Eliza*ATT	0:50:39	F	63	45-49 5	262	8:10	782
<b>64</b>	<b>Colley. Sue</b>	<b>0:50:49</b>	<b>F</b>	<b>64</b>	<b>35-39 17</b>	<b>430</b>	<b>8:12</b>	<b>746</b>
65	Stohl. Franc*ATT	0:50:52	F	65	45-49 6	387	8:12	779
66	Rome-Kuhn. G*IBM	0:51:13	F	66	55-99 2	120	8:16	908
67	Lavallee. Di*GE	0:51:22	F	67	45-49 7	102	8:17	771
68	Luna. Bea *Pac	0:52:14	F	68	40-44 10	045	8:25	733
69	Skudlark. An*ATT	0:52:20	F	69	35-39 18	265	8:26	725
70	Miller. Sand*ATT	0:52:30	F	70	40-44 11	388	8:28	729
<b>71</b>	<b>Russel. Renee</b>	<b>0:52:44</b>	<b>F</b>	<b>71</b>	<b>45-49 8</b>	<b>229</b>	<b>8:30</b>	<b>751</b>
72	Brown. Marty*CIG	0:52:53	F	72	40-44 12	203	8:32	724
73	Deniz. Lynee*Hug	0:53:25	F	73	30-34 13	325	8:37	687
74	Porep. Barba*ATT	0:53:40	F	74	35-39 19	392	8:39	707
75	Cornwell. Je*USW	0:53:53	F	75	50-54 5	006	8:41	806
76	Chambers.Flo*ATT	0:54:37	F	76	55-99 3	248	8:49	851
77	Norris. Shei*Hug	0:54:56	F	77	35-39 20	327	8:52	691
78	Swinnerton. *USW	0:55:07	F	78	35-39 21	010	8:53	688
<b>79</b>	<b>Ivers. Linda</b>	<b>0:55:10</b>	<b>F</b>	<b>79</b>	<b>25-29 8</b>	<b>419</b>	<b>8:54</b>	<b>644</b>
80	Nairne. Gale*Cok	0:55:16	F	80	45-49 9	227	8:55	717
81	Philip. Virg*Cok	0:55:59	F	81	50-54 6	228	9:02	776
82	Piper. Mary *ATT	0:57:27	F	82	55-99 4	260	9:16	809
83	Tran. Diane *CIG	0:58:09	F	83	25-29 9	211	9:23	611
84	Han. Marie *CIG	0:58:34	F	84	25-29 10	212	9:27	607
85	Luco. Joann *Exx	0:58:43	F	85	50-54 7	155	9:28	739
86	Martin. Ann *Hug	1:00:30	F	86	55-99 5	326	9:45	769
87	Draheim. Jan*ATT	1:11:37	F	87	50-54 8	250	11:33	606

Ave TIME is 0:47:22.2

Age # of Course  
Division Parts Record

# = Broke AGE GROUP course record

01-24(J)	- 9	0:36:44	Mary Salomone (IBM '87)
25-29(K)	- 10	0:35:32	Lorraine Hochella (Tenneco '88)
30-34(L)	- 13	0:36:41	Laurie Madson (AT&T '86)
35-39(M)	- 21	0:37:56	A Waters (GE '86)
40-44(N)	- 12	0:38:16	Linda Mantvnen (Delta '91)



07/12/92

# Race Results

USCAA Nationals (UCI '92)

WOMEN'S 10K  
DIV I

PL	Name	Time	Sex / PL	Div / PL	Race#	Pace	%/pts
<b>ATT (1-a) : 1st</b>							
9	Serratelli.Trace	0:40:13	F 9	25-29 3	264	6:29	884
15	Hawen. Cathy	0:41:37	F 15	01-24 5	412	6:43	883
24	Beer. Cindy	0:42:36	F 24	01-24 7	247	6:52	862
35	Hayden. Carol	0:44:40	F 35	45-49 1	256	7:12	887
38	Hamilton.Valerie	0:45:25	F 38	35-39 14	253	7:20	835
39	Grabow. Natalie	0:45:29	F 39	45-49 2	252	7:20	871
42	Hunter. Becky	0:46:05	F 42	35-39 16	258	7:26	823
45	Hardin. Nancy	0:46:46	F 45	50-54 1	255	7:33	928
52	St Clair.Christy	0:48:19	F 52	40-44 7	263	7:48	792
55	Richardson.Joann	0:48:46	F 55	55-99 1	261	7:52	954
63	Scott. Elizabeth	0:50:39	F 63	45-49 5	262	8:10	782
65	Stohl. Frances	0:50:52	F 65	45-49 6	387	8:12	779
69	Skudlark. Ann	0:52:20	F 69	35-39 18	265	8:26	725
70	Miller. Sandy	0:52:30	F 70	40-44 11	388	8:28	729
74	Porep. Barbara	0:53:40	F 74	35-39 19	392	8:39	707
76	Chambers.Floreen	0:54:37	F 76	55-99 3	248	8:49	851
82	Piper. Mary	0:57:27	F 82	55-99 4	260	9:16	809
87	Draheim. Jan	1:11:37	F 87	50-54 8	250	11:33	606

ATT (1-a) : Total PTs for 4 scorers ( 1 1 1 2 ) is = 5 ( 2767 %/pts)

Hayden. Carol  
Hardin. Nancy  
Richardson.Joann  
Grabow. Natalie

PL	Name	Time	Sex / PL	Div / PL	Race#	Pace	%/pts
<b>GE (2-b) : 2nd</b>							
2	Gaydos. Laura	0:38:34	F 2	30-34 1	099	6:13	951
4	Kupper. Cathy	0:38:58	F 4	01-24 1	414	6:17	943
5	Ludwigson. Liz	0:39:45	F 5	01-24 2	097	6:25	924
6	Hallquist. Julia	0:39:48	F 6	25-29 2	090	6:25	893
13	Gottung. Beth	0:41:09	F 13	30-34 4	093	6:38	891
20	Stevens. Kathy	0:42:21	F 20	35-39 4	089	6:50	896
25	Simpson. Jeryl	0:42:57	F 25	35-39 6	103	6:56	883
26	Potterfield.Joan	0:43:29	F 26	35-39 7	091	7:01	872
36	Ling. Suzanne	0:44:47	F 36	30-34 8	105	7:13	819
41	Rizzo. Maria	0:45:58	F 41	45-49 3	100	7:25	861
43	Chmaj. Debbie	0:46:11	F 43	40-44 2	094	7:27	829
<b>MEAN TIME</b>							
53	Grimm. Beverly	0:48:33	F 53	40-44 8	096	7:50	788
67	Lavallee. Diane	0:51:22	F 67	45-49 7	102	8:17	771

GE (2-b) : Total PTs for 4 scorers ( 1 1 2 2 ) is = 6 ( 3207 %/pts)

Gaydos. Laura  
Kupper. Cathy  
Ludwigson. Liz

## Hallquist. Julia

PL	Name	Time	Sex / PL	Div / PL	Race#	Pace	%/pts
<b>c (6-f) : 3rd</b>							
37	Tennant. Willie	0:45:06	F 37	40-44 1	046	7:16	848
44	Zucker. Gail	0:46:20	F 44	40-44 3	047	7:28	826
46	Stickle. Edda	0:47:03	F 46	50-54 2	049	7:35	923
48	Lance. Maureen	0:47:30	F 48	40-44 4	044	7:40	806
58	Raygoza. Debbie	0:49:07	F 58	30-34 11	042	7:55	747
60	Murray. Doerte	0:49:36	F 60	50-54 4	048	8:00	875
68	Luna. Bea	0:52:14	F 68	40-44 10	045	8:25	733

Pac (6-f) : Total PTs for 4 scorers ( 1 2 3 4 ) is = 10 ( 3112 %/pts)  
 Tennant. Willie  
 Stickle. Edda  
 Zucker. Gail  
 Lance. Maureen

PL	Name	Time	Sex / PL	Div / PL	Race#	Pace	%/pts
<b>IBM (3-c) : 4th</b>							
7	McCarroll. Sheri	0:39:58	F 7	01-24 3	408	6:27	919
8	Tirrito. Debbie	0:40:03	F 8	35-39 2	116	6:28	947
14	John. Stephanie	0:41:23	F 14	35-39 3	409	6:40	917
66	Rome-Kuhn. Grace	0:51:13	F 66	55-99 2	120	8:16	908

IBM (3-c) : Total PTs for 4 scorers ( 2 2 3 3 ) is = 10 ( 3691 %/pts)  
 Tirrito. Debbie  
 Rome-Kuhn. Grace  
 McCarroll. Sheri  
 John. Stephanie

PL	Name	Time	Sex / PL	Div / PL	Race#	Pace	%/pts
<b>Exx (8-h) : 5th</b>							
1	Wiebe. Heather	0:37:00	F 1	25-29 1	153	5:58	960
10	McKinnon. Jan	0:40:19	F 10	30-34 2	154	6:30	910
17	Ruf. Amy	0:41:58	F 17	01-24 6	420	6:46	875
85	Luco. Joann	0:58:43	F 85	50-54 7	155	9:28	739

Exx (8-h) : Total PTs for 4 scorers ( 1 2 6 7 ) is = 16 ( 3484 %/pts)  
 Wiebe. Heather  
 McKinnon. Jan  
 Ruf. Amy  
 Luco. Joann

PL	Name	Time	Sex / PL	Div / PL	Race#	Pace	%/pts
<b>TI (9-i) : 6th</b>							
12	Jackson. Coleen	0:40:41	F 12	01-24 4	352	6:34	903
16	Kraft. Lauren	0:41:41	F 16	30-34 5	354	6:43	880
19	Taylor. Joan	0:42:18	F 19	30-34 6	348	6:49	867
23	Labarbera. Ellen	0:42:32	F 23	25-29 5	353	6:52	835
28	Plana. Dee	0:43:46	F 28	35-39 8	347	7:04	867
29	Hager. Dianna	0:43:48	F 29	35-39 9	350	7:04	866
50	Hayes. Brenda	0:47:40	F 50	40-44 6	349	7:41	803
51	Moriarty. Sofia	0:47:50	F 51	45-49 4	351	7:43	828

TI (9-i) : Total PTs for 4 scorers ( 4 4 5 5 ) is = 18 ( 3332 %/pts)  
 Jackson. Coleen  
 Moriarty. Sofia  
 Kraft. Laureen  
 Labarbera. Ellen

PL	Name	Time	Sex / PL	Div / PL	Race#	Pace	%/pts
<b>Ten (4-d) : 7th</b>							
3	Hlavka. Cory	0:38:45	F 3	35-39 1	136	6:15	979
18	Pickthal. Sally	0:42:07	F 18	25-29 4	133	6:48	844
34	Melillo. Rita	0:44:37	F 34	01-24 8	135	7:12	823
54	Uresti. Yolanda	0:48:34	F 54	40-44 9	134	7:50	788
59	Jendrusch. Carol	0:49:15	F 59	25-29 7	385	7:57	721

Ten (4-d) : Total PTs for 4 scorers ( 1 4 7 8 ) is = 20 ( 3176 %/pts)  
 Hlavka. Cory  
 Pickthal. Sally  
 Jendrusch. Carol  
 Melillo. Rita

PL	Name	Time	Sex / PL	Div / PL	Race#	Pace	%/pts
<b>USW (5-e) : 8th</b>							
32	Braithwaite. K	0:44:11	F 32	35-39 12	005	7:08	859
33	Nydan. Mona	0:44:32	F 33	35-39 13	009	7:11	852
47	Hayes. Sue	0:47:25	F 47	30-34 9	004	7:39	774
49	Ramirez. Mary	0:47:39	F 49	40-44 5	057	7:41	803
56	Nelson. Lou	0:48:53	F 56	50-54 3	007	7:53	888
75	Cornwell. Jean	0:53:53	F 75	50-54 5	006	8:41	806
78	Swinnerton. J	0:55:07	F 78	35-39 21	010	8:53	688

USW (5-e) : Total PTs for 4 scorers ( 3 5 5 9 ) is = 22 ( 3071 %/pts)  
 Nelson. Lou  
 Ramirez. Mary  
 Cornwell. Jean  
 Hayes. Sue

PL	Name	Time	Sex / PL	Div / PL	Race#	Pace	%/pts
<b>Cok (14-n) : 9th</b>							
21	Stapinski. Ann	0:42:25	F 21	30-34 7	226	6:50	865
27	Alexander. Caroly	0:43:42	F 27	25-29 6	221	7:03	813
40	Mullis. Trenice	0:45:38	F 40	35-39 15	225	7:22	831
62	Mackey. Mary Ann	0:50:33	F 62	01-24 9	224	8:09	727
80	Nairne. Gale	0:55:16	F 80	45-49 9	227	8:55	717
81	Philip. Virginia	0:55:59	F 81	50-54 6	228	9:02	776

Cok (14-n) : Total PTs for 4 scorers ( 6 6 7 9 ) is = 28 ( 3033 %/pts)  
 Alexander. Caroly  
 Philip. Virginia  
 Stapinski. Ann  
 Mackey. Mary Ann

PL	Name	Time	Sex / PL	Div / PL	Race#	Pace	%/pts
<b>Hug (7-g) : 10th</b>							

11	Arter. Julie	0:40:28	F	11	30-34	3	324	6:32	907
73	Deniz. Lynee	0:53:25	F	73	30-34	13	325	8:37	687
77	Norris. Sheila	0:54:56	F	77	35-39	20	327	8:52	691
86	Martin. Ann	1:00:30	F	86	55-99	5	326	9:45	769

Mag (7-g) : Total PTs for 4 scorers ( 3 5 13 20 ) is = 41 ( 3054 %/pts)  
 Arter. Julie  
 Martin. Ann  
 Deniz. Lynee  
 Norris. Sheila

PL	Name	Time	Sex / PL	Div / PL	Race#	Pace	%/pts
<b>CIG (11-k) : 11th</b>							
57	Kurtz. Lori	0:49:00	F 57	30-34 10	207	7:54	749
61	Frecentese. Leann	0:49:57	F 61	30-34 12	205	8:03	734
72	Brown. Marty	0:52:53	F 72	40-44 12	203	8:32	724
83	Tran. Diane	0:58:09	F 83	25-29 9	211	9:23	611
84	Han. Marie	0:58:34	F 84	25-29 10	212	9:27	607

CIG (11-k) : Total PTs for 4 scorers ( 9 10 10 12 ) is = 41 ( 2676 %/pts)  
 Tran. Diane  
 Kurtz. Lori  
 Han. Marie  
 Frecentese. Leann

Ave TIME is 0:47:22.2

Age Division	# of Parts	Course Record	# = Broke AGE GROUP course record
--------------	------------	---------------	-----------------------------------

01-24(J)	- 9	0:36:44	Mary Salomone (IBM '87)
25-29(K)	- 10	0:35:32	Lorraine Hochella (Tenneco '88)
30-34(L)	- 13	0:36:41	Laurie Madson (AT&T '86)
35-39(M)	- 21	0:37:56	A Waters (GE '86)
40-44(N)	- 12	0:38:16	Linda Mantynen (Delta '91)
45-49(O)	- 9	0:39:36	Jane Arnold (CIGNA '86)
50-54(P)	- 8	0:43:25	Rome Grace (IBM '88)
55-99(Q)	- 5	0:46:30	Sue Medaglia (Exxon '90)

\* - 0  
 ----  
 87

**Road Race Team Standings**

1	ATT	5
2	GE	6
3	IBM	10

4	Pac	10	** TB **
5	Exx	16	
6	TI	18	
7	Ten	20	
8	USW	22	
9	Cok	28	
<del>10</del> 11	CIG	41	
<del>11</del> 10	Hug	41	** TB **

WOMENS 10K

PL	Name	Time	Sex / PL	Div / PL	Race#	Pace	%/pts
4	Kupper. Cath*GE	0:38:58	F 4	01-24 1	414	6:17	943
5	Ludwigson. L*GE	0:39:45	F 5	01-24 2	097	6:25	924
7	McCarroll. S*IBM	0:39:58	F 7	01-24 3	408	6:27	919
12	Jackson. Col*TI	0:40:41	F 12	01-24 4	352	6:34	903
15	Hawen. Cathy*ATT	0:41:37	F 15	01-24 5	412	6:43	883
17	Ruf. Amy *Exx	0:41:58	F 17	01-24 6	420	6:46	875
24	Beer. Cindy *ATT	0:42:36	F 24	01-24 7	247	6:52	862
34	Melillo. Rit*Ten	0:44:37	F 34	01-24 8	135	7:12	823
62	Mackey. Mary*Cok	0:50:33	F 62	01-24 9	224	8:09	727

PL	Name	Time	Sex / PL	Div / PL	Race#	Pace	%/pts
1	Wiebe. Heath*Exx	0:37:00	F 1	25-29 1	153	5:58	960
6	Hallquist. J*GE	0:39:48	F 6	25-29 2	090	6:25	893
9	Serratelli. T*ATT	0:40:13	F 9	25-29 3	264	6:29	884
18	Pickthal. Sa*Ten	0:42:07	F 18	25-29 4	133	6:48	844
23	Labarbera. E*TI	0:42:32	F 23	25-29 5	353	6:52	835
27	Alexander. Ca*Cok	0:43:42	F 27	25-29 6	221	7:03	813
59	Jendrusch. C*Ten	0:49:15	F 59	25-29 7	385	7:57	721
79	<b>Ivers. Linda</b>	<b>0:55:10</b>	<b>F 79</b>	<b>25-29 8</b>	<b>419</b>	<b>8:54</b>	<b>644</b>

83	Tran. Diane *CIG	0:58:09	F 83	25-29 9	211	9:23	611
84	Han. Marie *CIG	0:58:34	F 84	25-29 10	212	9:27	607

PL	Name	Time	Sex / PL	Div / PL	Race#	Pace	%/pts
2	Gaydos. Laur*GE	0:38:34	F 2	30-34 1	099	6:13	951
10	McKinnon. Ja*Exx	0:40:19	F 10	30-34 2	154	6:30	910
11	Arter. Julie*Hug	0:40:28	F 11	30-34 3	324	6:32	907
13	Gottung. Bet*GE	0:41:09	F 13	30-34 4	093	6:38	891
16	Kraft. Laure*TI	0:41:41	F 16	30-34 5	354	6:43	880
19	Taylor. Joan*TI	0:42:18	F 19	30-34 6	348	6:49	867
21	Stapinski. A*Cok	0:42:25	F 21	30-34 7	226	6:50	865
36	Ling. Suzann*GE	0:44:47	F 36	30-34 8	105	7:13	819
47	Hayes. Sue *USW	0:47:25	F 47	30-34 9	004	7:39	774
57	Kurtz. Lori *CIG	0:49:00	F 57	30-34 10	207	7:54	749
58	Raygoza. Deb*Pac	0:49:07	F 58	30-34 11	042	7:55	747
61	Frecentese. L*CIG	0:49:57	F 61	30-34 12	205	8:03	734
73	Deniz. Lynee*Hug	0:53:25	F 73	30-34 13	325	8:37	687

PL	Name	Time	Sex / PL	Div / PL	Race#	Pace	%/pts
3	Hlavka. Cory*Ten	0:38:45	F 3	35-39 1	136	6:15	979
8	Tirrito. Deb*IBM	0:40:03	F 8	35-39 2	116	6:28	947
14	John. Stepha*IBM	0:41:23	F 14	35-39 3	409	6:40	917
20	Stevens. Kat*GE	0:42:21	F 20	35-39 4	089	6:50	896
22	<b>Brumudez. Ofelia</b>	<b>0:42:28</b>	<b>F 22</b>	<b>35-39 5</b>	<b>429</b>	<b>6:51</b>	<b>893</b>

25	Simpson. Jer*GE	0:42:57	F 25	35-39 6	103	6:56	883
26	Potterfield.*GE	0:43:29	F 26	35-39 7	091	7:01	872
28	Plana. Dee *TI	0:43:46	F 28	35-39 8	347	7:04	867
29	Hager. Diann*TI	0:43:48	F 29	35-39 9	350	7:04	866
30	<b>Spach. Susan</b>	<b>0:43:54</b>	<b>F 30</b>	<b>35-39 10</b>	<b>050</b>	<b>7:05</b>	<b>864</b>

Taylor. Joy 0:44:04 F 31 35-39 11 052 7:06 861

32 Braithwaite.\*USW 0:44:11 F 32 35-39 12 005 7:08 859
33 Nydan. Mona \*USW 0:44:32 F 33 35-39 13 009 7:11 852
38 Hamilton.Val\*ATT 0:45:25 F 38 35-39 14 253 7:20 835
40 Mullis. Tren\*Cok 0:45:38 F 40 35-39 15 225 7:22 831
42 Hunter. Beck\*ATT 0:46:05 F 42 35-39 16 258 7:26 823
64

Colley. Sue 0:50:49 F 64 35-39 17 430 8:12 746

69 Skudlark. An\*ATT 0:52:20 F 69 35-39 18 265 8:26 725
74 Porep. Barba\*ATT 0:53:40 F 74 35-39 19 392 8:39 707
77 Norris. Shei\*Hug 0:54:56 F 77 35-39 20 327 8:52 691
78 Swinnerton. \*USW 0:55:07 F 78 35-39 21 010 8:53 688

Table with columns: PL, Name, Time, Sex / PL, Div / PL, Race#, Pace, %/pts. Rows include Tennant. Wil\*Pac, Chmaj. Debbi\*GE, MEAN TIME, Zucker. Gail\*Pac, Lance. Maure\*Pac, Ramirez. Mar\*USW, Hayes. Brend\*TI, St Clair.Chr\*ATT, Grimm. Bever\*GE, Uresti. Yola\*Ten, Luna. Bea \*Pac, Miller. Sand\*ATT, Brown. Marty\*CIG.

Table with columns: PL, Name, Time, Sex / PL, Div / PL, Race#, Pace, %/pts. Rows include Hayden. Caro\*ATT, Grabow. Nata\*ATT, Rizzo. Maria\*GE, Moriarty. So\*TI, Scott. Eliza\*ATT, Stohl. Franc\*ATT, Lavallee. Di\*GE, 71 Russel. Renee.

80 Nairne. Gale\*Cok 0:55:16 F 80 45-49 9 227 8:55 717

Table with columns: PL, Name, Time, Sex / PL, Div / PL, Race#, Pace, %/pts. Rows include Hardin. Nanc\*ATT, Stickle. Edd\*Pac, Nelson. Lou \*USW, Murray. Doer\*Pac, Cornwell. Je\*USW, Philip. Virg\*Cok, Luco. Joann \*Exx, 87 Draheim. Jan\*ATT.

Name Time Sex / PL Div / PL Race# Pace %/pts
Richardson. J\*ATT 0:48:46 F 55 55-99 1 261 7:50 851

66	Rome-Kuhn. G*IBM	0:51:13	F	66	55-99 2	120	8:16	908
76	Chambers.Flo*ATT	0:54:37	F	76	55-99 3	248	8:49	851
82	Piper. Mary *ATT	0:57:27	F	82	55-99 4	260	9:16	809
86	Martin. Ann *Hug	1:00:30	F	86	55-99 5	326	9:45	769

PL Name Time Sex / PL Div / PL Race# Pace %/pts

Ave TIME is 0:47:22.2

Age # of Course # = Broke AGE GROUP course record  
 Division Parts Record

01-24(J)	- 9	0:36:44	Mary Salomone (IBM '87)
25-29(K)	- 10	0:35:32	Lorraine Hochella (Tenneco '88)
30-34(L)	- 13	0:36:41	Laurie Madson (AT&T '86)
35-39(M)	- 21	0:37:56	A Waters (GE '86)
40-44(N)	- 12	0:38:16	Linda Mantynen (Delta '91)
45-49(O)	- 9	0:39:36	Jane Arnold (CIGNA '86)
50-54(P)	- 8	0:43:25	Rome Grace (IBM '88)
-99(Q)	- 5	0:46:30	Sue Medaglia (Exxon '90)

\* - 0  
 -----  
 87

**Road Race Team Standings**

1	Hug	1
2	CIG	4
3	ATT	5
4	GE	6
5	Pac	10
6	IBM	10
7	Exx	16
8	TI	18
9	Ten	20
10	USW	22
11	Cok	28

\*\* TB \*\*

*No*



DIVISION I/IA  
MEN'S 10K ROAD RACE

PLACE	TEAM NAME	DIVISION	TOTAL SCORE	TEAM CHAMPIONSHIP POINTS
1	AT&T	I	6	50
2	US West	I	15 *	45
3	General Electric	I	15	41
4	Texas Instruments	I	26	38
5	Pacific Telesis	I	27 *	36
6	Tenneco	I	27	35
7	CIGNA	IA	30	34
8	British Aitways	IA	41	33
9	Hughes	I	42	32
10	IBM	I	43	31
11	Rockwell	IA	48	30
12	Exxon	I	69	29
13	Boeing	IA	71	21
14	Coca Cola	IA	110	20

\* Wins tie-breaker.

07/20/92

USCAA Nationals (UCI '92)

MENS 10k  
Div I

# Race Results

PL	Name	Time	Sex / PL	Div / PL	Race#	Pace	%/pts
1	Honea. David*ATT	0:31:59	M 1	01-24 1	416	5:10	83
2	Morgauti. Je*GEL	0:32:18	M 2	01-24 2	415	5:13	167
3	Severude. Al*ATT	0:32:27	M 3	25-29 1	304	5:14	91
4	Gerber. Mark*ATT	0:32:30	M 4	25-29 2	279	5:15	182
5	Garcia. Tom *Del	0:32:31	M 5	30-34 1	318	5:15	56
6	Hatcher. Jim*USW	0:32:38	M 6	40-44 1	013	5:16	33
7	Cumbo. John *GEL	0:32:45	M 7	25-29 3	072	5:17	273
8	Sheely. Joe *USW	0:33:02	M 8	30-34 2	012	5:20	111
9	Fischer. Dan*ATT	0:33:23	M 9	30-34 3	278	5:23	167
10	Huey. Eric *GEL	0:33:36	M 10	30-34 4	058	5:25	222
11	Varga. Chad *TIn	0:33:47	M 11	30-34 5	356	5:27	278
12	Lanzarin. Ed*Pac	0:33:50	M 12	40-44 2	003	5:27	67
13	Chavez. Stev*Pac	0:33:51	M 13	35-39 1	040	5:28	38
14	Parks. Rober*CIG	0:33:53	M 14	40-44 3	180	5:28	100
15	Melissas. Da*ATT	0:33:57	M 15	01-24 3	292	5:29	250
16	Udovich. Kir*GEL	0:33:58	M 16	30-34 6	062	5:29	333
17	McKee. Kevin*IBM	0:34:00	M 17	01-24 4	407	5:29	333
18	Gross. Mike *GEL	0:34:04	M 18	01-24 5	061	5:30	417
19	Horan. Marty*IBM	0:34:04	M 19	30-34 7	107	5:30	389
20	Kirk. Peter *GEL	0:34:10	M 20	35-39 2	070	5:31	77
21	Cruz. Tar *USW	0:34:12	M 21	25-29 4	020	5:31	364
22	Peacher. Tom*ATT	0:34:16	M 22	30-34 8	296	5:32	444
23	Feder. Danie*CIG	0:34:27	M 23	25-29 5	194	5:33	455
24	Underwood. M*TIn	0:34:29	M 24	25-29 6	360	5:34	545
25	Riano. Ernes*ATT	0:34:39	M 25	35-39 3	301	5:35	115
26	Case. John *ATT	0:34:54	M 26	35-39 4	271	5:38	154
27	Bloomfield.C*BAR	0:34:57	M 27	40-44 4	397	5:38	133
28	Jenkins. Mic*TIn	0:34:58	M 28	40-44 5	357	5:38	167
29	Barrett. Mik*GEL	0:34:59	M 29	35-39 5	074	5:39	192
30	Neupauer. To*ATT	0:35:09	M 30	30-34 9	294	5:40	500
31	Villarosa. L*ATT	0:35:16	M 31	40-44 6	310	5:41	200
32	Hixon. Tom *CIG	0:35:17	M 32	01-24 6	421	5:41	500
33	Donovan. Jas*BAR	0:35:24	M 33	01-24 7	427	5:43	583
34	Colborn. Rob*GEL	0:35:30	M 34	35-39 6	065	5:44	231
35	Goldsworthy.*BAR	0:35:45	M 35	30-34 10	396	5:46	556
36	Marble. Stua*Hug	0:35:50	M 36	25-29 7	337	5:47	636
37	Cheriguene.S*GEL	0:35:51	M 37	35-39 7	076	5:47	269
38	Mandeville. *TIn	0:35:53	M 38	35-39 8	359	5:47	308
39	Cubbison. Ja*ATT	0:35:55	M 39	45-49 1	273	5:48	33
40	Leonard. Tom*GEL	0:35:56	M 40	35-39 9	069	5:48	346
41	Acre. Curtis*ATT	0:35:59	M 41	40-44 7	268	5:48	233
42	McMiller. Ju*USW	0:36:01	M 42	01-24 8	011	5:49	667
43	Whiteside. J*ATT	0:36:13	M 43	35-39 10	312	5:50	385
44	Steinberg. M*Del	0:36:19	M 44	35-39 11	362	5:51	423
45	Banevicius. *GEL	0:36:27	M 45	30-34 11	064	5:53	611
46	Mazer. Mike *ATT	0:36:32	M 46	25-29 8	394	5:54	727
47	Reitz. Jim *ATT	0:36:35	M 47	45-49 2	300	5:54	67
48	Keogh. Georg*ATT	0:36:37	M 48	45-49 3	287	5:54	100
49	Valdez. Rich*Pac	0:36:39	M 49	40-44 8	027	5:55	267

50	Mitchell. Di*Ten	0:36:42	M	50	35-39 12	386	5:55	462
51	Whiteley. Pa*Cok	0:36:47	M	51	35-39 13	214	5:56	500
52	Osborn. Stev*BAR	0:36:48	M	52	25-29 9	426	5:56	818
53	Denman. Dean*Ten	0:36:52	M	53	45-49 4	124	5:57	133
54	Ferguson. Da*GEL	0:36:57	M	54	45-49 5	073	5:58	167
55	Mandry. Elwy*Exx	0:36:59	M	55	40-44 9	146	5:58	300
56	Horbatiuk. K*CIG	0:37:01	M	56	35-39 14	187	5:58	538
57	Goldman. Len*Pac	0:37:04	M	57	45-49 6	030	5:59	200
58	Norris. John*Hug	0:37:13	M	58	40-44 10	338	6:00	333
59	Rodey. Steve*Ten	0:37:18	M	59	35-39 15	127	6:01	577
60	Bunnell. Mik*Ten	0:37:23	M	60	01-24 9	123	6:02	750
61	Zigan. Dave *GEL	0:37:26	M	61	25-29 10	085	6:02	909
62	Smith. Gordo*GEL	0:37:42	M	62	30-34 12	417	6:05	667
63	Wells. Randy*Del	0:37:44	M	63	30-34 13	323	6:05	722
64	Walsh. Hugh *GEL	0:37:45	M	64	30-34 14	082	6:05	778
65	Beattie. Jac*USW	0:37:46	M	65	50-54 1	014	6:05	77
66	Stevens. Mar*Pac	0:37:47	M	66	30-34 15	022	6:06	833
67	Griffith. Da*USW	0:37:56	M	67	45-49 7	423	6:07	233
68	Taveras. Eli*ATT	0:38:12	M	68	45-49 8	308	6:10	267
69	White. Ken *GEL	0:38:24	M	69	45-49 9	081	6:12	300
70	Millar. Roy *Exx	0:38:29	M	70	45-49 10	148	6:12	333
71	Torres. Phil*Pac	0:38:30	M	71	35-39 16	024	6:13	615
72	Childs.Alexa*Roc	0:38:31	M	72	35-39 17	422	6:13	654
73	Bird. Doug *Exx	0:38:32	M	73	45-49 11	145	6:13	367
74	LaChance. Ri*ATT	0:38:37	M	74	45-49 12	288	6:14	400
75	Gormally. Er*CIG	0:38:39	M	75	40-44 11	177	6:14	367
76	Peller. Jim *IBM	0:38:40	M	76	55-59 1	112	6:14	56
77	Homeyer. Tom*GEL	0:38:43	M	77	40-44 12	066	6:15	400
78	Lecteres. Al*Cok	0:38:46	M	78	01-24 10	213	6:15	833
79	King. Rio *TIn	0:38:47	M	79	50-54 2	358	6:15	154
80	Robinson. Jo*ATT	0:38:48	M	80	40-44 13	302	6:15	433
81	Daniels. Rog*ATT	0:38:50	M	81	55-59 2	275	6:16	111
82	Hart. Barry *Ten	0:38:52	M	82	50-54 3	125	6:16	231
83	Seward. Geor*Ten	0:38:58	M	83	40-44 14	129	6:17	467
84	Pestinger. K*CIG	0:39:01	M	84	40-44 15	181	6:18	500
85	Mutchelknaus*ATT	0:39:03	M	85	50-54 4	293	6:18	308
MEAN TIME								
86	Hoo. Kie Soo*Roc	0:39:15	M	86	25-29 11	240	6:20	1000
87	Yoldonski. E*USW	0:39:22	M	87	45-49 13	015	6:21	433
88	Kasten.Alexa*ATT	0:39:24	M	88	55-59 3	286	6:21	167
89	Adams. Bill *Hug	0:39:28	M	89	40-44 16	328	6:22	533
90	Masterson. B*CIG	0:39:28	M	90	50-54 5	173	6:22	385
91	Smith. Frank*ATT	0:39:32	M	91	50-54 6	306	6:23	462
92	Sackos. John*ATT	0:39:34	M	92	30-34 16	413	6:23	889
93	Catt. George*ATT	0:39:42	M	93	45-49 14	418	6:24	467
94	Osborn. Chri*BAR	0:39:58	M	94	01-24 11	425	6:27	917
95	Demangone. Barry	0:40:01	M	95	45-49 15	142	6:27	500
96	Ruggles. Lar*ATT	0:40:02	M	96	40-44 17	410	6:27	567
97	Wieland. Ken*CIG	0:40:03	M	97	40-44 18	428	6:28	600
98	Allison. Ton*Ten	0:40:12	M	98	35-39 18	122	6:29	692
99	Guttenberger*ATT	0:40:19	M	99	50-54 7	281	6:30	538
100	Hoffman. Joh*ATT	0:40:22	M	100	45-49 16	282	6:31	533
101	Romere. Ron *Exx	0:40:24	M	101	35-39 19	151	6:31	731
102	Cassen. Quen*Roc	0:40:30	M	102	50-54 8	236	6:32	615
103	Faherty. Dav*ATT	0:40:31	M	103	45-49 17	277	6:32	567
104	Kurz. Wally *GEL	0:40:34	M	104	55-59 4	078	6:33	222
105	Curtis. Alan*Pac	0:40:36	M	105	45-49 18	029	6:33	600
106	Porcello. Da*CIG	0:40:43	M	106	30-34 17	189	6:34	944
107	Brown. Jeff *Ten	0:40:46	M	107	40-44 19	100	6:34	500

108	Pogue. Dave *IBM	0:40:49	M	108	45-49 19	115	6:35	633
109	Brixey. Stev*Boe	0:40:53	M	109	45-49 20	161	6:36	667
110	Vasser. Sand*Exx	0:40:57	M	110	35-39 20	147	6:36	769
111	Higgins. Bil*Hug	0:41:00	M	111	40-44 20	333	6:37	667
112	Naylor. Ches*Ten	0:41:06	M	112	55-59 5	126	6:38	278
113	Patrick. Mik*Pac	0:41:06	M	113	40-44 21	032	6:38	700
114	Plymale. Way*ATT	0:41:10	M	114	40-44 22	298	6:38	733
115	Turley. Bill*ATT	0:41:13	M	115	60-99 1	309	6:39	83
116	Connors. Rus*ATT	0:41:18	M	116	60-99 2	272	6:40	167
117	Devine. Pat *Hug	0:41:18	M	117	60-99 3	331	6:40	250
118	Garcia. Dave*Pac	0:41:48	M	118	40-44 23	025	6:45	767
119	Rusher. Davi*Roc	0:41:59	M	119	50-54 9	232	6:46	692
120	Dickerson. L*GEL	0:42:05	M	120	60-99 4	067	6:47	333
121	Lock. Ed *HPk	0:42:19	M	121	35-39 21	054	6:50	808
122	Stocksdale. *Hug	0:42:25	M	122	40-44 24	343	6:50	800
123	Presley. Don*ATT	0:42:32	M	123	55-59 6	299	6:52	333
124	Romesburg. E*GEL	0:42:40	M	124	60-99 5	079	6:53	417
125	Hill. Alex *Roc	0:42:43	M	125	45-49 21	237	6:53	700
126	Wright. Larr*Boe	0:42:44	M	126	55-59 7	159	6:54	389
127	Selby. Jerry*Pac	0:42:45	M	127	50-54 10	036	6:54	769
128	Lowder. Bill*ATT	0:42:50	M	128	40-44 25	289	6:55	833
129	Smotrys. Ste*Hug	0:42:56	M	129	35-39 22	342	6:55	846
130	Huddock. Bil*CIG	0:43:08	M	130	40-44 26	198	6:57	867
131	Mehlberg. Da*Exx	0:43:12	M	131	35-39 23	150	6:58	885
132	Ryza. Pete *ATT	0:43:15	M	132	40-44 27	303	6:59	900
133	Pouch. Ken *CIG	0:43:16	M	133	45-49 22	176	6:59	733
134	Panaccione.W*ATT	0:43:22	M	134	55-59 8	295	7:00	444
135	Scott. Bob *Ten	0:43:23	M	135	60-99 6	128	7:00	500
136	Grubert. Car*Pac	0:43:34	M	136	50-54 11	034	7:02	846
137	Atzert. Greg*CIG	0:43:40	M	137	45-49 23	175	7:03	767
138	Webb. Steve *ATT	0:43:41	M	138	45-49 24	311	7:03	800
139	Peterson. Ke*ATT	0:43:54	M	139	60-99 7	297	7:05	583
140	Bradley. Bru*ATT	0:44:05	M	140	40-44 28	424	7:07	933
141	Kelly. Patri*CIG	0:44:10	M	141	35-39 24	183	7:07	923
142	Egan. Larry *IBM	0:44:14	M	142	50-54 12	111	7:08	923
143	Dirago. Geor*ATT	0:44:18	M	143	55-59 9	276	7:09	500
144	Coe. Gordon *GEL	0:44:39	M	144	55-59 10	063	7:12	556
145	Speidel. Ric*Pac	0:44:43	M	145	45-49 25	033	7:13	833
146	O'Brien. Bil*Pac	0:44:56	M	146	55-59 11	038	7:15	611
147	Anderson. Pa*Boe	0:44:57	M	147	55-59 12	157	7:15	667
148	Beal. Andy *Roc	0:45:04	M	148	60-99 8	246	7:16	667
149	Martin. John*Hug	0:45:24	M	149	55-59 13	336	7:19	722
150	Stanchfield.*Hug	0:45:43	M	150	35-39 25	344	7:22	962
<b>151</b>	<b>Cunkelman.Willis</b>	<b>0:46:22</b>	<b>M</b>	<b>151</b>	<b>55-59 14</b>	<b>141</b>	<b>7:29</b>	<b>778</b>

152	Moses. Ray *Boe	0:46:38	M	152	55-59 15	160	7:31	833
153	Wei. Peter *GEL	0:46:40	M	153	40-44 29	080	7:32	967
154	Fay. Thomas *CIG	0:46:50	M	154	01-24 12	200	7:33	1000
155	Sather. Mike*Hug	0:47:10	M	155	60-99 9	340	7:36	750
156	Carter. Butc*Pac	0:47:21	M	156	45-49 26	028	7:38	867
157	Mendola. PJ *Ten	0:47:29	M	157	60-99 10	131	7:40	833
158	Hickey. John*CIG	0:47:35	M	158	60-99 11	171	7:40	917
159	Krick. Willa*Hug	0:48:14	M	159	55-59 16	399	7:47	889
160	Heller. Jim *Roc	0:48:36	M	160	45-49 27	235	7:50	900
161	English. Pat*Cok	0:48:43	M	161	40-44 30	219	7:51	1000
162	Emerson. Gre*Cok	0:48:43	M	162	45-49 28	215	7:51	933
163	Manning. Hug*Boe	0:49:34	M	163	55-59 17	384	8:00	944
164	Hopper. Walt*Roc	0:49:46	M	164	35-39 26	238	8:02	1000
165	Colon. Carlo*Cok	0:50:14	M	165	45-49 29	216	8:06	967
166	Schmidt. Al *Pac	0:50:28	M	166	55-59 18	200	8:07	967

167 Ramirez. Lou*ATT	0:50:37	M	167	45-49	30	411	8:10	1000
168 Limesand. Da*CIG	0:50:53	M	168	30-34	18	191	8:12	1000
169 Walters. Ver*CIG	0:52:08	M	169	50-54	13	174	8:25	1000
170 Escobosa. Al*Roc	0:52:49	M	170	60-99	12	243	8:31	1000

Live TIME is 0:39:49.5

Age Division	# of Parts	Course Record	
01-24(A)	- 12	0:30:52	David Honea (AT&T '91)
25-29(B)	- 11	0:30:35	Al Jankunas (Honeywell '88)
30-34(C)	- 18	0:30:51	Art Menchaca (Hughes '88)
35-39(D)	- 26	0:31:11	Winifred Ahlmann (TI '91)
40-44(E)	- 30	0:32:15	Jim Hatcher (US West '89)
45-49(F)	- 30	0:33:16	Tony McCool (CIGNA '91)
50-54(G)	- 13	0:34:17	Dick Amato (Westinghouse '91)
55-59(H)	- 18	0:36:08	Pat Devine (Hughes '86)
60-99(I)	- 12	0:40:06	Pat Devine (Hughes '91)

# = Broke AGE GROUP course record

- 0  
 -----  
 170

07/12/92

# Race Results

USCAA Nationals (UCI '92)

MEANS 10K  
D.V I

PL	Name	Time	Sex / PL	Div / PL	Race#	Pace	%/pts
<b>ATT (1-a) : 1st</b>							
1	Honea. David	0:31:59	M 1	01-24 1	416	5:10	965
3	Severude. Al	0:32:27	M 3	25-29 1	304	5:14	942
4	Gerber. Mark	0:32:30	M 4	25-29 2	279	5:15	941
9	Fischer. Dan	0:33:23	M 9	30-34 3	278	5:23	924
15	Melissas. Dave	0:33:57	M 15	01-24 3	292	5:29	909
22	Peacher. Tom	0:34:16	M 22	30-34 8	296	5:32	900
25	Riano. Ernesto	0:34:39	M 25	35-39 3	301	5:35	900
26	Case. John	0:34:54	M 26	35-39 4	271	5:38	894
30	Neupauer. Tom	0:35:09	M 30	30-34 9	294	5:40	878
31	Villarosa. Lou	0:35:16	M 31	40-44 6	310	5:41	914
39	Cubbison. Jack	0:35:55	M 39	45-49 1	273	5:48	926
41	Acre. Curtis	0:35:59	M 41	40-44 7	268	5:48	896
43	Whiteside. Jay	0:36:13	M 43	35-39 10	312	5:50	861
46	Mazer. Mike	0:36:32	M 46	25-29 8	394	5:54	837
47	Reitz. Jim	0:36:35	M 47	45-49 2	300	5:54	909
48	Keogh. George	0:36:37	M 48	45-49 3	287	5:54	909
68	Taveras. Elias	0:38:12	M 68	45-49 8	308	6:10	871
74	LaChance. Rich	0:38:37	M 74	45-49 12	288	6:14	861
80	Robinson. Joe	0:38:48	M 80	40-44 13	302	6:15	831
81	Daniels. Roger	0:38:50	M 81	55-59 2	275	6:16	930
85	Mutchelknaus.Low	0:39:03	M 85	50-54 4	293	6:18	878
<b>MEAN TIME</b>							
88	Kasten.Alexander	0:39:24	M 88	55-59 3	286	6:21	917
91	Smith. Frank	0:39:32	M 91	50-54 6	306	6:23	867
92	Sackos. John	0:39:34	M 92	30-34 16	413	6:23	780
93	Catt. George	0:39:42	M 93	45-49 14	418	6:24	838
96	Ruggles. Larry	0:40:02	M 96	40-44 17	410	6:27	806
99	Guttenberger.Jef	0:40:19	M 99	50-54 7	281	6:30	850
100	Hoffman. John	0:40:22	M 100	45-49 16	282	6:31	824
103	Faherty. Dave	0:40:31	M 103	45-49 17	277	6:32	821
114	Plymale. Wayne	0:41:10	M 114	40-44 22	298	6:38	783
115	Turley. Bill	0:41:13	M 115	60-99 1	309	6:39	973
116	Connors. Russ	0:41:18	M 116	60-99 2	272	6:40	971
123	Presley. Don	0:42:32	M 123	55-59 6	299	6:52	850
128	Lowder. Bill	0:42:50	M 128	40-44 25	289	6:55	753
132	Ryza. Pete	0:43:15	M 132	40-44 27	303	6:59	746
134	Panaccione.Warre	0:43:22	M 134	55-59 8	295	7:00	833
138	Webb. Steve	0:43:41	M 138	45-49 24	311	7:03	762
139	Peterson. Ken	0:43:54	M 139	60-99 7	297	7:05	913
140	Bradley. Bruce	0:44:05	M 140	40-44 28	424	7:07	732
143	Dirago. George	0:44:18	M 143	55-59 9	276	7:09	816
167	Ramirez. Lou	0:50:37	M 167	45-49 30	411	8:10	657

ATT (1-a) : Total PTs for 5 scorers ( 1 1 1 1 2 ) is = 6 ( 3650 %/pts)

Honea. David  
Severude. Al  
Cubbison. Jack  
Turley. Bill

Gerber. Mark

PL	Name	Time	Sex / PL	Div / PL	Race#	Pace	%/pts
<b>W (5-e) : 2nd</b>							
6	Hatcher. Jim	0:32:38	M 6	40-44 1	013	5:16	988
8	Sheely. Joe	0:33:02	M 8	30-34 2	012	5:20	934
21	Cruz. Tar	0:34:12	M 21	25-29 4	020	5:31	894
42	McMiller. Justin	0:36:01	M 42	01-24 8	011	5:49	857
65	Beattie. Jack	0:37:46	M 65	50-54 1	014	6:05	908
67	Griffith. Dave	0:37:56	M 67	45-49 7	423	6:07	877
87	Yoldonski. Ed	0:39:22	M 87	45-49 13	015	6:21	845

USW (5-e) : Total PTs for 5 scorers ( 1 1 2 4 7 ) is = 15 ( 4381 %/pts)

Hatcher. Jim  
 Beattie. Jack  
 Sheely. Joe  
 Cruz. Tar  
 Griffith. Dave

PL	Name	Time	Sex / PL	Div / PL	Race#	Pace	%/pts
<b>GE (2-b) : 3rd</b>							
2	Morgauti. Jeff	0:32:18	M 2	01-24 2	415	5:13	956
7	Cumbo. John	0:32:45	M 7	25-29 3	072	5:17	934
10	Huey. Eric	0:33:36	M 10	30-34 4	058	5:25	918
16	Udovich. Kirk	0:33:58	M 16	30-34 6	062	5:29	908
18	Gross. Mike	0:34:04	M 18	01-24 5	061	5:30	906
20	Kirk. Peter	0:34:10	M 20	35-39 2	070	5:31	913
29	Barrett. Mike	0:34:59	M 29	35-39 5	074	5:39	891
34	Colborn. Rob	0:35:30	M 34	35-39 6	065	5:44	878
37	Cheriguene. Slimn	0:35:51	M 37	35-39 7	076	5:47	870
40	Leonard. Tom	0:35:56	M 40	35-39 9	069	5:48	868
45	Banevicius. John	0:36:27	M 45	30-34 11	064	5:53	846
54	Ferguson. Darryl	0:36:57	M 54	45-49 5	073	5:58	900
61	Zigan. Dave	0:37:26	M 61	25-29 10	085	6:02	817
62	Smith. Gordon	0:37:42	M 62	30-34 12	417	6:05	818
64	Walsh. Hugh	0:37:45	M 64	30-34 14	082	6:05	817
69	White. Ken	0:38:24	M 69	45-49 9	081	6:12	866
77	Homeyer. Tom	0:38:43	M 77	40-44 12	066	6:15	833
104	Kurz. Wally	0:40:34	M 104	55-59 4	078	6:33	891
120	Dickerson. Larry	0:42:05	M 120	60-99 4	067	6:47	953
124	Romesburg. Eph	0:42:40	M 124	60-99 5	079	6:53	940
144	Coe. Gordon	0:44:39	M 144	55-59 10	063	7:12	809
153	Wei. Peter	0:46:40	M 153	40-44 29	080	7:32	691

GE (2-b) : Total PTs for 5 scorers ( 2 2 3 4 4 ) is = 15 ( 3952 %/pts)

Morgauti. Jeff  
 Kirk. Peter  
 Cumbo. John  
 Huey. Eric  
 Kurz. Wally

PL	Name	Time	Sex / PL	Div / PL	Race#	Pace	%/pts
<b>TI (9-i) : 4th</b>							
11	Varga. Chad	0:33:47	M 11	30-34 5	356	5:27	913
24	Underwood. Mark	0:34:29	M 24	25-29 6	360	5:34	887
28	Jenkins. Michael	0:34:58	M 28	40-44 5	357	5:38	899

38	Mandeville. Ray	0:35:53	M	38	35-39 8	359	5:47	869
79	King. Rio	0:38:47	M	79	50-54 2	358	6:15	884

TI (9-i) : Total PTs for 5 scorers ( 2 5 5 6 8 ) is = 26 ( 4475 %/pts)

King. Rio  
 Varga. Chad  
 Jenkins. Michael  
 Underwood. Mark  
 Mandeville. Ray

PL	Name	Time	Sex / PL	Div / PL	Race#	Pace	%/pts
<b>Pac (6-f) : 5th</b>							
12	Lanzarin. Ed	0:33:50	M	12	40-44 2	003	5:27 953
13	Chavez. Steve	0:33:51	M	13	35-39 1	040	5:28 921
49	Valdez. Rich	0:36:39	M	49	40-44 8	027	5:55 880
57	Goldman. Len	0:37:04	M	57	45-49 6	030	5:59 897
66	Stevens. Mark	0:37:47	M	66	30-34 15	022	6:06 816
71	Torres. Phil	0:38:30	M	71	35-39 16	024	6:13 810
105	Curtis. Alan	0:40:36	M	105	45-49 18	029	6:33 819
113	Patrick. Mike	0:41:06	M	113	40-44 21	032	6:38 785
118	Garcia. Dave	0:41:48	M	118	40-44 23	025	6:45 772
127	Selby. Jerry	0:42:45	M	127	50-54 10	036	6:54 802
136	Grubert. Carl	0:43:34	M	136	50-54 11	034	7:02 787
145	Speidel. Rich	0:44:43	M	145	45-49 25	033	7:13 744
146	O'Brien. Bill	0:44:56	M	146	55-59 11	038	7:15 804
156	Carter. Butch	0:47:21	M	156	45-49 26	028	7:38 703
166	Schmidt. Al	0:50:29	M	166	55-59 18	039	8:09 716

(6-f) : Total PTs for 5 scorers ( 1 2 6 8 10 ) is = 27 ( 3720 %/pts)

Chavez. Steve  
 Lanzarin. Ed  
 Goldman. Len  
 Valdez. Rich  
 Selby. Jerry

PL	Name	Time	Sex / PL	Div / PL	Race#	Pace	%/pts
<b>Ten (4-d) : 6th</b>							
50	Mitchell. Dick	0:36:42	M	50	35-39 12	386	5:55 850
53	Denman. Dean	0:36:52	M	53	45-49 4	124	5:57 902
59	Rodey. Steve	0:37:18	M	59	35-39 15	127	6:01 836
60	Bunnell. Mike	0:37:23	M	60	01-24 9	123	6:02 826
82	Hart. Barry	0:38:52	M	82	50-54 3	125	6:16 882
83	Seward. George	0:38:58	M	83	40-44 14	129	6:17 828
98	Allison. Tony	0:40:12	M	98	35-39 18	122	6:29 776
107	Brown. Jeff	0:40:46	M	107	40-44 19	130	6:35 791
112	Naylor. Chester	0:41:06	M	112	55-59 5	126	6:38 879
135	Scott. Bob	0:43:23	M	135	60-99 6	128	7:00 924
157	Mendola. PJ	0:47:29	M	157	60-99 10	131	7:40 845

Ten (4-d) : Total PTs for 5 scorers ( 3 4 5 6 9 ) is = 27 ( 4057 %/pts)

Hart. Barry  
 Denman. Dean  
 Naylor. Chester  
 Scott. Bob  
 Bunnell. Mike

PL	Name	Time	Sex / PL	Div / PL	Race#	Pace	%/pts
----	------	------	----------	----------	-------	------	-------



**CIG (11-k) : 7th**

14	Parks. Robert	0:33:53	M	14	40-44 3	180	5:28	952
23	Feder. Daniel	0:34:27	M	23	25-29 5	194	5:33	888
32	Hixon. Tom	0:35:17	M	32	01-24 6	421	5:41	875
56	Horbatiuk. Kevin	0:37:01	M	56	35-39 14	187	5:58	842
75	Gormally. Eric	0:38:39	M	75	40-44 11	177	6:14	834
84	Pestinger. Ken	0:39:01	M	84	40-44 15	181	6:18	827
90	Masterson. Bill	0:39:28	M	90	50-54 5	173	6:22	869
97	Wieland. Ken	0:40:03	M	97	40-44 18	428	6:28	805
106	Porcello. David	0:40:43	M	106	30-34 17	189	6:34	758
130	Huddock. Bill	0:43:08	M	130	40-44 26	198	6:57	748
133	Pouch. Ken	0:43:16	M	133	45-49 22	176	6:59	769
137	Atzert. Gregg	0:43:40	M	137	45-49 23	175	7:03	762
141	Kelly. Patrick	0:44:10	M	141	35-39 24	183	7:07	706
154	Fay. Thomas	0:46:50	M	154	01-24 12	200	7:33	659
158	Hickey. John	0:47:35	M	158	60-99 11	171	7:40	843
168	Limesand. Dan	0:50:53	M	168	30-34 18	191	8:12	606
169	Walters. Vernon	0:52:08	M	169	50-54 13	174	8:25	658

CIG (11-k) : Total PTs for 5 scorers ( 3 5 5 6 11 ) is = 30 ( 3377 %/pts)

Parks. Robert  
 Feder. Daniel  
 Masterson. Bill  
 Hixon. Tom  
 Gormally. Eric

PL	Name	Time	Sex / PL	Div / PL	Race#	Pace	%/pts	
<b>BA (31-<del>8</del>) : 8th</b>								
27	Bloomfield. Colin	0:34:57	M	27	40-44 4	397	5:38	923
33	Donovan. Jason	0:35:24	M	33	01-24 7	427	5:43	872
35	Goldsworthy. Keit	0:35:45	M	35	30-34 10	396	5:46	863
52	Osborn. Steve	0:36:48	M	52	25-29 9	426	5:56	831
94	Osborn. Chris	0:39:58	M	94	01-24 11	425	6:27	772

BA (31-~~8~~) : Total PTs for 5 scorers ( 4 7 9 10 11 ) is = 41 ( 4261 %/pts)

Bloomfield. Colin  
 Donovan. Jason  
 Osborn. Steve  
 Goldsworthy. Keit  
 Osborn. Chris

PL	Name	Time	Sex / PL	Div / PL	Race#	Pace	%/pts	
<b>Hug (7-g) : 9th</b>								
36	Marble. Stuart	0:35:50	M	36	25-29 7	337	5:47	853
58	Norris. John	0:37:13	M	58	40-44 10	338	6:00	867
89	Adams. Bill	0:39:28	M	89	40-44 16	328	6:22	817
111	Higgins. Bill	0:41:00	M	111	40-44 20	333	6:37	787
117	Devine. Pat	0:41:18	M	117	60-99 3	331	6:40	971
122	Stocksdale. Kim	0:42:25	M	122	40-44 24	343	6:50	760
129	Smotrys. Steve	0:42:56	M	129	35-39 22	342	6:55	726
149	Martin. John	0:45:24	M	149	55-59 13	336	7:19	796
150	Stanchfield. Shaw	0:45:43	M	150	35-39 25	344	7:22	682
155	Sather. Mike	0:47:10	M	155	60-99 9	340	7:36	850
159	Krick. Willard	0:48:14	M	159	55-59 16	399	7:47	749

Hug (7-g) : Total PTs for 5 scorers ( 3 7 9 10 13 ) is = 42 ( 3704 %/pts)

Devine. Pat

Marble. Stuart  
 Sather. Mike  
 Norris. John  
 Martin. John

PL	Name	Time	Sex / PL	Div / PL	Race#	Pace	%/pts
<b>IBM (3-c) : 10th</b>							
17	McKee. Kevin	0:34:00	M 17	01-24 4	407	5:29	908
19	Horan. Marty	0:34:04	M 19	30-34 7	107	5:30	906
76	Peller. Jim	0:38:40	M 76	55-59 1	112	6:14	934
108	Pogue. Dave	0:40:49	M 108	45-49 19	115	6:35	815
142	Egan. Larry	0:44:14	M 142	50-54 12	111	7:08	775

IBM (3-c) : Total PTs for 5 scorers ( 1 4 7 12 19 ) is = 43 ( 4338 %/pts)  
 Peller. Jim  
 McKee. Kevin  
 Horan. Marty  
 Egan. Larry  
 Pogue. Dave

PL	Name	Time	Sex / PL	Div / PL	Race#	Pace	%/pts
<b>Roc (13-m) : 11th</b>							
72	Childs. Alexander	0:38:31	M 72	35-39 17	422	6:13	810
86	Hoo. Kie Soo	0:39:15	M 86	25-29 11	240	6:20	779
102	Cassen. Quent	0:40:30	M 102	50-54 8	236	6:32	847
119	Rusher. David	0:41:59	M 119	50-54 9	232	6:46	817
125	Hill. Alex	0:42:43	M 125	45-49 21	237	6:53	779
148	Beal. Andy	0:45:04	M 148	60-99 8	246	7:16	890
160	Heller. Jim	0:48:36	M 160	45-49 27	235	7:50	684
164	Hopper. Walter	0:49:46	M 164	35-39 26	238	8:02	627
170	Escobosa. Al	0:52:49	M 170	60-99 12	243	8:31	759

Roc (13-m) : Total PTs for 5 scorers ( 8 8 9 11 12 ) is = 48 ( 3628 %/pts)  
 Cassen. Quent  
 Beal. Andy  
 Rusher. David  
 Hoo. Kie Soo  
 Escobosa. Al

PL	Name	Time	Sex / PL	Div / PL	Race#	Pace	%/pts
<b>Exx (8-h) : 12th</b>							
55	Mandry. Elwyn	0:36:59	M 55	40-44 9	146	5:58	872
70	Millar. Roy	0:38:29	M 70	45-49 10	148	6:12	864
73	Bird. Doug	0:38:32	M 73	45-49 11	145	6:13	863
101	Romere. Ron	0:40:24	M 101	35-39 19	151	6:31	772
110	Vasser. Sandy	0:40:57	M 110	35-39 20	147	6:36	761
131	Mehlberg. Dave	0:43:12	M 131	35-39 23	150	6:58	722

Exx (8-h) : Total PTs for 5 scorers ( 9 10 11 19 20 ) is = 69 ( 3982 %/pts)  
 Mandry. Elwyn  
 Millar. Roy  
 Bird. Doug  
 Romere. Ron  
 Vasser. Sandy

PL	Name	Time	Sex / PL	Div / PL	Race#	Pace	%/pts
<b>Boe (15-o) : 13th</b>							
109	Brixey. Steve	0:40:53	M 109	45-49 20	161	6:36	814
126	Wright. Larry	0:42:44	M 126	55-59 7	159	6:54	846
147	Anderson. Parry	0:44:57	M 147	55-59 12	157	7:15	804
152	Moses. Ray	0:46:38	M 152	55-59 15	160	7:31	775
163	Manning. Hugh	0:49:34	M 163	55-59 17	384	8:00	729

Boe (15-o) : Total PTs for 5 scorers ( 7 12 15 17 20 ) is = 71 ( 3968 %/pts)

Wright. Larry  
 Anderson. Parry  
 Moses. Ray  
 Manning. Hugh  
 Brixey. Steve

PL	Name	Time	Sex / PL	Div / PL	Race#	Pace	%/pts
<b>Cok (14-n) : 14th</b>							
51	Whiteley. Paul	0:36:47	M 51	35-39 13	214	5:56	848
78	Lecteres. Alex	0:38:46	M 78	01-24 10	213	6:15	796
161	English. Pat	0:48:43	M 161	40-44 30	219	7:51	662
162	Emerson. Greg	0:48:43	M 162	45-49 28	215	7:51	683
165	Colon. Carlos	0:50:14	M 165	45-49 29	216	8:06	662

Cok (14-n) : Total PTs for 5 scorers ( 10 13 28 29 30 ) is = 110 ( 3651 %/pts)

Lecteres. Alex  
 Whiteley. Paul  
 Emerson. Greg  
 Colon. Carlos  
 English. Pat

Ave TIME is 0:39:49.5

Age Division	# of Parts	Course Record	# = Broke AGE GROUP course record
01-24(A)	- 12	0:30:52	David Honea (AT&T '91)
25-29(B)	- 11	0:30:35	Al Jankunas (Honeywell '88)
30-34(C)	- 18	0:30:51	Art Menchaca (Hughes '88)
35-39(D)	- 26	0:31:11	Winifred Ahlmann (TI '91)
40-44(E)	- 30	0:32:15	Jim Hatcher (US West '89)
45-49(F)	- 30	0:33:16	Tony McCool (CIGNA '91)
50-54(G)	- 13	0:34:17	Dick Amato (Westinghouse '91)
59(H)	- 18	0:36:08	Pat Devine (Hughes '86)
60-99(I)	- 12	0:40:06	Pat Devine (Hughes '91)

PL	Name	Time	Sex / PL	Div / PL	Race#	Pace	%/pts
001	Honea. David*ATT	0:31:59	M 1	01-24 1	416	5:10	83
002	Morgauti. Je*GEL	0:32:18	M 2	01-24 2	415	5:13	167
015	Melissas. Da*ATT	0:33:57	M 15	01-24 3	292	5:29	250
017	McKee. Kevin*IBM	0:34:00	M 17	01-24 4	407	5:29	333
018	Gross. Mike *GEL	0:34:04	M 18	01-24 5	061	5:30	417
032	Hixon. Tom *CIG	0:35:17	M 32	01-24 6	421	5:41	500
033	Donovan. Jas*BAR	0:35:24	M 33	01-24 7	427	5:43	583
042	McMiller. Ju*USW	0:36:01	M 42	01-24 8	011	5:49	667
060	Bunnell. Mik*Ten	0:37:23	M 60	01-24 9	123	6:02	750
078	Lecteres. Al*Cok	0:38:46	M 78	01-24 10	213	6:15	833
094	Osborn. Chri*BAR	0:39:58	M 94	01-24 11	425	6:27	917
154	Fay. Thomas *CIG	0:46:50	M 154	01-24 12	200	7:33	1000

PL	Name	Time	Sex / PL	Div / PL	Race#	Pace	%/pts
003	Severude. Al*ATT	0:32:27	M 3	25-29 1	304	5:14	91
004	Gerber. Mark*ATT	0:32:30	M 4	25-29 2	279	5:15	182
007	Cumbo. John *GEL	0:32:45	M 7	25-29 3	072	5:17	273
021	Cruz. Tar *USW	0:34:12	M 21	25-29 4	020	5:31	364
023	Feder. Danie*CIG	0:34:27	M 23	25-29 5	194	5:33	455
024	Underwood. M*Tin	0:34:29	M 24	25-29 6	360	5:34	545
036	Marble. Stua*Hug	0:35:50	M 36	25-29 7	337	5:47	636
046	Mazer. Mike *ATT	0:36:32	M 46	25-29 8	394	5:54	727
052	Osborn. Stev*BAR	0:36:48	M 52	25-29 9	426	5:56	818
061	Zigan. Dave *GEL	0:37:26	M 61	25-29 10	085	6:02	909
086	Hoo. Kie Soo*Roc	0:39:15	M 86	25-29 11	240	6:20	1000

PL	Name	Time	Sex / PL	Div / PL	Race#	Pace	%/pts
005	Garcia. Tom *Del	0:32:31	M 5	30-34 1	318	5:15	56
008	Sheely. Joe *USW	0:33:02	M 8	30-34 2	012	5:20	111
009	Fischer. Dan*ATT	0:33:23	M 9	30-34 3	278	5:23	167
010	Huey. Eric *GEL	0:33:36	M 10	30-34 4	058	5:25	222
011	Varga. Chad *Tin	0:33:47	M 11	30-34 5	356	5:27	278
016	Udovich. Kir*GEL	0:33:58	M 16	30-34 6	062	5:29	333
019	Horan. Marty*IBM	0:34:04	M 19	30-34 7	107	5:30	389
022	Peacher. Tom*ATT	0:34:16	M 22	30-34 8	296	5:32	444
030	Neupauer. To*ATT	0:35:09	M 30	30-34 9	294	5:40	500
035	Goldsworthy.*BAR	0:35:45	M 35	30-34 10	396	5:46	556
045	Banevicius. *GEL	0:36:27	M 45	30-34 11	064	5:53	611
062	Smith. Gordo*GEL	0:37:42	M 62	30-34 12	417	6:05	667
063	Wells. Randy*Del	0:37:44	M 63	30-34 13	323	6:05	722
064	Walsh. Hugh *GEL	0:37:45	M 64	30-34 14	082	6:05	778
066	Stevens. Mar*Pac	0:37:47	M 66	30-34 15	022	6:06	833
092	Sackos. John*ATT	0:39:34	M 92	30-34 16	413	6:23	889
106	Porcello. Da*CIG	0:40:43	M 106	30-34 17	189	6:34	944
168	Limesand. Da*CIG	0:50:53	M 168	30-34 18	191	8:12	1000

PL	Name	Time	Sex / PL	Div / PL	Race#	Pace	%/pts
013	Chavez. Stev*Pac	0:33:51	M 13	35-39 1	040	5:28	38
020	Kirk. Peter *GEL	0:34:10	M 20	35-39 2	070	5:31	77
025	Riano. Ernes*ATT	0:34:39	M 25	35-39 3	301	5:35	115
026	Case. John *ATT	0:34:54	M 26	35-39 4	271	5:38	154
029	Barrett. Mik*GEL	0:34:59	M 29	35-39 5	074	5:39	192
034	Colborn. Rob*GEL	0:35:30	M 34	35-39 6	065	5:44	231
037	Cheriguene.S*GEL	0:35:51	M 37	35-39 7	076	5:47	269
038	Mandeville. *Tin	0:35:53	M 38	35-39 8	359	5:47	308
040	Leonard. Tom*GEL	0:35:56	M 40	35-39 9	069	5:48	346
043	Whiteside. J*ATT	0:36:13	M 43	35-39 10	312	5:50	385
044	Steinberg. M*Del	0:36:19	M 44	35-39 11	055	5:51	424

050	Mitchell. Di*Ten	0:36:42	M	50	35-39	12	386	5:55	462
051	Whiteley. Pa*Cok	0:36:47	M	51	35-39	13	214	5:56	500
056	Horbatiuk. K*CIG	0:37:01	M	56	35-39	14	187	5:58	538
059	Rodey. Steve*Ten	0:37:18	M	59	35-39	15	127	6:01	577
071	Torres. Phil*Pac	0:38:30	M	71	35-39	16	024	6:13	615
072	Childs.Alexa*Roc	0:38:31	M	72	35-39	17	422	6:13	654
098	Allison. Ton*Ten	0:40:12	M	98	35-39	18	122	6:29	692
101	Romere. Ron *Exx	0:40:24	M	101	35-39	19	151	6:31	731
110	Vasser. Sand*Exx	0:40:57	M	110	35-39	20	147	6:36	769
121	Lock. Ed *HPk	0:42:19	M	121	35-39	21	054	6:50	808
129	Smotrys. Ste*Hug	0:42:56	M	129	35-39	22	342	6:55	846
131	Mehlberg. Da*Exx	0:43:12	M	131	35-39	23	150	6:58	885
141	Kelly. Patri*CIG	0:44:10	M	141	35-39	24	183	7:07	923
150	Stanchfield.*Hug	0:45:43	M	150	35-39	25	344	7:22	962
164	Hopper. Walt*Roc	0:49:46	M	164	35-39	26	238	8:02	1000

PL	Name	Time	Sex /	PL	Div /	PL	Race#	Pace	%/pts
006	Hatcher. Jim*USW	0:32:38	M	6	40-44	1	013	5:16	33
012	Lanzarin. Ed*Pac	0:33:50	M	12	40-44	2	003	5:27	67
014	Parks. Rober*CIG	0:33:53	M	14	40-44	3	180	5:28	100
027	Bloomfield.C*BAR	0:34:57	M	27	40-44	4	397	5:38	133
028	Jenkins. Mic*TIIn	0:34:58	M	28	40-44	5	357	5:38	167
031	Villarosa. L*ATT	0:35:16	M	31	40-44	6	310	5:41	200
041	Acre. Curtis*ATT	0:35:59	M	41	40-44	7	268	5:48	233
049	Valdez. Rich*Pac	0:36:39	M	49	40-44	8	027	5:55	267
055	Mandry. Elwy*Exx	0:36:59	M	55	40-44	9	146	5:58	300
058	Norris. John*Hug	0:37:13	M	58	40-44	10	338	6:00	333
075	Gormally. Er*CIG	0:38:39	M	75	40-44	11	177	6:14	367
077	Homeyer. Tom*GEL	0:38:43	M	77	40-44	12	066	6:15	400
080	Robinson. Jo*ATT	0:38:48	M	80	40-44	13	302	6:15	433
083	Seward. Geor*Ten	0:38:58	M	83	40-44	14	129	6:17	467
084	Pestinger. K*CIG	0:39:01	M	84	40-44	15	181	6:18	500
089	Adams. Bill *Hug	0:39:28	M	89	40-44	16	328	6:22	533
096	Ruggles. Lar*ATT	0:40:02	M	96	40-44	17	410	6:27	567
097	Wieland. Ken*CIG	0:40:03	M	97	40-44	18	428	6:28	600
107	Brown. Jeff *Ten	0:40:46	M	107	40-44	19	130	6:35	633
111	Higgins. Bil*Hug	0:41:00	M	111	40-44	20	333	6:37	667
113	Patrick. Mik*Pac	0:41:06	M	113	40-44	21	032	6:38	700
114	Plymale. Way*ATT	0:41:10	M	114	40-44	22	298	6:38	733
118	Garcia. Dave*Pac	0:41:48	M	118	40-44	23	025	6:45	767
122	Stocksdale. *Hug	0:42:25	M	122	40-44	24	343	6:50	800
128	Lowder. Bill*ATT	0:42:50	M	128	40-44	25	289	6:55	833
130	Huddock. Bil*CIG	0:43:08	M	130	40-44	26	198	6:57	867
132	Ryza. Pete *ATT	0:43:15	M	132	40-44	27	303	6:59	900
140	Bradley. Bru*ATT	0:44:05	M	140	40-44	28	424	7:07	933
153	Wei. Peter *GEL	0:46:40	M	153	40-44	29	080	7:32	967
161	English. Pat*Cok	0:48:43	M	161	40-44	30	219	7:51	1000

PL	Name	Time	Sex /	PL	Div /	PL	Race#	Pace	%/pts
039	Cubbison. Ja*ATT	0:35:55	M	39	45-49	1	273	5:48	33
047	Reitz. Jim *ATT	0:36:35	M	47	45-49	2	300	5:54	67
048	Keogh. Georg*ATT	0:36:37	M	48	45-49	3	287	5:54	100
053	Denman. Dean*Ten	0:36:52	M	53	45-49	4	124	5:57	133
054	Ferguson. Da*GEL	0:36:57	M	54	45-49	5	073	5:58	167
057	Goldman. Len*Pac	0:37:04	M	57	45-49	6	030	5:59	200
067	Griffith. Da*USW	0:37:56	M	67	45-49	7	423	6:07	233
068	Taveras. Eli*ATT	0:38:12	M	68	45-49	8	308	6:10	267
069	White. Ken *GEL	0:38:24	M	69	45-49	9	081	6:12	300
070	Millar. Roy *Exx	0:38:29	M	70	45-49	10	148	6:12	333
073	Bird. Doug *Exx	0:38:32	M	73	45-49	11	145	6:12	367

074	LaChance. Ri*ATT	0:38:37	M	74	45-49	12	288	6:14	400
087	Yoldonski. E*USW	0:39:22	M	87	45-49	13	015	6:21	433
093	Catt. George*ATT	0:39:42	M	93	45-49	14	418	6:24	467
<b>095</b>	<b>Demangone. Barry</b>	<b>0:40:01</b>	<b>M</b>	<b>95</b>	<b>45-49</b>	<b>15</b>	<b>142</b>	<b>6:27</b>	<b>500</b>
100	Hoffman. Joh*ATT	0:40:22	M	100	45-49	16	282	6:31	533
103	Faherty. Dav*ATT	0:40:31	M	103	45-49	17	277	6:32	567
105	Curtis. Alan*Pac	0:40:36	M	105	45-49	18	029	6:33	600
108	Pogue. Dave *IBM	0:40:49	M	108	45-49	19	115	6:35	633
109	Brixey. Stev*Boe	0:40:53	M	109	45-49	20	161	6:36	667
125	Hill. Alex *Roc	0:42:43	M	125	45-49	21	237	6:53	700
133	Pouch. Ken *CIG	0:43:16	M	133	45-49	22	176	6:59	733
137	Atzert. Greg*CIG	0:43:40	M	137	45-49	23	175	7:03	767
138	Webb. Steve *ATT	0:43:41	M	138	45-49	24	311	7:03	800
145	Speidel. Ric*Pac	0:44:43	M	145	45-49	25	033	7:13	833
156	Carter. Butc*Pac	0:47:21	M	156	45-49	26	028	7:38	867
160	Heller. Jim *Roc	0:48:36	M	160	45-49	27	235	7:50	900
162	Emerson. Gre*Cok	0:48:43	M	162	45-49	28	215	7:51	933
165	Colon. Carlo*Cok	0:50:14	M	165	45-49	29	216	8:06	967
167	Ramirez. Lou*ATT	0:50:37	M	167	45-49	30	411	8:10	1000

PL	Name	Time	Sex /	PL	Div /	PL	Race#	Pace	%/pts
065	Beattie. Jac*USW	0:37:46	M	65	50-54	1	014	6:05	77
079	King. Rio *TIn	0:38:47	M	79	50-54	2	358	6:15	154
082	Hart. Barry *Ten	0:38:52	M	82	50-54	3	125	6:16	231
085	Mutchelknaus*ATT	0:39:03	M	85	50-54	4	293	6:18	308
090	Masterson. B*CIG	0:39:28	M	90	50-54	5	173	6:22	385
091	Smith. Frank*ATT	0:39:32	M	91	50-54	6	306	6:23	462
099	Guttenberger*ATT	0:40:19	M	99	50-54	7	281	6:30	538
102	Cassen. Quen*Roc	0:40:30	M	102	50-54	8	236	6:32	615
119	Rusher. Davi*Roc	0:41:59	M	119	50-54	9	232	6:46	692
127	Selby. Jerry*Pac	0:42:45	M	127	50-54	10	036	6:54	769
136	Grubert. Car*Pac	0:43:34	M	136	50-54	11	034	7:02	846
142	Egan. Larry *IBM	0:44:14	M	142	50-54	12	111	7:08	923
169	Walters. Ver*CIG	0:52:08	M	169	50-54	13	174	8:25	1000

PL	Name	Time	Sex /	PL	Div /	PL	Race#	Pace	%/pts
076	Peller. Jim *IBM	0:38:40	M	76	55-59	1	112	6:14	56
081	Daniels. Rog*ATT	0:38:50	M	81	55-59	2	275	6:16	111
088	Kasten.Alexa*ATT	0:39:24	M	88	55-59	3	286	6:21	167
104	Kurz. Wally *GEL	0:40:34	M	104	55-59	4	078	6:33	222
112	Naylor. Ches*Ten	0:41:06	M	112	55-59	5	126	6:38	278
123	Presley. Don*ATT	0:42:32	M	123	55-59	6	299	6:52	333
126	Wright. Larr*Boe	0:42:44	M	126	55-59	7	159	6:54	389
134	Panaccione.W*ATT	0:43:22	M	134	55-59	8	295	7:00	444
143	Dirago. Geor*ATT	0:44:18	M	143	55-59	9	276	7:09	500
144	Coe. Gordon *GEL	0:44:39	M	144	55-59	10	063	7:12	556
146	O'Brien. Bil*Pac	0:44:56	M	146	55-59	11	038	7:15	611
147	Anderson. Pa*Boe	0:44:57	M	147	55-59	12	157	7:15	667
149	Martin. John*Hug	0:45:24	M	149	55-59	13	336	7:19	722
<b>151</b>	<b>Cunkelman.Willis</b>	<b>0:46:22</b>	<b>M</b>	<b>151</b>	<b>55-59</b>	<b>14</b>	<b>141</b>	<b>7:29</b>	<b>778</b>

152	Moses. Ray *Boe	0:46:38	M	152	55-59	15	160	7:31	833
159	Krick. Willa*Hug	0:48:14	M	159	55-59	16	399	7:47	889
163	Manning. Hug*Boe	0:49:34	M	163	55-59	17	384	8:00	944
166	Schmidt. Al *Pac	0:50:29	M	166	55-59	18	020	8:00	1000

PL	Name	Time	Sex / PL	Div. / PL	Race#	Pace	%/pts
115	Turley. Bill*ATT	0:41:13	M 115	60-99 1	309	6:39	83
116	Connors. Rus*ATT	0:41:18	M 116	60-99 2	272	6:40	167
117	Devine. Pat *Hug	0:41:18	M 117	60-99 3	331	6:40	250
120	Dickerson. L*GEL	0:42:05	M 120	60-99 4	067	6:47	333
124	Romesburg. E*GEL	0:42:40	M 124	60-99 5	079	6:53	417
135	Scott. Bob *Ten	0:43:23	M 135	60-99 6	128	7:00	500
139	Peterson. Ke*ATT	0:43:54	M 139	60-99 7	297	7:05	583
148	Beal. Andy *Roc	0:45:04	M 148	60-99 8	246	7:16	667
155	Sather. Mike*Hug	0:47:10	M 155	60-99 9	340	7:36	750
157	Mendola. PJ *Ten	0:47:29	M 157	60-99 10	131	7:40	833
158	Hickey. John*CIG	0:47:35	M 158	60-99 11	171	7:40	917
170	Escobosa. Al*Roc	0:52:49	M 170	60-99 12	243	8:31	1000





**DIVISION II  
SUB-MASTER'S DISTANCE RELAY  
FINAL RESULTS**

<b>PLACE</b>	<b>TEAM NAME</b>	<b>TIME</b>	<b>TEAM CHAMPIONSHIP POINTS</b>
1	Ball Corporation	11:17.6	32
2	Principal	11:20.3	27
3	SRI/Maxtor	11:21.5	23
4	UNUM	11:38.6	20
5	Aerospace	11:46.9	18
6	Adolph Coors	11:54.0	17
7	Pacific Enterprises	13:14.9	16
8	City of Irvine	13:58.3	15

## DIVISION II

## LAP SPRINT RELAY

## RESULTS FROM PRELIMS

(SHADED TEAMS DID NOT QUALIFY FOR FINALS)

	TEAM NAME	TIME	HEAT	TEAM CHAMPIONSHIP POINTS
1	UNUM	2:40.5	2	15 minimum
2	Principal	2:40.6	2	15 minimum
3	Aerospace	2:40.9	1	15 minimum
4	Adolph Coors	2:42.5	1	15 minimum
5	Pacific Enterprises	2:43.5	1	15 minimum
6	SRI/Maxtor	2:46.2	1	15 minimum
7	Ball Corporation	2:54.9	2	15 minimum
8	City of Irvine	3:36.0	1	15 minimum

Add .2 top 50

DIVISION II  
2 LAP SPRINT RELAY  
FINAL RESULTS

PLACE	TEAM NAME	TIME	TEAM CHAMPIONSHIP POINTS
1	Principal	2:36.5	32
2	Pacific Enterprises	2:38.0	27
3	UNUM	2:38.4	23
4	Adolph Coors	2:40.9	20
5	Aerospace	2:43.1	18
6	SRI/Maxtor	2:43.9	17
7	Ball Corporation	3:04.4	16
8	City of Irvine	3:28.7	15

## DIVISION II

## 220 YARD RELAY

## RESULTS FROM PRELIMS

(SHADED TEAMS DID NOT QUALIFY FOR FINALS)

	TEAM NAME	TIME	HEAT	TEAM CHAMPIONSHIP POINTS
1	UNUM	1:43.5	2	16 minimum
2	Adolph Coors	1:45.9	1	16 minimum
3	SRI/Maxtor	1:47.2	1	16 minimum
4	Pacific Enterprises	1:48.7	2	16 minimum
5	Principal	1:52.3	2	16 minimum
6	Ball Corporation	1:53.9	1	16 minimum
7	Aerospace	1:55.2	1	16 minimum

Add .2

DIVISION II  
x220 YARD RELAY  
FINAL RESULTS

PLACE	TEAM NAME	TIME	TEAM CHAMPIONSHIP POINTS
1	UNUM	1:43.5	32
2	Adolph Coors	1:44.3	27
3	SRI/Maxtor	1:45.3	23
4	Pacific Enterprises	1:48.7	20
5	Principal	1:51.9	18
6	Ball Corporation	1:52.3	17
7	Aerospace	1:55.2 *	16

\* Scratched in finals, time shown represents prelims time.

DIVISION II  
MEN'S MILE TEAM RACE  
FINAL RESULTS

PLACE	TEAM NAME	1ST RUN	2ND RUN	TIME	TEAM CHAMP. POINTS
1	UNUM	4:28.0	4:31.6	8:59.6	32
2	L G & E	4:29.6	4:37.9	9:07.5	27
3	SRI/Maxtor	4:35.7	4:39.7	9:15.4	23
4	Principal	4:36.5	4:39.1	9:15.6	20
5	Aerospace	4:40.3	4:43.7	9:24.0	18
6	Adolph Coors	4:53.6	4:55.5	9:49.1	17
7	City of Irvine	4:41.9	5:46.5	10:28.4	16
8	Pacific Enterprises	5:12.7	5:54.1	11:06.8	15

DIVISION II  
SENIOR'S RELAY  
FINAL RESULTS

PLACE	TEAM NAME	TIME	TEAM CHAMPIONSHIP POINTS
1	SRI/Maxtor	3:26.0	32
2	Ball Corporation	3:28.7	27
3	Principal	3:30.1	23
4	UNUM	3:33.7	20

DIVISION II  
WOMEN'S RELAY  
FINAL RESULTS

PLACE	TEAM NAME	TIME	TEAM CHAMPIONSHIP POINTS
1	Principal	4:41.0	32
2	Aerospace	4:47.4	27
3	UNUM	4:47.6	23
4	Pacific Enterprises	5:01.5	20
5	Ball Corporation	5:04.6	18
6	SRI/Maxtor	5:07.7	17
7	City of Irvine	7:05.2	16



DIVISION II  
PRESIDENT'S RELAY  
FINAL RESULTS

PLACE	TEAM NAME	TIME	TEAM CHAMPIONSHIP POINTS
1	Principal	5:33.7	32
2	UNUM	5:58.9	27
3	Pacific Enterprises	6:55.0	23

DIVISION II  
PYRAMID RELAY  
FINAL RESULTS

PLACE	TEAM NAME	TIME	TEAM CHAMPIONSHIP POINTS
1	UNUM	9:22.1	32
2	Principal	9:30.3	27
3	Aerospace	9:55.8	23
4	Ball Corporation	9:58.8	20
5	SRI/Maxtor	10:37.9	18
6	Pacific Enterprises	11:14.2	17
7	City of Irvine	11:32.3	16

DIVISION II  
MASTER'S RELAY  
FINAL RESULTS

PLACE	TEAM NAME	TIME	TEAM CHAMPIONSHIP POINTS
1	UNUM	6:27.3	32
2	SRI/Maxtor	6:28.0	27
3	Ball Corporation	6:34.5	23
4	Adolph Coors	6:40.9	20
5	Principal	6:44.0	18
6	Pacific Enterprises	7:04.9	17

## DIVISION II

## SPRINT RELAY

## RESULTS FROM PRELIMS

(SHADED TEAMS DID NOT QUALIFY FOR FINALS)

	TEAM NAME	TIME	HEAT	TEAM CHAMPIONSHIP POINTS
1	SRI/Maxtor	3:40.2	2	15 minimum
2	Principal	3:41.3	1	15 minimum
3	UNUM	3:42.6	2	15 minimum
4	Ball Corporation	3:48.5	1	15 minimum
5	Adolph Coors	3:49.8	1	15 minimum
6	Pacific Enterprises	3:51.0	2	15 minimum
7	Aerospace	3:52.2	2	15 minimum
8	Factory Mutual	4:04.6	2	15 minimum
9	City of Irvine	4:38.7	1	9

Add .2

DIVISION II  
400 METER RELAY  
FINAL RESULTS

PLACE	TEAM NAME	TIME	TEAM CHAMPIONSHIP POINTS
1	UNUM	3:31.6	32
2	Principal	3:35.1	27
3	Pacific Enterprises	3:41.3	23
4	SRI/Maxtor	3:43.5	20
5	Ball Corporation	3:46.0	18
6	Adolph Coors	3:47.3	17
7	Aerospace	3:48.3	16
8	Factory Mutual	4:04.6 *	15
9	City of Irvine	4:38.7	9

\* Scratched in finals, time shown represents prelims time.

**TEAM JUMP  
DIVISION II**

PLACE	TEAM NAME	TOTAL SCORE	TEAM CHAMPIONSHIP POINTS
1	UNUM	1550	32
2	Adolph Coors	1473	27
3	Principal	1463	23
4	SRI/Maxtor	1458	20
5	Pacific Enterprises	1358	18
6	Ball Corporation	1249	17
7	Aerospace	972	16
8	City of Irvine	548	15



USCAA Field Event Scores  
TEAM JUMP

07/14/92

21-01	Judy Hairsine	F 40	(21) UNUM (II)	@J	
	LJ	013'05.50 / FOUL /	013'04.75	737	LJ 737 *
21-02	Alison Kent	F 25	(21) UNUM (II)	@J	
	LJ	018'08.25 / PASS /	PASS /	813	LJ 813 *
21-03	Andrew Whitaker	M 35	(21) UNUM (II)	@J	
	LJ	013'10.25 / PASS /	PASS /	535	LJ 535 *
					===== 1st
				737 + 813 =	1550
26-01	Larry Courtney	M 35	(26) Coors (II)	@J	
	LJ	019'04.50 / 018'06.00 / FOUL /		748	LJ 748 *
26-02	Dave Ingram	M 30	(26) Coors (II)	@J	
26-03	Ted Johnson	M 40	(26) Coors (II)	@J	
26-04	Yvette Hyman	F 30	(26) Coors (II)	@J	
	LJ	013'07.75 / 014'05.00 / 015'06.25		725	LJ 725 *
26-05	JJ Holmes	M 25	(26) Coors (II)	@J	
	LJ	FOUL / 019'09.50 / 017'08.25		679	LJ 679 *
					===== 2nd
				725 + 748 =	1473
22-01	Maury Zuber	M 20	(22) PFG (II)	@J	
	LJ	020'10.50 / FOUL /	020'04.00	716	LJ 716 *
22-02	Gary Scholten	M 35	(22) PFG (II)	@J	
	LJ	019'03.50 / 019'04.25 / FOUL /		747	LJ 747 *

22-03 William Jackson M 35 (22) PFG (II) @J  
 ===== 3rd  
 716 + 747 = 1463

23-01 Rachel Ross F 25 (23) SRI (II) @J  
 LJ 014'10.00 / FOUL / 013'06.25 645 LJ  
 645 \*

23-02 Kara Kassay F 20 (23) SRI (II) @J  
 LJ 014'00.50 / FOUL / 014'02.00 616 LJ  
 616 \*

23-03 Don Shockey M 50 (23) SRI (II) @J  
 LJ 015'04.50 / 017'01.00 / FOUL / 813 LJ  
 813 \*  
 ===== 4th  
 645 + 813 = 1458

18-01 Albert Demos M 20 (18) Pacific Ent (II) @J  
 LJ 018'02.50 / 017'10.75 / 018'06.00 634 LJ  
 634 \*

18-02 Michelle Dissmore F 25 (18) Pacific Ent (II) @J  
 LJ 013'00.75 / 012'08.75 / 012'11.25 568 LJ  
 568 \*

18-03 Julie Fowler F 35 (18) Pacific Ent (II) @J

18-04 Paul Cardnes M 45 (18) Pacific Ent (II) @J  
 LJ 016'05.00 / 015'07.00 / 014'09.00 724 LJ  
 724 \*

===== 5th  
 634 + 724 = 1358

24-01 Eric Roberts M 25 (24) Ball Corp (II) @J  
 LJ 16'02.00 / 000'00.00 / 016'10.75 554 LJ  
 554 \*

24-02 Christy Hattel F 30 (24) Ball Corp (II) @J  
 LJ FOUL / 010'10.75 / 012'00.00 560 LJ  
 560 \*

24-03 Brett Beaver M 20 (24) Ball Corp (II) @J  
 LJ 016'02.00 / 016'06.75 / 020'01.25 689 LJ



689 \*  
 =====  
 560 + 689 = 1249 6th

25-01 Chuong Nguyen M 20 (25) Aerospace (II) @J

25-02 John Brekke M 25 (25) Aerospace (II) @J

25-03 Brian Andrews M 20 (25) Aerospace (II) @J

25-04 Karen Willoughbe F 20 (25) Aerospace (II) @J

LJ 010'07.25 / 010'03.50 / FOUL / 461 LJ 461 \*

25-05 John Nguyn M 20 (25) Aerospace (II) @J

LJ 012'03.00 / 0 0 420 LJ 420 \*

25-06 Ryan Andrews M 20 (25) Aerospace (II) @J

LJ 014'10.75 / FOUL / 012'09.75 511 LJ 511 \*

===== 7th  
 461 + 511 = 972

20-01 Elizabeth Mogster F 25 (20) Irvine City (II) @J

LJ FOUL / FOUL / FOUL / 0 LJ 0 \*

20-02 Rick Sandzimier M 25 (20) Irvine City (II) @J

LJ FOUL / 015'11.75 / FOUL / 548 LJ 548 \*

===== 8th  
 0 + 548 = 548

01	(21) UNUM (II)	1550	(0813 / 0737)
02	(26) Coors (II)	1473	(0748 / 0725)
03	(22) PFG (II)	1463	(0747 / 0716)
04	(23) SRI (II)	1458	(0813 / 0645)
05	(18) Pacific Ent (II)	1358	(0724 / 0634)
06	(24) Ball Corp (II)	1249	(0689 / 0560)
	(25) Aerospace (II)	0972	(0511 / 0461)
08	(20) Irvine City (II)	0548	(0548 / 0000)

DIVISION II  
TEAM THROW

PLACE	TEAM NAME	TOTAL SCORE	TEAM CHAMPIONSHIP POINTS
1	Principal	2365	32
2	UNUM	2346	27
3	Aerospace	2195	23
4	Ball Corporation	2139	20
5	Adolph Coors	1955	18
6	SRI/Maxtor	1922	17
7	Pacific Enterprises	1709	16
8	US Corp of Engineers	1479	15
9	City of Irvine	1419	9



USCAA Field Event Scores  
TEAM WTS

07/14/92

22-07 Gayle Thompson M 50 (22) PFG (II)

WT

SP-F 036'02.75 / 033'08.50 / 033'04.75  
DS 113'04.00 / 109'04.00 / 112'03.00

665 SP-F  
559 DS

-----  
1224

22-08 Kerry Eganhouse F 35 (22) PFG (II)

WT

SP-F 037'02.25 / 036'07.75 / 037'01.00  
DS 096'06.00 / FOUL / 095'04.00

666 SP-F  
475 DS

-----  
1141

===== 1st  
1141 + 1224 = 2365

-07 Paul Bagdanovich M 25 (21) UNUM (II)

WT

SP-F 051'08.75 / FOUL / 050'11.25  
DS 132'03.00 / 138'05.00 / 142'02.00

716 SP-F  
624 DS

-----  
1340

21-08 Mike Smith M 25 (21) UNUM (II)

WT

SP-F 042'11.25 / 042'08.50 / 042'06.00  
DS 092'08.00 / 091'09.00 / 094'00.00

594 SP-F  
412 DS

-----  
1006

21-09 Dick Badgley M 60 (21) UNUM (II)

WT

SP-F 032'00.50 / 030'00.00 / 030'02.00  
DS FOUL / 073'00.00 / 085'00.00

579 SP-F  
418 DS

-----  
997

===== 2nd  
1006 + 1340 = 2346

25-07 Terry Olson M 45 (25) Aerospace (II)

WT

SP-F 028'06.00 / 027'06.75 / 027'04.75  
DS 069'01.00 / 063'01.00 / 158'03.00

578 SP-F  
819 DS

-----  
1397

08 Don O'Bell M 65 (25) Aerospace (II) WT

25-09 Kirk Nygram M 35 (25) Aerospace (II) WT

SP-F 029'08.00 / 029'05.50 / 029'06.75 489 SP-F  
DS 066'09.00 / 057'10.00 / 061'02.00 309 DS

-----  
798

===== 3rd  
798 + 1397 = 2195

24-07 Andy Weiss M 25 (24) Ball Corp (II) WT

SP-F 039'02.25 / 037'01.50 / 037'01.75 542 SP-F  
DS 123'01.00 / 102'11.00 / 100'09.00 540 DS

-----  
1082

24-08 Frank Mora M 35 (24) Ball Corp (II) WT

SP-F 033'10.00 / 032'10.50 / 032'02.75 558 SP-F  
DS 107'04.00 / 103'02.00 / 107'11.00 499 DS

-----  
1057

24-09 Eric Roberts M 25 (24) Ball Corp (II) WT

SP-F 037'07.50 / 036'01.25 / 037'06.25 521 SP-F  
DS 100'01.00 / 091'01.00 / 091'03.00 439 DS

-----  
960

===== 4th  
1057 + 1082 = 2139

26-07 Jeff Bell M 25 (26) Coors (II) WT

SP-F 032'05.75 / 031'10.50 / 030'01.00 450 SP-F  
DS 112'04.00 / 110'00.00 / 110'02.00 493 DS

-----  
943

08 Lewny Velasquez M 30 (26) Coors (II) WT

SP-F 033'06.00 / 032'01.00 / 032'02.75 503 SP-F  
DS 112'08.00 / 116'00.00 / 112'03.00 509 DS

-----  
1012

<b>26-09</b>	<b>Michelle Wewel</b>	<b>F 25</b>	<b>(26) Coors (II)</b>	<b>WT</b>	
	SP-F	026'01.50 /	024'04.50 /	025'06.00	417 SP-F
	DS	FOUL /	076'03.00 /	068'05.00	352 DS
					-----
					769
					=====
					943 + 1012 = 1955
					5th
<b>23-07</b>	<b>Jon Cory</b>	<b>M 35</b>	<b>(23) SRI (II)</b>	<b>WT</b>	
	SP-F	034'03.25 /	032'09.75 /	032'02.00	565 SP-F
	DS	095'00.00 /	081'07.00 /	086'08.00	439 DS
					-----
					1004
<b>23-08</b>	<b>John Ryan</b>	<b>M 50</b>	<b>(23) SRI (II)</b>	<b>WT</b>	
	SP-F	029'07.00 /	027'07.50 /	027'01.75	543 SP-F
	DS	070'11.00 /	062'08.00 /	075'11.00	375 DS
					-----
					918
<b>23-09</b>	<b>Sherrod Smith</b>	<b>M 25</b>	<b>(23) SRI (II)</b>	<b>WT</b>	
	SP-F	035'06.75 /	035'04.50 /	035'05.25	492 SP-F
	DS	077'09.00 /	081'00.00 /	079'05.00	355 DS
					-----
					847
					=====
					918 + 1004 = 1922
					6th
<b>18-07</b>	<b>Tom Poole</b>	<b>M 50</b>	<b>(18) Pacific Ent (II)</b>	<b>WT</b>	
	SP-F	029'10.75 /	027'01.25 /	027'07.50	549 SP-F
	DS	076'03.00 /	083'00.00 /	076'01.00	410 DS
					-----
					959
<b>18-08</b>	<b>Chris Moronez</b>	<b>F 40</b>	<b>(18) Pacific Ent (II)</b>	<b>WT</b>	
	SP-F	021'11.00 /	FOUL /	019'11.75	418 SP-F
	DS	052'06.00 /	062'10.00 /	063'08.00	332 DS
					-----
					750
<b>18-09</b>	<b>Leighton Hashimoto</b>	<b>M 30</b>	<b>(18) Pacific Ent (II)</b>	<b>WT</b>	
	SP-F	025'11.25 /	025'05.00 /	024'11.25	390 SP-F
	DS	065'11.00 /	074'07.00 /	078'05.00	344 DS
					-----

734  
 =====  
 750 + 959 = 1709

32-07 Glenn Mashburn M 45 (32) US Army (II) WT

SP-F 027'03.75 / 027'00.00 / 026'11.75 554 SP-F  
 DS 066'05.00 / 071'07.00 / FOUL / 371 DS

-----  
 925  
 =====  
 554 + 925 = 1479 8th

20-07 Mike Balsamo M 20 (20) Irvine City (II) WT

DS 049'08.00 / 049'07.00 / 055'07.00 244 DS

244 \*

20-08 Alan VanVliet M 30 (20) Irvine City (II) WT

SP-F 034'11.25 / 033'06.50 / 034'01.25 525 SP-F  
 DS 084'01.00 / 080'06.00 / 059'04.00 369 DS

-----  
 894

20-09 Rick Sandzimier M 25 (20) Irvine City (II) WT

SP-F 033'11.25 / 033'05.75 / 033'02.50 470 SP-F

===== 9th  
 525 + 894 = 1419

Page 1

USCAA Field Event Scores  
 TEAM WTS

07/14/92

01	(22) PFG (II)	2365	(1224 / 1141)
02	(21) UNUM (II)	2346	(1340 / 1006)
03	(25) Aerospace (II)	2195	(1397 / 0798)
04	(24) Ball Corp (II)	2139	(1082 / 1057)
05	(26) Coors (II)	1955	(1012 / 0943)
06	(23) SRI (II)	1922	(1004 / 0918)
07	(18) Pacific Ent (II)	1709	(0959 / 0750)
08	(32) US Army (II)	1479	(0925 / 0554)
09	(20) Irvine City (II)	1419	(0894 / 0525)

DIVISION II  
MEN'S 5K ROAD RACE

PLACE	TEAM NAME	TOTAL SCORE	TEAM CHAMPIONSHIP POINTS
1	UNUM	5	32
2	Principal	6 *	27
3	Ball Corporation	6	23
4	Aerospace	12 *	20
5	Pacific Enterprises	12	18
6	Adolph Coors	17	17
7	Factory Mutual	23	16
8	City of Irvine	35	15

\* Wins tie-breaker.

07/11/92

USCAA Nationals (UCI '92)

MEN'S SK  
Div II

# Race Results

PL	Name	Time	Sex / PL	Div / PL	Race#	Pace
<b>UNM (21-u) : 1st</b>						
9	Weatherbie.David	0:15:50	M 1	01-29 1	914	5:06
25	Livingood. Allen	0:16:20	M 4	01-29 2	913	5:16
39	Toulouse. Jim	0:16:45	M 7	40-49 2	901	5:24
43	Keough. Sean	0:16:47	M 9	30-39 4	905	5:25
76	Hatton. Craig	0:17:37	M 16	30-39 7	907	5:41
80	Sargent. Fred	0:17:43	M 17	30-39 8	906	5:43
84	Roberge. Guy	0:17:47	M 20	40-49 7	902	5:44
107	Bristol. Bill	0:18:17	M 22	30-39 11	911	5:54
164	Kilburn. Jim	0:19:37	M 33	01-29 6	915	6:20
176	Comstock. Carl	0:20:01	M 35	50-99 6	900	6:27
181	Anderson. Lee	0:20:11	M 37	01-29 8	916	6:31
183	Flynn. Brian	0:20:17	M 38	30-39 15	908	6:33
222	Kita. Mike	0:22:11	M 48	40-49 14	904	7:09
240	Hall. Bill	0:23:57	M 49	01-29 10	898	7:44

UNM (21-u) : Total PTs for 3 scorers ( 1 2 2 ) is = 5

Weatherbie.David  
Livingood. Allen  
Toulouse. Jim

PL	Name	Time	Sex / PL	Div / PL	Race#	Pace
<b>PFG (22-v) : 2nd</b>						
22	Movic. Mark	0:16:13	M 2	30-39 1	942	5:14
30	Halter. Pat	0:16:31	M 5	30-39 2	879	5:20
32	Christensen.Todd	0:16:36	M 6	01-29 3	945	5:21
53	Schweizer. Mike	0:17:06	M 10	01-29 4	944	5:31
55	Cleary. Mark	0:17:09	M 11	30-39 5	943	5:32
82	Nielsen. Brad	0:17:45	M 18	30-39 9	941	5:44
83	Rathje. Marty	0:17:45	M 19	40-49 6	940	5:44
157	Brees. Paul	0:19:26	M 31	30-39 14	938	6:16
195	Harding. Gene	0:20:40	M 42	50-99 9	939	6:40

PFG (22-v) : Total PTs for 3 scorers ( 1 2 3 ) is = 6

Movic. Mark  
Halter. Pat  
Christensen.Todd

PL	Name	Time	Sex / PL	Div / PL	Race#	Pace
<b>Bal (24-x) : 3rd</b>						
23	Dooley. Dave	0:16:15	M 3	40-49 1	997	5:15
56	Fickbohm. Greg	0:17:11	M 12	40-49 3	998	5:33
87	Reukauf. Randy	0:17:49	M 21	30-39 10	996	5:45
115	Orr. Mike	0:18:27	M 23	30-39 12	994	5:57
146	Howell. Ron	0:19:10	M 28	50-99 2	995	6:11



Bal (24-x) : Total PTs for 3 scorers ( 1 2 3 ) is = 6

Dooley. Dave  
Howell. Ron  
Fickbohm. Greg

PL	Name	Time	Sex / PL	Div / PL	Race#	Pace
<b>Aro (25-y) : 4th</b>						
127	Gorordo. Luis	0:18:46	M 24	50-99 1	982	6:03
133	Hafford. Jim	0:18:51	M 25	40-49 8	984	6:05
144	Hellenga. Gary	0:19:08	M 27	30-39 13	988	6:10
155	Cook. Jesse	0:19:24	M 29	50-99 3	987	6:15
161	Hecht. Jim	0:19:33	M 32	40-49 9	986	6:18
213	Sult. Wayne	0:21:25	M 46	40-49 12	983	6:55

Aro (25-y) : Total PTs for 3 scorers ( 1 3 8 ) is = 12

Gorordo. Luis  
Cook. Jesse  
Hafford. Jim

PL	Name	Time	Sex / PL	Div / PL	Race#	Pace
<b>PE (18-r) : 5th</b>						
41	Bigelow. David	0:16:46	M 8	30-39 3	893	5:25
75	Hernandez. Henry	0:17:36	M 15	30-39 6	889	5:41
156	Tauamantes. Phil	0:19:25	M 30	50-99 4	890	6:16
168	Davis. Jim	0:19:44	M 34	50-99 5	886	6:22
187	O'Donnell. Bill	0:20:23	M 40	50-99 7	887	6:35

(18-r) : Total PTs for 3 scorers ( 3 4 5 ) is = 12

Bigelow. David  
Tauamantes. Phil  
Davis. Jim

PL	Name	Time	Sex / PL	Div / PL	Race#	Pace
<b>Crs (26-z) : 6th</b>						
58	Mallow. Bob	0:17:14	M 13	40-49 4	974	5:34
67	Johnson. Steve	0:17:24	M 14	40-49 5	973	5:37
194	Collins. Rob	0:20:37	M 41	50-99 8	972	6:39

Crs (26-z) : Total PTs for 3 scorers ( 4 5 8 ) is = 17

Mallow. Bob  
Johnson. Steve  
Collins. Rob

PL	Name	Time	Sex / PL	Div / PL	Race#	Pace
<b>Fac (19-s) : 7th</b>						
141	Sharpe. Ted	0:19:04	M 26	01-29 5	956	6:09
178	Hart. Jeff	0:20:05	M 36	01-29 7	955	6:29
209	Fallow. Dennis	0:21:14	M 44	40-49 11	878	6:51

(19-s) : Total PTs for 3 scorers ( 5 7 11 ) is = 23

Sharpe. Ted  
Hart. Jeff  
Fallow. Dennis

PL	Name	Time	Sex / PL	Div / PL	Race#	Pace
<b>UCI (20-t) : 8th</b>						
184	Balsamo. Mike	0:20:21	M 39	01-29 9	969	6:34
205	Haden. Larry	0:21:09	M 43	40-49 10	971	6:49
211	Cooper. Brent	0:21:21	M 45	30-39 16	970	6:53

UCI (20-t) : Total PTs for 3 scorers ( 9 10 16 ) is = 35

Balsamo. Mike  
Haden. Larry  
Cooper. Brent

Ave TIME is 0:18:52.4

Age Division	# of Parts	Course Record	# = Broke AGE GROUP course record
01-29(A)	- 10		
30-39(C)	- 16		
40-49(E)	- 14		
50-99(G)	- 9		

\* - 0  
-----  
49

### Road Race Team Standings

1	UNM	5	
2	Bal	6	
3	PFG	6	** TB **
4	PE	12	
5	Aro	12	** TB **
6	Crs	17	
7	Fac	23	
8	UCI	35	

07/11/92

# Race Results

USCAA Nationals (UCI '92)

MENS 5K  
Div II

PL	Name	Time	Sex / PL	Div / PL	Race#	Pace		
1		0:15:13		1	1	196	4:55	
2		0:15:20		2	2	304	4:57	
3		0:15:28		3	3	072	4:59	
4		0:15:30		4	4	013	5:00	
5		0:15:34		5	5	012	5:01	
6		0:15:37		6	6	279	5:02	
7		0:15:42		7	7	059	5:04	
8		0:15:47		8	8	278	5:05	
9	Weatherbie.D*UNM	0:15:50	M	1	01-29	1	914	5:06
10		0:15:56		9		9	062	5:08
11		0:15:58		10		10	058	5:09
12		0:16:00		11		11	356	5:10
13		0:16:01		12		12	070	5:10
14		0:16:04		13		13	360	5:11
15		0:16:05		14		14	106	5:11
16		0:16:05		15		15	020	5:11
17		0:16:05		16		16	199	5:11
18		0:16:06		17		17	003	5:12
19		0:16:06		18		18	074	5:12
20		0:16:08		19		19	180	5:12
21		0:16:13		20		20	292	5:14
22	Movic. Mark *PFG	0:16:13	M	2	30-39	1	942	5:14
23	Dooley. Dave*Bal	0:16:15	M	3	40-49	1	997	5:15
24		0:16:18		21		21	061	5:15
25	Livingood. A*UNM	0:16:20	M	4	01-29	2	913	5:16
26		0:16:22		22		22	296	5:17
27		0:16:24		23		23	301	5:17
28		0:16:27		24		24	071	5:18
29		0:16:29		25		25	294	5:19
30	Halter. Pat *PFG	0:16:31	M	5	30-39	2	879	5:20
31		0:16:35		26		26	194	5:21
32	Christensen.*PFG	0:16:36	M	6	01-29	3	945	5:21
33		0:16:36		27		27	273	5:21
34		0:16:37		28		28	394	5:22
35		0:16:40		29		29	397	5:23
36		0:16:43		30		30	026	5:24
37		0:16:43		31		31	023	5:24
38		0:16:44		32		32	086	5:24
39	Toulouse. Ji*UNM	0:16:45	M	7	40-49	2	901	5:24
40		0:16:45		33		33	357	5:24
41	Bigelow. Dav*PE	0:16:46	M	8	30-39	3	893	5:25
42		0:16:47		34		34	011	5:25
43	Keough. Sean*UNM	0:16:47	M	9	30-39	4	905	5:25
44		0:16:47		35		35	239	5:25
45		0:16:48		36		36	332	5:25
46		0:16:50		37		37	107	5:26
47		0:16:51		38		38	312	5:26
48		0:16:54		39		39	346	5:27
49		0:16:54		40		40	065	5:27
50		0:16:56		41		41	310	5:28

51		0:16:57		42		42	076	5:28
52		0:17:03		43		43	064	5:30
53	Schweizer. M*PFG	0:17:06	M	10	01-29	4	944	5:31
54		0:17:08		44		44	069	5:32
55	Cleary. Mark*PFG	0:17:09	M	11	30-39	5	943	5:32
56	Fickbohm. Gr*Bal	0:17:11	M	12	40-49	3	998	5:33
57		0:17:13		45		45	127	5:33
58	Mallow. Bob *Crs	0:17:14	M	13	40-49	4	974	5:34
59		0:17:15		46		46	214	5:34
60		0:17:16		47		47	300	5:34
61		0:17:17		48		48	396	5:35
62		0:17:17		49		49	287	5:35
63		0:17:18		50		50	345	5:35
64		0:17:20		51		51	329	5:35
65		0:17:21		52		52	030	5:36
66		0:17:22		53		53	268	5:36
67	Johnson. Ste*Crs	0:17:24	M	14	40-49	5	973	5:37
68		0:17:25		54		54	124	5:37
69		0:17:25		55		55	187	5:37
70		0:17:26		56		56	123	5:37
71		0:17:26		57		57	355	5:37
72		0:17:31		58		58	027	5:39
73		0:17:34		59		59	308	5:40
74		0:17:36		60		60	367	5:41
75	Hernandez. H*PE	0:17:36	M	15	30-39	6	889	5:41
76	Hatton. Crai*UNM	0:17:37	M	16	30-39	7	907	5:41
77		0:17:38		61		61	338	5:41
78		0:17:38		62		62	073	5:41
79		0:17:42		63		63	145	5:43
80	Sargent. Fre*UNM	0:17:43	M	17	30-39	8	906	5:43
81		0:17:44		64		64	330	5:43
82	Nielsen. Bra*PFG	0:17:45	M	18	30-39	9	941	5:44
83	Rathje. Mart*PFG	0:17:45	M	19	40-49	6	940	5:44
84	Roberge. Guy*UNM	0:17:47	M	20	40-49	7	902	5:44
85		0:17:47		65		65	177	5:44
86		0:17:48		66		66	213	5:45
87	Reukauf. Ran*Bal	0:17:49	M	21	30-39	10	996	5:45
88		0:17:49		67		67	082	5:45
89		0:17:51		68		68	029	5:45
90		0:17:51		69		69	081	5:45
91		0:17:52		70		70	182	5:46
92		0:17:56		71		71	066	5:47
93		0:17:57		72		72	014	5:47
94		0:17:58		73		73	022	5:48
95		0:18:00		74		74	307	5:48
96		0:18:01		75		75	148	5:49
97		0:18:04		76		76	112	5:50
98		0:18:05		77		77	178	5:50
99		0:18:05		78		78	024	5:50
100		0:18:06		79		79	129	5:50
101		0:18:07		80		80	140	5:51
102		0:18:08		81		81	179	5:51
103		0:18:09		82		82	288	5:51
104		0:18:13		83		83	328	5:53
105		0:18:14		84		84	181	5:53
106		0:18:16		85		85	189	5:54
107	Bristol. Bil*UNM	0:18:17	M	22	30-39	11	911	5:54
108		0:18:17		86		86	293	5:54
109		0:18:19		87		87	306	5:55
110		0:18:20		88		88	142	5:55
111		0:18:22		89		89	184	5:55
112		0:18:24		90		90	015	5:56

113		0:18:25		91		91	358	5:56	
114		0:18:26		92		92	113	5:57	
115	Orr. Mike	*Bal	0:18:27	M	23	30-39	12	994	5:57
116		0:18:28		93		93	372	5:57	
117		0:18:28		94		94	302	5:57	
118		0:18:30		95		95	173	5:58	
119		0:18:34		96		96	125	5:59	
120		0:18:35		97		97	021	6:00	
MEAN TIME									
121		0:18:38		98		98	240	6:01	
122		0:18:39		99		99	291	6:01	
123		0:18:41		100		100	275	6:02	
124		0:18:43		101		101	175	6:02	
125		0:18:44		102		102	147	6:03	
126		0:18:45		103		103	122	6:03	
127	Gorordo. Lui	*Aro	0:18:46	M	24	50-99	1	982	6:03
128		0:18:48		104		104	126	6:04	
129		0:18:49		105		105	298	6:04	
130		0:18:49		106		106	077	6:04	
131		0:18:50		107		107	286	6:05	
132		0:18:50		108		108	078	6:05	
133	Hafford. Jim	*Aro	0:18:51	M	25	40-49	8	984	6:05
134		0:18:54		109		109	219	6:06	
135		0:18:55		110		110	272	6:06	
136		0:18:55		111		111	402	6:06	
137		0:18:56		112		112	245	6:06	
138		0:18:56		113		113	282	6:06	
139		0:19:01		114		114	242	6:08	
140		0:19:02		115		115	130	6:08	
141	Sharpe. Ted	*Fac	0:19:04	M	26	01-29	5	956	6:09
142		0:19:05		116		116	234	6:09	
143		0:19:06		117		117	001	6:10	
144	Hellenga. Ga	*Aro	0:19:08	M	27	30-39	13	988	6:10
145		0:19:09		118		118	236	6:11	
146	Howell. Ron	*Bal	0:19:10	M	28	50-99	2	995	6:11
147		0:19:11		119		119	161	6:11	
148		0:19:12		120		120	233	6:12	
149		0:19:15		121		121	277	6:13	
150		0:19:18		122		122	311	6:14	
151		0:19:19		123		123	055	6:14	
152		0:19:21		124		124	025	6:15	
153		0:19:23		125		125	032	6:15	
154		0:19:24		126		126	281	6:15	
155	Cook. Jesse	*Aro	0:19:24	M	29	50-99	3	987	6:15
156	Tauamantes.	*PE	0:19:25	M	30	50-99	4	890	6:16
157	Brees. Paul	*PFG	0:19:26	M	31	30-39	14	938	6:16
158		0:19:27		127		127	309	6:16	
159		0:19:29		128		128	342	6:17	
160		0:19:30		129		129	317	6:17	
161	Hecht. Jim	*Aro	0:19:33	M	32	40-49	9	986	6:18
162		0:19:35		130		130	237	6:19	
163		0:19:36		131		131	331	6:19	
164	Kilburn. Jim	*UNM	0:19:37	M	33	01-29	6	915	6:20
165		0:19:40		132		132	036	6:21	
166		0:19:41		133		133	390	6:21	
167		0:19:43		134		134	060	6:22	
168	Davis. Jim	*PE	0:19:44	M	34	50-99	5	886	6:22
169		0:19:48		135		135	158	6:23	
170		0:19:49		136		136	299	6:24	
171		0:19:52		137		137	218	6:25	
172		0:19:53		138		138	401	6:25	
173		0:19:54		139		139	198	6:25	

174		0:19:54		140		140	295	6:25
175		0:19:57		141		141	054	6:26
176	Comstock. Ca*UNM	0:20:01	M	35	50-99	6	900	6:27
177		0:20:04		142		142	375	6:28
178	Hart. Jeff *Fac	0:20:05	M	36	01-29	7	955	6:29
179		0:20:06		143		143	150	6:29
180		0:20:10		144		144	067	6:30
181	Anderson. Le*UNM	0:20:11	M	37	01-29	8	916	6:31
182		0:20:16		145		145	176	6:32
183	Flynn. Brian*UNM	0:20:17	M	38	30-39	15	908	6:33
184	Balsamo. Mik*UCI	0:20:21	M	39	01-29	9	969	6:34
185		0:20:21		146		146	034	6:34
186		0:20:22		147		147	159	6:34
187	O'Donnell. B*PE	0:20:23	M	40	50-99	7	887	6:35
188		0:20:24		148		148	079	6:35
189		0:20:26		149		149	343	6:35
190		0:20:27		150		150	289	6:36
191		0:20:28		151		151	276	6:36
192		0:20:31		152		152	128	6:37
193		0:20:34		153		153	303	6:38
194	Collins. Rob*Crs	0:20:37	M	41	50-99	8	972	6:39
195	Harding. Gen*PFG	0:20:40	M	42	50-99	9	939	6:40
196		0:20:42		154		154	393	6:41
197		0:20:42		155		155	035	6:41
198		0:20:47		156		156	111	6:42
199		0:20:49		157		157	028	6:43
200		0:20:51		158		158	297	6:44
201		0:20:52		159		159	183	6:44
202		0:20:53		160		160	339	6:44
203		0:21:02		161		161	038	6:47
204		0:21:08		162		162	033	6:49
205	Haden. Larry*UCI	0:21:09	M	43	40-49	10	971	6:49
206		0:21:10		163		163	341	6:50
207		0:21:11		164		164	063	6:50
208		0:21:12		165		165	215	6:50
209	Fallow. Denn*Fac	0:21:14	M	44	40-49	11	878	6:51
210		0:21:18		166		166	114	6:52
211	Cooper. Bren*UCI	0:21:21	M	45	30-39	16	970	6:53
212		0:21:21		167		167	157	6:53
213	Sult. Wayne *Aro	0:21:25	M	46	40-49	12	983	6:55
214		0:21:32		168		168	235	6:57
215		0:21:38		169		169	374	6:59
216		0:21:40		170		170	336	6:59
217		0:21:43		171		171	141	7:00
218		0:21:48		172		172	305	7:02
219		0:21:52		173		173	340	7:03
220		0:21:58		174		174	080	7:05
221	Dubow. Joel	0:22:10	M	47	40-49	13	880	7:09
222	Kita. Mike *UNM	0:22:11	M	48	40-49	14	904	7:09
223		0:22:19		175		175	160	7:12
224		0:22:35		176		176	399	7:17
225		0:22:35		177		177	344	7:17
226		0:22:37		178		178	171	7:18
227		0:22:40		179		179	389	7:19
228		0:22:44		180		180	400	7:20
229		0:22:46		181		181	131	7:21
230		0:23:04		182		182	373	7:26
231		0:23:08		183		183	243	7:28
232		0:23:19		184		184	191	7:31

233	0:23:24	185	185	174	7:33
234	0:23:25	186	186	371	7:33
235	0:23:27	187	187	404	7:34
236	0:23:38	188	188	383	7:37
237	0:23:40	189	189	238	7:38
238	0:23:42	190	190	039	7:39
239	0:23:52	191	191	149	7:42
240 Hall. Bill *UNM	0:23:57	M 49	01-29 10	898	7:44
241	0:28:07	192	192	075	9:04

Ave TIME is 0:18:52.4

Age Division	# of Parts	Course Record
--------------	------------	---------------

# = Broke AGE GROUP course record

01-29(A)	-	10
30-39(C)	-	16
40-49(E)	-	14
50-99(G)	-	9

\* - 192  
 -----  
 241

### Road Race Team Standings

07/11/92

USCAA Nationals (UCI '92)

MEN'S SK

Div II

PL	Name	Time	Sex / PL	Div / PL	Race#	Pace
9	Weatherbie.D*UNM	0:15:50	M 1	01-29 1	914	5:06
25	Livingood. A*UNM	0:16:20	M 4	01-29 2	913	5:16
32	Christensen.*PFG	0:16:36	M 6	01-29 3	945	5:21
53	Schweizer. M*PFG	0:17:06	M 10	01-29 4	944	5:31
141	Sharpe. Ted *Fac	0:19:04	M 26	01-29 5	956	6:09
164	Kilburn. Jim*UNM	0:19:37	M 33	01-29 6	915	6:20
178	Hart. Jeff *Fac	0:20:05	M 36	01-29 7	955	6:29
181	Anderson. Le*UNM	0:20:11	M 37	01-29 8	916	6:31
184	Balsamo. Mik*UCI	0:20:21	M 39	01-29 9	969	6:34
240	Hall. Bill *UNM	0:23:57	M 49	01-29 10	898	7:44

PL	Name	Time	Sex / PL	Div / PL	Race#	Pace
----	------	------	----------	----------	-------	------

PL	Name	Time	Sex / PL	Div / PL	Race#	Pace
22	Movic. Mark *PFG	0:16:13	M 2	30-39 1	942	5:14
30	Halter. Pat *PFG	0:16:31	M 5	30-39 2	879	5:20
41	Bigelow. Dav*PE	0:16:46	M 8	30-39 3	893	5:25
43	Keough. Sean*UNM	0:16:47	M 9	30-39 4	905	5:25
55	Cleary. Mark*PFG	0:17:09	M 11	30-39 5	943	5:32
75	Hernandez. H*PE	0:17:36	M 15	30-39 6	889	5:41
76	Hatton. Crai*UNM	0:17:37	M 16	30-39 7	907	5:41
80	Sargent. Fre*UNM	0:17:43	M 17	30-39 8	906	5:43
82	Nielsen. Bra*PFG	0:17:45	M 18	30-39 9	941	5:44
87	Reukauf. Ran*Bal	0:17:49	M 21	30-39 10	996	5:45
107	Bristol. Bil*UNM	0:18:17	M 22	30-39 11	911	5:54
115	Orr. Mike *Bal	0:18:27	M 23	30-39 12	994	5:57
144	Hellenga. Ga*Aro	0:19:08	M 27	30-39 13	988	6:10
157	Brees. Paul *PFG	0:19:26	M 31	30-39 14	938	6:16
183	Flynn. Brian*UNM	0:20:17	M 38	30-39 15	908	6:33
211	Cooper. Bren*UCI	0:21:21	M 45	30-39 16	970	6:53

PL	Name	Time	Sex / PL	Div / PL	Race#	Pace
----	------	------	----------	----------	-------	------

PL	Name	Time	Sex / PL	Div / PL	Race#	Pace
23	Dooley. Dave*Bal	0:16:15	M 3	40-49 1	997	5:15
39	Toulouse. Ji*UNM	0:16:45	M 7	40-49 2	901	5:24
56	Fickbohm. Gr*Bal	0:17:11	M 12	40-49 3	998	5:33
58	Mallow. Bob *Crs	0:17:14	M 13	40-49 4	974	5:34
67	Johnson. Ste*Crs	0:17:24	M 14	40-49 5	973	5:37
83	Rathje. Mart*PFG	0:17:45	M 19	40-49 6	940	5:44
84	Roberge. Guy*UNM	0:17:47	M 20	40-49 7	902	5:44
133	Hafford. Jim*Aro	0:18:51	M 25	40-49 8	984	6:05
161	Hecht. Jim *Aro	0:19:33	M 32	40-49 9	986	6:18
205	Haden. Larry*UCI	0:21:09	M 43	40-49 10	971	6:49
209	Fallow. Denn*Fac	0:21:14	M 44	40-49 11	878	6:51
213	Sult. Wayne *Aro	0:21:25	M 46	40-49 12	983	6:55
221						



Dubow. Joel 0:22:10 M 47 40-49 13 880 7:09

222 Kita. Mike \*UNM 0:22:11 M 48 40-49 14 904 7:09

PL Name Time Sex / PL Div / PL Race# Pace

PL	Name	Time	Sex / PL	Div / PL	Race#	Pace
127	Gorordo. Lui*Aro	0:18:46	M 24	50-99 1	982	6:03
146	Howell. Ron *Bal	0:19:10	M 28	50-99 2	995	6:11
155	Cook. Jesse *Aro	0:19:24	M 29	50-99 3	987	6:15
156	Tauamantes. *PE	0:19:25	M 30	50-99 4	890	6:16
168	Davis. Jim *PE	0:19:44	M 34	50-99 5	886	6:22
176	Comstock. Ca*UNM	0:20:01	M 35	50-99 6	900	6:27
187	O'Donnell. B*PE	0:20:23	M 40	50-99 7	887	6:35
194	Collins. Rob*CrS	0:20:37	M 41	50-99 8	972	6:39
195	Harding. Gen*PFG	0:20:40	M 42	50-99 9	939	6:40

PL Name Time Sex / PL Div / PL Race# Pace

PL Name Time Sex / PL Div / PL Race# Pace

Ave TIME is 0:18:52.4

Age # of Course  
vision Parts Record

# = Broke AGE GROUP course record

01-29(A) - 10  
 30-39(C) - 16  
 40-49(E) - 14  
 50-99(G) - 9

\* - 192  
 ----  
 241

Road Race Team Standings

**DIVISION II  
WOMEN'S 5K ROAD RACE**

PLACE	TEAM NAME	TOTAL SCORE	TEAM CHAMPIONSHIP POINTS
1	Principal	2 *	32
2	UNUM	2	27
3	Ball Corporation	6	23
4	Adolph Coors	7	20
5	SRI/Maxtor	9	18
6	Aerospace	11	17
7	Pacific Enterprises	15	16

\* Wins tie-breaker.

07/11/92

USCAA Nationals (UCI '92)

WOMEN'S SK  
Div II

# Race Results

PL	Name	Time	Sex / PL	Div / PL	Race#	Pace	%/pts
<b>PFG (22-v) : 1st</b>							
# 4	Hook. Suzanne	0:17:59	F 1	01-29 1	951	5:48	1002
15	Rinn. Mary	0:18:59	F 3	01-29 2	952	6:07	949
29	Green. Niki	0:19:47	F 5	01-29 3	954	6:23	911
46	Sutton. Janet	0:20:37	F 10	01-29 6	953	6:39	874
55	Van Hall. Karla	0:21:08	F 12	30-39 5	950	6:49	920
59	Brown. Pat	0:21:14	F 14	30-39 7	949	6:51	915
89	Hale. Julie	0:22:35	F 27	30-39 14	948	7:17	861
123	Flanagan. Jan	0:24:39	F 34	50-99 1	946	7:57	854
142	Hildman. Pam	0:26:23	F 42	40-49 7	947	8:31	759

PFG (22-v) : Total PTs for 2 scorers ( 1 1 ) is = 2 ( 1613 %/pts)

Hook. Suzanne  
Flanagan. Jan

PL	Name	Time	Sex / PL	Div / PL	Race#	Pace	%/pts
<b>UNM (21-u) : 2nd</b>							
# 10	Dunn. Jamilyn	0:18:36	F 2	30-39 1	932	6:00	1045
36	Lamontagne. Jeann	0:19:54	F 7	01-29 5	936	6:25	905
37	Lee. Joan	0:19:55	F 8	30-39 3	928	6:25	976
53	Barrett. Betsy	0:20:54	F 11	40-49 1	923	6:45	959
56	Wilson. Jean	0:21:09	F 13	30-39 6	925	6:49	919
71	Dolley. Jane	0:21:54	F 19	40-49 3	922	7:04	915
72	Hatton. Deb	0:21:54	F 20	30-39 10	930	7:04	887
76	Whipple. Lindsay	0:22:03	F 21	01-29 8	934	7:07	817
85	Sheerin. Julie	0:22:17	F 24	01-29 10	881	7:11	809
87	Aliberti. Flo	0:22:31	F 25	30-39 12	933	7:16	863
88	Kucine. Barbara	0:22:33	F 26	30-39 13	931	7:16	862
94	Little. Sandy	0:22:53	F 28	30-39 15	929	7:23	849
98	Holmquist. Lisa	0:23:06	F 29	01-29 11	935	7:27	780
102	Richards. Cindy	0:23:18	F 30	30-39 16	882	7:31	834
115	Keene. Suzanne	0:24:20	F 31	01-29 12	937	7:51	740
120	Yates. Kathryn	0:24:32	F 33	40-49 4	919	7:55	817
125	Thomas. Jean	0:24:47	F 35	50-99 2	917	8:00	849
126	Anderson. Carlene	0:24:48	F 36	40-49 5	924	8:00	808
132	Utterstrom. Sandy	0:25:12	F 38	40-49 6	920	8:08	795
133	Tupper. Julie	0:25:32	F 39	30-39 18	926	8:14	761
134	Goodman. Jean	0:25:32	F 40	01-29 13	883	8:14	706
144	Olson. Susan	0:26:50	F 43	30-39 19	927	8:39	724
151	Korn. Sue	0:27:39	F 46	40-49 8	921	8:55	725
158	Badgley. Percilla	0:31:09	F 50	50-99 8	918	10:03	676

M (21-u) : Total PTs for 2 scorers ( 1 1 ) is = 2 ( 1382 %/pts)

Dunn. Jamilyn  
Barrett. Betsy

PL	Name	Time	Sex / PL	Div / PL	Race#	Pace	%/pts
<b>Bal (24-x) : 3rd</b>							
# 23	Russell. Kathy	0:19:22	F 4	30-39 2	993	6:15	1003
42	Ward. Jan	0:20:27	F 9	30-39 4	992	6:36	950
137	Sheppard. Bonnie	0:26:07	F 41	50-99 4	991	8:25	806
145	Taylor. Erin	0:26:54	F 44	01-29 14	899	8:41	670
152	Hicks. Karen	0:28:03	F 47	40-49 9	990	9:03	714

Bal (24-x) : Total PTs for 2 scorers ( 2 4 ) is = 6 ( 1384 %/pts)  
 Russell. Kathy  
 Ward. Jan

PL	Name	Time	Sex / PL	Div / PL	Race#	Pace	%/pts
<b>Crs (26-z) : 4th</b>							
30	Wewel. Michelle	0:19:48	F 6	01-29 4	976	6:23	910
78	Sopcisak. Sue	0:22:08	F 22	30-39 11	977	7:08	878
130	Driste. Bonnie	0:25:07	F 37	50-99 3	975	8:06	838

Crs (26-z) : Total PTs for 2 scorers ( 3 4 ) is = 7 ( 1716 %/pts)  
 Driste. Bonnie  
 Wewel. Michelle

PL	Name	Time	Sex / PL	Div / PL	Race#	Pace	%/pts
<b>SRI (23-w) : 5th</b>							
60	Huber. Linda	0:21:15	F 15	40-49 2	960	6:51	943
69	Longyear. Sally	0:21:51	F 18	30-39 9	962	7:03	889
155	Bailey. Karen	0:29:26	F 49	50-99 7	959	9:30	715

SRI (23-w) : Total PTs for 2 scorers ( 2 7 ) is = 9 ( 1604 %/pts)  
 Huber. Linda  
 Bailey. Karen

PL	Name	Time	Sex / PL	Div / PL	Race#	Pace	%/pts
<b>Aro (25-y) : 6th</b>							
150	Bally. Joann	0:27:33	F 45	50-99 5	981	8:53	764
153	Schauerman.Carol	0:28:26	F 48	50-99 6	980	9:10	740
161	Willoughby.Karen	0:35:51	F 51	01-29 15	979	11:34	503

Aro (25-y) : Total PTs for 2 scorers ( 5 6 ) is = 11 ( 1243 %/pts)  
 Bally. Joann  
 Schauerman.Carol

PL	Name	Time	Sex / PL	Div / PL	Race#	Pace	%/pts
<b>PE (18-r) : 7th</b>							
63	Thomas-Givens.Ta	0:21:28	F 16	30-39 8	896	6:55	905
66	Winger. Nancy	0:21:39	F 17	01-29 7	897	6:59	832
84	Palomar. Jackie	0:22:16	F 23	01-29 9	895	7:11	809
118	Fowler. Julie	0:24:28	F 32	30-39 17	894	7:54	794

PE (18-r) : Total PTs for 2 scorers ( 7 8 ) is = 15 ( 1603 %/pts)  
 Winger. Nancy  
 Thomas-Givens.Ta

Ave TIME is 0:22:45.4

Age Division	# of Parts	Course Record	
--------------	------------	---------------	--

# = Broke AGE GROUP course record

01-29(J)	- 15	0:18:01	Susanne Hook (PFG '91)
30-39(L)	- 19	0:19:26	Jan Ward (Ball '91)
40-49(N)	- 9	0:20:02	Jane Dolley (UNUM '88)
50-99(P)	- 8	0:21:03	Betty Fraser-Smith (Syntex '88)

\* - 0  
-----  
51

### Road Race Team Standings

<del>1</del> 2	UNM	2	
<del>2</del> 1	PFG	2	** TB **
3	Bal	6	
4	Crs	7	
5	SRI	9	
6	Aro	11	
7	PE	15	

07/11/92

USCAA Nationals (UCI '92)

WOMEN'S SK  
DIV II

# Race Results

PL	Name	Time	Sex / PL	Div / PL	Race#	Pace	%/pts	
1		0:17:01		1	1	220	5:29	
2		0:17:25		2	2	153	5:37	
3		0:17:36		3	3	165	5:41	
# 4	Hook. Suzann*PFG	0:17:59	F	1 01-29	1	951	5:48	1002
5		0:18:23		4	4	136	5:56	
6		0:18:28		5	5	099	5:57	
7		0:18:31		6	6	264	5:58	
8		0:18:34		7	7	104	5:59	
9		0:18:35		8	8	088	6:00	
# 10	Dunn. Jamily*UNM	0:18:36	F	2 30-39	1	932	6:00	1045
11		0:18:41		9	9	116	6:02	
12		0:18:42		10	10	097	6:02	
13		0:18:43		11	11	118	6:02	
14		0:18:54		12	12	117	6:06	
15	Rinn. Mary *PFG	0:18:59	F	3 01-29	2	952	6:07	949
16		0:19:00		13	13	223	6:08	
17		0:19:02		14	14	154	6:08	
18		0:19:06		15	15	090	6:10	
19		0:19:09		16	16	093	6:11	
20		0:19:10		17	17	089	6:11	
21		0:19:21		18	18	352	6:15	
22		0:19:21		19	19	324	6:15	
# 23	Russell. Kat*Bal	0:19:22	F	4 30-39	2	993	6:15	1003
24		0:19:31		20	20	254	6:18	
25		0:19:36		21	21	103	6:19	
26		0:19:40		22	22	348	6:21	
27		0:19:43		23	23	156	6:22	
28		0:19:46		24	24	222	6:23	
29	Green. Niki *PFG	0:19:47	F	5 01-29	3	954	6:23	911
30	Wewel. Miche*Crs	0:19:48	F	6 01-29	4	976	6:23	910
31		0:19:49		25	25	050	6:24	
32		0:19:50		26	26	354	6:24	
33		0:19:51		27	27	119	6:24	
34		0:19:52		28	28	052	6:25	
35		0:19:53		29	29	133	6:25	
36	Lamontagne.J*UNM	0:19:54	F	7 01-29	5	936	6:25	905
37	Lee. Joan *UNM	0:19:55	F	8 30-39	3	928	6:25	976
38		0:20:13		30	30	247	6:31	
39		0:20:18		31	31	221	6:33	
40		0:20:21		32	32	258	6:34	
41		0:20:24		33	33	135	6:35	
42	Ward. Jan *Bal	0:20:27	F	9 30-39	4	992	6:36	950
43		0:20:31		34	34	347	6:37	
44		0:20:35		35	35	091	6:38	
45		0:20:36		36	36	005	6:39	
46	Sutton. Jane*PFG	0:20:37	F	10 01-29	6	953	6:39	874
47		0:20:38		37	37	009	6:39	
48		0:20:40		38	38	204	6:40	
49		0:20:44		39	39	138	6:41	

50		0:20:45		40		40	168	6:42	
51		0:20:52		41		41	350	6:44	
52		0:20:53		42		42	046	6:44	
53	Barrett. Bet*UNM	0:20:54	F	11	40-49	1	923	6:45	959
54		0:20:59		43		43	098	6:46	
55	Van Hall. Ka*PFG	0:21:08	F	12	30-39	5	950	6:49	920
56	Wilson. Jean*UNM	0:21:09	F	13	30-39	6	925	6:49	919
57		0:21:10		44		44	167	6:50	
58		0:21:11		45		45	047	6:50	
59	Brown. Pat *PFG	0:21:14	F	14	30-39	7	949	6:51	915
60	Huber. Linda*SRI	0:21:15	F	15	40-49	2	960	6:51	943
61		0:21:16		46		46	256	6:52	
62		0:21:23		47		47	255	6:54	
63	Thomas-Given*PE	0:21:28	F	16	30-39	8	896	6:55	905
64		0:21:29		48		48	094	6:56	
65		0:21:30		49		49	257	6:56	
66	Winger. Nanc*PE	0:21:39	F	17	01-29	7	897	6:59	832
67		0:21:39		50		50	382	6:59	
68		0:21:50		51		51	249	7:03	
69	Longyear. Sa*SRI	0:21:51	F	18	30-39	9	962	7:03	889
70		0:21:52		52		52	100	7:03	
71	Dolley. Jane*UNM	0:21:54	F	19	40-49	3	922	7:04	915
72	Hatton. Deb *UNM	0:21:54	F	20	30-39	10	930	7:04	887
73		0:21:57		53		53	049	7:05	
74		0:22:01		54		54	225	7:06	
75		0:22:02		55		55	252	7:06	
76	Whipple. Lin*UNM	0:22:03	F	21	01-29	8	934	7:07	817
77		0:22:08		56		56	349	7:08	
78	Sopcisak. Su*Crs	0:22:08	F	22	30-39	11	977	7:08	878
79		0:22:09		57		57	041	7:09	
80		0:22:11		58		58	004	7:09	
EAN TIME									
81		0:22:12		59		59	044	7:10	
82		0:22:13		60		60	351	7:10	
83		0:22:15		61		61	263	7:11	
84	Palomar. Jac*PE	0:22:16	F	23	01-29	9	895	7:11	809
85	Sheerin. Jul*UNM	0:22:17	F	24	01-29	10	881	7:11	809
86		0:22:26		62		62	209	7:14	
87	Aliberti. Fl*UNM	0:22:31	F	25	30-39	12	933	7:16	863
88	Kucine. Barb*UNM	0:22:33	F	26	30-39	13	931	7:16	862
89	Hale. Julie *PFG	0:22:35	F	27	30-39	14	948	7:17	861
90		0:22:36		63		63	057	7:17	
91		0:22:44		64		64	207	7:20	
92		0:22:47		65		65	261	7:21	
93		0:22:49		66		66	134	7:22	
94	Little. Sand*UNM	0:22:53	F	28	30-39	15	929	7:23	849
95		0:22:55		67		67	262	7:24	
96		0:22:56		68		68	120	7:24	
97		0:23:03		69		69	229	7:26	
98	Holmquist. L*UNM	0:23:06	F	29	01-29	11	935	7:27	780
99		0:23:12		70		70	053	7:29	
100		0:23:13		71		71	096	7:29	
101		0:23:14		72		72	042	7:30	
102	Richards. Ci*UNM	0:23:18	F	30	30-39	16	882	7:31	834
103		0:23:23		73		73	230	7:33	
104		0:23:26		74		74	092	7:34	
105		0:23:30		75		75	007	7:35	
106		0:23:33		76		76	387	7:36	
107		0:23:35		77		77	048	7:36	
108		0:23:39		78		78	205	7:38	
109		0:23:47		79		79	095	7:40	
110		0:23:55		80		80	388	7:43	

111		0:23:59		81		81	206	7:44	
112		0:24:02		82		82	045	7:45	
113		0:24:03		83		83	325	7:45	
114		0:24:09		84		84	392	7:47	
115	Keene. Suzan*UNM	0:24:20	F	31	01-29	12	937	7:51	740
116		0:24:20		85		85	265	7:51	
117		0:24:24		86		86	364	7:52	
118	Fowler. Juli*PE	0:24:28	F	32	30-39	17	894	7:54	794
119		0:24:32		87		87	327	7:55	
120	Yates. Kathr*UNM	0:24:32	F	33	40-49	4	919	7:55	817
121		0:24:33		88		88	102	7:55	
122		0:24:36		89		89	203	7:56	
123	Flanagan. Ja*PFG	0:24:39	F	34	50-99	1	946	7:57	854
124		0:24:42		90		90	380	7:58	
125	Thomas. Jean*UNM	0:24:47	F	35	50-99	2	917	8:00	849
126	Anderson.Car*UNM	0:24:48	F	36	40-49	5	924	8:00	808
127		0:24:49		91		91	391	8:00	
128		0:24:58		92		92	006	8:03	
129		0:25:05		93		93	051	8:05	
130	Driste. Bonn*Crs	0:25:07	F	37	50-99	3	975	8:06	838
131		0:25:09		94		94	248	8:07	
132	Utterstrom.S*UNM	0:25:12	F	38	40-49	6	920	8:08	795
133	Tupper. Juli*UNM	0:25:32	F	39	30-39	18	926	8:14	761
134	Goodman. Jea*UNM	0:25:32	F	40	01-29	13	883	8:14	706
135		0:25:51		95		95	010	8:20	
136		0:25:54		96		96	398	8:21	
137	Sheppard. Bo*Bal	0:26:07	F	41	50-99	4	991	8:25	806
138		0:26:13		97		97	166	8:27	
139		0:26:14		98		98	212	8:28	
140		0:26:21		99		99	381	8:30	
141		0:26:22		100		100	260	8:30	
142	Hildman. Pam*PFG	0:26:23	F	42	40-49	7	947	8:31	759
143		0:26:28		101		101	211	8:32	
144	Olson. Susan*UNM	0:26:50	F	43	30-39	19	927	8:39	724
145	Taylor. Erin*Bal	0:26:54	F	44	01-29	14	899	8:41	670
146		0:27:06		102		102	379	8:45	
147		0:27:18		103		103	326	8:48	
148		0:27:27		104		104	155	8:51	
149		0:27:32		105		105	251	8:53	
150	Bally. Joann*Aro	0:27:33	F	45	50-99	5	981	8:53	764
151	Korn. Sue *UNM	0:27:39	F	46	40-49	8	921	8:55	725
152	Hicks. Karen*Bal	0:28:03	F	47	40-49	9	990	9:03	714
153	Schauerman.C*Aro	0:28:26	F	48	50-99	6	980	9:10	740
154		0:28:38		106		106	137	9:14	
155	Bailey. Kare*SRI	0:29:26	F	49	50-99	7	959	9:30	715
156		0:30:19		107		107	363	9:47	
157		0:30:30		108		108	377	9:50	
158	Badgley.Perc*UNM	0:31:09	F	50	50-99	8	918	10:03	676
159		0:32:36		109		109	378	10:31	
160		0:33:27		110		110	250	10:47	
161	Willoughby.K*Aro	0:35:51	F	51	01-29	15	979	11:34	503

Ave TIME is 0:22:45.4

Age # of Course  
Division Parts Record

# = Broke AGE GROUP course record

01-29(J) - 15 0:18:01 Susanne Hook (PFG '91)

30-39(L) - 19 0:19:26 Jan Ward (Ball '91)



# NATIONAL CORPORATE CUP CHAMPIONSHIP

CERTIFICATION CA92036RS

10000 METERS

START - ON UCIRVINE TRACK SOUTH STRAIGHT AWAY  
55' 1" BEFORE 100 YD DASH MARKER LOCATED  
ON CURB.

MILE 1 - ON CALIFORNIA AV, 5' 5" AFTER CURBS EX-  
PANSSION JOINT ~ 70 YDS AFTER ACADEMY DR.

MILE 2 - BIKE PATH JUST BEFORE CHURCH PARKING  
LOT. ON R. SIDE.

MILE 3 - BIKE PATH 45 YDS AFTER MICHELSON DR  
OVER PASS.

5KM - BIKE PATH ~ 100 YDS S/O 405 FWY

TURN - BIKE PATH 24' BEFORE "CAUTION"  
SIGN

MILE 4 - BIKE PATH ACROSS FROM AND  
JUST W/O WATER HAZARD ON  
GOLF COURSE.

MILE 5 - BIKE PATH 9' E/O WHITE METER BOX  
R. SIDE. EAST OF CALIFORNIA AV.

MILE 6 - ON UCI TRACK AT 10000 M START  
MARKER

FINISH - ON UCI TRACK AT WHITE FINISH LINE  
FOR ALL RACES END OF SOUTH  
STRAIGHT-AWAY.

405 FWY

TURN

CAUTION  
BIKE WAY  
SUBJECT TO  
FLOODING.  
S16N

24'

5K

3

4

2

5

UNIVERSITY DR

START 1+ LAPS  
ON TRACK  
FINISH 3/4 LAP.

FINISH

GRASS

START

1

GATE

SERVICE B

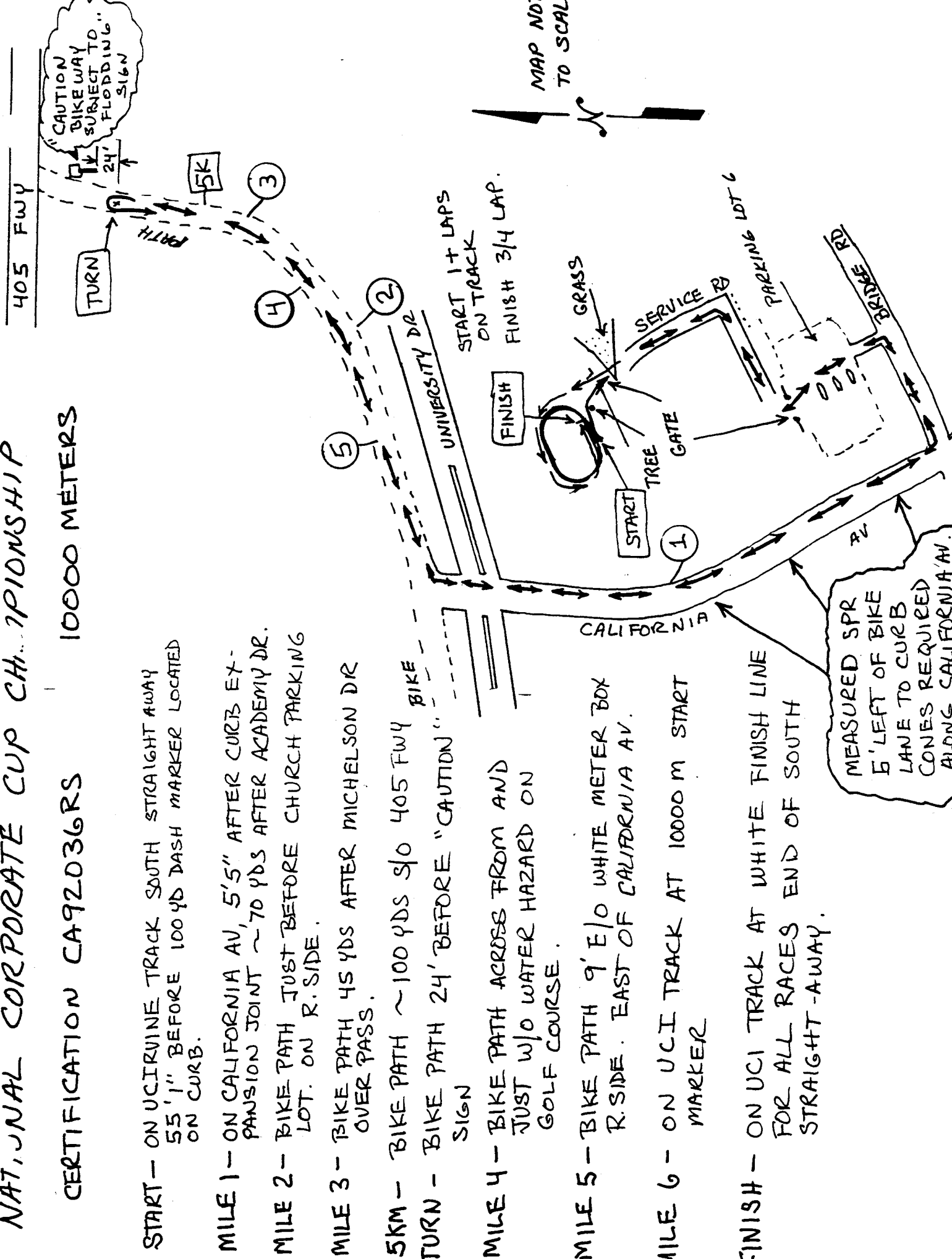

PARKING LOT 6

BIKE RD

CALIFORNIA

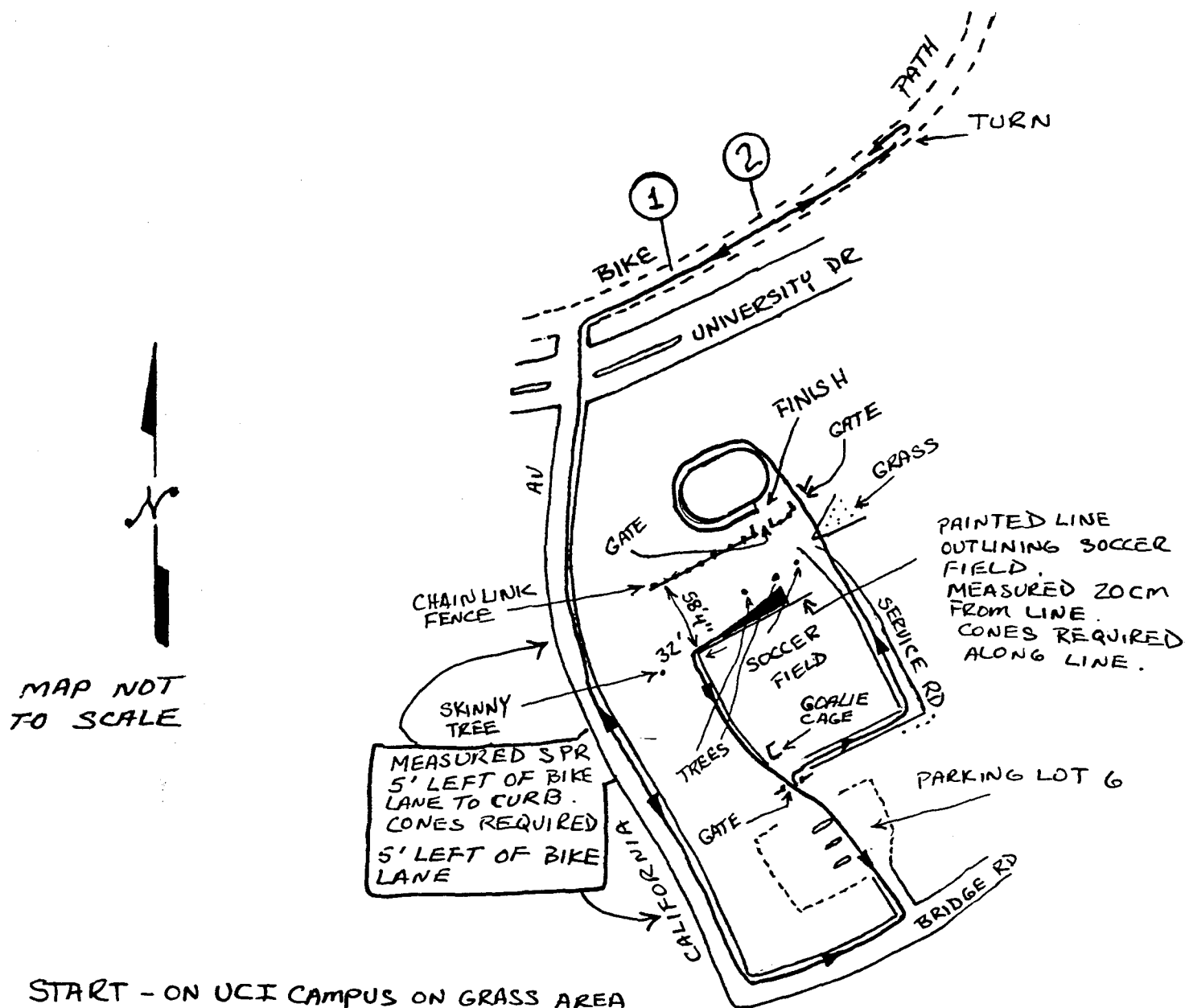
MEASURED SPR  
5' LEFT OF BIKE  
LANE TO CURB  
CONES REQUIRED  
ALONG CALIFORNIA AV.

MAP NOT  
TO SCALE



# NATIONAL CORPORATE CUP 5K CHAMPIONSHIP

CERTIFICATION CA92035RS



START - ON UCI CAMPUS ON GRASS AREA NEXT TO SOCCER FIELD AT THE MIDDLE TREE IN LINE WITH GATE IN FENCE.

MILE 1 - ON BIKE PATH 16 YDS W/O 3<sup>RD</sup> LIGHT POLE IN CENTER ISLAND COUNTING W FROM CALIFORNIA AV.

TURN - ON BIKE PATH 3' W/O 6<sup>TH</sup> EXPANSION JOINT IN BIKE PATH COUNTING E FROM CAMPUS DR OVERPASS.

MILE 2 - ON BIKE PATH APPROX. 125 YDS E/O CALIFORNIA AV.

MILE 3 - ON THE NW CURVE AT THE 500M MARKED

FINISH - ON THE TRACK AT THE WHITE LINE ACROSS THE TRACK END OF S STRAIGHT-AWAY. (AT FINISH FOR ALL RACES).

USCAA NATIONAL CHAMPIONSHIPS  
TENTATIVE SCHEDULE OF EVENTS

Saturday, July 11, 1992

	<u>Time</u>	<u>Event</u>	<u>Division</u>	<u>Flight/ Heat #</u>
Road Races	7:00 am	Women's 5K Team Road Race	I & II	
	8:00 am	Men's 5K Team Road Race	I & II	
Field Events (all events are finals)	9:00 am	Team Jump - High Jump	I	1
	11:00 am	Team Jump - High Jump	I	2
	1:00 pm	Team Jump - High Jump	I	3
	3:00 pm	Team Jump - High Jump	I	4
	9:00 am	Team Throw - Discus	I	1
	10:15 am	Team Throw - Discus	II	1
	11:15 am	Team Throw - Discus	I	2
	12:30 pm	Team Throw - Discus	I	3
	1:45 pm	Team Throw - Discus	II	2
	2:45 pm	Team Throw - Discus	I	4
Track Events (all races are prelims unless noted)	9:15am	Sub Master's Distance Relay	I	1
	9:32am	Sub Master's Distance Relay	I	2
	9:50am	Women's 800 Meter Team Race	I	1
	10:00am	Women's 800 Meter Team Race	I	2
	10:10am	Women's 800 Meter Team Race	I	3
	10:20am	3 Lap Sprint Relay	II	1
	10:30am	3 Lap Sprint Relay	II	2
	10:40am	3 Lap Sprint Relay	I	1
	10:50am	3 Lap Sprint Relay	I	2
	11:00am	3 Lap Sprint Relay	I	3
	11:10am	Executive Relay	I	1
	11:25am	Executive Relay	I	2
	11:40am	4x200 Meter Relay	II	1
	11:47am	4x200 Meter Relay	II	2
	11:54am	4x200 Meter Relay	I	1
	12:01pm	4x200 Meter Relay	I	2
	12:08pm	4x200 Meter Relay	I	3
	12:15pm	Men's Mile Team Race	II	(finals)
	12:25pm	Men's Mile Team Race	I	1
	12:35pm	Men's Mile Team Race	I	2
	12:45pm	Men's Mile Team Race	I	3
	12:55pm	Senior's Relay	I	1
	1:03pm	Senior's Relay	I	2
	1:11pm	Senior's Relay	I	3
	1:20pm	Women's Relay	I	1
	1:27pm	Women's Relay	I	2
	1:35pm	Sub Master's Sprint Relay	I	1
	1:45pm	Sub Master's Sprint Relay	I	2
	1:55pm	Sub Master's Sprint Relay	I	3
	2:05pm	Pyramid Relay	I	1
	2:20pm	Pyramid Relay	I	2
	2:35pm	Pyramid Relay	I	3
	2:50pm	Master's Relay	I	1
	3:02pm	Master's Relay	I	2
	3:15pm	Distance Relay	I	(finals)
	3:55pm	Sprint Relay	II	1
	4:05pm	Sprint Relay	II	2
	4:15pm	Sprint Relay	I	1
	4:25pm	Sprint Relay	I	2
	4:35pm	Sprint Relay	I	3

USCAA Annual Meeting: 5:30 pm at Marriott Hotel  
Every team should have at least one  
representative at the meeting!

USCAA NATIONAL CHAMPIONSHIPS  
TENTATIVE SCHEDULE OF EVENTS

Sunday, July 12, 1992

	<u>Time</u>	<u>Event</u>	<u>Division</u>	<u>Flight/ Heat #</u>	
Road Races	7:05 am	Men's 10K Team Road Race	I		
	8:15 am	Women's 10K Team Road Race	I		
	10:00 am	Opening Ceremonies Korporate Kids Fun Run	all		
Field Events (all events are finals)	11:15 am	Team Jump - Long Jump	I	1	
	12:15 pm	Team Jump - Long Jump	II	1	
	1:15 pm	Team Jump - Long Jump	I	2	
	2:15 pm	Team Jump - Long Jump	II	2	
	3:15 pm	Team Jump - Long Jump	I	3	
	11:15 am	Team Throw - Shot Put	I	1	
	12:00 pm	Team Throw - Shot Put	II	1	
	12:45 pm	Team Throw - Shot Put	I	2	
	1:30 pm	Team Throw - Shot Put	I	3	
	2:15 pm	Team Throw - Shot Put	II	2	
	3:00 pm	Team Throw - Shot Put	I	4	
	Track Events (all races are finals)	11:15am	Sub Master's Distance Relay	II	
		11:32am	Sub Master's Distance Relay	I	
11:50am		Women's 800 Meter Team Race	I		
12:00pm		3 Lap Sprint Relay	II		
12:10pm		3 Lap Sprint Relay	I	7-12 qualifiers	
12:20pm		3 Lap Sprint Relay	I	1-6 qualifiers	
12:30pm		Executive Relay	I		
12:50pm		4x200 Meter Relay	II		
1:00pm		4x200 Meter Relay	I	7-12 qualifiers	
1:10pm		4x200 Meter Relay	I	1-6 qualifiers	
1:20pm		Men's Mile Team Race	I		
1:30pm		Senior's Relay	II		
1:40pm		Senior's Relay	I		
1:50pm		Women's Relay	II		
2:00pm		Women's Relay	I		
2:10pm		Sub Master's Sprint Relay	I	7-12 qualifiers	
2:20pm		Sub Master's Sprint Relay	I	1-6 qualifiers	
2:30pm		President's Relay	II		
2:40pm		President's Relay	I		
2:50pm		Pyramid Relay	II		
3:05pm		Pyramid Relay	I		
3:20pm		Master's Relay	II		
3:32pm		Master's Relay	I		
3:45pm		Sprint Relay	II		
3:55pm		Sprint Relay	I	7-12 qualifiers	
4:05pm		Sprint Relay	I	1-6 qualifiers	

USCAA AWARDS CEREMONY 6:00pm - 8:00pm Marriott Grand Ballroom  
 USCAA ANNUAL CELEBRATION 8:00pm - 1:00am Marriott Grand Ballroom  
 \$10 per person charge

EVENTS, With 1991 Results summarized

DIVISION(S) DESCRIPTION (all distances in meters unless otherwise specified)

I	II	<u>SUB-MASTERS DISTANCE MEDLEY</u>			
		Four runners, all 30 years of age or older, with at least one woman and two runners 35 or older in addition to the minimum one woman, running in order; 800m, 400m, 1200m, 1600m.			
I		1991 Results:		approx. splits to win	
		1st IBM	10:45	800	2:02
		2nd AT&T	10:46	400w	:63
		3rd General Electric	10:46	1200	3:19
		6th Rockwell	11:16	1600	4:21
		12th Pacific Telesis	11:40		
	II	1st Principal	11:18	800	2:07
		2nd SRI	11:33	400w	:68
		3rd UNUM	11:34	1200	3:28
		5th Coors	11:51	1600	4:35
I		<u>WOMEN'S 800 METER TEAM RACE</u>			
		Two runners, each running 800m, with the summed time of both runners determining place.			
I		1991 Results:		approx. splits to win	
		1st IBM	4:32	800	2:11
		2nd AT&T	4:34	800	2:21
		3rd General Electric	4:38		
		6th Exxon	4:47		
		12th Hughes	5:36		
I	II	<u>3-LAP SPRINT</u>			
		Four runners, with at least one woman, running in order 200m, 200m, 400m, 400m.			
I		1991 Results:		approx. splits to win	
		1st Hughes	2:28	200w	:25
		2nd AT&T	2:31	200	:23
		3rd Tenneco	2:32	400	:50
		6th Digital	2:35	400	:50
		12th IBM	2:40		
	II	1st UNUM	2:33	200w	:27
		2nd Coors	2:36	200	:24
		3rd SRI	2:37	400	:51
		5th Los Alamos	2:42	400	:51
I		<u>EXECUTIVE RELAY</u>			
		Four runners each at a level of manager of managers (or equivalent) or above and at least 30 years old, with a least one woman running either the 800m or 1600m leg, running in order; 800m, 400m, 800m, 1600m.			
I		1991 Results:		approx. splits to win	
		1st Hewlett-Packard	9:58	800w	2:30
		2nd Texas Instruments	9:59	400	:55
		3rd AT&T	10:07	800	2:05
		6th Digital	10:20	1600	4:28
		12th IBM	10:59		

I	II	<u>4x200m RELAY</u>	
		Four runners, with a runner 40 years of age or older running the first leg, a runner 50 years of age or older running the second leg, a woman running the third leg, and a man running the fourth leg, running in order 200m, 200m, 200m, 200m.	
I		1991 Results:	approx. splits to win
		1st AT&T	1:37 200 :26
		2nd General Electric	1:37 200 :24
		3rd Pacific Telesis	1:39 200w :25
		6th Hewlett-Packard	1:44 200 :22
		12th Hughes	1:52
	II	1st UNUM	1:43 200 :29
		2nd Los Alamos	1:43 200 :25
		3rd SRI	1:44 200w :27
		5th Pacific Enterprises	1:47 200 :22
I	II	<u>MEN'S MILE TEAM RACE</u>	
		Two men, each running a one mile with times added to determine place.	
I		1991 Results:	approx. splits to win
		1st Exxon	8:42 mile 4:19
		2nd IBM	8:49 mile 4:23
		3rd General Electric	8:53
		6th Westinghouse	8:57
		12th Coca Cola	9:43
	II	1st Principal	8:53 mile 4:24
		2nd SRI	8:59 mile 4:29
		3rd UNUM	9:04
		5th United Research	9:13
I		<u>SENIORS RELAY</u>	
		Three runners, all 50 years of age or older, with a minimum of one female running in order; 400m, 200m, 600m.	
I		1991 Results:	approx. splits to win
		1st US West	3:13 400 :61
		2nd General Electric	3:14 200w :36
		3rd AT&T	3:15 600 1:36
		6th Lockheed	3:23
		12th IBM	3:41
	II	1st SRI	3:23 400 :64
		2nd John Deere	3:23 200w :38
		3rd Ball Corp.	3:25 600 1:41
		5th Aerospace	3:33
I	II	<u>WOMEN'S RELAY</u>	
		Three women, with a combined age of 90 years or older, running in order; 800m, 400m, 400m.	
I		1991 Results:	approx. splits to win
		1st AT&T	4:14 800w 2:10
		2nd IBM	4:15 400w :62
		3rd General Electric	4:28 400w :62
		6th US West	4:44
		12th Exxon	5:02
	II	1st UNUM	4:34 800w 2:22
		2nd Aerospace	4:34 400w :66
		3rd Principal	4:38 400w :66
		5th Coors	4:56

I     SUB-MASTERS SPRINT RELAY

Four runners, all 30 years of age or older, with at least one woman and two runners 35 or older in addition to the minimum one woman, running in order; 200m, 200m, 400m, 800m.

I	1991 Results:			approx. splits to win
	1st AT&T	3:41	200w	:27
	2nd Hughes	3:41	200	:24
	3rd Tenneco	3:46	400	:51
	6th Texas Instruments	3:54	800	1:59
	12th Chevron	3:50		

I    II    PYRAMID RELAY

Five runners, with a minimum of two females running in order; 400m, 800m 1200m, 800m, 400m.

I	1991 Results:			approx. splits to win
	1st AT&T	9:16	400w	:65
	2nd Hewlett-Packard	9:18	800	1:59
	3rd General Electric	9:19	1200	3:09
	6th Westinghouse	9:36	800	1:59
	12th Pacific Telesis	10:26	400w	:64

II	1st Principal	9:30	400w	:66
	2nd Aerospace	9:34	800	2:02
	3rd UNUM	9:39	1200	3:15
	5th Compaq	9:53	800	2:02
			400w	:65

I    II    MASTERS RELAY

Five runners, all must be at least 40 years of age or older with one of them a female, and one at least 50 years old, running in order; 800m, 400m, 800m, 200m, 200m.

I	1991 Results:			approx. splits to win
	1st AT&T	6:02	800	2:05
	2nd General Electric	6:05	400	:56
	3rd Pacific Telesis	6:08	800	2:05
	6th US West	6:24	200w	:29
	12th Hughes	6:45	200	:27

II	1st UNUM	6:23	800	2:10
	2nd Coors	6:35	400	:60
	3rd John Deere	6:36	800	2:11
	5th Ball Corp.	6:38	200w	:30
			200	:32

I     DISTANCE RELAY

Five runners, with a minimum of one female and one masters runner, participating in the following order; 1600m (female), 800m (open), 1600m (master, 40+), 1600m (open), 3200m (open).

I	1991 Results:			approx. splits to win
	1st General Electric	25:41	1600w	5:00
	2nd IBM	25:49	800	2:00
	3rd Exxon	25:59	1600m	4:50
	6th Westinghouse	26:28	1600	4:25
	12th Delta	27:22	3200	9:26

I II

SPRINT RELAY

Six runners, with a minimum of two women and one masters (40+), running in order; 200m, 200m, 400m, 400m, 200m, 200m.

I

1991 Results:

		approx. splits to win	
1st Tenneco	3:21	200m	:24
2nd Hughes	3:23	200w	:27
3rd Pacific Telesis	3:26	400	:50
6th CIGNA	3:29	400	:50
12th Lockheed	3:40	200w	:27
		200	:23

II

1st UNUM	3:27	200m	:24
2nd Principal	3:30	200w	:28
3rd Coors	3:31	400	:52
5th Compaq	3:39	400	:52
		200w	:27
		200	:24

I II

PRESIDENTS RELAY

Three runners who are Officers of the corporation or a President or his/her direct reports and their direct reports, and all at least 40 years old for Division I, at least 35 years old for Division II, running in order; 800m, 400m, 800m.

I

1991 Results:

		approx. splits to win	
1st Hughes	5:43	800	2:20
2nd Exxon	5:47	400	:63
3rd AT&T	5:47	800	2:20
6th US West	5:51		

II

1st Principal	5:32	800	2:15
2nd UNUM	5:52	400	:62
3rd SRI	5:54	800	2:15
5th Coors	6:45		

I

TEAM JUMP

Three athletes, any age, either sex, high jumping (Saturday) and long jumping (Sunday). The jumpers do not have to be the same individuals each type of jump (in other words a maximum of 6 jumpers). Points are awarded based on decathlon-type scoring tables. Scores from the two scores each day are summed to determine place.

I

1991 Results:

		see rules and regulations for scoring system	
1st AT&T	3520		
2nd Tenneco	3327		
3rd Exxon	3210		
6th Pacific Telesis	3050		
12th Westinghouse	2804		



II TEAM LONG JUMP  
Three athletes, any age, either sex, each long jumping (Sunday). Points are awarded based on decathlon-type scoring tables. Scores from the two best athletes are summed to determine place.

II 1991 Results: see rules and regulations  
1st UNUM 1592 for scoring system  
2nd SRI 1526  
3rd Lufthansa 1406  
5th Los Alamos 1347

I II TEAM THROW  
Three athletes each throwing the standard weight shot and discus for his/her age/sex. Decathlon-type scoring tables are used for points. The best score for each of the two best competitors are added to determine place.

I 1991 Results:  
1st Pacific Telesis 2993  
2nd Hewlett-Packard 2868 see rules and regulations  
3rd Tenneco 2764 for scoring system  
6th Texas Instruments 2513  
12th TRW 1755

II 1st Principal 2376  
2nd UNUM 2240  
3rd Aerospace 1926  
5th Compaq 1904

ROAD RACES

I Womens 5K Team Race (Saturday) - Four scoring women.  
II Womens 5K Team Race (Saturday) - Two scoring women.  
I Mens 5K Team Race (Saturday) - Five scoring men.  
II Mens 5K Team Race (Saturday) - Three scoring men.  
I Womens 10K Team Race (Sunday) - Four scoring women.  
I Mens 10K Team Race (Sunday) - Five scoring men.

Age Groups are: 0-24  
25-29  
30-34  
35-39  
40-44  
45-49  
50-54  
55 and older  
60 and older (Division I men only)

Unlimited entries. Each participant receives points based on their finish within their age group. For example; the seventh place finish in the womens 45-49 age category receives 7 points. The lowest scoring participant's scores are added, with low score determining placings.

## 1991 results: Women's 5K

			Age	1st	3rd	5th	8th	Total
								#
1st	AT&T	5 pts	0-24	18:12	18:41	18:58	19:46	21
2nd	GE	10 pts	25-29	18:01	18:10	18:32	19:32	16
3rd	PacificTelsis	11 pts	30-34	18:14	18:48	19:51	21:11	14
6th	Exxon	21 pts	35-39	18:13	18:45	19:38	20:49	21
12th	Coca Cola	33 pts	40-44	18:12	20:07	20:57	21:28	21
# Teams		15	45-49	19:40	20:52	21:31	23:17	17
			50-54	21:32	23:55	24:14	26:52	12
			55+	22:46	25:11	26:12	27:20	10

## 1991 results: Men's 5K

			Age	1st	3rd	5th	10th	15th	Total
									#
1st	GE	8pts	0-24	14:56	15:08	15:39	16:42	17:42	21
2nd	AT&T	10pts	25-29	15:23	15:49	16:26	17:44		14
3rd	US West	12pts	30-34	15:06	15:21	15:49	16:23	17:49	29
6th	Hughes	27pts	35-39	15:12	15:50	15:55	16:47	17:12	29
12th	Boeing	44pts	40-44	15:49	16:13	16:17	16:45	16:56	35
# Teams		16	45-49	15:59	16:26	16:55	17:09	17:48	29
			50-54	16:22	17:35	17:52	18:24	19:33	22
			55-59	18:03	18:20	18:54	19:39	20:52	18
			60+	19:16	19:45	20:17	21:19	22:36	21

## 1991 results: Women's 10K

			Age	1st	3rd	5th	8th	Total
								#
1st	AT&T	5 pts	0-24	38:52	39:12	40:58	42:13	18
2nd	GE	10 pts	25-29	37:58	38:31	38:48	41:55	16
3rd	IBM	15 pts	30-34	37:44	40:59	41:24	41:57	21
6th	Hewlett-Packard	18 pts	35-39	38:14	39:36	41:13	44:28	20
12th	Delta	39 pts	40-44	38:16	42:34	43:34	45:10	20
# Teams		15	45-49	41:37	44:54	49:06	50:15	12
			50-54	44:58	51:35	57:13	70:51	8
			55+	47:52	55:04	56:42	59:19	9

## 1991 results: Men's 10K

			Age	1st	3rd	5th	10th	15th	Total
									#
1st	AT&T	7pts	0-24	30:52	32:48	33:17	35:24	36:48	23
2nd	US West	14pts	25-29	31:39	31:50	32:56	34:39	35:36	19
3rd	GE	14pts	30-34	31:05	31:45	32:07	33:28	35:09	35
6th	Tenneco	24pts	35-39	31:11	33:05	33:26	34:34	35:36	38
12th	Delta	52pts	40-44	32:49	33:14	34:14	35:10	35:46	40
# Teams		17	45-49	33:16	34:55	35:47	36:24	37:48	26
			50-54	34:17	37:34	37:43	39:30	42:19	19
			55-59	37:31	38:46	39:51	42:25		14
			60+	40:06	41:06	42:36	44:47	49:15	19

## Division II 1991 results: Women's 5K

			Age	1st	3rd	5th	8th	Total
								#
1st	Ball	2 pts	0-29	18:01	18:35	18:59	20:32	21
2nd	Principal	3 pts	30-39	19:26	19:55	22:08	23:51	13
3rd	UNUM	4 pts	40-49	20:35	21:26	21:38	22:58	14
5th	SRI	8 pts	50+	24:52	27:19			4
8th	Coors	17 pts						

# Entrants 10

Note: Event Change - in 1992 the Division II Men will run a 5K, not a 10K.

## Division II 1991 results: Men's 10K

			Age	1st	3rd	5th	8th	Total
								#
1st	Ball	5 pts	0-29	31:49	32:44	33:53	35:55	19
2nd	UNUM	8 pts	30-39	31:46	33:13	34:25	35:32	21
3rd	Principal	9 pts	40-49	33:22	34:15	35:26	39:08	20
5th	Aerospace	12 pts	50+	38:11	38:49	40:01	41:02	15
8th	Compag	28 pts						

# Entrants 11