


Amateur Athletic Union of the U. S.

OFFICIAL
TRACK AND FIELD
HANDBOOK

SPECIAL
OLYMPIC
ISSUE



1961

PRICE \$1.50

World—Olympic—American Records—Official Rules

CONTENTS

| | PAGE |
|---|------|
| SECTION 1 | |
| All-America Track and Field Teams | 11 |
| Johnson Wins Sullivan Trophy..... | 13 |
| Olympic Track and Field Champions..... | 15 |
| Olympic Track and Field Records..... | 20 |
| World Track and Field Records..... | 21 |
| Women's World Track and Field Records..... | 23 |
| American Track and Field Records..... | 24 |
| Noteworthy Track and Field Performances..... | 30 |
| Women's American Track and Field Records..... | 32 |
| A.A.U. National Championship Records..... | 35 |

| SECTION 2 | |
|---|-------|
| Championship Results: | |
| Olympic Games | 1 |
| Indoor | 47 |
| Outdoor | 45 |
| Decathlon | 71 |
| District A.A.U. Champions..... | 77 |
| National Championship Team Winners—Outdoor..... | 85 |
| National Championship Team Winners—Indoor..... | 87 |
| Distance Running | 73 |
| Distance Walking | 72 |
| Women's | 49-55 |
| N.C.A.A. Championships | 59 |
| Intercollegiate A.A.A.A. | 66 |

| SECTION 3 | |
|--|----|
| Preparations for a Track and Field Meet | 1 |
| Suggestions for Track Construction (With Charts) | 8 |
| Track and Field Rules | 16 |
| Junior Olympics Program | 89 |
| Index | 91 |

Cover Photo—Rafer Johnson prepares to throw javelin in Decathlon competition at Olympic Games. Sports Illustrated—John Zimmerman

The many photos by Eli Attar are gratefully acknowledged.

1960 Men's All America Track and Field Team

Selected by Daniel J. Ferris, Honorary Secretary, A.A.U. of U.S.

| | | |
|--------------------------------|-------------------------|----------------------------|
| 100 Meter Dash | David Sime | Duke A.C. |
| 200 Meter Dash | Les Carney | Akron T.C. |
| 400 Meter Run | Otis Davis | Oregon Emerald A.A. |
| 800 Meter Run | Thomas Murphy | New York A.C. |
| 1500 Meter Run | Dyrol Burleson | Univ. of Oregon |
| 5000 Meter Run | William Dellinger | Oregon Emerald A.A. |
| 10,000 Meter Run | Max Truex | U.S. Air Force |
| 3,000 Meter Steeplechase | Phil Coleman | Chicago Track & Field Club |
| 110 Meter High Hurdles | Lee Calhoun | Unat., Gary, Ind. |
| 200 Meter Low Hurdles | Dick Howard | New Mexico |
| 400 Meter Hurdles | Glenn Davis | Ohio Track Club |
| Pole Vault | Don Bragg | U. S. Army |
| High Jump | John Thomas | Boston University |
| Broad Jump | Ralph Boston | Tennessee State |
| Hop, Step & Jump | Ira Davis | Philadelphia Pioneer Club |
| Hammer Throw | Harold Connolly | So. Calif. Striders |
| Shot Put | William Nieder | U.S. Army |
| Discus Throw | Alfred Oerter | New York A.C. |
| Javelin Throw | William Alley | Kansas Univ. |
| 15 Kilometer Run | Al Confalone | Boston A.A. |
| 20 Kilometer Run | John J. Kelley | Boston A.A. |
| 25 Kilometer Run | John J. Kelley | Boston A.A. |
| 30 Kilometer Run | Gar Williams | Univ. of Chicago T.C. |
| Marathon | John J. Kelley | Boston A.A. |
| Cross Country | John Gutknecht | Unat., Chapel Hill, N.C. |
| 10 Kilometer Walk | Rudy Haluza | N. Y. Pioneer Club |
| 15 Kilometer Walk | Jack Blackburn | Ohio Track Club |
| 20 Kilometer Walk | Ronald Zinn | U.S. Military Academy |
| 25 Kilometer Walk | John Allen | Unat., Buffalo, N. Y. |
| 30 Kilometer Walk | Rudy Haluza | N. Y. Pioneer Club |
| 35 Kilometer Walk | Ronald Zinn | U.S. Military Academy |
| 40 Kilometer Walk | Ronald Laird | N. Y. Pioneer Club |
| 50 Kilometer Walk | Ronald Laird | N. Y. Pioneer Club |
| One Mile Walk | Jack Blackburn | Ohio Track Club |
| 3,000 Meter Walk | Rudy Haluza | N. Y. Pioneer Club |
| 35 lb. Weight Throw | Harold Connolly | So. Calif. Striders |
| Decathlon | Rafer Johnson | So. Calif. Striders |
| All Around | Charles Stevenson | New York A.C. |
| Pentathlon | William Toomey | Univ. of Colorado |

1960 All College Track and Field Team

Selected by Daniel J. Ferris, Honorary Secretary, A.A.U. of U.S.

| | | |
|--------------------------------|-----------------------|---------------------|
| 100 Meter Dash | Charles Tidwell | Kansas Univ. |
| 200 Meter Dash | Charles Tidwell | Kansas Univ. |
| 400 Meter Run | Ted Woods | Univ. of Colorado |
| 800 Meter Run | George Kerr | Univ. of Illinois |
| 1500 Meter Run | Dyrol Burleson | Univ. of Oregon |
| 5000 Meter Run | Al Lawrence | Houston Univ. |
| 3,000 Meter Steeplechase | Charles Clark | San Jose State |
| High Jump | John Thomas | Boston Univ. |
| Pole Vault | J. D. Martin | Univ. of Oklahoma |
| Shot Put | Dallas Long | Univ. of So. Calif. |
| Discus Throw | Richard Cochran | Univ. of Missouri |
| Hammer Throw | John Lawlor | Boston Univ. |
| Javelin Throw | William Alley | Kansas Univ. |
| Broad Jump | Ralph Boston | Tennessee State |
| Hop, Step and Jump | Luther Hayes | Univ. of So. Calif. |
| 110 Meter High Hurdles | James Johnson | U.C.L.A. |
| 400 Meter Hurdles | Cliff Cushman | Kansas Univ. |

1960 All Scholastic Track and Field Team

Selected by Daniel J. Ferris, Honorary Secretary, A.A.U. of U.S.

| | | |
|-----------------------|------------------|----------------------------------|
| 100 Yard Dash | Hubie Watson | Jordan H.S., Los Angeles |
| 220 Yard Dash | Henry Corr | Northwestern H.S., Detroit |
| 440 Yard Dash | Don Webster | Kennett Sq. Cons. H.S., Pa. |
| 880 Yard Run | Roy Van Asten | Bonita H.S., La Verne, Calif. |
| One Mile Run | Ben Tucker | Polytechnic H.S., San Francisco |
| 120 Yard High Hurdles | Mel Renfro | Jefferson H.S., Portland, Oregon |
| 180 Yard Low Hurdles | Sid Nicholas | Vallejo H.S., Calif. |
| High Jump | Charles Williams | Mexico H.S., Mo. |
| Pole Vault | Floyd Guerra | Tempe H.S., Arizona |
| Shot Put | Gary Gubner | De Witt Clinton H.S., N. Y. |
| Broad Jump | Del Blanks | Albuquerque H.S., N. M. |
| Discus Throw | Alex Darnes | Polytechnic H.S., San Francisco |
| Javelin Throw | Don Silven | Cranston H.S., Rhode Island |

1960 All America Women's Track and Field Team


INDOOR

| | | |
|---------------------|------------------|------------------------------|
| 50 Yard Dash | Wilma Rudolph | Tenn. State |
| 100 Yard Dash | Wilma Rudolph | Tenn. State |
| 220 Yard Dash | Wilma Rudolph | Tenn. State |
| 440 Yard Run | Rose Lovelace | Cleveland Div. of Rec. |
| 880 Yard Run | Grace Butcher | Cleveland Magyar A.C. |
| 50 Yard Hurdles | Mary Kay Miller | De Kalb Y.P.C. |
| 70 Yard Hurdles | JoAnn Terry | Tenn. State |
| Shot Put | Sharon Shepherd | Unat., Mapleton, Oregon |
| High Jump | Darlene Everhart | Cosmopolitan Club |
| Standing Broad Jump | Sandra Smith | Mayor Daley Youth Foundation |
| Basketball Throw | Cel Rutledge | Texas A.C. |

OUTDOOR

| | | |
|-------------------|-----------------|------------------------------|
| 50 Yard Dash | Rosie Bonds | Spartan Women's A.C. |
| 75 Yard Dash | Lacey O'Neal | Mayor Daley Youth Foundation |
| 100 Yard Dash | Wilma Rudolph | Tenn. State |
| 100 Meter Dash | Wilma Rudolph | Tenn. State |
| 200 Meter Dash | Wilma Rudolph | Tenn. State |
| 400 Meter Run | Irene Robertson | Spartan Women's A.C. |
| 440 Yard Run | Irene Robertson | Spartan Women's A.C. |
| 800 Meter Run | Pat Daniels | San Mateo Girls A.C. |
| 50 Yard Hurdles | Mary Kay Miller | De Kalb Y.P.C. |
| 80 Meter Hurdles | JoAnn Terry | Tenn. State |
| Shot Put (4 Kilo) | Earlene Brown | Spartan Women's A.C. |
| Discus Throw | Earlene Brown | Spartan Women's A.C. |
| Javelin Throw | Karen Oldham | San Diego T. & F. Assn. |
| Broad Jump | Willie White | Mayor Daley Youth Foundation |
| High Jump | Neomia Rogers | Tuskegee Inst. |
| 8 lb. Shot Put | Cel Rutledge | Texas A.C. |
| Pentathlon | JoAnn Terry | Tenn. State |

RAFER JOHNSON WINS SULLIVAN AWARD



Rafer Johnson, 1960 Olympic Decathlon champion and world decathlon record holder, is the 1960 winner of the James E. Sullivan A.A.U. Memorial Trophy. Johnson was selected by a nationwide tribunal of sports authorities participating in the 31st annual Sullivan Award poll.

The award is presented annually by the Amateur Athletic Union of the U. S. to "the amateur athlete who, by performance, example and good influence did most to advance the cause of good sportsmanship during the year." It is in memory of James E. Sullivan, a founder of the A.A.U. and leader in its activities for over a quarter of a century.

The final tally of votes showed Johnson, who represented the So. California Striders to have been first choice on 233 of the 635 ballots cast with a total of 1611 points.

Wilma Rudolph of Tennessee State University and Clarksville, Tenn., winner of three gold medals in the track competition at Rome, was runner-up. Miss Rudolph won the Olympic 100 and first choice on 233 of the 635 ballots cast with a total of 1611 points.

200 meter dashes and anchored the triumphant 400 meter relay team. She had 103 first place tallies and 1079 points.

Following in order were Jeff Farrell of the New Haven Swim Club and Wichita, Kansas who made the Olympic team despite an appendectomy six days before the tryouts. Farrell was the anchor man of the U. S. 400 meter medley and 800 meter freestyle relay team which won at Rome. He had 85 first place tallies and 702 points; Chris von Salza of the Santa Clara Swim Club and a resident of Saratoga, California, winner of three gold and one silver medals at Rome with 50 firsts and 585 points; Tommy Kono of the Hawaii York A.C., who won his third Olympic medal this year as he placed second in the 165 lb. weightlifting competition with 43 first place votes and 402 tallies; Don Bragg of the Delaware Valley A.A., Olympic pole vault champion and record holder, with 34 firsts and 385 points; Dave Sime, of the Duke Athletic Club, Olympic 100 meter dash silver medalist, with 31 firsts and 291 points; Jerry Lucas of Ohio State, a member of the N.C.A.A. and Olympic winning basketball teams, with 30 firsts and 275 points; Terry McCann, Tulsa, Oklahoma Y.M.C.A., Olympic bantamweight wrestling titlist, with 12 firsts and 131 points and Mike Troy of the Indianapolis A.C., Olympic 200 meter butterfly champion, with 14 firsts and 127 points.

SULLIVAN TROPHY WINNERS

| | | | |
|------|-----------------------|----------------------------|------------------------|
| 1930 | Robert T. Jones Jr. | Atlanta, Ga. | Golf |
| 1931 | Bernard E. Berlinger | Philadelphia, Pa. | All-Around Athlete |
| 1932 | James A. Bausch | Kansas City, Mo. | All-Around Athlete |
| 1933 | Glenn Cunningham | University of Kansas | Middle Distance Runner |
| 1934 | William B. Bonthron | New York A.C. | Middle Distance Runner |
| 1935 | W. Lawson Little Jr. | California | Middle Distance Runner |
| 1936 | Glenn Morris | Denver A.C. | Golf |
| 1937 | J. Donald Budge | Oakland, Calif. | All-Around Athlete |
| 1938 | Donald R. Lash | Indiana State Police | Tennis |
| 1939 | Joseph W. Burk | Penn A.C., Philadelphia | Distance Runner |
| 1940 | J. Gregory Rice | South Bend A.A., Ind. | Oarsman |
| 1941 | T. Leslie MacMitchell | New York University | Distance Runner |
| 1942 | Cornelius Warmerdam | San Francisco Olympic Club | Middle Distance Runner |
| 1943 | Gilbert Dodds | Boston A.A. | Pole Vault |
| | | | Distance Runner |

BROAD JUMP

WORLD RECORD—20'11³/₄"—Hilde Claus, Germany, 1960.

OLYMPIC RECORD—20'10⁷/₈"—Vera Krepkina, USSR, 1960.

| | | | |
|----------------------------------|-------------------------------------|----------------------------------|-------------------------------------|
| 1. V. Krepkina, USSR..... | 20'10 ⁷ / ₈ " | 10. B. Weigel, New Zealand .. | 19'7 ¹ / ₂ " |
| 2. E. Krzesinska, Poland | 20'6 ⁷ / ₈ " | 11. M. Chojnacka, Poland | 19'7 ¹ / ₂ " |
| 3. H. Claus, Germany | 20'4 ¹ / ₂ " | 12. F. Ito, Japan | 19'7 ¹ / ₂ " |
| 4. R. Junker, Germany | 20'3 ³ / ₄ " | 13. P. Bibro, Poland | 19'2 ³ / ₄ " |
| 5. L. Radchenko, USSR | 20'2 ¹ / ₂ " | 14. M. Thetu, France | 19'2 ³ / ₄ " |
| 6. H. Hoffmann, Germany | 20'1 ¹ / ₂ " | 15. N. Fleming, Australia | 19'1 ¹ / ₄ " |
| 7. J. Bieleveld, Netherlands.... | 20'1 ¹ / ₂ " | 16. W. White, USA | 18'11 ¹ / ₂ " |
| 8. V. Shaprunova, USSR | 19'8 ¹ / ₂ " | 17. H. Frith, Australia | 18'5 ¹ / ₄ " |
| 9. M. Bignal, Great Britain .. | 19'8 ¹ / ₂ " | 18. B. Johansson, Finland | 18'3 ³ / ₈ " |
| | | 19. C. Persighetti, Gr. Britain. | 18'3 ³ / ₈ " |

Non-qualifiers (qualifying distance, 19'1¹/₂"): A. Smith, USA; A. Fukuda and Y. Kimura; Japan; A. Onel, Turkey; G. Fries, Austria; V. Badana, Philippines; S. McCallum, Canada; I. Karashik, Israel; S. Mitchell, Australia; P. Tizzoni, Italy.

SHOT PUT

WORLD RECORD—58'4"—Tamara Press, USSR, 1960.

OLYMPIC RECORD—56'9⁷/₈"—Tamara Press, USSR, 1960.

| | | | |
|--------------------------------|-------------------------------------|---------------------------------|------------------------------------|
| 1. T. Press, USSR | 56'9 ⁷ / ₈ " | 7. G. Zybina, USSR | 51'1 ¹ / ₂ " |
| 2. J. Lutge, Germany | 54'5 ⁷ / ₈ " | 8. W. Hoffmann, Germany | 49'8" |
| 3. E. Brown, USA | 53'10 ¹ / ₂ " | 9. V. Cerna, Czechoslovakia.. | 49'4 ⁷ / ₈ " |
| 4. V. Sloper, New Zealand..... | 53'8 ¹ / ₄ " | 10. J. Klimas, Poland | 48'1 ¹ / ₈ " |
| 5. Z. Doynikova, USSR | 52'11" | 11. E. Rusin, Poland | 47'8 ³ / ₄ " |
| 6. R. Garisch, Germany | 52'4 ¹ / ₂ " | 12. M. Usenik, Yugoslavia | 46'6 ¹ / ₂ " |

Non-qualifiers (qualifying distance, 47'6³/₄"): T. Krasteva and L. Sharamovitch, Bulgaria; Wu Jin Yun, Formosa; Y. Matsuda, Japan; S. Allday, Great Britain; A. Hatroni, Israel.

DISCUS THROW

WORLD RECORD—187'6"—T. Press, USSR, 1960.

OLYMPIC RECORD—180'9"—Nina Ponomaryeva, USSR, 1960.

| | | | |
|------------------------------|--------------------------------------|--------------------------------------|-------------------------------------|
| 1. N. Ponomaryeva, USSR .. | 180'9" | 8. J. Nemcova, Czechoslovakia | 164'5 ¹ / ₄ " |
| 2. T. Press, USSR | 172'6 ¹ / ₂ " | 9. I. Schuch, Germany | 163'7" |
| 3. L. Manoliu, Rumania | 171'9 ³ / ₄ " | 10. V. Sloper, New Zealand.. | 158'9 ³ / ₄ " |
| 4. K. Hausmann, Germany.. | 168'10 ¹ / ₂ " | 11. S. Mertova, Czechoslovakia | 158'4 ³ / ₄ " |
| 5. E. Kuznetsova, USSR | 168'8 ³ / ₄ " | 12. W. Bergh, Sweden | 144'2 ¹ / ₂ " |
| 6. E. Brown, USA | 168'3 ³ / ₄ " | | |
| 7. O. Connolly, USA | 167'1 ³ / ₄ " | | |

Non-qualifiers (qualifying distance, 154'2¹/₂x): P. Kurrell, USA; S. Allday, Great Britain; E. Ricci and P. Paternoster, Italy; M. Celesnik, Yugoslavia; H. Uchida, Japan; D. Hofrichter, Austria; D. Muller, Germany; K. Halkier, Denmark; Wu Jin Yun, Formosa.

JAVELIN THROW

WORLD RECORD—195'4¹/₂"—Elvira Ozolina, USSR, 1960.

OLYMPIC RECORD—183'8"—Elvira Ozolina, USSR, 1960.

| | | | |
|---------------------------------------|-------------------------------------|----------------------------------|--------------------------------------|
| 1. E. Ozolina, USSR | 183'8" | 7. S. Platt, Great Britain | 167'4" |
| 2. D. Zatopkova, Czechoslovakia | 176'5 ¹ / ₄ " | 8. A. Shastitko, USSR | 167'3 ⁴ / ₈ " |
| 3. B. Kaladene, USSR | 175'4 ¹ / ₄ " | 9. M. Antal, Hungary | 164'10 ¹ / ₄ " |
| 4. V. Peskova, Czechoslovakia | 172'5 ¹ / ₄ " | 10. M. Diti, Rumania | 162'7" |
| 5. U. Figwer, Poland | 171'8 ¹ / ₄ " | 11. A. Gerhards, Germany .. | 161'7 ³ / ₄ " |
| 6. A. Pazera, Australia | 167'9 ¹ / ₂ " | 12. M. Arhens, Chile | 155'11" |
| | | 13. K. Oldham, USA | 152'7 ¹ / ₂ " |

Non-qualifiers (qualifying distance, 157'5³/₄"): E. Strasser, Austria; I. Almqvist, Sweden; A. Williams, Great Britain; E. Strobenreuther and A. Brommel, Germany; L. Kock, Denmark; U. Thorvaldsen, Norway; E. Davenport, India.

U.S.-BRITISH EMPIRE AND COMMONWEALTH MEET

at London, England, Sept. 14, 1960

TRACK EVENTS

440-Yard Relay—1. United States (Frank Budd, Asbury Park, N. J.; Ray Norton, Oakland, Calif.; Stone Johnson, Dallas; Les Carney, Akron, Ohio), 0:41.1 (United Kingdom 911-Cocers record); 2. British Empire (Peter Radford, England; David Jones, England; S. Antao, Kenya; T. Robinson, West Indies), 0:40.1.

Two-Mile Relay—1. British Empire (Tony Blue, Australia; George Kerr, West Indies; Tom Farrell, England; Peter Snell, New Zealand), 7:8; 2. United States (Ernie Cunliffe, Claremont, Calif.; Tom Murphy, Brooklyn; Jerry Siebert, Wilets, Calif.; Jack Yerman, Woodland, Calif.) 7:19.4. (Both times better world record of 7:20.9 by University of California in 1958. British time not eligible for record because team made up of men from four different countries).

120-Yard High Hurdles—1. Willy May, Chicago, 0:14.1; 2. Lee Calhoun, Gary, Ind., 0:14.2; 3. Keith Gardner, West Indies, 0:14.4.

440-Yard Hurdles—1. Glenn Davis, Columbus, Ohio, 0:50; 2. Cliff Cushman, Grand Forks, N. D., 0:51.4; 3. C. E. Goudge, England, 0:52.

Mile Relay—1. United States (Ted Woods, Pittsburgh; Earl Young, San Fernando, Calif.; Glen Davis, Columbus, Ohio; Otis Davis, Los Angeles), 3:06.4 (United Kingdom All-Comers record); 2. Britain, 3:07.1.

One-Mile Run—1. Herb Elliott, Australia, 3:58.6; 2. Terry Sullivan, Rhodesia, 4:09; 3. Dyrrol Burleson, Coitage Grove, Ore., 4:12.1.

880-Yard Relay—1. United States (Les Carney, Ohio; Stone Johnson, Dallas; Ray Norton, Oakland, Calif.; Ted Woods, Pittsburgh), 1:22.9; 2. Britain, 1:23.6.

Two-Mile Run—1. Murray Halberg, New Zealand, 8:41.8; 2. Bill Dellinger, Springfield, Ore., 8:43.8; 3. Max Truex, Warsaw, Ind., 8:44.6.

3,000-Meter Steeplechase—1. Phil Coleman, Ill., 8:50.2; 2. M. J. Palmer, England, 8:50.4; 3. George Young, Silver City, N. M., 8:53.6.

FIELD EVENTS

Javelin Throw—1. Al Cantello, Norristown, Pa., 252 ft. 5 in.; 2. C. G. Smith, England, 234 ft. 2¹/₂ in.; 3. Bill Alley, Short Hills, N. J., 221 ft. 6 in.

Discus Throw—1. Al Oerter, West Babylon, L. I., 194 ft. 1¹/₂ in. (British All-Comers Record); 2. Rink Babka, Manhattan Beach, Calif., 187 ft. 11 in.; 3. Dick Cochran, Brookfield, Mo., 187 ft. 8¹/₂ in.

Hop, Step and Jump—1. I. Tomlinson, Australia, 50 ft. 5¹/₂ in.; 2. Bill Sharpe, Philadelphia, 49 ft. 3¹/₂ in.; 3. Ira Davis, Philadelphia, 47 ft. 11 in.

Pole Vault—1. Ron Morris, Burbank, Calif., 14 ft. 6 in.; 2. Don Bragg, Pensville, N. J., 14 ft. 6 in.; 3. R. Porter, Britain, 13 ft. 6 in.

Hammer Throw—1. Hal Connolly, Los Angeles, 212 ft. 8 in.; 2. Edward Bagdonas, Templeton, Mass., 205 ft. 10 in.; 3. Al Hall, Southington, Conn., 205 ft. 8 in.

Broad Jump—1. Irvin Roberson, Fort Lee, Va., 25 ft. 9 in.; 2. Ralph Boston, Laurel, Mass., 24 ft. 9³/₄ in.; 3. J. Howell, Britain, 22 ft. 9¹/₂ in.

High Jump—1. John Thomas, Boston, 7 ft. (United Kingdom All-Comers Record); 2. Ralph Boston, Laurel, Mass., 6 ft. 7 in.; 3. R. Kitel, Ghana, 6 ft. 7 in.

Shot Put—1. Bill Nieder, San Francisco, 64 ft. 9 in. (United Kingdom All-Comers Record); 2. Parry O'Brien, Los Angeles, 60 ft. 2 in.; 3. M. R. Lindsay, Britain, 55 ft. 9¹/₄ in.

Final Score—U.S.A. 13; British Empire 4.

WOMEN'S EVENTS

(Not counted in official team points.)

440-Yard Relay—1. United States (Wilma Rudolph, Clarkesville, Tenn.; Martha Hudson, McCrue, Ga.; Barbara Jones, Nashville, Tenn.; Lucinda Williams, Nashville, Tenn.), 0:46.1; 2. Britain, 0:46.1; 3. Australia, 0:46.3.

Shot Put—1. Earlene Brown, Los Angeles, 53 ft. 2. B. Sloper, New Zealand, 52 ft. 8¹/₂ in.; 3. Suzanne Allday, Britain, 45 ft. 7¹/₄ in.

100-Yard Run—1. Wilma Rudolph, Clarkesville, Tenn., 0:10.6 (American national record); 2. Marlene Willard, Australia, 0:11; 3. Dorothy Hyman, Britain, 0:11.

220-Yard Run—1. Dorothy Hyman, Britain, 0:24.4; 2. N. Fleming, Australia, 0:24.4; 3. Lucinda Williams, Nashville, Tenn., 0:24.5.

440-Yard Run—1. Dorothy Wills, Australia, 0:55.7; 2. Joy Jordan, Britain, 0:56.8; 3. Billee Pat Daniells, Millbrae, Calif., 0:58.0.

80-Meter Hurdles—1. Carole Quinton, Britain, 0:10.9; 2. Mary Bignal, Britain, 0:11.0; 3. Norma Thrower, Australia, 0:11.3.

GREEK U.S.A. MEET

Held at Athens, Greece, Sept. 10-11, 1961

(Athletes from Western Germany also participated in this meet)

MEN

- 100-Meter Dash—1. Frank Budd, U.S.A., 10.4; 2. Ray Norton, U.S.A., 10.5; 3. Stone Johnson, U.S.A., 10.5; 4. Paul Winder, U.S.A., 10.6; 5. Manfred Germar, Germany, 10.7; 6. Marc Wendelin, Germany, 10.8.
- 200-Meter Dash—1. Stone Johnson, U.S.A., 21.2; 2. Ted Woods, U.S.A., 21.3; 3. Marc Wendelin, Germany, 21.5; 4. Les Carney, U.S.A., 21.7; 5. Manfred Germar, Germany, 21.8; 6. Nik. Georgopoulos, Greece, 22.2.
- 400-Meter Run—1. Ted Woods, U.S.A., 47.4; 2. Glenn Davis, U.S.A., 48.1; 3. Karl Haas, Germany, 48.3; 4. Jerry Siebert, U.S.A., 48.5; 5. Al Froussios, Greece, 49.5; 6. S. Tantis, Greece, 51.7.
- 800-Meter Run—1. Jack Yerman, U.S.A., 1:51.1; 2. Dyrrol Burleson, U.S.A., 1:51.2; 3. Adolf Schwarte, Germany, 1:52.0; 4. E. Depastas, Greece, 1:53.1; 5. C. Moragiemos, Greece, 1:53.2; 6. D. Panagiotidis, Greece, 1:56.3.
- 1,500-Meter Run—1. Pete Close, U.S.A., 3:50.8; 2. A. Schwarte, Germany, 3:51.7; 3. Ernie Cunliffe, U.S.A., 3:52.2; 4. E. Depastas, Greece, 3:53.9; 5. M. Dimou, Greece, 3:55.2; 6. Ludwig, Muller, Germany, 3:57.2.
- 5,000-Meter Run—1. Bill Dellinger, U.S.A., 14:25.0; 2. H. Flossbach, Germany, 14:26.2; 3. G. Apostolopoulos, Greece, 15:29.4; 4. P. Bethanis, Greece, 15:33.6.
- 10,000-Meter Run—1. Bob Soth, U.S.A., 31:40.6; 2. S. Montos, Greece, 32:31.3; 3. P. Bethanis, Greece, 32:42.4; 4. G. Apostolopoulos, Greece, 33:12.8.
- 3,000-Meter Steeplechase—1. G. Papavasiliou, Greece, 8:47.8; 2. George Young, U.S.A., 9:01.0; 3. Ludwig Muller, Germany, 9:12.6; 4. Constantin Nollas, Greece, 9:34.2.
- 110-Meter High Hurdles—1. Willie May, U.S.A., 14.1; 2. Lee Calhoun, U.S.A., 14.1; 3. K. Schottes, Germany, 14.5; 4. G. Marsellos, Greece, 14.6; 5. D. Skourtis, Greece, 14.8.
- 400-Meter Hurdles—1. Glenn Davis, U.S.A., 51.0; 2. Helmut Janz, Germany, 51.5; 3. Cliff Cushman, U.S.A., 52.3; 4. Dick Howard, U.S.A., 53.0; 5. A. Froussios, Greece, 53.3; 6. D. Skourtis, Greece, 53.9.
- 400-Meter Relay—1. U.S.A. (Norton, Winder, Budd, Johnson) 40.7; 2. Germany, 41.9; 3. Greece, 42.2.
- High Jump—1. John Thomas, U.S.A., 7 ft. ½ in.; 2. T. Pull, Germany; 3. K. Chimonidis, Greece.
- Shto Put—1. Bill Nieder, U.S.A., 64 ft. 9¾ in.; 2. Parry O'Brien, U.S.A.; 3. Dallas Long, U.S.A.; 4. G. Tsakanikas, Greece; 5. A. Roubanis, Greece; 6. Rafer Johnson, U.S.A.
- Broad Jump—1. Ralph Boston, U.S.A., 25 ft. 7¾ in.; 2. I. Roberson, U.S.A.; 3. D. Maglaras, Greece; 4. M. Molzberger, Germany; 5. A. Kazantzidis, Greece; 6. S. Papous, Greece.
- Hammer Throw—1. Al Hall, U.S.A., 204 ft. 11½ in.; 2. E. Bagdonas, U.S.A.; 3. F. Politis, Greece; 4. A. Kouveloyannis, Greece; 5. D. Manolias, Greece.
- Javelin Throw—1. H. Salomon, Germany, 247 ft. 6½ in.; 2. M. Anyfantakis, Greece; 3. Bill Alley, U.S.A.; 4. C. Pierrakos, Greece; 5. T. Beucher, U.S.A.; 6. N. Demos, Greece.
- Discus Throw—1. Al Oerter, U.S.A.; 191 ft. 2½ in.; 2. Rink Babka, U.S.A.; 3. Dick Cochran, U.S.A.; 4. Parry O'Brien, U.S.A.; 5. A. Kounadis, Greece; 6. D. Manolias, Greece.
- Pole Vault—1. tie between D. Bragg, D. Clark, R. Morris, U.S.A., G. Roubanis, Greece, 14 ft. 5¼ in.; 5. tie between E. Sfakianakis and R. Efstathiadis, Greece.
- Hop, Step, Jump—1. Bill Sharpe, U.S.A., 50 ft. 4¼ in.; 2. Ira Davis, U.S.A.; 3. H. Stokes, U.S.A.; 4. C. Sfikas, Greece; 5. N. Ghatzigiannis, Greece; 6. A. Vissilias, Greece.

WOMEN

- 100-Meter Dash—1. Wilma Rudolph, U.S.A., 11.8; 2. Barbara Jones, U.S.A., 12.1; 3. J. Kontossi, Greece.
- 200-Meter Dash—1. L. Williams, U.S.A., 24.6; 2. M. Hudson, U.S.A., 25.5; 3. J. Kontossi, Greece.
- 800-Meter Run—1. Billie Pat Daniels, U.S.A., 2:26.7; 2. Katsikadelli, Greece, 2:35.2.
- 80-Meter Hurdles—1. Irene Robertson, U.S.A., 11.4; 2. Jo Anne Terry, U.S.A., 11.4; 3. A. Lambrou, Greece, 13.5; 4. E. Vrettakou, Greece, 15.1.
- Shot Put—1. Earlene Brown, U.S.A., 52 ft. 3½ in.; 2. S. Leriou, Greece; 3. L. Papou, Greece; 4. L. Tergiajou, Greece.

- High Jump—1. Jo Anne Terry, 5 ft. 1 in.; 2. M. Kamenou, Greece; 3. P. Griva, Greece.
- Javelin Throw—1. Earlene Brown, U.S.A., 118 ft. 2½ in.; 2. Barbara Jones, U.S.A. Broad Jump—1. Jo Anne Terry, U.S.A., 17 ft. 2½ in.; 2. E. Kassimati, Greece; 3. T. Tsianatfyliaki, Greece.
- Discus Throw—1. Earlene Brown, U.S.A., 171 ft. 3½ in.; 2. S. Leriou, Greece.
- 400-Meter Relay—1. U.S.A. (Hudson, Rudolph, Jones, Williams) 47.8; 2. Greece, 54.0.

FINAL UNITED STATES OLYMPIC TEAM TRYOUTS

At Palo Alto, California, July 1-2, 1960

TRACK EVENTS

100-Meter Dash

First Heat (Four Qualify for Final)—1. Ray Norton, Santa Clara Valley Youth Village, 0:10.4; 2. Bill Woodhouse, Abilene Track Club, 0:10.5; 3. Frank Budd, Philadelphia Pioneer Club, 0:10.5; 4. Dave Sime, Duke A.C., 0:10.5; 5. tie between Vance Robinson, North Carolina College, and Larry Dunn, Arizona, 0:10.6.

Second Heat (Four Qualify for Final)—1. Charlie Tidwell, Kansas, 0:10.4; 2. Willie White, California, 0:10.4; 3. tie between Paul Winder, Morgan State, and Tom Fuller, U.S. Army, 0:10.4; 5. Hubie Watson, Southern California Striders, 0:10.5; 6. Doug Smith, Occidental, 0:10.5.

Final—1. Ray Norton, Santa Clara Valley Youth Village, 0:10.4; 2. Frank Budd, Philadelphia Pioneer Club, 0:10.4; 3. tie between Dave Sime, Duke A.C., and Paul Winder, Morgan State, 0:10.4; 5. Bill Woodhouse, Abilene Track Club, 0:10.5; 6. Willie White, California, 0:10.5.

Qualifiers for Olympic Team—Norton, Budd, Sime, Winder.

200-Meter Dash

First Heat (Four Qualify for Final)—1. Stone Johnson, Grambling, 0:20.5 (betters listed world record of 0:20.6 for 200 meters around turn, set by Andy Standfield, 1951, and tied by others); 2. Ray Norton, Santa Clara Valley Youth Village, 0:20.7; 3. Bobby Morrow, Abilene Track Club, 0:20.8; 4. Paul Winder, Morgan State, 0:20.8; 5. Keith Thomassen, Santa Clara Valley Youth Village, 0:21.2. Willie Williams, San Jose State, scratched.

Second Heat (Three Qualify for Final)—1. tie between Les Carney, Cleveland Striders, and Ed Collymore, U.S. Marines, 0:20.9; 3. Dee Givens, Oklahoma, 0:21; 4. Dave Sime, Duke Track Club, 0:21; 5. Paul Drayton, Villanova, 0:21.2. Charlie Tidwell, Kansas and Ted Woods, Colorado, scratched.

Final—1. Ray Norton, Santa Clara Valley Youth Village, 0:20.5 (betters listed world record for 200 meters around turn); 2. Stone Johnson, Grambling, 0:20.8; 3. Les Carney, Cleveland Striders, 0:20.9; 4. Bobby Morrow, Abilene Track Club, 0:21.1; 5. Paul Winder, Morgan State, 0:21.2; 6. Dee Givens, Oklahoma, 0:21.2.

Qualifiers for Olympic Team—Morrow, Johnson, Carney.

400-Meter Run

First Heat (Four Qualify for Final)—1. Jack Yerman, California, 0:46; 2. tie between Dick Edmons, Princeton, and Ted Woods, Colorado, 0:46.2; 4. Dave Roberson, U.S. Army, 0:46.6; 5. Dave Mills, Purdue, 0:47; 6. Walt Johnson, North Carolina College, 0:47. Dave Myers, Central Michigan also completed.

Second Heat (Three Qualify for Final)—1. Otis Davis, Emerald Empire A.A., 0:46; 2. Earl Young, Abilene Track Club, 0:46.4; 3. Vic Hall, California Poly (San Luis Obispo), 0:46.4; 4. Deloss Dodds, Kansas State, 0:46.7; 5. Bill Knocke, Central California A.C., 0:47; 6. Willie Williams, San Jose State, 0:47.5.

Final—1. Jack Yerman, California, 0:46.3; 2. Earl Young, Abilene Christian, 0:46.5; 3. Otis Davis, Emerald Empire A.A., 0:46.6; 4. Ted Woods, Colorado, 0:46.7; 5. tie between Vic Hall, California Poly (San Luis Obispo), and Dave Roberson, U.S. Army, 0:46.9.

Qualifiers for Olympic Team—Yerman, Earl Young, Otis Davis, Woods.

800-Meter Run

Final—1. Tom Murphy, New York A.C., 1:46.7; 2. Jerry Siebert, California, 1:46.8; 3. Ernie Cunliffe, Stanford, 1:47.5; 5. Jim Dupree, New Mexico, 1:47.5; 5. Lew Merriman, Wichita Track Club, 1:47.9; 6. Bob Tague, Kansas, 1:50.6.

Qualifiers for Olympic Team—Murphy, Siebert, Cunliffe.

1500-Meter Run

Final—1. Dyrrol Burleson, Oregon, 3:46.9; 2. Jim Grelle, Emerald Empire A.A., 3:47.4; 3. Peter Close, U.S. Marines, 3:49; 4. Ed Moran, New York A.C., 3:49; 5. Cary Weisiger, Duke, 3:49.2; 6. Archie San Roman, Wichita, 3:50.2. Also competed—Milford Dahl, U.C.L.A.; George Larson, Oregon; Mike Fleming, U.S. Marines; Paul Welburn, Occidental; Bob Holland, U.C.L.A.; Tom Rodda, U.S. Army; Bill Dotson, Kansas; Bobby Seaman, Southern California Striders.

Qualifiers for Olympic Team—Burleson, Grelle, Close.

5000-Meter Run

Final—1. Jim Beatty, Santa Clara Valley Youth Village, 14:13.6; 2. Bill Dellinger, Portland, Ore., 14:13.8; 3. Bob Soth, Southern California Striders, 14:18.6. 4. Paul Whitely, Kansas State Teachers, 14:28.4; 5. Mal Robertson, Southern California Striders, 14:38.2; 6. Billy Mills, Kansas, 14:47.6.

Qualifiers for Olympic Team—Beatty, Dellinger, Soth.

110-Meter High Hurdles

First Heat (Four Qualify for Final)—1. Hayes Jones, Eastern Michigan, 0:13.9; 2. Walt Arlt, Washington State, 0:14.1; 3. Jerry Tarr, Emerald Empire A.A., Portland, Ore., 0:14.1; 4. Chuck Cobb, U.S. Navy, 0:14.1; 5. Jim Ball, U.S. Air Force, 0:14.3; 6. Jim Johnson, U.C.L.A., 0:14.4. Ray Cunningham, Texas, scratched.

Second Heat—(Four Qualify for Final)—1. Lee Calhoun, Gary, Ind., 0:13.8; 2. Willie May, Chicago Track and Field Club, 0:14; 3. Dave Odegard, Minnesota, 0:14.1; 4. Bernard Casey, Bowling Green, 0:14.4; 5. Carl Brown, Winston-Salem, 0:14.4; 6. Clarence Treat, Occidental, 0:14.6. Dave Edstrom, Oregon, scratched.

Final—1. Lee Calhoun, Gary, Ind., 0:13.4 (equals American record set by Jack Davis, 1956); 2. Willie May, Chicago Track and Field Club, 0:13.5; 3. Hayes Jones, Eastern Michigan, 0:13.5; 4. Chuck Cobb, U.S. Navy, 0:14.2; 5. Walt Arlt, Washington State, 0:14.2; 6. Bernard Casey, Bowling Green, 0:14.2.

Qualifiers for Olympic Team—Calhoun, May, Hayes Jones.

400-Meter Hurdles

First Heat (Four Qualify for Final)—1. Glenn Davis, Ohio Track Club, 0:50.5; 2. Cliff Cushman, Kansas, 0:50.7; 3. Don Styron, Northeast Louisiana Track Club, 0:50.7; 4. Josh Culbreath, Philadelphia Pioneer Club, 0:50.8; 5. Ron Ablowich, Georgia Tech, 0:52.2; 6. Dick Cephas, Michigan, 0:53.5.

Second Heat (Three Qualify for Final)—1. Eddie Southern, U.S. Air Force, 0:50.6; 2. Rex Cawley, Southern California Striders, 0:51.1; 3. Dick Howard, New Mexico, 0:51.1; 4. Francis Washington, Winston-Salem, 0:51.6; 5. Rex Wilson, Texas, 0:52; 6. James Thomas, New Mexico, 0:52.4.

Final—1. Glenn Davis, Ohio Track Club, 0:49.5; 2. tie between Dick Howard, New Mexico, and Cliff Cushman, Kansas, 0:49.8; 4. Eddie Southern, U.S. Air Force, 0:49.9; 5. Josh Culbreath, Philadelphia Pioneer Club, 0:50.2; 6. Don Styron, Northeast Louisiana Track Club, 0:50.3.

Qualifiers for Olympic Team—Glenn Davis, Howard, Cushman.

3000-Meter Steeplechase

Final—1. George Young, U.S. Army, 8:50.6; 2. Phil Coleman, Chicago Track and Field Club, 8:51; 3. Deacon Jones, U.S. Army, 8:52.5; 4. Tom Oakley, Little Rock, Ark., 9:04; 5. Hal Higdon, Chicago Track and Field Club, 9:21.3; 6. Ned Sargent, Santa Clara Valley Youth Village, 9:26.9. Also competed—Norm Hoffman, Oregon State; Steve Moorhead, Penn State; Ray Hughes, Arizona; Bill Peck, Occidental, and Ike Matza, U.S. Army. Scratched—Charlie Clark, San Jose State, and Dave Martin, Michigan.

Qualifiers for Olympic Team—George Young, Coleman, Deacon Jones.

FIELD EVENTS

Pole Vault

Final—1. Don Bragg, U.S. Army, 15 ft. 9½ in. (world record, previous record 15 ft. 8¼ in. by Bob Gutowski, 1957); 2. Ron Morris, Southern California Striders, 15 ft. 5¼ in.; 3. Dave Clark, North Texas State, 15 ft. 3 in.; 4. Henry Wardsworth, Florida, 15 ft. 3 in.; 5. Jim Graham, Oklahoma, 15 ft. 6. Aubrey Dooley, Oklahoma State, 15 ft.; 7. tie among J. D. Martin, Oklahoma, Jim Johnson, U.S. Army, John Cramer, Washington, and Bob Gutowski, U.S. Marines, 14 ft. 8 in.; 11. tie between Dexter Elkins, Southern Methodist, and Dick Kimmell, San Jose State, 14 ft. 4 in. Mel Schwarz, U.S. Marines, voluntarily passed 14 ft. 4 in. but missed 14 ft. 8 in. George Mattos, Santa Clara Valley Youth Village, missed 14 ft. 4 in.

Qualifiers for Olympic Team—Bragg, Morris, Clark.

Discus Throw

Final—1. Rink Babka, Southern California Striders, 192 ft. 3½ in.; 2. Al Oerter, New York A.C., 188 ft. 3 in.; 3. Dick Cochran, Missouri, 181 ft. 11 in.; 4. Jay Silvester, U.S. Army, 181 ft. 2 in.; 5. Bob Humphreys, Southern California Striders, 178 ft. 11½ in.; 6. Jack Ellis, New York A.C., 178 ft. 2½ in.; 7. Fortune Gordien, Southern California Striders, 175 ft. ½ in.; 8. Jack Egan, U.S. Army, 174 ft. 1½ in.; 9. Jim Burke, Arizona, 168 ft. 8 in.; 10. Parry O'Brien, Southern California Striders, 168 ft. 2 in.; 11. Jim Wade, Southern California, 167 ft. 5½ in.; 12. Jerry Stubblefield, Oregon, 165 ft. 2½ in.; 13. Jack Putnam, U.C.L.A., 155 ft. 2½ in.

Qualifiers for Olympic Team—Babka, Oerter, Cochran.

Hop, Step and Jump

Final—1. Ira Davis, Philadelphia Pioneer Club, 53 feet, 1¼ in.; 2. Herman Stokes, Southern California Striders, 51 ft. 11 in.; 3. Bill Sharpe, Philadelphia Pioneer Club, 51 ft. 9¾ in.; 4. Al Andrews, Southern California Striders, 51 ft. ½ in.; 5. Kent Floerke, U.S. Army, 51 ft. ½ in.; 6. Luther Hayes, Southern California, 50 ft. 5½ in.

Qualifiers for Olympic Team—Ira Davis, Stokes, Sharpe.

Hammer Throw

Final—1. Al Hall, New York A.C., 214 ft. 7 in.; 2. Hal Connolly, Southern California Striders, 212 ft. 3½ in.; 3. Ed Bagdonas, U.S. Army, 205 ft. 11 in.; 4. Bill McWilliams, U.S. Army, 201 ft. 8 in.; 5. Tom Pagan, New York A.C., 200 ft. 1 in.; 6. Bob Backus, New York A.C., 194 ft. 11½ in.; 7. Stan Doten, Harvard, 191 ft. 9½ in.; 8. Stu Thomson, New York A.C., 190 ft. 5 in.; 9. Eino Keerd, U.S. Army, 187 ft. 6 in.; 10. Roger Wilson, Harvard, 178 ft. 8 in.; 11. Dave Cross, Yale, 175 ft.; 12. Jim Pryde, University of California (Santa Barbara), 160 ft. 5½ in.; 13. Ed Burke, San Jose State, 159 ft. 7½ in. Jud Sage, Navy, no fair throws.

Qualifiers for Olympic Team—Hall, Connolly, Bagdonas.

Shot Put

Final—1. Dallas Long, Southern California, 63 ft. 3¾ in.; 2. Parry O'Brien, Southern California Striders, 62 ft. 3¾ in.; 3. Dave Davis, Southern California Striders, 62 ft. 3½ in.; 4. Bill Nieder, U.S. Army, 61 ft. 9¾ in.; 5. Jerry Winters, Stanford, 59 ft. 11¼ in.; 6. Mike Lewis, Occidental, 56 ft. 4¾ in.; 7. Ken Bantum, New York Pioneer Club, 55 ft. 3 in.; 8. Glen Johnson, Southern California Striders, 54 ft. 9 in.; 9. Ed Nutting, Georgia Tech, 54 ft. ½ in.; 10. Joe Marchiony, Manhattan, 53 ft. 7¾ in.; 11. Ed Kohler, New York A.C., 52 ft. 4½ in.

Qualifiers for Olympic Team—Long, O'Brien, Dave Davis.

Broad Jump

Final—1. Ralph Boston, Tennessee A. & I., 26 ft. 6½ in.; 2. Anthony Watson, Oklahoma, 25 ft. 9½ in.; 3. Bo Roberson, U.S. Army, 25 ft. 5¼ in.; 4. Greg Bell, Indiana, 25 ft. 4 in.; 5. Darrell Horn, Oregon State, 25 ft. 3 in.; 6. Don Meyers, Colorado, 24 ft. 8½ in.; 7. Joel Wiley, Southern California Striders, 24 ft. 6 in.; 8. Jerry Close, Oregon, 23 ft. 11¼ in.; 9. John Kelly, Stanford, 23 ft. 4¼ in.; 10. Bob Ritchie, Nevada, 23 ft. 1¼ in.; 11. Bob Lawson, Emerald Empire A.A., 22 ft. 6¼ in.

Qualifiers for Olympic Team—Boston, Watson, Roberson.

Javelin Throw

Final—1. Al Cantello, U.S. Marines, 277 ft. 7 in.; 2. Bill Alley, Kansas, 269 ft. 7½ in.; 3. Terry Beucher, Kansas, 255 ft. 11 in.; 4. John Fromm, Seattle Olympic Club, 249 ft. 5 in.; 5. Bob Sbordone, Southern California, 244 ft. 10 in.; 6. Phil Conley, Fresno, Calif., 241 ft. 11½ in.; 7. Rafer Johnson, Southern California Striders, 240 ft.; 8. Larry Stuart, Santa Ana Junior College, 236 ft. 3½ in.; 9. Jan Sikorsky, U.S. Marines, 232 ft. 5½ in.; 10. Frank Frye, Claremont, 230 ft. 5 in.; 11. Gary Stenlund, Oregon State, 227 ft. 9 in.; 12. Chuck Wilkinson, Redlands, Calif., 224 ft. 6½ in.; 13. Ron Ulrich, U.C.L.A., 222 ft. 9 in.

Qualifiers for Olympic Team—Cantello, Alley, Beucher.

High Jump

Final—1. John Thomas, Boston University, 7 ft. 3¾ in. (world record, listed record 7 ft. 1 in. by Yuri Stepanov, Soviet Union, 1957; Thomas jumped 7 ft. 2 in. June 24, 1960); 2. Joe Faust, Occidental, 7 ft.; 3. Charlie Dumas, Southern California, 6 ft. 11 in.; 4. Erroll Williams, San Jose State, 6 ft. 10 in.; 5. Sonny Lewis, Grambling, 6 ft. 10 in.; 6. Herman Wyatt, Santa Clara Valley Youth

Village, 6 ft. 9 in.; 7. Vance Barnes, San Jose State, 6 ft. 7½ in.; 8. tie among Phil Fehlen, U.S. Marines; Ed Costa, Brigham Young; Charles Williams, Mexico (Mo.) High School; Henry Wyborne, Washington State; Bob Gardner, U.S. Marines, and Reg Sheppard, Indiana, 6 ft. 5½ in.

Qualifiers for Olympic Team—Thomas, Faust, Dumas.

TRACK AND FIELD

Final Olympic Women's Track and Field Tryouts of Abilene, Texas July 16, 1960

- 100-Meter Dash**—1. Wilma Rudolph, Tennessee State, 11.5. (Ties American record and new Olympic Trials record. American record set by Barbara Jones at Mexico City, March 16, 1955, and tied by Rudolph at Corpus Christi, July 9, 1960. Better Olympic Trials record of 11.7 set in trial heat and tied in semi-finals by Rudolph); 2. Barbara Jones, Tennessee State, 11.6; 3. Martha Hudson, Tennessee State, 11.7; 4. Lucinda Williams, Tennessee State, 11.8; 6. Lacey O'Neal, Mayor Daley Youth Foundation of Chicago, 11.9.
- Shot Put**—1. Earlene Brown, Spartan Womens Athletic Club of Los Angeles, 50 ft. 10¼ in. (New Olympic Trials record. Better old record of 48 ft. 9¼ set by Brown in preliminaries); 2. Sharon Shepherd, Mapleton, Ore., 45 ft. 10 in.; 3. Cel Rutledge, Texas Athletic Club of Austin, 43 ft. 5 in.; 4. Cindy Wyatt, Williamsville, N. Y., 42 ft. 4 in.; 5. Delia Burchfield, Topeka (Kans.) Cosmopolitan Club, 41 ft. 8½ in.; 6. Betty Scott, Wayland College of Plainview, Tex., 41 ft. 1½ in.
- 800-Meter Run**—1. Billie Pat Daniels, San Mateo (Calif.) Girls Athletic Association, 2:15.6. (New American citizen and Olympic Trials records. Better old American citizen record of 2:18.6 set by Lillian Greene at Budapest, Aug. 5, 1958, and pending record of 2:16.6 set by Daniels in preliminaries and Olympic Trials record of 2:16.6 set by Daniels in preliminaries); 2. Rose Lovelace, Cleveland (Ohio) Recreation, 2:15.7; 3. Doris Severtsen, Northwest Mic Mac Club of Tacoma, Wash., 2:17.6; 4. Louise Mead, New York Police Athletic Club, 2:19.1; 5. Judy Shapiro, San Fernando Womens Athletic Club of Los Angeles, 2:19.5; 6. Ruth Ann Brand, Prescott (Ariz.) Athletic Club, 2:22.1.
- Broad Jump**—1. Willye B. White, Mayor Daley Youth Foundation of Chicago, 20 ft. 4½ in. (New American and Olympic Trials record set in preliminaries. Better old American record of 20 ft. ¾ in. set by Margaret Mathews at Budapest, Aug. 6, 1958, and Olympic Trials record of 19 ft. 9¼ in. set by Mathews at Washington, D.C., 1956); 2. Sandra L. Smith, Mayor Daley Youth Foundation of Chicago, 18 ft. 8 in.; 3. Anna Smith, Tennessee State, 18 ft. 6 in. 4. Ann Roniger, Burdick, Kans., 18 ft. 3¼ in.; 5. Shirley Crowder, Tennessee State, 18 ft. ¼ in.; 6. Jo Ann Terry, Tennessee State, 17 ft. 10¼ in.
- 80-Meter Hurdle**—1. Shirley Crowder, Tennessee State, 11.4; 2. Jo Ann Terry, Tennessee State, 11.4; 3. Irene Robertson, Spartan Womens Athletic Club of Los Angeles, 11.4; 4. Barbara Mueller, Mayor Daley Youth Foundation of Chicago, 11.5; 5. Cherrie Parish, Laurel Track Club of San Francisco, 11.6; 6. Kay Miller, DeKalb (Ill.) Young Peoples Club, 11.9. (Winning time tied American citizen record and bettered Olympic Trials record, but wind was above allowable 4.473 miles per hour.
- Discus Throw**—1. Earlene Brown, Spartan Womens Athletic Club of Los Angeles, 176 ft. 10½ in. (New American citizen and Olympic Trials record. Better American citizen record of 168 ft. 5½ in. set by Brown at Melbourne, Nov. 23, 1956, and pending record of 173 ft. 2½ in. set by Brown, May 21, 1960, and Olympic Trials record of 156 ft. 6 in. set by Brown in preliminaries); 2. Olga Connolly, Spartan Womens Athletic Club of Los Angeles, 172 ft. 4½ in.; 4. Pamela Kurrell, Laurel Track Club of San Francisco, 158 ft. 8 in.; 4. Sharon Shepherd, Mapleton, Ore., 140 ft. 10 in.; 5. Mary Scott, Tonkawa, Okla., 131 ft. 6 in.; 6. Marjorie Larney, Queens Mercuresses of Queens, N. Y., 127 ft. 7½ in.
- 200-Meter Dash**—1. Wilma Rudolph, Tennessee State, 23.9. (New Olympic Trials record. Better old record of 24.2 set by Rudolph in trial heat); 2. Lucinda Williams, Tennessee State, 24.3; 3. Ernestine Pollards, Mayor Daley Youth of Chicago, 24.9; 5. Vivian Brown, Cleveland (Ohio) Recreation, 25.1; 6. Kathleen Foundation of Chicago, 24.5; 4. Lacey O'Neal, Mayor Daley Youth Foundation Krajewski, Buffalo, N. Y., 25.4.

- Javelin Throw**—1. Karen Oldham, San Diego Track and Field Association, 163 ft. 5½ in. (New American citizen and Olympic Trials record. Better old American citizen record of 162 ft. 10 in. set by Oldham at Melbourne, Nov. 28, 1956, and Olympic Trials record of 158 ft. 4½ in. set by Oldham in preliminaries); 2. Peggy Scholler, Queens Mercuresses of Queens, N. Y., 154 ft. 6¼ in.; 3. Karen Mendyka, San Fernando Womens Athletic Club of Los Angeles, 143 ft. 8 in.; 4. Marjorie Larney, Queens Mercuresses of Queens, N. Y., 139 ft. 3 in.; 5. Patricia Baker, Northwest Mic Mac Club of Tacoma, Wash., 131 ft. 6½ in.; 6. Delia Burchfield, Topeka (Kans.) Cosmopolitan Club, 129 ft. 9 in.
- High Jump**—1. Naomi Rogers, Tuskegee Institute, 5 ft. 4 in. (Ties Olympic Trials record of 5 ft. 4 in. set by Mildred McDaniel at Washington, D.C., 1956); 2. Barbara Brown, New York Police Athletic League, 5 ft. 2¾ in.; 3. Jean Gaertner, Spartan Womens Athletic Club, 5 ft. 2¾ in. (Brown awarded second place on basis of fewer misses.) 4. Darlene Everhart, Topeka (Kans.) Cosmopolitan Club, 5 ft. ¼ in.; 5. Annie Croom, Tuskegee Institute, 5 ft. ¼ in. (Everhart awarded fourth place on basis of fewer misses); 6. Ann Roniger, Burdick, Kans., 4 ft. 10¼ in.

SENIOR NATIONAL A.A.U. TRACK AND FIELD CHAMPIONSHIPS Bakersfield, Calif., June 24-25, 1960

- 100 Meter Dash**—1. Ray Norton, Santa Clara Valley Youth Village, 10:5; 2. Paul Winder, Morgan State, 10:6; 3. Bill Woodhouse, Abilene Christian, 10:7; 4. Frank Budd, Phila. Pioneers, 10:7; 5. David Sime, Duke A.C., 10:7; 6. Dennis Johnson, Bakersfield, J.C., 10:7.
- 200 Meters Dash**—1. Ray Norton, Santa Clara Valley Youth Village, 20:8; 2. Les Carney, unat., Ohio, 21:0; 3. Ed Collymore, U.S. Marine Corps, 21:1; 4. Bobby Morrow, Abilene T.C., 21:1; 5. Ted Woods, Colorado, 21:1; 6. David Sime, Duke A.C., 21:2.
- 400 Meter Run**—1. Otis Davis, Emerald Empire A.A., 45:8; 2. Dave Mills, Purdue, 46:2; 3. Willie Williams, S.C. Striders, 46:3; 4. Earl Young, Abilene Track Club, 46:4; 5. De Loss Dodds, Unat., Manhattan, Kans., 46:8; 6. William Knocke, Central Calif. A.C., 46:8. (Equals championship record).
- 800 Meter Run**—1. Jim Cerveney, S.C. Striders, 1:48.4; 2. Lew Merriman, Wichita Track Club, 1:48:7; 3. Tom Murphy, New York A.C., 1:48:7; 4. Ted Nelson, Mankato State, 1:49:1; 5. Arthur Evans, New York A.C., 1:49:3; 6. James Dupree, New Mexico T.C., 1:49:3.
- 1500 Meter Run**—1. Jim Grelle, Emerald Empire A.A., 3:42:7; 2. Laszlo Tabori, Santa Clara Youth Village, 3:43:5; 3. Ed Moran, New York A.C., 3:43:7; 4. Cary Weisger, Duke University, 3:44:3; 5. Peter Close, U.S. Marine Corps-New York A.C., 3:44:7; 6. Bob Seaman, S.C. Striders, 3:45:5. (New championship record).
- 5000 Meter Run**—1. William Dellinger, Emerald Empire A.A., 14:26:4; 2. Jim Beatty, Santa Clara Valley Youth Village, 14:26:4; 3. Pat Clohessy, Houston Univ., 14:33:4; Bob Soth, S.C. Striders, 14:36:6; 5. Paul Whitely, Kansas State Teachers, 14:37:6; 6. Mal Robertson, S.C. Striders, 14:44:2. (New championship record).
- 10,000 Meter Run**—1. Al Lawrence, Houston University, 30:11:4; 2. Doug Kyle, Calgary T. & F. Club, 30:11:4; 3. Max Truex, S.C. Striders, 30:16:3; 4. Peter McArdle, New York A.C., 30:22:0; 5. Bob Soth, S.C. Striders, 30:26:5; 6. Mal Robertson, S.C. Striders, 30:35:3. (New championship record).
- 110 Meter High Hurdles**—1. Hayes Jones, Eastern Michigan, 13:6; 2. Lee Calhoun, Unat., Gary, Ind., 13:6; 3. Willie May, Univ. of Chicago T.C., 13:9; 4. Jerry Tarr, Emerald Empire A.A., 14:1; 5. Walter Arlt, Wash. State Univ., 14:2; 6. Carl Brown, Winston-Salem, 14:4.
- 200 Meter Low Hurdles**—1. Dick Howard, Unat., Albuquerque, N. M., 23:3; 2. Roy Thompson, U.S. Army, 23:5; 3. Rex Stucker, Kans. St. Teachers Col., 23:5; 4. Bob Staten, S.C. Striders, 23:6; 5. Rex Cawley, S.C. Striders, 23:7; 6. Jay Luck, Yale Univ., 23:8.
- 400 Meter Hurdles**—1. Glenn Davis, Unat., Columbus, Ohio, 50:1; 2. Dick Howard, Unat., Albuquerque, N. M., 50:3; 3. Josh Culbreath, Phila. Pioneers, 51:1; 4. Rex Cawley, S. C. Striders, 51:2; 5. Roy Thompson, U.S. Army, 51:7; 6. Cliff Cushman, Univ. of Kansas, 52:1.




Otis Davis, 400 meter run victor.



Ray Norton, 100 and 200 meter dash champion.



Jim Cerveny, 800 meter titlist.




Phil Coleman, 3000 meter steeplechase winner.

- 3,000 Meter Walk—1. Rudy Haluza, U.S.A.F., New York Pioneer Club, 13:22.1; 2. Bruce MacDonald, N. Y. Pioneer Club, 13:26.2; 3. Mike Brodie, Pleasant Hill T.C., 13:58.6; 4. John Humcke, New York A.C., 14:11.4; 5. Robert Hendrickson, Seattle Olympic Club, 14:21.8; 6. Norman Rothe, U.S. Air Force, 14:31.9.
- 3,000 Meter Steeplechase—1. Phil Coleman, Univ. of Chicago T.C., 8:55.6; 2. Charles Jones, U.S. Army, 8:55.6; 3. Tom Oakley, Unat., Little Rock, Ark., 9:03.7; George Young, U.S. Army, 9:08.5; 5. Ike Matza, U.S. Army-N. Y. Pioneer Club, 9:11.3; 6. Ned Sargent, Santa Clara Youth Village, 9:22.7. (New Championship record).
- High Jump—1. John Thomas, Boston Univ. A.A., 7 ft. 2 in.; 2. Joe Faust, S.C. Striders, 6 ft. 10 in.; 3. Errol Williams, Santa Clara Valley Youth Village, 6 ft. 10 in.; 4. Charles Dumas, S.C. Striders, 6 ft. 7 in.; 5. Bob Gardner, U.S. Marines-New York A.C., 6 ft. 7 in.; 6. Charles Williams, Unat., Mexico, Mo. (New World, American and championship record).
- Pole Vault—1. Aubrey Dooley, Oklahoma State, 15 ft. ¾ in.; 2. John Cramer, Everett Elks, 15 ft. ¾ in.; 3. Mel Schwarz, U.S.M.C., 15 ft. ¾ in.; 4. Jim Graham, Unat., Stillwater, Okla., 15 ft. ¾ in.; 5. Ronald Morris, S.C. Striders, 15 ft. ¾ in.; 6. Bob Gutowski, S.C. Striders, 15 ft. ¾ in.
- Broad Jump—1. Henk Vessir, Santa Barbara A.C., 25 ft. 2 in.; 2. Joel Wiley, S.C. Striders, 24 ft. 9½ in.; 3. Anthony Watson, Univ. of Oklahoma, 24 ft. 7¾ in.; 4. Greg Bell, Ft. Wayne A.A., 24 ft. 7¾ in.; 5. Don Meyers, Colorado Univ., 24 ft. 6 in.; 6. Ralph Boston, Tenn. A.&T., 24 ft. 5 ft. ¾ in.
- Hop, Step, Jump—1. Ira Davis, Phila. Pioneer Club, 53 ft. 4¼ in.; 2. Kent Floerke, U.S. Army, 52 ft. 10¼ in.; 3. William Sharpe, Phila. Pioneer Club, 51 ft. 3¾ in.; 4. Luther Hayes, S.C. Striders, 49 ft. 11½ in.; 5. Herman Stokes, S.C. Striders, 49 ft. 9¼ in.; 6. Alvis Andrews, S.C. Striders, 49 ft. 4 in. (New championship record).
- Hammer Throw—1. Harold Connolly, S.C. Striders, 224 ft. 4½ in.; 2. Albert Hall, New York A.C., 214 ft. 2½ in.; 3. John Lawlor, Boston University A.A., 213 ft. 10 in.; 4. Edward Bagdonas, Army-New York A.C., 205 ft. 7 in.; 5. Robert Backus, New York A.C., 201 ft. 2 in.; 6. Tom Pagan, New York A.C., 199 ft. 8½ in.
- Javelin—1. Al Cantello, Marines, 271 ft. 9 in.; 2. Bill Alley, Kansas University, 259 ft. 2½ in.; 3. Phil Conley, Fresno, Calif., Unat., 239 ft. 8 in.; 4. John Fromm, Seattle Olympic Club, 239 ft. 5 in.; 5. Terry Beucher, Kansas University, 236 ft. 9 in.; 6. Rafer Johnson, S.C. Striders, 233 ft. 1 in. (New championship record).
- Discus—1. Al Oerter, New York A.C., 193 ft. 9½ in.; 2. Richard Cochran, University of Missouri, 188 ft. 10 in.; 3. Rink Babka, S.C. Striders, 185 ft. 9 in.; 4. Jack Ellis, New York A.C., 184 ft. 11 in.; 5. Robert Humphreys, S.C. Striders, 184 ft. 1½ in.; 6. Jay Silvester, Army-Santa Clara, Y.V., 181 ft. 1 in. (New championship record).
- Shot Put—1. Parry O'Brien, S.C. Striders, 62 ft. 6¼ in.; 2. Bill Nieder, Army-Santa Clara Youth V., 62 ft. 6 in.; 3. Dave Davis, S.C. Striders, 62 ft. 2¼ in.; 4. Jay Silvester, Army-Santa Clara Youth V., 60 ft. 9¾ in.; 5. Jerry Winters, Santa Clara Youth Village, 58 ft. 9½ in.; 6. John Nutting, Georgia Tech., 56 ft. 6 in. (New championship record).
- Team Scores—Southern California Striders, 106; Santa Clara Youth Village, 58; New York Athletic Club, 55; Emerald Empire, 34; Philadelphia Pioneer A.C., 26; New York Pioneer Club, 26; Boston University A.A., 16; University of Chicago Track Club, 16; Houston University, 16; Abilene Track Club, 14; Kansas University, 11; Santa Barbara A.C., 10; Eastern Michigan, 10; Morgan State, 8.

U.S.A. INDOOR TRACK AND FIELD CHAMPIONSHIPS

—New York, N. Y., Feb. 25, 1961


- 60 Yard Dash—1. Frank Budd, Villanova, 6.1s; 2. Paul Drayton, Villanova; 3. Dave James, U.S. Army; 4. Henry Wiebe, Columbia, Mo. (Time equals championships record.)
- 60 Yard High Hurdles—1. Hayes Jones, Unat., Ypsilanti, Mich., 7.0; 2. Elias Gilbert, Unat., Winston-Salem, N.C.; 3. William Johnson, Maryland; 4. Dick Emberger, Quantico Marines. (Time equals world, American and championship record.)
- 600 Yard Run—1. Eddie Southern, U.S. Air Force, 1:11.9; 2. Kye Courtney, Manhattan; 3. Wesley Rehberg, Monclair State; 4. Frank Bowens, Winston-Salem T.C.



Bill Dellinger, 5000 meter run champion.



Bruce Kidd, 3 mile winner.



Rudy Haluza, 3000 meters, 10, 20 and 30 kilo walk titlist.




Rudy Haluza, 3000 meters, 10, 20 and 30 kilo walk titlist.

- 1000 Yard Run—1. Ernie Cunliffe, Unat., Palo Alto, Calif., 2:08.0; 2. Ed Moran, New York A.C.; 3. John Reilly, Georgetown; 4. Cary Weisiger, U.S. Marines. (Time betters listed world, American and championship record.)
- One Mile Run—1. James Beatty, Santa Clara Youth Village, 4:09.3; 2. Istvan Roszavolgyi, Hungary; 3. Terry Sullivan Rhodesia; 4. Evgeny Momotkov, U.S.S.R.
- Three Mile Run—1. Bruce Kidd, East York T.C., Toronto, 13:47.0; 2. Laszlo Tabori, Santa Clara Youth Village; 3. John Macy, Houston T.C.; 4. Al Lawrence, Houston T.C.
- One Mile Walk—1. Ronald Zinn, U.S. Military Academy, 6:38.8; 2. John Humcke, New York A.C.; 3. Bruce MacDonald, N.Y. Pioneer Club; 4. Rimas Vaicaitis, Chicago T.C.
- Sprint Medley Relay—1. N.Y. Pioneer Club (Cal Barnes, Ron Basil, Doyle Whittaker, Emil Dufau); 1:56.1 2. Morgan State Freshmen; 3. New York University; no fourth.
- One Mile Relay—1. Morgan State (Lou Smith, Tom Anderson, Lee Martin, Lawson Smart) 3:16.3; 2. Villanova; 3. St. John's; 4. East York T.C., Toronto. (New championship record.)
- Two Mile Relay—1. Holy Cross (Jack O'Connor, Jay Bowers, Tom Noering, Charley Buchta) 7:39.7; 2. Manhattan; 3. Villanova; 4. Fordham.
- Broad Jump—1. Ralph Boston, Tenn. A. & I., 26 ft. 6¼ in.; 2. Igor Ter-Ovanesyan, U.S.S.R., 26 ft.; 3. Irwin Roberson, U.S. Army, 25 ft. 4¼ in.; 4. Charles Mays, Maryland State, 24 ft. 7¼ in. (Betters listed world, American and championship records).
- 35 lb. Weight Throw—1. Robert Backus, New York A.C., 66 ft. 6 in.; 2. Harold Connolly, So. Calif. Striders, 65 ft. 10½ in.; 3. Stu Thomson, New York A.C., 64 ft. 9½ in.; 4. Steve Dillon, New York A.C., 59 ft. 1¾ in.
- Shot Put—1. Parry O'Brien, Los Angeles, 61 ft. 3 in.; 2. Gary Gubner, N.Y.U. Freshmen, 58 ft. 11 in.; 3. Ken Bantum, N.Y. Pioneer Club, 55 ft. 3 in.; 4. Ed Kohler, Fordham 54 ft. 11 in.
- Pole Vault—1. Don Bragg, Del Valley A.A., 15 ft. 3 in.; 2. Henry Wadsworth, Unat., Gainesville, Fla., 15 ft.; 3. John Uelses, Quantico Marines, 15 ft.; 4. Mel Schwarz, Baltimore Olympic Club, 14 ft. 6 in.
- Running High Jump—1. Valery Brumel, U.S.S.R., 7 ft. 2 in.; 2. John Thomas, Boston Univ., 7 ft.; 3. Robert Gardner, New York A.C., 6 ft. 9 in.; 4. Teodoro Flores, 6 ft. 9 in. (winning jump equals championship record).
- Team Score—New York A.C. 16; Villanova 13; N.Y. Pioneer Club, 9; Santa Clara Youth Center, 8; Morgan State 8; East York Track Club, Toronto; Manhattan, 6; Tennessee State, 5; N.Y.U., 5; West Point, 5; Quantico Marines, 4; Southern California Striders 3; Boston University 3; Univ. of Houston T.C., 3; Fordham, 2; Lederman General Hospital 2; Maryland, 2; Georgetown, 2; St. John's 2; Montclair State 2; Maryland State 1; Univ. of Chicago T.C. 1; Winston-Salem T.C. 1; Baltimore Olympic Club, 1.

NATIONAL A.A.U. OUTDOOR WOMEN'S TRACK AND FIELD CHAMPIONSHIPS

Corpus Christi, Texas, July 9, 1960


- 100 Meter Dash—1. W. Rudolph, Tenn. State, 11.5; 2. B. Jones, Tenn. State, 11.7; 3. M. Hudson, Tenn. State, 11.7; 4. L. Williams, Tenn. State, 11.8; 5. L. O'Neal, Mayor Daley Y.F., 11.9; 6. E. Pollards, Mayor Daley Y.F., 12.3.
- 80 Meter Hurdles—1. J. Terry, Tenn. State, 11.4; 2. I. Robertson, Spartan WAC, 11.5; 3. S. Crowder, Tenn. State, 11.6; 4. C. Parish, Laurel T.C., 11.6; 5. K. Miller, DeKalb Y.P.C., 11.9; 6. V. Brown, Cleve. Div. Rec., 11.9.
- 200 Meter Dash—1. W. Rudolph, Tenn. State, 22.9; 2. L. O'Neal, Mayor Daley, 23.4; 3. L. Williams, Tenn. State, 23.4; 4. E. Pollards, Mayor Daley, 23.8; 5. V. Brown, Cleve. Div. Rec. 24.0; 6. R. Bonds, Spartan W.A.C., 24.8.
- 400 Meter Run—1. I. Robertson, Spartan W.A.C., 57.1; 2. R. Lovelace, Cleve. Div. Rec., 57.6; 3. R. Brand, Prescott, Ariz., 59.0; 4. L. Green, New York P.A.L. 59.8; 5. M. Rose, Lubbock, Texas, 61.1; 6. I. Gonzalez, Hawaii X.D.R., 61.4.
- 800 Meter Run—1. P. Daniels, San Mateo, 2:17.5; 2. R. Lovelace, Cleve. Div. Rec., 2:18.2; 3. R. Brand, Prescott, Ariz., 2:20.2; 4. P. Douthitt, Cleve. Div. Rec., 2:20.6; 5. C. McKenzie, New York P.A.L., 2:26.5; 6. L. Bennett, Oriole, T.C., 2:26.7.




Frank Budd, 60 yard titlist.



Eddie Southern, 600 yard champion.



Jim Grelle, 1500 meter run victor.




Glenn Davis, 400 meters hurdles winner.

- 400 Meter Relay—1. Tenn. State "A" Team, 46.1; 2. Mayor Daley "A" Team, 47.5; 3. Tenn. State "B" Team, 48.4; 4. Ohio Track Club, 51.2; 5. Mexico, 51.2; 6. Mayor Daley "B" Team, 51.6.
- 800 Meter Medley Relay—1. Tenn. State, 1:47.3; 2. Cleve. Div. Rec., 1:50.2; 3. New York P.A.L., 1:50.4; 4. San Mateo Girls Track Club, 1:53.8; 5. Mayor Daley Youth Foundation, 1:53.9; 6. Mexico, 1:55.6.
- Discow Throw—1. O. Connolly, Spartan W.A.C., 159 ft. 6½ in.; 2. E. Brown, Spartan W.A.C., 152 ft. 3½ in.; 3. P. Kurrell, Laurel Track, 146 ft.; 4. S. Shepherd, Unat., Oregon, 139 ft. 2 in.; 5. M. Larney, Queens Mer., 136 ft. 10½ in.; 6. S. Schibanoff, Central Jer., 131 ft. 10 in.
- 4 Kilo Shot Put—1. E. Brown, Spartan W.A.C., 49 ft. 8½ in.; 2. S. Shepherd, Unat., Oregon, 46 ft. 6¼ in.; 3. C. Wyatt, Williamsville, N. Y.; 40 ft. 7½ in.; 4. C. Rutledge, Texas A.C., 39 ft. 1½ in.; 5. P. Scholler, Queens Mercuresses, 35 ft. 10¼ in.; 6. H. Hansen, Hansen Club, 35 ft. ¼ in.
- Broad Jump—1. W. White, Mayor Daley, 19 ft. 1½ in.; 2. S. Smith, Mayor Daley, 19 ft. 1 in.; 3. J. Terry, Tenn. State, 18 ft. 9 in.; 4. A. Roniger, Unat., Kansas, 18 ft. 3½ in.; 5. D. May, Mayor Daley, 18 ft. 2½ in.; 6. S. Crowder, Tenn. State, 17 ft. 6¾ in.
- Javelin Throw—1. M. Larney, Queens Mercuresses, 151 ft. 10½ in.; 2. K. Mendyka, San Fernando, 150 ft. 5½ in.; 3. P. Scholler, Queens, Mercuresses, 147 ft. 10½ in.; 4. B. Chiu, Mexico, 130 ft. 2 in.; 5. R. Wilke, Unat., 99 ft. ½ in.; 6. R. Arnold, S.A.A.U., 88 ft. 2½ in.
- High Jump—1. L. Josefsen, Spartan W.A.C., 5 ft. 5¼ in.; 2. N. Rogers, Tuskegee Inst., 5 ft. 4 in.; 3. J. Gaertner, Spartan W.A.C., 5 ft. 2¼ in.; 4. A. Croom, Tuskegee Inst., 5 ft. 2¼ in.; 5. B. Brown, New York P.A.L., 5 ft. 2¼ in.; 6. A. Flynn, Colorado State, 4 ft. 11½ in.
- Team Scores—Tennessee State Univ., 93; Spartan Women's A.C., 63; Mayor Daley Youth Foundation, 46; Cleveland Div. of Recreation, 31; Queens Mercuresses, 20; New York Police Athletic League, 14; San Mateo, Cal. Girls' Track Club, 14; Prescott, Arizona, A.C., 12; Tuskegee Institute, 12; Laurel Track Club, 10; San Fernando Valley Wom. A.C., 8; Mexico, 7; Ohio Track Club, 7.6; Texas A.C., 4; DeKalb, (Y.P.C.), 2; Lubbock, Tex., 2; Hansen Club, Colorado, 1; Oriole Club, Baltimore, 1; Hawaii X.D.R., 1; Central Jersey Club, 1; Southern A.A.U., New Orleans, 1; Colorado State Univ., 1; Unattached competitors scored, 24.

NATIONAL A.A.U. OUTDOOR GIRLS TRACK AND FIELD CHAMPIONSHIPS

Corpus Christi, Texas, July 8, 1960


- 50 Yard Dash—1. R. Bonds, Spartan W.A.C., 6.0; 2. P. Eshbach, Oriole T.C., 6.0; 3. D. May, Mayor Daley Y.F., 6.0; 4. J. Mack, San Mateo, 6.0; 5. C. Rudolph, Tenn. State, 6.1; 6. D. Patterson, Gatesville, Tex., 6.4.
- 50 Yard Hurdles—1. K. Miller, DeKalb Y.P.C., 7.0; 2. L. Relf, Mayor Daley Y.F., 7.3; 3. M. Rose, Lubbock, Tex., 7.5; 4. S. Knott, Ohio Track Club, 7.6; 5. B. Luporini, San Mateo, 7.6; 6. A. Respass, Milby A.C., 8.0. (Ties championship record).
- 75 Yard Dash—1. L. O'Neal, Mayor Daley Y.F., 8.3; 2. P. Eshbach, Oriole Track Club, 8.7; 3. E. McGuire, Tenn. State, 8.9; 4. F. Hayden, Mayor Daley Y.F., 9.0; 5. S. Small, Carpinteria, Cal., 9.1; 6. J. Muti, Mayor Daley Y.F., 9.2. (New championship record).
- 100 Yard Dash—1. L. O'Neal, Mayor Daley Y.F., 10.9; 2. K. Krajewski, Buffalo, N. Y., 11.2; 3. F. Hayden, Mayor Daley Y.F., 11.4; 4. E. McGuire, Tenn. State, 11.4; 5. E. Morgan, Tantiy A.C., 11.6; 6. P. Ware, Tenn. State, 13.0. (Ties championship record).
- 300 Yard Relay—1. Mayor Daley Youth Foundation, 33.0; 2. Ohio Track Club "A" Team, 34.0; 3. Mexico, 35.3; 4. S.A.A.U. (New Orleans), 35.7; 5. Ohio Track Club "B" Team, 35.9; 6. Abilene All Stars, 36.0.
- Running High Jump—1. L. Jerry, S.A.A.U., 4 ft. 11½ in.; 2. C. Lev, Mic Macs 4 ft. 9½ in.; 3. L. Relf, Mayor Daley, 4 ft. 9½ in.; 4. F. Rilling, San Fernando, 4 ft. 8 in.; 5. E. Morgan, Tantiy A.C., 4 ft. 8 in.; 6. H. Walker, Central Jersey, 4 ft. 6 in.
- Running Broad Jump—1. D. May, Mayor Daley, Y.F., 17 ft. 7 in.; 2. J. Mack, San Mateo, 17 ft. 2 in.; 3. R. Bonds, Spartan W.A.C., 16 ft. 5¼ in.; 4. S. Knott, Ohio Track Club, 16 ft. 4½ in.; 5. M. Rose, Lubbock, Texas, 16 ft. 2¾ in.; 6. R. N. Bair, San Diego, Cal., 16 ft. 1¾.



Ira Davis, hop, step, jump champion.



Don Bragg, indoor pole vault titlist.



Al Oerter, discus titlist.




Valery Brumel, indoor high jump champion.

- 8 Lb. Shot Put—1. C. Rutledge, Texas A.C., 46 ft. 1 in.; 2. C. Wyatt, Williamsville, N. Y., 45 ft. 8 in.; 3. V. Auch, Mic Macs, 39 ft. 9 in.; 4. H. Hansen, Hansen Club, 38 ft. 10½ in.; 5. P. Glenn, Spartan W.A.C., 36 ft. 11¾ in.; 6. J. Atrops, Unat., 36 ft. 11¼ in. (New championship record).
- Discus Throw—1. S. Shibanoff, Central Jersey, 137 ft. 8 in.; 2. C. Wyatt, Williamsville, N. Y., 122 ft. 9½ in.; 3. M. McCarthy, San Fernando Val., 116 ft. 9½ in.; 4. V. Auch, Mic Macs, 101 ft. 7½ in.; 5. F. Davenport, Vista High, 100 ft. 3½ in.; 6. E. Hansen, Hansen Twins, 100 ft. 2 in.
- Javelin Throw—1. K. Mendyka, San Fernando Val., 152 ft. 4½ in.; 2. C. Rutledge, Texas A.C., 123 ft. 10½ in.; 3. G. Pate, Central Jersey, 109 ft. 8 in.; 4. C. Wyatt, Williamsville, N. Y., 108 ft. 1 in.; 5. F. Davenport, Vista High, 103 ft. 4½ in.; 6. H. Hansen, Hansen Twins, 100 ft. 5 in. (New championship record).
- Baseball Throw—1. G. Pate, Central Jersey, 259 ft. ½ in.; 2. L. Puchett, S.A.A.U., 246 ft. 6 in.; 3. C. Rutledge, Texas A.C., 244 ft. 6 in.; 4. R. N. Bair, San Diego, 236 ft. 4 in.; 5. F. Davenport, Vista High, 224 ft. 1 in.; 6. J. Hughes, S.A.A.U., 202 ft. 7 in.
- Team Scores—Mayor Daley Youth Foundation, 71; Central Jersey A.C., 27; Texas A.C., 24; Southern A.C. (S.A.A.U. New Orleans) 23; San Fernando Valley Women's A.C., 20; Ohio Track Club, 18; Northwest Mic Macs (Tacoma), 18; Spartan Women's A.C., 18; Oriole Club (Baltimore), 16; San Mateo Club, 14; Tenn. State University, 13; DeKalb Youth, 10; Lubbock, Texas, 8; Mexican Team, 6; Hansen Twins Club (Colorado), 6; Vista High School (California), 6; San Diego, California, 5; Tantivy A.C., 4; Milby A.C., (Texas), 3; Gatesville, Texas, 1; Abilene All Stars, 1; Unattached competitors, 29; 5 other clubs scored no points.


SR. NAT. WOMEN'S INDOOR TRACK AND FIELD CHAMPIONSHIPS

Held at Columbus, Ohio, March 11, 1961


- 50-Yard Dash—1. Willie White, Chicago Mayor Daley Club, 6.0; 2. Jean Holmes, Tenn. State; 3. Leahseneth O'Neal, Chicago Mayor Daley Club; 4. Kathleen Krajewski, Buffalo; 5. Dolores May, Chicago Mayor Daley Club; 6. Marilyn Meadows, Topeka Cosmopolitan Club.
- 100-Yard Dash—1. Wilma Rudolph, Tenn. State, 10.8 (better American and championship record); 2. Willie White, Chicago Mayor Daley Club; 3. Vivian Brown, Tenn. State; 4. Ernestine Pollards, Chicago Mayor Daley Club; 5. Jean Holmes, Tenn. State; 6. Lorraine Dunn, Tenn. State.
- 220-Yard Dash—1. Vivian Brown, Tenn. State, 25.2 (better American and championship record but Miss Rudolph's time of 25.0 in heat excels winning performance); 2. Wilma Rudolph, Tenn. State; 3. Ernestine Pollards, Chicago Mayor Daley Club; 4. Leahseneth O'Neal, Chicago Mayor Daley Club; 5. Kathleen Karjewski, Buffalo; 6. Mamie Rallins, Chicago Mayor Daley Club.
- 440-Yard Run—1. Lillian Greene, Colorado State, 1:00.4 (better American and championship record); 2. Eddie Mae Robinson, Chicago Mayor Daley Club; 3. Anna Reid, Chicago Mayor Daley Club; 4. Sandra Knott, Cleveland Recreation; 5. Michelle Fox, Ohio Track Club.
- 880-Yard Run—1. Helen Shipley, Liberty A.C., Lexington, Mass., 2:21.6 (better American and championship records); 2. Sandra Pashkin, Unat., New York; 3. Grace Butcher, Cleveland Magyar Club; 4. Sandra Knott, Cleveland Rec.; 5. Pat Douthitt, Cleveland Rec.
- 70-Yard Hurdles—1. Jo Ann Terry, Tenn. State, 9:5 (Miss Terry's time of 9.4 in heat better American and championship records); 2. Kay Miller, De Kalb; 3. Rose Malenchuk, Colo. State; 4. Leontyne Reif, Chicago Mayor Daley Club; 5. Ann Roniger, Colo. State; 6. Karen Jungmann, Topeka.
- 440-Yard Relay—1. Chicago Mayor Daley Club, Team A (Willie White, Doris May, Ernestine Pollards, Leahseneth O'Neal) 48.8 (better American and championship records); 2. Tenn. State; 3. Ohio Track Club; 4. Chicago Mayor Daley Club, Team B; 5. Madison Girls Club, Mansfield, Ohio; 6. Glenwood Rec., Columbus, Ohio.
- 880-Yard Medley Relay—1. Ohio Track Club (Melissa Long, Sue Knot, Pat Watkins, Wanda Fuller) 1:53.1 (establishes championship record—new event); 2. Chicago Mayor Daley Youth Club, Team A; 3. Liberty A.C., Lexington, Mass.; 4. Chicago Mayor Daley Youth Club, Team B.
- Basketball Throw—1. Jean Hofbauer, Chicago O'Halloran Club, 102 ft. 5½ in.; 2. Gloria Kemp, Topeka Cosmopolitan Club; 3. Joan Whitehead, Montclair, N. J. State College; 4. Cynthia Wyatt, Williamsville, N. Y.; 5. Anne Reid, Chicago Mayor Daley Club; 6. Carol Bush, Chicago Mayor Daley Club.



W. Parry O'Brien, indoor and outdoor shot put champion.



Ralph Boston, indoor broad jump victor.



Robert Backus, 35 lbs. weight throw champion.



Al Cantello, javelin winner.

- Standing Broad Jump—1. Sandra Smith, Chicago Mayor Daley Club, 8 ft. 11 in.; 2. Ann Roniger, Colorado State; 3. Leontyne Reif, Chicago Mayor Daley Club; 4. tie between Joyce Wakefield, Chicago Mayor Daley Club and Anna Lois Smith, Tenn. State.
- Shot Put—1. Cynthia Wyatt, Williamsville, N. Y., 39 ft. 11 in.; 2. Gloria Kemp, Topeka Cosmopolitan Club; 3. Joan Whitehead, Montclair, N. J., State College; 4. Janet L. Walter, Lima, Ohio; 5. Pat Cochran, Ohio Track Club; 6. Melissa Long, Ohio Track Club.
- High Jump—1. Rose Robinson, Chicago, 5 ft. 4 in. (ties American and championship record); 2. Jo Ann Terry, Tenn. State; 3. Estelle Baskerville, Ohio Track Club; 4. tie between Leontyne Reif and Eddie Mae Robinson, Chicago Mayor Daley Club; 6. Sylvia Cox, Ohio Track Club.
- Team Score—Chicago Daley Club, 38; Tenn. State, 29½; Ohio Track Club, 10½; Colorado State, 10; Liberty A.C., 7; Topeka Cosmopolitan Club, 6; Chicago O'Halloran Club, 5; Montclair, N. J. State College; 4; De Kalb, 3; Cleveland Magyar, 2; Cleveland Rec. 2.


JR. NAT. MEN'S OUTDOOR TRACK AND FIELD CHAMPIONSHIPS

at Travers Island, N. Y., Sept. 16-17, 1960

- 100-Yard Dash, 10.5—1. Joe Board, Baltimore Olympic Club; 2. Ernie Wilson, Unat.; 3. Glandus Pittman, West Chester A.C.; 4. Tom Brooks, N.Y. Pioneer Club; 5. Thomas Talbot, Tarrytown Spiked Shoe Club.
- 220-Yard Dash, 22.6—1. Ham McRae, N.Y. Pioneer Club; 2. Emil Dufau, N.Y. Pioneer Club; 3. Kenneth Hender, Bruce Track Club; 4. Joseph Board, Baltimore Olympic Club; 5. Thomas Brooks, N.Y. Pioneer Club; 6. Glandus Pittman, West Chester A.C.
- 440-Yard Run, 48.7—Arthur Evans, New York A.C.; 2. Ham McRae, N.Y. Pioneer Club; 3. Joseph Board, Baltimore Olympic Club; 4. Mitchell Washington, West Chester A.C.; 5. William Smith, Unat.
- 880-Yard Run, 1:54.6—1. Vernon Morgan, Delaware Valley A.A.; 2. Richard Whitman, N.Y. Pioneer Club; 3. William Clancy, New York A.C.; 4. Peter Levin, New York A.C.; 5. Larrie Sweet, Unat.; 6. Ralph Taylor, Bruce Track Club.
- Mile Run, 4:16.1—1. Vernon Morgan, Delaware Valley A.A.; 2. Larrie Sweet, N.Y. Pioneer Club; 3. Bryant Wood, Baltimore Olympic Club; 4. Tom Rodda, Baltimore Olympic Club; 5. John Geraghty, New York A.C.; 6. Matteo Cucciara, Bruce Track Club. (Time betterers Jr. Nat. Championship record).
- 3-Mile Run, 14:59.4—1. John Kopil, New York A.C.; 2. Frank Pflaging, Baltimore Olympic Club; 3. Robert Sharf, Baltimore Olympic Club; 4. James O'Connell, St. Anthony's Boys Club; (Time betterers Jr. Nat. Championship record).
- 6-Mile Run, 32:02.8—1. Robert Sharf, Baltimore Olympic Club; 2. James O'Connell, St. Anthony's Boys Club; 3. Joseph Bessell, New York A.C.; 4. Klaus Praesent, Penn. A.C.; 5. Richard Clapp, N.Y. Pioneer Club.
- Two-Mile Walk, 15:16.6—1. Ron Daniel, N.Y. Pioneer Club; 2. William Omeltchenko, N.Y. Pioneer Club; 3. John Shilling, N.Y. Pioneer Club; 4. Alan Blakeslee, N.Y. Pioneer Club; 5. George Shilling, N.Y. Pioneer Club; 6. Thomas Kramer, N.Y. Pioneer Club. (Time betterers Jr. Nat. Championship record).
- Two-Mile Steeplechase, 10:47.4—1. John Kopil, New York A.C.; 2. Walter Cooper, New York A.C.; 3. William Brennan, New York A.C.; 4. Dan Corry, New York A.C.; 5. Thomas Celandine, New York A.C.; 6. John Williams, West Chester A.C.
- 120-Yard High Hurdles, 15.0—1. Russ Rodgers, Central Jersey T.C.; 2. William Urban, New York A.C.; 3. John Hodne, Unat.; 4. Glen Lewis, West Chester A.C.
- 220-Yard Low Hurdles, 25.2—1. James Hackett, Baltimore Olympic Club; 2. Russ Rodgers, Central Jersey T.C.; 3. Jack Linden, Baltimore Olympic Club; 4. William Urban, New York A.C.; 5. Glen Lewis, West Chester A.C.; 6. Thomas Brooks, N.Y. Pioneer Club.
- 440-Yard Hurdles, 56.5—1. Jim Hackett, Baltimore Olympic Club; 2. Steve Damashek, Bruce Track Club; 3. John Linden, Baltimore Olympic Club; 4. Joseph Norman, Tarrytown Spiked S.C.; 5. Glen Lewis, West Chester A.C.; 6. Thomas Talbot, Tarrytown Spiked S.C.



The Holy Cross Univ. quartet, winners of the 1961 indoor two mile relay.




Morgan State's foursome, 1961 indoor mile relay titlists.

- Pole Vault, 14 ft. 5 in.—1. John Uelses, Baltimore Olympic Club; 2. Henry Davenport, Baltimore Olympic Club, 13 ft. 3. Charles Stevenson, New York A.C., 12 ft. 6in.; 4. James Harrington, Unat., 12 ft.; 5. James Howell, N.Y. Pioneer Club, 12 ft.; 6. Charles Barr, New York A.C., 12 ft. (Better's Jr. Nat. championship record).
- High Jump—1. Bob Gardner, New York A.C., 6 ft. 5½ in.; 2. Grant Krow, Delaware Valley A.A., 6 ft. 2 in.; 3. Ernest Wilson, Unat., 5 ft. 8 in.
- Discus Throw—1. Kohler, New York A.C., 164 ft. 5 in. (Better's Jr. Nat. Championship record); 2. Gary Gubner, Grand Street Boys Club, 152 ft. 9½ in.; 3. Dan Studney, Central Jersey Track Club, 148 ft. 3 in.; 4. Gerald Monkofsky, N.Y. Pioneer Club, 139 ft. 6½ in.; 5. Thomas McDermott, New York A.C., 136 ft. 1½ in.; 6. Don Slingerland, Tarrytown Spiked S.C., 134 ft. 3½ in.
- Shot Put—1. Gerald Monkofsky, N.Y. Pioneer Club, 52 ft.; 2. Ed Kohler, New York A.C., 51 ft. 8¾ in.; 3. Albert Yodakis, Unat., 47 ft. 10 in.; 4. Len Olsen, New York A.C., 45 ft. 1½ in.; 5. Adolph Opfinger, New York A.C., 38 ft. 10 in.
- Hammer Throw—1. Don Slingerland, Tarrytown Spiked S.C., 155 ft. 10 in.; 2. Cliff Larrabee, Unat., 144 ft. 9 in.; 3. Adolph Opfinger, New York A.C., 142 ft. 10½ in.; 4. Tom McDermott, New York A.C., 133 ft. 5 in.; 5. Jerome Miller, Unat., 124 ft. 7 in.; 6. Len Olson, New York A.C., 116 ft. 11½ in.
- Javelin Throw—1. Dan Studney, Central Jersey T.C., 213 ft. 5½ in.; 2. Sidney Kwiwit, N.Y. Pioneer Club, 205 ft. 3 in.; 3. Ken Winslow, New York A.C., 202 ft. 2½ in.; 4. Robert Winslow, New York A.C., 195 ft. 9½ in.; 5. Reino Suokas, New York A.C., 170 ft. 7 in.; 6. Joe Zimatore, New York A.C., 167 ft.
- Broad Jump—1. Robert O'Brien, New York A.C., 22 ft. 3 in.; 2. Eldridge Hawkins, Central Jersey T.C., 21 ft. 11½ in.; 3. Ernest Wilson, Unat., 21 ft. 3 in.; 4. Jonathan Morse, West Chester A.C., 18 ft. 10 in.; 5. Lutner Blake, N.Y. Pioneer Club, 17 ft. 9½ in.
- Hop, Step, Jump—1. George Best, Bruce T.C., 48 ft. 7¾ in.; 2. Syl Johnson, Central Jersey T.C., 48 ft. 6¾ in.; 3. Grant Krow, Delaware Valley A.A., 44 ft. 11¾ in.; 4. Robert O'Brien, New York A.C., 42 ft. 7 in.; 5. Eldridge Hawkins, Central Jersey T.C., 41 ft. 3¾ in.; 6. Lutner Blake, N.Y. Pioneer Club, 39 ft. 4 in.
- Team Score—1. New York A.C., 163; 2. Baltimore Olympic Club, 104; 3. N.Y. Pioneer Club, 101; 4. Central Jersey Track Club, 52; 5. Delaware Valley A.A., 34; 6. Bruce Track Club, 26; 7. West Chester A.C., 24; 8. Tarrytown Spiked Shoe Club, 18; 9. St. Anthony's Boys Club, 12; 10. Grand Street Boys Club, 8.


JR. NAT. WOMEN'S INDOOR AND FIELD CHAMPIONSHIPS

at Chicago, Ill., April 15, 1960

- 50-Yard Dash—1. Leahseneth O'Neal, Mayor Daley Youth Foundation, Chicago, 6.1 (new championship record); 2. Theresa Weinkowitz, St. Anthony C.Y.O., Wilmington, Delaware, 6.3; 3. Kennie Lee Hart, Tantivy A.C., San Francisco; 4. Doris May, Mayor Daley Youth Foundation
- 100-Yard Dash—1. Ernestine Pollard, Mayor Daley Youth Foundation, 11.4 (new championship record); 2. Kathleen Krajewski, Unat., Buffalo, N. Y., 11.6; 3. Joanne Rootsaert, Canada; 4. Kennie Lee Hart, Tantivy A.C.
- 220-Yard Dash—1. Ernestine Pollard, Mayor Daley Youth Foundation, 26.1 (25.9 in semi-final ties American citizen and establishes championship record); 2. Sandra Smith, Mayor Daley Youth Foundation, 26.3; 3. Kennie Lee Hart, Tantivy A.C.; 4. Jacqueline Hall, Canada.
- 50-Yard Hurdles—1. Mary Kay Miller, DeKalb Young Peoples Club, DeKalb, Ill., 7.1 (new championship record); 2. Angela Madon, Mayor Daley Youth Foundation, 7.3; 3. Vivian Brown, Cleveland Div. of Rec.; 4. Jacqueline Hall, Canada.
- 440-Yards Relay (4x110)—1. Mayor Daley Youth Foundation, A team (D. May, S. Smith, L. O'Neal, E. Pollard) 50.8 (new championship record); 2. Mayor Daley Youth Foundation, B team, 54.0; 3. Ohio Track Club, 55.6; 4. Bensenville A.C., 60.2.
- 440-Yard Medley Relay (220-110-60-50)—1. Cleveland Div. of Rec. (V. Brown, B. Casey, F. Rose, P. Douthitt) 53.9 (new championship record); 2. Mayor Daley Youth Foundation, 54.3; 3. Ohio Track Club, 57.1.



John Thomas, outdoor high jump champion.




The N. Y. Pioneer Club squad, winners of the 1961 indoor sprint medley relay title.

- 4 Kilo Shot Put—1. Delia Burchfield, Cosmopolitan Club, Topeka, Kans., 40 ft. 7¼ in. (new championship record); 2. Cel Rutledge, Texas A.C., Austin, 40 ft. 3 in.; 3. Gloria Kemp, Cosmopolitan Club, 37 ft. 4 in.; 4. Sue Decker, Bensenville A.C., Bensenville, Ill., 32 ft. 3½ in.
- Standing Broad Jump—1. Sandra Smith, Mayor Daley Youth Foundation, 9 ft. 4¼ in. (new American and championship record); 2. Leontyne Relif, Mayor Youth Foundation, 8 ft. 6 in.; 3. Marlene Pope, Cleveland Div. of Rec., 8 ft. 3½ in.; 4. Marianne Morache, Scanlan Playground, Chicago, 8 ft. 2½ in.
- Basketball Throw—1. Cel Rutledge, Texas A.C., Austin, 110 ft. 8 in. (new championship record); 2. Delia Burchfield, Cosmopolitan Club, Topeka, 104 ft. 2 in.; 3. Jean Hofbauer, O'Halleran Playground, Chicago, 102 ft. 9½ in.; 4. Gloria Kemp, Cosmopolitan Club, 84 ft. 3½ in.
- Running High Jump—1. Darlene Everhart, Cosmopolitan Club, Topeka, 5 ft. (new championship record); 2. Marlene Pope, Cleveland Div. of Rec., 4 ft. 9 in.; 3. Susan Mehigan, Unat., Chicago, 4 ft. 7 in.; 4. Sylvia Cox, Ohio Track Club, 4 ft. 7 in.
- Team Score—Mayor Daley Youth Foundation, 41; Cosmopolitan Club, Topeka, Kansas, 16; Cleveland Div. of Rec., 12; Texas A.C., Austin, Texas, 8; Tantiy A.C., San Francisco, Calif., 6; De Kalb Young Peoples Club, DeKalb, Ill., 5; Ohio Track Club, Columbus, Ohio, 5; St. Anthony's C.Y.O., Wilmington, Delaware, 3; Bensenville A.C., Bensenville, Ill., 2; O'Halleran Playground, Chicago, Ill., 2; Winnipeg Hounds Club, Canada, 2; Scanlan Playground, Chicago, 1; Tortoise Club, Manitoba, Canada, 1.


NATIONAL COLLEGIATE A.A. TRACK AND FIELD CHAMPIONSHIPS

—Berkeley, Calif., June 17-18, 1960

- The top six American finishers in each final event qualified for the U.S. Olympic trials. x-designates foreign competitors, ineligible for U.S. Olympic team.
- 100-Meter Dash—1. Charlie Tidwell, Kansas, :10.2 (equals meet record); 2. Paul Winder, Morgan State, :10.3; 3. Larry Dunn, Arizona, :10.4; 4. Willie White, California, :10.4; 5. *Tom Robinson, Michigan (Bahamas), :10.5; 6. Jack Higgins, Puget Sound, :10.6. (Additional Olympic trials qualifier—Vance Robinson, North Carolina College, :10.6).
- 200-Meter Dash—1. Charlie Tidwell, Kansas, :20.8; 2. Stone Johnson, Grambling, :21.1; 3. Paul Winder, Morgan State, :21.3; 4. Dee Givens, Oklahoma, :21.3; 5. *Tom Robinson, Michigan (Bahamas), :22.4; 6. Paul Drayton, Villanova, :21.4. (Additional Olympic trials qualifiers—Willie Williams, San Jose State, :21.5).
- 400-Meter Run—1. Ted Woods, Colorado, :45.7; 2. Vic Hall, Cal Poly, San Luis Obispo, :46.1; 3. Walt Johnson, North Carolina College, :46.2; 4. Dave Myers, Central Michigan, :46.5; 5. Richard Edmunds, Princeton, :46.6; 6. Jack Youman, California, :46.8.
- 800-Meter Run—1. *George Kerr, Illinois (Jamaica), 1:46.4 (NCAA and meet record; Old record 1:46.7 by Arnie Sowell, Pittsburgh, 1956); 2. Jerry Siebert, California, 1:46.9; 3. Ernie Cunliffe, Stanford, 1:47.6; 4. Jim Stack, Yale, 1:48.4; 5. *Joe Mullins, Nebraska (Canada), 1:48.6; 6. Lee Martin, Morgan State, 1:48.7. (Additional Olympic trials qualifiers—Louis Rodriguez, Cal Poly, San Luis Obispo, 1:49.0 and Bob Tague, Kansas, 1:57.4).
- 1500-Meter Run—1. Dyron Burleson, Oregon, 3:44.2. (Meet record. Old record, 3:47.3 by Don Delany, Villanova, 1958.) 2. Bob Holland, UCLA, 3:47.5; 3. Milford Dahl, UCLA, 3:47.9; 4. Paul Welburn, Occidental, 3:48.3; 5. Bill Dotson, Kansas, 3:48.7; 6. George Larson, Oregon, 3:49.7.
- 5000-Meter Run—1. x-Al Lawrence, Houston (Australia), 14:19.8. (Meet record. Old record 14:36.3 by Wes Santee, Kansas, 1952); 2. x-Pat Clohessey, Houston (Australia), no time; 3. Ken Brown, Illinois, 14:33.0; 4. Bob Kanekan, Missouri, 14:48.0; 5. Billy Mills, Kansas, 14:48.5; 6. Bob Vinton, Connecticut, 14:48.8. (Additional Olympic trials qualifiers—Miles Eisenman, Oklahoma State, 14:55.9, and Jarrard Ashmore, Western Michigan, 15:02.0).
- 3000-Meter Steeplechase—1. Charlie Clark, San Jose State, 9:02.1 (meet record, old record 9:16.5 by Henry Kennedy, Michigan State, 1956); 2. Steve Moorhead, Penn State, 9:16.6; 3. *Mauri Jormakka, Eastern Michigan (Finland), 9:18.7; 4. Ray Huges, Arizona, 9:30.6; 5. *John Macy, Houston (Poland), 9:21.8; 6. Bill Peck, Occidental, 9:31.9. (Additional Olympic trials qualifiers—Don Treatheway, Western Washington, 9:21.9 and Robert Love, Brown, 9:23.0).



John Kelly, 20 kilo run and marathon champion.



Henk Visser, outdoor broad jump titlist.



Aubrey Dooley, outdoor pole vault champion.




Al Lawrence receives trophy after winning national cross country title.

- 110-Meter High Hurdles—1. Johnson, UCLA, :14.0; 2. Dave Odegard, Minnesota, :14.0; 3. Dave Edstram, Oregon, :15.0; 4. Bernard Casey, Bowling Green, :14.3; 5. Ray Cunnigham, Texas, :14.3; 6. Clarence Treat, Occidental, :14.3.
- 400-Meter Hurdles—1. Cliff Cushman, Kansas, :50.8; 2. Ron Alblowich, Georgia Tech, :51.7; 3. Ray Wilson, Texas, :52.2; 4. Fran Washington, Winston-Salem, :52.3; 5. Dick Cephas, Michigan, :52.3; 6. James Thomas, New Mexico State, :52.7.
- Discus—1. Dick Cochran, Missouri, 188 ft. 3½ in.; 2. Jim Wade, USC, 176 ft. 3½ in.; 3. Jim Burke, Arizona, 172 ft. 2 in.; 4. Jerry Stubblefield, Oregon, 167 ft. 6 in.; 5. Glenn Passey, Utah State, 167 ft.; 6. Jack Putnam, UCLA, 166 ft. 1 in.
- High Jump—1. John Thomas, Boston Univ., 7 ft. meet record. Old record 6 ft. 11½ in. by Ernie Shelton, USC, 1955; 2. Charles Lewis, Grambling, 6 ft. 9 in.; 3. (tie), Carl Williams, San Jose State; and Charlie Dumas, USC, 6 ft. 8 in.; 5. Vance Barnes, San Jose State, 6 ft. 7 in.; 6. Henry Wyborney, Washington State, 6 ft. 6 in.
- Hammer—1. x-John Lawlor, Boston U. (Ireland) 209 ft. 2 in. (meet record, surpasses his own 207 ft. 5 in., set in 1959); 2. Stan Doten, Harvard, 197 ft. 8½ in.; 3. Dave Cross, Yale, 185 ft. 7 in.; 4. Roger Wilson, Harvard, 180 ft. 11 in.; 5. Judd Sage, Navy, 179 ft. 6 in.; 6. Jim Pryde, U.C., Santa Barbara, 173 ft. ½ in. (additional) (Olympic trials qualifier Ed Burke, San Jose State, 161 ft. 7 in.).
- Javelin—1. Bill Alley, Kansas, 268 ft. 9 in. (meet record, surpasses own 264 ft. 2 in. set yesterday). 2. Gary Stenlund, Oregon State, 246 ft. 3 in.; 3. Terry Boucher, Kansas, 245 ft. 7 in.; 40. Ron Ulrich, UCLA, 237 ft. 1 in.; 5. Richard Mills, Chico State, 236 ft. 3½ in.; 6. Bob Sbordone, USC, 234 ft. 5 in.
- Shotput—1. Dallas Long, USC, 61 ft. 9 in. (meet record, surpasses 60 ft. ½ in. by Ken Bantum, Manhattan, 1956); 2. Jerry Winter, Stanford, 57 ft. 10¾ in.; 3. Mike Lewis, Occidental, 57 ft. 6½ in.; 4. Ed Nutting, Georgia Tech, 57 ft. 0 in.; 5. Clark Branson, UCLA, 56 ft. 2½ in.; 6. Joe Marchiony, Manhattan, 55 f. 5½ in.
- Broad Jump—1. Ralph Boston, Tennessee A&I, 25 ft. 5¾ in.; 2. *Henk Visser, US Santa Barbara (Netherlands), 25 ft. 5¼ in.; 3. Darrell Horn, Oregon State, 25 ft. 0 in.; 4. *Les Bird, Michigan (Jamaica), 24 ft. 11½ in.; 4. Don Meyer, Colorado, 24 ft. 8½ in.; 6. Jerry Close, Oregon, 24 ft. ½ in. (Additional Olympic trials qualifiers—Bob Ritchie, Nevada, 23 ft. 11½ in., John Kelly, Stanford, 23 ft. 6½ in.)
- Hop, Step and Jump—1. Luther Hayes, USC, 50 ft. 11½ in. (meet record, old record 50 ft. 4¾ in. by Bill Sharpe, West Chester State, 1956); 2. Darrell Horn, Oregon State, 48 ft. 7½ in.; 3. John Kelly, Stanford, 48 ft. 5¼ in.; 4. Joe Middleton, Winston-Salem, 48 ft. 3 in.; 5. *Paul Foreman, Illinois (Jamaica), 47 ft. 9¾ in.; 6. *Sol Akpata, Michigan State (Nigeria) 47 ft. ¾ in. (Additional Olympic trials qualifiers—Winston Doby, UCLA9, Salem, 46 ft. 9½ in.).
- Pole Vault—1. J. D. Martin, Oklahoma, 14 ft. 9 in.; 2. (tie) Aubrey Dooley, Oklahoma State; Dick Kimmel, San Jose State; Wayne Wilson, Washington State; Henry Wadsworth, Florida; Jim Brewer, USC; Dexter Eikins, SMU; Dick Clark, North Texas State, 14 ft. 6 in.
- Final Scores—Kansas 50; USC 37; UCLA 31; Oregon and Oregon State 22; Boston University, Houston, San Jose State and Stanford 20; Illinois 18; Arizona and Grambling 16; Morgan State 15; Missouri and Oklahoma 14; California 13; Colorado, Georgia Tech, Harvard and Occidental 12; Michigan, Tennessee A&I and Yale 10; UC Santa Barbara 9; Cal Poly of San Luis Obispo, Texas, Minnesota, Penn State and Winston-Salem 8; Eastern Michigan and North Carolina College 6, Bowling Green, Central Michigan and Washington State 4; North Texas, Florida, Oklahoma State, SMU 3; Chico State, Navy, Nebraska, Princeton, Utah State 2; Connecticut, Manhattan, Michigan State, New Mexico State, Puget Sound and Villanova 1.


INTER-SERVICE CHAMPIONSHIPS

At Quantico, Virginia, June 10-11, 1960


- 100-Meter Dash—1. Tom Fuller, Air Force, 0:10.3; 2. George Greene, Air Force, 0:10.4; 3. Ed Collymore, Marine Corps, 0:10.4; 4. Walt Fillman, Marines, 0:10.5.
- 200-Meter Dash—1. Collymore, Marines, 21.1; 2. Fillman, Marines, 21.4; 3. Gainey, Army, 21.6; 4. McCullough, Army, 21.7.
- 400-Meter Run—1. Dave Robertson, Army, 0:47.7; 2. Harold Caffey, Army, 0:48.1; 3. Jennis White, Army, 0:49; 4. Charles Carleson, Army, 0:49.




Hayes Jones, 60 yards and 100 meter hurdles winner.



Ernie Cunliffe, 1,000 yard indoor champion.



Dick Howard, 200 meter hurdles champion.




Jim Beatty, indoor mile winner.

- 800-Meter Run—1. Ty Hadley, Army, 1:50.3; 2. George Kattermann, Navy, 1:51.2; 3. Mark Lipscomb, Marines, 1:51.4; 4. Gary Parr, Army, 1:52.8.
- 1,500-Meter Run—1. Rodda, Army, 3:45.5; 2. Fleming, Marines, 2:45.5; 3. Hadley, Army, 3:49.3; 4. Close, Marines, 3:51.7.
- 5,000-Meter Run—1. Max Truex, Air Force, 14:29.2; 2. Lew Stieglitz, Navy, 14:44.2; 3. Alex Breckenridge, Marines, 14:44.6; 4. Zeke Swirner, Army, 14:48.6.
- 10,000-Meter Run—1. Breckenridge, Marines, 32:19.8; 2. Guenther, Army, 33:08.6 (only two starters).
- 3,000-Meter Steeplechase—1. Young, Army, 9:09.8; 2. Jones, Army, 9:32.4; 3. Matza, Army, 9:38.4; 4. Shul, Air Force, 9:46.8.
- 110-Meter Hurdles—1. Cobb, Navy, 13.7; 2. Ball, Air Force, 14.1; 3. Klicker, Navy, 14.3; 4. Roberts, Air Force, 14.6.
- 400-Meter Hurdles—1. Eddie Southern, Air Force, 0:51.7; 2. Roy Thompson, Army, 0:52.7; 3. Dave Klicker, Navy, 0:53; 4. Dale O'Conner, Air Force, 0:53.7.
- Broad Jump—1. Bo Roberson, Army, 25 ft. 1½ in.; 2. Jim Gamble, Army, 24 ft. 4¼ in.; 3. Harold Shultz, Air Force, 24 ft. 2½ in.; 4. Al Harris, Army, 23 ft. 5 in.
- Discus Throw—1. Jay Sylvester, Army 180 ft. 7½ in.; 2. John Egan, Army, 171 ft. 5½ in.; 3. Robert Van Dee, Army, 165 ft. 7½ in.; 4. Eino Keerd, Army, 162 ft. 11½ in.
- Hammer Throw—1. Ed Bagdonas, Army, 203 ft.; 2. Bill McWilliams, Army, 190 ft. 7½ in.; 3. Eino Keerd, Army, 182 ft. 6½ in.; 4. Carroll Miller, Marines, 142 ft. 9 in.
- Shot-Put—1. Nieder, Army, 62 ft. 7 in.; 2. Silvester, Army, 58 ft. 9¾ in.; 3. Frye, Army, 54 ft. 5¼ in.; 4. Allen, Marines, 53 ft. 2¼ in.
- Javelin—1. Sikorsky, Marines, 257 ft. 6½ in.; 2. Cantello, Marines, 249 ft. 9½ in.; 3. Covelli, 221 ft. 8½ in.; 4. McGorty, Marines, 216 ft. 11 in.
- Hop, Step and Jump—1. Floorke, Army, 45 ft. 5 in.; 2. Harris, Army, 48 ft. 3 in.; 3. Knaub, Navy, 45 ft. 4½ in.; 4. Powell, Air Force, 44 ft. 1 in.
- High Jump—1. Gardner, Marines, 6 ft. 8 in.; 2. Ashley, Army, 6 ft. 6 in. 3. Barksdale, Army, 6 ft. 4 in.; 4. Fehlin, Marines, 6 ft. 4 in., (places decided on fewer number of misses).
- Pole Vault—1. Bragg, Army, 15 ft. 3 in.; 2. Gutowski, Marines, 15 ft. 3 in.; 3. Schwarz, Marines, 15 ft. 4 in. Johnston, Army, 14 ft. 6 in.; (first place decided on fewer number of misses).


NATIONAL ASSOCIATION OF INTERCOLLEGIATE ATHLETICS CHAMPIONSHIPS

Sioux Falls, South Dakota, June 3-4, 1960


- 100 Meter Dash—1. John Moon, Tennessee A. & I. State Univ., 10.5; 2. Eugene White, Florida A. & M., 10.6; 3. Fred Schaefer, East Texas State, 10.6; 4. Vance Robinson, North Carolina College, 10.7; 5. Homer Jones, Texas Southern, 10.7; 6. Ron Schieber, Illinois State Normal, 10.8.
- 200 Meter Dash—1. Stone Johnson, Grambling College, 21.2; 2. Fred Schaefer, East Texas State, 21.3; 3. Charles Frazier, Texas Southern, 21.3; 4. John Moon, Tennessee State Univ., 21.3; 5. Vance Robinson, North Carolina College, 21.4; 6. John West, East Texas State, 21.6.
- 400 Meter Run—1. Bill Miller, Southern University, 47.0; 2. Walter Johnson, North Carolina College, 47.1; 3. Ronald Henderson, Dillard University, 47.4; 4. Wesley Rehberg, Montclair State, 47.9; 5. Rich Simmons, Graceland College, 47.9; 6. Charles Lewis, Winston-Salem, 48.0. (New championship record).
- 800 Meter Run—Ted Nelson, Mankato State, 1:49.7; 2. Bert Ohlander, Western Illinois, 1:50.6; 3. Soc Bagiackas, East Texas State, 1:51.8; 4. Frederick Wilkerson, Southern University, 1:51.9; 5. Glynn Petty, Howard Payne, 1:52.9; 6. Sam Rivers, Florida A. & M., 1:53.1.
- 1,500 Meter Run—1. Gonzalo Javier, Emporia State, 3:52.8; 2. Larry Snell, Kearney State, 3:53.8; 3. Bill Kozar, Western Illinois, 3:53.9; 4. Ian Stewart, Lamar Tech, 3:55.1; 5. Clyde Carpenter, Eastern Washington, 3:58.0; 6. Frank Schweizer, Mankato State, 3:58.2.
- 5,000 Meter Run—1. Ian Stewart, Lamar Tech, 14:51.3; 2. Odvar Helgesen, North Dakota State, 15:08.0; 3. Larry Ward, Redlands University, 15:16.8; 4. Richard Mittelstadt, Mankato State, 15:18.1; 5. Dick Shirey, Slippery Rock, 15:19.2; 6. Larry Snell, Kearney State, 15:27.7. (New championship record).



Harold Connolly, hammer throw titlist.



Earlene Brown, outdoor shot put champion.



Wilma Rudolph, indoor 100 yard and outdoor 100 and 200 meter dash winner.



Marjorie Larney, javelin throw champion.

- 3,000 Meter Steeplechase—1. Don Trethewey, Western Washington, 9:35.2; 2. Larry Ward, Redlands University, 9:42.5; 3. J. Schoenecker, St. John's (Minn.), 9:50.9; 4. Paul Abrahamson, Jamestown, 9:52.8; 5. Hykle Vander Wal, East Texas State, 9:57.7; 6. Richard Anderson, Winona State, 9:59.7. (New Championship record).
- 110 Meter High Hurdles—1. Ralph Boston, Tenn. State, 14.1; 2. Carl Brown, Winston-Salem, 14.4; 3. Fran Washington, Winston-Salem, 14.5; 4. Gary Fuller, Eastern Washington, 14.7; 5. Charles Bode, East Texas State, 14.9; 6. Joseph Middleton, Winston-Salem, 15.1.
- 200 Meter Low Hurdles—1. Fran Washington, Winston-Salem, 23.5; 2. Ralph Boston, Tennessee State, 23.6; 3. Charles Bode, East Texas State, 24.1; 4. Landis Franklin, Emporia State, 24.4; 5. Gary Fuller, Eastern Washington, 24.5; 6. Barney Allen, Texas Southern, 24.6.
- 400 Meter Hurdles—1. Dick Watson, Texas A. & I., 51.7; 2. Fran Washington, Winston-Salem, 52.0; 3. Denny Driskill, Central Washington, 53.0; 4. Cornelius Patterson, New Mexico Western, 55.0; 5. Buddy McKee, East Texas State, 55.9; 6. Jon Albitz, Slippery Rock, 56.0. (New championship record).
- Javelin Throw—1. Bob Denson, Washburn Univ., 233 ft.; 2. Charles Wilkinson, Redlands University, 219 ft. 5½ in.; 3. Royce Nettle, Sam Houston State, 216 ft.; 4. Russ Miller, Emporia State, 213 ft. 11½ in.; 5. Frank Cabbage, Western Montana, 211 ft. 2½ in.; 6. Ed Diem, Dickinson State, 199 ft. 5 in.
- Broad Jump—1. Ralph Boston, Tennessee State, 25 ft. 7¼ in.; 2. Bill Miller, McMurry, Texas, 24 ft. 8¾ in.; 3. James Baird, East Texas State, 24 ft. 7¼ in.; 4. Godfrey Moore, Winston-Salem, 24 ft. ¼ in.; 5. Joseph Middleton, Winston-Salem, 23 ft. 9 in.; 6. Noel Certain, Emporia State, 23 ft. 5½ in. (New championship record).
- Shot Put—1. Dick Verdon, Redlands University, 54 ft. 2½ in.; 2. Garland Boyette, Grambling, 53 ft. 1¼ in.; 3. Jim Jacobs, Kearney State, 53 ft. 10¾ in.; 4. Fran Hircocok, Kearney State, 52 ft. 10¾ in.; 5. Jim Cain, Washburn, 52 ft. 7¼ in.; 6. Vince Asaro, Whittier, 51 ft. 8¼ in.
- Discus Throw—1. Fred Schaeffer, Whitworth, 167 ft. ½ in.; 2. Dave Williams, Hastings College, 159 ft. 5 in.; 3. Jim Cain, Washburn Univ., 156 ft. 3½ in.; 4. Jim Jacobs Kearney State, 151 ft. 4½ in.; 5. Bill Finch, Sam Houston, 150 ft. 11½ in.; 6. Bob Roy, Willamette, 149 ft. 3 in.
- Pole Vault—1. Bob Oden, Emporia State and Roger Biffle, Humboldt State, 14 ft. ¼ in.; 3. Ed Wilson, Southwest Texas, Merlin Lawrence, Kearney and John Denmark, Florida A. & M., 13 ft. 6¾ in.; 6. Dick Moultrie, Whitworth, 13 ft. 1 in.
- Hop, Step and Jump—1. Godfrey Moore, Winston-Salem, 47 ft. 5 in.; 2. Joseph Middleton, Winston-Salem, 46 ft. 10 in.; 3. James Baird, East Texas State, 45 ft. 11 in.; 4. Gayle Brewer, Chapman, 45 ft. 4½ in.; 5. Jack Osborne, Hastings, 45 ft. 1½ in.; 6. Marvin Rouse, Winona State, 45 ft. (New championship record).
- High Jump—1. Charles Lewis, Grambling and Ken Ashley, Willamette, 6 ft. 7 in.; 3. Lloyd Little, Southwest Texas, Charles Richards, Emporia, Leroy Seth, Eastern Washington, Ralph Boston, Tenn. State, John Hudson, Ft. Hays (Kans.) State, John Plankey, Valley City Teachers, Bob Roenicke, Redlands University, Monroe Fordham, Emporia State and Jim Douglas, Seattle Pacific, 6 ft. 2 in.
- 440 Yards Relay—1. Univ. of South Dakota, 43.0; 2. Montclair State, 43.1; 3. Winston-Salem, 43.3; 4. Nebraska Wesleyan, 43.8; 5. Mankato State, 43.9.
- Mile Relay—1. Southern University, 3:14.5; 2. Florida A.&M., 3:16.0; 3. McMurry State (Tex.), 3:16.5; 4. Montclair State, 3:17.7; 5. Redlands Univ., 3:19.0; 6. Kearney State (Neb.), 3:20.2.
- Team Score—1. Winston-Salem T.C., 58; 2. East Texas State College, 45; 3. Tenn. A. & I., 43-4/9; 4. Redlands Univ., 33-4/9; 5. Kansas State Teachers College, 30-8/9; 6. Gambling College, (La.), 27; Kearney (Neb.) St. Teachers College, 27; 8. Washburn Univ., 18; 9. Mankato (Minn.) St. College, 15; 10. Lamar Tech. (Tex.) North Carolina College, Southern University, Western Illinois University, 14; 14. Florida A&M, 13; 15. Whitworth (Wash.); 11; 16. Texas A. & I., Hastings (Neb.) College, Western Washington College, Willamette Univ., 10; 20. Eastern Washington College, 9-4/9; 21. Humboldt (Calif.) State, Texas Southern Univ., 9; 23. McMurry (Tex.) College, Sam Houston (Tex.) State, North Dakota State College, 8; 26. Central Washington College, Dillard University, St. John's (Minn.) Univ., 6; 29. Southwest Texas State, 5-4/9; 30. Jamestown, (N. D.) College, Montclair (N. J.), New Mexico Western, Chapman College, 4; 34. Slippery Rock State (Pa.), 3; 35. Howard Payne (Tex.) Col., Western Montana College, Winona (Minn.) State Col., Graceland College, Iowa, 2; 39. Fort Hays (Kans.) State, Seattle Pacific College, Valley City (N. D.) State, 1-4/9; 42. Dickinson (N. D.) State College, Whittier, (Calif.) College, Illinois State Normal, 1.

I.C.A.A.A. OUTDOOR TRACK AND FIELD CHAMPIONSHIPS

Held at Villanova, Pa., May 27-28, 1960

- 100-Yard Dash—1. Brown, Penn. State, 9;7; 2. Budd, Villanova; 3. Drayton, Villanova; 4. Givens, Conn.; 5. Fernandez, Manhattan.
- 220-Yard Dash—1. Brown, Penn State, 20.6; 2. Fernandez, Manhattan; 3. Budd, Villanova, 20.8; 4. Givens, Conn., 20.8; 5. Snyder, Yale, 21.1.
- 440-Yard Run—1. Wedderburn, N.Y.U., 47.4; 2. Edmunds, Princeton, 47.6; 3. Stack, Yale, 47.7; 4. Raemore, Villanova, 47.9; 5. Barnwell, Pitt, 48.0.
- 880-Yard Run—1. Carroll, Yale, 1:51.9; 2. Dante, Villanova, 1:52.6; 3. Brandeis, Cornell, 1:52; 4. Evans, Manhattan, 1:52.9; 5. Bowers, Holy Cross, 1:53.2.
- Mile Run—1. Engelbrink, Penn State, 4:09.1; 2. Mullin, Harvard, 4:10.6; 3. Vinton, Georgetown, 4:11.5; 4. Paranya, Wesleyan, 4:11.8; 5. Groom, Cornell, 4:11.8.
- 3-Mile Run—1. Lowe, Brown, 14:12.0; 2. Laris, Dartmouth, 14:13.0; 3. Levin, N.Y.U., 14:15.8; 4. Weber, Penn State, 14:18.8; 5. Walheim, LaSalle, 14.18.8.
- 3,000-Meter Steeplechase—1. Lowe, Brown, 9:35.0; 2. Moorhead, Penn State, 9:37.0; 3. Rush, Pitt, 9:39.6; 4. Cooper, Fordham, 9:47.7; 5. Brown, N.Y.U., 9:50.5.
- 120-Yard High Hurdles—1. Pras, Villanova, 14.1; 2. Luck, Yale; 3. Cohen, Columbia; 4. Cuthbert, Penn State; 5. White, Manhattan.
- 440-Yard Hurdles—1. Moreland, Brown, 52.6; 2. Whie, 53.5; 3. Damashek, N.Y.U., 53.9; 4. Manning, Manhattan, 55.0. Luck, Yale, finished 2nd but was disqualified.
- Broad Jump—1. Reed, Pennsylvania, 24 ft. ½ in.; 2. Buckley, Villanova, 23 ft. 7¼ in.; 3. Cooper, St. John's, 23 ft. 6¼ in.; 4. Glass, St. John's, 23 ft. 5¾ in.; 5. Douglas, Bates, 23 ft. 3½ in.
- Hop, Step, Jump—1. Cooper, St. John's, 46 ft. 11 in.; 2. Ramey, Penn State, 46 ft. 5½ in.; 3. White, Villanova, 46 ft. 1¼ in.; 4. Reed, Pennsylvania 45 ft. 11½ in.; 5. Douglas, Bates, 45 ft. 5 in.
- High Jump—1. Thomas, Boston Univ. 7 ft. 1½ in. (betters recognized world record); 2. Campbell, Penn State, 6 ft. 4 in.; 3. tie among Mikulina, Cornell and White and Fariera, Penn State, 6 ft. 2 in.
- Pole Vault—1. tie among Berlinger, Penn. Andersen, Maryland, Glass, Maryland and Kleinhans, Michigan, 14 ft.; 5. tie between Peters, Penn State and Finch, Cornell, 13 ft.
- Shot Put—1. Marchiony, Manhattan, 56 ft. 31 in.; 2. Batdorf, Pennsylvania, 53 ft. 5½ in.; Donini, Villanova, 51 ft. 7½ in.; 4. Cohen, Harvard, 51 ft. 6¾ in.; 5. Kohler, Fordham, 51 ft. 6¼ in.
- Discus Throw—1. Batdorf, Pennsylvania, 169 ft. 5 in.; 2. Kohler, Fordham, 164 ft. 2 in.; 3. Pyle, Yale, 163 ft. 4½ in.; 4. Musser, Penn State, 160 ft. 2½ in.; 5. Kanell, Pittsburgh, 158 ft. 6 in.
- Hammer Throw—1. Lawlor, Boston Univ., 199 ft. 7½ in.; 2. Doten, Harvard, 195 ft. 8½ in.; 3. Cross, Yale, 181 ft. 4½ in.; 4. Wilson, Harvard, 180 ft. 11 in.; 5. Bailey, Harvard, 178 ft. 6½ in.
- Javelin Throw—1. Kovalkides, Maryland, 235 ft. 7 in.; 2. Thurber, Princeton, 224 ft. 8½ in.; 3. Crawshaw, Conn., 222 ft. 1½ in.; 4. Livingston, Yale, 210 ft. 10½ in.; 5. Schwab, Penn State, 207 ft. 3 in.
- Mile Relay—1. Villanova (Mannion, Wagner, DeAngeles, Raemore) 3:12.0; 2. Manhattan 3:14.2; 3. Penn State, 3:14.2; 4. Fordham, 3:15.5; 5. St. John's.
- Team Scores—Villanova, 38; Penn State, 37½; Manhattan, 23; Penn, 21½; Yale, 21; Brown, 15; Harvard, 13; N.Y.U., 12; Maryland, 12; Boston Univ. 10; Fordham, 9.

I.C.A.A.A. INDOOR TRACK AND FIELD CHAMPIONSHIPS

Held at New York, N. Y., March 11, 1961

- 35-Pound Weight Throw—1. Henry Sage, Navy, 63 ft. 4¼ in.; (meet record; old record, 63 ft. ¼ in. by John Lawlor, Boston U., 1960); 2. Stan Doten, Harvard, 61 ft. 1¾ in.; 3. Ed Bailey, Harvard, 59 ft. 7½ in.; 4. Earle Beasley Tufts, 56 ft. 11 in.; 5. Mike Schenker, Cornell, 56 ft. 2½ in.

- Broad Jump—1. Robert O'Brien, Manhattan, 24 ft.; 2. Solomon Akpata, Michigan State, 23 ft. 10 in.; 3. James Thomas, Wesleyan, 23 ft. 8½ in.; 4. Charles Thorell, Navy, 23 ft. 3½ in.; 5. Ed Vamos, Pitt, 23 ft. ¾ in.
- Shot Put—1. William Joe, Villanova, 54 ft. 6¼ in.; 2. Gerald Donini, Villanova, 54 ft. 3½ in.; 3. Ed Kohler, Fordham, 54 ft.; 4. Richard Brown, Navy, 53 ft. 11 in.; 5. Gerald Clements, Army, 53 ft. 7¾ in.
- Pole Vault—1. John Murray, Cornell, 14 ft. 6 in.; 2. Tie between Robert Verbick, Marquette and Charles Mitchell, Princeton, 14 ft.; 4. Tie among Mike Terry Notre Dame, Edward Rector, Navy, and Oakley Andrews, Yale, 13 ft. 8 in.
- 1,000-Yard Run—1. Thomas Carroll, Yale; 2. Arthur Evans, Manhattan; 3. John O'Reilly, Georgetown; 4. Frank Tomeo, Fordham; 5. Fred Howard, Harvard. Time, 2:10.7.
- 60-Yard High Hurdles—1. Leon Pras, Villanova; 2. Jay Luck, Yale; 3. William Flippin, Yale; 4. John Ebers, Dartmouth; 5. Charles Hammock, Villanova. Time: 0:07.4 (equals championship record).
- 60-Yard Dash—1. Frank Budd, Villanova; 2. Robert Brown, Penn State; 3. Paul Rrayton, Villanova. Time, 0:06.1 (equals championship record).
- Two-Mile Run—1. Robert Mack, Yale; 2. Gerald Young, Michigan State; 3. Thomas Laris, Dartmouth; 4. Pat Traynor, Villanova; 5. Tom Dempsey, Notre Dame. Time, 9:08.6.
- Two-Mile Relay—1. Holy Cross (John O'Connor, James Bowers, Tom Noering, Charles Buchta); 2. Villanova; 3. Manhattan; 4. Army; 5. N.Y.U. Time, 7:43.5.
- Mile Relay—1. Princeton (William Walpole, Whitney Azyo, John Gardner, Richard Edmunds); 2. St. John's; 3. Manhattan; 4. N.Y.U.; 5. Georgetown. Time, 3:20.2. (Villanova finish third but was disqualified).
- High Jump—1. John Thomas, Boston U., 6 ft. 6 in.; 2. tie among William Flippin, Yale; Sam Streibert, Yale; Richard Campbell, Penn State; and Jerry Wetstone, Penn State, 6 ft. 4 in.
- One-Mile Run—1. Steve Paranya, Wesleyan; 2. Steve Moorhead, Penn State; 3. Gerald Norman, Penn State; 4. Art Freeman, Boston U.; 5. Eric Groom, Cornell. Time, 4:15.6.
- 660-Yard Run—1. Jim Stack, Yale; 2. Jim Wedderburn, N.Y.U.; 3. Larry St. Clair, Manhattan; 4. Kye Courtney, Manhattan; 5. Carl Christensen, Boston U. Time, 1:10.6.
- Team Scores—Yale, 30; Villanova, 29; Manhattan, 20; Penn State, 16; Navy, 10; Princeton, 8½; Michigan State, Harvard, Wesleyan, Boston U., 8; N.Y.U., Cornell, 7; Dartmouth, 6; Fordham, Holy Cross, 5; St. John's, 4; Marquette, 3½; Army, 3; Notre Dame, Tufts, 2; Pittsburgh, 1.

A.A.U. INTERSCHOLASTIC TRACK AND FIELD CHAMPIONSHIPS

—New York, N. Y., February 25, 1961

- 60 Yard Dash—1. Paul Anthony, George W. Wingate H.S., N.Y., 6.2s; 2. Dudley Long, Wilson Vocational, N.Y.; 3. Melvin Posey, Franklin K. Lane, N.Y.; 4. Fred Hamlett, Boston Trade; 5. Herbert Allen, George Washington, N. Y. Time equals championship record.
- 60 Yard High Hurdles—1. Ernest Wilson, Plainfield, N.J.H.S. 7.5s; 2. Bill Covington, Morris Hills, H.S., N.J.; 3. Kenneth Coniglio, Bishop Loughlin H.S., N.Y.; 4. Kevin O'Brien, Belmont H.S., Mass.; 5. Foy Woodton, Union H.S., N.J.
- 440 Yard Run—1. Thomas Pope, Abraham Lincoln H.S., N.Y., 51.6s; 2. Stan Kozlowski, Perth Amboy, N.J. H.S.; 3. Alvin Lawrence, East New York Vocational; 4. John Calderon, Oceanside H.S., L.I., N.Y.; 5. John Brooks, Rindge Tech, Cambridge, Mass.
- 1000 Yard Run—1. Thomas Farrell, Archbishop Molloy H.S., N.Y., 2:16.1; 2. Ronnie Bryant, Andrew Jackson H.S., N.Y.; 3. Robert McIlvain, III, The Hill School, Pottstown, Pa.; 4. Robert Credle, Boston Tech; 5. Peter Scott, Scituate H.S., Mass.
- One Mile Run—1. Tom Camien, Sewanhaka, 4:23.1; 2. James Waite, St. Agnes Cathedral H.S., Rockville Center, L.I., N.Y.; 3. Stephen Ball, Etobicoke Collegiate Institute, Islington, Ont., Canada; 4. Joseph Lynch, La Salle Military Academy, L.I., N.Y.; 5. Eugene Tetreault, Hartford H.S., Conn.
- 1000 Yard Relay—1. George W. Wingate H.S., N.Y. 1:48.0 (D. Edghill, J. Matthews, W. White, C. Evans); 2. White Plains H.S., N.Y.; 3. Newark Central H.S., N.J.; 4. Franklin K. Lane H.S., N.Y.; 5. Fordham Prep, N.Y.

One Mile Relay—1. St. John's Prep, Danvers, Mass. (J. Buckley, L. Box, C. Perry, J. Giarrusso) 3:27.4; 2. Franklin K. Lane H.S., N.Y.; 3. Bishop Loughlin H.S., N.Y.; 4. Andrew Jackson H.S., N.Y.; 5. Essex Catholic H.S., Newark, N.J.

Two Mile Relay—1. St. Francis Prep (S. Crispi, M. Pagano, K. O'Grady, A. Wittine), 7:56.8; 2. Seton Hall, South Orange, N.J.; 3. Archbishop Stepinac H.S., White Plains, N.Y.; 4. Holy Cross H.S., N.Y.; 5. Archbishop Molloy, N.Y. (Time betters championship record).

Shot Put—1. Richard Hart, Morrisville, H.S., Pa. 61 ft. 5/4 in.; 2. James Marshall, Barrington H.S., R.I., 55 ft. 9 in.; 3. Howard Snyder, Brookline H.S., Mass., 54 ft. 1 in.; (4. Nick Zahariodakis, Highland Park H.S., N.J., 53 ft. 1/4 in.; 5. John Pugni, Archbishop Stepinac, White Plains, N.Y., 52 ft. 7 in.)

High Jump—1. Leonard Smith, Edgewood Regional, Atco, N.J., 6 ft. 6 in.; 2. Kevin O'Brien, Belmont H.S., Mass., 6 ft. 5 in.; 3. tie among Ernest Wilson, Plainfield, Richard Ambron, Great Neck, L.I., N.Y., South Sr. H.S., and Michael O'Mera, St. Thomas More, Phila., Pa., 6 ft. 2 in.

Team Score—Wingate, 10; F. K. Lane, 9; Plainfield, 7; Archbishop Molloy, 6; Andrew Jackson, 6; Loughlin, 6; Belmont, 6; Morrisville, 5; St. Francis, 5; Sewanhaka, 5; St. John's Prep, 5; Abraham Lincoln, 5; Edgewood, 5; Barrington, Seton Hall, Archbishop Stepinac, St. Agnes, White Plains, Perth Amboy, Morris Hills, Wilson Vocational, 4; Brookline, Hill, Etobicoke, Newark Central, East New York, 3; Highland Park, Holy Cross, Boston Tech, La Salle Military Academy, Oceanside, Great Neck, St. Thomas More, Boston Trade, 2; Scituate, Hartford, Fordham Prep, Rindge Tech, George Washington, Union, 1.

U.S. MARINE CORPS CHAMPIONSHIPS

Held at Quantico, Va., June 3-4, 1960

100 Meter Dash, Walter Fillman, Quantico, 10.3; 200 meter dash, Ed Collymore, Quantico, 21.0; 400 meter run, Ed Collymore, Quantico, 47.7; 800 meter run, Mike Fleming, Quantico, 1:54.1; 1,500 meter run, Mike Fleming, 3:48.5; 5,000 meter run, Victor Zwolak, Quantico, 14:55.4; 10,000 meter run, Alex Breckenridge, Quantico, 34:39.25; 3,000 meter steeplechase, Vic Zwolak, Quantico, 9:31.1; 110 meter high hurdles, Richard Seed, Quantico, 14.8; 400 meter hurdles, Kenneth Gee, Quantico, 54.5; Shot Put, James Allen, Quantico, 54 ft. 8 in.; Discus Throw, James Allen, Quantico, 153 ft. 5/2 in.; Javelin Throw, Al Cantello, Quantico, 248 ft. 8 in.; Pole Vault, Robert Gutowski, Camp Pendleton, Calif., 15 ft.; High Jump, Robert Gardner, Quantico, 6 ft. 4/4 in.; Broad Jump, Charles Latting, Quantico, 22 ft. 3 in.; Hammer Throw, Carroll Miller, Hawaii Marines, 145 ft. 1/2 in.; Hop, Step, Jump, 43 ft. 6/4 in., Charles Latting, Quantico; Triathlon, William Knuppel, Camp Pendleton, Calif., 2,513.4 pts.

U.S. AIR FORCE TRACK AND FIELD CHAMPIONSHIPS

Held at Dyess Air Force Base, June 3-4, 1960

100-Yard Dash, L. White, ATC, 9.6s; 220 yard dash, D. Livingston, ATC, 21.0; 440 yard run, L. Williams, ADC, 48.5; 880 yard run, R. Carney, ATC, 1:54.3; Mile run, R. Carney, ATC, 4:19.4; 3 Mile Run, Max Truex, ADC, 14:17.0; 2 Mile Walk, R. Haluza, ADC, 15:30.7; 440 yard relay, ATC (Lowery, Dixon, Christian, White), 42.3; Mile relay, ADC, (Williams, Norton, Beden, Southern) 3:15.6; Sprint Medley Relay, ATC (Powell, White, Christian, Livingston) 1:56.0; Hammer Throw, J. Cummings, 113 ft. 6/2 in.; Shot Put, William Morris, ADC, 45 ft. 4/2 in.; High Jump, Elmo Slider, SAC, 6 ft. 2 in.; Broad Jump, H. Schultz, PACAF, 24 ft. 9 in.; Javelin Throw, G. Panfiloff, PACAF, 217 ft. 8/2 in.; Discus Throw, F. Covelli, ADC, 136 ft. 8/4 in.; Hop, Step, Jump, J. Powell, ATC, 47 ft. 4/2 in.; pole vault, E. Taylor, PACAF, 14 ft. Team—ADC, 75 pts.

BOSTON MARATHON

Held at Boston, Mass., April 19, 1960

1. Paavo Kotila, Finland, 2:20.54; 2. Gordon McKenzie, N.Y. Pioneer Club, 2:22.18; 3. James Green, Saugus, Mass., 2:23.37; 4. Al Conalone, Wakefield, Mass., 2:26.30; 5. Veikko Koivumaki, Finland, 2:28.30; 6. Lt. Alex Breckenridge, U.S. Marine Corps, 2:28.44; 7. Robert Carman, Pittsburgh, 2:29.06; 8. Robert Cons, Culver City A.C., 2:30.39; 9. T. C. Ryan, Long Beach, Calif., 2:32.49; 10. Robert Drake, Culver City A.C., 2:34.12.

BOSTON MARATHON WINNERS

| | | |
|------|---|----------------|
| 1897 | J. J. McDermott, New York | 2h.55m.10s. |
| 1898 | R. J. McDonald, Cambridge | 2h.42.m. |
| 1899 | L. J. Brignoli, Cambridge | 2h.54m.38s. |
| 1900 | J. J. Caffrey, Hamilton, Ontario | 2h.39m.442-5s |
| 1901 | J. J. Caffrey, Hamilton, Ontario | 2h.29m.233-5s. |
| 1902 | Samuel A. Mellor, Yonkers, New York | 2h.43m. |
| 1903 | J. C. Lorden, Cambridge, Massachusetts | 2h.41m.294-5s. |
| 1904 | Michael Spring, New York | 2h.39m.042-5s. |
| 1905 | Fred Lorz, Mohawk A.C., Yonkers, New York | 2h.38m.252-5s. |
| 1906 | Timothy Ford, Hampshire A.A. | 2h.45m.45s. |
| 1907 | Thomas Longboat, West End YMCA, Toronto, Canada | 2h.24m.24s. |
| 1908 | Thomas P. Morrissey, Yonkers, New York | 2h.25m.431-5s. |
| 1909 | Henri Renaud, Nashua, New Hampshire | 2h.53m.364-5s |
| 1910 | Fred L. Cameron, Amherst, Nova Scotia | 2h.28m.522-5s |
| 1911 | Clarence H. DeMar, N. D. A.A. | 2h.21m.393-5s |
| 1912 | Michael J. Ryan, I. A. A. C. | 2h.21m.181-5s. |
| 1913 | Fritz Carlson, Minneapolis, Minnesota | 2h.25m.144-5s. |
| 1914 | James Duffy, Hamilton, Ontario | 2h.25m.011-5s. |
| 1915 | Edouard Fabre, Richmond A.C., Montreal, Canada | 2h.31m.411-5s. |
| 1916 | Arthur V. Roth, Dorchester Club | 2h.27m.162-5s. |
| 1917 | William K. Kennedy, Morningside A.C., New York | 2h.28m.371-5s. |
| 1919 | Carl W. A. Linder, Hurja A.C., Quincy, Massachusetts | 2h.29m.132-5s. |
| 1920 | Peter Trivoulides, New York | 2h.29m.31s. |
| 1921 | Frank Zuna, Paulist A.C., New York | 2h.18m.573-5s. |
| 1922 | Clarence H. DeMar, Dorchester Club | 2h.18m.10s. |
| 1923 | Clarence H. DeMar, Melrose Post, No. 90, Amer. Legion | 2h.23m.472-5s. |
| 1924 | Clarence H. DeMar, Melrose Post, No. 90, Amer. Legion | 2h.29m.401-5s. |
| 1925 | Charles L. Mellor, Illinois A.C., Chicago | 2h.33m.003-5s. |
| 1926 | John C. Miles, Sydney Mines, Nova Scotia | 2h.25m.402-5s. |
| 1927 | Clarence H. DeMar, Melrose Post, No. 90, Amer. Legion | 2h.40m.221-5s. |
| 1928 | Clarence H. DeMar, Melrose Post, No. 90, Amer. Legion | 2h.37m.074-5s. |
| 1929 | John C. Miles, Olympic Club, Hamilton, Ontario | 2h.33m.084-5s. |
| 1930 | Clarence H. DeMar, Melrose Post, No. 90, Amer. Legion | 2h.34m.481-5s. |
| 1931 | James P. Henigan, Medford, Massachusetts | 2h.46m.454-5s. |
| 1932 | Paul De Bruyn, German-American A.C., New York | 2h.33m.362-5s. |
| 1933 | Leslie Pawson, Pawtucket, Rhode Island | 2h.31m.013-5s. |
| 1934 | Dave Komonen, Froid Mines A.A., Sudbury, Ontario | 2h.32m.534-5s. |
| 1935 | John A. Kelley, Arlington, Massachusetts | 2h.32m.072-5s. |
| 1936 | Ellison M. Brown, Alton, Rhode Island | 2h.33m.404-5s. |
| 1937 | Walter Young, Verdun, Canada | 2h.33m.20s. |
| 1938 | Leslie Pawson, Pawtucket, Rhode Island | 2h.35m.344-5s. |
| 1939 | Ellison M. Brown, Westerly, Rhode Island | 2h.28m.514-5s. |
| 1940 | Gerard Cote, St. Hyacinthe, Canada | 2h.28m.283-5s. |
| 1941 | Leslie Pawson, Pawtucket, Rhode Island | 2h.30m.38s. |
| 1942 | Joe Smith, North Medford Club | 2h.26m.511-5s. |
| 1943 | Sgt. Gerard Cote, Canadian Army, Valley Field, Canada | 2h.28m.254-5s. |
| 1944 | Gerard Cote, Montreal, Canada | 2h.31m.502-5s. |
| 1945 | John A. Kelly, West Action, Massachusetts | 2h.30m.401-5s. |
| 1946 | Styllanos Kyriakides, Athens, Greece | 2h.29m.27s. |
| 1947 | Yun Bok Suh, Seoul, Korea | 2h.25m.39s. |
| 1948 | Gerard Cote, St. Hyacinthe, P.Q., Canada | 2h.31m.02s. |
| 1949 | K. Gosta Leandersson, Sweden | 2h.31m.50-8s. |
| 1950 | Ham Kee Yong, Seoul, Korea | 2h.32m.39s. |
| 1951 | Shigeki Tanaka, Hiroshima, Japan | 2h.27m.45s. |
| 1952 | Doroteo Flores, Guatemala | 2h.31m.53s. |
| 1953 | Keizo Yamada, Japan | 2h.18m.51s. |
| 1954 | Veikko Karvonen, Finland | 2h.20m.39s. |
| 1955 | Hideo Hamamura, Japan | 2h.18m.22s. |
| 1956 | Antti Viskari, Finland | 2h.14m.14s. |

| | | |
|------|-----------------------------|-------------|
| 1957 | John J. Kelley, Boston A.A. | 2h.20.5s |
| 1958 | Franjo Mihalic, Jugoslavia | 2h.25m.54s. |
| 1959 | Eino Oksanen, Finland | 2h.22m.42s. |
| 1960 | Paavo Kotila, Finland | 2h.20m.54s. |

U.S.A. MEN'S PENTATHLON CHAMPIONSHIPS

Held at Kansas City, Mo., July 16, 1960

1. Bill Toomey, Colorado, 3,010 pts. (broad jump 22 ft. 1 3/4 in., 713 pts., javelin throw, 159 ft. 8 1/2 in., 504 pts., 200 meters, 22.4s, 853 pts., discus throw, 106 ft. 6 in., 434 pts., 1500 meters, 4:29.9, 506 pts.); 2. Kent Floerke, Kansas, 2742 pts.; 3. Jack Kuhns, U.S.C., 2600 pts.; 4. Earl Warren, Iowa, 2420 pts.

NATIONAL ALL AROUND CHAMPIONSHIPS

Held at Baltimore, Md., Aug. 14, 1960

1. Charles Stevenson, New York A.C., 7,555 pts.; 2. William Urban, New York A.C., 6,704 pts.; 3. Dave McKim, Fort Pitt Olympic Club, 6,118 pts.; 4. Gene McCleary, Harrisburg A.A., 5,431 pts.; 5. Tom Brooks, N.Y. Pioneer Club, 3,747 pts.; 6. Pete Hoyt, Cross Country Club, 3,487 pts.; 7. Jud Sage, N.Y. Pioneer Club, 3,411 pts.; 8. Glen Schwartz, Unat., Akron, Ohio, 2,882 pts.; 9. Ed Rosenberg, Cross Country Club, 2,410 pts.

SR. NAT. WOMEN'S PENTATHLON CHAMPIONSHIP

Held at Emporia, Kansas, August 5, 1960

1. Jo Anne Terry, Shot Put, 31-7/4, 686 pts.; High Jump, 5-4, 965 pts.; 200 meters, 27.0s, 763 pts.; 80 meter hurdles, 11.8s, 918 pts.; Broad Jump, 18-8, 917 pts. Total points, 4249.
2. Pat Daniels, 30-6, 660; 5-2, 923; 25.4, 896; 12.9, 771; 18-9, 922. Total, 4172.
3. Shirley Crowder, 34-9 1/4, 757; 4-4, 610; 25.4, 896; 12.0, 890; 18-3/4, 874. Total 4,027.
4. Ann Roniger, 32-1 3/4, 698; 5-0, 858; 26.6, 795; 12.8, 783; 17-3, 815. Total 3,949.
5. Irene Robertson, 31-7, 685; 4-4, 610; 25.6, 878; 11.5, 963; 16-8, 771. Total 3,907.
6. Darlene Everhart, 29-11 1/2, 647; 5-2, 923; 27.9, 695; 12.9, 771; 15-11 1/2, 717. Total 3,753.
7. Sandy Smith, 30-1, 650; 4-3, 571; 25.7, 869; 12.9, 771, 18-2 3/4, 886. Total 3,747.
8. Louise Mead, 26-4 3/4, 561; 4-3, 571, 26.2, 827; 13.2, 735; 15-3 3/4, 668. Total 3,362.
9. Barbara Brown, 33-6 1/4, 729, 5-4, 965; 28.0, 688;; 17-2 3/4, 813. Total 3,195.
10. Annie Smith, 28-8, 616; 3-10, 420; 29.6, 576;; 18-1/2, 873. Total 2,485.
11. Sharon Shepard, 45-10, 983; 4-6, 685; 30.1, 545;; Total 2,213.
12. Neomia Rogers, 30-5 3/4, 659; 5-4, 965;; Total 1,624.
13. Jean Gaertner, 28-8 1/4, 616; 5-2, 923;; Total 1,539.

U.S.A. RELAY CHAMPIONSHIPS

Held at Buffalo, N. Y., Aug. 21, 1960

- 440-Yard Relay—1. Cleveland Striders (Willie Love, Robert Miller, Fred Buckler, Nate Adams); 2. N. Y. Pioneer Club (John Rush, John Caulderon, Emile Dufau, Cliff Mack); 3. University of Chicago Track Club (Hosea Martin, Lane Patterson, Al Jacobs, Ira Murchison); 4. Baltimore Olympic Club; 5. Bruce Track Club of New York; 6. Central Jersey Track Club. Time—41.4 seconds.
- One Mile Relay—1. East York Track Club, Toronto (Bud Scott, Duog Gilbert, Stan Worsford, Bill Crothers); 2. Cleveland Striders (Dave Paige, Frank Perez, Ron Hawkins, Vance Carter); 3. New York A.C. (William Lenskold, William Clancy, Edward Moran, Art Evans); 4. University of Chicago Track Club; 5. Bruce Track Club of New York; 6. Baltimore Olympic Club. Time—3:15.2.
- 2 1/2-Mile Medley Relay—1. New York A.C. (Art Evans, William Lenskold, William Clancy, Ed Moran); 2. N. Y. Pioneer Club (Tony Cruz, Hamilton McKrae, James Brown, Rudy Mendez); 3. East York Track Club (Stan Worsford, Bill Crothers, Pete Watson, Bruce Kidd); 4. Baltimore Olympic Club; 5. Cleveland Striders; 6. Garden Town Track Club. Time—10:03.7.

NATIONAL A.A.U. DECATHLON CHAMPIONSHIP

Held at Eugene, Oregon, July 8-9, 1960

FIRST DAY'S EVENTS

- 100-Meters—1. Rafer Johnson, Los Angeles Striders, 10.6 (1080); 2. (tied) Steve Anderson, Emerald Empire A.C., 10.7 (1034), C. K. Yang, Nationalist China, 10.7 (1034), Jim Klein, Santa Barbara A.C., 10.7 (1034); 5. (tied) Dave Edstrom, University of Oregon, 10.8 (990), Bob Gutowski, U.S. Marines, 10.8 (990), Mike Herman, New York Pioneer Club, 10.8 (990), Duane McIntire, Emporia State Teachers, 10.8 (990); 9. (tied) Paul Albitz, Pittsburgh, 11.0 (908), Gene Freudenthal, Los Angeles Striders, 11.0 (908).

- Broad Jump—1. M. Herman, 26 ft. 3 in. (1220); 2. Anderson, 25 ft. 9 in. (1129); 3. Yang, 25 ft. 5 in. (1079); 4. R. Johnson, 24 ft. 9 1/4 in.; 5. Gutowski, 24 ft. 8 3/4 in.; (982); 6. Waddell, 24 ft. 5 3/4 in.; 7. Mulkey, 24 ft. 4 1/4 in. (934); 8. Edstrom, 24 ft. 3 in. (922); 9. Lawson, 23 ft. 11 1/2 in.; 10. Klein, 23 ft. 9 3/4 in. (873); 11. P. Herman, 23 ft. 8 1/4 in. (859); 12. Freudenthal, 22 ft. 7 3/4 in. (755).

- Shot Put—1. R. Johnson, 52 ft. (980); 2. Mulkey, 49 ft. 9 3/4 in. (897); 3. McIntire, 49 ft. 8 3/4 in. (895); 4. Edstrom, 49 ft. 7 in. (889); 5. Carolan, 49 ft. 2 1/2 in. (887); 6. Ross, 48 ft. 1 1/2 in. (840); 7. Yang, 46 ft. 7 3/4 in. (792); 8. Lawson, 44 ft. 4 3/4 (723); 9. Freudenthal, 4 ft. (711); 10. M. Herman, 43 ft. 6 3/4 in. (698); 11. Klein, 43 ft. 1 1/4 in. (684).

- High Jump—1. Waddell, 6 ft. 3 3/4 in. (945); 2. (tied) P. Herman, 6 ft. 2 3/4 in. (900), Freudenthal, 6 ft. 2 3/4 in. (900); 4. M. Herman, 6 ft. 2 in. (872); 5. (tied) Mulkey, 6 ft. 3/4 in. (832), Lawson, 6 ft. 3/4 in. (832); 7. (tied) R. Johnson, 5 ft. 10 in. (746), Edstrom, 5 ft. 10 in. (746), Anderson, 5 ft. 10 in. (746), McIntire, 5 ft. 10 (746), Watruba, 5 ft. 10 in. (746), Klein, 5 ft. 10 in. (746), Thoreson, 5 ft. 10 in. (746), Ross, 5 ft. 10 in. (746), Kuhns, 5 ft. 10 in. (746).

- 400-Meters—1. Yang, 48.0 (1015); 2. R. Johnson, 48.6 (958); 3. (tied) Edstrom, 49.6 (876), Dreskell, 49.6, 49.6 (876); 5. McIntire, 49.7 (868); 6. Watruba, 50.7 (793); 7. Klein, 51.0 (772); 8. (tied) Albitz, 51.4 (744), Kuhns 51.4 (744); 10. (tied) Anderson, 51.5 (737), Peterson, 51.5 (737); 12. Mulkey, 51.9 (709).

FIRST DAY TOTALS

1. R. Johnson, 4750; 2. Yang, 4555; 3. Edstrom, 4423; 4. M. Herman, 4404; 5. Anderson, 4282; 6. McIntire, 4251; 7. Mulkey, 4206; 8. Klein, 4109; 9. Lawson, 3996; 10. Freudenthal, 4850; 11. Waddell, 3823; 12. P. Herman, 3791; 13. Gutowski, 3756; 14. Watruba, 3709; 15. Kuhns, 3652; 16. Albitz, 3549; 17. Peterson, 3489; 18. Ross, 3485; 19. Dreskell, 3454; 20. Urban, 3382; 21. Pauly, 3339; 22. Carolan, 3319; 23. Peacocke, 3218; 24. H. Johnson, 2123; 25. Thoreson, 2895.

SECOND DAY'S EVENTS

- 110-Meter High Hurdles—1. C. K. Yang, Formosa, 0:14.1; 2. Tie between Rafer Johnson, Los Angeles, and Phil Mulkey, Memphis, 0:14.5; 4. Mike Herman, New York, 0:14.6; 5. Bob Lawson, Corvallis, Ore., 0:14.7; 6. Dave Edstrom, University of Oregon, 0:14.9; 7. Steve Anderson, Eugene, Ore., 0:15.0; 8. Duane McIntire, Emporia, Kan., 0:15.1; 9. Tie between Jim Kline, Santa Barbara, Calif., and Tom Waddell, Boston, 0:15.3; 11. Tie between Paul Herman, Canoga Park, Calif., and Gene Freudenthal, Los Angeles, 0:15.6.

- Discus Throw—1. Johnson, 170 ft. 6 1/2 in.; 2. Freudenthal, 149 ft. 5 in.; 3. Edstrom, 144 ft. 11 in.; 4. Kline, 44 ft. 10 1/2 in.; 5. Lawson, 141 ft. 7 in.; 6. McIntire, 139 ft. 10 in.; 7. Yang, 138 ft. 5 1/2 in.; 8. Anderson, 138 ft. 1 1/2 in.; 9. Mulkey, 133 ft. 2 1/2 in.; 10. Mike Herman, 130 ft. 6 in.; 11. Waddell, 123 ft. 3 1/2 in.; 12. Paul Herman, 116 ft. 4 1/2 in.

- Pole Vault—1. tie between Yang and Mulkey, 13 ft. 10 1/2 in.; 3. Freudenthal, 13 ft. 7 1/2 in.; 4. Johnson, 13 ft. 1/4 in.; 5. Paul Herman, 12 ft. 7 1/2 in.; 6. Mike Herman, 11 ft. 11 1/4 in.; 7. tie between Klein and Waddell, 11 ft. 7 in.; 9. Anderson, 11 ft. 5 in.; 10. Edstrom, 11 ft. 1/4 in.; 11. McIntire, 10 ft.

- Javelin Throw—1. Johnson, 233 ft. 3 in.; 2. Yang, 233 ft. 2 1/2 in.; 3. Waddell, 220 ft. 1 1/2 in.; 4. Edstrom, 213 ft. 1 in.; 5. Mulkey, 191 ft. 7 in.; 6. Klein, 189 ft. 8 in.; 7. Paul Herman, 187 ft. 1 in.; 8. Mulkey, 191 ft. 7 in.; 6. Klein, 189 ft. 8 in.; 7. Paul Herman, 187 ft. 1 in.; 8. McIntire, 185 ft. 10 in.; 9. tie between Anderson and Freudenthal, 180 ft. 1 1/2 in.; 11. Mike Herman, 171 ft 9 in.

1,500-Meter Run—1. Waddell, 4:43.2; 2. Klein, 4:44.7; 3. Paul Herman, 4:56.9; 4. Mulkey, 4:57.3; 5. Edstrom, 5:08.3; 6. Yang, 5:09.3; 7. Johnson, 5:09.9; 8. McIntire, 5:14.3; 9. Anderson, 5:27.1. Mike Herman and Freudenthal did not finish.

Leading Point Scores

| | | | |
|---------------|-------|-------------------|-------|
| Johnson | 8,683 | Mike Herman | 7,092 |
| Yang | 8,426 | Anderson | 7,018 |
| Mulkey | 7,652 | Waddell | 6,945 |
| Edstrom | 7,530 | McIntire | 6,921 |
| Klein | 7,185 | Freudenthal | 6,764 |

NATIONAL 10 KILOMETER WALKING CHAMPIONSHIP

Held at Jamaica, N. Y., May 1, 1960

1. Capt. Rudy Haluza, N. Y. Pioneer Club-U.S. Air Force, 48:03; 2. Jack Blackburn, Ohio Track Club, 49:15; 3. William Omeltchenko, N. Y. Pioneer Club, 49:53; 4. Alex Oakley, Gladstone A.C., Canada, 50:13; 5. Bruce MacDonald, N. Y. Pioneer Club, 50:19; 6. Ronald Laird, N. Y. Pioneer Club, 50:25. Team Winner—N. Y. Pioneer Club, 6 pts. (Haluz, Omeltchenko, MacDonald); 2. Penn A.C., 15 pts.

NATIONAL 15 KILOMETER WALKING CHAMPIONSHIP

Held at St. Ignace, Michigan, Sept. 5, 1960

1. Jack Blackburn, Ohio Track Club, 1:29:02; 2. Matt Rutyna, Chicago Green and Gold Club, 1:30:01; 3. Ronald Daniel, N. Y. Pioneer Club, 1:32:40; 4. John Humcke, New York A.C., 1:33:37; 5. Jack Mortland, Ohio Track Club, 1:35:09; 6. Christopher McCarthy, Univ. of Chicago Track Club, 1:37:01. Team Winner—Ohio Track Club, 6 pts. (Jack Blackburn, Mortland, John Blackburn).

NATIONAL 20 KILOMETER WALKING CHAMPIONSHIP

Held at Baltimore, Md., July 17, 1960

1. Capt. Rudy Haluza, N. Y. Pioneer Club-U.S. Air Force, 1:34:12; 2. Alex Oakley, Gladstone A.C., Toronto, 1:34:55; 3. Ronald Zinn, U.S. Military Academy, 1:35:58; 4. Robert Mimm, Penn A.C., 1:36:07; 5. Ronald Laird, N. Y. Pioneer Club, 1:39:21; 6. Bruce MacDonald, 1:40:30. Team Winner—N. Y. Pioneer Club, Team A, 8 pts. (Haluz, Laird, MacDonald); 2. Ohio Track Club, 22 pts.

NATIONAL 25 KILOMETER WALKING CHAMPIONSHIP

Held at Providence, R. I., Oct. 12, 1960

1. John Allen, Unat., Buffalo, N. Y., 2:03:28.3; 2. Ronald Laird, N. Y. Pioneer Club, 2:06:30; 3. Bruce MacDonald, N. Y. Pioneer Club, 2:07:14; 4. William Omeltchenko, N. Y. Pioneer Club, 2:08:17; 5. Robert Mimm, Penn A.C., 2:10:14; 6. Jack Mortland, Ohio Track Club, 2:13:05. Team Winner—N. Y. Pioneer Club, Team A, 6 pts. (Laird, MacDonald, Omeltchenko); 2. Penn A.C., 21 pts.

NATIONAL 30 KILOMETER WALKING CHAMPIONSHIP

Held at Los Angeles, Calif., May 29, 1960

1. Capt. Rudy Haluza, U.S. Air Force-N. Y. Pioneer Club, 2:38:45; 2. Ferenc Sipos, Santa Clara Valley Youth Village, 2:43:09; 3. Lt. Wayne B. Nicoll, U.S. Army, 2:50:49; 4. Leo Sjogren, Finnish-American A.C., Los Angeles, 2:50:56; 5. Hans Aune, Finnish-American A.C., Los Angeles, 2:53:10; 6. Douglas Klann, Culver City, Calif. A.C. No team championship.

NATIONAL 35 KILOMETER WALKING CHAMPIONSHIP

Held at West Seattle, Wash., July 24, 1960

1. Ron Zinn, U.S. Military Academy, 3:22:53.6; 2. Ron Laird, N. Y. Pioneer Club, 3:23:50.4; 3. Leo Sjogren, Finnish-American A.C., Los Angeles, 3:29:35; 4. Bruce MacDonald, N. Y. Pioneer Club, 3:33:39; 5. Robert Mimm, Penn A.C., 3:33:40; 6. Kent Mills, Florida State Univ., 3:34:38.4. Team Winner—Seattle Olympic Club, 6 pts. (Robert Hendrickson, Paul McCormick, John Neville).

NATIONAL 40 KILOMETER WALKING CHAMPIONSHIP

Held at Columbus, Ohio, June 12, 1960

1. Ronald Laird, N. Y. Pioneer Club, 3:45:16; 2. Jack Blackburn, Ohio Track Club, 3:54:26; 3. Chris McCarthy, Univ of Chicago Track Club, 3:57:00; 4. John Allen, Unat., Buffalo, 4:00:16; 5. James Hewson, Buffalo, 4:03:24; 6. Dale Arnold, Dayton Athletic Club-U.S. Air Force, 4:05:34. Team Winner—N. Y. Pioneer Club, A Team, 8 pts. (Laird, Bruce MacDonald, Elliott Denman); 2. Dayton A.C., 17 pts.

NATIONAL 50 KILOMETER WALKING CHAMPIONSHIP

Held at Pittsburgh, Pa., July 3, 1960

1. Ronald Laird, N. Y. Pioneer Club, 4:40:09; 2. John Allen, Unat., Buffalo, N. Y., 4:41:36; 3. Bruce MacDonald, N. Y. Pioneer Club, 4:45:42; 4. Jack Blackburn, Ohio Track Club, 4:47:46; 5. Adolf Weinacker, U.S. Air Force, 4:48:28; 6. Leo Sjogren, Finnish-American A.C., Los Angeles, 4:52:52. Team Winner—N. Y. Pioneer Club, 9 pts. (Laird, Allen, Elliott Denman); 2. Green and Gold A.C., 18 pts.

NATIONAL 3,000 METER TEAM RACE CHAMPIONSHIP

Held at Baltimore, Md., Sept. 11, 1960

1. Central Jersey Track Club, 14 pts. (John Portee, Len Phillips, Bob Wooley); 2. Baltimore Olympic Club, 15 pts.; Frank Pflaging, Tom Rodda, Bryant Woods); 3. Cross Country Club, Baltimore, 23 pts.; 4. Quantico Marines, 28 pts.; 5. Oriole Track Club, 40 pts. Individuals—1. John Portee, Central Jersey, 9:05.0; 2. Frank Pflaging, Baltimore Olympic Club; 3. Mike Fleming, Quantico Marines; 4. Rick Frampton, Cross Country Club; 5. Len Phillips, Central Jersey T.C.; 6. Tom Rodda, Baltimore Olympic Club.

SR. NAT. CROSS COUNTRY CHAMPIONSHIP

Held at Louisville, Ky., Nov. 24, 1960

1. Al Lawrence, Univ. of Houston Track and Field Club, 31:20.8; 2. Fred Norris, Lake Charles A.C., 31:27.0; 3. John Gutknecht, Unat., Chapel Hill, N.C., 31:41; 4. Peter McArdle, New York A.C., 31:57; 5. Billy Mills, Univ. of Kansas, 31:58; 6. John Macy, Univ. of Houston Track and Field Club, 32:14. Team Winner—Univ. of Houston Track and Field Club, (Lawrence, Macy, Barrie Almond, Ray Fleming, George Rankin), 33 pts.; 2. New York Athletic Club, 42 pts.

SR. NAT. 15 KILOMETER RUN CHAMPIONSHIP

Held at Livonia, Michigan, June 19, 1960

1. Al Confalone, Boston A.A., 51:37; 2. Hal Higdon, Univ. of Chicago Track Club, 53:07; 3. Ed Duncan, Boston A.A., 53:27; 4. Frank Carissimi, Detroit Track Club, 54:33; 5. Gonzales Scotto, Boston A.A., 54:48; 6. R. Homer Latimer, Cornell College, Iowa. Team Winner—Boston A.A. 30 pts., (Confalone, Duncan, Scotto, John Di Comandrea, Don Fay); 2. Detroit Track Club, 39 pts.

A.A.U. SENIOR INDOOR WOMEN'S TRACK AND FIELD CHAMPIONSHIPS

Chicago, Illinois, April 16, 1960

- 50 Yard Dash—1. Wilma Rudolph, Tenn. State, 5.9; 2. Martha Hudson, Tenn. State, 6.0; 3. Leahseneth O'Neal, Mayor Daley Y.F., 6.2; 4. Annie L. Smith, Tenn. State, 6.2.
- 100 Yard Dash—1. Wilma Rudolph, Tenn. State, 10.7; 2. Barbara Jones, Tenn. State, 11.2; 3. Martha Hudson, Tenn. State, 11.2; 4. Leahseneth O'Neal, Mayor Daley Y.F., 11.2 (New championship record).
- 70 Yard Hurdles—7. Joann Terry, Tenn. State, 9.5; 2. Shirley Crowder, Tenn. State, 9.6; 3. Barbara Mueller, Mayor Daley Y.F., 9.6; 4. Rose Malanchuk, Canada, 9.9. (New championship record).
- 220 Yard Dash—1. Wilma Rudolph, Tenn. State, 25.7; 2. Lucinda Williams, Tenn. State, 26.0; 3. Ernestine Pollard, Mayor Daley Y.F., 26.5; 4. Shirley Crowder, Tenn. State, 27.3. (New championship record).
- 440 Yard Run—1. Rose M. Lovelace, Cleve. Div. of Rec., 62.1; 2. Kathleen Krajewski, Unattached, Buffalo, N. Y., 63.2; 3. Kennie Lee Hart, Tantivy Club, San Francisco, 63.9; 4. Eddie Mae Robinson, Mayor Daley Y.F., 64.0. (New championship record).
- 880 Yard Run—1. Grace Butcher, Magyar A.C., Cleveland, 2:26.8; 2. Patricia Douthitt, Cleve. Div. of Rec., 2:28.6; 3. Johnnie Ward, Tantivy Club, San Francisco, 2:31.1; 4. Anna Reid, Mayor Daley Y.F., (New championship record).
- 4 Kilo Shot Put—1. Sharon Shepherd, Unattached, Mapleton, Oregon, 45 ft. 3¾ in.; 2. Cel Rutledge, Texas, Texas A.C. (Austin), 40 ft. 11 in.; 3. Wanda Wejzgowicz, Polish Falcons, St. Louis, 40 ft. 4 in.; 4. Delia Burchfield, Cosmopolitan Club, Topeka, Kan. 38 ft. 9½ in.
- Standing Broad Jump (with toe board)—1. Sandra Smith, Mayor Daley Y.F., 9 ft. 3¾ in.; 2. Ann Roniger, Center H.S. (Kansas), 8 ft. 10¼ in.; 3. Joann Terry, Tenn. State, 8 ft. 9 in.; 4. Annie L. Smith, Tenn. State, 8 ft. 5½ in. (New championship record).
- Basketball Throw—1. Cel Rutledge, Texas A.C. (Austin), 120 ft. 10½ in.; 2. Delia Burchfield, Cosmopolitan Club, Topeka, Kan., 111 ft. 8 in.; 3. Jean Hofbauer, O'Hallaren Playground, Chicago, 102 ft. 2 in.; 4. Nancy Svoboda, O'Hallaren Playground, Chicago, 97 ft. 1 in.
- Running High Jump—1. Darlene Everhart, Cosmopolitan Club, Topeka, Kan., 5 ft. 3½ in.; 2. Ann Flynn, Colorado State Univ., 5 ft. 3 in.; 3. Ann Roniger, Center H.S., Kansas, 4 ft. 11 in.; 4. Joann Rootsaret, Canada, 4 ft. 10 in.
- 440 Yard Relay—1. Tenn. State Univ. (M. Hudson, S. Crowder, L. Williams, B. Jones), 49.6; 2. Mayor Daley Youth Foundation "A" Team, 49.8; 3. Mayor Daley Youth Foundation "B" Team, 52.0; 4. Ohio Track Club, 55.1. (New championship record).
- 440 Yard Medley Relay—1. Tenn. State Univ. (B. Jones, A. Smith, L. Williams, J. Terry), 51.8; 2. Mayor Daley Youth Foundation, 54.1; 3. Cleveland Division of Recreation, 54.3. (New championship record).
- Team Scores—Tenn. State Univ., Nashville, Tenn., 49; Mayor Daley Youth Foundation, Chicago, Ill., 22; Cleveland Division of Recreation, Cleveland, Ohio, 10; Cosmopolitan Club, Topeka, Kansas, 9; Texas A.C., Austin, Texas, 8; Magyar A.C., Cleveland, Ohio, 5; Center H.S., Burdick, Kansas, 5; Tantivy A.C., San Francisco, Calif., 4; O'Hallaren Playground, Chicago, Ill., 3; Colorado State Univ., Ft. Collins, Colo., 3; Polish Falcons Club, St. Louis, Missouri 2; Lakehead Silver Spikes Club, Canada, 1; Hounds Club, Canada, 1; Ohio Track Club, 1.

A. A. U. DISTRICT ASSOCIATION MEN'S TRACK AND FIELD CHAMPIONSHIPS

| | <u>Alleg. Mt.</u> | <u>Carolinas</u> | <u>Central</u> | <u>Cent. Calif.</u> | <u>Connecticut</u> | <u>Dist. of Col.</u> |
|------------------|-------------------------|------------------------|------------------------|------------------------|----------------------------------|------------------------|
| 100 Yds. | Martin 9.9 | Segal 9.8 | Murchison 9.7 | King 9.6 | Sloper (100M) 11.1 | Whitaker 9.9 |
| 220 Yds. | Metzgar 22.5 | Segal 20.8 | Patterson 21.7 | Cowings 20.8 | Sloper (200M) 23.7 | Whitaker 21.2 |
| 440 Yds. | Burnett 49.9 | Johnson 47.4 | Hutchinson 49.3 | Harlan 48.9 | Tantorski (400M) 48.5 | Staebler 49.1 |
| 880 Yds. | Burnett 1:57.0 | Dunkleberg 1:52.3 | Saddler 1:53.0 | Wilcox 1:51.8 | Vinton (800M) 1:55.3 | Reilly 1:54.8 |
| Mile | Thomas 4:16.8 | Lipfert 4:16.1 | Coleman 4:11.1 | Sheppard 4:28.6 | Wade (1500M) 4:10.5 | Vinton 4:14.1 |
| 3 Mile | Giolosa (5M) 27:32.2 | Gutnecht 14:17.4 | Peterson 15:38.2 | Johnson (2M) 9:42.9 | Kandschur (5000M) 16:15.0 | Hanson (2M) 9:30.8 |
| 3000 M. Stplchs. | | | Robinson 9:54.3 | Zinn 15:02.4 | Higgins (10,000M) 34:07.0 Run | |
| 2 Mile Walk | Harwick 17:05.0 | | | | | |
| 120 Yd. H. H. | Goggin 15.1 | Gilbert 14.2 | May 14.3 | Tarr 14.1 | Kosch (110M) No Time | Johnson 14.3 |
| 220 Yd. L. H. | | Brown 23.1 | May 23.5 | Mince 24.1 | LoTurco (200M) 26.9 | Johnson 23.8 |
| 440 Yd. H. | Albitz 56.3 | Washington 53.6 | Robertson 55.3 | | | |
| Pole Vault | Anger 13' | Tiederman 13'6" | Gibson 13'7" | Peterson 13' | Gray 11'6" | Andersen 14' |
| High Jump | Sherlock 6'3" | Etnyre 6'1" | Richardson 6'4-1/2" | Johnson 6'3" | Huddleston 6' | Estes 6'4" |
| Shot Put | Och 46'8-1/2" | Garrett 54'5-1/4" | Gutowsky 50'8-1/2" | Rooters 50'4-3/4" | Quinn 49' | Kovalakides 49' |
| Hammer Throw | Charwick 157'2" | | Bailey 181'7-1/2" | | Dyer 153'1/2" | |
| Broad Jump | Vamos 23'1/2" | Middleton 24'8-1/4" | White 23'1-3/4" | Wilson 23'7-1/2" | Huddleston 23' | Hammeroff 21'8-1/2" |
| Discus Throw | Kannell 151'5-1/2" | Garrett 153'1/2" | Meyer 153'3-1/2" | Eller 152' | Weil 147'1/2" | Hicks 137'11-1/2" |
| Hop, Step, Jump | Watts 45'9-1/2" | Middleton 46'2" | Anderson 43'1/2" | Wilson 44'6-1/2" | Huddleston 42'3/4" | |
| Javelin Throw | Vartulski 210'10" | O'Neal 187'4-1/2" | Zalig 208'1-1/2" | Spielman 207'7-1/2" | Crawshaw 214'1" | Kovalakides 222'4" |

A. A. U. DISTRICT ASSOCIATION MEN'S TRACK AND FIELD CHAMPIONSHIPS

| | Florida | Georgia | Gulf | Hawaiian | Indiana | Intermountain |
|------------------|----------------------|--------------------|--------------------------|--------------------|-----------------------|-------------------------------|
| 100 Yds. | Sher 9.6 | Fowlkes 9.5 | Jones(100M) 10.5 | Yamashiro 10.0 | Davis 10.0 | Williams 9.9 |
| 220 Yds. | Harrison 20.3 | Harrison 20.7 | Jones (200M) 21.4 | Yamashiro 22.8 | Williams 22.4 | DeHart 21.7 |
| 440 Yds. | Lowenstein 49.1 | Harrison 48.0 | Hollingshead (400M) 47.5 | Butterfield 51.5 | Clinton 49.7 | DeHart 47.6 |
| 880 Yds. | Allen 1:52.9 | Dunkelberg 1:52.4 | Almond (800M) 1:51.7 | Funes 2:00.8 | Rinchart 1:56.0 | Belcher 1:51.9 |
| Mile | Keeney 4:23.3 | Keeney 4:18.4 | O'Neal (1500M) 3:50.9 | Loobey 4:31.0 | Harvey 4:17.4 | O'Riordan 4:16.8 |
| 3 Mile | Keeney (2M) 9:54.8 | Keeney (2M) 9:42.3 | Lawrence (5000M) 14:27.8 | Cole (2M) 9:56.7 | Dempsey 15:09.7 | Rice (5000M) 15:58.6 |
| 3000 M. Stplchs. | | | | | | Griffeth 9:36.0 |
| 2 Mile Walk | | | | | Goldstein (1M) 8:39.7 | |
| 120 Yd. H. H. | Welch 14.9 | Ablowich 14.7 | Charlton (110M) 14.2 | Jones 14.7 | Krebs 15.3 | Lindgren 14.4 |
| 220 Yd. L. H. | Grizzard 23.6 | | | Jones 24.7 | Roberts 24.0 | Lindgren 24.0 |
| 440 Yd. H. | | Ablowich 54.1 | Watson (400M) 51.5 | | Mace (400M) 57.6 | Parker (400M) 52.4 |
| Pole Vault | Wadsworth 13' | Cranford 13' | Elkins 14'9-1/2" | Hiob 13' | Johnson 14'5" | Neilson, Holist, DeWit, 14'2" |
| High Jump | Wadsworth 6'3-3/4" | Myers 6'3" | Lewis 6'4" | Sherrow 6' | Williams 6'3-3/4" | Costa 6'6-3/4" |
| Shot Put | Ostergaard 55'3/4" | Nutting 55'8-3/4" | Bonorden 55'8" | Naukana 49'9-1/4" | Givens 48'1-1/4" | Sumnars 47'10-1/4" |
| Hammer Throw | | | | | England 102'2-1/2" | |
| Broad Jump | Carr 23'2-1/2" | Carr 23'9-1/2" | Jackson 24'2-1/2" | Glasper 21'9-1/4" | Bell 25'3-3/4" | Williams 23'9-3/4" |
| Discus Throw | Clark 145'4" | Crane 162' | Weise 169" | Burton 152'11" | Veldre 144'5-1/2" | Passey 172'1-1/4" |
| Hop, Step, Jump | | | Vickery 46'1-1/2" | Campbell 44'8-1/4" | Bell 45'3-3/4" | Williams 45'9-1/4" |
| Javelin Throw | Duckworth 243'7-1/2" | Duckworth 229'10" | Parker 212'11" | Wilshaw 180'4" | Morando 196'3" | Deveraux 211' 1/2" |

78

A. A. U. DISTRICT ASSOCIATION MEN'S TRACK AND FIELD CHAMPIONSHIPS

| | Iowa | Kentucky | Lake Erie | Maine | Metropolitan | Middle Atlantic |
|------------------|-------------------------|----------------------|---------------------|-----------------|--------------------------|-------------------|
| 100 Yds. | Coy 10.2 | McCullough 9.8 | Carney 9.7 | Wehrwein 10.2 | Fernandez 10.0 | Budd 9.6 |
| 220 Yds. | Hill 22.7 | McCullough 22.0 | Mills 20.8 | MacPhee 22.1 | Gardner 21.5 | Budd 20.8 |
| 440 Yds. | Simmons 48.3 | Smith 48.8 | Mills 47.3 | MacPhee 50.9 | Wedderburn 47.2 | Webster 47.3 |
| 880 Yds. | Boyd 1:55.3 | Plummer 1:54.7 | O'Sullivan 1:54.6 | Gatto 2:06.4 | Murphy 1:48.2 | Dante 1:54.0 |
| Mile | Strait 4:18.7 | Brown 4:15.4 | Rasamen 4:24.4 | Kimball 4:36.7 | Moran 4:16.2 | Morgan 4:18.7 |
| 3 Mile | McFadden 16:23.9 | Sloan (2M) 9:30.9 | Nixon 15:26.0 | Kimball 15:34.2 | Lowe 14:52.4 | Engleman 14:42.2 |
| 3000 M. Stplchs. | | | | | Cooper 9:38.0 | |
| 2 Mile Walk | | | | Conley 19:11.0 | McArdle (6M Run) 30:08.2 | Mimms 15:36.1 |
| 120 Yd. H. H. | Fillman 16.3 | Wilson 15.1 | Blount 15.0 | Hicken 15.3 | Gardner 14.4 | Pras 14.3 |
| 220 Yd. L. H. | Begg 25.3 | Wilson 25.2 | Blount 24.0 | Hicken 25.3 | Ballard 24.2 | Culbreath 22.9 |
| 440 Yd. H. | Begg 54.7 | | | | Landau 54.0 | |
| Pole Vault | Shipman & Baller, 12'6" | Franta 13'5-1/2" | Ramlow 13'8" | Suther 11'6" | Barr 12'6" | Berlinger 14'3" |
| High Jump | Sidney 6'2" | Haycraft 6'2" | Enck 6'4" | Sayles 6' 1/2" | Haisley 6'8-1/2" | Krow 6'2-1/2" |
| Shot Put | Gee 49'3" | Bliznick 43'11" | Williams 52'11-1/2" | Frost 46'8-1/4" | Marchiony 56'6-1/2" | Hart 51'5-1/4" |
| Hammer Throw | | | | Woodhead 161'4" | Hall 205'3-1/2" | |
| Broad Jump | Gilliam 23' 1/2" | MacWilliams 22' 1/2" | Blount 21'2-1/2" | Ross 21'5-3/4" | Herman 23'2-3/4" | Reed 24'6-1/2" |
| Discus Throw | Smith 133'5" | Stevens 135'1" | Williams 154'6-1/2" | Sayles 133'4" | Oerter 192'5" | Batdorf 168' 1/2" |
| Hop, Step, Jump | Gilliam 41'4" | | | Ross 41'9" | Shaw 48'4" | Sharpe 51'1-3/4" |
| Javelin Throw | Logan 178' | Bliznick 183'1" | Sloan 165' | DeHart 178'4" | Winslow 217'11-1/2" | Reider 216'1-1/2" |

79

A. A. U. DISTRICT ASSOCIATION MEN'S TRACK AND FIELD CHAMPIONSHIPS

| | Midwestern | Missouri Valley | New England | New Jersey | New Mexico | Niagara |
|------------------|---------------------------------|-----------------------------|---------------------------|------------------------------|--------------------------|---------------------|
| 100 Yds. | Skinner 9.6W | Tidwell 9.6 | Koski 10.3 | Bennett 10.0 | Etherly 9.6 | Boyd 10.1 |
| 220 Yds. | Meyer 21.9 | Tidwell 21.0 | Stead 23.2 | Oren 22.8 | Etherly 21.5 | Brown 22.0 |
| 440 Yds. | Keane 49.3 | Dodds (400M) 47.0 | Gastonguary 51.4 | Davies 51.2 | Plummer 48.3 | Martin 49.8 |
| 880 Yds. | Mullins 1:52.8 | Merriman 1:50.8 | Casto 1:58.0 | Legat 1:59.5 | Garden- swartz, 2:01 | Martin 1:57.4 |
| Mile | Mullins 4:14.3 | SanRomani (1500M) 3:47.0 | Paranya 4:26.0 | Portee 4:21.5 | Hayes 4:46.9 | Sweet 4:23.0 |
| 3 Mile | American Horse 15:13.5 | Whitely (5000M). 14:39.2 | Confalone 15:27.5 | Ashton 15:59.0 | Forbes 17:10.4 | Frawley No Time |
| 3000 M. Stplchs. | | | Damon 10:22.8 | Barulich (6M Run) 32:28.8 | | |
| 2 Mile Walk | | | Damon (6M Run) 30:34.8 | Kulik 16:31.2 | Adams (6M Run)32:29.8 | |
| 120 Yd. H. H. | Fasano 14.4 | Stucker 14.4 | Waddell 15.6 | Johnson 14.2 | Singleton 14.5 | |
| 220 Yd. L. H. | Moore 24.4 | Ashbaugh 23.8 | | | | Bessel 26.6 |
| 440 Yd. H. | Keane 54.3 | Cushman (400M) 51.9 | | | Ray 59.6 | |
| Pole Vault | Kraft, Lawrence 13'6" | Oden 13'11" | Palmer 12' | Mitchell 13' | Doyel 12'8" | Yelverton 11'6" |
| High Jump | Osborne, Baxter, Wilke, 6'2" | Fordham 6'5-1/2" | Stead 6'7" | Ross 5'10" | Tapia & Day, 6'1 1/2" | Banks 6'3" |
| Shot Put | Jacobs 54'6-1/2" | Smith 55'11-1/2" | Shine 55'9-1/2" | Donini 52'4" | Waters 49'6" | Howard 47'2" |
| Hammer Throw | | | Peterson 175'2-1/2" | | | |
| Broad Jump | Knaub 22'5-1/2" | Ashbaugh 23'7-3/4" | Waddell 20'9-1/4" | Hawkins 22'9-3/4" | Blanks 22'5" | Washington 20'8" |
| Discus Throw | Reiners 154'6" | Cochran 169'5-1/2" | Santio 166' | Speer 139'4" | Waters 154'1" | Howard 131' |
| Hop, Step, Jump | Osborne 42'1" | Dyes 46'9-3/4" | Luchiatto 46'9-3/4" | Hawkins 42' | Blanks 41'2" | Brown 41'9" |
| Javelin Throw | Roots 213'8" | Alley 247'3" | Waddell 205'11-1/2" | Allen 254'5" | Quist 226'11" | |

A. A. U. DISTRICT ASSOCIATION MEN'S TRACK AND FIELD CHAMPIONSHIPS

| | Ohio | Oklahoma | Oregon | Pacific | Pacific N. W. | Pacific S. W. |
|------------------|---------------------------|-------------------------------------|----------------------------|-----------------------------|------------------------------|---------------------------|
| 100 Yds. | Adams 9.8 | Hazley (100M) 10.4 | Jerome 9.4 | White 9.5 | Higgins (100M) 10.5 | Newton(100M) 11.0 |
| 220 Yds. | Adams 21.1 | Hazley (200M) 21.2 | | Omegebemi 20.5 | Bach (200M) 21.6 | Newton (200M) 22.5 |
| 440 Yds. | Davis 46.9 | Wilcox (400M) 48.3 | Davis 46.8 | Siebert 47.8 | Harder(400M) 49.0 | Luna (400M) 51.6 |
| 880 Yds. | Burnett 1:54.5 | Ringo (800M) 1:53.3 | Ohlemann 1:51.3 | Yerman 1:50.5 | Hoffman (800M) 1:54.4 | Foerester(800M) 1:50.9 |
| Mile | Ruga 4:24.9 | Burns (1500M) 3:55.7 | Reeve 4:12.8 | Cunliffe 4:10.2 | Hoffman(1500M) 3:53.9 | Gookin(1500M) 4:01.3 |
| 3 Mile | Kitt 15:08.1 | Hodgson(5000M) 15:24.9 | | Edelen (10,000M) 30:58.0 | Henden(5000M) 15:18.0 | Rincon(5000M) 16:14.9 |
| 3000 M. Stplchs. | Knoll (6M Run) 35:30.7 | | | Sargent 9:15.8 | Stephens 9:28.6 | Johnson 10:44.0 |
| 2 Mile Walk | Blackburn(1M) 6:39.7 | | | Brodie (1500M) 6:23.9 | Hendrickson (3000M)14:13 | |
| 120 Yd. H. H. | Casey 14.2 | Hudson (110M) 15.3 | Tarr 14.0 | Archer 14.6 | Arlt (110M) 14.4 | Barnard(110M) 15.1 |
| 220 Yd. L. H. | Malzohn 23.4 | | | Nickolas 23.6 | Henden(1000M Run) 32:45.7 | |
| 440 Yd. H. | Davis 52.9 | Ming 56.7 | | Johnson 55.3 | Arlt (400M) 54.6 | Rucker(400M) 54.5 |
| Pole Vault | Welbourne 14'4" | Neeley 13'6" | Paquin 14'6" | Mattos 14'9" | Cramer 14'3" | Gutowski 14'6" |
| High Jump | Vest 6'7" | Brady, Pegues, Tillman, 6'3-3/4" | Rossi 6'4" | Wyatt 6'10" | Wyborney 6'9" | Fehlen 6'4-3/4" |
| Shot Put | Knight 50'7-1/4" | Lindsay 56'1-1/2" | Steen 52'10" | Winters 57'3-1/2" | Angell 50'10" | Ward 47'8-1/4" |
| Hammer Throw | | | | Jongeward 168'2-1/2" | Serault 75'8" | Ward 141'2" |
| Broad Jump | Anderson 23'7-1/4" | Watson 23'-11" | Horn 24'11" | Burton 23'7" | Lawson 23'9" | Donnelly 20'10-1/2" |
| Discus Throw | Schmalenberger 158'9" | Van Dee 168'4" | Stubblefield 166'7-3/4" | Daniels 166'8" | Martin 161'8" | Ward 146'7-1/2" |
| Hop, Step, Jump | Dalton 44'2-3/4" | Dyes 49'1-3/4" | | Gambini 47'1/4" | Lawson 48' | Parker 43'4-3/4" |
| Javelin Throw | | May 229'1" | Mills 238'6" | Kitching 244'7-1/2" | Fromm 254'10" | Sikorsky 232'7" |

A. A. U. DISTRICT ASSOCIATION MEN'S TRACK AND FIELD CHAMPIONSHIPS

| | Rocky Mt. | So. Atlantic | Southern | So. Pacific | Virginia | Wisconsin |
|------------------|-------------------------|---------------------------|-----------------------------|--------------------------|----------------------|--------------------------|
| 100 Yds. | Haskell 9.8 | Winder 9.6 | Styron, Dave (100M)10.1W | Smith(100M) 10.4 | Bickert 10.3 | Abbot(100M) 11.0 |
| 220 Yds. | Woods 21.3 | Winder 21.3 | Styron, Dave (200M)20.2W | Coia(200M) 20.9 | Bickert 22.0 | Little(200M) 22.5 |
| 440 Yds. | Woods 47.4 | Ellis 46.4 | Hays(400M) 48.6 | Larrabee (400M)47.8 | Board 52.0 | Dyszelski(400M) 50.2 |
| 880 Yds. | Poucher 1:57.3 | Martin 1:55.9 | Burns(800M) 1:53.1 | Cerveney(800M) 1:49.4 | Irby 2:01.1 | Mellady(800M) 1:57.7 |
| Mile | Eliason 4:25.2 | Pflaging 4:26.1 | Burns(1500M) 3:56.5 | Walters(1500M) 3:46.2 | Brown 4:54.1 | Krueger(1500M) 4:11.4 |
| 3 Mile | Frakes(2M) 9:36.3 | Rouse 15:26.1 | Elland(5000M) 15:33.6 | Peck(5000M) 15:05.7 | Jones 17:25.0 | Dooley(5000M) 16:07.5 |
| 3000 M. Stplchs. | | Sawyer(6M) Run)31:51.2 | | Hughes 9:20.1 | | |
| 2 Mile Walk | | | | Aune(3000M) 15:10.8 | | Murphy(3000M) 16:28.5 |
| 120 Yd. H. H. | Spooner 14.7 | Betha 15.1 | Styron, Don (110M)13.8W | Treat(110M) 14.2 | McDonough 14.9 | Crawford(110M) 15.5 |
| 220 Yd. L. H. | Cornell 24.5 | Smart 23.3 | | | James 25.1 | Crawford(200M) 25.4 |
| 440 Yd. H. | Toomey 54.2 | Smart 52.9 | Styron, Don (400M)53.8 | Staten(400M) 52.5 | | |
| Pole Vault | Olander 14'1" | Roberts 13'6" | Harris 14' | Morris 15'1" | Roberts 12'6" | Chesebro 13' |
| High Jump | Lane 6'4" | Curfman 6'2" | Melton 6' | Faust 6'10" | Leonard 6' | Crawford 6'2" |
| Shot Put | Crumpacker 52'5-3/4" | Tiedemann 50'10-1/4" | Banderies 55'7-3/4" | Davis 62'5" | Tiedemann 50'9" | Harper 50'3-1/2" |
| Hammer Throw | | Lawler 152'2" | | Connolly 216'5" | | |
| Broad Jump | Meyers 23'8" | Bush 23'10" | McKeller 23'6" | Wiley 23'6-1/4" | Harmon 22'11-1/2" | Mercado 21'1-1/4" |
| Discus Throw | Vernon 154'7-1/2" | Cotterman 147'4" | Rogers 162'7-1/2" | Babka 186'3" | Carroll 133'4" | Harper 160'4" |
| Hop, Step, Jump | | Bush 49'3" | Dyes 50'2-3/4" | Stokes 47'6-3/4" | Harmon 42'3" | Henry 41'6-1/2" |
| Javelin Throw | Clark 214'8" | Bergenback 208'3" | Liepins 229'1" | Sbordone 243'11-1/2" | White 152'7" | |

A. A. U. DISTRICT ASSOCIATION WOMEN'S TRACK AND FIELD CHAMPIONSHIPS

| | Region #8 | Region #9 | Central Calif. | Missouri Valley | New Jersey |
|------------------|--------------------------|-----------------------|------------------------------|-------------------------|---------------------------|
| 50 Meters | | | Obera 6.7 | | Talbot (50 Y.) 6.8 |
| 100 Meters | Leindecker 13.0 | Bonds 12.4 | Mack 12.3 | Steele (100 Y.) 12.6 | Reade (100 Y.) 12.5 |
| 200 Meters | Brand 27.5 | Robertson 25.4 | Robertson 25.9 | Rhea (220 Y.) 35.3 | Reade (220 Y.) 30.9 |
| 400 Meters | Brand 60.0 | Robertson 58.5 | Brand 58.7 | | Walker (440 Y.) 1:08.4 |
| 800 Meters | | Daniels 2:21.4 | Daniels 2:27.4 | | |
| 80 Meter H. | | Robertson 11.8 | Robertson 11.7 | Roniger 12.9 | |
| High Jump | Ley 4'8-3/4" | Josefsen 5'3-1/2" | Josefsen & Gaertner, 5'3" | Roniger 5' 1/2" | Walker 4'2" |
| Discus Throw | Burchfield 122'1-1/2" | Kurrell 159'2" | Brown 151'4" | Burchfield 128' | |
| Broad Jump | Flanders 16'2-1/2" | Rozkosna 18'1-1/4" | Rozkkosna 18'5-3/4" | Roniger 17'3" | Walker (SBJ) 7'3" |
| Javelin Throw | Burchfield 128' | Oldham 161'1" | Mendyka 133' | | |
| Shot Put | Burchfield 37'11-1/2" | Cliffe 40'3-1/4" | Brown 50'3-1/2" | Kemp 41'1" | Whitehead 34'1" |
| Basketball Throw | | | | | Walker 87' 3/4" |
| Baseball Throw | | | | | |

A. A. U. DISTRICT ASSOCIATION WOMEN'S TRACK AND FIELD CHAMPIONSHIPS

| | <u>Ozark</u> | <u>Pacific</u> | <u>Pacific N. W.</u> | <u>Rocky Mt.</u> | <u>South Atlantic</u> |
|------------------|-----------------------------|-------------------|----------------------|----------------------------|--------------------------|
| 50 Meters | | Hart 6.5 | | | |
| 100 Meters | Hall (100 Y.) 11.7 | Obera 12.2 | Jerome 12.2 | Flamboe 13.4 | Eshbach (100 Y.) 11.9 |
| 200 Meters | Groce (220 Y.) 28.8 | Hart 25.2 | Chubb 25.3 | Flamboe 28.4 | |
| 400 Meters | Ferfecky (440 Y.) 1:10.3 | Kallian 60.9 | Severtsen 61.2 | Claunch (440 Y.) 1:07.9 | Bennett (440 Y.) 62.6 |
| 800 Meters | | Daniels 2:29.6 | Severtsen 2:20.4 | | |
| 80 Meter H. | Williams 15.5 | Parish 11.9 | Power 11.7 | Flynn 12.0 | |
| High Jump | Hall 4'6" | Brown 4'7" | Ley 5' 1/2" | Flynn 5'1" | |
| Discus Throw | Wejgrowicz 122'6" | Kurrell 159'4" | Terry 133'8" | Mencimer 115'11" | |
| Broad Jump | Groce 14'9" | Mack 16'4-1/2" | Jerome 17'1-1/2" | Meier 13'9-1/2" | Eshbach 17'7-1/2" |
| Javelin Throw | | Kurrell 123'4" | Baker 123'4-1/2" | Frank 118'10" | |
| Shot Put | Wejgrowicz 37'9" | Howe 38'3-1/2" | Kellond 40'1-3/4" | Mencimer 34'6" | |
| Basketball Throw | | | | | |
| Baseball Throw | | | | | Hochrein 209'8" |

NATIONAL CHAMPIONSHIP TEAM WINNERS — OUTDOORS

Editor's Note—We are indebted to Horace R. Bigelow, Public Relations and Head Librarian of the New York A.C. for supplying information on team winners from 1876 to 1915. This data was lost in a fire which destroyed all A.A.U. records. We shall be grateful to our readers for filling in any information that may be lacking.

U.S.A. CHAMPIONSHIPS—(ORGANIZED BY NEW YORK ATHLETIC CLUB)

| | | | | |
|------|-----------------|------------------|-----------------------------|----------------------------|
| 1876 | New York, N. Y. | New York AC (33) | Argonaut BC, Toronto (10) | Yonkers, N. Y., Lyceum (9) |
| 1877 | New York, N. Y. | New York AC (42) | Harlem (N. Y.) AC (35) | Scottish Am. ACM (20) |
| 1878 | New York, N. Y. | New York AC (45) | Scottish Am. AC, N. Y. (20) | Short Hills AC (15) |

CHAMPIONSHIPS OF NATIONAL ASSOCIATION OF AMATEUR ATHLETES OF AMERICA

| | | | | |
|------|-----------------|----------------------|------------------------------|------------------------------|
| 1879 | New York, N. Y. | Scottish Am. AC (36) | Manhattan AC (28) | New York AC (27) |
| 1880 | New York, N. Y. | Manhattan AC (54) | Scottish Am. AC (53) | New York AC (27) |
| 1881 | New York, N. Y. | Manhattan AC (51) | New York AC (28) | Williamsburg (L. I.) AC (27) |
| 1882 | New York, N. Y. | Manhattan AC (37) | Williamsburg (L. I.) AC (31) | New York AC (17) |
| 1883 | New York, N. Y. | Manhattan AC (33) | New York AC (24) | Pastime AC (22) |
| 1884 | New York, N. Y. | Manhattan AC (49) | New York AC (33) | New Jersey AC (19) |
| 1885 | New York, N. Y. | Manhattan AC (45) | New York AC (35) | Olympic, West Side AC (9) |
| 1886 | New York, N. Y. | New York AC (36) | Manhattan AC (28) | Brooklyn AA (21) |
| 1887 | New York, N. Y. | New York AC (59) | Manhattan AC (50½) | Missouri AAC (6) |
| 1888 | New York, N. Y. | Manhattan AC | | |

CHAMPIONSHIPS OF AMATEUR ATHLETIC UNION OF U.S.

| Year | City | Winner | Second | Third |
|------|-------------------|------------------------|-------------------------|------------------------------|
| 1888 | Detroit, Mich. | Manhattan AC (61) | New York AC (40½) | Staten Island AC (17) |
| 1889 | New York, N. Y. | Manhattan AC (46) | New York AC (30) | Staten Island AC (29) |
| 1890 | Washington, D. C. | Manhattan AC (78) | New York AC (36) | Williamsburg (L. I.) AC (16) |
| 1891 | St. Louis, Mo. | Manhattan AC (69) | New York AC (61) | Detroit AC (10) |
| 1892 | New York, N. Y. | Manhattan AC (49½) | New York AC (43) | Detroit AC (15) |
| 1893 | Chicago, Ill. | New York AC (69) | Boston AA (19) | N. J. AC, Chicago AA (16) |
| 1894 | New York, N. Y. | New York AC (64) | New Jersey AC (27) | Pastime AC (21) |
| 1895 | New York, N. Y. | New York AC (74) | New Jersey AC (29) | Pastime AC (18) |
| 1896 | New York, N. Y. | New York AC (57) | New Jersey AC (26) | Pastime AC (20) |
| 1897 | New York, N. Y. | New York AC (74) | Chicago AA (34) | Pastime AC (14) |
| 1898 | Chicago, Ill. | New York AC (84) | Chicago AA (55) | Syracuse AC (5) |
| 1899 | Boston, Mass. | New York AC (103½) | Knickerbocker AC (5) | |
| 1900 | New York, N. Y. | New York AC (55) | Knickerbocker AC (21) | Pastime AC (20) |
| 1901 | Buffalo, N. Y. | New York AC (32) | Detroit AC (22) | Pastime AC |
| 1902 | New York, N. Y. | New York AC (69) | Irish-American AC (13) | Pastime AC (11) |
| 1903 | Milwaukee, Wis. | New York AC (50) | Milwaukee AC (36) | 1st Regt., Chicago (29) |
| 1904 | St. Louis, Mo. | Gtr. N. Y. IAAC (61) | New York AC (45) | Pacific AC (13) |
| 1905 | Portland, Ore. | Chicago AA (60) | S. F. Olympic Club (28) | Multnomah AAC (20) |
| 1906 | New York, N. Y. | Irish-American AC (61) | New York AC (36) | Chicago AA (12) |

PORTABLE INDOOR BOARD TRACKS

By Frederick W. Rubien

Sec.-Treas. Amateur Athletic Union of U.S. 1914-1927, Secretary, American Olympic Committee, 1916-1946.

A portable board running track 10 laps to the mile for Winter and Spring use. A level field is required of a length of 236 feet by a width of 102 feet and the track is most conveniently placed on the infield of an outdoor running track.

The accompanying plan shows a portable track, preferably of selected seasoned spruce, free from knots. The sections interlock providing a firm running surface.

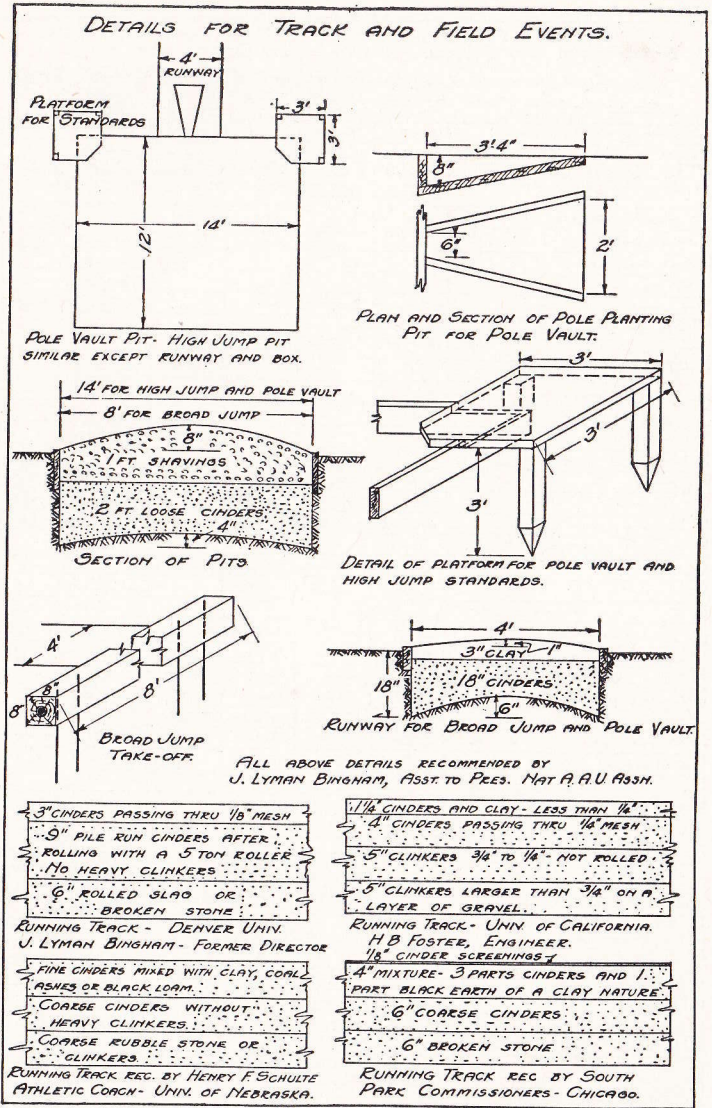
The sections are 10 feet wide on the turns, and on one side of the track, and 12 feet wide on the other side, suitable for sprinting. The 60 yds. sprint can be extended to 70 yds. or 80 yds. by adding sections if space permits. These sections can be readily put together and taken apart for storage when no longer used.

The running surface is made of interlocking boards $1\frac{1}{4}'' \times 6''$. A detail drawing and photograph show how sections are firmly locked together. There are 18 sections similar in size on each turn but the banking varies running from the level of the straightaways to about 30 inches high at the highest point of the turns at the ninth section. A few sections at the end of the sprinting straightaway are extended to allow for the change in width of the track from 12 to 10 foot width. The bracing for the banked turn is shown in a detail drawing and illustrated in photograph. 2" by 4" can be used but 3" x 4" while adding weight greatly increases stiffness and strength.

The plan shows a 10 lap track with a radius to the curb of 40 feet on the turn and a straightaway or tangent of 135ft. $2\frac{3}{8}$ in. The measurement line is one foot from edge of the curb. This plan provides for 270 feet of running on the straightaway and 258 feet on the turns per lap, or 2700 feet of running per mile on straightaway and 2580 feet upon the turns.

The measurement line for an 11 lap track is indicated in dotted lines, and the same size turns are used but the straightaways are reduced 24 feet to a length of 111 ft. $2\frac{3}{8}$ in. Thus the space required is 24 feet less than that used for the 10 lap track. 258 feet of running per lap is done on turns and 222 feet on the straightaways or 2834 feet run on turns per mile and 2446 feet on the straightaways.

The Madison Square Garden track in New York City is an 11 lap track to the mile. It is 12 feet wide, radius 43 feet to curb and 102 feet on straightaways or tangent. The length of running on the turns is 276 feet and on the straightaways 204 feet per lap or 3036 feet on the turns per mile and 2244 feet on the straightaways. Sections at the turns are removed to permit of running 70 yard sprint races through the centre of the arena.



EDITOR'S NOTE—On following pages we present diagrams that illustrate pertinent facts on track construction, courtesy V. K. Brown, Director of Recreation, Chicago Park District.

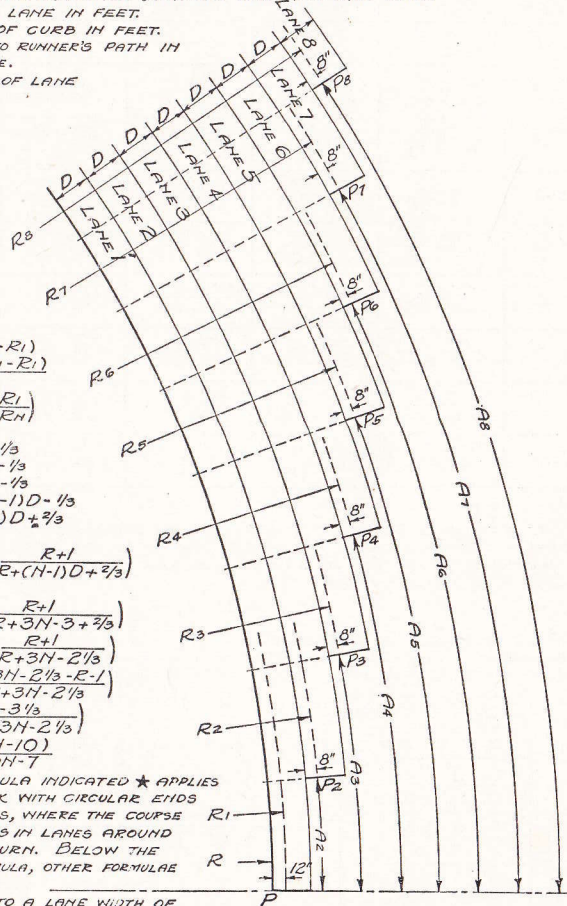
Runway for broad jump and pole vault should show crown not in excess of 1:100 laterally.

DIMENSIONS OF WELL KNOWN ATHLETIC FIELDS

| CITY | LOS. ANG. | LINCOLN | PALO ALTO | COLUMBUS | CHICAGO | DENVER |
|----------------------------|-----------------|-------------------|-------------------|--------------------|-------------------|-------------------|
| ATHLETIC FIELD | OLYMPIC STADIUM | UNIV. OF NEBRASKA | UNIV. OF STANFORD | OHIO STATE UNIV. | SOLDIER FIELD | UNIV. OF DENVER |
| Surrounding conditions | DRY | MOIST | DRY | DRY | DRY | DRY |
| Sub Soil | GRAVEL | SAND | GRAVEL | SAND & GRAVEL | CINDERS | LOAM |
| Field Elevation | -32 FT. | AT GRADE | -23 FT. | AT GRADE | -10 FT. | -10 FT. |
| ARENA | | | | | | |
| Excavated and Rebuilt | No | Yes | No | No | No | Partly |
| Foundation | NATURAL GRAVEL | NAT. SAND/LOAM | NATURAL GRAVEL | | CITY DUMP | |
| Base Course | | | | | 6" GRAVEL | |
| Filler " | | | | | 6" SAND | |
| Surface " | 8" LOAM | LOAM | | | BLACK EARTH | TOP SOIL |
| UNDER DRAINAGE | | | | | | |
| Tiling | ACROSS FIELD | NONE | NONE | ALONG FIELD | ACROSS FIELD | NONE |
| Gradient | | | | 0.4% | 1.2% | |
| Distance Apart | 25 FT. | | | 20 FT. | 10 FT. | |
| Size | 4 IN. | | | 4 IN. | 4 IN. | |
| Depth | 8" to 36" | | | 4 FT. | 3 to 4 FT. | |
| SURFACE DRAINAGE | | | | | | |
| Crown | NONE | MIDDLE | MIDDLE | MIDDLE | MIDDLE | MIDDLE |
| Elevation | | 20" | 12" | 18" | 18" | 18" to 24" |
| Catch Basins | AT END | AT SIDES | NONE | NONE | AT SIDES | SIDES |
| ARENA SURFACE | | | | | | |
| Grass | BERMUDA | | BERMUDA KEN BLUE | BLUE GR. & RED TOP | BLUE GRASS | BLUE, BROME QUICK |
| Earth | LOAM | LOAM | 12" | | BLACK EARTH | LOAM |
| TRACK | | | | | | |
| Length of 1 Lap | 400 M. | 440 YD. | 440 YD. | 440 YD. | 440 YD. | 440 YD. |
| Radius of Curb | 117 FT. | 105 FT. | 127 FT. | 97' 6" | 104 FT. | 95' 5 1/2" |
| Curb Material | CONCRETE | CON. | CON. | WOOD | PIPE | CON. |
| Length Between Turns | 297 FT. | 344' 4" | 262' | 353' 8" | 330' 1 1/4" | 360' |
| Max. Possible Straightaway | 220 YD. | 195 YD. | 220 YD. | 220 YD. | 220 YD. | 220 YD. |
| Width of " | 33 FT. | 30 FT. | 30 FT. | 25 FT. | 33 FT. | 24 FT. |
| Number of Lanes | 8 | 7 | 8 | 8 | 8 | 7 |
| TRACK CONSTRUCTION | | | | | | |
| Sub Drainage | NONE | NONE | NONE | | NONE | YES |
| Tile | | | | | | YES |
| Foundation | NATURAL GRAVEL | 12" CINDERS | 3" SHAVINGS | | BROKEN STONE | 18" SLAG |
| Intermediate Course | | 4" CINDERS | 2" ROCKS | | CINDERS | 3" CINDERS |
| Surface Course | | 4" CINDERS | 2" CLAY & CINDERS | | CINDERS & LOAM | 4" SLAG & CINDERS |
| Top Dressing | | 1/8" CINDERS | CLAY & CINDERS | | CINDER SCREENINGS | |
| Levelled By | FLOAT | FLOAT | DRAG | ROLL | ROLL | SCREENED CINDERS |
| TRACK DRAINAGE | | | | | | |
| Level | YES | YES | YES | YES | YES | YES |
| Crowned | | NO | NO | NO | NO | NO |
| Drain to Side | YES | INSIDE | ON CURVES | YES | INSIDE | NO |
| Slope | 1" IN 8' | 2" | | | 1" IN 10' | NONE |
| Catch Basins | INSIDE | INSIDE | YES | NO | INSIDE | YES |
| Distance Apart | 25' | 30' | 150' | | 150' | 12' |

STARTING POINTS FOR RACES STARTING ON A CIRCLE.

P - POINT ON CURB AT END OF STRAIGHTAWAY, WHERE CURVE BEGINS.
 AN - DISTANCE FROM END OF STRAIGHTAWAY COMPENSATING RUNNER IN ANY LANE FOR LONGER COURSE AROUND CIRCLE.
 AC - DISTANCE FROM P, MEASURED ON THE ARC OF THE CURB, LOCATING A POINT ON THE CURB THROUGH WHICH A RADIUS, PROJECTED TO THE CORRESPONDING LANE, CONSTITUTES THE STARTING LINE FOR THAT LANE.
 D - WIDTH OF LANE IN FEET.
 R - RADIUS OF CURB IN FEET.
 RN - RADIUS TO RUNNER'S PATH IN ANY LANE.
 N - NUMBER OF LANE



FORMULA

$$AN = AC \frac{RN}{R}$$

$$AN = \pi(RN - R)$$

$$AC = \pi R \left(\frac{RN - R}{R} \right)$$

$$AC = \pi R \left(1 - \frac{R}{RN} \right)$$

$$R1 = R + D$$

$$R2 = R + 2D - 1/3$$

$$R3 = R + 3D - 1/3$$

$$R4 = R + 4D - 1/3$$

$$RN = R + (N-1)D - 1/3$$

$$RN = R + (N-1)D + 2/3$$

$$*AC = \pi R \left(1 - \frac{R+1}{R+(N-1)D+2/3} \right)$$

WHERE D = 3

$$AC = \pi R \left(1 - \frac{R+1}{R+3N-3+2/3} \right)$$

$$AC = \pi R \left(1 - \frac{R+1}{R+3N-2 2/3} \right)$$

$$AC = \pi R \left(\frac{R+3N-2 2/3 - R - 1}{R+3N-2 2/3} \right)$$

$$AC = \pi R \left(\frac{3N-3 2/3}{R+3N-2 2/3} \right)$$

$$AC = \pi R \left(\frac{3N-10}{3R+3N-7} \right)$$

THE FORMULA INDICATED * APPLIES TO ANY TRACK WITH CIRCULAR ENDS OF ANY RADIUS, WHERE THE COURSE OF THE RACE IS IN LANES AROUND THE FIRST TURN. BELOW THE STARRED FORMULA, OTHER FORMULAE WORK OUT ITS APPLICATION TO A LANE WIDTH OF 3 FEET FOR ILLUSTRATION.

TABLE OF STARTING POINTS FOR RACES STARTING ON A CURVE

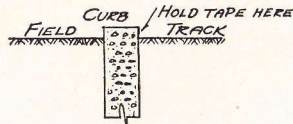
THE FOLLOWING TABLE GIVES FORMULAE FOR DETERMINING "AC" IN FEET, IN TERMS OF THE RADIUS OF THE CURB IN FEET, FOR VARIOUS WIDTHS OF LANES.

| LANE | 30IN | 36IN | 40IN | 44IN | 48IN |
|------|----------------------------------|--------------------------------|----------------------------------|----------------------------------|-----------------------------------|
| 1 | 0 | 0 | 0 | 0 | 0 |
| 2 | $\frac{13\pi R}{6R+19}$ | $\frac{8\pi R}{3R+11}$ | $\frac{9\pi R}{3R+12}$ | $\frac{10\pi R}{3R+13}$ | $\frac{11\pi R}{3R+14}$ |
| 3 | $\frac{28\pi R}{6R+34}$ | $\frac{17\pi R}{3R+20}$ | $\frac{19\pi R}{3R+22}$ | $\frac{21\pi R}{3R+24}$ | $\frac{23\pi R}{3R+26}$ |
| 4 | $\frac{43\pi R}{6R+49}$ | $\frac{26\pi R}{3R+29}$ | $\frac{29\pi R}{3R+32}$ | $\frac{32\pi R}{3R+35}$ | $\frac{35\pi R}{3R+38}$ |
| 5 | $\frac{58\pi R}{6R+64}$ | $\frac{35\pi R}{3R+38}$ | $\frac{39\pi R}{3R+42}$ | $\frac{43\pi R}{3R+46}$ | $\frac{47\pi R}{3R+50}$ |
| 6 | $\frac{73\pi R}{6R+79}$ | $\frac{44\pi R}{3R+47}$ | $\frac{49\pi R}{3R+52}$ | $\frac{54\pi R}{3R+57}$ | $\frac{59\pi R}{3R+62}$ |
| 7 | $\frac{88\pi R}{6R+94}$ | $\frac{53\pi R}{3R+56}$ | $\frac{59\pi R}{3R+62}$ | $\frac{65\pi R}{3R+68}$ | $\frac{71\pi R}{3R+74}$ |
| 8 | $\frac{103\pi R}{6R+109}$ | $\frac{62\pi R}{3R+65}$ | $\frac{69\pi R}{3R+72}$ | $\frac{76\pi R}{3R+79}$ | $\frac{83\pi R}{3R+86}$ |
| N | $\frac{(5N-17)\pi R}{6R+15N-11}$ | $\frac{(9N-10)\pi R}{3R+9N-7}$ | $\frac{(10N-11)\pi R}{3R+10N-8}$ | $\frac{(11N-12)\pi R}{3R+11N-9}$ | $\frac{(12N-13)\pi R}{3R+12N-10}$ |

IT IS RECOMMENDED THAT THE RADIUS BE MEASURED FROM THE CENTER OF THE HALF CIRCLE TO THE OUTER EDGE OF THE CURB AS THE MEASURING TAPE MAY BE LAID ALONG THE CURB AT THE OUTER EDGE AND PULLED TIGHT.

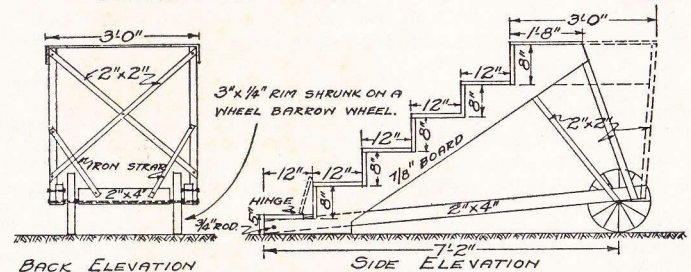
TABLE OF VALUES FOR "AC" FOR A RADIUS OF 90 FEET AND A LANE WIDTH OF 36 INCHES.

| LANE | DISTANCE |
|------|----------|
| 1 | 0 |
| 2 | 8.05 FT |
| 3 | 16.57 |
| 4 | 24.59 |
| 5 | 32.13 |
| 6 | 39.24 |
| 7 | 45.97 |
| 8 | 52.33 |



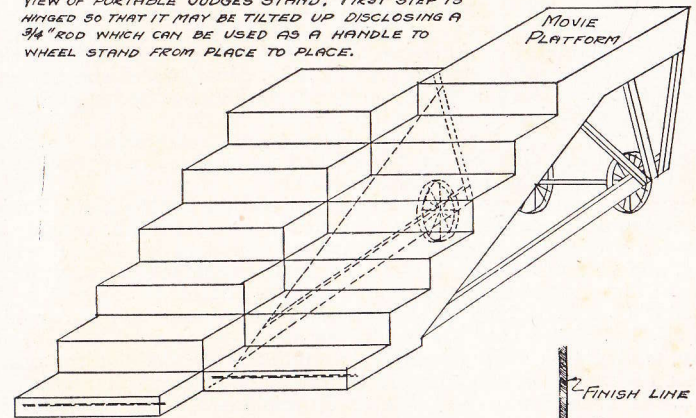
SKETCH SHOWING POSITION IN WHICH TAPE SHOULD BE HELD AGAINST CURB IN ORDER TO OBTAIN MAXIMUM ACCURACY IN MEASURING

DETAILS OF TRACK EQUIPMENT



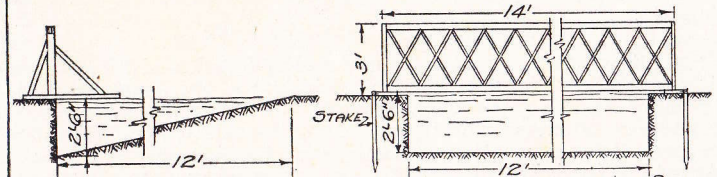
BACK ELEVATION SIDE ELEVATION

VIEW OF PORTABLE JUDGES STAND. FIRST STEP IS HINGED SO THAT IT MAY BE TILTED UP DISCLOSING A 3/4" ROD WHICH CAN BE USED AS A HANDLE TO WHEEL STAND FROM PLACE TO PLACE.



ISOMETRIC VIEW OF 2 JUDGES STANDS HOOKED TOGETHER TO AFFORD JUDGES AND TIMERS UNOBSTRUCTED VISION OF FINISH. SECTIONS ARE INTER CHANGEABLE FOR RIGHT OR LEFT HAND APPROACH OF CONTESTANTS; STRONG HOOKS OF ANY KIND MAY BE USED TO LOCK THEM TOGETHER.

FRONT EDGE OF CHALK MARK IS START AND FINISH LINE.



VIEWS SHOWING STEEPLCHASE HURDLE AND PIT FOR WATER JUMP. PIT IS LEVEL FULL OF WATER, RETAINED BY 1 PIECE OF CANVAS LINING FOLDED AT CORNERS AND LAPPED OVER SIDES. DECORATIVE HURDLES DRESS UP THE FIELD AND ARE USEFUL IN FENCING OFF FIELD EVENTS.