

Amateur Athletic Union of the United States

A.A.U.
1965



**OFFICIAL
HANDBOOK**

TRACK and FIELD



TRACK & FIELD NEWS

P. O. BOX 296

LOS ALTOS, CALIFORNIA

A Service Organization of Volunteer Workers for Amateur Athletics

1964 MEN'S ALL-AMERICA TRACK AND FIELD TEAM

Selected by J. B. Haralson, Chairman, National A.A.U. Track and Field Committee. Aldo M. Scandurra, Chairman, Long Distance Running Committee. Joseph Tigerman, Chairman, Walking Committee.

100 Meter Dash.....	Robert Hayes, Florida A & M A.C.
200 Meter Dash.....	Henry Carr, Phoenix Olympic Club
400 Meter Run.....	Mike Larrabee, Southern Calif. Striders
800 Meter Run.....	Jerry Siebert, Santa Clara Youth Village
1500 Meter Run.....	Dyrol Burleson, Emerald Empire A.A.
5000 Meter Run.....	Robert Schul, Dayton Track Club
10,000 Meters.....	Lt. Billy Mills, U. S. Marines
3000 Meter Steeplechase.....	George Young, Phoenix O.C.
110 Meter High Hurdles.....	Hayes Jones, Detroit Varsity Club
400 Meter Intermediate Hurdles.....	Rex Cawley, Pasadena A.C.
2-Mile Walk.....	Ronald Zinn, U.S. Army & Green & Gold A.C.
10-Kilo Walk.....	Ronald Zinn, U.S. Army & Green & Gold A.C.
15-Kilo Walk.....	Ron Laird, New York A.C.
20-Kilo Walk.....	Ron Laird, New York A.C.
30-Kilo Walk.....	Ron Laird, New York A.C.
35-Kilo Walk.....	Chris McCarthy, U. of Chicago Track Club
40-Kilo Walk.....	Chris McCarthy, U. of Chicago Track Club
50-Kilo Walk.....	Chris McCarthy, U. of Chicago Track Club
15-Kilo Run.....	Karl Weiser, Mercer Island Running Club
20-Kilo Run.....	James Keefe, Central Conn. A.A.
25-Kilo Run.....	Louis Scott, Arizona State Univ.
30-Kilo Run.....	Hal Higdon, U. of Chicago Track Club
Marathon.....	Leonard "Buddy" Edelen, Unattached
Cross-Country.....	Peter McArdle, Metropolitan A.A.U.
High Jump.....	John Thomas, Boston A.A.
Pole Vault.....	Fred Hansen, Houston, Texas
Long Jump.....	Ralph Boston, Southern Calif. Striders
Triple Jump.....	Ira Davis, Philadelphia Pioneer Club
Shot Put.....	Dallas Long, Pasadena A.C.
Discus.....	Al Oerter, New York A.C.
Javelin.....	Frank Covelli, Pasadena A.C.
Hammer Throw.....	Harold Connolly, Pasadena A.C.
35-Pound Weight.....	Al Hall, New York A.C.
Decathlon.....	Paul Herman, U.S. Army
Pentathlon.....	Bill Toomey, Santa Clara Youth Village
All-Round.....	William Urban, New York A.C.
440 Relay.....	Grambling
One-Mile Relay.....	Southern Calif. Striders
Distance Medley Relay.....	Oregon State
880 Relay.....	Southern Calif. Striders
2-Mile Relay.....	Villanova Univ.
4-Mile Relay.....	Univ. of Missouri

1964 ALL-COLLEGE TRACK AND FIELD TEAM

(Selected by J.B. Haralson, Chairman, A.A.U. Men's Track and Field Committee.)

EVENT	NAME AND AFFILIATION
100 Meters.....	Robert Hayes, Florida A & M
200 Meters.....	Henry Carr, Arizona State University
400 Meters.....	Ulis Williams, Arizona State University
800 Meters.....	Tom Farrell, St. John's
1500 Meters.....	Morgan Groth, Oregon State University
5000 Meters.....	Jim Murphy, U.S. Air Force
10,000 Meters.....	Danny Murphy, San Jose State
3000 Meter Steeplechase.....	Vic Zwolak, Villanova
400 Meter Intermediate Hurdles.....	Billy Hardin, Louisiana State University
110 Meter High Hurdles.....	Bobby May, Rice
High Jump.....	John Rambo, Long Beach State
Pole Vault.....	Billy Pemelton, Abilene Christian College
Long Jump.....	Gayle Hopkins, Arizona State University
Triple Jump.....	Charles Craig, Fresno State
Shot Put.....	Garry Gubner, New York University
Discus.....	Bill Neville, Occidental College
Javelin.....	Les Tipton, University of Oregon
Hammer.....	Alex Schulten, Bowdoin College
440 Yard Relay.....	University of Illinois
880 Yard Relay.....	Grambling
One Mile Relay.....	University of California
Two Mile Relay.....	Villanova
Sprint Medley Relay.....	Texas Southern
Distance Medley Relay.....	Oregon State University
Four Mile Relay.....	Missouri

1964 ALL-JUNIOR COLLEGE TRACK AND FIELD TEAM

(Selected by Gil Bishop, National Junior College Records Committee)

EVENT	NAME AND AFFILIATION
100 Yard Dash.....	Travis Williams, Contra Costa, Calif.
200 Yard Dash.....	Gilbert Smith, Blinn, Texas
440 Yard Dash.....	Steve Langham, Howard County, Texas
880 Yard Dash.....	Kay King, American River, Calif.
1 Mile Run.....	Robert Delaney, Santa Ana, Calif.
Two Mile Run.....	Robert Delaney, Santa Ana, Calif.
120 High Hurdles.....	George Greenwood, San Bernardino, Calif.
330 Intermediates.....	David White, College of Sequoias, Calif.
High Jump.....	Ed Caruthers, Santa Ana, Calif.
Long Jump.....	Gary Ard, Modesto, Calif.
Pole Vault.....	Mike Lovera, Citrus, Calif.
Discus Throw.....	Steve Fite, Chaffey, Calif.
Shot Put.....	Jeff Smith, Long Beach, Calif.
Javelin Throw.....	Stan Emerick, Yakima Valley, Wash.

Triple Jump.....	Robert Howard, San Bernardino, Calif.
440 Yard Relay.....	Oakland City College, Calif.
880 Yard Relay.....	Oakland City College, Calif.
Mile Relay.....	American River, J.C., Calif.
Two Mile Relay.....	Santa Ana J.C., Calif.
Sprint Medley Relay.....	Santa Ana J.C., Calif.
Distance Medley Relay.....	American River, J.C., Calif.

1964 HIGH SCHOOL ALL AMERICAN TRACK AND FIELD TEAM

(Selected by J.B. Haralson, Chairman, A.A.U. Men's Track and Field Committee.)

EVENT	NAME AND AFFILIATION
100 Yards.....	James Hines, McClymonds H.S., Oakland, Calif.
220 Yards.....	George Aldridge, Highland Park, Dallas, Texas
440 Yards.....	Freddy Banks, Jefferson, Los Angeles, Calif.
880 Yards.....	Bob Hose, Madison, San Diego, Calif.
One Mile.....	Jim Ryun, Wichita, Kansas
Two Miles.....	Gerry Lindgren, Rogers, Spokane, Wash.
Three Miles.....	Gerry Lindgren, Rogers, Spokane, Wash.
120 Yard High Hurdles.....	Earl McCullough, Polytechnic, Long Beach, Calif.
180 Yard Low Hurdles.....	Earl McCullough, Polytechnic, Long Beach, Calif.
Shot Put	Elvin Bethea, Central, Trenton, N.J.
Discus.....	Elvin Bethea, Central, Trenton, N.J.
Javelin.....	Wayne Donelan, Highland Park, N.J.
High Jump.....	Ed Hanks, Hoover, San Diego, Calif.
Long Jump.....	Bobby Bonds, Poly, Riverside, Calif.
Triple Jump.....	Mike Woods, Washington, Los Angeles, Calif.
Pole Vault.....	Paul Wilson, Warren, Downey, Calif.
440-Yard Relay.....	Weatley, San Antonio, Texas
880-Yard Relay.....	Muir, Pasadena, Calif.
One-Mile Relay.....	Samuell, Dallas, Texas
Two-Mile Relay.....	Maine, East Park, Ill.
Spring Medley Relay.....	East, Wichita, Kansas
Distance Medley Relay.....	Proviso West, Hillside, Ill.

OFFICIAL A. A. U. MEDALS

BALFOUR AWARDS
ARE GUARANTEED
TO GIVE A LIFETIME
OF SATISFACTION.



WRITE FOR YOUR
FREE COPY OF
FULLY ILLUSTRATED
AWARDS FOR CHAM-
PIONS CATALOG.



L. G. Balfour Company
ATTLEBORO, MASSACHUSETTS

The Amateur Athlete

*Official Monthly Publication of the
Amateur Athletic Union of the United States*

Instructive, informative and interesting ar-
ticles—news of track and field, swimming,
boxing, wrestling, gymnastics, weight lift-
ing, volley ball, handball, basketball, and
other A. A. U. sports.

SUBSCRIPTION — \$5.00 PER YEAR

Send subscription to

AMATEUR ATHLETE

156 BROAD STREET

LYNN, MASS.

SULLIVAN TROPHY WINNERS

1964	Don A. Schollander, Santa Clara Swim Club	Swimming
1963	John Thomas Pennel, Northeast Louisiana State College	Pole Vaulter
1962	James T. Beatty, Los Angeles T.C.	Distance Runner
1961	Wilma Rudolph, Tenn. A. and I.	Sprinter
1960	Rafer Johnson, S.C. Striders, Los Angeles	All-Around Athlete
1959	Parry O'Brien, S.C. Striders, Los Angeles	Shot Put
1958	Glenn Davis, Ohio State Univ.	440 Yards Flat and Hurdles
1957	Bobby J. Morrow, Abilene Christian College	Sprinter
1956	Mrs. Patricia Keller McCormick, Los Angeles Athletic Club	Diver
1955	Harrison Dillard, Cleveland, Ohio	Hurdles
1954	Malvin G. Whitfield, Los Angeles A.C.	Middle Distance Runner
1953	Sammy Lee, U.S. Army Medical Corps	Diver
1952	Horace Ashenfelter III, New York A.C.	Distance Runner
1951	Robert E. Richards, Illinois A.C.	Pole Vaulter
1950	Fred Wilt, New York A.C.	Distance Runner
1949	Richard T. Button, Englewood, N. J.	Figure Skating
1948	Robert B. Mathias, Tulare, Calif.	All-Around Athlete
1947	John B. Kelly, Jr., Philadelphia, Pa.	Oarsman
1946	Y. Arnold Tucker, U.S. Military Academy	Football, Basketball, Track
1945	Felix Blanchard, U.S. Military Academy	Football and Shot Put
1944	Ann Curtis, Crystal Plunge, San Francisco	Swimmer
1943	Gilbert Dodds, Boston A.A.	Distance Runner
1942	Cornelius Warmerdam, San Francisco Olympic Club	Pole Vaulter
1941	T. Leslie MacMitchell, New York University	Middle Distance Runner
1940	J. Gregory Rice, South Bend A.A., Ind.	Distance Runner
1939	Joseph W. Burk, Penn. A.C., Philadelphia	Oarsman
1938	Donald R. Lash, Indiana State Police	Distance Runner
1937	J. Donald Budge, Oakland, Calif.	Tennis
1936	Glenn Morris, Denver A.C.	All-Around Athlete
1935	W. Lawson Little Jr., California	Golf
1934	William R. Bonthron, New York A.C.	Middle Distance Runner
1933	Glenn Cunningham, University of Kansas	Middle Distance Runner
1932	James A. Bausch, Kansas City, Mo.	All-Around Athlete
1931	Bernard E. Berlinger, Philadelphia, Pa.	All-Around Athlete
1930	Robert T. Jones Jr., Atlanta, Ga.	Golf

UNITED STATES AGAIN TOPS IN OLYMPICS

Peter Snell, Bob Hayes and Billy Mills Individual Stars

The United States Olympic track and field forces again exerted their superiority over all nations in the most magnificent set of track and field competitions in the history of the Olympic Games.

Any question of America's place in the sun as the No. 1 World Power in track and field is quickly dispelled after a quick review of the results:

- Ten individual champions plus the winning relay teams. Al Oerter of the New York A.C. earned his third straight gold medal in the discus throw, while hurdler Hayes Jones and shotputter Dallas Long, both third at Rome, gained coveted gold medals. The other seven individual winners for the United States were competing for the first time in the Olympics.

- A review of the first six finishers in each of the 24 events indicates that the United States placed in 21 (only shutout in the hammer, javelin, and 50,000 meter walk).

- The United States accounted for 12 gold medals, five silver and three bronze.

- All three American representatives placed in the top six in the shot put and discus, and in eight other events (100m., 200m., 400m., 800m., 5,000m., high hurdles, intermediate hurdles and high jump) grabbed off two of the six places.

- Both world records were set by U.S. representatives—the two relay quartets. The only world record-equaling performance was by Hayes in the 100 meters.

- Of 14 new Olympic marks accounted for, Americans had a part in seven (Hayes, 100m.; Carr, 200m.; Lt. Mills, 10,000m.; Hansen, pole vault; Long, shot put; Oerter, discus and Thomas sharing the new high jump standard with Brunel, USSR).

MOST SATISFYING TRIUMPHS

In retrospect the victories of Schul in the 5,000 meters and Lt. Mills in the 10,000 meters had to be tabbed "the most satisfying" triumphs because of the sub-par performances of Americans in these two events over the years.

Al Oerter, in spite of a rib cage injury, proved his right to be acclaimed the finest discus thrower of all-time by prevailing over Czechoslovakia's Ludvik Daneš who had wrested the world record from Oerter in pre-Olympic competition.

"Fears" among certain of the track cognoscenti that the United States would be shutout in the sprint relay proved unfounded. An intensive, comprehensive training program set up by the coaching staff paid off dividends, in spite of two crippling injuries which caused a certain re-shuffling of the "troops" prior to the sprint relay heats late in the Games. The anchor leg by Hayes in cementing victory in the 400-meter relay will be one 100-meter "dash" which will be recounted for many years to come. It is questionable whether any other sprinter in the world could have brought victory to the United States as did Hayes in his final competition as an amateur.

Before discussing the overall competition one word on behalf of the administrative personnel who handled the American team. Al Post served as head

manager with a staff including Ralph Colson, J.B. (Cap)Haralson, and George Wilson. The coaching staff was headed by Bob Geigengack of Yale, with the assistants being Morgan State's Eddie Hurt, Stanford's Payton Jordan, and Charles (Rut)Walter of Wisconsin. Six of the eight members of the managerial and coaching staff are members of the A.A.U. Track and Field Committee.

THREE DEFEND TITLES

Aside from Oerter, only three other athletes successfully defended their 1960 Olympic crowns. Abebe Bikila, a member of King Haille Selassie's Palace Guard, came through with the world's fastest performance in the marathon in retaining his laurels in the "classic" race. The two other defending champions returned victorious were Poland's Jozsef Schmidt in the triple jump and middle distance runner Peter Snell of New Zealand, 800 meters.

If one person is to be singled out in the greatest array of talent ever assembled in one place "under the sun" it would have to be Snell. He retained the 800-meter crown by winning three races in a row October 14-15-16 in the times of 1:49.0; 1:46.9 and a new Olympic record of 1:45.1 in the final. Then on Oct. 17-19-21 he swept to victory in the prestigious metric mile over 1500 meters by running fourth in the qualifying round (3:46.8), moving up to first in the first semi-final (3:38.8) and then scoring a solid triumph by almost 15 yards over Poland's Josef Odlozil with a solid 3:38.1 performance — the second fastest winning time in history.

Parenthetically, it is interesting to note that 21 nations shared in the highly-prized pieces of gold, silver and bronze. Ten nations accounted for the 24 pieces of gold (USA won 12), 11 nations shared in the silver, while 12 earned bronze medals.

In addition to the seven Olympic marks set by the Americans and one credited to Snell, other new Olympic recordholders are Belgium's Roelants, 3000-meter steeplechase; high jumper Valeriy Brumel of the USSR; Poland's triple jumper Jozsef Schmidt; hammer thrower Romauld Klim of the USSR (along with Brumel the only other gold medalist for the disappointing Soviet Union forces); Willi Holdorf of Germany, decathlon, along with the all-time best Olympic performances in the two walks (Matthews of Great Britain, 20,000 meters; Pamich, Italy, 50,000 meters), and Bikila in the marathon.

The "most disappointed" athlete had to be the talented C.K. Yang of Taiwan who had pushed Rafer Johnson to a new world record in the decathlon at Rome. A revised scoring table did nothing to enhance the chances of Yang to win the first gold medal in history for his country.

GERMANS RULE DECATHLON

If Yang was the "most disappointed" perhaps the 4th, 9th, 10th place finishes of the Americans in the decathlon was "most disappointing" although not totally unexpected by the Americans. Full credit is given to the young German trio of Holdorf, Walde (3rd), and Beyer (6th), along with the young Soviet decathlete Rein Aun (2nd) who have brought a new luster to the most demanding of all Olympic events in any sport.

Four years ago for the first time in the modern Olympic Games, the United States lost the two sprint titles. Prior to Tokyo Bob Hayes and Henry Carr had been "tabbed" as the men to beat. Both Hayes and Carr lived up to this advance billing.

In the first round of heats in the 100 meters, Hayes whipped the veteran Olympian, Tom Robinson of the Bahamas, by about four feet. Hayes edged Venezuela's great sprinter, Herrera, by the same margin in the second round

of heats. Perhaps the best race run by Hayes in the Olympics was a wind-aided 9.9 in the semi-final as he crushed Poland's Maniak by more than seven feet.

There was no doubt about the final. Hayes running on the soft inside lane got away "even" with the field at the gun. At 40 meters Hayes had established his superiority over the other seven sprinters. At the tape Hayes had lengthened his margin to at least seven feet in one of the most one-sided and decisive victories in the history of the Olympic Games.

Carr held off his best performance until the final. In the first round he finished behind Germany's Schumann. Later the same day he came back with a 21st lap performance to win his second-round heat with ease. This left the semifinals and finals for the issue to be decided the following day. After Paul Drayton had tied the Olympic mark of 20.5 in winning the first semi-final Carr eased into a 20.6 to knock over the defending champion, Italy's Berruti, in the second semi.

For the final, Carr drew the next-to-outside lane behind Ed Roberts, the American college student from Trinidad-Tobago. Henry, the former Detroit high school phenom, came out of the turn in the lead (much to the surprise of Drayton, acknowledged an excellent "curve runner") and sped to victory by more than four feet in a new Olympic record time of 20.3.

POPULAR VICTORY FOR LARRABEE

One of the most popular of the American victories was that of the veteran Mike Larrabee, captain of the Southern California Striders, in the 400 meters. Mike most definitely was the "comeback-of-the-year-runner." The 30-year old Southern Cal graduate who is now a high school mathematics teacher had finished eighth and last in the 1963 National Championships. He had won the 1964 National title and was No. 1 in the final Olympic trials.

The track experts predicted a close battle among Larrabee, Trinidad's Wendell Mottley and the British captain, Robbie Brightwell, in the final. At the 200-meter mark it was Mottley first and Larrabee sixth. With a supreme effort in the final 100 meters, Larrabee erased a four-meter deficit, caught Mottley ten yards from home and won "going away" with a respectable 45.1 second performance.

The victories of high hurdler Hayes Jones and intermediate hurdler Rex Cawley capped long campaigns by both men who had dedicated themselves four years ago to breasting the tape first at Tokyo. The high hurdles final was strictly a two-man race, Blaine Lindgren on the inside and Hayes Jones running the outside. The difference between the two actually was Jones' superior closing sprint.

Cawley ran one of his patented races to run away with the final. He stayed up with the pack for the first seven hurdles, had caught every one (including the leader, Italy's Frimolli) by the ninth and used his fine speed the rest of the way to assure victory. Teammate Jay Luck was nosed out by the Australian Knoke for fourth.

In the 5,000 meter run Bob Schul scored a convincing triumph in the rain, although France's Jazy had threatened to make a runaway of the race. Schul didn't catch Jazy until the final curve. At that it took a final 54.8 lap to assure Schul's triumph over a classy field as Jazy slumped to fourth. Germany's Harald Norpoth and Schul's teammate, Bill Dellinger, finished second and third, respectively.

Of all the thrills in the XVIII Olympic Games, none will equal that supplied by Marine lieutenant Billy Mills. The 10,000-meter run featured the first day of track competition. Odds-on favorite as the runners took their mark was

Australian Ron Clarke. And for most of the race it was felt that Clarke would prevail at the tape.

MILLS RUN TO VICTORY

There were two men who refused to concede victory — Tunisia's Muhamed Gamoudi and Mills. The TV-show of the year was the final lap in this grand race. Although the "lapped" runners made no effort to let the leaders "through" on the final spin around the track, the added traffic failed to alter the final result. Mills made several bold moves in the final 400 meters, but the one that paid off was when he finally broke through to take over about 50 yards from the tape. So stunned was Clarke by the turn of events that he yielded the silver medal to Gamoudi as Mills hung up the first new Olympic record of the Games with a 28:24.4 clocking.

So torrid was the pace that the defending champion, Pyotr Bolotnikov of the Soviet Union, was sandwiched between Ron Larrieu and Canada's Bruce Kidd in 25th place.

Brief mention must be made of the triumphs in the two relays.

Prior to the games, the American entry list for the sprint relay (4x100) included Hayes, Ashworth, Stebbins, Drayton, Jackson and Pender. Jackson and Pender sustained leg injuries running the 100 meters and were out. Coming up to the final Drayton was bothered by a "leg twinge." He had to run since he was in better "condition" than either Jackson or Pender.

Hayes faced at least a three-yard deficit going into the final century where he was duelling France's Delecour and Poland's Dudziak, neither of whom were the fastest runners for their team. Of course, Hayes won going away with at least ten feet to spare as seven of the eight finalists (Britain excepted) equaled or bettered the former Olympic mark of 39.5.

The Americans left no doubt in anyone's mind that they would also smash the world record in the 4 x 400 closing relay event. The 3:05.3 winning time in the first round was achieved with a team led off by Henry Carr, with Ollan Cassell, Mike Larrabee and Ullis Williams following in order. For the final, the forces were re-shuffled with Ollan Cassell leading off (46.0 for second behind Britain's Tim Graham); Larrabee speeding into the lead with a 44.8 leg, followed by Ullis Williams holding by five yards over Ed Roberts of Trinidad-Tobago.

CARR'S SUPERB ANCHOR RELAY LEG

Henry Carr's superb 44.5 anchor leg brought America home about ten yards in front of Britain's Brightwell with a pulsating final clocking of 3:00.7 as Britain and Trinidad-Tobago also cracked the old world mark of 3:02.2 set by the American team in the Rome Olympics.

The defeat of defending broad jump champion Ralph Boston and the failure of Harold Connolly to place in the hammer throw were minor disappointments in the field events.

Dallas Long majestically prevailed in the shot put, coming from behind in the final throws (his fourth to be exact) to wrest victory from young Randy Matson, 66-8½ to 66-3¼, as both men bettered Bill Nieder's former Olympic mark of 64-6¾.

There were "scares" for the Americans in the pole vault, an event lost by the United States only in the "unofficial" Games of 1906. John Pennel, former world recordholder went out at 15-5, and Billy Pemelton exited at the next height 15-9.

At 16-5 Hansen was still faced with the opposition of three talented young

German vaulters. He had passed the first three heights, cleared each of the next three on his first vault, and then passed 16-1 and 16-3.

All four competitors sailed over 16-5 on the first attempt.

Hansen passed 16-6¾. Reinhardt cleared the bar on his first attempt and his two teammates missed at the height.

The issue was resolved at 16-8¾ where Hansen cleared on his final attempt and then Reinhardt missed to bring the competition to a close shortly after ten o'clock in the evening.

JOHN THOMAS BOUNCES BACK IN HIGH JUMP

John Thomas regained the admiration of track and field followers throughout the world as he ignored the effects of a hernia and battled his constant nemesis Valeriy Brumel right down to the final attempts at 7-2 5/8. Both had cleared 7-1 7/8. Brumel earned the coveted gold medal on the basis of fewer misses, 2 to 4.

The broad jump competition was conducted in the rain. Britain's Lynn Davies (6th in the AAU Championships at New Brunswick) hit his fifth jump to overtake Boston. On Ralph's sixth and final leap he had his best but was still 1½ inches shy of Davies' winning 26-5¾.


The world recordholder, Denmark's Ludvik Danek, prevented the U.S.A. from a 1-2-3 sweep in the discus throw. Even so, Oerter again prevailed when he skimmed the platter 1½ inches beyond 200 feet on his fifth toss. He was fourth at the time with his second throw of 191-5. Dave Weill copped the bronze medal and the veteran Jay Silvester came in fourth.

A recapitulation of the final results indicated that the United States had 33 performers in the first six finalists of the 24-event program, trailed by the Soviet Union with 18 and Germany 15. Great Britain 12, Poland 9, Hungary 6, Italy and France 5 each, New Zealand and Australia 4 each and finally Trinidad-Tobago, Canada, Czechoslovakia, Sweden, and Jamaica three each completed the 15 top nations as 31 countries in all placed men in the first six.

In conclusion, the three "double" gold medal winners Bob Hayes (100m, 400m, relay), Henry Carr (200m, and 1600m, relay), and Peter Snell (800m, and 1500m,) pretty much represent *la creme de la creme* in the XVIII Olympic Games. Their exploits were such that the *cognoscenti* will still be talking about them when the nations gather at Mexico City in 1968.

C. R. P. Jr.

OLYMPIC AND NATIONAL CHAMPIONS




(Left to Right) BOB HAYES, the world's fastest human and 100 meter champion; HENRY CARR, Phoenix O.C., 200 meters; and MIKE LARABEE, Southern California Striders, 400 meters. All holders of the world's record also.

NATIONAL A.A.U. CHAMPIONS




(Left to Right) TOM O'HARA edged Dyrol Burleson in the 1500-meter for his first outdoor National title; PETE McCARDLE nails down the 10,000-meter crown; JERRY SIBERT, Santa Clara V.Y.V., comes back after one-year "layoff" to regain 800-meter laurels.

OLYMPIC AND NATIONAL CHAMPIONS






(Left to Right) BOB SCHUL, Dayton A.C., climaxes great year that includes a world record for 2 miles and 5,000 meter victories in the Nationals and Olympic Games; AL OERTER, New York A.C., won his third straight in the Olympic Games and collected another National title; HAYES JONES, Detroit V.C., prepared for Tokyo by retaining the National title and won by a hair's breadth over teammate Blaine Lindgren in the Olympics.

NATIONAL A.A.U. CHAMPIONS



(Left to Right) RON ZINN, Green and Gold A.C., retains honors in 2-mile walk; JEFF FISHBACK, Santa Clara V.Y.V., wins his first in the steeplechase; BILL HARDIN, L.S.U., becomes a "second-generation-Hardin" among the National 400-meter champions.

NATIONAL A.A.U. CHAMPIONS



(Left to Right) FRANK COVELLI, Pasadena A.A., javelin throw; RANDY MATSON, Texas A&M, dethroned Dallas Long to prove right to claim as "heir apparent" in the shot put race; HAROLD CONNOLLY, Culver City A.C., came back from two years in Finland to reclaim his title in the hammerthrow.

WORLD RECORD HOLDERS & CHAMPIONS, TOO



(Left to Right) FRED HANSEN, improved steadily during the season alternately winning important events and inching the world standard upwards. He is the National Champion, Olympic Champion, and World and Olympic recordholder in the pole vault; RALPH BOSTON, Southern California Striders, is National champion and also the new world recordholder in the broad jump.

FINAL OLYMPIC TRIALS - MEN'S TRACK AND FIELD

at Los Angeles, Calif. - September 12-13, 1964

100 METERS-10.1-1. Bob Hayes, Florida A&M; 2. Trenton Jackson, Illinois, 10.2; 3. Mel Pender, U.S. Army & Phila. Pioneer, 10.3; 4. Gerry Ashworth, So. Calif. Striders, 10.4; 5. Darel Newman, Fresno State, 10.4; 6. Charles Greene, Midwestern AAU, 10.4.

200 METERS-20.4-1. Paul Drayton, U.S. Army & Phila. Pioneer; 2. Richard Stebbins, Pasadena A.A., 20.5; 3. Bob Hayes, Florida A&M, 20.7; 4. Henry Carr, Phoenix O.C., 20.8; 5. John Moon, U.S. Army, 20.9; 6. Larry Dunn, U.S. Army, 21.0.

400 METERS-44.9 (Ties world record)-1. Mike Larrabee, So. Calif. Striders; 2. Ulis Williams, Arizona St., 45.0; 3. Ollan Cassell, New Jersey AAU, 45.6; 4. Theron Lewis, Middle Atlantic AAU, 46.3; 5. Dave Archibald, Univ. of California, 46.3; 6. William Boyle, Notre Dame, no time; 7. Robert Tobler, Brigham Young, no time.

800 METERS-1:47.1-1. Morgan Groth, Oregon State; 2. Tom Farrell, St. John's, 1:48.0; 3. Jerry Siebert, Santa Clara V.Y.V., 1:48.3; 4. Francis Smith, Garden Town T.C., 1:48.7; 5. Barry Sugden, Ohio Univ., no time; 6. Darnell Mitchell, Ohio Univ., no time.

1500 METERS-3:41.2-1. Dyrrol Burleson, Emerald Empire A.A.; 2. Tom O'Hara, Loyola, 3:41.5; 3. Jim Ryun, Wichita Kiwanians, 3:41.9; 4. Jim Grelle, Los Angeles T.C., 3:41.9; 5. Archie San Romani, Jr., Oregon St., 3:43.0; 6. Bob Day, U.C.L.A., 3:46.1.

5000 METERS-13:55.6-1. Tie between Bob Schul, Dayton A.C. and Bill Dellinger, Emerald Empire A.A.; 3. Oscar Moore, N.Y. Pioneer, 14:58.8; 4. James Murphy, U.S. Air Force Acdy., 14:04.6; 5. Jim Healy, No. Car. T.C., 14:21.6; 6. Tom Rodda, Los Angeles T.C., 14:28.2.

10,000 METERS-29:02.0-1. Gerry Lindgren, Spokane A.C.; 2. Lt. Billy Mills, U.S. Marine Corps, 29:10.4; 3. Ron Larrien, Los Angeles T.C., 29:20.5; 4. Doug Brown, Univ. of Montana, 29:33.6; 5. John Gutknecht, No. Carolina T.C., 29:40.0; 6. Peter McArdle, Metropolitan AAU, no time.

110-METER HIGH HURDLES-13.6-1. Willie Davenport, U.S. Army; 2. Hayes Jones, Detroit V.C., 13.6; 3. Blaine Lindgren, Salt Lake City Rec. Dept., 13.8; 4. Russell Rogers, Grand St. Boys, 13.9; 5. Bobby May, Rice, 13.9; 6. Elias Gilbert, Baltimore O.C., 13.9.

400-METER INTERMEDIATE HURDLES-49.1 (New World Record)-1. Rex Cawley, Pasadena A.A.; 2. Bill Hardin, L.S.U., 49.8; 3. Jay Luck, New Haven T.C., 50.4; 4. John Bethea, Morgan St., 51.3; 5. Chris Stauffer, Baltimore O.C., 52.3; 6. Tom Wyatt, Oregon St., 53.4.

3000-METER STEEPLECHASE-8:44.2-1. George Young, Phoenix O.C.; 2. Vic Zwolak, Villanova, 8:46.2; 3. Jeff Fishback, Santa Clara V.Y.V., 8:55.8; 4. Pat Traynor, Ridley Twp. Striders, 8:56.8; 5. Mike Lehner, Univ. of Oregon, 8:56.8.

FIELD EVENTS

SHOT PUT-64-9-1. Dallas Long, Pasadena A.A.; 2. Randy Matson, Gulf AAU, 63-10; 3. Parry O'Brien, Pasadena A.A., 62-10; 4. Dave Davis, U.S. Marines, 62-8; 5. Gary Gubner, N.Y.U., 61-4 1/2; 6. John McGrath, Pasadena A.A., 59-11.

DISCUS-198-7 1/2-1. Jay Silvester, Intermountain AAU; 2. Al Oerter, New York A.C., 193-4; 3. David Weill, Indian T.C., 191-2 1/2; 4. Rink Babka, Pasadena A.A., 190-10; 5. Glenn Passey, U.S. Air Force, 182-2; 6. Bob Humphreys, Pasadena A.A., 180-9; 7. Larry Kennedy, Univ. of New Mexico, 174-2.

JAVELIN-252-9 1/2-1. Frank Covelli, Pasadena A.A.; 2. Les Tipton, Univ. of Oregon, 243-1/2; 3. Ed Red, Rice Univ., 242-11 1/2; 4. Bob Sbordone, U.S. Air Force, 239-1 1/2; 5. Bill Floerke, Kansas City O.C., 227-0; 6. Buck Kipe, Wash. St., 223-6 1/2; 7. Jan Sikorsky, Pasadena A.A., 223-1 1/2; 8. Jim Stevenson, Baltimore O.C., 215-9 1/2.

HAMMER THROW-223 5-1/2-1. Hal Connolly, Culver City A.C.; 2. Ed Burke, Santa Clara V.Y.V., 215-1/2; 3. Al Hall, New York A.C., 214-9; 4. Jim Pryde, Santa Barbara A.C., 190-4 1/2; 5. Bill Corsetti, Northeastern Univ., 189-2; 6. Bill McWilliams, Boston A.A., 188-5.

POLE VAULT-16-6-1. Fred Hansen, Gulf AAU; 2. John Pennel, Fla. Gold Coast AAU, 16-6; 3. Billy Pemelton, Abilene Christian, 16-0; 4. Ron Morris, So. Calif. Striders, 15-6; 5. Dave Tork, West. Virginia AAU, and Gerald Pratt, Pasadena A.A., 15-0.

HIGH JUMP-6-10-1. Ed Caruthers, So. Calif. Striders; 2. John Thomas, Boston A.A., 6-10; 3. John Rambo, Long Beach St., 6-8; 4. Otis Burrell, So. Calif. Striders, 6-8; 5. tie between Lew Hoyt, So. Calif. Striders, and Gene Zubrinsky, U.S. Army, 6-6.

BROAD JUMP-27-10 1/4w - 1. Ralph Boston, So. Calif. Striders; 2. Gayle Hopkins, Univ. of Arizona, 26-4 3/4; 3. Phil Shinnick, Univ. of Washington, 26-3 1/2; 4. Charles Mays, Grand St. Boys, 26-2 3/4; 5. Lt. Darrell Horn, U.S. Air Force; 6. Bill Miller, McMurry T.C., 24-7 1/4.

DECATHLON-7,728 points. 1. Tie between Lt. Dick Emberger, U.S. Marines and Rusty Hodge, Santa Clara V.Y.V.; 3. Paul Herman, U.S. Army, 7,701; 4. Bill Toomey, Santa Clara V.Y.F., 7,619; 5. Lt. Don Jeisy, U.S. Marines, 7,426; 6. Don Shy, Pomona H.S., 5,911.

NEW YORK OLYMPIC TRIALS

Randalls Island - July 3-4, 1964

100 METERS

Final-10.1-1. Jackson; 2. Ashworth, 10.1; 3. Greene, 10.2; 4. Pender, 10.3; 5. Rivers, 10.2; 6. Newman and Stebbins, 10.3; 8. Drayton, 10.3.
Heat A-10.2-1. Jackson; 2. Newman, 10.2; 3. Ashworth, 10.3; 4. Rivers, 10.4; 5. Blunt, 10.5. W. Herman scratched.
Heat B-10.3-Greene; 2. Drayton, 10.3; 3. Pender, 10.3; 4. Stebbins, 10.4; 5. Moon, 10.5. Hayes and Plowman, scratched.

200 METERS

Final-20.7-1. Carr; 2. Stebbins, 20.8; 3. Drayton, 21.0; 4. Dunn, 21.0; 5. Webster, 21.1; 6. Moon, 21.2; 7. Horner, 21.8. Rivers did not finish.
Heat A-20.9-Stebbins; 2. Carr, 21.0; 3. Moon, 21.4; 4. Rivers, 21.4; 5. Workman, 21.6; W. Herman, scratched.
Heat B-20.8-1. Drayton; 2. Dunn, 21.0; 3. Horner, 21.0; 4. Webster, 21.3; 5. Blunt, 21.4; 6. Pipkin, 21.5. Hayes, scratched.

400 METERS

Final-45.9-1. Cassell; 2. Williams, 46.0; 3. Lewis, 46.1; 4. Boyle, 46.2; 5. Tobler, 46.3; 6. Larrabee, 46.6; 7. Heath, 46.7; 8. Beaty, 46.8.
Heat A-46.0-1. Larrabee; 2. Williams, 46.0; 3. Lewis, 46.2; 4. Boyle, 46.4; 5. W. Johnson, 46.7; 6. Edmunds, 46.8; 7. Plummer, 55.9.
Heat B-46.2-1. Cassell; 2. Heath, 46.4; 3. Tobler, 46.6; 4. Beaty, 46.9; 5. Lee, 47.2; 6. Archibald, 47.6.

800 METERS

Final-1:47.2-1. Siebert; 2. Groth, 1:47.2; 3. Sugden, 1:47.3; 4. Farrell, 1:47.5; 5. Mitchell, 1:47.7; 6. Smith, 1:47.7; 7. Nelson, 1:48.2; 8. Dupree, 1:49.7.
Heat A-1:50.7-1. Siebert; 2. Sugden, 1:50.9; 3. Nelson, 1:50.9; 4. Smith, 1:51.1; 5. Buchta, 1:51.5; 6. Bess, 1:52.4; 7. Parker, 1:53.2.
Heat B-1:50.3-Groth; 2. Mitchell, 1:50.5; 3. Dupree, 1:50.7; 4. Farrell, 1:50.9; 5. Perry, 1:51.3; 6. Garrison, 1:59.1; 7. L. Martin, 2:04.1.
Underwood did not finish.

1500 METERS

Final-3:45.4-1. Burlison; 2. O'Hara, 3:45.6; 3. Grelle, 3:46.1; 4. Ryun, 3:46.1; 5. San Romani, 3:46.4; Day, 3:46.6; 7. Weisiger, 3:46.7; 8. Camden, 3:48.5.
Heat A-3:49.0-1. San Romani, Jr.; 2. Day, 3:49.1; 3. Ryun, 3:49.6; 4. O'Hara, 3:49.8; 5. Tucker, 3:51.8.
Heat B-3:54.7-1. Burlison; 2. Grelle, 3:54.8; 3. Weisiger, 3:54.9; 4. Camden, 3:54.9; 5. Lingle, 3:55.1; 6. Larson, 3:59.1. Nelson and Groth, scratched.

5000 METERS

Final-14:10.8-1. Schul; 2. Dellinger, 14:11.4; 3. G. Lindgren, 14:13.8; 4. O. Moore, 14:17.8; 5. J. Murphy, 14:18.2; 6. Rodda, 14:19.4; 7. Brown, 14:20.3; 8. Lt. Mills, 14:28.5; 9. Keefe, 14:52.0; 10. Lynch, 15:30.8. Beatty and Straub did not finish. K. Moore scratched.

110-METER HIGH HURDLES

Final-13.4-1. H. Jones; 2. B. Lindgren, 13.7; 3. Davenport, 13.9; 4. Gilbert, 13.9; 5. Rogers, 13.9; 6. R. May, 13.9; 7. Cerulla, 13.9; 8. W. May, 14.0.
Heat A-13.9-1. H. Jones; 2. Gilbert, 14.0; 3. R. May, 14.0; 4. Cerulla, 14.1; 5. Cherry, 14.2; 6. Whitehouse, 14.3. C. Thompson, scratched.
Heat B-13.8-1. Davenport; 2. Rogers, 14.01 3. B. Lindgren, 14.0; 4. W. May, 14.2; 5. Johnston, 14.3; 6. Cortright, 14.5; Viltz, 14.7.

400-METER HURDLES

Final-49.4-1. Luck; 2. Cawley, 49.8; 3. Stauffer, 50.1; 4. Hardin, 50.2; 5. Bethea, 50.5; 6. Wyatt, 50.5; 7. Atterberry, 50.5; 8. V. McArdle, no time.
Heat A-50.9-1. Cawley; 2. Bethea, 51.1; 3. V. McArdle, 51.6; 4. Hardin, 51.7; 5. Lynch, 52.3; 6. Whitney, 52.5. Cushman scratched.
Heat B-51.0-1. Luck; 2. Stauffer, 51.4; 3. Atterberry, 51.4; 4. Wyatt, 51.7; 5. McCray, 51.7; 6. Reynard, 52.5.

3000 METER STEEPLECHASE

Final-8:40.4-1. Fishback; 2. Young, 8:45.8; 3. Lehner, 8:46.0; 4. Zwolak, 8:47.8; 5. Silverberg, 8:50.8; 5. R. Davis, 8:57.6; 7. Manley, 8:58.8; 8. Krenzer, 8:59.6; 9. Hughes, 9:01.6; 10. Steinke, 9:07.4; 11. Laris, 9:10.0; 12. Traynor, 9:10.6; 13. Becheler, 9:16.4. Best did not finish.

FIELD EVENTS

SHOT PUT

Final-64-9 1/4-1. Long; 2. Matson, 62-9 1/4; 3. O'Brien, 62-6; 4. Davis, 61-4 1/2; 5. Gubner, 60-4 3/4; 6. McGrath, 59-1/2; 7. Woods, 57-11 1/2; 8. Castle, 57-3; 9. Yost, 56-5 3/4; 10. L. Johnson, 56-5 1/4; 11. Berkowitz, 56-1; 12. Wallin, 54-11. Maggard scratched.

DISCUS THROW

Final-201-11-1. Oerter; 2. Weill, 193-0; 3. Silvester, 187-9 1/2; 4. Babka, 185-5 1/2; 5. Passey, 185-5; 6. Kennedy, 180-1 1/2; 7. McGrath, 179-11 1/2; 8. Crane, 174-6; 9. Neville, 167-2 1/2; 10. Schmidt, 162-4 1/2; 11. Akers, 154-0. Hendrickson and Petroelje, scratched.

JAVELIN THROW

Final-242-8-1. Stevenson; 2. Sikorsky, 242-1/2; 3. Sbordone, 241-9 1/2; 4. Red, 239-8; 5. Kipe, 239-2 1/2; 6. Covelli, 237-7 1/2; 7. Tipton, 230-0; 8. Dyes, 228-3; 9. Winningham, 218-9 1/2; 10. Conley, 217-2 1/2; 11. Stupart, 203-7 1/2. R. Brown, scratched.

HAMMER THROW

Final-225-4-1. Connolly; 2. Hall, 208-9; 3. Burke, 208-6; 4. McWilliams, 199-11; 5. Schulten, 196-7; 6. Corsetti, 193-8; 7. Backus, 189-1/2; 8. Pagan, 186-3 1/2; 9. Tozur, 181-8 1/2; 10. Gage, 181-2; 11. Frenn, 180-11; 12. Croasdale, 175-4 1/2. Sumoski fouled all tried.

POLE VAULT

Final-16-6-1. Pempel; 2. Tork, 16-2; 3. Pemelton, 16-2; 4. Morris, 16-2; 5. Hansen, 16-2; 6. Pratt, 16-2; 7. Myers, 15-9; 8. Uelses, 15-3; 9. Manning and Jeisy, 15-3. Holsinger and Flanagan did not clear opening height. Self scratched.

BROAD JUMP

Final-27-5 1/2w-1. Boston; 2. Horn, 26-11 3/4; 3. Miller, 26-6 3/4; 4. Mays, 26-4; 5. Hopkins, 26-2 1/4; 6. Shinnick, 26-1 1/2; 7. Tucker, 25-7; 8. G. Moore, 25-0; 9. Watson, 24-11 1/2; 10. Walker, 24-3 1/4; 11. Nickolas, 24-2 1/4; 12. Cole, 23-10 1/2. Bond, scratched.

TRIPLE JUMP

Final-52-10 3/4-1. Davis; 2. Horn, 52-6 1/4; 3. Craig, 51-9; 4. Sharpe, 50-8 1/2; 5. Gaskill, 50-1 3/4; 6. Walker, 50-1 1/2; 7. Bond, 50-0; 8. Tate, 48-6 1/4; 9. Meadows, 48-1/4; 10. Hopkins, 46-9 1/2; 11. Cooper, 45-11 1/4. Lawson, scratched.

HIGH JUMP

Final-7-2-1. Thomas; 2. Rambo, 7-0; 3. Burrell, 6-11; 4. Tie among Hoyt, Caruthers, Zubrinsky, 6-9; 7. Stuber, 6-9; 8. G. Johnson, 6-9; 9. Ross, 6-9; 10. Keppel, 6-7; 11. Pardee, 6-7; 12. E. Johnson, 6-7; 13. Olsen, 6-7.

O'HARA SETS MARK FOR 1500 METERS

Seven Champions Go On to Win Olympic Gold Medals

Tom O'Hara was the star of the 76th Annual A.A.U. Championships as he set an American record of 3:38.1 in capturing the coveted 1500-meter run by defeating his long-time nemesis, Dyrol Burleson, before a banner crowd of over 22,000 at the Rutgers Stadium, New Brunswick, N.J.

The meet also served as a qualifying test for the New York Olympic Trials the following week. The first six Americans who had not previously qualified for these Olympic trials moved up. It is interesting to note that seven AAU individual champions (Henry Carr, 200m; Fred Hansen, Pole Vault; Bob Hayes, 100m; Hayes Jones, high hurdles; Mike Larrabee, 400m; Al Oerter, discus; and Bob Schul, 5000m) went on to win gold medals in the Olympic Games. As for the other three USA winners at Tokyo, shotputter Dallas Long was runner up to Randy Matson (silver medalist), 400-meter intermediate hurdler Rex Cawley, just coming off the injured list, was fourth in the championships, while Lt. Billy Mills, 10,000-meter Olympic ruler, passed up the meet to concentrate on the Olympic Trials the following week.

The highly-successful meet was sponsored by the New Jersey Jaycees and the meet director was the Rutgers track coach Les Wallack. Competition on the track was conducted on a newly-laid *en-tout-cas* imported British material.

Six of the 19 winners repeated their triumphs of a year ago, three re-gained national titles, while the other ten were first-time winners of the coveted crowns. The only foreigner to win an individual title was Chris Mousiades of Greece, representing the New York A.C., who garnered the triple jump title by defeating the perennial leaders, Ira Davis and Bill Sharpe of the Philadelphia Pioneer Club.

Hayes won his third straight "century" sprint title, while Henry Carr won the 200 meters outright, after sharing it with Paul Drayton a year ago. Mike Larrabee, the veteran captain of the Southern California Striders championship team, was the No. 1 surprise, capturing the 400 meters from a star-studded field which included Uli Williams, winner in 1962 and 1963.

Hayes Jones retained his laurels in the high hurdles while Ralph Boston scored his fourth straight success in the broad jump. Ron Zinn continued his domination in the walk while Pete McArdle prevailed in the longest race of all, 10,000 meters.

Three battle-tested veterans of track and field competition proved to be the class in their respective events. Jerry Siebert in the 800 meters and hammer thrower Harold Connolly established new meet marks in re-gaining titles while Al Oerter spun the discus over 200 feet in winning the discus which he was prevented from competing in a year ago because of an injury.

The second youngest of the new champions was 19-year old Randy Matson with a surprising 64-11 throw to establish a new championship mark in the shot put. Tom O'Hara's triumph in the 1500 meters and Larrabee's in the 400 meters have already been mentioned.

Jeff Fishback reached the zenith of his post-college career when he whipped the veteran George Young in the steeplechase in meet-record time of 8:43.6. Bob Schul, Dayton A.C., was magnificent in "controlling" the field in the 5000 meters and winning from the veteran Bill Dellinger and young Gerry Lindgren pretty much as he pleased also in meet-record time, 8:43.6.

Bill Hardin, Louisiana State senior and son of the 1936 Olympic intermediate hurdles champion, was the only man to add an AAU gold medal to the first place he collected the previous week in the NCAA meet.

One of the really fine performances in the championships came in the pole

vault. Two weeks earlier in San Diego, Fred Hansen had cleared 17-2 in an AAU invitation meet. The national championship was the long awaited meeting ground for Hansen and the recognized pole vault world record holder, John Pennel. Beset by injuries all Spring, Pennel was not equal to the task and had to be content with fifth place. Hansen was not to be denied. He cleared 17 feet in the dusk of the evening to win the gold medal and also the applause of the press as the outstanding performer in the meet. The Charles J. Utages Memorial Medal was presented to Hansen by track and field chairman, J. B. (Cap) Haralson, at the 77th Annual Convention in Houston, December 5.

The javelin throw and high jump were recognized as wide-open affairs. Frank Cavelli of the Pasadena A.A. earned top honors in the javelin while Ed Caruthers of Santa Ana Junior College, wearing the colors of the Southern California Striders, the youngest champion among the 19 crowned, was declared the winner in the high jump over John Rambo and John Thomas on the basis of fewer misses after all three had cleared 7-1 and then missed at 7-2.

Of the 56 men in the 18 individual events contested at Rutgers in addition to Dick Stebbins and Gerry Ashworth added for the Olympic sprint relay team, 43 had placed among the first six finishers in the AAU championships. As previously mentioned, seven AAU champions also became Olympic champion at Tokyo. Also, out of 18 medals in the Olympic Games won by USA athletes, 17 were garnered by medal winners in the AAU championships. The single exception was Lt. Billy Mills, 10,000 meter champion.

According to custom the first and second placewinners were named to the National team to meet the Soviet Union at Los Angeles. In the sixth international dual meet between the two track powers of the world, six AAU champions came in first in the USA-USSR meet.

C. R. P. Jr.

76th ANNUAL AAU MEN'S OUTDOOR TRACK
AND FIELD CHAMPIONSHIPS

at New Brunswick, N.J. — June 27-28, 1964

Team Scoring—So. California Striders 90; Pasadena A.A. 41; New York A.C. 38; Philadelphia Pioneer 25; Phoenix O.C. and Santa Clara V.Y.F. 24; Grand Street Boys and Green and Gold A.C. 12; Boston A.A., Culver City A.A., Dayton A.C., Detroit V.C., Florida A&M, Louisiana State, Loyola, 10 each; North Carolina T.C. 9; Cleveland Striders, Los Angeles T.C., New Haven T.C., Salt Lake City Rec. Dept., Spokane A.C., 8 each; Baltimore Olympic Club, Garden Town T.C., Indian T.C., New York Pioneer, Oregon State, Reipas A.C., 6 each; Brigham Young, McMurry T.C., Rice Univ., Wichita Kiwanians, 4 each; Abilene T.C., Univ. of Arizona, Milwaukee T.C., Utah State, 2 each; Bowdoin, Fordham A.A., Georgetown, U.S. Merchant Marine Acad., 1 each.

100 METERS

Final—10.3—1. Bob Hayes, Florida A&M; 2. Charles Greene, Midwestern AAU, Lindoln, Neb., 10.4; 3. Bernie Rivers, Chicago T.C., 10.5; 4. John Moon, U.S. Army, 10.6; 5. Mel Pender, U.S. Army & Phila. Pioneer, 10.6; 6. Gerry Ashworth, So. Calif. Striders, 10.6; 7. Jim Guy, Southern Univ., 10.8; 8. Paul Drayton, U.S. Army and Phila. Pioneer.

Semi-Finals

Heat A—10.3—1. Moon; 2. Ashworth, 10.3; 3. Drayton, 10.3; 4. Guy, 10.4; 5. T. Williams, 10.4; 6. Ragsdale, 10.5; 7. Wallace, 10.5; 8. Winder, 10.6
Heat B—10.3—1. Hayes; 2. Greene, 10.4; 3. Rivers, 10.5; 4. Pender, no time; 5. Dunn, no time; 6. R. Brown, 10.6; 7. Stebbins, 10.6; 8. B. Johnson, 10.6.

First Round

Heat A—10.3—1. Moon; 2. Hayes, 10.3; 3. T. Williams, 10.5; 4. B. Johnson, 10.5; 5. Poynter, 10.5; 6. Duncan, 10.8; 7. J. James, 10.9; 8. W. Jackson, 10.9.
Heat B—10.4—1. Rivers; 2. Guy, 10.5; 3. R. Brown, 10.5; 4. Ragsdale, 10.6; 5. Horner, 10.6; 6. W. Williams, 10.6; 7. Questad, 10.9; 8. Freeman, 10.9.
Heat C—10.3—1. Greene; 2. Drayton, 10.3; 4. Stebbins, 10.5; 5. Blenheim, 10.5; 6. Morris, 10.5; 7. Wiebe, 10.8; 8. Collymore, no time.
Heat D—10.4—1. Ashworth; 2. Pender, 10.4; 3. Wallace, 10.6; 4. Winder, 10.6; 5. del Vecchio, 10.6; 6. Gonzales, 10.8; 7. N. Adams, 10.8; 8. Hilbe, 11.2.

200 METERS

Final—20.6—1. Henry Carr, Phoenix O.C.; 2. Paul Drayton, U.S. Army & Phila. Pioneer, 20.6; 3. John Moon, U.S. Army, 20.8; 4. Ed Roberts, Grand St. Boys, 21.0; 5. Larry Dunn, U.S. Army & Southern Calif. Striders, 21.1; 6. Dick Stebbins, Pasadena A.A., no time.

Semi-Finals

Heat A—20.8—1. Carr; 2. Stebbins, 21.0; 3. Webster, 21.0; 4. T. Jackson, 21.1; 5. B. Johnson, 22.0; 6. W. Johnson, 22.0.
Heat B—21.0—1. E. Roberts; 2. Moon, 21.2; 3. Ragsdale, 21.5; 4. W. Williams, 21.7; 5. Winder, 21.7.
Heat C—20.9—1. Drayton; 2. Dunn, 21.1; 3. Horner, 21.4; 4. Rivers, 21.4; 5. Owens, 21.8.

First Round

Heat A—21.2—1. Carr; 2. W. Williams, 21.6; 3. Pender, 21.7; 4. Elison, 21.7; 5. Levin, 22.1; 6. Hilbe, 23.1.
Heat B—21.5—1. Winder; 2. Rivers, 21.6; 3. Poynter, 21.6; 4. Blenheim, 21.8; 5. Vlodavski, 22.2; 6. N. Adams, 22.2.
Heat C—20.9—1. Drayton; 2. D. Owens, 21.5; 3. Haas, 21.5; 4. Taylor, 21.5; 5. Whellock, 21.8; 6. Lamb, 21.8.
Heat D—21.0—1. Dunn; 2. Stebbins, 21.2; 3. Pipkin, 21.4; 4. Harrison, 21.5; 5. Gonzales, 21.6; 6. Hendler, 21.9.
Heat E—21.4—1. E. Roberts; 2. B. Johnson, 21.7; 3. Wallace, 21.8; 4. del Vecchio, 22.0. Collymore scratched.
Heat F—21.5—1. Webster; 2. Ragsdale, 21.7; 3. N. Jackson, 21.8; 4. Dunn, 21.9; 5. Smallwood, 22.2.
Heat G—21.0—1. T. Jackson; 2. Horner, 21.1; 3. E. Young, 21.1; 4. H. Carroll, 21.4; 5. Gregg, 22.0.
Heat H—21.4—1. Moon; 2. W. Johnson, 21.7; 3. Questad, 21.7; 4. D. Morris, 22.0; 5. J. James, 22.2.

400 METERS

Final—46.0—1. Mike Larrabee, So. Calif. Striders; 2. Ollan Cassell, N. J. AAU, Nutley, N.J., 46.0; 3. Robbie Brightwell, Great Britain, 46.3; 4. Adolph Plummer, So. Calif. Striders, 46.3; 5. Ullis Williams, So. Calif. Striders, 46.5; 6. Theron Lewis, Middle Atlantic AAU, Philadelphia, 46.7.

Semi-Finals

Heat A—46.0—1. Larrabee; 2. U. Williams, 46.1; 3. E. Young, 46.4; 4. H. Lee, 47.2; 5. T. Smith, 47.5; 6. D. Owens, 48.4.
Heat B—46.1—1. Brightwell; 2. T. Lewis, 46.2; 3. Webster, 46.3; 4. Boyle, 46.9; 5. Archibald, 47.5; 6. Shapiro, 47.7.
Heat C—46.2—1. Plummer; 2. Cassell, 46.3; 3. Beaty, 46.6; 4. Skinner, 46.9; 5. W. Johnson, 47.2; 6. Edmunds, 47.3.

First Round

Heat A—46.8—1. U. Williams; 2. W. Johnson, 46.9; 3. Edmunds, 47.6; 4. E. Rogers, 48.2; 5. Wooten, 48.5.
Heat B—46.9—1. Brightwell; 2. N. Lee, 47.2; 3. E. Young, 47.4; 4. Simmons, 47.9; 5. Smallwood, 48.0; 6. Bowns, 49.6.
Heat C—47.0—1. Skinner; 2. Archibald, 47.1; 3. Shapiro, 47.2; 4. Heath, 47.6; 5. Nelson, 47.8; 6. Kerr, 48.6.
Heat D—46.9—1. Cassell; 2. Larrabee, 47.1; 3. Owens, 47.9; 4. Banks, 48.2; 5. Wetland, 49.1; 6. Harper, 50.7.
Heat E—47.0—1. Tom Smith; 2. Webster, 47.0; 3. Beaty, 47.1; 4. H. Carroll, 47.1; 5. Grant, 48.9.
Heat F—46.7—1. Theron Lewis; 2. Plummer, 46.8; 3. Boyle, 47.0; 4. Kemp, 47.9; 5. Richardson, 48.0.

800 METERS

Final-1:47.5-1. Jerry Siebert, Santa Clara V.Y.V.; 2. Darnell Mitchell, Cleveland Striders, 1:47.6; 3. Fran Smith, Garden Town T.C., 1:47.9; 4. Morgan Groth, Oregon State, 1:48.6; 5. Ted Nelson, U.S. Army and So. Calif. Striders, 1:48.8; 6. Jim Dupree, So. Calif. Striders, 1:48.8; 7. Lee Martin, U.S. Army & Grand St. Boys, 1:49.0; 8. John Dunkelberg, No. Carolina T.C., 1:49.3; 9. Robin Lingle, Univ. of Missouri, 1:49.7; 10. Norman Hoffman, Oregon St., 1:54.0.

Heats

Heat A-1:50.0-1. Siebert; 2. Nelson, 1:50.2; 3. Dunkelberg, 1:50.2; 4. Day, 1:50.4; 5. Buchta, 1:50.7; 6. Germann, 1:51.1; 7. Pelster, 1:51.1; 8. Gastonguay, 1:53.4; 9. Coane, no time.
Heat B-1:49.8-1. Mitchell; 2. N. Hoffman, 1:50.1; 3. F. Smith, 1:50.3; 4. Wilson, 1:50.6; 5. Underwood, 1:50.6; 6. Hose, 1:51.2; 7. Hennessy, 1:53.4; 8. Bess, 1:54.2; 9. D. Carr, 1:55.3; 10. Hessel, 1:55.5; 11. King, no time.
Heat C-1:49.5-1. Lingle; 2. Dupree, 1:49.5; 3. L. Martin, 1:49.9; 4. Parr, 1:50.9; 5. Noel, 1:51.4; 6. Haas, 1:51.6; 7. J. Brown, 1:51.8; 8. Aaberg, 1:52.1; 9. Dotson, 1:52.2; 10. Christman, 1:52.6; 11. Classon, no time.

1500 METERS

Final-3:38.1-1. Tom O'Hara, Loyola; 2. Dyrrol Burleson, Emerald Empire A.A., 3:38.8; 3. Jim Grelle, Los Angeles T.C., 3:38.9; 4. Jim Ryun, Wichita Kiwanians, 3:39.0; 5. John Camien, Emporia St. Teachers, 3:39.9; 6. John Boulter, Great Britain, 3:40.4; 7. Ben Tucker, Santa Clara V.Y.V., 3:40.8; 8. Cary Weisiger, No. Carolina T.C., 3:40.9; 9. Peter Keeling, Great Britain, 3:45.0.

Heats

Heat A-3:46.1-1. Burleson; 2. Ryun, 3:46.3; 3. Tucker, 3:48.0; 4. Larson, 3:48.1; 5. Giersburg, 3:51.9; 6. Schneider, 3:55.9; 7. Dean, 3:57.4.
Heat B-3:46.9-1. Boulter; 2. O'Hara, 3:48.5; 3. Camien, 3:49.2; 4. Thornton, 3:50.6; 6. Seaman, 3:52.8; 7. T. Sullivan, 3:59.4.
Heat C-3:48.3-1. Weisiger; 2. Keeling, 3:48.4; 3. Grelle, 3:48.5; 4. Leps, 3:48.8; 5. Anderson, 3:51.3; 6. Dotson, 3:52.9; 7. Germann, 3:54.1; 8. Clark, no time.

5000 METERS

Final-13:56.2-1. Bob Schul, Dayton A.C.; 2. Gerry Lindgren, Spokane A.C., 13:58.6; 3. Jim Beatty, No. Carolina T.C., 14:06.0; 4. Bill Dellinger, Emerald Empire A.A., 14:10.2; 5. Tom Rodda, Los Angeles T.C., 14:12.4; 6. Joe Lynch, Georgetown Univ., 14:15.8; 7. Oscar Moore, N.Y. Pioneer, 14:22.6; 8. Jim Peterson, Univ. of Chicago T.C., 14:56.0; 9. Eligio Galicia, Mexico, 14:57.0; 10. Robert Giersburg, U.S. Army, no time.

10,000 METERS

Final-30:11.0-1. Peter McArdle, Met AAU, New York; 2. John Gutknecht, No. Carolina T.C., 30:44.6; 3. Oscar Moore, N.Y. Pioneer, 30:47.4; Frank Pflaging, Baltimore O.C., 31:11.0; 5. Dick Weeks, Pasadena A.A.,

31:40.3; 6. Norbert Sander, Fordham A.A., 31:45.0; 7. Gene Gurele, So. Calif. Striders, 32:12.2; 8. Allan Carius, Univ. of Chicago T.C., 32:22.0; 9. Horace Whitehead, Santa Clara V.Y.V., 32:51.8; 10. Eligio Galicia, Mexico, 32:55.0; 11. Bob Brouillet, Univ. of Mass., no time.

2-MILE WALK

Final-13:40.6-1. Lt. Ron Zinn, U.S. Army & Green & Gold A.C., 2. Ron Laird, New York A.C., 14:03.8; 3. O. Tokola, Reipas A.C., 14:09.4; 4. Aho Saekely, U.S. Army, 14:10.6; 5. Don DeNoon, U.S. Air Force, 14:19.4; 6. D. Rasmussen, U.S. Merchant Marine Acdy., 15:04.8; 7. Bruce MacDonald, Met AAU, 15:06.2; 8. Ron Kulik, Montclair Tchrs. Club, 15:08.2; 9. B. Bowman, So. Calif. Striders, 15:18.0; 10. R. Daniel, N.Y.A.C., 15:20.4.

110-METER HIGH HURDLES

Final-13.6-1. Hayes Jones, Detroit V.C.; 2. Blaine Lindgren, Salt Lake City Rec. Dept., 13.9; 3. Russell Rogers, Grand Street Boys, 14.2; 4. Bobby May, Rice, 14.3; 5. Gerald Cerulla, Utah State, 14.3; 6. Elias Gilbert, Baltimore O.C.; 7. Paul Jones, Detroit V.C., 14.7; 8. Bob Cherry, Cleveland Striders, 14.8.

Semi-Finals

Heat A-13.9-1. H. Jones; 2. R. Rogers, 14.1; 3. Gilbert, 14.2; 4. Cherry, 14.3; 5. P. Wilson, 14.5; 6. W. May, 14.6; 7. Viltz, 14.6; 8. Polkinghorne, 15.0.
Heat B-14.2-1. B. Lindgren; 2. Cerulla, 14.2; 3. R. May, 14.3; 4. P. Jones, 14.3; 5. Hicks, 14.4; 6. R. Morgan, 14.4; 7. Bethea, 14.5; 8. Butler, 14.9.

First Round

Heat A-13.8-1. H. Jones; 2. Hicks, 14.1; 3. P. Wilson, 14.3; 4. Butler, 14.4; 5. F. James, 14.4; 6. Barnhill, 14.4; 7. B. Brown, 14.7; 8. LeBlanc, 15.1.
Heat B-14.0-1. B. Lindgren; 2. Gilbert, 14.1; 3. R. Morgan, 14.2; 4. Cherry, 14.2; 5. Greenwood, 14.2; 6. Cortright, 14.3; 7. Coleman, 14.9; 8. Pannell, 14.8.
Heat C-14.1-1. R. May; 2. R. Rogers, 14.1; 3. P. Jones, 14.3; 4. Polkinghorne, 14.3; 5. Coniglio, 14.7; 6. Reed, 14.7; 7. Rockwell, 14.8; 8. Fogle, 14.9.
Heat D-14.1-1. W. May; 2. Cerulla, 14.2; 3. Viltz, 14.3; 4. Bethea, 14.4; 5. Whitehouse, 14.6; 6. Livers, 14.7; 7. Nairn, 14.8.

400-METER INTERMEDIATE HURDLES

Final-50.1-1. Bill Hardin, L.S.U., 50.1; 2. Jay Luck, New Haven T.C., 50.2; 3. Willie Atterberry, So. Calif. Striders, 50.3; 4. Rex Cawley, Pasadena A.A., 50.6; 5. Tom Wyatt, Oregon St., 51.6; 6. Chris Stauffer, Baltimore O.C., 52.0.

Semi-Finals

Heat A-50.7-1. Hardin; 2. Atterberry, 50.9; 3. Stauffer, 51.2; 4. Crawford, 51.3; 5. Reynard, 51.3.

Heat B-50.9-1, Cawley; 2. Wyatt, 51.0; 3. Luck, 51.1; 4. V. McArdle, 51.3; 5. Whitney, 51.6; 6. McCray, 51.9.

First Round

Heat A-51.3-1, Stauffer; 2. Cawley, 51.3; 3. R. Brown, 53.5; 4. Don Styron, 53.6; 5. Vogler, 54.3.
Heat B-51.3-1, Wyatt; 2. Hardin, 51.6; 3. R. Burleson, 51.6; 4. Hackett, 52.9; 5. Montabano, 53.0.
Heat C-51.1-1, Luck; 2. Reynard, 51.5; 3. Hilburn, 51.5; 4. Miller, 51.7.
Heat D-51.3-1, Atterberry; 2. V. McArdle, 52.3; 3. Cephas, 53.4; 4. Coleman, 54.5.
Heat E-51.4-1, Roche, Australia; 2. Crawford, 51.6; 3. Bethea, 51.6; 4. McCrary, 52.6. (Note: Roche withdrew because of illness after the first round heats.)
Heat F-51.5-1, McCray, 51.5; 2. Whitney, 51.6; 3. Cushman, 52.5; 4. Westfield, 53.7.

3000-METER STEEPLECHASE

Final-8:43.6-1. Jeff Fishback, Santa Clara V.Y.V.; 2. George Young, Phoenix O.C., 8:49.4; 3. Fred Best, N.J. AAU, 8:56.8; 4. Ron Krenzer, Brigham Young Univ., 8:58.6; 5. Mike Manley, Milwaukee T.C., 9:00.6; 6. Ron Davis, Pacific AAU, and Ray Hughes, Los Angeles T.C., 9:00.6; 8. Tom Laris, U.S. Army & New York A.C., 9:06.2; 9. H. Lorenz, 9:10.2; 10. Bill Silverburg, Kansas City O.C., 9:17.8; 11. Keith Forman, Emerald Empire A.A., no time; 12. John Kopil, N.Y.A.C., no time.

FIELD EVENTS

SHOT PUT

Final-64-11-1. Randy Matson, Gulf AAU, College Station, Tex.; 2. Dallas Long, Pasadena A.A., 63-4 3/4; 3. Parry O'Brien, Pasadena A.A., 61-11 1/2; 4. John McGrath, Pasadena A.A., 61-11 1/2; 5. Dave Davis, U.S. Marines, 61-9 1/2; 6. Don Castle, So. Calif. Striders, 57-8. Also, 7. Carl Wallin, Northeastern, 57-5 1/2; 8. Dave Maggard, Santa Clara V.Y.V., 56-11 1/4; 9. Yul Yost, N.Y.A.C., 56-11; 10. Lee Johnson, Redlands Univ., 56-4 1/4. (Note: Third place decided on second best throw, O'Brien, 61-2 1/2; McGrath, 60-7 1/2.)

DISCUS THROW

Final-201-1 1/2-1. Al Oerter, New York A.C.; 2. Jay Silvester, Intermountain AAU, Tremonton, Utah, 193-9 1/2; 3. David Weill, Indian T.C., 189-10 1/2; 4. Lt. Glenn Passey, U.S. Air Force, 188-1; 5. Rink Babka, Pasadena A.A., 186-7; 6. John McGrath, Pasadena A.A., 184-7. Also, 7. Ed Kohler, U.S. Marines and N.Y.A.C., 183-2 1/2; 8. Larry Kennedy, New Mexico AAU, 175-8 1/2; 9. John Bakkenen, Harvard, 173-7 1/2; 10. Bob Humphreys, Pasadena A.A., 172-3 1/2; 11. Don Schmidt, Santa Clara V.Y.V., 166-6; 12. Jeff Clark, U.S. Marines, 165-9; 13. Ken Bantum, N.Y. Pioneer, 161-1/4; 14. Dick Crane, U.S. Army, 160-2; 15. Charles Washington, Phila. Pioneer, 157-11 1/2.

JAVELIN THROW

Final-233-7-1. Frank Covelli, Pasadena A.A.; 2. Jan Sikorsky, Pasadena A.A., 248-1; 3. Clarence Winningham, Arizona St., 246-3 1/2; 4. Phil Conley, Santa Clara V.Y.V., 244-9; 5. Jerry Dyes, Abilene Christian, 243-1 1/2; 6. Larry Stuart, So. Calif. Striders, 239-0. Also, 7. Bill Fierke, Kansas City O.C., 236-8; 8. Jim Stevenson, Baltimore O.C., 235-1/2; 9. John Ahern, U.S. Marines, 230-8; 10. Ron Ulrich, Pasadena A.A., 230-3; 11. Stu Levitt, Grand St. Boys, 229-10 1/2; 12. Ed Thurber, Pasadena A.A., 229-1; 13. Dan McDyre, U.S. Marines, 227-7 1/2; 14. John Burns, Emerald Empire A.A., 226-4 1/2; 15. Frank Frye, U.S. Marines, 224-9; 16. Buster Quist, unatt., 223-11; 17. Bill Alley, N.Y.A.C., 223-7; 18. Chuck Wilkinson, So. Calif. Striders, 221-8; 19. Milt Sausky, Bruce T.C., 218-5 1/2; 20. Terry Beucher, unatt., 216-3.

HAMMER THROW

Final-226-5 1/2-1. Hal Connolly, Culver City A.C.; 2. Ed Burke, Santa Clara V.Y.V., 215-10 1/2; 3. Al Hall, N.Y.A.C., 208-5; 4. Bill McWilliams, Boston A.A., 201-4; 5. Tom Pagani, N.Y.A.C., 197-6; 6. Alexis Schalten, Bowdoin College, 196-7. Also, 7. Bob Backus, N.Y.A.C., 193-8; 8. Jim Pryde, Santa Barbara A.C., 192-3 1/2; 9. George Frenn, Long Beach St., 191-9 1/2; 10. Bill Corsetti, Northeastern Univ., 190-9; 11. Richard Nason, Maine, 188-2 1/2; 12. F. Stewart Thomson, N.Y.A.C., 184-9 1/2; 13. Clark Ballard, U.S. Army, 179-9; 14. Warren Sumoski, Connecticut A.A., 178-4; 15. Art Croasdale, Harvard, 178-0; 16. Tom Gage, N.Y.A.C., 175-5 1/2.

POLE VAULT

Final-17-0-1. Fred Hansen, Gulf AAU, Cuero, Tex.; 2. Dave Tork, West Virginia AAU, Morgantown, 16-8; 3. Floyd Manning, So. Calif. Striders, 16-4 1/2; 4. Ron Morris, So. Calif. Striders, 16-4 1/2; 5. John Pannel, Fla. Gold Coast AAU, Miami, 16-4 1/2; 6. Gerald Pratt, Pasadena A.A., 16-4 1/2. Also, 7. John Rose, Pasadena A.A., 16-0; 8. Mel Hein, Pasadena A.A., 16-0; 9. Tie among Don Myers, Rocky Mt. AAU, Boulder; Jeff Chase, Santa Clara V.Y.V.; Bill Pemelton, Abilene Christian; Dick Pymale, U.S. Military Acdy.; John Cramer, So. Calif. Striders, 15-6 (no misses); 14. Henry Wadsworth, N.Y.A.C., 15-6; 15. Tie among Sam Kirk, So. Calif. Striders; John Uelses, La Salle College; Mike Johnson, Pasadena A.A.; M. T. Brown, U.S. Naval Acdy., 15-0. Others did not clear the opening height, 15-0.

HIGH JUMP

Final-7-1-Ed Caruthers, So. Calif. Striders; 2. John Rambo, So. Calif. Striders, 7-1; 3. John Thomas, Boston A.A., 7-1; 4. Otis Burrell, So. Calif. Striders, 6-9 1/2; 5. Lew Hoyt, So. Calif. Striders, 6-9 1/2; 6. Ed Johnson, So. Calif. Striders, 6-9 1/2. Also, 7. Gene Johnson, Santa Clara V.Y.V., 6-9 1/2; 8. Tie between Richard Ross, Middle Atlantic AAU, and Gene Zubrinsky, U.S. Army & So. Calif. Striders, 6-8; 10. Tie between Chris Pardee, Harvard, and Frank Costello, Univ. of Maryland, 6-8; 12. Tie among John Hartnett, Princeton; Leander Durley, So. Calif. Striders; Alonzo Littlejohn, Detroit V.C., and Max Lowe, Pasadena A.A., 6-8; 16. James Oliphant, Michigan AAU, 6-6; 17. Tie between Robert Kappel, Pacific N.W. AAU, and Bill McClelland, N.Y. Pioneer, 6-6; 19. Jon Olafson, unatt., 6-6. (Where competitors clear the same height, placements are decided on fewer misses.)



LONG JUMP

Final-26-7 1/2-1. Ralph H. Boston, So. Calif. Striders; 2. Charles Mays, Grand St. Boys, 26-2; 3. Lt. Darrell Horn, U.S. Air Force, 26-1 1/4; 4. Bill Miller, McMurry T.C., 25-10 1/4; 5. Gayle Hopkins, Univ. of Arizona, 25-9; 6. Lynn Davies, Great Britain (1964 Olympic Champion), 25-8 3/4. Also, 7. Kenny Tucker, So. Calif. Striders, 25-8; 8. John M. Morbey, Great Britain, 24-9 1/2; 9. Roberto Procel, Mexico, 24-5 1/4; 10. Art Walker, U.S. Army, 24-3 3/4; 11. Godfrey Moore, Baltimore O.C., 24-3 1/4; 12. Craig Wallace, unatt., 24-1 3/4; 13. Daniel Moore, Indian T.C., 24-1; 14. Art Steele, Univ. of Chicago T.C., 23-10; 15. John McGregor, unatt., 23-7; 16. Sonny Akpata, Toronto T.C., 23-6 1/4; 17. Mike Cole, Maryland 23-4 3/4; 18. Grant Krow, Ridley Twp. Striders, 23-3 1/4; 19. Dennis Currant, unatt., 23-1 3/4; 20. Henry Keller, Ridley Twp. Striders, 22-11 1/4.

TRIPLE JUMP



Final-53-1-1. Chris Mousiades, N.Y.A.C.; 2. Ira Davis, Phila. Pioneer, 52-11 1/2; 3. Bill Sharpe, Phil. Pioneer, 51-11; 4. Art Walker, U.S. Army, 51-8 3/4; 5. Tod Gaskill, Santa Clara V.Y.V., 50-5 1/4; 6. Norman Tate, No. Carolina T.C., 50-3 3/4. Also, 7. Lt. Darrell Horn, U.S. Air Force, 50-1 3/4; 8. Howard Meadows, So. Calif. Striders, 49-11 3/4; 9. Winston Cooper, N.Y. Pioneer, 49-10 1/2; 10. Christian Ohiri, New York Pioneer, 49-8 1/2; 11. Robert Heywood, Boston A.A., 49-8; 12. Les Bond, So. Calif. Striders, 49-5 1/4; 13. Kent Floerke, Kansas City O.C., 49-4 3/4; 14. Sonny Akpata, Toronto T.C., 49-5; 15. Warren Rockwell, L. I. Striders, 49-3; 16. Herman Stokes, Pasadena A.A., 49-1/4; 17. Albert Harris, U.S. Army, 48-8 1/2; 18. Sylvester Johnson, Central Jersey T.C., 48-8 1/4; 19. Eldridge Hawkins, Central Jersey T.C., 48-7 1/4; 20. John Kelly, unatt., 48-4 1/4; 21. Steve Cortright, Indian T.C., 48-3 1/4; 22. Gayle Hopkins, Univ. of Arizona, 46-10.

SIX 1964 U.S. OLYMPIC CHAMPIONS





(left to right) The veteran AL OERTER won his third straight Olympic title in the discus throw as FRED HANSEN vaulted to top honors and DALLAS LONG prevailed in the shotput.

(Below, left to right) Two "pleasant surprises" on the winner's stand at Tokyo were BOB SCHUL, 5000 meters and LT. BILLY MILLS, USMC, in the 10,000 meters, while REX CAWLEY fulfilled predictions of his prowess in the 400 meter hurdles made five years earlier at Boulder, Colo., after his first National A.A.U. championship appearance.





FOREIGN OLYMPIC CHAMPIONS



(Left to right) VALERIY BRUMEL, U.S.S.R., earned the coveted high jump gold medal to conclude his three-year campaign for top honors; ROMUALD KLIM, U.S.S.R., was a surprise winner in the hammer throw, while JOSEF SCHMIDT, Poland, was a repeat winner in the triple jump.

UNITED STATES GOLD MEDALISTS



Three National A.A.U. champions went on to carry off top honors in the Olympic Games, winning their specialty as well as running on winning relay teams at Tokyo, (left to right, below) BOB HAYES, 100 meters and 400-meter relay; MIKE LARRABEE, 400 meters and 1600-meter relay, and HENRY CARR, 200 meters and 1600-meter relay.

NATIONAL AAU INDOOR TRACK AND FIELD CHAMPIONSHIPS

- 80 Yard Dash — 1. Bob Hayes, Florida A&M A.C., 5.9; 2. Charles Greene, Midwestern AAU; 3. Mel Pender, U.S. Army and Phila. Pioneer Club; 4. Roger Sayers, Midwestern AAU; 5. Sam Perry, Fordham. (New American and championship meet record. Previous record 6.0 set by Herb Carper in 1960 and equaled by several.)
- 80 Yard High Hurdles — 1. Hayes Jones, Detroit Varsity Club, 7.0; 2. Roy Hicks, U.S. Army; 3. Elias Gilbert, Baltimore Olympic Club; 4. Russ Rogers, Grand Street Boys Club. (Equals championship meet record set by Jones in 1961.)
- 800 Yard Run — 1. Lt. Charles Buchta, Quantico Marines and New York A.C., 1:18.1; 2. Tom Farrell, St. John's, 1:13.6; 3. Jim Johnson, Norfolk St., 1:19.6; 4. Bob Credle, Holy Cross, 1:23.8. Jay Luck, New Haven T&F Club did not finish. George Kerr, Jamaica, scratched because of injury.
- 1,000 Yard Run — 1. Lt. Ernie Cunliffe, U.S. Air Force, 2:14.8; 2. John Dunkelberg, North Carolina T.C., 2:15.3; 3. Noel Carroll, Villanova, 2:18.8; 4. Tom Bauer, St. John's, 2:15.8; 5. Sig Ohlemann, Emerald Empire A.A., 2:16.3.
- One Mile Run — 1. Ergas Leps, Toronto T.C., 4:09.6; 2. Vic Zwolak, Villanova, 4:10.5; 3. John McNeal, Kansas St., 4:10.9; 4. Francesco Bianchi, Italy, 4:11.2; 5. Jim Irons, Toronto T.C., 4:12.5.
- Three Mile Run — 1. Ron Clarke, Australia, 13:18.4; 2. Peter McArdle, Met AAU, 13:32.6; 3. Gerry Lindgren, Inland Empire AAU, 13:37.8; 4. Tom O'Riordan, Ireland, 13:40.0; 5. Oscar Moore, New York Pioneer Club, 13:45.2. (New American and championship meet record, non-citizen. Previous record 13:26.4 set by Al Lawrence, 1960.)
- Sprint Medley Relay — 1. North Carolina College (Andrew McCray, Norman Tate, Bob Johnson, Edwin Roberts), 1:51.3; 2. Villanova, 1:52.5; 3. New York Pioneer Club, 1:54.1; 4. Bruce T.C., 1:54.3.
- One Mile Relay — 1. Maryland State College (Robert Brown, Harley Morris, Edwin Skinner, Earl Rogers) 3:16.2; 2. So. California Striders, 3:16.9; 3. Morgan State, 3:16.9; 4. Camp Pendleton Marines, 3:20.4. (New championship meet record. Previous record 3:16.3 shared by Morgan State, 1961 and Maryland State, 1963.)
- Two Mile Relay — 1. Seton Hall University (Tom Tushingham, Bruce Andrews, Herbert Germann, George Germann) 7:36.2; 2. Iona 7:40.2; 3. Fordham 7:41.6; 4. Manhattan 7:42.8; 5. Quantico Marines 7:59.4.
- One Mile Walk — 1. Ron Laird, New York A.C., 6:22.7; 2. Lt. Ron Zinn, U. S. Army & Green & Gold A.C.; 3. Jerry Madden, U. S. Military Acdy.; 4. Alon Szekley, U. S. Military Acdy.; 5. Don DeNoon, U. S. Air Force.
- 48 Pound Weight Throw — 1. Al Hall, New York A.C., 65-8; 2. Bill McWilliams, Boston A.A., 65-1 1/2; 3. Bob Backus, New York A.C., 64-6; 4. Tom Pagan, New York A.C., 63-10 1/2; 5. George Frenn, Long Beach St., 62-4.
- Shot Put — 1. Gary Gubner, New York Univ., 63-2 1/2; 2. Parry O'Brien, Pasadena A.A., 62-10; 3. Dick Crane, U.S. Army, 60-1 1/2; 4. Carl Wallin, Northeastern, 58-8. (New championship meet record bettering his own record of 62-10, 1962.)


High Jump — 1. John Thomas, Boston A.A., 7-1; 2. Tony Sneazwell, Australia, 7-0; 3. Theodore Palacios, Phila. Pioneer Club, 6-9; 4. Roy Hicks, U.S. Army, 6-7.

Pole Vault — 1. John Uelses, LaSalle, 15-6; 2. Rolando Cruz, Villanova, 15-6; 3. Ron Morris, Southern California Striders, 15-6; 4. Roman Leseck, Yugoslavia, 15-0; 5. Dave Tork, West Virginia AAU, 15-0. All placings decided on fewer misses. (Equals championship meet record set by Tork, 1963.)

Broad Jump — 1. Charles Mays, Grand St. Boys, 26-1 1/2; 2. Ralph Boston, Southern California Striders, 25-8 1/2; 3. John Morgay, Great Britain, 25-4 1/2; 4. Bill Miller, McMurry T.C., 25-3 3/4.


Team Scores — 1. New York A.C. 18, 2. Villanova 11, 3. Boston A.A. 8, 4. Grand St. Boys 6, 5. Tie among Detroit V.C., Florida A&M, LaSalle, N.Y.U., Maryland St., North Carolina College, Toronto T.C., Seton Hall, So. California Striders, 5, 14. St. John's 4, 15. Tie among Iona, Morgan State, North Carolina T.C., Pasadena A.A. 3, 19. Fordham, Norfolk St., Phila. Pioneer, New York Pioneer and Baltimore O.C. 2, 24. Northeastern, Manhattan, McMurry T.C., Holy Cross and Bruce T.C. 1 each.

NATIONAL INDOOR CHAMPIONS




(Left to Right) BOB HAYES nips Charley Greene in winning the 60-yard dash in the record time of 5.9 seconds; HAYES JONES bows out of indoor competition by retaining his high hurdles crown by nipping Art Hicks, U.S. Army, at the tape.

(Below left to right) BREEZING TO VICTORY. LT. CHARLES BUCHTA, U.S. Marine Corps Schools, Quantico and the New York A.C., scores in the 600 yard run; LT. ERNIE CUNCLIFFE, U.S. Air Force, regains the 1,000 yard crown; ERGAS LEPS, Toronto O.C., wins his first National A.A.U. indoor one-mile run.



THREE KINGS AND A TROPHY




(Above) JOHN THOMAS, Boston A.A., regains National A.A.U. indoor laurels in the high jump; CHARLEY MAYS, New York Pioneer Club, leaps to victory over Olympian Ralph Boston in the broad jump.

(Below) RON CLARKE, Australia, leads Gerry Lindgren and goes on to triumph and set a new American indoor mark for the 3-mile run; Col. Don Hull, A.A.U. executive director, presents trophy for the team championship to the New York A.C. representatives: coach Joseph McCluskey and athletic director Ray Lumpff.





A.A.U. INDOOR CHAMPIONS



(Above) North Carolina College at Durham in the sprint medley relay and Seton Hall University, South Orange, N.J. in the two-mile relay repeated successes of the previous year.

(Below) Maryland State wins one-mile relay; Pole vault champion John Uelses, LaSalle College; Ron Laird, New York A.C., one mile walk victor. (Above) Gary Gubner, N.Y.U. retains laurels in the shot put. The winning one-mile relay team.



NATIONAL A.A.U. PENTATHLON CHAMPIONSHIP 1964 - AT WESTBROOK, MAINE - JULY 25, 1964

	BROAD JUMP		JAVELIN		200 METERS		DISCUS		1500 METERS		TOTAL Points
	Dist.	Pts.	Dist.	Pts.	Time	Pts.	Dist.	Pts.	Time	Pts.	
1. William Toomey	23' 9 3/4"	873	193'4"	709	22	926	125'10"	581	4:21.4	597	3686
2. William Ransom	22' 5 1/2"	740	169'8"	560	23.2	721	120'8"	541	5:03.5	238	2800
3. Jeffrey Bannister	20'3 1/2"	557	162'3"	518	23.8	636	113' 5 1/2"	484	4:22.3	586	2781
4. William Urban	20'7"	580	188' 6 1/2"	676	24.5	550	120' 10 1/2"	542	4:38.4	428	2776
5. David Merkowitz	19' 2 1/4"	477	132'5"	361	23.3	706	116'11 1/2"	511	4:33.8	470	2525
6. Richard Cirner	23'1"	798	140'8 1/2"	403	23.8	636	94'5 1/2"	349	4:51	327	2513
7. Andrew Brochu	19'6"	497	134'1"	369	25.2	474	104'1 3/4"	416	4:49.2	340	2096
8. William Dunn	20'11"	608	87'2 1/2"	151	23.5	677	66'11 1/2"	172	4:37.1	439	2047
9. Frank Sebasteanski	21'4"	640	96'1 1/2"	191	25.1	484	86'8"	297	6:10.6	1	1613
10. Lee Archer	14'10"	204	118'7 1/2"	294	25.9	404	73'11"	215	5:04.1	234	1351

11. Don Shy - So. Pac. AAU, Pomona, Cal.	11.0	908	22'5 1/4"	737	45'5 1/2"	755	6'1"	845	52.0	702
12. Roy Williams - So. Calif. Striders	11.0	908	22'2"	713	43'8 1/2"	702	6'1"	845	52.3	684
13. Dave Thoreson - Santa Barbara AC	11.5	737	22'1 1/2"	707	37'2"	525	6'9 1/2"	1214	51.6	730
14. William Smith - Ohio State	10.6	1080	23'2"	801	38'2 1/4"	576	6'2"	872	51.6	730
15. Dave Edstrom - U.S. Air Force	11.0	908	21'8 3/4"	672	42'2 3/4"	660	5'8"	689	51.3	751
16. W. D. Gardner - Santa Clara V.Y.V.	10.9	948	20'7 1/2"	596	42'6 1/4"	668	5'6 1/2"	645	50.5	807
17. David Williams - Tacoma T&F Club	11.1	870	22'9"	764	47'8"	825	5'8"	589	49.9	852
18. Phil Mulkey - S.E. AAU, Bghm, Ala.	11.2	834	21'9 1/2"	678	47'7 3/4"	839	5'10"	746	53.1	636
19. Bill Urban - New York A.C.	11.6	707	20'10 1/2"	602	43'10"	706	6' 1/2"	819	54.6	550
20. Bill Ransom - Santa Clara V.Y.V.	11.1	870	21'4"	640	39'9"	592	6'2 1/2"	886	52.1	696
21. Jeff Vanderstock - S. Pacific AAU	10.9	948	22'3"	722	29'7 1/2"	351	6' 1/2"	819	50.8	786
22. John Morton - Fla. Gulf Coast AAU	11.6	707	18'9 1/2"	448	44'1 1/4"	715	5'10 1/2"	758	54.5	555
23. Dick Robinson - New York A.C.	11.4	768	20' 1/2"	537	38'5"	583	5'9 1/2"	734	51.8	716
24. Eugene McCleary - Univ. of Miami	12.7	441	18'9 1/2"	448	45'2"	747	5'4 3/4"	595	59.5	334
25. Al Mann - Tarrytown S.S.C.	11.3	800	21'9"	678	34'4"	456	6' 1/2"	819	54.7	545
26. Joseph Anderson - U. of Calif. Frosh	11.4	764	19'8"	510	41'7"	644	5' 5 1/2"	615	56.5	455

NATIONAL A.A.U. DECATHLON CHAMPIONSHIPS - AT WALNUT, CALIFORNIA - JUNE 25-26, 1964

	110 METER HURDLES		DISCUS		POLE VAULT		JAVELIN		1500 METERS		TOTAL Points
	Time	Pts.	Dist.	Pts.	Dist.	Pts.	Dist.	Pts.	Time	Pts.	
1. C. K. Yang Pasadena A.A.	14.4	983	140'1"	704	15'10"	1515	213'6"	853	5:18.8	151	8641
2. Paul Herman U.S. Army	15.0	813	144'7"	745	14'0"	897	197'3"	735	4:26.7	538	7794
3. Don Jeisy U.S. Marines	15.9	612	132'8"	639	15'1"	1161	193'10"	712	4:44.5	376	7768
4. Rusty Hodge Santa Clara V.Y.V.	15.5	699	149'0"	789	13'0"	720	184'6 1/2"	651	4:22.8	582	7729
5. Bill Toomey Santa Clara V.Y.V.	14.9	840	124'2 1/2"	569	12'6"	650	192'7"	709	4:17.8	642	7620
6. Dick Emberger U.S. Marines	14.4	983	119'0 1/2"	534	12'6"	650	170'10"	567	4:19.5	620	7502
7. J. D. Martin Oklahoma A.A.U.	14.9	840	145'1 1/2"	751	15'1"	1161	157'6"	493	4:51.1	325	7343
8. Don Shy-So. Pac. AAU, Pomona, Cal.	14.3	1017	146'7"	765	13'1"	740	164'0"	528	5:12.0	189	7186
9. Roy Williams So. Calif. Striders	15.0	813	153'9 1/2"	837	13'3"	765	168'0"	550	4:52.4	316	7133
10. Dave Thoreson Santa Barbara A.C.	15.8	632	132'1"	634	14'7"	1015	154'9 1/2"	478	4:40.4	410	7082
11. William Smith Ohio State	15.0	813	127'7"	598	11'6"	516	174'6 1/2"	590	4:50.9	327	6903
12. Dave Edstrom U.S. Air Force	15.0	813	145'8 1/2"	757	11'9"	548	204'0"	782	5:09.1	255	6878
13. W. D. Gairdner Santa Clara V.Y.V.	14.9	840	135'8"	664	10'11"	449	192'8 1/2"	704	4:26.0	547	6857
14. David Williams Tacoma T&F Club	14.4	983	129'7"	612	10'6"	400	152'8 1/2"	466	4:55.6	293	6754
15. Phil Mulkey-S.E. AAU, Bghm., Ala.	15.0	813	159'9 1/2"	902	12'6"	650	155'7"	482	-	(1)	6581
16. Bill Urban New York A.C.	15.5	694	123'7"	564	11'11"	568	185'6 1/2"	657	4:40.6	409	6270
17. Bill Ransom Santa Clara V.Y.V.	14.9	840	116'6 1/2"	503	12'6"	655	154'9"	477	5:27.7	102	6266
18. Jeff Vanderstock S. Pacific AAU	14.8	867	82'6"	270	13'1"	735	138'4"	391	5:08.1	210	6099
19. John Morton-Fla. Gulf Coast AAU	16.7	473	133'6 1/2"	646	12'6"	655	153'10"	472	5:21.0	139	5568
20. Dick Robinson New York A.C.	16.3	540	114'8 1/2"	444	-	(1)	145'1 1/2"	430	4:32.6	481	5234
21. Eugene McCleary Univ. of Miami	20.3	77	140'4"	706	12'3 1/2"	615	186'6 1/2"	661	5:02.6	244	4868
22. Al Mann Tarrytown S.S.C.	17.4	372	87'2"	300	9'5 3/4"	289	137'8 1/2"	355	5:11.0	194	4838

78

1. Ray Parker Harvard Conn.	10.4s	774	32'8"	1236	3'8"	500	4:27.3s	427	1:58.7	1274
4. Brian Murphy Milwaukee T.C.	11.4s	664	35'1 1/4"	429	5'4"	608	3:45.3s	786	1:21'10"	721
5. Norman Cyprus N.Y.A.C.	10.6s	832	43'6"	832	5'6"	672	4:26.0s	582	1:29'5"	812
6. William Walsh Long Island Striders	11.5s	643	31'11"	276	5'10"	800	4:16.9s	626	85'10"	289
7. Jerrold Counihan N.Y.A.C.	11.0s	748	34'7 1/4"	405	6'1"	896	4:26.0s	582	95'10 1/2"	410
8. Richard Cirmer Bergen Pacers	10.8s	790	32'1 1/2"	282	5'9"	768	4:10.9s	656	82'	243
9. Andrew Brochu Gorham A.C.	11.3s	685	34'1 1/2"	382	5'6"	672	4:10.1s	662	82'11 1/2"	245
10. Richard Boehringer Elmont, N. Y.	10.7s	811	30' 8 1/2"	218	6'1"	896	4:16.9s	626	-	0
11. John Moore N.Y.A.C.	11.1s	727	29'4 1/4"	153	5'4"	608	4:35.3s	536	97'8 1/2"	432
12. Jon Albitz Pen Hill	10.7s	811	37'2"	528	5'6"	672	-	0	101'10 1/2"	482
13. Al Berardi N.Y.A.C.	11.4s	664	36'11"	516	5'4"	608	4:20.2s	611	91'5 1/2"	357
14. Jeff Bannister Gorham A.C.	11.0s	748	34'3 1/2"	390	5'8"	736	4:05.7s	680	82'1 1/2"	245
15. Steve Ross Maine A.C.	11.1s	727	31'4 1/2"	250	5'8"	736	4:19.6s	614	62'11"	14
16. John Clark Unattached	11.8s	580	33'9"	364	4'6"	288	4:21.7s	604	84'1 1/2"	269
17. Andrew Altheimer Milwaukee T.C.	11.6s	622	32'11 1/2"	327	5'	480	5:29.2s	266	86'4 1/2"	296
18. Earl Wells N.Y. Pioneer Club	10.9s	769	28'6 1/2"	114	5'	480	4:03.8s	691	-	0
19. Dave Merkwitz Bergen Pacers	11.6s	622	39'4 1/2"	634	5'	480	4:49.0s	467	81'3 1/2"	235
20. Greg Morse Central Jersey T.C.	10.7s	811	28'5 1/4"	109	5'2"	544	4:16.9s	626	67'3 1/2"	67
21. John Logan Philadelphia	12.0s	538	33'10 1/4"	369	4'6"	288	4:54.5s	444	102'2 1/2"	486
22. John Curry Unattached	12.2s	496	30'10"	224	5'1"	512	5:06.8s	378	85'2 1/2"	282

79

A.A.U. ALL-AROUND CHAMPIONSHIPS - ENGLEWOOD, NEW JERSEY - AUGUST 15, 1964

	POLE VAULT		120 YARD HURDLES		56#-WEIGHT THROW		BROAD JUMP		ONE MILE RUN		TOTAL Points
	Dist.	Pts.	Time	Pts.	Dist.	Pts.	Dist.	Pts.	Time	Pts.	
1. William Urban N.Y.A.C.	12'6"	1144	15.5s	1015	30' 1/2"	722	20'5 1/2"	704	5:19.4s	692	8177
2. Tom Pagani N.Y.A.C.	10'6"	760	17.3s	745	43'7 3/4"	1375	18'6 1/4"	518	6:47.5s	252	7921
3. Ray Parker Hartford, Conn.	13'6"	1336	15.6s	1000	18'10"	184	22'7 1/2"	912	5:34.2s	618	7349
4. Brian Murphy Milwaukee T.C.	12'	1048	17.9s	655	28'5 1/2"	648	18'3 3/4"	498	5:41.7s	716	6773
5. Norman Cyprus N.Y.A.C.	14'	1432	22.3s	5	29'1 1/2"	678	18' 1 1/2"	480	6:21.9s	380	6705
6. William Walsh Long Island Striders	13'	1240	17.0s	790	23'1"	388	19' 10"	644	5:37.5s	602	6298
7. Jerrold Counihan N.Y.A.C.	12'6"	1144	18.4s	580	19' 1/2"	194	18'1 1/2"	480	6:16.2s	408	5847
8. Richard Cirmer Bergen Pacers	10'9"	808	16.1s	925	-	0	21' 3/4"	762	5:42.5s	577	5811
9. Andrew Brochu Gorham A.C.	12'	1048	18.0s	640	20' 1/2"	242	19'7 1/4"	622	5:41.3s	583	5791
10. Richard Boehringer Elmont, N. Y.	12'	1048	17.8s	670	16'	48	21'5 1/2"	800	5:27.0s	654	5771
11. John Moore N.Y.A.C.	13'	1240	17.2s	760	16'11"	92	19'6 3/4"	618	6:12.8s	425	5591
12. Jon Albitz Penn Hill	11'	856	16.9s	805	19'	192	19'11 1/2"	656	6:16.6s	406	5408
13. Al Berardi N.Y.A.C.	11'6"	952	19.7s	355	18'	144	-	0	5:19.4s	692	4899
14. Jeff Bannister Gorham A.C.	8'5"	360	20.5s	265	18'2 1/2"	154	17'10 3/4"	458	5:09.7s	747	4783
15. Steve Ross Maine A.C.	-	0	15.7s	985	15'7 1/2"	30	21'1 3/4"	770	6:05.3s	463	4569
16. John Clark Unattached	10'23/4"	708	20.3s	295	16'10 1/4"	89	18'7 1/2"	528	5:43.3s	573	4298
17. Andrew Altheimer Milwaukee T.C.	12'	1048	19.7s	355	23'3"	396	14'2"	120	6:17.3s	403	4293
18. Earl Wells N.Y. Pioneer Club	-	0	16.9s	805	15'9"	36	19'5 1/4"	606	5:15.7s	711	4212
19. Dave Merkowitz Bergen Pacers	8'5"	360	-	0	17'2 1/4"	105	17'5 1/4"	422	5:16.7s	712	4037
20. Greg Morse Central Jersey T.C.	-	0	17.9s	655	18'9"	180	17'5 1/4"	424	5:47.3s	553	3959
21. John Logan Philadelphia	-	0	19.8s	370	18'	144	16'3 1/2"	304	5:47.0s	554	3457
22. John Corry											

NATIONAL A.A.U. RELAY CHAMPIONSHIPS

at Buffalo, N. Y.

August 9, 1964

440 Yard Relay - 1. United States Army (Paul Drayton, Mel Pender, Larry Dunn, John Moon); 2. Univ. of Chicago T.C. 40.9; 3. Philadelphia Pioneer 41.3; 4. D. C. Capitol Runners 41.5; 5. Cleveland Striders 42.0; 6. Ridley Township Striders 43.0.

One Mile Relay - 3:11.5 - 1. New York Pioneer Club (Hamilton McRae, Frank Howens, James Grant, Kent Bernard); 2. Cleveland Striders 3:11.9; 3. United A.A. 3:13.0; 4. Philadelphia Pioneer 3:15.6; 5. Garden Town T.C. 3:18.1; 6. Univ. of Chicago T.C. 3:30.1.

1 1/4 Mile Medley Relay - 9:52.7 - 1. Ridley Township Striders (Bruce Carter, Ken Reynard, Vic Zwolak, Pat Traynor); 2. Toronto T.C. 10:05.0; 3. New York Pioneer 10:08.6; 4. New York A.C. 10:12.0; 5. Univ. of Chicago T.C. 10:15.5; 6. Long Island Striders 10:18.1.

SENIOR A.A.U. LONG DISTANCE RUNNING CHAMPIONSHIPS

National Senior 15 Kilo Championship

at Seattle, Wash. October 3, 1964

1. Earl Weiser, Mercer Is. R.C., 47:53; 2. Jim Freeman, Vancouver O.C., 50:03; 3. Gary Walton, Mercer Is. R.C., 50:13; 4. Ron Davies, Vancouver O.C., 51:13; 5. Vic Stephens, Vancouver O.C., 51:31; 6. Don Tretheway, Vancouver O.C.

Team Champion - Vancouver O.C., 24 points

National Senior 20 Kilo Championship

at Needham, Mass. July 4, 1964

1. Jim Keefe, Central Conn. A.A.U., 1:05:03; 2. George Confrey, Brockton A.C., 1:05:03; 3. Jim Green, Boston A.A., 1:05:42; 4. Robert Sullivan, Boston A.A., 1:06:59; 5. Abe Fornes, New York Pioneer Club, 1:07:32; 6. Dave Dunsky, Northeastern T.C., 1:07:58.

Team Champion - Boston A.A., 23 points.

UNITED STATES SCORES SOLID VICTORY OVER SOVIET UNION

The sixth international dual match between the two ranking powers in track and field was conducted in perfect weather in the famed Los Angeles Coliseum, site of the 1932 Olympic Games. The well-balanced United States team, including veterans such as hurdler Hayes Jones who had been on every previous team, and youngsters, such as 18-year old Gerry Lindgren, proved to be the strongest team yet to face the Soviet Union.

The two day meet attracted almost 100,000 persons and the arrangements by the host *Los Angeles Times* could not have been finer. During the week before the match the two squads lived together on the University of Southern California campus, trained together at the Coliseum, and joined forces for several pleasure trips and visits to such places as a Hollywood movie set, Helms Hall where Tamara Press was presented with the Helms Athlete of the Year Award, Disneyland and Marineland, not to mention a baseball game at Dodger Stadium between Los Angeles and Houston.

Head coach of the victorious U.S.A. team was Sam Bell of Oregon State, aided by Senon Castillo of Arizona State and Seton Hall's John Gibson. Lt. Col. Jesse Liscomb headed the managerial staff which also included Sam Gorn of Baltimore and Jay Jones, Pasadena.

Never has the American coaching staff been beset with so many pesky injuries and illnesses since the series was started in 1958. Sprinters Bob Hayes, Charley Greene, and Bernie Rivers were sub-par causing a re-arrangement of the sprint relay team and the selections for the two flat sprint races. The morning of the 1500-meter race, Dyrrol Burleson reported with a virus infection and had to be scratched. Decathlete Paul Herman had already been replaced by the young Air Force veteran Rusty Hodge, son of a high jumper on the women's Olympic Team of 1936, Alice Arden. Hurdler Jay Luck was felled with mononeucleosis and hurdler Bill Hardin had pulled a muscle two days before the meet but decided to run anyway.

The Soviet Union squad, under head coach Gabriel Korobkov for the sixth time was, in top physical condition, although perhaps a little short on training according to reflections by the coaches and managers after the meet.

The well-organized United States team won every flat race, all three hurdles races and both relays for the first time in the series.

Admittedly the Americans were shocked the first day when Leonid Barkovsky nosed out Ralph Boston by one-fourth of an inch in the long jump and when hammer thrower Romuald Klim (who went on to win the Olympic gold medal) threw the hammer more than four-and-one-half feet further than Hal Connolly who had to be content with third place.

The three names on everyone's lip as they left the Coliseum Saturday evening were Lindgren, Long, and Hansen.

Gerry Lindgren who had previously run 10,000 meters only twice shocked the Soviet Union distance men by running Ivanov and Dutov "into the ground." Gerry remained just off the pace and failed to fall for any of the "gamesmanship tactics" sprung by the Soviet runners. When he decided the time was ripe to take over, off he went. The picture of Dutov as Lindgren sped by was one of the fine sports pictures of the year.

Dallas Long, who took a few hours off from his Dental School studies at the University of Southern California, twice bettered his own pending world record, one toss sailed 66-9, and then he cut loose with a 67-10 toss, the likes of which no one had ever seen in shot put competition.

It wasn't too much later that Fred Hansen bounced down the special com-

position runway and cleared 17-4 with inches to spare to hang up a new world record. In practice earlier in the week Hansen had shown exceptional form in clearing 17-0, the first time he had reached this height in a workout.

If one American is to be singled out for exceptional performances it would be Henry Carr, bothered by leg miseries much of the early summer. With Bob Hayes relegated to the sidelines with a pulled leg muscle, Carr was pressed into service in the 100 meters. He virtually ran away with the century, winning by more than four yards over teammate John Moon. He came back the following day to clobber his most persistent foe, teammate Paul Drayton, by more than five yards and then finished up by breezing to a 45.8 lap on the winning 1600-meter relay team.

The "happiest" victor was George Young who came through in the steeplechase. Laying off the pace until the last half lap, the veteran steeplechaser leaned on a burst of speed that brought him victory as he poured it on down the homestretch.

Flex Cawley, a replacement for Jay Luck in the 400-meter hurdles, proved more than adequate. In his fastest 400 meters up to that time he was clocked at 1:17.5, finishing some eight yards ahead of Bill Hardin who favored an injured leg.

Bob Schul and Bill Dellinger ran a perfectly "coordinated" race lap-after-lap. Finally, Schul "took off" and blazed across the finish line a ridiculously easy victor in the comparatively slow time of 14:12.4 with Dellinger at least 30 yards in front of Orentas as Olympic 10,000-meter champion, Helanikov, trailed in fourth.

Another substitute, Jim Grelle, who also ran in the initial race back in 1958, was the class among the four who took the mark in the 1500 meters. Morgan Groth had been a last minute replacement for Burleson and he was definitely sub-par and finished a discouraging third.

The awaited assault on the world record in the high jump by Valeriy Brumel never materialized. The Soviet champion had expressed concern about the "run up," prior to the meet. In spite of the special manicuring and arranging the field never really quite suited him. In the end Brumel did about as he pleased with a leap of 7-3½.

As routine as Brumel made the high jump victory, Ira Davis made it big when he leapt 53-11 to whip foe Vitold Kreyer in the triple jump. Not only was this the first time the United States won in the triple jump, but Davis established a new American record — one inch further than own former best.

All four javelin throwers came through with their own personal bests of the year. Of the four, the best throw was by crew-cut Janis Lulis of the Soviet Union, 270-11½. In the Olympic Games he threw 264-4 for the bronze medal.

C. R. P. Jr.

At the Coliseum, Los Angeles, Calif.

TRACK EVENTS


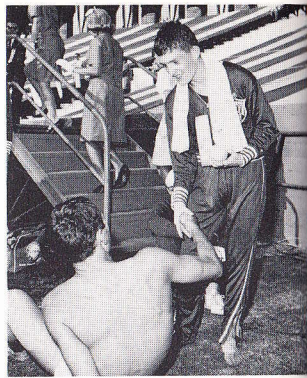
- 100 METERS—10.3—1. Henry Carr, USA; 2. John Moon, USA, 10.7; 3. Edvin Ozolin, USSR, 10.7; 4. Gusman Kosanov, USSR, 10.8.
- 200 METERS—20.5—1. Henry Carr, USA; 2. Paul Drayton, USA, 21.0; 3. Boris Zubov, USSR, 21.3; 4. Boris Savchuk, USSR, 21.7.
- 400 METERS—46.0—1. Mike Larrabee, USA; 2. Ollan Cassell, USA, 46.8; 3. Vadim Arkhipchuk, USSR, 47.0; 4. Viktor Richkov, USSR, 47.5.
- 800 METERS—1:47.5—1. Jerry Siebert, USA; 2. Darnell Mitchell, USA, 1:48.8; 3. Rein Tolp, USSR, 1:49.9; 4. Abram Krivosheev, USSR, 1:52.4.
- 1500 METERS—3:41.3—1. Jim Grelle, USA; 2. Ivan Belitsky, USSR, 3:42.3; 3. Morgan Groth, USA, 3:45.7; 4. Adolfas Alekseyunas, USSR, 3:52.0.
- 5000 METERS—14:12.4—1. Bob Schul, USA; 2. Bill Dellinger, USA, 14:14.2; 3. Kestutis Orentas, USSR, 14:18.0; 4. Pyotr Bolotnikov, USSR, 14:20.0.
- 10,000 METERS—29:17.6—1. Gerry Lindgren, USA; 2. Leonid Ivanov, USSR, 29:39.8; 3. Nikolay Dutov, USSR, 30:51.8; 4. John Gutknecht, USA, 31:22.2.
- 20 KILO WALK—1h.39m.58.6s.—1. Vladimir Golubnichy, USSR; 2. Gennady Agapov, USSR, 1:40:00.6; 3. Ron Laird, USA, 1:40:56.6; 4. Ron Zinn, USA, 1:45:58.4.
- 110-METER HURDLES—13.6—1. Blaine Lindgren, USA; 3. Hayes Jones, USA, 13.7; 3. Anatoly Mikhailov, USSR, 14.0; 4. Aleksandr Kontarev, USSR, 14.1.
- 400-METER HURDLES—49.5—1. Rex Cawley, USA; 2. Bill Hardin, USA, 50.2; 3. Vasily Anisimov, USSR, 51.1; 4. Imants Kuklich, USSR, 52.3.
- 3000-METER STEEPLECHASE—8:42.1—1. George Young, USA; 2. Jeff Fishback, USA, 8:43.6; 3. Eduard Osipov, USSR, 8:43.9; 4. Lazar Naroditsky, USSR, 8:57.4.
- 400-METER RELAY—39.4—1. United States (Paul Drayton, Bernie Rivers, Dick Stebbins, John Moon); 2. USSR (Edvin Ozolin, Boris Zubov, Gusman Kosanov, Nikolay Politiko), 39.8.
- 1600-METER RELAY—3:03.4—1. United States (Ollan Cassell, 46.6; Henry Carr, 45.8; Mike Larrabee, 45.5; Ullis Williams, 45.5); 2. USSR (Vadim Arkhipchuk, Valery Frolov, Vasily Anisimov, Viktor Richkov), 3:11.3.

FIELD EVENTS

- POLE VAULT—17-4—1. Fred Hansen, USA; 2. Dave Tork, USA, 15-11; 3. Gennady Bliznetsov, USSR, 15-7; 4. Igor Petrenko, USSR, 15-1.
- HIGH JUMP—7-3 1/2—1. Valeriy Brumel, USSR; 2. John Rambo, USA, 7-1/4; 3. Ed Caruthers, USA, 6-10 1/2; 4. Andrey Khmarsky, 6-8 1/2.
- LONG JUMP—26-4 1/4—1. Leonid Barkovsky, USSR; 2. Ralph Boston, USSR, 26-4; 3. Charles Mays, USA, 25-6 1/2; 4. Oleg Fedoseyev, USSR, 25-1 1/2.
- TRIPLE JUMP—53-11—1. Ira Davis, USA; 2. Vitold Kreer, USSR, 53-1 1/2; 3. Vladimir Gorayev, USSR, 52-0; 4. Bill Sharpe, USA, 50-5 1/2.
- SHOT PUT—67-10—1. Dallas Long, USA; 2. Viktor Lipsnis, USSR, 63-5 3/4; 3. Randy Matson, USA, 62-11; 4. Adolfas Varanaukas, USSR, 59-10 1/2.
- DISCUS THROW—200-5 1/2—1. Al Oerter, USA; 2. Jay Silvester, USA, 193-3; 3. Viktor Kompaneyets, USSR, 189-9; 4. Kim Bukhantsev, USSR, 186-1 1/2.
- JAVELIN THROW—270-11 1/2—1. Janis Lulis, USSR; 2. Vladimir Kuznetsov, USSR, 265-2 1/2; 3. Frank Covelli, USA, 262-6; 4. Jan Sikorsky, USA, 253-6 1/2.
- HAMMER THROW—222-9—1. Romuald Klim, USSR; 2. Gennady Kondrashov, USSR, 223-11; 3. Harold Connolly, USA, 221-2; 4. Ed Burke, USA, 207-7.

DECATHLON

- COMPETITORS—Don Jeisy and Russ Hodge, USA; Mikhail Storozhenko and Vasily Kuznetsov, USSR.
- TOTAL SCORES—1. Kuznetsov, 7842; 2. Jeisy, 7670; 3. Storozhenko, 7444; Hodge, 7444. (Storozhenko awarded third place because of better marks than Hodge in six of 10 events.)
- 100 METERS—1. Jeisy, 10.9 (948 points); 2. Kuznetsov, 11.0 (908); 3. Storozhenko, 11.1 (870); 4. Hodge, 11.2 (834).
- LONG JUMP—1. Storozhenko, 24-1/2 (898); 2. Kuznetsov, 22-3 (815); 3. Jeisy, 22-11 (779); 4. Hodge, 22-9 3/4 (770).
- SHOT PUT—1. Storozhenko, 51-7 3/4 (966); 2. Hodge, 49-11 1/4 (902); 3. Jeisy, 47-9 3/4 (829); 4. Kuznetsov, 44-4 3/4 (723).
- HIGH JUMP—1. Storozhenko, 6-6 (1027); 2. Kuznetsov, 5-11 (770); 3. Jeisy and Hodge, 5-10 (734).
- 400 METERS—1. Jeisy, 49.5 (884); 2. Hodge, 49.7 (868); 3. Kuznetsov, 50.8 (786); 4. Storozhenko, 53.1 (636).
- 110-METER HURDLES—1. Tie between Storozhenko and Kuznetsov, 15.0 (813); 3. Hodge, 16.0 (593); 4. Jeisy, 16.6 (489).
- DISCUS—1. Kuznetsov, 153-11 (838); 2. Storozhenko, 146-2 (761); 3. Jeisy, 142-11 1/2 (730); 4. Hodge, 141-10 (720).
- POLE VAULT—1. Jeisy, 15-1/4 (1131); 2. Kuznetsov, 14-8 1/4 (1047); 3. Hodge, 13-6 (807); 4. Storozhenko, 11-9 3/4 (556).
- JAVELIN—1. Kuznetsov, 223-9 1/2 (937); 2. Jeisy, 206-11 (803); 3. Hodge, 192-2 1/2 (700); 4. Storozhenko, 179-5 (619).
- 1500 METERS—1. Hodge, 4:29.9 (516); 2. Jeisy, 4:48.8 (343); 3. Storozhenko, 4:54.8 (298); 4. Kuznetsov, 5:09.2 (204).



HIGHLIGHTS AT SIXTH U.S.A.-

Leonid Khomenkov, vice chairman of USSR Sports Council, makes presentation to Otis Chandler, publisher of the Los Angeles Times and host for the international match. Others in picture, left to right Pyotr Birov, USSR track and field leader; Attorney General Robert Kennedy; President of the A.A.U. Jay-Ehret Mahoney and standing next to Mr. Chandler is Eric Obminsky, interpreter for the USSR delegation.

Gerry Lindgren, 18-year distance runner, receives congratulations after winning the 10,000 meter run.

The Parade of the two teams onto the Los Angeles Coliseum track led by Bob Hayes, USA, and Adolfas Varanauskas, USSR.

Finish of the 100 meters in the decathlon event. Mikhail Storozhenko, USSR; Vasily Kuznetsov, USSR; Russ Hodge (partly hidden behind Kuznetsov), and Lt. Don Jeisy, USMC, USA.

U.S.S.R. TRACK MEET AT LOS ANGELES



BOB SCHUL romps home with victory in 5,000 meter run.

John Moon anchors winning 4x100-meter victorious USA sprint relay team with Nikolay Politiko, USSR, trailing by five yards.

GABRIEL KOROCHKOV, National coach of the Soviet Union, addresses a "Welcome Soviet Union Team" luncheon in Los Angeles. On his left is Leonid Khomenkov, vice chairman of the Soviet Union's sports council, and on his right Paul Zimmerman, sports editor of the Los Angeles Times.

Eleanor Montgomery kisses the handsome silver bowl presented by the Los Angeles Times after winning the high jump, the first such victory for the United States in the six meets.

(All photos courtesy of Los Angeles Times)



A. A. U. DISTRICT ASSOCIATION MEN'S TRACK AND FIELD CHAMPIONSHIPS

	<u>Arizona</u>	<u>Carolina</u>	<u>Cent. Calif.</u>	<u>Conn.</u>	<u>D. of C.</u>	<u>Hawaiian</u>	<u>Indiana</u>	<u>Lake Erie</u>
100 Yds.	Carr 9.6	Roberts 9.4	Laverly 11.6 (100M)	Parkosewich 10.6 (100M)	Johnson 9.9	Justice 9.9	McCooy 10.0	Frazier 9.8
220 Yds.	Carr 22.5	Roberts 20.1	Critchlow 23.5 (200M)	Parkosewich 21.5 (200M)	Lamb 21.6	Pollard 22.4	Pugh 21.8	Love 21.4
440 Yds.	Kahn 49.3	Johnson 47.9	Critchlow 51.3 (400M)	Mottley 46.2 (400M)	Campbell 48.0	Kennedy 49.1	Mills 49.8	Johnson 50.3
880 Yds.	Owers 1:59.7	Dunkleberg 1:51.1	Stanton 1:59.0 (800M)	Wollkind 1:55.7 (800M)	Duchini 1:53.7	Black 1:53.5	Holden 1:56.3	Clasen 1:54.5
Mile	Young 4:10.5	Weisiger 3:59.5	Carroll 4:03.8 (1500M)	Carothers 4:10.3 (1500M)	McCann 4:14.4	Birtles 4:09.7	Gibbens 4:22.1	Mitchell 4:11.6
3 Mile	Scott (2M) 9:43.4	Folk 14:19.3	Carroll 15:26.4 (5000M)	Carothers 15:48.2 (5000M)	Lynch 9:06.8(2M)	Cole 14:47.2	Stadelman 15:39.1	Hegedus 14:28.3
3000 M. Stplchs.				Coleman 9:54.3	Harris 32:40.6 (10,000 M. Run)	Cole(6M Run) 32:21.1		
2 Mile Walk			Alves 7:46.9 (1500M)	Keefe 10,000 M. Run)	Green 32:42.6(6M Run)		Finch 7:51 (1M)	
120 Yd. H. H.	Lindgren 13.7	Fogle 14.3	Batton 15.5 (110M)	Corr 15.2 (110M)	Green 14.1	Welch 15.6	Somsel 15.4	Washington 14.5
220 Yd. L. H.							Drake 24.9	Washington 24.0
440 Yd. H.	Jansen 38.7 (330H.)	McCray 52.0	Adams 57.6 (400M)	Maxwell 59.7 (400M)	Hackett 55.2	Van Etten 55.8	Carnell 61.6(400M)	
Pole Vault	Martensen 15'		Whitten 13'6"	Thoma 13'	Bennett 14'6"	Dooley 13'10"	Hanna 14'2-3/4"	Burnett 15'-1/4"
High Jump	Caldwell 6'8"	Saier 6'8"	Jones 6'7"	Parker 6'6"	Costello 6'7-1/4"	Sherlock 6'2"	Smith 6'3"	Daggett 6'8"
Shot Put	Hendershot 54'10"	Stewart 51'6-1/2"	Nelson 47'8"	Kurnik 53'8"	Torrice 52'-3/4"	Atkinson 50'5"	Bates 47'4-3/4"	Archibald 50'6"
Hammer Throw				Chadbourne 174'4-1/2"			Bushong 159'5"	
Long Jump	Livingston 21'6"	Tate 25'4-1/2"	Laverly 21'3-3/4"	Makarewicz 22'	Cole 24'3"	Kelbey 21'5"	Haworth 21'10-1/2"	Hayden 22'3-3/4"
Discus Throw	Treadwell 176'1"	Boggs 149'4-1/2"	Mathias 132'11-1/2"	Bank 140'5"	Drozodov 145'3"	Peters 135'8"	Veldre 137'4-1/2"	Montgomery 151'8-1/2"
Triple Jump		Tate 50'1-1/2"	Laverly 44'4"	Morehead 43'9-3/4"	Vincent 48'2-1/2"	Higgs 42'7-3/4"	Robinson 42'8-1/4"	
Javelin Throw	Covelli 245'5"	Johnston 219'2"	Manfredo 176'3"	Kurnik 175'10"	White 217'4"	Loughmiller 207'11-1/2"		Halmi 197'6-1/2"

92

93

	<u>Ill.</u>	<u>Michigan</u>	<u>Minnesota</u>	<u>Wis. Valley</u>	<u>New Eng.</u>	<u>New Jersey</u>	<u>Virginia</u>	<u>Ohio</u>
100 Yds.	Ford 9.2	Dickson 9.9	Friedman 10.2	Smith 10.1	Collamore 9.6	Freeman 9.6	London 10.7	Wallace 9.4W
220 Yds.	Bessudin 23.3	Ellison 22.1	Campbell 22.4	McGowan 21.8	Parrish 22.2	Cassell 21.3	Mingie 22.0	Calhoun 21.3
440 Yds.	King 50.8	Skinner 47.5	Heller 52.5	Harms 49.7	McGuinness 50.8	Rogers & Cassell 48.6	Hill 49.8	Calhoun 47.4
880 Yds.	King 1:52.8	Forde 1:56.2	Heller 2:04.6	Coane 1:52.9	Gastonguay 1:56.1	Germann, G. 1:55.1	Smith 1:54.5	Lipscomb 1:54.5
Mile	Judkins 4:31.2	McDonnell 4:11.2	Moore 4:42.3	McNeal 4:06.9	Gastonguay 4:25.4	Germann, H. 4:20.4	Ripple 4:26.9	Schul 4:03.0
3 Mile	Judkins 15:34.2	McArdle 13:44.2	Scott 14:34.6	Silverberg 14:40.6	Kent 14:50.6	Lorenz 14:42.4	Brown 15:02.5	Moore 14:35.6
3000 M. Stplchs.		Kopil 9:35.6			Conefrey 10:21.8(2M)			
2 Mile Walk	Killinger 17:56.9	Rasmussen 14:51.6	Klopfer 16:50.0	Mickel 8:45.7 (1M)	Tokola 6:56.1 (1M)	Kulik 16:26.0		Blackburn 7:01.8(1M)
120 Yd. H. H.	Harlie 15.9	Rogers 14.3	Hawthorne 15.9	Groff 14.8	Hemery 12.4 (100Y)	Reed 14.8		Henderson 14.4
220 Yd. L. H.								
440 Yd. H.	Jewett & Sample 60.6	McArdle 51.9	Page 61.2	Alexander 54.2 (400M)	Gittens 57.2	Johnson 55.3		Lipscomb 53.3
Pole Vault	Wheeler & Plymali Bowers 11'4"	15"	Schlegel-milch 12'6"	Younger 15'-1/4"	Sculco 14'	Mitchell 13'	Ryan 12'	Linta 14'
High Jump	Taplin 5'10"	Gardner 6'4"	Oliphant 6'	Summers 6'6"	Thomas 7'	Mulvihill 6'3-1/2"	Tolbert 43'4"	Densham 6'7-1/2"
Shot Put	Delaite 47'1-1/2"	Gubner 60'7-3/4"	Flatley 48'3"	Schwartz 50'6-1/4"	Wallin 59'2"	Christensen 48'10-1/4"	Paske 49'2-1/2"	Smith 51'5-1/2"
Hammer Throw	Mason 183'-1/2"	Hall 203'9"			McWilliams 205'3"	Wolfe 158'6"		
Long Jump	Ford 21'1-1/2"	Mays 24'5"	Whitaker 23'3-1/2"	Korn 24'3"	Oulette 20'10-1/2"	Thompson 23'1-1/4"	Rouse 20'8"	Mayfield 24'9-1/4"
Discus Throw	Delaite 152'4"	Oerter 198'11-1/2"	Flatley 151'7-1/2"	McDonald 149'10"	Cavanaugh 147'8"	Studney 155'11"	Dansereau 143'8"	Sanders 140'9-1/2"
Triple Jump	Ross 44'8-1/2"	Cooper 48'5-1/2"	Preas 47'1-1/4"	Rhems 39'11"	Hayward 49'6-1/2"	Johnson 48'8-1/4"	Robie 43'4"	Densham 43'11"
Javelin Throw	Lewis 174'	Sonsky 225'4"	Morton 140'5"	Noll 202'1"	Marshall 212'-1/2"	Gipson 211'4-1/2"	Lang 174'8"	
6 Mile Run		Moore 29:02.2			Sullivan 29:47.0	Lombardi 33:40.2		

A. A. U. DISTRICT ASSOCIATION MEN'S TRACK AND FIELD CHAMPIONSHIPS

	<u>Ozark</u>	<u>Pacific</u>	<u>Pacific S. W.</u>	<u>So. Atlantic</u>	<u>So. Pacific</u>	<u>Virginia</u>	<u>U. S. A. F.</u>
100 Yds.	West 9.9	Poynter 10.7(100M)	Baker 10.0	Fender 9.6	Morris 9.5	Johnson 10.1	Jackson 9.6
220 Yds.	Kimmich 22.6	Poynter 21.4(200M)	Baker 21.9	Gregg 21.9	Morris 21.1	Johnson 22.5	Jackson 21.0
440 Yds.	Mathis 49.5	Archibald 47.0(400M)	Godfrey 48.4	Lee 48.7	Larrabee 46.9	Bocrie 51.9	Cushman 48.8
880 Yds.	McCracken 1:58.0	Noel 1:51.9(800M)	Gordon 1:52.2	Patrick 1:56.7	Day 1:50.3	Pankey 2:00.7	Cunliffe 1:52.8
Mile	Schloss 4:40.1	Tucker 4:02.7	Riles 4:18.6	Sweet 4:17.1	Grelle 4:00.0	Caldwell 4:36.4	Cunliffe 4:33.0
3 Mile	Miner 15:04.4	Moran 14:43.7(5000M)	Davis 14:51.3	Pflaging 14:36.5	Rodda 13:43.4	Stephens 17:47.5	Ashton 14:53.9
3000 M. Stplchs.		Davis 9:10.3			Hughes 9:03.8	Buyalos 11:03.6	Ashton 10:32.9
2 Mile Walk		Jaquith 7:19.2(1M)	McLachlan 15:14.2	Kitchen 16:48.9	Laird 14:01.0	Holdren 22:20.0	DeNoon 13:59.5
120 Yd. H.H.	Groff 14.5	Rockwell 14.3 (110M)	Kennedy 15.6	Bethea 13.7	Polkinghorn 14.2	Cappi 15.6	Edstrom 14.5
220 Yd. L.H.							Wise 24.0
440 Yd. H.		Toomey 53.0(400M)		Stauffer 52.8	Atterberry 51.5	Wills 62.7	Cushman 52.7
Pole Vault	Cape 14'-1/2"	White 16'	Kalmar 14'	Goode 14'-1/2"	Morris 16'3-3/4"	Savage 12'	Ransom 13'
High Jump	Herndon 6'5"	Barnes 6'11-1/4"	Andrews 6'2-1/2"	Jinks 6'5"	Burrell 6'10-1/4"	Jeffries 6'1"	Wyborney 6'7-1/4"
Shot Put	Little 49'-1/4"	Maggard 61'10"	Herzog 48'11-3/4"	McComas 50'9-1/2"	Long 66'3-1/2"	Pilgrim 51'1-1/2"	Fry 55'6"
Hammer Throw		Burke 207'9"		Rosenberg 141'1-1/2"	Connolly 222'2-1/2"	Pilgrim 113'3-1/2"	Lange 147'10"
Long Jump	Mace 22'4-1/4"	Moore 23'8"	Kennedy 24'2-1/2"	Moore 26'3-1/2"	Wiley 23'11-1/4"	Harmon 22'	Jenkins 22'6"
Discus Throw	Deck 136'6"	Maggard 169'9"	Munroe 106'10-1/2"	McComas 162'1-1/2"	Babka 189'9"	Pilgrim 141'	Passey 177'3-1/2"
Triple Jump	Mace 44'7-1/2"	Farmer 47'3-1/4"	Kalmar 43'11"	Moore 44'1-1/2"	Lazaro 49'4-1/2"	Carter 44'9"	Jackson 44'9-1/2"
Javelin Throw	Brown 186'8"	Brown 228'7"	Howell 182'9"	Bergenback 194'5"	Covelli 241'2-1/2"	Phillips 176'11"	Beucher 237'3"
6 Mile Run		Whitehead 31:14.4		Pflaging 31:41.6	Clark 28:58.4	Philpott 37:00.2	

NCAA OUTDOOR CHAMPIONSHIPS 1964

at Eugene, Oregon June 11-13, 1964

- 100 Meters - 10.1 - 1. Henry Jerome, Oregon; 2. Roberts, N.C. Coll.; 3. Jackson, Ill.; 4. Newman, Fresno St.; 5. Stebbins, Grambling; 6. Headley, Nebraska.
- 200 Meters - 20.4 - 1. Bob Hayes, Florida A&M; 2. Roberts, N.C. Coll.; 3. Jerome, Oregon; 4. Blunt, Oregon; 5. Hermen, San Jose St.; 6. Horner, Villanova.
- 400 Meters - 45.9 - 1. Tie between Bob Tobler, Brigham Young and Ullis Williams, Arizona St.; 3. Bernard, Mich.; 4. Archibald, Calif.; 5. Boyle, Notre Dame; 6. Lee, Morgan St.
- 800 Meters - 1:48.5 - 1. Tom Farrell, St. John's; 2. Barry Sugden, Ohio U.; 3. Bess, So. Calif.; 4. Garrison, San Jose St.; 5. Van Asten, Oregon; 6. Carroll, Villanova.
- 1,600 Meters - 3:40.4 - 1. Morgan Groth, Oregon St.; 2. San Romani, Jr., Oregon; 3. Camien, Emporia St.; 4. Tucker, San Jose St.; 5. Lingle, Missouri; 6. Day, UCLA.
- 3,000 Meters - 14:12.5 - 1. Tie between Murphy, Air Force and Straub, Army; 3. Keefe, Central Conn.; 4. Moore, Oregon; 5. Lynch, Georgetown; 6. Brown, Montana.
- 10,000 Meters - 29:37.8 - 1. Murphy, San Jose St.; 2. Brown, Montana; 3. Gurule, San Jose St.; 4. Valiant, Wash. St.; 5. Keefe, Central Conn.; 6. Weeks, UCLA.
- 3,000-Meter Steeplechase - 8:42.0 - 1. Vic Zwolak, Villanova; 2. Lehner, Oregon; 3. Silverberg, Kansas; 4. Valiant, Wash. St.; 5. Steinke, Oregon; 6. Moore, Oregon.
- 110-Meter High Hurdles - 13.7 - 1. Bobby May, Wm. Marsh Rice; 2. Whitehouse, Notre Dame; 3. Johnston, Iowa St.; 4. Viltz, So. Calif; 5. Thompson, Houston; 6. Cortright, Stanford.
- 400-Meter Hurdles - 50.2 - 1. Bill Hardin, L.S.U.; 2. McArdle, Manhattan; 3. McCray, N.C. Coll.; 4. Reynard, Penn.; 5. Lynch, Harvard; 6. Bethea, Morgan St.
- High Jump - 7-1/4 - 1. John Rambo, Long Beach St.; 2. Johnson, Calif.; 3. Keppel, Wash. St.; 4. Pardee, Harvard; 5. Olsen, Calif.; 6. Steuber, Oregon.
- Broad Jump - 26-9 1/4 - 1. Gayle Hopkins, Arizona; 2. Nickolas, Fresno St.; 3. Shinnick, Wash.; 4. Clayton, So. Calif.; 5. West, Wash.; 6. Brooks, Nebraska.
- Pole Vault - 16-0 - 1. John Uelses, LaSalle; 2. Flanagan, So. Calif.; 3. Penelton, Abilene Christian; 4. Self, Wash. St.; 5. Cruz, Villanova; 6. Holsinger, Okla. St.
- Triple Jump - 51-8 3/4 - 1. Craig, Fresno St.; 2. Bond, San Jose St.; 3. Tate, N.C. Coll.; 4. Hopkins, Arizona; 5. Ohiri, Harvard; 6. Daugherty, Tulsa.
- Shot Put - 61-8 - 1. Gary Gubner, NYU; 2. Woods, So. Ill.; 3. Wallin, Northeastern; 4. Berkowitz, Navy; 5. Castle, So. Calif.; 6. Johnson, Redlands.
- Discus - 185-2 1/2 - 1. Bill Kennedy, New Mexico; 2. Neville, Occidental; 3. Schmidt, Calif.; 4. Akers, San Jose St.; 5. Petroelje, Cal Poly; 6. Hendrickson, Wisconsin.
- Javelin - 249-10 1/2 - 1. Les Tipton, Oregon; 2. Reddaway, Oregon; 3. Gomez, Oregon; 4. Red, Rice; 5. Brown, San Jose St.; 6. Kipe, Wash. St.

Hammer Throw - 191-6 - 1. Alex Schulten, Bowdoin; 2. Corsetti, Northeastern; 3. Croasdale, Harvard; 4. Gage, Cornell; 5. Sumoski, Connecticut; 6. Frenn, Long Beach St.

440-Yard Relay - 40.1 - 1. Illinois (Williams, Blenheim, Yavorski, Jackson); 2. Fresno St.; 3. So. Calif.; 4. Colorado; 5. Houston; 6. Oregon St.

1-Mile Relay - 3:07.4 - 1. California (Courschene, Fishback, Beaty, Archibald); 2. Brigham Young; 3. Michigan; 4. Nebraska; 5. Oregon St.; 6. Clemson.

Team Scoring: Oregon 70; San Jose St. 40; California, So. Calif., and Fresno St. 30; N. C. College 28; Wash. St. 19 1/2; Brigham Young 17; Illinois 16; Villanova, Harvard, Northeastern, Arizona, Wm. Marsh Rice 14; Oregon St. 13; Michigan 12; Long Beach St. 11; Bowdoin, NYU, New Mexico, La-Salle, Florida A&M, Notre Dame, St. John's, L.S.U. 10 each. Thirty-three other colleges shared in the scoring.

13TH ANNUAL NAIA TRACK AND FIELD CHAMPIONSHIPS

at Sioux Falls, S. D.

June 5-6, 1964

100 Meters - 10.2 - 1. Bob Hayes, Fla. A&M; 2. Roberts, N.C. Coll.; 3. Guy, Southern Univ.; 4. McAlister, Sam Houston St.; 5. Lasater, East Texas St.

200 Meters - 20.9 - 1. Ed Roberts, N.C. Coll.; 2. Ragsdale, Grambling; 3. Anderson, Southern Univ.; 4. Lasater, East Texas St.; 5. Williams, Omaha.

400 Meters - 46.6 - 1. Don Owens, Grambling; 2. Kyser, East Texas St.; 3. Stinson, Ark. AM&N; 4. McNeil, East Texas St.; 5. Mack, LeMoyné.

800 Meters - 1:49.5 - 1. Gary Wilson, Oklahoma Baptist; 2. Aaberg, Lewis & Clark; 3. Dodson, Southern Univ.; 4. Harms, Fort Hays; 5. Harms, Fort Hays.

1500 Meters - 3:48.3 - 1. John Camien, Emporia St.; 2. McDonnell, Emporia St.; 3. Keefe, Central Conn.; 4. Ewing, Howard Payne; 5. Burson, Western N.M.; 5.

5,000 Meters - 14:25 - 1. John Camien, Emporia St.; 2. Keefe, Central Conn.; 3. Burson, Western N.M.; 4. Sloan, Emporia St.; 5. Lakin, Fort Hays.

110-Meter Hurdles - 14.4 - 1. Roger Morgan, Northeastern La. St.; 2. Hawkins, Lincoln (Mo.); 3. LeBlanc, Northeastern La. St.; 4. Grandome, Eastern Ill.; 5. Hearn, N. C. Coll.

400-Meter Hurdles - 51.4 - 1. McCray, N.C. Coll.; 2. Bonds, McMurry; 3. Curtis, Kearney St.; 4. Burles, Willamette; 5. Rush, Friends.

5,000-Meter Steeplechase - 9:09 - 1. Sloan, Emporia St.; 2. Stewart, Eastern Wash.; 3. McDonnell, Emporia St.; 4. Lakin, Fort Hays; 5. Miller, Lewis & Clark.

440-Yard Relay - 40.4 - 1. Southern Univ. (Brown, King, Guy, Anderson); 2. Grambling; 3. Adams St.

One-Mile Relay - 3:16.5 - 1. East Texas St. (Ballowe, Lasater, McNeil, Kyser); 2. Indiana St.; 3. Adams St.

High Jump - 6-8 - Summers, Wm. Jewell; 2. Ross, Southern; 3. Tie between Schmidt and Williams, Fort Hays; 5. Tie between Albertsson, Pacific Lutheran and White, Portland St.

Broad Jump - 24-5 3/4 - Tate, N.C. Coll.; 2. Steele, Eastern Ill.; 3. Peyton, Puget Sound; 4. Stuckert, Kearney St.; 5. Whitehouse, Kearney St.

Shot Put - 53-1 3/4 - 1. Johnson, Redlands; 2. Price, Central Wash.; 3. Jackson, Southern; 4. Schlekeway, So. Dakota; 5. McLaughlin, Whitworth.

Triple Jump - 51-9 - 1. Tate, N.C. Coll.; 2. Constant, Northeastern La. St.; 3. Rice, Westmont; 4. Russell, Lincoln (Mo.); 5. Steele, Eastern Ill.

Pole Vault - 15-0 - 1. Lorenz, Sam Houston St.; 2. Cutright, Central Wash.; 3. Rort, Redlands; 4. Nilsen, Eastern Ill.; 5. Williams, Kearney St.

Discus - 173-1/2 - 1. Dixon, Langston; 2. Miskov, Central Mich.; 3. Jackson, Southern Univ.; 4. Schlekeway, So. Dakota; 5. DiPaola, Emporia St.

Javelin - 225-9 1/2 - 1. Lagesson, Pacific Lutheran; 2. Berentsen, Southern Univ.; 3. Hurn, Emporia St.; 4. Pitko, Emporia St.; 5. Simpson, Southern Univ.

Team Scoring: Emporia State 60, No. Carolina College 50, Southern Univ. (La.) 44, Northeastern La. St. 24, Fort Hays St. 20, Grambling 19, Eastern Illinois 18, East Texas St. 17, Redlands 16, Central Conn. St. and Kearney 15, Sam Houston St. and Lincoln (Mo.) 13, Pacific Lutheran 11 1/2, Fla. A&M, Langston, Lewis & Clark, Okla. Baptist and Wm. Jewell 10. Twenty-four other colleges scored one or more points.

88TH ANNUAL I.C.A.A.A. OUTDOOR CHAMPIONSHIPS

at Villanova, Pa.

May 29-30, 1964

- 100 Yards - 9.7 - 1. Sam Amukun, Colgate; 2. Horner, Villanova; 3. Owens, Penn; 4. Jackson, Morgan St.; 5. Uzzle, Villanova.
- 220 Yards - 20.9 - 1. Earl Horner, Villanova; 2. Amukun, Colgate; 3. Uzzle, Villanova; 4. Ellison, St. John's; 6. Jackson, Morgan St.
- 440 Yards - 47.0 - 1. Wendell Mottley, Yale; 2. Lee, Morgan St.; 3. Lamb, Maryland; 4. Cracovia, Iona; 5. Hubert Brown, Morgan St.
- 880 Yards - 1:49.5 - Tom Farrell, St. John's; 2. Carroll, Villanova; 3. Martens, Mich. St.; 4. Linders, Gettysburg; 5. Gastonguay, Brandeis.
- 1-Mile - 4:06.6 - 1. Dave Farley, Brown; 2. Sullivan, Villanova; 3. G. Ger-mann, Seton Hall; 4. Welling, Manhattan; 5. Minehan, LaSalle.
- 3-Miles - 13:53.0 - 1. Vic Zwolak, Villanova; 2. Lynch, Georgetown; 3. Brouillet, Mass.; 4. Cucchiara, Fordham; 5. Loeschhorn, N.Y.U.
- 3,000-Meter Steeplechase - 9:25.7 - 1. Vic Zwolak, Villanova; 2. Hyland, Villanova; 3. McCann, Georgetown; 4. Sander, Fordham; 5. Ferko, Vill.
- 120-Yard High Hurdles - 14.3 - 1. John Bethea, Morgan State; 2. Barnhill, Penn St.; 3. Awori, Harvard; 4. Coniglio, Villanova; 5. Pannell, Manhattan.
- 440-Yard Intermediate Hurdles - 51.6 - 1. Vincent McArdle, Manhattan; 2. Lynch, Harvard; 3. Reynard, Penn; 4. Bethea, Morgan St.; 5. Westfield, Cornell.
- 1-Mile Relay - 3:10.3 - 1. Morgan State (Herman Hawthorn, Bob Bagley, Hubert Brown, Nick Lee); 2. Manhattan; 3. Yale; 4. Penn; 5. N.Y.U.
- Discus Throw - 169-10 - 1. John Bakkensen, Harvard; 2. Gubner, N.Y.U.; 3. Levensis, Yale; 4. Steigerwald, Manhattan; 5. Pfeifer, Harvard.
- Triple Jump - 51-4 3/4 - 1. Chris Ohiri, Harvard; 2. Anderson, Penn; 3. Keller, Boston Coll.; 4. O'Brien, Holy Cross; 5. Hooton, Colgate.
- Hammer Throw - 193-6 1/2 - 1. Bill Corsetti, Northeastern; 2. Nason, Maine; 3. Schulten, Bowdoin; 4. Gage, Cornell; 5. Connors, Manhattan.
- Broad Jump - 24-4 1/4 - 1. Mike Cole, Maryland; 2. Keller, Boston Coll.; 3. Garrett, Mich St.; 4. Anderson, Penn; 5. Awori, Harvard.
- Javelin Throw - 227-9 1/2 - 1. Ernie Krombolz, Penn State; 2. Terza, Penn St.; 3. Platt, Colgate; 4. DeFiore, Columbia; 5. Palatucci, LaSalle.
- Pole Vault - 16-3 1/2 - 1. Rolando Cruz, Villanova; 2. Uelses, LaSalle; 3. Pinkerton, Penn St.; 4. Bennett, Maryland; 5. Morse, Princeton.
- High Jump - 6-6 - 1. John Hartnett, Princeton; 2. Hill, Yale; 3. Pardee, Har-vard; 4. Tie between Spitzberg, Harvard and O'Brien, Holy Cross.
- Shot Put - 59-5 1/2 - 1. Gary Gubner, N.Y.U.; 2. Wallin, Northeastern; 3. Croasdale, Harvard; 4. Kurnik, Villanova; 5. Mercein, Yale.
- Team Scoring: Villanova 45, Harvard 26 1/2, Morgan State 20, Tie between Penn State and Yale 16, Manhattan 15, Penn 14, Colgate 13, N.Y.U. 11, Maryland 10, Northeastern 9, Tie among Boston College, Georgetown and St. John's 7 each; Tie among Brown, LaSalle, Michigan St. and Princeton, 6 each; Tie between Fordham and Maine 4 each; Holy Cross 3 1/2, Tie among Bowdoin, Cornell, Massachusetts and Seton Hall 3 each; Tie among Columbia, Gettysburg, and Iona 2 each; Brandeis 1.

AAU INDOOR INTERSCHOLASTIC CHAMPIONSHIPS

at Madison Square Garden

February 22, 1964

- 60 Yard Dash - 6.3 - 1. Oliver Hunter, New Rochelle; 2. Silvera Grant, Lane; 3. Donald Castronova, Oceanside; 4. Otis Hill, White Plains; 5. Karl Farmer, Boston Tech.
- 60 Yard High Hurdles - 7.4 - 1. Paul Wilson, Plainfield; 2. Ken Donovan, Sayville, L.I.; 3. George Carty, Perth Amboy; 4. Walter Hall, Mount Vernon; 5. Charles Thrower, Boys.
- 440 Yard Dash - 49.2 - George Rainey, White Plains; 2. Tie between Ronald Thompson, North Babylon, L.I. and James Kiffer, Syosset, L.I.; 4. Harold Nichter, Loughlin; 5. Alfonso Grimes, Bayside. (Meet record; old record, 49.6 by Timothy Johnson, Rindge Tech, Boston 1963).
- 1,000 Yard Run - 2:14.5 - 1. Pete Farrell, Molloy; 2. Raymond Tucker, West-dale H.S., Hamilton, Ont., Canada; 3. Earl Jordan, White Plains, N.Y.; 4. John Kehoe, Mt. St. Michael's; 5. Michael Wallace, Alexander Hamilton. (Meet record; old record, 2:14.9 by Eugene Tetreault, Hartford Public, Conn. 1962.)
- Mile Run - 4:17.4 - 1. Orlando Martinez, Alexander Hamilton; 2. Robert Zie-minski, Molloy; 3. William Leahy, Catholic Memorial, Springfield, Mass.; 4. Steven Barbatto, Baldwin; 5. Stan Barbatto, Baldwin.
- Two Mile Run - 9:10.6 - 1. Charles Messenger, Kenwood, Md.; 2. Greg Ryan, Essex (N.J.) Catholic; 3. Donald Knox, Adams; 4. Ron Gustafson, Wantagh, L.I.; 5. Tom Donnelly, La Salle (Phila). (Meet record; old record, 9:23.5 by James McDermott, Archbishop Molloy 1963.)
- 1,000 Yard Relay - 1:46.5 - 1. Boys High (Cecil Davis, Cleo Hatcher, Gary Gadsen, Sylvester Robinson); 2. Scotch Plains (N.J.); 3. Abington, (Pa.); 4. Commerce; 5. Clinton, (Meet record, old record, 1:47.5 by Clinton, 1959.)
- One Mile Relay - 3:25.6 - 1. George Washington (Maurice Patterson, Kenneth Kelly, Elmo Morales, Cuthbert Chamberlain); 2. Archbishop Stepinac, White Plains; 3. Lincoln; 4. Jackson; 5. Molloy.
- Two Mile Relay - 7:57.1 - 1. Essex (N.J.) Catholic (Thomas Hayes, James Rebenback, John O'Leary, Larry Rooney); 2. Molloy; 3. Brookline Prep; 4. St. Agnes (L.I.); 5. Xaverian.
- High Jump - 6-7 - 1. Tie between Bill McClellon, Clinton and Carl Dawkins, Somerville (Mass.); 3. Tie between Del Benjamin, La Salle, Paul Wilson, Plainfield (N.J.), George Platt, Plainfield (N.J.), Karl Kremser, Woodrow Wilson, Levittown, Pa., 6-4.
- 12 Pound Shot Put - 57-2 - 1. David Klein, Oceanside, L.I.; 2. John Consalvi, Quincy, Mass., 56-5 1/2; 3. Tie between William Newcomb, New Milford (N.J.), and Vincent Wycko, Union (N.J.), 56-5; 5. Robert Higgins, Bergen (N.J.) Catholic, 54-4 1/2.
- Team Score: Archbishop Molloy, 14; White Plains, 10; Essex (N.J.) Catholic, 9; Tie between Plainfield (N.J.) and Oceanside (L.I.) 8; Tie between Alexander Hamilton and Boys, 6; Clinton 5 1/2; Tie between Washington and Kenwood (Md.), 5; Somerville (Mass.), 4 1/2; Tie among Lane, Sayville (L.I.), Quincy (Mass.), Westdale (Canada), Scotch Plains (N.J.) and Archbishop Step-inac, 4; Tie between North Babylon (L.I.) and Syosset (L.I.), 3 1/2; Tie among Adams, Cathedral (Mass.), Abington (Pa.) and Perth Amboy (N.J.) 3; Tie between New Milford (N.J.) and Union (N.J.), 2 1/2; Tie among Mon-tauk (L.I.), St. Agnes (L.I.), Commerce, Jackson, Mt. St. Michael's, Lough-lin and Mount Vernon, 2; Tie between LaSalle Academy and Woodrow Wil-son (Pa.), 1 1/2; Tie among Bergen (N.J.) Catholic, LaSalle (Pa.), Bayside, Xaverian, Boston Tech. and LaSalle Academy, 1 each.

COMPTON T.C. SWEEPS WOMEN'S AND GIRLS' TEAM TITLES

Surprises were the rule as the Compton Track Club in its first year of competition for national laurels walked off with the team titles in both the Women's and Girls' Division in the National A.A.U. championships at Hanford, Calif.

Sponsored by the Hanford Junior Chamber of Commerce, and with Herb Stockman serving as meet director, the two meets produced thrills galore as seven new individual champions and two new relay teams gained gold medal in the thirteen-event women's program.

New American records were established by a pair of defending champions on their way to repeat triumphs — Rosie Bonds with a 10.8 clocking in the 80-meter hurdles and Sandra Knott's 2:10.4 for 800 meters. In addition, the Oakland Oakettes 800-meter medley relay team eclipsed the former mark in that event with a brilliant 1:45.5 performance.

Compton captured the team title with 40 points on the strength of the veteran Earlene Brown regaining her shot put laurels and earning the silver medal in the discus throw; Shirley Wilson scoring third in the 200 meters; the 400-meter relay team coming home first, and the 800-meter medley four-some winding up third. Los Angeles Mercuresses would have won team laurels were it not for a disqualification in the medley relay. The L.A. team were forced to make a last-minute substitution because of illness of one of the team which qualified for the final. However, since the substitution was not reported, a disqualification was in order.

Shirley Wilson Dominates Girls' Division

In the Girls' Division Compton T.C. completely outdistanced second place Frederick T.C., 75-30. Shirley Wilson paced the victorious team with gold medals in the 220 and 440 while Charlotte Cook combined a first place in the 100 with a second place behind Shirley in the 220. The Compton T.C. "A" team won the 440-yard relay while the "B" foursome grabbed off one point for sixth.

Other point winners for Compton T.C. in the Girls' Division included Gloria Harper, 2nd in the 880 and 3rd in the 440; Floria Agee, 3rd in the long jump, and Beverly Meadows, 3rd in the 75-yard sprint.

In addition to the new recordholders, the Misses Bonds and Knott, Eleanor Montgomery won her second straight high jump crown while pretty blond Sally Griffith retained her title in the 200-meter low hurdles which event was not part of the official scoring again. This hurdles event will be included in the regular program in 1965.

Three Regain Individual Titles

Three 1964 champions regained laurels held previously. Willye White again ascended the throne in the long jump, Olga Connolly came back from two years in Finland to earn top honors in the discus throw while Earlene Brown, preparing for the Olympic Games, wrested the shot put title from Sharon Sheperd.

RaNaë Bair experienced the joy of winning javelin honors after a three-year campaign. Janell Smith, one of the most versatile of our young stars, settled down to the 440-yard and 440-meter runs this Spring and capped the season by running wild to win the 400-meters by an eye-lash from Una Morris of Jamaica as the defending champion, Suzanne Knott, was fifth. Miss Smith was handicapped by assorted injuries during almost the entire 1963 season.

The one-two punch of Tennessee State University, Wyomia Tyus and Edith McGuire wound up with titles at 100 and 200 meters. In 1963 Miss Tyus had trailed Miss McGuire at 100 yards while Edith had also won the broad jump at Dayton in the National championships. Miss McGuire was "brand new" at 200 meters. However, after her triumph at Hanford she went on to win at that distance against the Soviet Union at Los Angeles and wound up in October by ascending the victory stand at Tokyo after winning the 200 meters in the Olympic Games.

NATIONAL A.A.U. SENIOR WOMEN'S AND GIRLS' CHAMPIONS



Bottom row (left to right): Sheila Huntley, Gloria Agee, Charlotte Cook, Shirley Wilson, Beverly Meadows, Sharon Clayton.

Top row: Tom Clayton, coach, Gloria Harper, Patricia Harper, Paulette White, Clara Harris, La Tanya Jordon, Dr. J. H. Whitmore, Medical Director.

NATIONAL A.A.U. WOMEN'S
OUTDOOR TRACK AND FIELD CHAMPIONSHIPS
at Hanford, Calif. July 10-11, 1964

100 METERS

- Final - 11.5 - 1. Wyonia Tyus, Tenn. St. Univ. Club; 2. Edith McGuire, Tenn. St. Univ. Club, 11.5; 3. Rosie Bonds, Pasadena A.A., 11.5; 4. Willye White, Mayor Daley, 11.5; 5. Debbie Thompson, Frederick T.C., 11.6; 6. Marilyn White, L. A. Mercuresses, 12.1.
- 1st Semi-Final - 11.7 - 1. Rosie Bonds; 2. Marilyn White, 11.8; 3. Irene Piotrowski, 11.9; 4. Esperanza Giron, 12.5; 5. Christine Iverson, 12.5; 6. Phyllis Swann, 12.7.
- 2nd Semi-Final - 11.5 - 1. Edith McGuire; 2. Willye White, 11.5; 3. Debbie Thompson, 11.7; 4. Diana Wilson, 11.7; 5. Mona Suliman, 12.1; 6. Janice Rinehart, 12.2.
- 3rd Semi-Final - 11.6 - 1. Wyomia Tyus; 2. Janell Smith, 11.7; 3. Carmen Smith, 11.9; 4. Charlotte Cook, 12.1; 5. Kathleen Corwin, 12.3; 6. Jenda Lee Jones, 12.4.

200 METERS

- Final - 23.6 - 1. Edith McGuire, Tenn. St. Univ. Club; 2. Vivian Brown, Tenn. St. Univ. Club, 24.0; 3. Shirley Wilson, Compton T.C., 24.0; 4. Irene Piotrowski, Vancouver, B.C., 24.3; 5. Diana Wilson, L.A. Mercuresses, 24.4; 6. Norma Harris, Mayor Daley Y.F., 25.0.
- 1st Semi-Final - 24.0 - 1. Edith McGuire; 2. Irene Piotrowski, 24.6; 3. Delores Hall, 25.4; 4. Karen Dennis, 25.4; 5. Janice Rinehart, 25.6; 6. Nina Austin, 25.6.
- 2nd Semi-Final - 24.1 - 1. Diana Wilson; 2. Vivian Brown, 24.1; 3. Shirley Wilson, 24.6; 4. Mona Suliman, 25.2; 5. Norma Harris, 25.3; 6. Theon Berkley, 25.7.

400 METERS

- Final - 54.7 - 1. Janell Smith, Fredonia T.C.; 2. Una Morris, Jamaica, 54.7; 3. Patricia Clark, N.Y. PAL, 56.5; 4. Jenny Lowe, Oakettes, 56.9; 5. Suzanne Knott, Ohio T.C., 57.0; 6. Kathleen Krajewski, Garden Town T.C., 57.6.
- 1st Semi-Final - 56.3 - 1. Una Morris; 2. Jenny Lowe, 58.1; 3. Carolyn Fumbanks, 58.5; 4. Marilyn White, 59.6; 5. Carol Winston, 60.2; 6. Ruth Brand, 61.0.
- 2nd Semi-Final - 56.5 - 1. Janell Smith; 2. Patricia Clark, 58.1; 3. Kathleen Krajewski, 58.6; 4. Suzanne Knott, 58.9; 5. Susan Tomson, 59.2; 6. Linda Schram, 59.2.

800 METERS

- Final - 2:10.4 - 1. Sandra Knott, Cleveland Dept. Rec.; 2. Leah Ferris, Univ. of Hawaii, 2:12.7; 3. Carol Mastronarde, L.A. Mercuresses, 2:12.9; 4. Doris Brown Falcon T.C., 2:15.1; 5. Cynthia Hegarty, Univ. of Hawaii, 2:16.4; 6. Louise Black, New York PAL, 2:17.1.
- 1st Heat - 2:16.9 - 1. Cynthia Hegarty; 2. Sandra Knott, 2:17.0; 3. Dino Lowrey, 2:19.2; 4. Judy Shapiro, 2:19.5; 5. Jarvis Scott, 2:24.3; 6. Sharon Winters, 2:44.3.
- 2nd Heat - 2:19.2 - 1. Carol Mastronarde; 2. Louise Black, 2:20.5; 3. Carol Hughes, 2:21.6; 4. Donna Fammatre, 2:25.8; 5. Lena Williams, 2:26.8; 6. Jerry Blalock, 2:34.1.

- 3rd Heat - 2:18.0 - 1. Leah Ferris; 2. Doris Brown, 2:23.5; 3. Julia Chase, 2:24.9; 4. Dorene Smith, 2:27.1; 5. Cathy Catlin, 2:23.3; 6. Renate Seidler, 2:46.5.

80-METER HURDLES

- Final - 10.8 - 1. Rosie Bonds, Pasadena A.A.; 2. Cherrie Sherrard, Laurel T.C., 10.8; 3. Tammy Davis, Frederick T.C., 11.1; 4. Carmen Smith, Jamaica, 11.6; 5. Sally Griffith, Santa Clara T.C., 11.6; 6. LaVera Jordon, Cosmos, 11.6.
- 1st Semi-Final - 1. Rosie Bonds; 2. Tammy Davis; 3. Sally Griffith; 4. Chi Cheng; 5. Lois Johnson; 6. Denise Paschal. No times available.
- 2nd Semi-Final - 11.2 - 1. Cherrie Sherrard; 2. JoAnn Grissom, 11.5; 3. Carmen Smith, 11.6; 4. LaVera Jordon, 11.8; 5. Joyce Lawson, 12.0; 6. Myra Bair, Mayor Daley Y.F., 12.2.

200-METER HURDLES (Not an official event)

- Final - 28.2 - 1. Sally Griffith, Santa Clara T.C.; 2. Denise Paschal, Laurel T.C., 29.6; 3. Laura Voss, Ohio T.C., 30.0; 4. Janet Penn, Santa Ynez H.S., 30.4; 5. Lucille Brown, Laurel T.C., 30.7; 6. Mary Rose, Lubbock Christian College, 31.3.

400-METER RELAY (4 x 100 meters)

- Final - 47.2 - 1. Compton T.C. "A"; 2. Laurel T.C., 47.6; 3. Mayor Daley Youth Foundation "A", 47.7; 4. Oakettes "A", 48.9; 5. Long Island Mercuresses, 48.9; 6. Texas T.C., 49.2.

800-METER MEDLEY RELAY

- Final - 1:45.5 - 1. Oakettes "A"; 2. Mayor Daley Youth Foundation, 1:46.3; 3. Compton T.C. "B", 1:47.1; 4. San Mateo Girls A.A., 1:48.7; 5. Mayor Daley Y.F. "B", 1:49.0; 6. New York PAL, no time.

FIELD EVENTS

- High Jump - 5-8 - 1. Eleanor Montgomery, Cleveland Dept. Rec.; 2. Terrezene Brown, L.A. Mercuresses, 5-6; 3. Pat Winslow, San Mateo Girls AA, 5-6; 4. Marilyn Saling, Falcon T.C. and Estelle Baskerville, Ohio T.C., 5-4; 6. Sarah Cantrell, Tenn. St. Univ. Club, 5-4.
- Long Jump - 21-7 - 1. Willye White, Mayor Daley Youth Foundation; 2. Martha Watson, Long Beach Comets, 19-7; 3. Pat Winslow, San Mateo Girls AA, 19-5 1/4; 4. Sonia Guss, Long Beach Comets, 19-1; 5. JoAnn Grissom, Tenn. St. Univ. Club, 18-9 1/4; 6. Barbara Brown, New York PAL, 18-6 1/4.
- 4-Kilo Shot Put - 46-11 - 1. Earlene Brown, Compton T.C.; 2. Cynthia Wyatt, Univ. of Hawaii, 44-7 1/2; 3. Lynn Graham, So. Pacific AAU, Pasadena, 43-4 1/2; 4. Mary Peppler, L.A. Mercuresses, 41-7 3/4; 5. Pat Winslow, San Mateo Girls AA, 41-7 1/4; 6. Maurine Blanck, Laurel T.C., 41-2 3/4.
- Discus Throw - 158-4 - 1. Olga Connolly, L.A. Mercuresses; 2. Earlene Brown, Competon T.C., 156-8; 3. Sharon Sheperd, Ohio AAU, Pataskala, Ohio, 143-3; 4. Nancy Norberg, Pacific AAU, Palo Alto, 141-8; 5. Carol Moseke, Roberts Diary, 139-7 1/2; 6. Maurine Blanck, Laurel T.C. 136-3.
- Javelin Throw - 173-4 1/2 - 1. RaNae Bair, San Diego T&F Assn.; 2. Frances Davenport, U.S. Army & San Mateo Girls AA, 156-4; 3. Lurline Hamilton, Louisiana T.C., 154-10 1/2; 4. Virginia Husted, Falcon T.C., 154-4; 5. Linda Haverlation, So. Pacific AAU, Sherman Oaks, Calif., 153-6; 6. Sally Sutton, Los Pocos Diablos, 140-11 1/2.

Team Scoring: Compton T.C. 40, Tenn. State Univ. Club 39, L.A. Mercurettes and Mayor Daley 31, San Mateo Girls A.A. 26, Cleveland Dept. Rec. 20, Univ. of Hawaii, Laurel T.C. and Oakettes 18, Pasadena A.A. 16, Long Beach Comets 12, Falcon T.C. 11, San Diego T&F Assn. 10. Eleven other teams scored one or more points.

NATIONAL A.A.U. GIRLS
OUTDOOR TRACK AND FIELD CHAMPIONSHIPS

at Hanford, Calif.

July 9-10, 1964


- 50-Yards - 6.0 - 1. Linda Bradshaw, Oakettes A.C.; 2. Debbie Thompson, Frederick T.C., 6.0; 3. Mattelene Render, Tenn. St. Univ. Club, 6.0; 4. Martha Watson, Long Beach Comets, 6.2; 5. Jenda Jones, Arizona O.C., 6.2; 6. Lillie Leatherwood, Hughes Zephyrs, 6.3.
- 75-Yards - 8.4 - 1. Linda Bradshaw, Oakettes A.C.; 2. Debbie Thompson, Frederick T.C., 8.4; 3. Beverly Meadows, Compton T.C., 8.4; 4. Martha Watson, Long Beach Comets, 8.6; 5. Esperanza Giron, Mexico, 8.6; 6. Leonova Turnbow, Oakettes A.C., 8.7.
- 100-Yards - 11.0 - 1. Charlotte Cook, Compton T.C.; 2. Mattelene Render, Tenn. State Univ. Club, 11.0; 3. Jenda Jones, Arizona O.C., 11.1; 4. Kathleen Corwin, Long Island Mercur., 11.2; 5. Becki Grundon, Louisiana T.C., 11.3; 6. Esperanza Giron, Mexico, 11.5.
- 220-Yards - 24.5 - 1. Shirley Wilson, Compton T.C.; 2. Charlotte Cook, Compton T.C., 25.0; 3. Karen Dennis, Detroit T.C., 25.3; 4. Norma Harris, Mayor Daley Y.F., 25.5; 5. Esperanza Giron, Mexico, 25.5; 6. Alfreda Rush, Hughes Zephyrs, 25.9.
- 440-Yards - 58.5 - 1. Shirley Wilson, Compton T.C.; 2. Patricia Elmore, Will's Spikettes, 59.0; 3. Gloria Harper, Compton T.C., 59.2; 4. Pam Arndt, So. Pacific AAU, Redondo Beach, Calif., 59.5; 5. Elizabeth Loney, Mayor Daley Y.F., 59.5; 6. Pat Farley, Will's Spikettes, 59.9.
- 880-Yards - 2:17.4 - 1. Francie Kraker, Ann Arbor Anns; 2. Gloria Harper, Compton T.C., 2:17.9; 3. Mary Anderson, San Mateo Girls AA, 2:18.0; 4. Suzy Byersdorfer, Will's Spikettes, 2:19.0; 5. Marie Mulder, Will's Spikettes, 2:21.0; 6. Patricia Moran, So. Pacific AAU, Covina, Calif., 2:21.9.
- 50-Yard Hurdles - 6.6 - 1. Tammy Davis, Frederick T.C.; 2. LaVera Jordon, Cosmos Club, 6.8; 3. Denise Paschal, Laurel T.C., 7.1; 4. Sarah Cantrell, Tenn. St. Univ. Club, 7.1; 5. Carvelynn Leonard, Texas T.C., 7.2; 6. Susan Mack, San Mateo Girls A.A., 7.2.
- 440-Yard Relay - 47.7 - 1. Compton T.C. "A"; 2. Oakettes A.C. "A", 48.5; 3. Mayor Daley Y.F., 49.5; 4. Frederick T.C., 49.7; 5. Ohio T.C., 49.8; 6. Compton T.C. "B", 49.9.
- High Jump - 5-7 - 1. Terrezene Brown, L.A. Mercurettes; 2. Eleanor Montgomery, Cleveland Dept. Rec., 5-7; 3. Estelle Baskerville, Ohio T.C., 5-6; 4. Susan Walker, Castleberry (Texas) H.S., 5-2; 4. Denise Paschal, Laurel T.C., 5-2; 6. Diane Yancy, Texas T.C., 5-0.
- Long Jump - 18-6 1/4 - 1. Beatrice Blair, L.A. Mercurettes; 2. Franzetta Parham, Isleton A.A., 17-10 3/4; 3. Gloria Agee, Compton T.C., 17-9 1/2; 4. Denise Paschal, Laurel T.C., 17-5 3/4; 5. Janet Svendsen, San Mateo Girls A.A., 17-1; 6. Linda Ramsey, Gilbert T.C., 16-11 1/2.
- 8-lb. Shot Put - 45-6 3/4 - 1. Lynn Graham, So. Pacific AAU, Pasadena; 2. Gretchen Wallin, So. Pacific AAU, Concord, 42-4 3/4; 3. Joan Heater, Oregon AAU, Corvallis, 41-7; 4. Babs Brandin, So. Pacific AAU, Pasadena; 5. Janis Nay, San Mateo Girls AA, 39-11 3/4; 6. Ann Kaufman, Iowa T.C., 38-5 1/2.

Discus Throw - 142-3 1/2 - 1. Nancy Norberg, Pacific AAU, Palo Alto; 2. Lynn Graham, So. Pacific AAU, Pasadena, 128-1 1/2; 3. Elinor Slack, San Mateo Girls AA, 112-5; 4. Toni Riddle, San Diego T&F Assn., 109-4; 5. Janis Nay, San Mateo Girls AA, 108-6; 6. Carol Diz, Pasadena AA, 98-6.

Javelin Throw - 151-7 1/2 - 1. Lurline Hamilton, Louisiana T.C.; 2. Linda Haverlation, So. Pacific AAU, Sherman Oaks, 146-9 1/4; 3. Louise Gerrish, Ann Arbor Anns, 144-8 1/2; 4. Babs Brandin, So. Pacific AAU, Pasadena, 136-11; 5. Jan Kendrick, Covina Spikers, 133-7 3/4; 6. Joyce Hombel, Tacoma T.C., 129-11 3/4.

Team Scoring: Compton T.C. 75, Frederick T.C. 30, Oakettes A.C. 29, Los Angeles Mercurettes 20, San Mateo Girls A.A. 19, Tenn. St. Univ. Club 18, Ann Arbor Anns 16, Will's Spikettes 15, Louisiana T.C. and Laurel T.C. 12 each. Eighteen other teams scored one or more points.

1964 OLYMPIC AND NATIONAL CHAMPIONS




(Left) WYOMIA TYUS, Tennessee State freshman, startled the world, after winning the National 100-meter title, with a triumph in the Olympic Games. (Right) EDITH MCGUIRE, Tennessee State junior, moved up to the 200 meters for the first time and proved herself by winning both the National Championship and Olympic Gold medal.

A TRIO OF NATIONAL TRACK CHAMPIONS



(Left) JANELL SMITH, Fredonia H.S. versatile athlete, made her debut in the 400 meters for the first time and wound up with a National Title and American record. (Center) SANDRA KNOTT, Cleveland Recreation Department veteran, regained the 800-meter diadem. (Right) ROSIE BONDS, Pasadena A.A., retained her laurels in the low hurdles.

1964 NATIONAL CHAMPIONS ON PARADE



Above—(Left) ELEANOR MONTGOMERY, Cleveland Recreation Department, retained her high jump championship; (Center) PAT WINSLOW, again won the National Pentathlon title and set a new American record for the event at Tokyo; (Right) EARLENE BROWN came out of retirement to regain the shotput diadem.

Below—(Left) MRS. OLGA CONNOLLY, Los Angeles Mercurettes, returned from abroad to regain the discus throw title; (Center) WILLYE WHITE, Mayor Daley Y.F., continued to dominate the long jumpers; (Right) RAENAE BAIR, San Diego T&F Assn., won the javelin throw for the first time.



NATIONAL A.A.U. WOMEN'S PENTATHLON CHAMPIONSHIP
at Burlingame, Calif. July 14-15, 1964

	80-M. HURDLES		4-KG. SHOT PUT		HIGH JUMP		RUNNING LONG JUMP		200-M. DASH		TOTAL Points
	Time	Pts.	Dist.	Pts.	Dist.	Pts.	Dist.	Pts.	Time	Pts.	
1. Pat Winslow San Mateo Co. Girls A.A.	11.9	904	4'1 1/4"	895	5'3 1/4"	945	19'0"	941	24.7	959	4644
2. Sally Griffith Santa Clara Valley T.T.	11.5	963	35'7"	774	4'11 1/4"	836	17'1 1/2"	803	25.6	878	4254
3. Cherrie Sherrard Laurel T.C., San Francisco, Cal.	11.2	1011	35'10"	780	4'9"	768	17'6"	833	25.9	851	4243
4. Chi Cheng Rep. of China (L.A. Mercuresses)	11.5	963	30'2"	652	4'6"	685	19'3 1/2"	961	25.7	869	4130
5. Denise Paschal Laurel T.C., San Francisco, Cal.	11.6	948	28'7 1/4"	615	5'0"	858	17'3"	813	26.4	811	4045
6. Betty Jane Costanza Long Island, N.Y. Mercuresses	12.9	771	30'5 1/4"	658	4'11 1/4"	836	17'6 3/4"	837	26.4	811	3913
7. Lucille Brown Laurel T.C., San Francisco, Cal.	11.9	904	31'1 1/2"	674	4'6"	685	16'4"	744	26.9	771	3778
8. Gerie Derrington Santa Ynez, Cal. H.S.	12.2	862	27'9 1/2"	595	4'6"	685	16'3 1/2"	742	26.5	803	3687
9. Susan Mack San Mateo, Cal. Girls A.A.	12.0	890	28'1 3/4"	603	4'5"	648	16'2"	732	27.4	732	3605
10. Janet Svendsen San Mateo, Cal. Girls A.A.	13.3	723	28'7 1/2"	615	4'9"	768	16'1 3/4"	732	27.9	695	3533
11. Janet Penn Santa Ynez, Cal. H.S.	12.3	848	24'3"	505	4' 3 3/4"	610	15'1 1/4"	651	27.1	755	3369
12. Judi Evert Santa Ynez, Cal. H.S.	13.0	759	26'10 1/4"	571	4'3 3/4"	610	16'4"	744	28.2	674	3358
13. Cherie Simmons San Mateo, Cal. Girls A.A.	21.5	138	23'1 3/4"	475	4'6"	685	15'4"	669	27.9	695	2662
14. Mary Kane Castleberry H.S., Ft. Worth, Tex.	23.1	74	18'2 1/4"	333	4'2"	558	-	-	-	-	965
15. Barbara Brown, Police A Police A.L., New York, N.Y.	12.2	862	-	-	-	-	-	-	-	-	862
16. Susan Walker Castleberry H.S., Ft. Worth, Tex.	12.4	835	-	-	-	-	-	-	-	-	835
17. Linda Gibbs Castleberry H.S., Ft. Worth, Tex.	17.1	384	18'10 1/2"	354	-	-	-	-	-	-	738

Points of interest:

- Pat Winslow, San Mateo, Cal. established a new American and Championship meet record of 4,644 points. Previous records - a) American - Pat Daniels 4261 Cleveland, Ohio, July 12-13, 1963 (pending - Pat Daniels Winslow 4603 Oakland, Cal., April, 1964); b) Meet Championship - Pat Daniels 4261 Cleveland, Ohio, July 12-13, 1963.
- Meet Championship individual event performances were bettered in the following:

	New Mark	Old Mark
a) 80 m. Hurdles	11.2 Cherrie Sherrard	11.5 Irene Robertson, Emporia, Kan. 8/6/60
b) Running Long Jump	588 cm (19' 3 1/2") Chi Cheng	571 cm (18'9") Pat Daniels, Emporia, Kan. 8/6/60
c) 200 m. Dash	24.7 Pat Winslow	25.1 Barbara Mueller, Pasadena, Cal. 10/27/56


A. A. U. DISTRICT ASSOCIATION WOMEN'S TRACK AND FIELD CHAMPIONSHIPS

	Cent. Calif.	Maine	Metropolitan	Michigan	Mid. Atlantic	Mo. Valley	Montana	New Engl.
50 Yds.	Robinson 6.3						Sheriff 6.4	
75 Yds.	Robinson 9.1							
100 Yds.	Robinson 11.6	Lewis 12.2	Reynolds 12.4(100M)	Dennis 11.3	Souden 11.5	Smith 11.0	Sheriff 12.1	Hamlett 11.8
220 Yds.	Marzett 28.3	Allen 29.5	Peterson 26.4(200M)	Dennis 25.5	Souden 26.8	Patterson 27.3	Sheriff 27.5	Smith 27.7
440 Yds.	Luxsemburg 64.2		Peterson 61.9(400M)		Smith 62.8	Smith 54.8	Wirtz 65.3	Penrose 71.5
880 Yds.	Powell 2:34.7		Black 2:20.3(800M)	Crocker 2:26.3	Headen 2:42.9	Johnson 2:47.6	Sturm 2:53.3	Berman 2:46.5
80 Meter H.	Dunn (50Y.) 7.1		Johnson 12.0	Saunders 13.1	Smith 13.1	Smith 11.8	Wirtz 13.0	
Shot Put	Dunn 34' 9-3/4"	Lancaster 35'9"	Scott 32'10-3/4"	Jones 37'6"	Washington 34'4"	Wilkerson 33'-1-1/2"	Kore 32'2"	Drew 36'8"
Long Jump	Calloway 16'7"	Lewis 16'6-1/4"	Lange 17'2-1/2"	Lattier 16'3"	Holmes 18'2"	Pratt 16'5"	Becker 15'9"	MacBride 16'4"
Discus Throw	McCuiestion 108'6-1/4"	Webster 69'6"	Kaufman 91'9-1/2"	Slagor 92'4"	Washington 99'4"		Beete 98'10-1/2"	Drew 100'
High Jump	Vieira 4'9"	Lewis 4'4"	Clark 5'11-1/2"	Gerrish 4'6"	Robinson 5'1-1/2"	Kilpatrick 4'8"	Richter 4'8"	Edwards 4'11"
Javelin	McCuiestion 98'-1/2"		Kaufman 99'10-1/2"	Gerrish 136'5"	Dawson 113'10-1/2"	Crith 93'7-1/2"	Franklin 109'11"	McGrath 114'5"
Mile					Hay 5:51.5			

NATIONAL A.A.U. JUNIOR WOMEN'S TRACK AND FIELD CHAMPIONSHIPS
at Kalispell, Mont. June 12-13, 1964

- 100 Meters—12.2—1. Jenda Lee Jones, Phoenix O.C.; 2. Lucille Brown, Laurel T.C.; 3. Cassandra Brown, Laurel T.C.; 4. Virginia Tonniges, Roberts Dairy Roadrunners; 5. Sandra Hays, Roberts Dairy; Kay Riedel, Kalispell T.C.
- 200 Meters—25.3—1. Miss Jones; 2. Dino Lowrey, Will's Spikettes; 3. Liz Ross, Will's Spikettes; 4. Janet Gunderson, Roberts Dairy; 5. Angela Blanco, Billings T.C.; 6. Mary Pat Murphy, Kalispell T.C.
- 400 Meters—57.2—1. Miss Lowrey; 2. Miss Hays; 3. Florence Rose, Spokane A.C.; 4. Gayle Stiener, Columbus T.C.; 5. Miss Ross; 6. Carole Hughes, Will's Spikettes.
- 800 Meters—2:21.8—1. Marie Mulder, Will's Spikettes; 2. Miss Hughes; 3. Jeraldine Blalock, Will's Spikettes; 4. Miss Steiner; 5. Patti Webster, Roberts Dairy; 6. Beverly Calicoat, Spokane A.C.
- 80-Meter Hurdles—12.0—1. Lucille Brown, Laurel T.C.; 2. Denise Paschal, Laurel T.C.; 3. Geraldine Wirtz, Kalispell T.C.; 4. Mary Ellen Isaacs, Roberts Dairy; 5. Carole Wolfe, Roberts Dairy; 6. Linda Cronk, Kalispell T.C.
- Discus Throw—150-2 1/2—1. Carol Moseke, Roberts Dairy; 2. Ann Johnson, Kalispell T.C.; 3. Miss Webster; 4. Jean Voller, Billings; 5. Stephanie Kore, Butte Rec. Dept.; 6. Joy Pletan, Butte Rec. Dept.
- Javelin Throw—137-1 1/2—1. Louise Gerish, unatt.; 2. Joyce Hombel, Tacoma T.C.; 3. Miss Moseke; 4. Miss Hughes; 5. Nancy Putnam, Kalispell T.C.; 6. Ann Johnson, Kalispell T.C.
- Long Jump—17-7 1/4—1. Miss Paschal; 2. Lynn Grape, Columbus T.C.; 3. Deborah Alston, Roberts Dairy; 4. Kathy Kembel, Kalispell T.C.; 5. Denise Carlson, Billings T.C.; 6. Dinna Lytjen, Lassen T.C.
- Shot Put—41- 3/4—1. Miss Moseke; 2. Miss Hombel; 3. Alice Dawes, Billings T.C.; 4. Terry Douglas, Billings T.C.; 5. Ann Johnson, Kalispell T.C.; 6. Bette McClintock, Kalispell T.C.
- High Jump—5- 1/4—1. Connie Peterson, Kalispell T.C.; 2. Miss Grape; 3. Deborah Alston, Roberts Dairy; 4. Carol Wolfe, Roberts Dairy; 5. Sharon Thrailkill, Prickly Pear T.C.; 6. (tie) Joni Johansen, Terry T.C. and Diana Miller, Will's Spikettes.
- 400-Meter Relay—49.8—1. Laurel T.C. (Geraldine Harrison, Cassandra Brooks, Lucille Brown, Denise Paschal); 2. Roberts Dairy Roadrunners; 3. Kalispell T.C. "A"; 4. Kalispell T.C. "B"; 5. Billings T.C. "A"; 6. Terry T.C.
- 800-Meter Medley Relay—1:52.6—1. Will's Spikettes (Deanne Miller, Liz Ross; Marie Mulder; Dino Lowrey); 2. Kalispell T.C. "A"; 3. Roberts Dairy Roadrunners "A"; 4. Roberts Dairy Roadrunners "B"; 5. Billings T.C.; 6. Kalispell T.C. "B".
- 200-Meter Shuttle Hurdle Relay—33.3—1. Kalispell T.C. "A" (Connie Peterson, Linda Cronk, Kathy Fisher, Geraldine Wirtz); 2. Roberts Dairy Roadrunners; 3. Kalispell T.C. "B"; 4. Billings T.C.
- Team Score—1. Roberts Dairy Roadrunners, 100; 2. Kalispell T.C., 72; 3. Will's Spikettes, 65 1/2; 4. Laurel T.C., 52; 5. Columbus T.C., 24; 6. Billings T.C., 22; 7. Phoenix T.C., 20; 8. Tacoma T.C., 16; 9. Spokane A.C., 7; 10. Butte Rec. Dept., 3; 11. Prickly Pear T.C., 2; 12. Terry T.C., 1 1/2; 13. Lassen T.C., 1.

WOMEN'S NATIONAL A.A.U. JUNIOR CHAMPIONSHIPS



(Above Left) 800-Meter Run: Gayle Steiner, 4th; Carole Hughes, 2nd; MARIE MULDER, champion; Geraldine Blalock, 3rd; Patti Webster, 5th; Beverly Calicoat, 6th. (Right) 200-Meter Dash: Janet Gunderson, 4th; Dino Lowrey, 2nd; JENDA JONES, champion; Liz Ross, 3rd; Angela Blanco, 5th; and Mary Pat Murphy, sixth.

(Below Left) 400-Meter Run: Gayle Steiner, 4th; Sandra Hayes, 2nd; DINO LOWREY, Champion; Florence Rowe, 3rd; Liz Ross, 5th and Carole Hughes, 6th. (Right) 800-Meter Medley Relay Champion; Will's Spikettes—Marie Mulder, Deanna Miller, Dino Lowrey, Liz Ross.



NATIONAL A.A.U. WOMEN'S INDOOR TRACK AND FIELD CHAMPIONSHIPS at Akron, Ohio April 11-12, 1964

- 50-Yard Dash — 5.8 — 1. Debbie Thompson, Frederick, Md.; 2. Willye White, Mayor Daley Youth Foundation; 3. Jennifer Wingerson, Canada; 4. Gloria Woods, Cleveland Dept. Rec.
- 100-Yard Dash — 11.8 — 1. Miss White; 2. Miss Thompson; 3. Linda Reynolds, Brooklyn Atoms; 4. Nina Austin, Cleveland Dept. Rec.
- 220-Yard Dash — 26.0 — 1. Valerie Carter, New York PAL; 2. Karen Dennis, Detroit T.C.; 3. Miss Reynolds; 4. Norma Harris, Mayor Daley.
- 440-Yard Run — 60.0 — 1. Miss Carter; 2. Jacqueline Peterson, New York PAL; 3. Mary Rose, Lubbock Christian Coll. A.A.; 4. Carol Bush, Mayor Daley.
- 880-Yard Run — 2:19.7 — 1. Sandra Knott, Cleveland Dept. Rec.; 2. Francie Kraker, Ann Arbor; 3. Ann Kolodzik, Ohio T.C.; 4. Grace Butcher, Cleveland Magyars.
- 50-Yard Hurdles — 6.7 — 1. Jennifer Wingerson, Toronto; 2. Mary Rose, Lubbock Christian Coll. A.A.; 3. Judith Rawcliffe, Montclair, N.J.; 4. Myra Blair, Mayor Daley; 5. Carolyn Coleman, Latrobe, Md.
- 440-Yard Relay — 51.2 — 1. Detroit T.C. (C. Coleman, L. White, C. Bussie, K. Denis); 2. Chicago Zephyrs; 3. Ohio T.C.; 4. Mayor Daley Y.F.
- 880-Yard Medley Relay — 1:54.7 — 1. Mayor Daley "A" (C. Bush, W. White, E. Pollards, N. Harris); 2. Ohio T.C.; 3. Cleveland Rec. Dept.; 4. Mayor Daley "B".
- 4-Kilo Shot Put — 44-9 — 1. Sharon Sheperd, Ohio T.C.; 2. Joan Whitehead, Montclair, N.J.; 3. Carol Moseke, Lincoln, Neb.; 4. Nancy Tuthill, Grants, N.M.; 5. Linda DeLong, Ohio T.C.
- High Jump — 5-5 — 1. Eleanor Montgomery, Cleveland Rec. Dept.; 2. Estelle Baskerville, Ohio T.C.; 3. Linda DeLong, Ohio T.C.; 4. Eddie Robinson, Mayor Daley; 5. Elizabeth Loney, Mayor Daley.
- Standing Broad Jump — 8-10 1/2 — 1. Beverly Beckwith, Latrobe, Md.; 2. Eleanor Montgomery, Cleveland Dept. Rec.; 3. Beth McBride, Liberty A.C.; 4. Janell Smith, Fredonia, Kan.; 5. Carolyn Sanders, Cleveland Dept. Rec.
- Basketball Throw — 101-0 — 1. Shirley McCondichie, Mayor Daley; 2. Jean Sweeney, Ohio T.C.; 3. Carol Moseke, Lincoln, Neb.; 4. Sharon Sheperd, Ohio T.C.; 5. Linda DeLong, Ohio T.C.

McGUIRE AND T. PRESS STANDOUTS IN USA - USSR MEET

Edith McGuire, a junior from Tennessee State University, and Tamara Press, the Soviet Union's world recordholder in the shot put and discus throw were the standout performers in the sixth international dual meet between the two nations. The United States forces turned in a commendable performance while losing 59-48.

Miss McGuire swept both sprints and anchored the Americans to victory in 4x100 meter relay. In the shot put, Miss Press broke her own meet record by 20 inches on the second day of the meet after capturing the discus throw on the opening day.

The long jump was the top event on the program as Shchelkanova had to come from behind to defeat America's Willye White who had taken the lead on the fifth jump with a leap of 21-6. On the final jump Miss White had her all-time best 21-7¾ which was wind aided.

Eleanor Montgomery and Terrezene Brown finished one-two in the high jump which was the first time that the United States had accomplished this feat. Miss Taisia Chenchik cleared 5-4¼ as did Miss Brown but was relegated to third place. Taisia, captain of the USSR team for the fifth time, had captured all six previous high jump duels in the series.

U.S.S.R. (58) vs. UNITED STATES (48) at Los Angeles Coliseum - July 25-26, 1964

TRACK EVENTS

- 100 Meters - 11.5 - 1. Edith McGuire (USA); 2. Wyonia Tyus (USA), 11.6;
3. Galina Popova (USSR), 12.0; 4. Maria Itkina (USSR), 12.1.
- 200 Meters - 23.3 - 1. Edith McGuire (USA); 2. Vivian Brown (USA), 24.0;
3. Ludmila Samotesova (USSR), 24.5; 4. Galina Popova (USSR), 24.5.
- 800 Meters - 2:07.5 - 1. Ludmila Gurevich (USSR); 2. Tamara Babintseva (USSR), 2:07.7; 3. Leah Ferris (USA), 2:08.8; 4. Sandra Knott (USA), 2:10.1.
- 80-Meter Hurdles - 10.8 - 1. Irina Press (USSR); 2. Nilia Kulkova (USSR), 11.0; 3. Cherrie Sherrard (USA), 11.1; 4. Rosie Bonds (USA), 11.1.
- 400-Meter (4x100) Relay - 44.4 - 1. United States (White, Bonds, Tyus, McGuire); 2. USSR (Itkina, Lace, Samotesova, Popova), 45.0.

FIELD EVENTS

- Long Jump - 21-10¼ - 1. Tatana Shchelkanova (USSR); 2. Willye White (USA), 21-7¾; 3. Tatana Talisheva (USSR), 20-6; 4. Martha Watson (USA), 19-7¾.
- High Jump - 5-7¼ - 1. Eleanor Montgomery (USA); 2. Terrezene Brown (USA), 5-5¼; 3. Taisia Chenchik (USSR), 5-5¼; 4. Galina Kostenko (USSR), 5-5¼.
- Shot Put - 59-4¾ - 1. Tamara Press (USSR); 2. Galina Zybina (USSR), 56-5½; 3. Earlene Brown (USA), 47-6¾; 4. Lynn Graham (USA), 45-7¼.
- Discus Throw - 183-1 - 1. Tamara Press (USSR); 2. Yevgenia Kuznetsova (USSR), 179-7½; 3. Olga Connolly (USA), 169-11½; 4. Earlene Brown (USA), 150-2½.
- Javelin Throw - 180-8½ - 1. Elvira Ozolina (USSR); 2. Yelena Gorchakova (USSR), 176-½; 3. RaNae Bair (USA), 171-8; 4. Lurline Hamilton (USA), 155-1.

MEET THE 1964 NATIONAL A.A.U. TRACK AND FIELD TEAM



(Left to right) Dr. Maria Sexton, manager; Captain Vivian Brown; Lynn Graham, Sally Griffith, Cherrie Sherrard, Leah Ferris, Olga Connolly, Sandra Knott, Terrezene Brown, Diana Wilson, Frances Davenport, Willye B. White.

WOMEN'S AND GIRLS' TRACK AND FIELD TOP PERFORMANCES IN 1964

(Compiled by WILLIAM PECK,
Statistician, A.A.U. Women's Track and Field Committee)

WOMEN'S DIVISION

TRACK EVENTS

- 100 Yards**—10.5 Edith McGuire, May 2; 10.6 Marilyn White, June 13; 10.7 Debbie Thompson and Wyomia Tyus, May 2; 10.8 Diana Wilson, April 18 and Janell Smith, June 20; 10.9 Linda Bradshaw, April 11; Shirley Wilson, May 15, and Rosie Bonds, Aug. 15.
- 100 Meters**—11.2 Wyomia Tyus, Oct. 15; 11.4 Edith McGuire, Oct. 15; 11.5 Rosie Bonds and Willye White, July 11 and Marilyn White, Oct. 15; 11.6 Debbie Thompson, July 11; 11.7 Diana Wilson and Janell Smith, July 11; 12.0 Shirley Wilson, March 21 and Cherrie Sherrard, June 27.
- 220 Yards**—23.4 Edith McGuire, Aug. 13; 24.1 Janell Smith, June 20 and Vivian Brown, Aug. 13; 24.4 Debbie Thompson, June 27; 24.5 Diana Wilson, June 20; 24.6 Shirley Wilson, April 18; 25.1 Pat Winslow, Aug. 13; 25.3 Delores Hall and Martha Watson, June 20; 25.5 Linda Bradshaw, May 17 and Karen Dennis, July 18 and Connie Servo, Aug. 8.
- 200 Meters**—23.0 Edith McGuire, Oct. 19; 24.0 Vivian Brown and Shirley Wilson, July 11; 24.1 Diana Wilson, July 11 and Marilyn White, Sept. 19; 24.6 Pat Winslow, Oct. 17; 24.9 Cherrie Sherrard, June 27; 25.0 Charlotte Cook, June 5 and Norma Harris, July 11; 25.1 Willye White and Theon Berkley, June 27 and Delores Hall, July 11.
- 440 Yards**—54.8 Janell Smith, May 23; 56.0 Pat Winslow, April 25; 57.0 Jenny Lowe, May 20 and Marilyn White, June 7; 57.2 Dino Lowrey, June 13; 57.6 Carol Mastronarde, May 30; 58.1 Patty DeRock, June 20; 58.2 Suzanne Knott, May 30; 58.3 Debbie Thompson, June 20; 58.6 Gloria Harper, June 27.
- 400 Meters**—54.5 Janell Smith, Oct. 18; 56.2 Pat Clark, Aug. 8 and Marilyn White, Oct. 25; 56.9 Jenny Lowe, June 6; 57.0 Suzanne Knott, July 11 and Valerie Carter, Aug. 7; 57.2 Carolyn Fumbanks, Aug. 7; 57.6 Kathleen Krajewski, July 11; 58.1 Paula Gibson, July 10; 58.3 Dino Lowrey, Aug. 7.
- 880 Yards**—2:12.8 Carol Mastronarde, June 7; 2:15.7 Dino Lowrey, June 20; 2:16.8 Sandra Knott, May 30; 2:19.2 Lynn Anderson, June 20; 2:19.6 Susan Pfeiger, Feb. 29; 2:20.7 Julia Chase, June 7; 2:21.0 Carol Hughes, April 11; 2:21.9 Doris Brown, April 12; 2:22.7 Susy Byersdorfer, April 11; 2:22.7 Gloria Harper, June 27.
- 800 Meters**—2:08.8 Leah Ferris, July 26; 2:10.2 Sandra Knott, July 26; 2:12.9 Carol Mastronarde, July 11; 2:13.1 Doris Brown, July 11; 2:16.4 Cynthia Hegarty, July 11; 2:17.1 Louise Black, July 11; 2:18.8 Dino Lowrey, July 11; 2:18.9 Gloria Harper, Aug. 7; 2:19.1 Carol Hughes, July 11; 2:19.3 Janell Smith, Oct. 25 and Pat Clark, June 14.

- 80 Meter Hurdles**—10.8 Rosie Bonds and Cherrie Sherrard, July 11; 10.9 Lacey O'Neal, Oct. 19; 11.1 Tammy Davis, July 11; 11.4 LaVera Jordon, June 20; 11.5 Denise Paschal, May 23 and Sally Griffith and JoAnn Grissom, July 11; 11.6 Willye White, May 30; 11.8 Janell Smith, May 23, Estelle Baskerville, May 30, Lucille Brown, June 20 and Barbara Brown, July 11.
- 220-Yard Hurdles**—29.2 Sally Griffith, May 2; 20.1 LaVera Jordon, June 20; 31.2 Lucille Brown, May 2 and Mary Huston, June 20; 31.4 Denise Paschal, May 2; 31.8 Lynette Jordon, June 20.
- 200-Meter Hurdles**—28.2 Sally Griffith, July 11; 29.6 Denis Paschal, July 11; 29.9 Laura Voss, July 11; 30.4 Janet Penn, July 11; 30.6 Mary Rose, July 11; 30.8 Lucille Brown, April 25.

FIELD EVENTS

- High Jump**—5—8 Eleanor Montgomery, May 30; 5—6 Estelle Baskerville, May 30 and Terrezene Brown and Pat Winslow, July 11; 5—5 Marilyn Saling, April 12; 5—4 Sarah Cantrell, July 11; 5—3½ Denise Paschal, June 11; 5—3 Betty Jane Costanza, May 10.
- Long Jump**—21—6 Willye White, July 26; 19—11¼ JoAnn Grissom, Aug. 8; 19—10½ Martha Watson, Aug. 8; 19—5½ Pat Winslow, July 11; 19—1¾ Edith McGuire, May 2; 19—¾ Beth McBride, Aug. 8; 19—9¼ Sonia Guss, July 11.
- 4-Kilo Shot Put**—50—7½ Earlene Brown, Oct. 20; 2. 46—6¼ Lynn Graham, Sept. 19; 45—½ Carol Moseke, May 9; 44—7½ Cynthia Wyatt, July 11; 44—3½ Pat Winslow, June 27; 43—10½ Mary Jo Peppler, June 7; 42—9; Maurine Blanck, June 6; 41—11½ Sylvia Hanson, May 16.
- Discus Throw**—184—6½ Olga Connolly, Sept. 26; 156—8 Earlene Brown, July 11; 150—2½ Carol Moseke, June 12; 147—7¼ Nancy Norberg, May 27; 147—1 Sharon Sheperd, Aug. 8; 145—2½ Maurine Blanck, Feb. 1; 142—9½ Cynthia Wyatt, Aug. 8; 140—4½ Lynn Graham, June 27.
- Pentathlon**—4724 Pat Winslow, Tokyo, Oct. 16—17; 4254 Sally Griffith, July 14—15; 4243 Cherrie Sherrard, July 14—15; 4120 Denise Paschal, Aug. 7—8; 3923 Betty Jane Costanza, July 14—15.

GIRLS' DIVISION

TRACK EVENTS

- 50 Yards**—5.8 Linda Bradshaw, July 9; 5.9 Debbie Thompson and Mattelene Render, July 9; 6.0 Martha Watson, April 4 and Barbara Ferrell, May 2 and Beverly Meadows, May 30.
- 75 Yards**—8.1 Debbie Thompson, July 9; 8.2 Linda Bradshaw, April 25; 8.5 Jenda Jones, April 25 and Martha Watson and Cassandra Brooks, July 9.
- 100 Yards**—10.8 Linda Bradshaw and Charlotte Cook, June 20; 10.9 Jenda Jones, April 25 and LaVera Jordon, June 8; 11.0 Alfreda Rush, May 2 and Mattelene Render, July 9 and Kathy Corwin, July 10.
- 220 Yards**—24.5 Shirley Wilson, July 10; 25.0 Charlotte Cook, July 10; 25.2 Karen Dennis, July 10; 25.4 Norma Harris, July 10; 25.5 Linda Bradshaw, April 18.
- 440 Yards**—57.9 Charlotte Cook and Shirley Wilson, June 20; 58.2 Dino Lowrey, April 25; 58.9 Pam Arndt, April 19; 59.0 Pat Farley, July 8 and Patricia Elmore, July 10.
- 880 Yards**—2:17.4 Francie Kraker, July 10; 2:17.9 Gloria Harper, July 10; 2:18.0 Mary Anderson, July 10; 2:19.0 Susy Byersdorfer, July 10; 2:20.0 Marie Mulder, June 20.
- 50-Yard Hurdles**—6.6 Tammy Davis, July 10; 6.8 Denise Paschal, May 30 and LaVera Jordon, June 20; Susan Mack, April 25; Violet Dunn, and Estelle Baskerville, July 9.

FIELD EVENTS

- High Jump**—5-7 Eleanor Montgomery and Terrezene Brown, July 10; 5-6 Estelle Baskerville, July 10; 5-2 Alberta Martin, Susan Walker and Denise Paschal, July 10.
- Long Jump**—19-6½w Martha Watson, April 19; 18-6¼ Otha Blair, July 10; 18-5½w Sonia Guss, April 19; 18-3½ Pat Wilson, June 20; 18-½w
- Long Jump**—19-6½w Martha Watson, April 19; 18-6¼ Otha Blair, July 10; 18-5½w Sonia Guss, April 19; 18-3½w Pat Wilson, June 20; 18-½w Gloria Agee, June 20.
- 8-lb. Shot Put**—46-10½ Lynn Graham, June 20; 43-1½ Carol Moseke, May 23; 42-4¾ Gretchen Wallin, May 30; 41-7 JoAnn Heeter, July 10; 40-10¾ Babs Brandin, July 10.
- Discus Throw**—147-9 Nancy Norberg, April 18; 143-½ Carol Moseke, May 23; 133-2 Diane Congdon, April 18; 128-1½ Lynn Graham, July 10; 127-11½ Maurine Blanck, Feb. 22.
- Javelin Throw**—153-4½ Lurline Hamilton, June 6; 153-2½ Linda Haverlation, Mar. 21; 144-8½ Louise Gerrish, July 10; 143-5½ Jan Kendrick, May 30; 140-7 Kathy Mirko, April 25.

1964

NATIONAL RECORDS
GIRLS AGE GROUP TRACK AND FIELD

AGE GROUP 12- 13 YEARS

- 50 Yard Dash**
6.2—Darrilyn Cranert, San Mateo, Calif. 1961
- 75 Yard Dash**
8.9—Beverly Wallace, Bakersfield, Calif. 1960
Leona Kelly, San Pablo, Calif. 1961
Pauline Marzett, Bakersfield, Calif. 1964
- 100 Yard Dash**
11.6—Christine Dempsey, Azusa, Calif. 1962
Pauline Marzett, Bakersfield, Calif. 1964
- High Jump**
5-1—Regina Wilson, San Mateo, Calif. 1964
- Long Jump**
17-2—Marcia McDaniels, Tacoma, Washington 1963
- 6 Lb. Shot Put**
40-1¾—Susan Williams, Covina, Calif. 1963
- Baseball Throw**
247-9—Susan Williams, Covina, Calif. 1963
- 300 Yard Shuttle Relay**
37.4—Wheeler A.C., Hawaii 1962
(J. Kelland, A. Gault, N. Post, K. Burke)
- 440 Yard Pursuit Relay**
51.4—Oakland A.C., Oakland, Calif. 1964
(Linda Deadmon, Sheila Phillips, Jackie Delaney,
Jo-Ann Slaton)

AGE GROUP 10- 11 YEARS

- 50 Yard Dash**
6.3—Karen Slaton, Oakland, Calif. 1964
- 75 Yard Dash**
9.2—Peggy Reed, Covina, Calif. 1963
Gerie Daniels, Bakersfield, Calif. 1964
Karen Slaton, Oakland, Calif. 1964
- High Jump**
4-4¾—Sharon Goodrum, Oakland, Calif. 1964
- Long Jump**
16-9—Deborah Satot, Waipahu, Oahu, Hawaii 1961

- Baseball Throw**
220-3½—Robin Wright, Santa Clara, Calif. 1964
- 200 Yard Shuttle Relay**
24.2—Kalispell, Montana 1964
(Sarah Bladwin, Mary Lynn Lalum, Rose Mary Nau,
Eileen Jacobson)
- 220 Yard Pursuit Relay**
27.5—Kern A.A., Bakersfield, Calif. 1964
(Gerie Daniels, Nadine Jones, Chiquetta Johnson,
Sylvia Nickols)

NATIONAL RESULTS A.A.U. GIRLS' AGE GROUP TRACK AND FIELD

12-13 Age Group

- 50 Yards**—6.3—1. Tie between Denise Bunch, Seattle O.C. and Beverly Keyes, Tacoma T&F Club; 3. Tie between Linda Cooper and Cindy Burns, Seattle C.C., 6.4; 5. Tie among Joyce Seymoore, San Mateo Girls A.A., Kathy Neal, San Joaquin T.C., Joselyn Grimes, Bakersfield, Calif., and Sheila Phillips, Oakland A.C., 6.5.
- 75 Yards**—8.9—1. Tie between Pauline Marzett, Bakersfield, Calif. and Linda Cooper, Seattle O.C.; 3. Nancy Benson, Phoenix A.C., 9.0; 4. Debbie Valverde, Cupertino, Calif., 9.1; 5. Tie among Denise Bunch, Seattle O.C., Phyllis Mann, Hudson Playground (Central AAU), and Linda Sinila, Dolton, Ill., 9.2.
- 100 Yards**—11.4—1. Linda Cooper, Seattle O.C.; 2. Pauline Marzett, Bakersfield, Calif., 11.5; 3. Tie between Nancy Benson, Phoenix A.C. and Denise Bunch, Seattle O.C., 11.8; 5. Brenda Taylor, Bakersfield, Calif., 11.9.
- High Jump**—5-1—1. Regina Wilson, San Mateo Girls AA; 2. Delores Stoneback, Seattle O.C., 4-6; 3. Brenda Foster, Oakland A.C. (Calif.), 4-5; 4. Cindy Burns, Seattle O.C., 4-4 3/4; 5. Odelia Smith, Hanford, Calif., 4-4 1/2.
- Long Jump**—16-9 1/2—1. Linda Cooper, Seattle O.C.; 2. Kathy Neal, San Joaquin T.C., 16-6 1/2; 3. Jo-Ann Slaton, Oakland (Calif.) A.C., 16-6 1/4; 4. Opal Young, Hanford, Calif., 16-6; 5. Pauline Marzett, Bakersfield, Calif., 16-2 3/4.
- 6-lb. Shot Put**—37-2—1. Carolyn Keith, Stratford, Calif.; 2. Nancy Palmer, San Mateo Girls AA, 36-0; 3. Jo-Ann Slaton, Oakland (Calif.) A.C., 34-4; 4. Barbara Brewster, Woodland, Wash., 33-8 1/2; 5. Delores Stoneback, Seattle O.C., 30-5.

Baseball Throw — 206-6 — 1. Carolyn Keith, Stratford, Calif.; 2. Barbara Brewster, Woodland, Wash., 185-6; 3. Evelyn Corney, Cleveland, Ohio, 184-8; 4. Delores Stoneback, Seattle O.C., 183-10 1/2; 5. Cindy Burns, Seattle O.C., 180-9 1/2.

440-Yard Relay — 51.4 — 1. Oakland (Calif.) A.C. (Linda Deadman, Shelia Phillips, Jackie Delaney, Jo-Ann Slaton); 2. Kern County A.A. (Calif.), 51.6; 3. Kennedy Elementary School, Cupertino, Calif., 52.9; 4. Seattle O.C., 54.2; 5. Earlimart (Calif.) Elementary School, 55.1.

300-Yard Shuttle Relay — 39.1 — 1. Seattle O.C. (Denise Bunch, Mary Ness, Cindy Burns, Linda Cooper); 2. Tacoma Irish, 44.4.

10-11 Age Group

50 Yards — 6.3 — 1. Karen Slaton, Oakland A.C.; 2. Theresa Hudson, San Mateo, Calif., 6.5; 3. Tie between Nadine Jones, Bakersfield and Terri DeGooyer, Seattle O.C., 6.6; 5. Tie between Gerri Daniels, Bakersfield and Joan Hoffman, Quakertown, Pa., 5.7.

75 Yards — 9.1 — 1. Karen Slaton, Oakland A.C.; 2. Tie between Gerri Daniels, Bakersfield and Theresa Hudson, San Mateo, 9.2; 4. Nadine Jones, Bakersfield, 9.3; 5. Phoen Rivers, San Mateo, 9.4.

High Jump — 4-4 3/4 — 1. Sharon Goodrum, Oakland A.C.; 2. Jan Glotzer, Phoenix A.C., 4-4; 3. Charlotte Scott, Oakland A.C., 4-3; 4. Chiquita Johnson, Earlimart, Calif., 4-1; 5. Doris Washington, Park 270 (Central AAU), 3-11 3/4.

Long Jump — 15-7 3/4 — 1. Karen Slaton, Oakland A.C.; 2. Carolyn Evans, Fresno, Calif., 14-9 3/4; 3. Jan Glotzer, Phoenix A.C., 14-6; 4. Diane Swegle, Seattle A.C., 14-2; 5. Tie between Lulu Pattiest, Lemoore, Calif. and Gloria Jackson, Earlimart, Calif., 13-11.

Baseball Throw — 220-3 1/2 — 1. Robin Wright, Santa Clara, Calif.; 2. Melinda Wall, San Mateo, Calif., 164-3 3/4; 3. Gottschling, Cleveland, 138-8; 4. Julie Ryan, Billings, Mont., 133-11; 5. Bernadette Blaschke, Wilmington, Del., 127-0.

200-Yard Shuttle Relay — 24.2 — 1. Kalispell, Mont. (Sarah Baldwin, Mary Lynn Lalum, Rose Mary Lau, Eileen Jacobson).

220-Yard Pursuit Relay — 27.0 — 1. Kern County "A"; 2. Tie between Oakland A.C. and Kern County "B", 27.8; 4. Island Elementary School, Lemoore, Calif., 28.5; 5. Earlimart Elementary School, 28.7.

9 & Under Age Group

(Conducted on an experimental basis in 1964, will be added as a regular part of the 1965 program)


50 Yards — 7.1 — 1. Dorothea Stevenson, Merced (Calif.) Elks and Daphne Smith, Bakersfield.

75 Yards — 10.2 — 1. Dorothea Stevenson, Merced (Calif.) Elks.

Long Jump — 12-9 3/4 — 1. Marie Higgins, Bakersfield, Calif.

Baseball Throw — 91-6 — 1. Sandy Correll, Bethlehem, Pa.

220 Yard Pursuit Relay — 30.0 — 1. Kern County A.A., Bakersfield, Calif.



ROSIE BONDS wins 80-Meter Hurdles in Olympic Trials at John J. Downing Stadium, Randalls Island, New York. Second is Mrs. Cherrie Sherrard.

WOMEN'S AND GIRLS' TRACK AND FIELD RULES OF COMPETITION