



AMATEUR ATHLETIC UNION OF THE UNITED STATES

USA OFFICIAL 1967 TRACK & FIELD HANDBOOK

WORLD-OLYMPIC-
AMERICAN RECORDS-
OFFICIAL RULES



\$2.25

MEN'S ALL-AMERICAN TRACK AND FIELD TEAM 1966

SELECTED BY NATIONAL COMMITTEES OF TRACK & FIELD, LONG DISTANCE RUNNING AND RACE WALKING

60 Yard Dash	Bill Gaines	Penn Athletic Club
100 Yard Dash	Charles Greene	Univ. of Nebraska
220 Yard Dash	James Hines	Athens Athletic Club
440 Yard Dash	Lee Evans	San Jose, Calif.
500 Yard Run	Theron Lewis	Southern University
600 Yard Run	Martin McGrady	Cleveland Striders
880 Yard Run	Tom Farrell	New York Athletic Club
1,000 Yard Run	Ted Nelson	Southern Calif. Striders
One-Mile Run	Jim Ryun	Jayhawk Athletic Club
Three-Mile Run	George Young	Casa Grande, Arizona
Six-Mile Run	Tracey Smith	Pasadena Athletic Club
120 Yard High Hurdles	Willie Davenport	Cleveland Striders
440 Yard Intermediate Hurdles	Jim Miller	Southern Calif. Striders
3,000 Meter Steeplechase	Lt. Pat Traynor	49er Track Club
High Jump	Otis Burrell	Los Angeles, Calif.
Pole Vault	Bob Seagren	Southern Calif. Striders
Long Jump	Ralph Boston	Southern Calif. Striders
Triple Jump	Art Walker	Southern Calif. Striders
Shot Put	Randy Matson	Gulf AAU
Discus Throw	Al Oertter	New York Athletic Club
Javelin Throw	John Tushaus	Southern Calif. Striders
16# Hammer Throw	Ed Burke	Southern Calif. Striders
35# Weight Throw	Harold Connolly	Santa Monica Athletic Assoc.
56# Weight Throw	Stu Thompson	New York Athletic Club
Decathlon	Bill Toomey	Southern Calif. Striders
Pentathlon	Jeff Bannister	Gorham Track Club
All-Around	Brian Murphy	Milwaukee Track Club
One-Mile Walk	Donald DeNoon	Southern Calif. Striders
Two-Mile Walk	Donald DeNoon	Southern Calif. Striders
10 Kilometer Walk	Capt. Rudolph Haluza	Southern Calif. Striders
15 Kilometer Walk	Capt. Rudolph Haluza	Southern Calif. Striders
20 Kilometer Walk	Capt. Rudolph Haluza	Southern Calif. Striders

25 Kilometer Walk	Ronald C. Laird	New York Athletic Club
30 Kilometer Walk	Ronald C. Laird	New York Athletic Club
35 Kilometer Walk	Ronald C. Laird	New York Athletic Club
40 Kilometer Walk	Ronald C. Laird	New York Athletic Club
50 Kilometer Walk	Larry Young	Southern Calif. Striders
One-Hour Walk	Ronald C. Laird	New York Athletic Club
15 Kilometer Run	Doug Brown	Univ. of Montana
20 Kilometer Run	Ralph Bushman	Spartan Athletic Club
25 Kilometer Run	Tom Larus	New York Athletic Club
30 Kilometer Run	Ed Winrow	New York Athletic Club
Crosscountry	Ron Carieu	SPAAU
One-Hour Run	Ed Winrow	New York Athletic Club
Marathon	Norman Higgins	Santa Monica Athletic Assoc.
440 Yard Relay (4 x 110)	Harvey Naim Grundy Harris Webster Johnson Theron Lewis	Southern University
880 Yard Relay (4 x 220)	Webster Johnson Theron Lewis Grundy Harris George Anderson	Southern University
One-Mile Relay (4 x 440)	Robert Johnson Anthony Gates Webster Johnson Theron Lewis	Southern University
Two-Mile Relay (4 x 880)	John Link Bruce Bess Dave Buck Dennis Carr	Univ. of Southern Calif.
Distance-Medley Relay (440-880-1320-Mile)	Bruce Johnson Albert Van Troba Riley Dunn Charles Christmas	Abilene Christian College
Sprint-Medley Relay (220-220-440-880)	George Anderson Grundy Harris Theron Lewis Robert Johnson	Southern University
Four-Mile Relay	Curtis Grindal Allen Russell, Lowell Paul John Lawson	Kansas University
Track Coach	Stan Wright	Texas Southern University
Field Coach	Chuck Coker	Southern Calif. Striders

SULLIVAN TROPHY WINNERS

1966	James R. Ryun, Univ. of Kansas	Middle Distance Runner
1965	Bill Bradley, New Jersey AAU	Basketball
1964	Don A. Schollander, Santa Clara Swim Club	Swimming
1963	John Thomas Penner, Northeast Louisiana State College	Pole Vaulter
1962	James T. Beatty, Los Angeles T.C.	Distance Runner
1961	Wilma Rudolph, Tenn. A. and I.	Sprinter
1960	Rafer Johnson, S.C. Striders, Los Angeles	All-Around Athlete
1959	Parry O'Brien, S.C. Striders, Los Angeles	Shot Put
1958	Glenn Davis, Ohio State Univ.	440 Yards Flat and Hurdles
1957	Bobby J. Morrow, Abilene Christian College	Sprinter
1956	Mrs. Patricia Keller McCormick, Los Angeles Athletic Club	Diver
1955	Harrison Dillard, Cleveland, Ohio	Hurdles
1954	Malvin G. Whitfield, Los Angeles A.C.	Middle Distance Runner
1953	Sammy Lee, U.S. Army Medical Corps	Diver
1952	Horace Ashenfelter III, New York A.C.	Distance Runner
1951	Robert E. Richards, Illinois A.C.	Pole Vaulter
1950	Fred Wilt, New York A.C.	Distance Runner
1949	Richard T. Button, Englewood, N. J.	Figure Skating
1948	Robert B. Mathias, Tulare, Calif.	All-Around Athlete
1947	John B. Kelly, Jr., Philadelphia, Pa.	Oarsman
1946	Y. Arnold Tucker, U.S. Military Academy	Football, Basketball, Track
1945	Felix Blanchard, U.S. Military Academy	Football and Shot Put
1944	Ann Curtis, Crystal Plunge, San Francisco	Swimmer
1943	Gilbert Dodds, Boston A.A.	Distance Runner
1942	Cornelius Warmerdam, San Francisco Olympic Club	Pole Vaulter
1941	T. Leslie MacMitchell, New York University	Middle Distance Runner
1940	J. Gregory Rice, South Bend A.A., Ind.	Distance Runner
1939	Joseph W. Burk, Penn A.C., Philadelphia	Oarsman
1938	Donald R. Lash, Indiana State Police	Distance Runner
1937	J. Donald Budge, Oakland, Calif.	Tennis
1936	Glenn Morris, Denver A.C.	All-Around Athlete
1935	W. Lawson Little Jr., California	Golf
1934	William R. Bonthron, New York A.C.	Middle Distance Runner
1933	Glenn Cunningham, University of Kansas	Middle Distance Runner
1932	James A. Bausch, Kansas City, Mo.	All-Around Athlete
1931	Bernard E. Berlinger, Philadelphia, Pa.	All-Around Athlete
1930	Robert T. Jones Jr., Atlanta, Ga.	Golf

MEN'S NOTEWORTHY TRACK PERFORMANCES INDOOR (Cont'd.)

Event	Performance	Athlete	Where Made	Date
60-yard low hurdles	6.7s (d)	Charles Tidwell,	Kansas City, Mo.	Feb. 28, 1959.
70-yard low hurdles	7.6 (d)	Hayes Jones	Ypsilanti, Mich.	Mar. 1, 1958
120-yard low hurdles	13.4s.	Frank Loomis	Great Lakes, Ill.	Apr. 6, 1918.

NATIONAL A.A.U. JUNIOR OUTDOOR TRACK AND FIELD CHAMPIONSHIPS

100-yard run	9.6s., Jack Burnett University of Mississippi, 1931; Rodney Lambert, Philadelphia Pioneer Club, 1961.
220-yard run	21.3s., Jack Burnett, University of Mississippi, 1931.
440-yard run	47.9s., Robert Davis, New York A.C., 1959; Wanza Poole, Philadelphia Pioneer Club, 1961.
880-yard run	1m. 53s. Thomas Carroll, New York A.C., 1959.
1-mile run	4m. 16.1s., Vernon Morgan, Delaware Valley A.A. 1960; Francis Carver, Penn A.C., 1961.
2-mile run	10m. 17.8s., C. C. Naismith, G.N.Y.I.A.A., 1904.
3-mile run	14m. 52.1s., Arnie Cummings, Baltimore O.C., 1962.
5-mile run	25m. 39.2s., W. Kyrönen, Kaleva A.C., Brooklyn, 1914.
6-mile run	30m. 43.0s., Bill Sawyer, Baltimore O.C., 1962.
1-mile walk	6m. 58.2s., W. J. Rolker, Irish-American A.G., New York, 1916.
2-mile walk	15m. 16.6s., Ron Daniel, New York Pioneer Club, 1960.
3-mile walk	22m. 55s., Earl Reigel, Patterson Park, Baltimore, Md., 1927.
2-mile steeplechase	10m. 33s., Forrest Harvey, Denver A.C., 1931.
3000-meter stplchase.	9m. 19.4s., Frederick W. Best, Central Jersey T.C., 1962.
120-yard high hurdles	14.2s., Marsh Farmer, Texas Tech. University, 1939; John Bethea, unattached, Baltimore, Md., 1961.
220-yard low hurdles	23.8s., Amsden Oliver, Roosevelt H. S., Dayton, O., 1931; J. Roy Thompson, U.S. Army, 1959.
440-yard intermediate hurdles	52.9s., Chris Stauffer, unattached, College Park, Md., 1961.
Broad Jump	24 ft. 11 in., S. T. Johnson Posse Gym, Boston, 1935.
High Jump	6 ft. 8½ in., David Morris, Baltimore Olympic Club, 1962.
Triple Jump	49 ft. 4¾ in., Dudley Wilkins, Southwestern Louisiana Institute, 1934.
Pole Vault	14 ft. 5 in., John Uelses, Baltimore Olympic Club, 1960.
16-Pound Shot Put	54 ft. 10¼ in., Steve Cohen, Harvard A.A., 1961.

NATIONAL A.A.U. JUNIOR MEN'S OUTDOOR (Cont'd.)

16-Pound Hammer Thro	168 ft. 4 in., Charles Modlezewski, Shore A.C., 1933.
56-Pound Weight Throw	37 ft. ¼ in., Pat McDonald, Irish-American A.C., New York, 1907.
Discus Throw	164 ft. 5 in., Ed Kohler, New York A.C., 1960.
Discus (Greek style)	163 ft. 5¾ in. W. W. Zeig, W. U. P., 1907.
Javelin	232 ft. 3 in., Reid Crawshaw, Finnish-American A.C., 1939.

RECORDS AT METRIC DISTANCES

100-meter run	10.3s., Allen Lawler, San Antonio A.C., Tex. 1947.
200-meter run (straightaway)	20.8s., Charles Thomas, San Antonio A.C., Tex., 1951.
200-meter run (turn)	21.3s., Arthur Bragg, Morgan State University, 1950.
400-meter run	47.3s., Frank Kaiser, Sacramento Junior College, 1942; Charles Slade, Long Branch Shore A.C. 1949.
800-meter run	1m. 51.2s., James Kehoe, Washington (D.C.) A.A., 1940.
1500-meter run	3m. 55.1s., Ed Culp, Davier College, 1941.
5000-meter run	15m. 3.4s., Wes Santee, University of Kansas, 1951.
10,000-meter run	32m. 37.3s., J. Erroll Vaughn, New York A.C., 1938.
3000-meter steeplechase	9m. 19.4s., Frederick W. Best, Central Jersey T.C., 1962.
3000-meter walk	14m. 1.4s., Irving Horowitz, 92nd Street YMHA, New York, 1936.
5000-meter walk	24m. 58.6s., Max Beutel, 92nd Street YMHA, New York, 1933.
110-meter high hurdles	14.2s., Marsh Farmer, Texas Tech. College, 1939.
200-meter low hurdles	23s., Jack Greenwood, University of Kansas, 1951.
400-meter intermediate hurdles	52.3s., Carl McBain, unattached, 1940.

NATIONAL A.A.U. JUNIOR INDOOR TRACK AND FIELD CHAMPIONSHIPS

50-yard dash	5.3s	Tom Carey	Camp Edwards	1942
60-yard dash	6.2s	Alan Jacobs	Univ. of Chicago, T.C.	1959
75-yard dash	8s	H. H. Jacobs,	Columbia University	1910;
		(C. B. Clark, Xavier A.A.		1911
220-yard run	23.2s	E. D. Maurer,	New York, A. C.	1915
300-yard run	32.2s	G. W. Dernell,	Boys' Club, New York	1917
600-yard run	1m 12.8s	Hugo Maiocco	New York University	1950


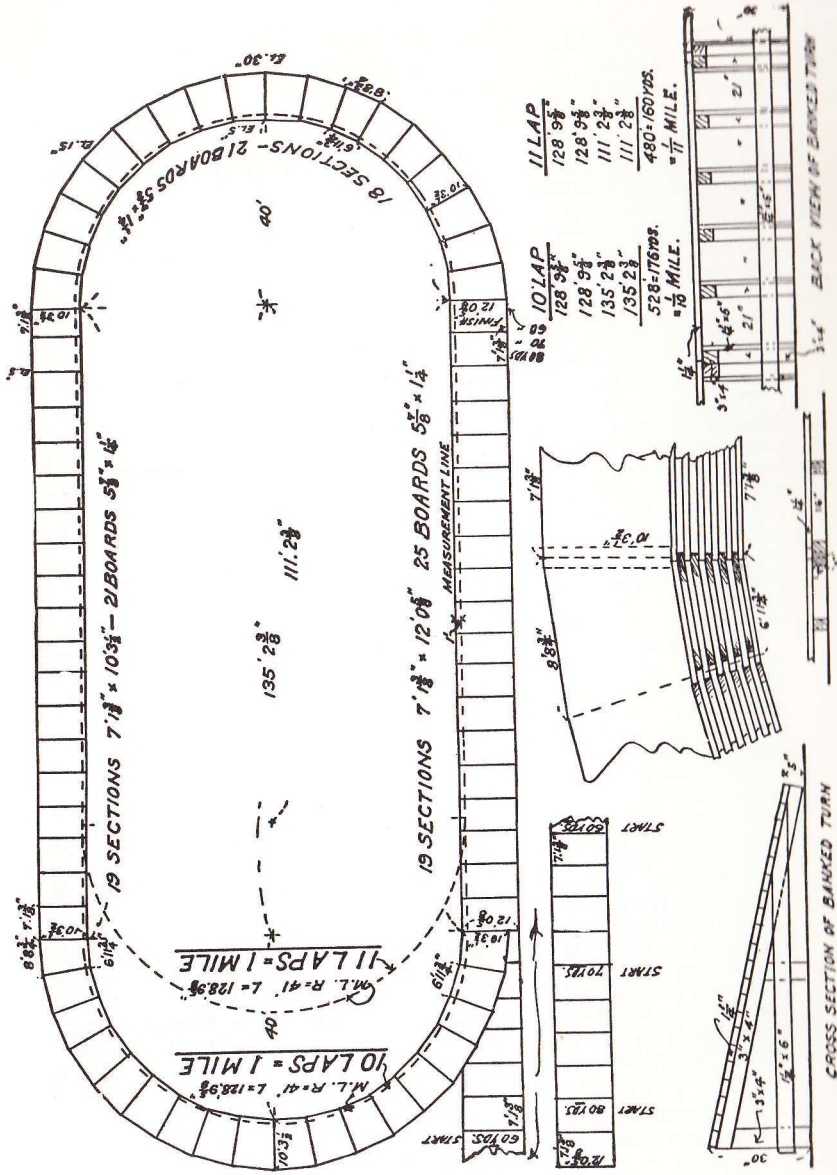
NATIONAL A.A.U. JUNIOR INDOOR (Cont'd.)

Event	Performance	Athlete	Where Made	Date
880-yard run	2m 1.6s	O. W. de Gruchy	New York, A. C.	1911
1000-yard run	2m 17.9s	Stewart Ray,	Rutgers Univ.	1950
1-mile run	4m 16s	Daniel L. Ryan,	Western, Illinois	1959
2-mile run	9m 20.4s	Willie Goodwin	New York A. C.	1925
3-mile run	14m 33s	Gar Williams,	University of Chicago T.C.	1959
5-mile run	26m 43.6s	C. Pores	Millrose A.A.	1917
1-mile walk	6m 40.8s	A. W. Bell	Boston A.A.	1929
2-mile	15m 2.4s	James Rafferty	New York A.C.	1940
2-mile steeplechase	10m 15.6s	J. B. Pearman	New York A.C.	1916
50-yard high hurdles	6.3s	Bernard Rothwell,	Worcester Academy	1942
50-yard low hurdles	6.0s	John di Carlo	Villanova University	1942
60-yard high hurdles	7.5s	Rex Cawley, unattached	Farmington, Mich.	1959
70-yard high hurdles	8.8s	Jack Keller, unattached	Columbus, Ohio	1930
440-yard intermediate hurdles	57.6s.	E. M. Pritchard,	Irish-American A.C. N.Y.	1911
1-mile relay	3m 25.3s	Police Sports Assn.		
2-mile relay	7m 53.6s	(C. Boone, J. Greaney, P. Collins, H. McDonnel)		1950
Medley Relay(440,110,220.330) - 1m 56.0s		Loyola University (Slowikowski, Shutts, Burke, Bilups)		1959
		New York University (R. Maiocco, W. Payne, H. Lewis, I. Kaplan)		1950
Medley Relay (440,220,880, 1m) - 7m 45.8s		Boston A.A. (Ingoldsby, Toolin, Rogers, Sansone)		1929
Running high jump	6 ft. 6¼ in.	R. Richardson	Univ. of Chicago, T.C.	1959
Standing high jump	5 ft. 2¼ in.	Julius Rieckert,	New York A.C.	1925
Running broad jump	24 ft. 6¼ in.	Douglas Fowlkes	New York A.C.	1950
Standing broad jump	10 ft. 8 in.	W. H. Taylor	Illinois A.C.	1915
Three standing broad jumps - 33 ft.		D. Healy	Pastime A.C.	1910
Triple Jump	44 ft. 3½ in.	A. Almleaf	Swedish-American A.C.	1911
Pole Vault	13 ft. 4½ in.	Harry McKnight	Ohio, T.C.	1959
12-Pound Shot Put	52 ft. 4½ in.	W. C. Maxfield	Dartmouth College	1914
16-pound Shot Put	49 ft. 1 in.	Mike Motto	St. John's University, N.Y.	1941
35-Pound Weight Throw - 57 ft. ¼ in.		John Ogle	Manhattan College A.A., N.Y.	1951
56-Pound Weight Throw for height - 14ft. 6 in.		T. Fogarty,	Mohawk A.C.	1910;
		T. Cable	Harvard University	1911.


NATIONAL A.A.U. JUNIOR INDOOR (Cont'd.)

Event	Performance	Athlete	Where Made	Date
RECORDS AT METRIC DISTANCES				
50-meter run	5.9s	Ed Siegel unattached	New York	1935
60-meter run	6.8s	Robert E. Linders	Cornell University	1935
600-meter run	1m 24.4s	Carl Roesch	Buffalo Central YMCA Tr.Cl.	1935
1000-meter run	2m 37.4s	Robert Carr	Syracuse University	1935
1500-meter run	4m 4.6s	Edward Street	Buffalo Orioles	1935
5000-meter run	15m 45.4s (nc)	Wilf McCluskey	Monarch A.C. Toronto	1935
1500-meter walk	6m 29s	Nathan Jaeger- 92nd Street,	YMHA, New York	1936
3000-meter steeplechase	9m 34s	Walter Nackoney	Temple University	1936
50-meter high hurdles	7.3s	Joseph Robinson.	Newark A.C.	1936
65-meter high hurdles	9.3s	Charles Eberhard	Eastern Michigan College	1935
1600-meter relay	3m 31.2s	Buffalo Orioles (Stimson, Murray, O'Niel, Calvin)		1935
Medley Relay (400,200,200,300) - 2m 6s		Cornell University (Ratkowski, Peter, Scalian, Linders)		1935
Medley Relay (400,200,800,1500) - 7m 27.8s.		Syracuse University (Trento, Jones, Rogers, Carr)		1935


1966 NATIONAL AAU INDOOR CHAMPIONS
at Albuquerque, New Mexico




BILL GAINES
60 Yd.



WILLIE DAVENPORT
60 Yd. Hurdles



THERON LEWIS
600 Yds.




TED NELSON
1000 Yds.




RUDY HALUZA
One Mile Walk



LAJOS MECSER
Three Mile



JIM GRELE
One Mile




JOHN THOMAS
High Jump


**1966 NATIONAL AAU INDOOR CHAMPIONS
at Albuquerque, New Mexico**



1060 Yd. Medley Relay
Southern Univ.
Theron Lewis, Webster Johnson,
Everett Mason, Grundy Harris



NORMAN TATE
Long Jump




HAROLD CONNOLLY
35 Lb. Wt. Throw



JOHN McGRATH
Shot Put



BOB SEAGREN
Pole Vault



Two Mile Relay
49-er T.C.
Dave Kemp, Darryl Taylor,
Dave Mallardy, Dave Perry




One Mile Relay
Southern Univ.
Webster John, Robert Johnson,
Everett Mason, Theron Lewis


**NATIONAL AAU MEN'S INDOOR CHAMPIONSHIPS
March 4-5, 1966
At Albuquerque, New Mexico**

- 60-Yard Dash**—1. 6.0, Bill Gaines, Penn A.C.; 2. 6.0, Richmond Flowers, U. Tennessee Fr.; 3. 6.1, Rene Matison, U. New Mexico; 4. 6.1, Willie Davenport, Southern Univ.; 5. 6.1, Bernie Rivers, U. New Mexico; 6. no time, Steve Caminiti, U. New Mexico.
- 60-Yard H.H.**—1. 6.9, Willie Davenport, Southern Univ.; 2. 7.1, Richmond Flowers, U. Tennessee Fr.; 3. 7.1, Blaine Lindgren, S.C. Striders; 4. 7.1, Earl McCullough, USC; 5. 7.2, Russ Rogers, Grand St. Boys; 6. 7.2, Al Rockwell, Brigham Young Univ.
- 600-Yard Run**—1. 1:09.2, Theron Lewis, Southern Univ.; 2. 1:09.7, Ollan Cassell, Nutley, N. J.; 3. 1:10.4, Ron Whitney, S.C. Striders; 4. 1:12.0, Nick Lee, Baltimore O. C.
- 1000-Yard Run**—1. 2:07.8, Ted Nelson, S.C. Striders; 2. 2:08.7, Wilson Kiprugut, Kenya; 3. 2:09.5, Cary Weisiger, San Diego; 4. 2.10, Robin Lingie; 5. 2.11, Web Loudat, U. New Mexico; 6. 2:21.2, John Dunkelberg, No. Carolina T.C.
- One-Mile Run**—1. 4:09.5, Jim Grelle, Multnomah A.C.; 2. 4:10.6, John Camien, N.Y.A.C.; 3. 4:10.6, Ted Nelson, S.C. Striders; 4. 4:10.8, Web Loudat, U. New Mexico; 5. 4:11.5, George Scott, U. New Mexico; 6. no time, John Kennedy, S.C. Striders.
- Three-Mile Run**—1. 13:40.4, Lajos Mecser, Hungary; 2. 13:42.4, Tracy Smith, Pasaden A.A.; 3. 13:47.2, Tom Laris, N.Y.A.C.; 4. 14:04.4, Doug Brown, U. Montana; 5. 14:22.6, Ron Eller, U. New Mexico; 6. 14:25.2, J. Neri, U. New Mexico.
- One-Mile Relay**—1. 3:12.6, (Webster Johnson; Robert Johnson; Everett Mason; Theron Lewis) Southern Univ. 2, 3:13.8, U. New Mexico; 3. 3:19.7, 49er T.C.; 4. 3:20.8, S.C. Striders.
- Two-Mile Relay**—1. 7:27.4, (Dave Kemp, Darryl Taylor, Dave Mellardy, Dave Perry) 49er T.C., 2. 7:28.8, U. New Mexico; 3. 7:39.0, N.Y.A.C.
- 1,060-Yard Medley Relay**—1. 1:46.5 (Theron Lewis; Webster Johnson; Everett Mason; Grundy Harris) Southern Univ.; 2. 1:51.6, S.C. Striders; 3. 1:51.6, U. New Mexico.
- High Jump**—1. 7-0, John Thomas, Boston A.A.; 2. 7-0, Richard Ross, 49er T.C.; 3. 6-6, George Loughride, U. New Mexico; 4. 6-6, Jeff Brannon, U. New Mexico.
- Long Jump**—1. 25¼, Norman Tate, Durham, N.C.; 2. 24-1¼, Wellesley Clayton, 49er T.C.; 3. 23-8¾, Nate Slaughter, McGuire AFB; 4. 23-3¼, John Kelly, Albuquerque; 5. 22-10, Ken Medley, New Mexico T.C.; 6. 22-6¼, Clarence Robinson, U. New Mexico.
- 35-Pound Weight Throw**—1. 70-11, Hal Connolly, Culver City, Calif.; 2. 67-5¾, Bob Backus, N.Y.A.C.; 3. 66-1½, Ed Burke, S.C. Striders; 4. 62-7, Al Hall, N.Y.A.C.; 5. 57-3½, Carl Wallin, Northeastern T.C.
- 16-Pound Shot Put**—1. 64-3½, John McGrath, Pasadena, A.A.; 2. 63-¾, Dave Maggard, Santa Clara Y.V.; 3. 62-6, Vilmos Varju, Hungary; 4. 61-4¾, Gary Gubner, Grand St. Boys; 5. 60-4½, Ken Patera, Brigham Young Univ; 6. 59-11¼, Elvin Bethea, No. Carolina A & T.
- Pole Vault**—1. 17¼, Bob Seagren, S.C. Striders; 8. 16-6, John Pannel, Glendale, Calif.; 3. 16-6, Jeff Chase, Santa Clara Y.V.; 4. 15-6, Phil White, Pasadena, A.A.
- Team Standing**—S.C. Striders 30, Southern Univ. 21, U. New Mexico 16, NYAC 16, 49er T.C. 13, Pasadena A.A. 11, Univ. Tennessee 6, Boston A.A. 5, Multnomah A.C. 5, Santa Clara Y.V. 5, Seth Weekly T.C.; 5, Penn A.C. 5, San Diego T & F Club 3, Grand St. Boys, N.Y. 2, Univ. Montana 2, McGuire AFB 2, Brigham Young Univ. 1, Baltimore Olympic Club 1, Matador A.C. 1.


1966 NATIONAL AAU OUTDOOR CHAMPIONS



OTIS BURRELL
High Jump



BOB SEAGREN
Pole Vault



ART WALKER
Triple Jump



RANDY MATSON
Shot Put




JOHN TUSHAUS
Javelin



AL. OERTER
Discus



ED BURKE
Hammer



OTIS BURRELL
Clears 7-2

1966 NATIONAL AAU OUTDOOR CHAMPIONS



CHARLIE GREENE
100 Yds



JIM HINES
220 Yds.



LEE EVANS
440 Yds.



TOM FARRELL
880 Yds.



JIM RYUN
One Mile



RON LAIRD
Two Mile Walk




PAT TRAYNOR
Steeplechase




GEORGE YOUNG
Three Mile




TRACY SMITH
Six Mile



WILLIE DAVENPORT
120 Yd. H.H.



JIM MILLER
440 Yd. I.H.



RALPH BOSTON
Long Jump

79th NATIONAL AAU TRACK AND FIELD CHAMPIONSHIPS

June 25-16, 1966

At Randalls Island, N. Y.

100-Yard Dash—1. 9.4, Charles Greene, Univ. Nebraska; 2. 9.4, James Hines, Athens, A.C.; 3. 9.4, Harold Busby, Pasadena A.A.; 4. 9.6, George Anderson, Southern Univ.; 5. 9.6, Bill Gaines, Penn. A.C.; 6. 9.7, James Lee, Unatt.

220-Yard Dash—1. 20.5, James Hines, Athens A.C.; 2. 20.5, Adolph Plummer, Southern Calif. Striders; 3. 20.6, Tom Jones, Pasadena A.A.; 4. 20.7, Harold Busby, Pasadena A.A.; 5. 20.8, John Moon, Seth Weekly T.C.; 6. 20.9, Gilbert Smith, Houston Striders.

440-Yard Dash—1. 45.9, Lee Evans, Unatt.; 2. 46.2, Theron Lewis, Southern Univ.; 3. 46.3, Bob Frey, Southern Calif. Striders; 4. 46.7, Vincent Matthews, N.Y. Pioneer; 5. 46.8, Dave Crook, 49er T.C.; 6. 47.7, James Kemp, Kentucky State.

880-Yard Run—1. 1:47.6, Tom Farrell, New York A.C.; 2. 1:48.0, Ted Nelson, Southern Calif. Striders; 3. 1:48.8, Dave Patrick, Baltimore Olympic Club; 4. 1:48.8, Peter Scott, Univ. Nebraska; 5. 1:49.0, George Hunt, Texas Southern; 6. 1:49.4, John Perry, 49er T.C.

Mile Run—1. 3:58.6, Jim Ryun, Jayhawk T.C.; 2. 4:00.0, Dyrol Burleson, Unatt.; 3. 4:00.6, Jim Grelle, Multnomah A.C.; 4. 4:01.6, John Camien, New York A.C.; 5. 4:02.2, Neil Duggan, Pasadena A.A.; 6. 4:03.3, Tim Danielson, San Diego T.C.

Three Mile Run—1. 13:27.4, George Young, Unatt.; 2. 13:27.4, Tracy Smith, Pasadena A.A.; 3. 13:28.4, Tom Laris, New York, A.C.; 4. 13:28.8, Van Arthur Nelson, St. Cloud Minn; 5. 13:41.8, Greg Williams, Unatt.; 6. 13:43.2, William J. Clark, Quantico Marines.

Six-Mile Run—1. 28:02.0, Tracy Smith, Pasadena A.A.; 2. 28:34.2, Billy Mills, Unatt.; 3. 28:52.6, Dave Ellis, Toronto Olympic Club; 4. 29:06.4, John Lawson, Jayhawk T.C.; 5. 29:18.0, Rick Riley, Ferris H.S.; 6. 29:23.8, William J. Clark, Quantico Marines.

120-Yard High Hurdles—1. 13.3, Willie Davenport, Cleveland Striders; 2. 13.4, Don F. Shy, 49er T.C.; 3. 13.6, Earl R. McCullough, 49er T.C.; 4. 13.9, Tommy White, Unatt.; 5. 14.1, Ervin Hall, Philadelphia Pioneer A.A.; 6. 14.2, Leon Coleman, Winston-Salem State.

440-Yard Hurdles—1. 50.1, Jim Miller, Southern Calif. Striders; 2. 50.3, Jeff Vanderstock, Southern Calif. Striders; 3. 50.3, Bob Steele, Michigan State; 4. 50.4, Ron Whitney, Southern Calif. Striders; 5. 51.4, Vance Peterson, Pasadena A.A.; 6. 51.7, Walter B. Clements, 49er T.C.

3000-Meter Steeplechase—1. 8:40.6, Lt. Pat Traynor, 49er T.C.; 2. 8:43.4, Ray Barrus, Unatt.; 3. 8:47.6, Mike Manley, Quantico Marines; 4. 8:53.6, Robert Price, Athens A.C.; 5. 8:56.6, Mike Lehner, Unatt.; 6. 9:03.4, Conrad Nightingale, Kansas State.

Two-Mile Walk—13:52.6, Ron Laird, New York A.C.; 2. 14:07.7, Don DeNoon, Southern Calif. Striders; 3. 14:29.8, Ron Daniel, New York A.C.; 4. 14:53.2, Larry Young, Southern Calif. Striders; 5. 14:58.8, Dick Ortiz, S. Calif. Striders; 6. 15:11.8, William Omeltchenko, New York Pioneer.

Shot Put—1. 64-2¼, Randy Matson, Texas A&M; 2. 64-0½, Neil Steinhauer, Univ. Oregon; 3. 62-1½, Parry O'Brien, Pasadena A.A.; 4. 60-9½, Mike Bianco, 49er T.C.; 5. 60-7½, Dave Maggard, Santa Clara Youth Village; 6. 59-5¾, Jon Cole, 49er T.C.

Hammer—1. 220-0, Ed Burke, Southern Calif. Striders; 2. 219-0, Harold Connolly, Santa Monica A.A.; 3. 215-2, Thomas Gage, New York A.C.; 4. 199-5, George Frenn, Pasadena A.A.; 5. 195-3, James M. Pryde, Santa Barbara; 6. 191-2, John Fiore, Boston College.

Discus—1. 193-9, Al Oerter, New York A.C.; 2. 191-2, Rink Babka, Pasadena A.A.; 3. 190-9, Randy Matson, Texas A&M; 4. 187-8, Gary Carlsen, 49er T.C.; 5. 187-5, Dave Weil, Indian T.C.; 6. 180-11, George Puce, Southern Calif. Striders.

Javelin—1. 260-8, John Tushaus, Unatt.; 2. 256-11, Ed Red, Pasadena A.A.; 3. 249-0, Jim Stevenson, Penn State; 4. 245-8, John Burns, Unatt.; 5. 240-4, Robert Sbordone, 49er T.C.; 6. 239-8, George Machis, Knoxville T.C.

High Jump—1. 7-2, Otis Burrell, Unatt.; 2. 7-1, John Hartfield, Texas Southern; 3. 7-0, Stan Albright, Cleveland Striders; 4. 7-0, John Dobroth, Southern Calif. Army; 5. 6-10, Lloyd Higgins, Pasadena A.A.; 6. 6-10, Gene Johnson, U.S. Army.

Triple Jump—1. 53-8, Art Walker, Southern Calif. Striders; 2. 50-11¾, Darrell Horn, Athens A.C.; 3. 50-4¼, Charley Craig, 49er T.C.; 4. 50-0¾, Chris Mousjades, New York A.C.; 5. 50-0¾, Lester V. Bond, Santa Clara Youth Village; 6. 50-0¼, Doug Olmstead, 49er T.C.

Long Jump—1. 26-3¼, Ralph Boston, Southern Calif. Striders; 2. 26-3¼, Charles Mays, Grand Street Boys; 3. 25-9½, Darrell Horn, Athens A.C.; 4. 25-3½, Robert Beamon, New York Pioneer; 5. 25-1¾, Ken Tucker, Southern Calif. Striders; 6. 25-0½, Wellesley Clayton, 49er T.C.

Pole Vault—1. 17-0, Bob Seagren, Southern Calif. Striders; 2. 16-8¼, Paul Wilson, Southern Calif. Striders; 3. 16-8¼, John Pannel, Southern Calif. Striders; 4. 16-0, tie between Mel Hein, Southern Calif. Striders, and Dick Railsback, Pasadena A.A.; 6. 16-0, Jeff Chase, Santa Clara Valley Youth Center.

Team Totals: Southern Calif. Striders, 122; Pasadena A.A., 69; New York A.C., 56; 49er T.C., 56; Athens A.C., 36; Cleveland Striders, 16; Texas A&M, 16; Jayhawk T.C., 14; Univ. Nebraska, 14; Southern Univ., 12; Santa Monica A.A., 10; Texas Southern, 10; New York Pioneer Club, 9; Grand St. Boys, 8; Univ. Oregon, 8; Quantico Marines, 7; Baltimore Olympic Club, 6; Toronto Olympic Club, 6; Santa Clara Youth Village, 5; Multnomah A.C., 6; Penn State, 6; St. Cloud, Minn. State, 4; Ferris High School, 2; Indian T.C., 2; Philadelphia Pioneer A.C., 2; Penn A.C., 2; Santa Barbara A.C., 2; Seth Weekly A.C., 2; Boston College, 1; Harvard Univ. A.A., 1; Hamilton Olympic Club, 1; Houston Striders, 1; Knoxville T.C., 1; Philadelphia A.C., 1; Winston-Salem State, 1; San Diego T.C., 1; U.S. Army, 1.

ALL-AMERICAN INVITATIONAL

At Berkeley, California

July 16-17, 1966

- 100 Meters**—1. 10.3, Charlie Greene, Nebraska; 2. 10.4, George Anderson, Southern; 3. 10.4, Jim Hines, Texas Southern; 4. 10.4, Edwin Roberts, Trinidad; 5. 10.5, Bill Gaines, Mulica Hill, N.J.
- 200 Meters**—1. 20.7, Tommie Smith, San Jose State; 2. 20.8, Jim Hines, Texas Southern; 3. 21.0, Edwin Roberts, Trinidad; 4. 21.1, Harold Busby, UCLA; 5. 21.1, Adolph Plummer, Striders.
- 400 Meters**—1. 45.7, Lee Evans, San Jose City College; 2. 46.3, Theron Lewis, Southern; 3. 46.3, Bob Frey, UCLA; 4. 46.3, Vince Matthews, Johnson Smith Frosh; 5. 48.2, Jack Yerman, Santa Clara Youth Village.
- 800 Meters**—1. 1:47.2, Tom Farrell, New York A.C.; 2. 1:47.7, Ted Nelson, Striders; 3. 1:47.9, Preston Davis, Texas; 4. 1:48.6, Dave Patrick, Villanova; 5. 1:48.7, George Hunt, Texas Southern.
- 1 Mile**—1. 3:51.3, Jim Ryan, Kansas Frosh; 2. 3:58.0, Cary Weisger, San Diego TC; 3. 4:01.4, Richard Romo, Texas; 4. 4:02.6, Pat Travnor, Long Beach 49ers; 5. 4:11.1, Tom Von Ruden, Oklahoma State; 6. 4:19.3, Wade Bell, Oregon.
- 3,000 Meter Steeplechase**—1. 8:47.2, Pat Traynor, 49er TC; 2. 8:52.7, Rav Barrus, Striders; 3. 9:05.2, Mike Manley, Quantico Marines; 4. 9:22.6, Bob Richards, Brigham Young.
- 5,000 Meters**—1. 13:42.0, Tracy Smith, Pasadena; 2. 13:49.9, Billy Mills, San Diego TC; 3. 14:01.1, George Young, Casa Grande; John Coyle, Australia, did not finish.
- 10,000 Meters**—1. 28:51.1, Ron Larrieu, Santa Monica AA; 2. 28:55.5, Van Nelson, St. Cloud St.; 3. 29:16.2, Tom Laris, NYAC; 4. 29:50.7; 5. 29:55.4, Doug Brown, Montana.
- 110-Meter High Hurdles**—1. 13.7, Don Shy, San Diego State; 2. 13.8, Tommy White, Yankton; 3. 13.8, Willie Davenport, Southern; 4. 13.8, Ron Copeland, UCLA; 5. 14.1, Earl McCullough, Southern California.
- 400-Meter Hurdles**—1. 50.2, Geoff Vanderstock, Mt. San Antonio AC; 2. 50.4, Ron Whitney, Striders; 3. 50.8, Bob Steele, Michigan State; 4. 52.4, Jim Miller, Striders; 5. 59.5, Willie Davenport, Southern.
- 400-Meter Relay**—1. 39.1, U.S. "A" team; 2. 39.7, International team; 3. 40.0, U.S. "B" team.
- 1 Mile Relay**—1. 3:04.6, U.S.; 2. 3:06.4, Trinidad; 3. 3:11.2, Athens A.C.
- Long Jump**—1. 26-4¼, Ralph Boston, Striders; 2. 26-1½, Darrell Horn, Athens A.C.; 3. 25-9¼, Gayle Hopkins, Pasadena AA; 4. 25-9¼, Charlie Mays, New York.
- High Jump**—1. 7-1, Otis Burrell, Nevada; 2. 7-01/16, John Hartfield, Texas Southern; 3. 6-10, Gene Johnson, Athens JC; 4. 6-10, Clarence Johnson, Unatt.; 5. 6-10, tie between Dragon and Jelkovich, Yugoslavia.
- Shotput**—1. 67-2¼, Randy Matson, Texas A&M; 2. 65-3¼, Neal Steinhauer, Oregon; 3. 60-6¼, Dave Maggard, Santa Clara Youth Village; 4. 57-2, Larry Kennedy, Athens A.C.; 5. 55-8¼, Russ Hodge, Foothill JC.
- Discus**—1. 205-6½, Al Oerter, New York A.C.; 2. 198-4½, Rink Babka, Pasadena AA; 3. 186-2, Bob Stoecker, Athens AC; 4. 184-6½, Dave Weill, Indiana TC; 5. 180-1½, Larry Kennedy, Athens A.C.
- Javelin**—1. 270-4, Ed Red, Pasadena AA; 2. 260-4½, Frank Covelli, Pasadena AA; 3. 252-9, John Tushaus, Arizona; 4. 244-2½, Jim Stevenson, Penn State; 5. 236-4, Phil Conley, SCYV.
- Triple Jump**—1. 54-7¾, Art Walker, Striders; 2. 52-8¼, Charlie Craig, Fresno; 3. 51-8, Darrell Horn, Athens AC.
- Pole Vault**—1. 16-6, Paul Wilson, Southern Calif. Frosh; 2. 16-6, Bob Seagren, Striders; 3. 16-0, tie between Jeff Chase, SCYV, and Mel Hein, Striders; 5. 16-0, Jim Eshelman, Stanford.
- Hammer**—1. 208-6½, Ed Burke, Pasadena AA; 2. 208-4½, Tom Gage, New York AC; 3. 206-3½, George Frenn, Pasadena AA.

LOS ANGELES INVITATIONAL

Los Angeles, California

July 23-24, 1966

- 100 Meters**—1. 10.4, Charles Greene, USA; 2. 10.4, George Anderson, USA; 3. 10.5, Jim Hines, USA; 4. 10.6, Harold Busby, USA; 5. 10.7, Gary Holdsworth, Australia.
- 200 Meters**—1. 20.5, Tommie Smith, USA; 2. 20.6, Jim Hines, USA; 3. 20.9, Gary Eddy, Australia; 4. 20.9, Adolph Plummer, USA; 5. 21.0, Peter Norman, Australia.
- 400 Meters**—1. 45.2, Lee Evans, USA; 2. 45.5, Theron Lewis, USA; 3. 46.4, Vincent Matthews, USA; 4. 46.6, Bob Frey, USA; 5. 46.7, Gary Eddy, Australia.
- 880 Yd. Run**—1. 1:46.2, Jim Ryun, USA; 2. 1:46.5, Tommy Farrell, USA; 3. 1:46.9, Ted Nelson, USA; 4. 1:47.2, Ralph Doubell, Australia; 5. 1:47.3, John Boulter, Great Britain.
- 1500 Meters**—1. 3:44.5, Jim Grelle, USA; 2. 3:45.5, Walter Wilkinson, Great Britain; 3. 3:45.6, Richard Romo, USA; 4. 3:45.5, Ian Studd, New Zealand; 5. 3:46.2, Keith Wheeler, Australia.
- 3000 Meter Sch.**—1. 8:51.4 Pat Traynor, (U.S.A.) 2. 8:58.6 Peter Welsh N.Z., 3. 9:00.4 Lachie Stewart, Great Britain, 4. 9:06.4 Kerry O'Brien, Australia, 5. 9:13.8 Ray Barrus, U.S.A., 6. 9:18.4 Mike Manley, U.S.A.
- 5000 Meters**—1. 13:28.4, Ron Clarke, Australia; 2. 13:40.2, Tracy Smith, USA; 3. 13:52.0, George Young, USA; 4. 13:53.0, Derek Graham, Great Britain; 5. 13:53.4, Geoff Pyne, New Zealand.
- 10,000 Meters**—1. 28:13.0, Ron Clarke, Australia; 2. 29:00, Tracy Smith, USA; 3. 29:34.4, Bill Baillie, New Zealand; 4. 29:35.2, Van Nelson, USA; 5. 30:23.6, Ron Larrieu, USA.
- 110 Meter Hurdles**—1. 13.7, Don Shy, USA; 2. 13.8, Tom White, USA; 3. 14.1, Ron Copeland, USA; 4. 14.1, Dave Hemery, Great Britain; 5. 14.5, Dave Prince, Australia.
- 400 Meter Relay**—1. 40.1, (Gary Eddy, Allan Crawley, Gary Holdsworth, Peter Norman), Australia; 2. 40.1, (Bill Gaines, Charlie Greene, Charles Mays, Adolph Plummer), USA "B"; 3. 42.1, (George Anderson, Harold Busby, Tom Jones, James Hines), USA "A".
- 1600 Meter Relay**—1. 2:59.6, (Bob Frey, Lee Evans, Tommie Smith, Theron Lewis), USA; 2. 3:13.6, (Ed Roach, Noel Clough, Gary Knoke, Gary Eddy), Australia.
- 20 Kilo Walk**—1. 1:37.02, Rudy Haluza, USA; 2. 1:40.26, Ron Laird, USA; 3. 1:43:12.6, Norman Read, New Zealand; 4. 1:43:49.0, Larry Walker, USA; 5. 1:50:46.6, Don DeNoon, USA.
- Long Jump**—1. 26-9, Ralph Boston, USA; 2. 26-7½, Gavle Hopkins, USA; 3. 25-11¾, Darrell Horn, USA; 4. 25-9, Charles Mays, USA; 5. 24-3¾, Allan Crawley, Australia.
- High Jump**—1. 7-2, Otis Burrell, USA; 2. 7-1, Lawrie Peckham, Australia; 3. 7-0, John Hartfield, USA; 4. 6-11, Gene Johnson, USA; 5. 6-10, John Dobroth, USA.
- Shotput**—1. 66-8½, Randy Matson, USA; 2. 64-2, Neal Steinhauer, USA; 3. 62-0, Les Mills, New Zealand; 4. 60-6½, Dave Maggard, USA; 5. 59-3½, Mike Bianco, USA.
- Javelin**—1. 262-6, John Tushaus, USA; 2. 253-8, Nick Birks, Australia; 3. 251-8, Frank Covelli, USA; 4. 250-5, Ed Red, USA; 5. 247-10, Larry Stuart, USA.
- Triple Jump**—1. 54-11, Art Walker, USA; 2. 52-5¼, Phil May, Australia; 3. 52-4, Darrell Horn, USA; 4. 51-1¾, Charles Craig, USA; 5. 50-6, Dave Norris, New Zealand.
- Pole Vault**—1. 17-6¼, John Pannel, USA; 2. 16-8¼, Paul Wilson, USA; 3. 16-6, Bob Seagren, USA; 4. 16-6, Dick Railsback, USA; 5. 16-0, Mel Hein, USA.
- Hammer Throw**—1. 219-2, Tom Gage, USA; 2. 219, Harold Connolly, USA; 3. 218-6, Ed Burke, USA; 4. 197-1, George Frenn, USA; 5. 186-5, Dick Leffler, Australia.

U.S.A. vs B.C, DECATHLON

at Los Angeles, California

July 23-24, 1966

	100 Meters		Long Jump		Shot Put		High Jump		400 Meters	
	Time	Points	Time	Points	Time	Points	Time	Points	Time	Points
Russ Hodge	10.5	932	24-7¼	923	56-7½	918	6-¾	725	48.9	856
Bill Toomey	10.5	932	24-5¼	909	44-4	697	6-2¾	769	46.8	958
Dave Thoreson	11.5	687	23-5	846	35-6	519	6-9	909	50.9	805
Wayne Athorne	11.3	733	22-¾	761	35-10½	527	6-¾	725	50.3	792
Don Jeisy	11.2	756	21-10	746	43-6½	682	5-6	560	D/N/F	

	High Hurdles		Discus		Pole Vault		Javelin		1500 Meters		Total
	Time	Points	Time	Points	Time	Points	Time	Points	Time	Points	
Russ Hodge	15.2	827	165-5	880	13-5½	832	211-7	815	4:40.4	522	8320
Bill Toomey	14.7	881	146	772	13-5½	832	210-7	812	4:20.3	657	8219
Dave Thompson	15.6	787	126-8	658	13-9½	859	181-7	703	4:58.6	533	7306
Wayne Athorne	15.5	797	114-2	580	D/N/F		D/N/F		D/N/F		4915
Don Jeisy	D/N/F		D/N/F		D/N/F		D/N/F		D/N/F		2744

NCAA OUTDOOR CHAMPIONSHIPS

June 16-18, 1966

At Bloomington, Indiana

- 100 Yd. Dash**—9.3 Greene (Neb); 2. Smith (SJS); 3. Freeman (MuS); 4. Matison (NM); 5. Headley (Neb); 6. Jackson (UCLA).
- 220 Yd. Dash**—20.9 Jones (UCLA); 2. Horner (Vil); 3. Lee (Md); 4. Jackson (UCLA); 5. Hermen (SJS); 6. Rovere (ETS).
- 440 Yd. Run**—46.3 Middleton (USC); 2. Crook (Neb); 3. Kemp (KyS); 4. Tie Dunn (AC) and Mondane (La); 6. Hengl (Cal.)
- 880 Yd. Run**—1:47.9 Scott Neb.; 2. Herrman (SDS); 3. Urbina (Geo); 4. Perry (OkS); 5. Tillman (OU); 6. Farrell (SJ).
- 1 Mile Run**—4:02.1 Patrick (Vil); 2. Von Ruden (OkS); 3. Romo (Tex); 4. Bell (Ore); 5. Bair (KeS); 6. Roberts (Wash).
- 3 Mile Run**—13:33.7 Lindgren (WS); 2. Lawson (Kans); 3. Westman (WS) 4. Pyne (UCLA); 5. Jeinonen (Min); 6. Williams (N).
- 6 Mile Run**—28:07.0 Lindgren (WS); 2. Pyne (UCLA); 3. Lawson (Kans); 4. Moore (SI); 5. Westman (WS); 6. Sharkey (MiS).
- 120 Yd. High Hurdles**—13.6 Copeland (UCLA); 2. Frederick (Ariz); 3. Pomphrey (Ten); 4. Rockwell (BYU); 5. Washington (Mis); 6. Williams (Wash.)
- 440 Yd. Int. Hurdles**—50.4 Steele (MiS); 2. Johnson (UCLA); 3. Clements (LBS); 4. Williams (Wash.); 5. Johnston (Col); 6. Hager (Fla).
- 3000 M. Steeplechase**—8:51.6 Richards (BYU); 2. Baheler (MiO); 3. Mortenson (Ore); 4. McCubbins (OkS); 5. McDermott (Geo); 6. Moore (Ore).
- High Jump**—7-1 Burrell (Nev); 2. Costello (Md); 3. Heet (USC); 4. Hines (BYU); 5. tie Tull (Ok) and Ashman (SI); 6. Herndon (Mo).
- Broad Jump**—25-1½ Stenius (LAS); 2. Helton (UtS); 3. Smith (SJS); 4. Robinson (NM); 5. Walsh (STAN); 6. Ard (Kan).
- Pole Vault**—16-0 Rogers (Col); 2. Savage (UCLA); 3. Burton (WicS); 4. Christopher (Aub); 5. Burnette (Ia); 6. Bizzaro (Vil).
- Shot Put**—67-1½, Matson (TAM); 2. Steinhauer (Ore); 3. Bianco (BYU); 4. Woods (SI); 5. Crews (Mo); 6. Stewart (Du).
- Discus**—197-0 Matson (TAM); 2. Carlsen (USC); 3. Stoecker (BYU); 4. Woods (Ore); 5. Ordway (LBS); 6. Swarts (SoColo).
- Javelin**—258-5 Stevenson (PenS); 2. Tushaus (Ariz); 3. Selby (UCLA); 4. McNabb (LSU); 5. Krombolz (PenS); 6. O'Donnell (WS).
- Hammer Throw**—201-3½ Fiore (BC); 2. Pangburn (Bat); 3. Kavanagh (BC); 4. Yuen (Conn); 5. Hart (Army); 6. Graham (Army).
- Triple Jump**—51-3 Fergus (SJS); 2. Rockwell (PENs); Hopkins (Tol); 4. Baxter (NM); 5. Olmstead (UCLA); 6. Danna (BYU).
- 440 Yd. Relay**—39.9 UCLA (Jones, Frey, Copeland, Jackson); 2. BYU; 3. San Jose St.; 4. NM; 5. Wm.; 6. Stan.
- 1 Mile Relay**—3:07.5 UCLA (Gall, Domansky, Copeland, Frey); 2. Cal; 3. SoCal; 4. AbChrist; 5. BG; 6. KyS.
- Team Scoring**—UCLA 81, Brigham Young 33, San Jose St. 32, Nebraska 30, So. California 30, Wash. State 29, Oregon 23, Texas A&M 20, Penn State 20, Villanova 19, Arizona 16, New Mexico 16, Okla. State 16, Boston Col. 16, Kansas 15, Maryland 14, Mich. State 13, L.A. State 10, Colorado 10, Nevada 10, Southern Ill. 9, Stanford 9, California 9, Bates 8, San Diego St. 8, Long Beach St. 8, Miami (O.) 8, Utah State 8, Georgetown 8, Ab. Christian 7, Kentucky St. 7, Toledo 6, Tennessee 6, Texas 6, Murray St. 6, Wichita St. 6, Washington 6, Iowa 5, Connecticut 4, Auburn 4, LSU 4, Army 3, Missouri 3, Ohio U. 2, Colgate 2, Kent St. 2, Western Mich. 2, Bowling Green 2, Minnesota 2, Duke 1, So. Carolina 1, Notre Dame 1, Florida 1, Oklahoma 1, Navy 1, E. Tenn. St. 1.

NCAA INDOOR CHAMPIONSHIPS

March 11-12, 1966

At Detroit, Michigan

60 Yd. Dash—1. 6.0 Greene (Neb); 2. Pollard (MoS); 3. Wallace (KeS); 4. Freeman (MuS); 5. Headley (Neb).

440 Yd. Run—Tie: 48.9 Payne (KaS) and Calhoun (Ok); 3. Stovall (AF); 4. Doyle (SH); 5. Carr (SI).

600 Yd. Run—1. 1:09.4 McGrady (CSt); 2. Carson (IS); 3. Farrell (SJ); 4. Crook (Neb); 5. Brubaker (Mia).

880 Yd. Run—1. 1:51.9 Urbina (G); 2. Patrick (V); 3. Lipscomb (CSt); 4. Crotty (VMI); 5. Norman (EM).

1000 Yd. Run—1. 2:12.9 Germann (SH); 2. Scott (Neb); 3. Paul (K); 4. Farrell (ND); 5. Hartmann (Ill). X

1 Mile Run—1. 4:03.4 Nightingale (KaS); 2. Blair (KeS); 3. Dean (ND); 4. Link (USC); 5. Delany (BYU).

2 Mile Run—1. 8:41.3 Lindgren (WS); 2. Lawson (K); 3. Westman (WS); 4. Brown (Mont); 5. Heinonen (Minn).

60 High Hurdles—1. 7.2 Cerulla (US); 2. Hemery (BU); 3. Kerry (USC); 4. Washington (MiS); 5. Pomphrey (Te).

High Jump—1. 7-0 Burrell (Nev); 2. Costello (Md); 3. Herndon (Mo); 4. Tull (Ok); 5. Heet (USC).

Pole Vault—1. 16-¼ Fosdick (USC); 2. Carter (WV); 3. Canamare (Mi); 4. Barrett (EM); 5. Bizarro (V).

Broad Jump—1. 25-7 Stenius (LAS); 2. Cortez (K); 3. Ard (K); 4. Marks (Md); 5. Garrett (MiS).

Shot Put—1. 61-¾ Woods (SI); 2. Patera (BYU); 3. Bethea (NCA&T); 4. Crews (Mo); 5. Hearnon (Md).

1 Mile Relay—1. 3:16.5 Morgan St. (Pollard, Hawthorn, Brown, Stanback); 2. Central St. (0); 3. Oklahoma; 4. Bowling Green; 5. American U.

2 Mile Relay—1. 7:30.1 Okla. St. (Droke, Perry, Metcalf, Von Ruden); 2. Villanova; 3. Georgetown; 4. So. Cal; 5. Fordham.

Team Scoring: Kansas 14, So. California 13, Central State (Ohio) and Nebraska 12, Kansas State and Oklahoma 9½, Villanova and Morgan State 9, Washington State and Georgetown 8, Seton Hall and Maryland 7, Boston College 6, So. Illinois 5½, Brigham Young, Missouri, Kent State, Manhattan, California State, Utah State, Oklahoma State, Notre Dame and Nevada 5, Boston University, Iowa State and West Virginia 4, Air Force 3½, Michigan, Michigan State, Bates, North Carolina A & T, E. Michigan, Kentucky and St. John's 3, MIT, Murray State, Bowling Green and Montana 2, Tennessee, Fordham, Miami of Ohio, Minnesota, Illinois and American University 1.

N.A.I.A. TRACK AND FIELD MEET

June 3-4, 1966

At Sioux Falls, So. Dakota

100 Yd. Dash—1. 9.5 Hines (Tex.S); 2. 9.5 Anderson (SLa); 3. 9.5 Ray (KyS); 4. 9.5 Mosley (AIA&M); 5. 9.7 Duncan (TSO); 6. 9.7 Bristol (TSO).

220 Yd. Dash—1. 20.6 Roberts (NCC); 2. 20.6 Hines (TSO); 3. 21.0 Fountain (NELa); 4. 21.1 Anderson (SoU); 5. 21.1 Duncan (TSO); 6. 21.3 Evans (TSO).

440 Yd. Dash—1. 45.2 Lewis (SoL); 2. 46.2 Kemp (Kys); 3. 46.2 Stinson (Ark AM&N); 4. 46.4 Johnson (SoLa); 5. 46.5 Miller (Alc A&M); 6. 46.7 Gates (SoLa).

880 Yd. Run—1. 1:48.6 Hunt (TSO); 2. 1:51.5 Boora (CWS); 3. 1:52.0 Harms (Ft. Hays S); 4. 1:52.0 Brock (Okla BapT); 5. 1:52.2 Morenz (SoColoS); 6. 1:52.3 Kane (Pasa.).

1 Mile Run—1. 4:09.5 Nelson (St. Cloud S); 2. 4:09.9 Gould (Omaha U); 3. 4:12.0 Mason (Ft. Hays St.); 4. 4:12.0 Aaberg (L&C); 5. 4:12.2 Hillsdale (Mich); 6. 4:12.2 Cockerham (Cal).

3 Mile Run—1. 13:51.0 Nelson (St. Cloud S); 2. 14:35.6 Lakin (Ft. HS); 3. 14:38.2 Martinez (SoCS); 4. 14:42.2 Whitworth (Wash); 5. 14:54.4 Tighe (Wash); 6. 14:55.2 Clark (Harding).

3000 M Steeplechase—1. 9:17.0 Clark (Harding); 2. 9:18.6 Mason (Ft. HatsS) 3. 9:18.8 Lakin (Ft. HaysS); 4. 9:22.3 Nelson (St.CloudS); 5. 9:28.2 McMahon (Okla-BapT); 6. 9:30.9 Smith (Whitman).

440 Yd. Relay—1. 39.9 Southern La. (Nairn, Harris, Johnson, Anderson); 2. 40.0 TS; 3. 40.6 ArkAM&N; 4. 40.8 SoS; 5. 40.9 Prairie View A&M; 6. 41.4 Cent.Wash.S.

1 Mile Relay—1. 3:10.7 So. La.; 2. 3:11.0 Prairie View A&M; 6. 41.4 Cent. Wash. S.

120 Yd. High Hurdles—1. 13.6 Davenport (SoLa); 2. 13.7 Hicks (TS); 3. 13.8 White (Yankton); 4. 13.9 Coleman (W-S); 5. 13.9 Bristol (TeSo.); 6. 14.8 Schierling (Emp S).

440 Yd Hurdles—1. 53.5 Burles (Willamette); 2. 53.7 Sam (SoLa); 3. 53.8 Coleman (W-S); 4. 54.6 Nairn (SoLa); 5. Schierling (EmpS); 6. 55.1 St. Julian (TS).

Shot Put—1. 57-0 Johnson (Redlands); 2. 56-7½ McLaughlin (Whitworth); 3. 55-5½ Baddy (Prairie View); 4. 52-1¼ Kincaid (AdamsS); 5. 50-9 Rasmussen (Kearney S); 6. 49-6¾ St. Julian (TS).

Triple Jump—1. 47-4½ Owens (SoLa); 2. 47-¼ Adams (EWash S); 3. 46-11 So. La.; 4. 46-2¾ Rath (OshkoshS); 5. 46-0 Rochow (Cent Mich.) 6. 45-9½ Head (Yankton).

High Jump—1. 6.10¼ Hartfield (TS); 2. 6.8 Schmidt (Ft.HaysS); 3. 6.8 Lee (SoLa); 4. 6.8 McGraw (Kearney S); 5. 6.8 Williams (FtHaysS); 6. 6.6 Bateman (Harding).

Pole Vault—1. 15.4 Wilson (EWashS); 2. 15 Waltmire (CalS); 3. 15 Lacine (Sam Houston); 4. 14.6 Triplett (Cent WashS); 5. 14.6 Tie Dukeshere (Kearney) and Johnston (ArkA&M).

Long Jump—1. 24-11¼ Gray (OklaChros); 2. 24-¾ Hunt (West.W); 3. 23-8½ Nairn (SoLa); 4. 23-8¼ Millock (Kearney); 5. 23-8 Goldman (TS); 6. 23-7 Tucker (Cent. Mich. U).

Javelin—1. 231-7 Berentsen (So); 2. 230-10 Lenfant (SoLa); 3. 227 Lahdenper (Cent-WashS); 4. 223-6 Vandergriend (West.S); 5. 218-9 Hendron (WiscS); 6. 212-3 Nelson (Westmont).

Discus—1. 173-2 Johnson (Redlands); 2. 171-0 Black (Sam Houston); 3. 163-9 Jameson (So. La); 4. 163-3 Jackson (Prairie T); 5. 160-9 Francis (Nev); 6. 158-4 Ludwig(Doane)

Team Scoring—1, Southern (La.), 92; 2, Texas Southern 69; 3, Fort Hays State (Kan.), 44; 4, St. Cloud State (Minn.), 24; 5, Central Washington State 20; Southwestern Louisiana, 20; Redlands (Calif.), 20; Prairie View A&M (Tex.), 20; 9, Eastern Washington State, 18; 10, Harding (Ark.), 14; Kentucky State, 14, Sam Houston State (Tex.), 14; Whitworth (Wash.), 14; 14, Arkansas AM&N, 12; Western Washington State, 12; 16, Kearney State (Neb.), 11½; 17, North Carolina A&T College, 10; Oklahoma Christian, 10; Southern Oregon, 10; Willamette (Ore.), 10; Winston-Salem State (N.C.), 10; 22, California St. (Fullerton), 8; Omaha (Neb.), 8; Southern Colorado State, 8; 25, Arkansas A&M, 7½; 26, Yankton (S.D.), 7; Adams A&M (Miss.), 6; Oklahoma Baptist, 6; Northeast Louisiana St., 6; 30, St. Mary's State (Colo.), 4; Lewis and Clark (Ore.), 4; Southern State (Ark.), 4; Oshkosh State (Wis.), 4; Hillsdale (Mich.), 2; Westmont (Calif.), 2; Whitewater State (Wis.), 2; Dickinson State (N.D.), 1; Doane (Neb.), 1; Whitman (Wash.), 1.

NATIONAL AAU ALL-AROUND TRACK AND FIELD CHAMPIONSHIP
at Travers Island, New York

Sept. 11, 1966

Name	100 Yds. Dash		Shot Put		High Jump		880 H. Walk		Hammer Throw	
	Per.	Points	Per.	Points	Per.	Points	Per.	Points	Per.	Points
Murphy	11.0	748	39-1	620	5-4	608	3:32.7	848	131-11	842
Walsh	11.2	706	39-2½	626	6-1	896	4:04.6	689	111-4	595
Cyprus	10.8	790	40-2¾	675	5-4	608	4:01.0	707	152-4	1087
Robinson	10.8	790	40-11	708	5-10	800	4:08.6	669	105-5	524
Urban	11.6	622	44-2	864	5-10	800	4:11.4	655	129-9	816
Berardi	11.1	727	42-8	792	5-2	544	3:58.0	722	94-9	396
Corn	10.8	790	33-7½	358	6-2	928	4:16.7	628	74-4	151
Olson	12.3	475	44-11	900	4-6	288	4:35.7	533	117-0	663
Logan	11.7	601	34-7	404	4-4	224	4:15.8	633	125-9	768
Farah	11.1	727	30.2	188		Out		Out		Out

NATIONAL AAU ALL-AROUND TRACK AND FIELD CHAMPIONSHIP
at Travers Island, New York

Sept. 11, 1966

Name	Pole Vault		120 Yds. H.H.		56# Wt.		Long Jump		Mile Run		Totals
	Per.	Points	Per.	Points	Per.	Points	Per.	Points	Per.	Points	
Murphy	13-6	1336	17.8	670	24-9¼	469	19-9¼	638	5:05.3	762	7541
Walsh	14-0	1432	16.7	835	19-11	236	20-11¾	754	5:49.5	541	7310
Cyprus	13-6	1336	20.1	325	28-3¼	637	19-7½	624	5:56.8	505	7294
Robinson	12-6½	1144	17.7	685	23-11¼	429	18-10¼	550	4:51.1	833	7132
Urban	12-2	1080	17.0	790	24-10¼	473	16-8	340	5:35.5	611	7051
Berardi	13-6	1336	19.7	385	22-6	360	17-7¼	430	5:34.8	615	6307
Corn	14-4½	1500	16.6	850	16-11¼	93	19-11½	656	6:51.0	234	6188
Olson	0	0	21.4	130	23-5¼	405	14-9½	160	7:42.5	0	3554
Logan	9-4	536	0	0		Out		Out		Out	3166
Farah		Out		Out		Out		Out		Out	915

1966 NATIONAL AAU DECATHLON CHAMPIONSHIPS

at Salina, Kansas

July 2-3

Name	100 Meters	Long Jump	Shot Put	High Jump	400 Meters	110 Meters Hurdles	Discus	Pole Vault	Javelin	1500 Meters	Total Points
1. Bill Toomey	10.3	25-6	45-8 ³ / ₄	6-4 ⁷ / ₈	47.3	14.8	147-5 ¹ / ₂	13-0	198-11	4:30.0	8234
2. Russ Hodge	10.3	25-3	54-7 ¹ / ₂	6-1 ¹ / ₂	49.3	15.2	141-6 ¹ / ₂	13-11 ¹ / ₄	197-1 ¹ / ₂	4:43.4	8130
3. Dave Thoreson	11.2	24-8 ³ / ₄	36-11 ¹ / ₂	6-10 ¹ / ₂	51.0	15.2	121-1 ¹ / ₂	13-11 ¹ / ₄	185-1 ¹ / ₈	4:41.5	7475
4. Don Jeisy	10.8	23-8	46-2 ³ / ₄	5-10	51.7	16.1	131-6 ¹ / ₂	15-0	188-3 ⁴ / ₈	4:46.0	7426
5. Larry Melquiod	11.1	21-11	40-6	6-1 ¹ / ₂	50.3	14.5	126-0	13-0	176-3 ⁴ / ₈	4:46.2	7184
6. Norman Johnston	10.9	22-4 ¹ / ₂	38-10 ¹ / ₄	6-1 ¹ / ₂	52.0	14.6	117-11	12-0	159-8 ³ / ₄	4:32.4	7034
7. Jeff Bannister	11.1	22-6 ¹ / ₂	38-0	6-1 ¹ / ₂	49.5	17.0	114-6 ¹ / ₂	12-6	166-3 ⁴ / ₈	4:17.4	7009
8. Alvin Pearman	10.9	24-11 ¹ / ₂	37-10	6-1 ¹ / ₂	50.2	15.6	165-5	13-5 ¹ / ₂	156-0	5:00.5	6945
9. Steve Rogers	11.2	21-8	43-5 ¹ / ₄	6-2 ⁷ / ₈	52.3	15.4	132-2	13-0	131-8	4:46.1	6914
10. Don Ellis	10.6	23-6 ¹ / ₄	44-6	5-8	50.8	19.6	117-1 ¹ / ₂	11-6	140-1 ⁴ / ₈	4:39.8	6703
11. Dennis Stemple	11.4	22-7 ³ / ₄	39-2 ³ / ₄	5-10	53.1	17.6	123-3 ¹ / ₂	13-5 ¹ / ₂	153-10	4:52.1	6557
12. Brian Murphy	11.3	22-0	36-2 ¹ / ₂	5-6	52.1	17.1	118-5 ¹ / ₂	13-6	164-7 ¹ / ₂	4:38.6	6549
13. Don Locke	11.1	21-9 ³ / ₄	37-1 ¹ / ₂	5-8	50.4	16.2	114-5 ¹ / ₂	10-0	148-7 ³ / ₄	4:28.8	6492
14. John Morton	11.7	19-5 ³ / ₄	50-1 ⁴ / ₈	6-1 ¹ / ₂	56.6	16.9	154-7	13-0	150-2	5:19.0	6464
15. Bob Steinhoff	11.0	22-10 ³ / ₄	33-9 ¹ / ₂	6-1	51.5	16.3	98-7 ¹ / ₂	15-0	123-2	5:29.5	6438
16. Harry Winkler	11.3	20-3	48-8 ³ / ₄	5-10	57.7	16.4	140-8 ¹ / ₂	10-6	207-2	5:26.7	6428
17. Jerry Quiller	11.3	21-3 ⁴ / ₈	35-7	5-10	51.5	16.9	115-1 ¹ / ₂	11-6	125-1	4:25.0	6354
18. Paul Lorenz	10.8	22-1 ¹ / ₂	37-2	5-2	50.8	16.6	101-11	11-0	157-4	4:49.1	6298
19. Mike Hanby	11.2	21-4 ¹ / ₂	38-4 ³ / ₄	5-8	50.8	19.2	118-2	13-1	170-3 ⁴ / ₈	5:08.1	6233
20. Mike Garratt	11.4	21-8 ¹ / ₂	50-11 ¹ / ₂	5-11	53.0	17.1	185-9 ¹ / ₂	11-0	148-11	.001	6194
21. Jim Trujillo	11.6	20-10	39-10 ¹ / ₄	5-6	57.3	18.3	113-8 ¹ / ₂	11-6	176-3 ⁴ / ₈	5:29.5	5752
22. Ralph Fusco	11.7	19-5 ¹ / ₂	31-1 ¹ / ₂	5-4	51.9	18.9	92-7	13-0	136-7 ¹ / ₂	4:34.6	5588
23. John Stucki	11.6	20-6	29-7 ¹ / ₂	5-10	52.5	17.3	98-4 ¹ / ₈	11-6	.001	4:17.5	5526
24. Mark Long	11.7	21-3 ¹ / ₄	35-9 ¹ / ₂	5-8	56.0	.001	114-11 ¹ / ₂	11-6	143-3 ⁴ / ₈	4:50-4	5318
25. Bill Smith	10.9	24-9 ³ / ₄	39-3 ⁴ / ₈	6-1 ¹ / ₂	56.3	.001	136-9	.001	140-3	Scratched injury	
26. Charles Modla	12.3	18-1 ¹ / ₂	29-4 ³ / ₄	5-0	100.9	18.9	77-3	.001		5:23.4	3871

NATIONAL SENIOR MEN'S PENTATHLON

Penn Hills, Pennsylvania

July 9, 1966

	Long Jump	Javelin	200M	Discus	1500M	Total Points
1. Jeff Bannister Gorham A.C.	21-3 ⁴ / ₈	173-2 ¹ / ₂	22.	126-10	4:22.3	3512
2. Rich Robinson Fordham A.C.	21-6 ¹ / ₂	166-1	22.8	122-2 ¹ / ₂	4:25.1	3381
3. Bill Urban N.Y.A.C.	21-4 ¹ / ₄	210-4	23.3	128-6	4:54.9	3344
4. Warren Gillette Unatt.	21-6 ¹ / ₄	156-6	21.9	98-10	4:25	3285
5. Jon Albitz Penn Hills St.	20-11	148-4 ¹ / ₂	22.4	123-7	4:53	3140
6. Dave Merkovitz Garden City A.C.	19-5 ³ / ₄	145-10	22.2	123-11 ¹ / ₂	4:44.9	3102
7. Mort Stanfield Penn Hills Striders	19-3 ³ / ₄	176-10 ¹ / ₂	24.4	114-4	4:44.8	2945
8. Fred Samara N.Y.A.C.	21-2 ³ / ₄	137-10	22.4	105-	5:14.6	2881
9. Mike Beckelhimer Colliers, W. Va.	19-2	103-9	23.4	79-5 ¹ / ₂	4:25.4	2585
10. Jon Plowman Gorham A.C.	19-9 ³ / ₄	144-9 ¹ / ₂	23.3	93-8 ¹ / ₂	5:29.8	2575
11. John Logan Philadelphia A.C.	16-2 ³ / ₄	140-6	24.9	93-8	4:53	2344
12. Dave Williams Ft. McClellan, Alabama	21-1 ¹ / ₄	0	23.	76-6 ¹ / ₂	4:52.4	2200
13. Don Lindsey Penn Hills Str.	19-11 ¹ / ₄	0	23.3	79-6	5:20.2	1973
14. Joe Small Penn Hills Str.	15-10 ³ / ₄	151-10 ¹ / ₂	26.4	78-11	5:27.1	1962
15. Roy Wyland Penn Hills Str.	18-1 ¹ / ₂	125-1 ¹ / ₂	24.6	0	5:11.9	1890

A.A.U. DISTRICT ASSOCIATION MEN'S TRACK AND FIELD CHAMPIONSHIPS

	Adirondack	Allegheny Mt.	Central	Central Calif.	Connecticut
100 Yds.	Kline, 10.4	Kline, 10.4	Blank, 10.0	Olison, 9.7	Eriqezzo, 9.7
220 Yds.	Kline, 22.7	Kline, 23.3	Lampkin, 22:2	Smith, 20.4	Eriqezzo, 22.5
440 Yds.		Kline, 51.6	Lampkin, 48:5		Thompson, 49.8
880 Yds.		Fath, 1:57.5	Nilsson, 1:56	Gonzales, 1:56.7	Norris, 1:58.3
Mile	Brown, 4:40	Fath, 4:21.8	Quinian, 4:19	Romero, 4:16.8	Janky, 4:31.6
3 Mile		Hein, 15:49.0	Bukieda, 14:23		Jackowewicz, 9:42.5
3000 M. Stplchs.			Carius, 9:14		
2 Mile Walk		McGlothlin, 15.7	Calef, 15:38	Williams, 14:4	
120 Yd. H.H.		Kline, 55.9	Streeter, 15:1		Zellner, 55.8
440 Yd. H.		MacMillan, 12-6	Williams, 55.2	Whitten, 14-10	Hornor, 13
Pole Vault		Kaufman, 6-3	Yudchitz, 12-6	Janzen, 6-2	Braswell, 6-8 $\frac{3}{4}$
High Jump		Kuzma, 48-2 $\frac{1}{2}$	Conrad, 6-6 $\frac{1}{4}$	Nelson, 52-8	DuPaul, 45-5 $\frac{1}{4}$
16# Shot Put			Viktor, 52-11		Bailey, 182-8
16# Ham. Throw		Etyrnre, 21-11	Hart, 142-5 $\frac{1}{2}$	Bethea, 23-1	Birdsey, 148-2 $\frac{1}{2}$
Long Jump	Hall, 20-10 $\frac{1}{2}$	Edwards, 145-1	Steele, 23-0	Parks, 160-1	Glasper, 47
Discus Throw		Etyrnre, 47-3 $\frac{3}{4}$	Viktor, 162-0	Hunt, 47-2 $\frac{3}{4}$	Martin, 195-6
Triple Jump		Kouvollo, 199-6	Beale, 42-10 $\frac{1}{2}$	Leach, 200-1	Burfoot, 32:12.1
Javelin Throw			McInerny, 217-10 $\frac{1}{2}$		
6 Mile Run					

	District of Columbia	Florida Gold Coast	Hawaiian	Intermountain	Iowa
100 Yds.	Boxer, 10.0	Wright, 9.6	Lincoln, 10.2	Thacker, 10.1	Kirby, 10.1
220 Yds.	O'Keefe, 22.5		Lincoln, 22.7	Thacker, 21.5	Kirby, 22.4
440 Yds.	Wojtech, 48.9	Miller, 50.2	Butterfield, 49.6		Jensen, 52.9
880 Yds.	Wentz, 1:58.8	Hale, 1:54.6	MacDonald, 1:58.7	Barrus, 1:59.4	Jensen, 2:01.4
Mile	O'Boyle, 4:17.6	Barker, 5.17	Sedeno, 4:32.7	Isu, Frosh, 3:21.9	Gusman, 4:38.1
3 Mile			Cole, 16:03.2		Lillis, 15:22.1
3000 M. Stplchs.					Hammer, 17:07.9
2 Mile Walk		Pyers, 10:34.4			McGraw, 16.1
120 Yd. H.H.		Rondeau, 14.7	Martin, 15.9		McGraw, 58.2
440 Yd. H.		Rondeau, 58.4	Hiraki, 58.9	Connelly, 14-6	Cory, 13-6
Pole Vault		Klehm, 13-7	Warren, 12-6	Cunningham, 6-0	Wodderson, 6-6
High Jump		McDougall, 6-4	Enos, 6-4	Bianco, 60-11 $\frac{3}{4}$	Feurbach, 48-9 $\frac{1}{2}$
16# Shot Put		Cooper, 45-8	Windell, 44-5 $\frac{1}{2}$		
16# Ham. Throw					
Long Jump	Dixon, 23-7 $\frac{1}{4}$	Ronald, 22-9 $\frac{1}{4}$	Leong, 21-7 $\frac{1}{4}$		Wagner, 21-7
Discus Throw	Brisbane, 147-7	Cespedes, 143-9 $\frac{1}{2}$	Mailo, 142- $\frac{1}{2}$	Roost, 164-11	Feurbach, 123-0
Triple Jump	Dixon, 47-4 $\frac{1}{2}$	Allen, 43-11 $\frac{1}{2}$	Leong, 43-4	Helton, 45-11	Henderson, 44-2 $\frac{3}{4}$
Javelin Throw	White, 228-1	Jahnigen, 170-8	Souza, 182-9	Deveraux, 216-7	
6 Mile Run	Harris, 32:09.6		Cole, 32:50.4		Henderson, 33:07.2

A.A.U. DISTRICT ASSOCIATION MEN'S TRACK AND FIELD CHAMPIONSHIPS

	Lake Erie	Maine	Metropolitan	Michigan	Middle Atlantic
100 Yds.	Davenport, 9.7	Watson, 10.3	Perry, 9.7	Jackson, 9.7	Colston, 10.2
220 Yds.	Price, 22.4	Watson, 22.6	Carlos, 21.4	Robinson, 21.9	Hornor, 21.5
440 Yds.	Hawthorne, 48.8	Bannister, 50.3	Matthews, 47.2	Romain, 49.8	Duryee, 48.5
880 Yds.	Siefers, 1:55.7	McCann, 2:02.0	Dyce, 1:51.9	Stewart, 1:54.7	Patrick, 1:50.2
Mile	Korinchak, 4:13.7	Burke, 4:38.0	Camien, 4:08.2	Kearney, 4:30.0	Lorenz, 4:06.8
3 Mile	Roski, 15:07.6	Hillgrove, 14:55.5		Reamer, 15:18.8	Lorenz, 14:31.4
3000 M. Stplchs.			Mulligan, 9:33		Donnelly, 9:10.9
2 Mile Walk		Pierce, 19:02.9	Rodgers, 14.4		Dandar, 16:43.3
120 Yd. H.H.	Davenport, 14.7	Ross, 16.0		Cerulla, 14.4	Hall, 14.3
440 Yd. H.	Burt, 25.1	Bannister, 58.5	Rodgers, 53:0		Hornor, 21.5
Pole Vault	Owen, 14-6	Wallace, 11-6	Cyprus, 13		Reynard, 54.0
High Jump	Albright, 6-10	King, 5-10	Mulvihill, 6-2	Roll, 12-0	Bizzaro, 13-6
16# Shot Put	Owen, 54- $\frac{1}{4}$	Hews, 52-3 $\frac{1}{2}$	Gubner, 56-4	Leuchtman, 51-5 $\frac{1}{2}$	O'Meara, 6-7 $\frac{1}{2}$
16# Ham. Throw		Schulte, 193-5 $\frac{1}{2}$	Pagani, 195:3		Sutor, 54-3
Long Jump	Osby, 23-4	Plowman, 21-5 $\frac{1}{2}$	Mays, 25-1 $\frac{3}{4}$	Holland, 24-2	Wilson, 22-9
Discus Throw	Boehler, 150-7 $\frac{1}{2}$	Hews, 151-1	Thompson, 169-9	Flatley, 161-4 $\frac{1}{2}$	Washington, 163-2
Triple Jump		Ross, 43-8	Brooks, 49-6 $\frac{1}{4}$	Holland, 45-0 $\frac{1}{4}$	Sharpe, 49-2
Javelin Throw		Bannister, 170-6	Sonsky, 226-11	Bover, 82-7	Skinner, 24-0
6 Mile Run	Kouvollo, 207-4		Lynch, 29:25.4	Sharkey, 33:06.1	Coppens, 30:39.7

	Midwestern	Minnesota	Mo. Valley	New England	New Jersey
100 Yds.	Kolker, 9.9	Papesh, 10.4	Newsom, 9.9	Lundgren, 10.3	Moon, 9.7
220 Yds.	Kolker, 22.1	Papesh, 22.3	Newsom, 22.4	Lundgren, 22.3	Moon, 21.2
440 Yds.	McGovern, 48.2	Alwin, 52.3	Harms, 49.1	Coleman, 49.1	Freeman, 49.0
880 Yds.	Dau, 1:54.9	Elwell, 1:55.0	Dunkelberg, 1:50.8	Musuck, 1:56.6	Germann, 1:53.6
Mile	Gould, 4:13.1	Alwin, 4:25.7	Mason, 4:10.1	Musuck, 4:18.5	Germann, 4:13.5
3 Mile	Gould, 15:14.2	Mitchell, 15:15.4	Lakin, 13:59.2	Dulong, 14:01.8	Ashton, 14:27.5
3000 M. Stplchs.	Mierau, 10:16.6				
2 Mile Walk	Moran, 8:02.1				
120 Yd. H.H.	White, 14.5	Christian, 15.2	Rose, 17:11.1		Kulik, 15:38.3
440 Yd. H.	Eckhout, 56.4	Christian, 57.0	Schierling, 14.2	Doherty, 15.6	Carty, 14.5
Pole Vault	Dukesherer, 14-2	Hansberger, 13-0	Tague, 54.6		Hanley, 57.1
High Jump	McGraw, 6-6	Martin, 6-0	Burton, 15-4	Thomas, 6-10	Thatcher, 12-6
16# Shot Put		Renslow, 51- $\frac{1}{2}$	Herndon, 6-9 $\frac{3}{4}$		Costello, 6-10
16# Ham. Throw			Crews, 58-11		Watson, 53-5 $\frac{1}{2}$
Long Jump		Erickson, 22-6	Broadnax, 24-4 $\frac{1}{2}$	Fiore, 190-10	Wolfe, 159-10
Discus Throw	Wellman, 155- $\frac{1}{2}$	Reardon, 150-6	Schwartz, 169-1 $\frac{1}{2}$	Wallin, 47-10	Hawkins, 22-2 $\frac{1}{4}$
Triple Jump	Hunter, 46-7	Evans, 46-4	Broadnax, 47-4 $\frac{1}{4}$		Swarts, 182-5
Javelin Throw	Wellman, 206-11 $\frac{1}{2}$	Meyers, 189-1	Floerke, 234-1 $\frac{1}{2}$	Nawrucki, 215-9	Hawkins, 45-5 $\frac{1}{2}$
6 Mile Run				Buschmann, 29:26.2	Donelon, 221

A.A.U. DISTRICT ASSOCIATION MEN'S TRACK AND FIELD CHAMPIONSHIPS

100 Yds. 220 Yds. 440 Yds. 880 Yds. Mile 3 Mile 3000 M. Stplchs. 2 Mile Walk 120 Yd. H.H. 440 Yd. H. Pole Vault High Jump 16# Shot Put 16# Ham. Throw Long Jump Discus Throw Triple Jump Javelin Throw 6 Mile Run	New Mexico Matison, 9.1 Lloyd, 21.5 Rivers, 46.5 Baker, 1:55 D'Orto, 4:19.5 Courkamp, 15:22.7 Loudat, 10:27.2 Medley, 59.9 Powdrell, 15-0 Brannon, 6-7½ Kennedy, 56-4¾ Robinson, 26-4 Kennedy, 158-8¾ Robinson, 53-3-12.5 Christianson, 210-0	Niagara Bingeman, 10.3 Berner, 21.8 Smith, 48.5 Collopy, 1:56.9 Ripple, 4:19.8 Ripple, 15:17.8 Elliott, 14.8 Elliot, 57.5 Torreano, 10-6 McDaniel, 6-6½ Stinson, 47-6 Bingeman, 21-6 Ulrich, 136 Reiber, 42-1 Ulrich, 179-6	North Dakota Klostreich, 10.3 Mailloux, 23.9 Mailloux, 51.7 Alwin, 2:01-5 Alwin, 4:23.6 Schmiechel, 16.7 Schmiechel, 56.1 Manson, 13-5 Wendel, 5-11½ Hoffner, 34-5 Evans, 18-11½ Hagen, 126-10½ Rindt, 39-1 Mackenzie, 138-8	Oklahoma Johnson, 9.9 Powers, 22.0 McVay, 48.2 Brock, 2:00.1 Brock, 4:39.7 McMahon, 14:36.5 Jackson, 15.4 Hill, 10:0 Powers, 5-10 Schneider, 48-0 Jordan, 138-1 Tucker, 45-1½ Mauck, 173-6½ McMahon, 31:50	Oregon Pucket, 9.7 Martin, 22.2 Hill, 49.2 Eburn, 1:57.1 Grelle, 4:01.6 Chambers, 14.9 Henningsgaard, 14-6 Sanguras, 6-7½ Tollefson, 52-7½ Bates, 23-3¾ Bakkensen, 168-0 Ferguson, 46-2½ Burns, 248-0
---	---	---	---	---	---

91

100 Yds. 220 Yds. 440 Yds. 880 Yds. Mile 3 Mile 3000 M. Stplchs. 2 Mile Walk 120 Yd. H.H. 440 Yd. H. Pole Vault High Jump 16# Shot Put 16# Ham. Throw Long Jump Discus Throw Triple Jump Javelin Throw 6 Mile Run	Pacific Hines, 9.7 Smith, 20.0 Evans, 46.1 Fishback, 1:51.0 Price, 4:06.5 Deigado, 15:06.8 Oakley, 9:46.0 Duran, 15:56.6 Rogers, 14.6 Wyatt, 51.4 Phillips, 16-8 Johnson, 6-10 Maggard, 16-2½ Ballard, 177-4¾ Horn, 26-½ Weill, 186-6½ Horn, 51-5¾ Connolly, 223-5 Lowry, 33:30.8	Pacific Southwest Heckler, 9.7 Heckler, 21.6 Hafer, 49.1 Cerveny, 1:55.1 Valencia 4:14.2 Martin, 14:53.2 Hanna, Jr., 17:42.7 French, 14.9 Stewart, 58.6 Kalmar, 15-1 Greenwood, 6-4 Hiscock, 52-10½ Robinson, 22-¾ Bishop, 147-2 Butler, 46-5½ Dice, 192-9½ Gookin, 32:00.0	South Atlantic Bethea, 10.0 Bethea, 21.9 Lee, 47.7 Burns, 1:52.7 Messenger, 4:15.2 Scharf, 14:14.6 Bethea, 14.3 Startt, 58.7 Goode, 13-6 Betts, 6-2 McComas, 52-8 Cockey, 21-1 McComas, 153-4 Betts, 44-6½ Christison, 219-0 Scharf, 29:22.0	Southern LeBlane, 9.7 Ford, 21.7 Soutuelo, 49.8 Wodson, 1:52.9 Arsuaga, 4:12.6 Robinson, 14:50.8 Chapman, 14.4 Manard, 14-6 Geyer, 6-9 Struppeck, 51-0 Wax, 156-4 Owens, 47-4½ McNabb, 238-0	Southern Pacific Busby, 9.4 Busby, 20.6 Banks, 47.8 Perry, 1:50.9 Mellady, 4:11.0 Ortiz, 14:43.7 McCullough, 14.0 Vanderstock, 50.7 Seagren, 17-0 Dobroth, 7-0 O'Brien, 62-5 Connolly, 224-6 Proctor, 25-4¾ Babka, 202-3 Craig, 51-11 Red, 256-7 Kimball, 29:42.8
---	---	---	---	--	---

A.A.U. DISTRICT ASSOCIATION MEN'S TRACK AND FIELD CHAMPIONSHIPS

100 Yds. 220 Yds. 440 Yds. 880 Yds. Mile 3 Mile 3000 M. Stplchs. 2 Mile Walk 120 Yd. H.H. 440 Yd. H. Pole Vault High Jump 16# Shot Put 16# Ham. Throw Long Jump Discus Throw Triple Jump Javelin Throw 6 Mile Run	Virginia Johnson, 10.0 Johnson, 21.7 Gibbs, 49.1 Williams, 1:59.9 Williams, 4:25.5 Wallio, 17:16.3 Saunders, 11:13.9 Fenigshohn, 20:25.0 McCaskill, 14.8 Johnson, 21.7 McCaskill, 57.0 Stone, 14-0 Freeman, 6-8 Davis, 42-4½ Giles, 73-7 Decher, 21-9¼ Davis, 127-1 Kahle, 43-10½ Davis, 148-9 Goldston, 36:25.9	Wisconsin Bonds, 11.2 Murray, 22.2 Winzenreid, 48.2 Thornton, 1:53.9 Oaks, 13-6 Rath, 6-2 Seifert, 50-2¼ Schaefer, 162-8 Draghicchio, 22-½ Fuhs, 143-8½ McDowell, 44-9¾ Pagac, 184-4½
---	---	--

92

1966 ALL AMERICAN TEAM

WOMEN

Selected by the Women's National Track & Field Committee

- 80 Meter Hurdles**—Cherrie Sherrard, Laurel Track Club.
200 Meter Hurdles—Pat Van Wolvelaere, Angles Track Club.
200 yard Dash—Wyomia Tyus, Tennessee State.
200 Yard Dash—Edith McGuire, Tennessee State.
440 Yard Run—Charlotte Cooke, Los Angeles Mercuresses.
880 Yard Run—Charlotte Cooke, Los Angeles Mercuresses.
1500 Meter Run—Doris Brown, Falcon Track Club.
Long Jump—Willye White, Mayor Daley Youth Foundation.
High Jump—Eleanor Montgomery, Tennessee State.
4 Kilo Shot Put—Lynn Graham, Southern Pacific AAU.
Discus—Carol Moseke, Midwestern AAU.
Javelin—ReNae Bair, San Diego Track Club.
Pentathlon—Pat Winslow.

GIRLS

- 50 Yard Hurdle**—Denise Paschal, Laurel Track Club.
50 Yard Dash—Pernetta Glenn, Compton Track Club.
100 Yard Dash—Pernetta Glenn, Compton Track Club.
220 Yard Dash—Georgia Johnson, Metro Track Club.
440 Yard Run—Kathy Hammond, Will's Spikettes.
880 Yard Run—Dino Lowrey, Will's Spikettes
Long Jump—Bethie McBride, Liberty Athletic Club.
High Jump—Diane Waters, Frederick, Maryland.
8-lb. Shot Put—Maren Seidler, Georgia AAU.
Discus—Ranee, Ketchka, Midwestern AAU.
Javelin—Barbara Friedrich, Shore Athletic Club.

Olympic Track and Field Champions—Women

(Track & Field Events Added to Olympic Program 1928)

(*Denotes Olympic Record)

100 METERS RUN

1928	E. Robinson, U.S.	12.2s
1932	B. Walsaniewicz, Poland	11.9s
1936	Helen Stephens, U.S.	11.5s
1948	Fanny Blankers-Koen, Holland	11.9s
1952	Marjorie Jackson, Australia	11.5s
1956	Betty Cuthbert, Australia	11.5s
1960	Wilma Rudolph, U.S.	11.0s
1964	Wyomia Tyus, U.S.	11.4s

200 METERS RUN

1948	Fanny Blankers-Koen, Holland	24.4s
1952	Marjorie Jackson, Australia	23.7s
1956	Betty Cuthbert, Australia	23.4s
1960	Wilma Rudolph, U.S.	24.0s
1964	Edith McGuire, U.S.	23.0s

400 METERS RUN

1964	Betty Cuthbert, Australia	*52.0
------	---------------------------	-------

800 METERS RUN

1928	L. Hadke, Germany	2m.16.8s
1960	Ludmila Shuvoeva, U.S.S.R.	2m.4.3s
1964	Ann Packer, Gt. Brit.	*2m.1.1s

400 METERS RELAY

1928	Canada (F. Rosenfeld, E. M. Smith, Florence Bell, M. A. Cook)	48.4s
1932	United States (Mary Carew, Annette Rogers, Evelyn Furtsch, Wilhelmina Van Bremen)	47s
1936	United States (Harriet Bland, Annette Rogers, Elizabeth Robinson, Helen Stephens)	46.9s
1948	Holland (X. Stad-DeJong, J. J. M. Witzlers-Timmer, G. J. M. Van Der Kade, F. E. Blankers-Koen)	47.5s
1952	United States (M. Faggs, B. Jones, J. Moreau, C. Hardy)	45.9s
1956	Australia (S. de La Hunty, N. Croker, F. Mellor, B. Cuthbert)	44.5s
1960	United States (M. Hudson, L. Williams, B. Jones, W. Rudolph)	44.5s
1964	Poland (T. Ciepla, I. Kirszenstein, H. Gorecka, E. Klobukowska)	*43.6

BROAD JUMP

1948	V. O. Gyarmati, Hungary	18ft. 8¼in.
1952	Yvette Williams, N. Zealand	20ft. 5¼in.
1956	Elzbieta Krzeskiska, Poland	20ft. 9¼in.
1960	Vera Krepkina, U.S.S.R.	20ft. 10¼in.
1964	Mary Rand, Gt. Brit.	*22ft. 2¼in.

RUNNING HIGH JUMP

1928	E. Catherwood, Canada	5ft. 3in.
1932	Jean Shiley, U.S.	5ft. 5¼in.
1936	Ibolya Czak, Hungary	5ft. 3in.
1948	Alice Coachman, U.S.	5ft. 6¼in.
1952	Esther Brand, So. Africa	5ft. 5¼in.
1956	Mildred McDaniel, U.S.	5ft. 9¼in.
1960	Iolanda Balas, Rumania	6ft. ¼in.
1964	Iolanda Balas, Rumania	*6ft. 2¼in.

SHOT PUT

1948	M. Ostermeyer, France	45ft. 1½in.
1952	Galina Zybina, U.S.S.R.	50ft. 1½in.
1956	Tamara Tychkevitch, U.S.S.R.	54ft. 5in.
1960	Tamara Press, U.S.S.R.	56ft. 9¼in.
1964	Tamara Press, U.S.S.R.	*55ft. 6¼in.

80 METERS HURDLES

1932	Mildred Didrikson, U.S.	11.7s
1936	Trebisonda Valla, Italy	11.7s
1948	Fanny Blankers-Koen, Holland	11.2s
1952	Shirley Strickland de la Hunty, Aus.	10.9s
1956	Shirley Strickland de la Hunty, Aus.	10.7s
1960	Irina Press, U.S.S.R.	10.8s
1964	Karin Balzer, Germany	10.5s

DISCUS THROW

1928	H. Konopacka, Poland	129ft. 11¼in.
1932	Lillian Copeland, U.S.	133ft. 2in.
1936	Gisela Mauermayer, Germany	156ft. 3.3-16in.
1948	M. Ostermeyer, France	137ft. 6¼in.
1952	Nina Romaschkova, U.S.S.R.	168ft. 8¼in.
1956	Olga Fikotova, Czechoslovakia	176ft. 1½in.
1960	Nina Ponomareva, U.S.S.R.	180ft. 8in.
1964	Tamara Press, U.S.S.R.	*187ft. 10½in.

JAVELIN

1932	Mildred Didrikson, U.S.	143ft. 4in.
1936	Tilly Fleischer, Ger.	145ft. 2¼in.
1948	H. Bauma, Austria	149ft. 6in.
1952	D. Zatopekova, Czecho.	165ft. 7in.
1956	Inessa Janzeme, U.S.S.R.	176ft. 8in.
1960	Elvira Ozolina, U.S.S.R.	183ft. 8in.
1964	Mihaela Penes, Rumania	*198ft. 7¼in.

PENTATHLON

1964	Irina Press, U.S.S.R.	*5,246 pts.
------	-----------------------	-------------

OLYMPIC RECORDS—WOMEN

(All Established in 1964 at Tokyo, except item marked * made in Rome 1960)

100m. run	11.2s.	Wyomia Tyus	United States	Heat
200m. run	23.0s.	Edith McGuire	United States	Final
400m. run	52.0s.	Betty Cuthbert	Australia	Final
800m. run	2m. 1.1s.	Ann Packer	Great Britain	Final
80m. hurdles	10.6s.	*Irina Press	U.S.S.R.	Final
	10.6s.	Pamela Kilborn	Australia	Semi-Finals
	10.6s.	Karin Balzer	Germany	Semi-Finals
High Jump	1.90m. (6-2¾)	Iolanda Balas	Rumania	Final
Discus	57.27m. (187-10½)	Tamara Press	U.S.S.R.	Final

1966 WOMEN'S INDOOR TRACK & FIELD CHAMPIONS



CHARLOTTE COOK
440 Yd. Dash



ELEANOR MONTGOMERY
High Jump




JOAN WHITEHEAD
Shot Put



BARBARA FRIEDRICH
Basketball Throw



4 Lap Relay
TENN. STATE
Edith McGuire, Matilene Rander
Evelyn Harvey, Wyomia Tyus



JUNER BELLEW
Makes Indoor Team Championship
Presentation to Tenn. State

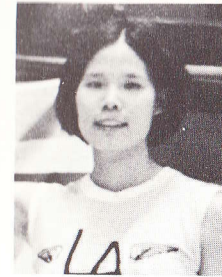


1060 Yd. Relay
MAYOR DALEY
YOUTH FOUNDATION
(N. Harris, Liz Loney, Mammie Rallins,
W. White)


1966 WOMEN'S INDOOR TRACK & FIELD CHAMPIONS



WYOMIA TYUS
60 Yds.



CHI CHENG
60 Y. H.
Long Jump



EDITH McGUIRE
200 Yds.

NATIONAL AAU WOMEN'S INDOOR CHAMPIONSHIPS

March 4-5, 1966


At Albuquerque, New Mexico

- 60-Yard Dash**—1. 6.5, Wyomia Tyus, Tennessee A & I; 2. 6.7, Edith McGuire, Tennessee A & I, 3. 6.8, Barbara Ferrell, L.A. Mercuresses; 4. 6.9, Regina Wade, Ft. Worth; 5. 7.0, Matilene Rander, Tennessee A & I; 6. no time, Irene Obers, Laurel T.C.
- 60-Yard Hurdles**—1. 7.6, Chi Cheng, Nationalist China; 2. 7.6, Cheryl Sherrard, Laurel T.C.; 3. 7.8, Tammy Davis, Tennessee A. & I; 4. 7.9, Mammie Rallins, Chicago; 5. 7.9, Janis Rinehart, Lubbock, T.C.; 6 no time, Lucile Brown, Laurel T.C.
- 220-Yard Dash**—1. 24.1, Edith McGuire, Tennessee A & I; 2. 24.4, Norman Harris, Chicago; 3. 24.4, Wyomia Tyus, Tennessee A & I; 4. 25.1, Karen Dennis, Detroit T.C.
- 880-Yard Run**—1. 2:08.6, Szusza Nagy-Szabo, Hungary; 2. 2:11.8, Marie Mulder, Camp Springs, Md.; 3. 2:12.3, Sandra Knott, Cleveland; 4. 2:15.0, Francie Kraker, S.E., Michigan; 5. 2:15.1, Suzie Byersdorfer, Wills Spikettes.
- 440-Yard Run**—1. 54.2, Charlotte Cook, Compton Calif.; 2. 55.6, Una Morris, Jamaica; 3. 56.2, Kathy Hammond, Wills Spikettes; 4. 58.6, Diane Knight, Cullen Jr. High; 5. 61.3, Dino Lowrey, Wills Spikettes.
- 704-Yard 4-lap Relay**—1. 1:18.5, (Edith McGuire, Matilene Rander, Evelyn Harvey, Wyomia Tyus), Tennessee A & I; 2. 1:22.0, Lubbock T.C.; 3. 1:22.0, Laurel T.C.
- 1060-Yard Medley Relay**—1. 2:08.5, (Les Loney, Willye White, Mammie Rallins, Norma Harris), Chicago, Major Daley Y.F.; 2. 2:09.9, Detroit, T.C.; 3. 2:12.6, Ohio Track Club; 4. 2:15.2, Wills Spikettes.
- High Jump**—1. 5-8, Eleanor Montgomery, Tennessee A & I; 2. 5-7, Estelle Baskerville, Tennessee A & I; 3. 5-2, Denise Paschal, Laurel T.C.; 4. 5-0, Connië J. Peterson, Kalispell Timberettes; 5.0, Julie Farr, Ohio Track Club; 6. 4-10, Cathy Wade, unattached.
- Long Jump**—1. 19-9½, Chi Cheng, Nationalist China; 2. 19-6¼, Willye White, Chicago; 3. 18-8½, Martha Watson, Tennessee A & I; 4. 18-6¼, Calantha Rallins, Tennessee A & I; 5. 17-11¾, Ordellia Smith, Crown City T.C.; 6. 16-11¼, Denise Paschal, Laurel T.C.
- Shot Put**—1. 40-11¾, Joan Whitehead, Indian T.C.; 2. 40-5½, Ann Kaufman, Topeka; 3. 40-5¼, Tania Nay, Millbrae Lions T.C.; 4. 38-1, Sherry Calvert S.C. Missiles; 5. 35-8, Shirley McCondichie, Chicago; 6. 35-6½, Bethel Stout, Albuquerque.
- Basketball Throw**—1. 134-10, Barbara Friedrich, Shore A.C., New Jersey; 2. 107-11, Nancy Putman, Kalispell Timberettes; 3. 102-8, Louise Gerrish, Ann Arbor, Mich.; 4. 100-1, Shirley McCondichie, Chicago; 5. 95-4, Sherry Calvert, S.C. Missiles; 6. 94-2, D. Dunn, S.C. Missiles.
- Team Standing**—Tennessee A & I 33, Chicago Mayor Daley Y. F. 13, Laurel T.C. 7, Shore A.C. 5, Indian T.C. 5, Kalispell Timberettes, Montana 4, Southeast Michigan, Ann Arbor 4, Detroit T.C. 4, Wills Spikettes, Sacramento 4, Cosmo T.C., Topeka 3, Cleveland Dept Rec. 3, Lubbock T. C. 3, Millbrae T. C. Calif. 2, L. A. Mercuresses 2, Ohio Track Club 2, Ft. Worth T.C. 1, Gulf AAU 1.

1966 SHORE A.C. WOMEN'S OUTDOOR CHAMPIONS



WYOMIA TYUS
100 - 220 Yd.



CAROL MOSEKE
Discus



CHARLOTTE COOK
440 - 880 Yd.




DORIS BROWN
1500 M.




PAT VAN WOLVELAERE
200 M. H.



CHERRIE SHERRARD
100 M. H.



RAENAE BAIR
Javelin



LYNN GRAHAM
Shot

1966 NATIONAL AAU WOMEN'S OUTDOOR CHAMPIONS



ELEANOR MONTGOMERY
High Jump



WILLYE WHITE
Long Jump



PAT WINSLOW
Pentathlon

WOMEN'S NATIONAL AAU CROSS-COUNTRY

1. 7:51.2, Doris Brown, Falcon TC;
2. 8:29, Marie Mulder, Camp Springs, Md.;
3. 8:35, Natalie Rocha, Will's Spikettes;
4. 8:40, Cheryl Pedlow, Hoosier TC;
5. 8:44, Lori Schutt, unatt.;
6. 8:47, Pat Cole, Crown Cities TC.

TEAM CHAMPION: Will's Spikettes.

**NATIONAL AAU WOMEN'S AND GIRL'S OUTDOOR
CHAMPIONSHIP Women's Division
JUNE 30-JULY 1-2, 1966 FREDERICK, MARYLAND**

- 100-Yard Dash**—1. 10.5, Wyoma Tyus, Tenn. State; 2. 10.8, Edith McGuire, Tenn. State; 3. 10.9, Barbara Ferrell, L. A. Mercuertes; 4. 11.0, Dee DeBusk, Santa Ynez; 5. 11.1, Madeline Render, Tenn. State; 6. 11.2, Shirley Lenyoun, San Diego.
- 220-Yard Dash**—1. 23.8, Wyoma Tyus, Tenn. State; 2. 23.9, Barbara Ferrell, L. A. Mercuertes; 3. 24.0, Edith McGuire, Tenn. State; 4. 24.8, Georgia Johnson, Metro. TC; 5. 25.0, Shirley Lenyoun, San Diego; 6. 25.3, Irene Obera, Laurel TC.
- 440-Yard Run**—1. 53.4, Charlotte Cook, L. A. Mercuertes; 2. 55.7, Delores Stoneback, Seattle Olympic Club; 3. 55.7, Chris Iverson, SFVR; 4. 57.6, Jarvis Scott, L. A. Mercuertes; 5. 58.1, Jane Burnett, Sports Int. CT; 6. 58.9, Linda Kloster, Oregon Girls TC.
- 80-Meter Hurdles**—1. 10.7s, Cherrie Serrard, Laurel TC; 2. 11.0, Mamie Rallins, MDYF; 3. 11.1, Tammy Davis, Tenn. State; 4. 11.2, Jennifer Wingerson, Toronto; 5. 11.5, Denise Paschal, Laurel TC; 6. 11.6, Kathryn Carlson, Westport Rec.
- 880-Yard Run**—1. 2:05.0, Charlotte Cook, L. A. Mercuertes; 2. 2:06.2, Madeline Manning, Cleveland Rec.; 3. 2:10.9, Frances Kraker, S. E. Michigamges; 4. 2:12.7, Lori Schutt, Unatt.; 5. 2:13.5, Sandra Knott, Cleveland Rec.; 6. 2:15-8, Natalie Rocha, So. Calif. Missiles.
- 1500-Meter Run**—1. 4:20.2, Doris Brown, Falcon TC; 2. 4:36.6, Marie Mulder, Washington Spikettes; 3. 4:37.3, Frances Kraker, SE Michigamges; 4. 4:39.7, Lori Schutt, Unatt.; 5. 4:42.9, Cathy DeStout, San Diego; 6. 4:46.1, Sandra Knott, Cleveland Rec.
- 200-Meter Hurdles**—1. 27.6, Pat Van Wolvelaere, Angels TC; 2. 28.1, Mamie Rallins, MDYF; 3. 28.7, Kathryn Carlson, Westport Rec.; 4. 29.3, Violet Dunn, L.A. Mercuertes; 5. 30.5, Inge Jensen, Delaware T&F; 6. D.N.F., Lottie Thomas, Detroit TC.
- 440-Yard Relay (4x110)**—1. 45.7, Tenn. State "A"; 2. 47.5, Tenn. State "B"; 3. 47.5, Detroit TC; 4. 47.7, Texas Southern; 5. 47.8, Oregon TC; 6. 47.8, Laurel TC.
- 880-Yard Relay Medley (220x110x110x440)**—1. 1:44.3, Cleveland Rec.; 2. 1:46.9, Westport Rec.; 3. 1:47.0, Angels TC; 4. 1:47.5, Long Beach Comets; 5. 1:47.6, Will's Spikettes; 6. 1:48.3, Oregon Girls TC.
- High Jump**—1. 5-7, Eleanor Montgomery, Tenn. State; 2. 5-5, Estelle Baskerville, Tenn. State; 3. 5-4, Patricia Clark, N.Y. P.A.L.; 4. 5-4, Diane Waters, Frederick T&F; 5. 5-4, Connie J. Peterson, Timberettes; 6. 5-2, Susan Tefft, Westport Rec.
- Long Jump**—1. 20-7½, Willve White, MDYF; 2. 19-9¼, Martha Watson, Tenn. State; 3. 19-1½, Beth McBride, Liberty AC; 4. 19-1½, Jennifer Wingerson, Toronto; 5. 18-8¾, Denise Paschal, Laurel TC; 6. 18-1¾, Ordellia Smith, Crown Cities T&F.
- Discus**—1. 159-8, Carol Moseke, Nebraska; 2. 145-6, Cynthia Wyatt, Unatt.; 3. 143-9, Nancy Norberg, Unatt.; 4. 140-1, Helen Thayer, Falcon TC; 5. 137-3, Marian Washington, Delaware T&F; 6. 132-9, Rancee Kletchka, Nebraska.
- 4-Kilo Shot-Put**—1. 47-11¾, Lynn Graham, Unatt.; 2. 44-5, Carol Moseka, Nebraska; 3. 43-6, Marion Seidler, Greater Atlantic T&F; 4. 42-10¾, Cynthia Wyatt, Unatt.; 5. 40-0, Sherry Calvert, So. Calif. Missiles; 6. 39-7½, Janis Ann Nay, Millbrae Lions.
- Javelin**—1. 174-10, RaNae Bair, San Diego; 2. 174-3, Barbara Friedrich Shore AC; 3. 159-5, Louise Gerrish, S.E. Mich.; 4. 154-6, Barbara Brandin, Crown Cities T&F; 5. 151-2, Jean Sweeney, Ohio TC; 6. 140-3, Carol Moseke, Nebraska.
- Team Score:** 1. 86, Tennessee State University; 2. 42, Los Angeles Mercuertes; 3. 26, Mayor Daly's Youth Foundation; 4. 21, Cleveland Recreation; 5. 20, Nebraska; 6. 18, Angels Track Club (Wash.); 7. 18, Southeast Michigamges; 8. 16, Laurel Track Club; 9. 15, San Diego Track Club; 10. 14, Falcon Track Club; 11. 14, Westport Recreation.

**NATIONAL AAU WOMEN'S AND GIRL'S OUTDOOR
CHAMPIONSHIP
Girl's Division**

JUNE 30-JULY 1-2, 1966 FREDERICK, MARYLAND

- 50-Yard Dash**—1. 6.0, Pernetta Glenn, Compton TC; 2. 6.0, Georgia Johnson, Metro TC; 3. 6.1, Carolyn Coleman, Detroit TC; 4. 6.2, Barbara Sowden, Delaware TC; 5. 6.2, Gretchen Brown, Ohio TC; 6. 6.3, Iris Davis, Tenn. State.
- 50-Yard H**—1. 6.7, Denise Paschal, Laurel TC; 2. 7.0, Lottie Thomas, Detroit TC; 3. 7.0, Gail Boyd, Oregon Girls TC; 4. 7.1, Lynette Jordan, Unatt.; 5. 7.1, Beth McBride, Liberty AC; 6. 7.2, Diane Vann, Topeka Cosmos.
- 100-Yard Dash**—1. 10.8, Pernetta Glenn, Compton TC; 2. 11.2, Mildrette Netter, Tenn. State; 3. 11.2, Jenda Jones, Unatt.; 4. 11.2, Iris Davis, Tenn. State; 5. 11.2, Janice Hughes, Oregon Girls TC; 6. 11.3, Roxanne Logue, Unatt.
- 220-Yard Dash**—1. 24.9, Georgia Johnson, Metro TC; 2. 25.1, Pat Van Wolvelaere, Angels TC; 3. 25.5, Mildrette Netter, Tenn. State; 4. 25.5, Margaret Johnson, Oregon Girls TC; 5. 25.6, Roxanne Logue, Unatt.; 6. 25.7, Karen Dennis, Detroit TC.
- 440-Yard Dash**—1. 56.1, Kathy Hammon, Will's Spikettes; 2. 56.4, Donna Jackson, Westport Rec.; 3. 57.1, Christie Smallwood, Frederick T&F; 4. 57.2, Jeanene Jaton, Angels TC; 5. 57.5, Diane Knight, Cullen Jr. H.S.; 6. 58.4, Deborah Babridge, Detroit TC.
- 880-Yard Run**—1. 2:15.2, Dino Lowery, Will's Spikettes; 2. 2:16.2, Beth Hudson, Ohio TC; 3. 2:16.3, Cynthia Steer, Nashua TC; 4. 2:16.7, Susie Byersdorfer, Will's Spikettes; 5. 2:17.2, Shelly Marshall, Atoms TC; 6. 2:18.1, Patricia Noran, Crown Cities T & F.
- 440-Yard Relay (4x110)**—1. 57.8, Detroit TC; 2. 48.4, Tenn. State "A"; 3. 48.6, Phila. Penn. TC; 4. 48.9, St. Louis Blues; 5. 49.3, Mississippi TC; 6. 49.8, Compton TC.
- 880-Yard Relay (4x220)**—1. 1:42.7, Long Beach Comets; 2. 1:43.6, Oregon Girls TC; 3. 1:44.0, Will's Spikettes; 4. 1:44.3, Cleveland; 5. 1:44-5, St. Louis Blues; 6. 1:44-6, Atoms "B".
- High Jump**—1. 5-4, Diane Waters, Frederick T&F; 2. 5-3, Julie Farr, Ohio TC; 3. 5-2, Franzetta Parham, Isleton AC; 4. 5-1, Denise Paschal, Laurel TC; 5. 5-0, Elaine Coney, Compton TC; 6. 5-0, Brenda Crawford, Crown Cities T&F.
- Long Jump**—1. 19-7¾, Beth McBride, Liberty AC; 2. 19-3¼, Denise Paschal, Laurel TC; 3. 18-7, Ordellia Smith, Crown Cities T&F; 4. 18-6, Barbara Emerson, Crown Cities T&F; 5. 18-4½, Franzetta Parham, Isleton AC; 6. 18-3¾, Linda Adams, Topeka Cosmos.
- 8-lb. Shot-Put**—1. 43-9¼, Marion Seidler, Greater Atlanta; 2. 42-0, Rancee Kletchka, Nebraska; 3. 40-4¼, Pauline Conwell, Angels TC; 4. 40-2, Sherry Calvert, Southern California Missiles; 5. 39-6¼, Melissa Corrum, Oregon Girls TC; 6. 37-11, Ree Bradshaw, Unatt.
- Discus**—1. 136-9, Rancee Kletchka, Nebraska; 2. 125-5, Virginia Dearing, Santa Ynez; 3. 118-1, Nancy Vieira, Unatt.; 4. 115-1, Patricia Lux, Delaware T&F; 5. 109-10, Jean Toohey, Nebraska; 6. 108-9, Carolyn Keith, Lemoore H.S.
- Javelin**—1. 169-6, Barbara Friedrich, Shore AC; 2. 155-10, Jean Sweeney, Ohio TC; 3. 153-1, Louise Gerrish, SE Mich.; 4. 142-11, Eunicebeth Hollis, Crown Cities T&F; 5. 140-10, Sherry Calvert, So. Calif. Missiles; 6. 140-9, Bayda Shelton, San Diego.
- Team Score:** 30, Will's Spikettes; 27, Tennessee State University; 26, Detroit Track Club; 26, Ohio Track Club; 23, Compton Track Club; 22, Laurel Track Club; 22, Oregon Girls Track Club; 20, Nebraska; 18, Metro Track Club; 18, Angels Track Club (Wash.); 16, Frederick Track Club; 16, Crown Cities Track Club,

NATIONAL AAU WOMEN'S JR. INDOOR TRACK

& FIELD CHAMPIONSHIPS

March 12, 1966 Whitworth College, Spokane, Wash.

- 50-Yard Dash**—1. 6.4, Joyce Meheden, Lethbridge T & F; 2. 6.5, Gloria Luders, Seattle Olympic Club; 3. 6.5, Gail Boyd, Lebanon H.S.; 4. 6.55, Camille Meehan, Seattle Olympic Club; 5. no time, Karen Nelson, Lebanon H.S.; 6. no time, Pauline Conwell, Angels T & F.
- 50-Yard Hurdles**—1. 7.1, Pa Van Wolvelaere, Angels T & F; 2. 7.1, Gail Boyd, Lebanon H.S.; 3. 7.2, Connie Peterson, Kalispell Timberettes; 4. 7.5, Joyce Meheden, Lethbridge T & F; 5. 7.6, Mary Jany Buillaume, Trail T & F; 6. 7.7, Pat McBurnen, Seattle Olympic Club.
- 100-Yard Dash**—1. 12.6, Lynda Cooper, Seattle Olympic Club; 2. 12.7, Connie Servo, Angels T & F; 3. 12.9, Karen Nelson, Lebanon H.S.; 4. 13.0, Terry Finch, Spokane Athletic Club; 5. 12.75, Violet Jittler, Richmond T & F; 6. 13.0, Connie Peterson, Kalispell Timberettes.
- 880-Yard Run**—1. 2:30.3, Violet Jittler, Richmond T & F; 2. 2:31.7, Victoria Foltz, Seattle Olympic; 3. 2:33, Pat Mills, Richmond T & F; 4. 2:43, Helga Hofler, Richmond T & F; 5. 2:44.1, Joan Schwald, Seattle Olympic Club; 6. 2:45, Shirley Cleaveley, Trail T & F.
- 440-Yard Run**—1. 63.2, Pat Van Wolvelaere, Angels T & F; 2. 64.7, Gail Boyd, Lebanon H.S.; 3. 66.7, Paula Morrissey, Seattle Olympic Club; 4. 67.8, Helga Hofler, Richmond T & F; 5. 67.9, Kathy Kembel, Kalispell Timberettes; 6. 68.0, Bev Scott, Richmond T & F.
- 220-Yard Run**—1. 28.9, Linda Cooper, Seattle Olympic Club; 2. 29.1, Denise Bunch, Seattle Olympic Club; 3. 29.3, Janene Jatton, Angels T & F; 4. 29.6, Karen Nelson, Lebanon H.S.; 5. 29.3, Mary Coffin, Trail T & F; 6. 29.6, Vicki Clark, Angels T & F.
- 440-Yard Relay**—1. 55.0, Seattle Olympic Club; 2. 56.4, Kalispell Timberettes; 3. 56.9, Trail T & F.
- 880-Yard Medley**—1. 2:01, Angels Track Team; 2. 2:02.7, Richmond Track & Field Club; 3. no time, Kalispell Timberettes; 4. Seattle Olympic Club, disqualified.
- High Jump**—1. 4-11, Becky Nelson, Spokane T & F; 2. 4-9¾, Lynda Fowler, Trail T & F; 3. 4-7½, Mary Coffin, Trail T & F; 4. 4-7½, Linda White, Okanogan T & F; 5. 4-7½, Elizabeth Knox, Okanogan T & F; 6. 4-6½, Edith Davis, Riverside T & F.
- Long Jump**—1. 16-11, Joyce Meheden, Lethbridge T & F; 2. 16-5, Betsey George, Trial T & F; 3. 16-1¼, Gloria Luders, Seattle Olympic Club; 4. 15-11, Marie Spawage, Richmond T & F; 5. 15-10½, Mary Jane Guillaume, Trail T & F; 6. 15-5¼, Merridy Taylor, Kalispell Timberettes.
- Shot Put**—1. 36-8½, Nancy Putnam, Kalispell Timberettes; 2. 36-5½, Carol Gemer, Lethbridge T & F; 4. 16-1, Pauline Conwell, Angels T & F; 4. 36½, Carol Gemer, Okanogan T & F; 5. 31-2¾, Cherly Patterson, Lebanon H. S.; 6. 29-8½, Shelley Wichert, Trail T & F.
- Basketball Throw**—1. 103-4, Diane Franklin, Hot Springs Girls Track; 2. 92-3, Nancy Putnam, Kalispell Timberettes; 3. 86-8, Alicia Hammer, Angels T & F; 4. 86-4, Carol Gemer, Lethbridge T & F; 5. 83-6, Cindy Burns, Seattle Olympic; 6. 82-9½, Pauline Conwell, Angels T & F.
- Team Standing**—Seattle Olympic Club 75, Angels Track Team 59, Richmond Track & Field 47, Kalispell Timberettes 42, Lethbridge Track & Field 36, Lebanon Track & Field 36, Okanogan Track & Field 14, Spokane Athletic Club 14, Hot Springs Girls Track 10, Riverdale High School 1.

NATIONAL AAU JR. WOMEN'S

OUTDOOR CHAMPIONSHIPS

At Poplar Bluff, Missouri

July 8-9, 1966

- 100-Yard Dash**—11.2, Nancy Benson, Valley of Sun T.C.; 2. 11.4, Mary Horelick, Westport Rec.; 3. 11.6, Martha Irwin, Texas Track Club; 4. 11.6, Cathy Wade, Unatt.; 5. 12.0, Karen Wilbert, Unatt.; 6. 12.1, tie between Vicki Lind, Colorado Rockettes, and Karla Hoggard, SEMO T.C.
- 220-Yard Dash**—1. 25.4, Nancy Benson, Valley of the Sun T.C.; 2. 25.6, Kathryn Carlson, Westport Rec.; 3. 26.2, Martha Irwin, Texas Track Club; 4. 26.6, Dianne Yancey, Texas Track Club; 5. 26.9, Darlene Green, Valley of the Sun T.C.; 6. 26.9, Kay Cox, Unatt.
- 440-Yard Dash**—1. 56.7, Lois Drinkwater, Valley of the Sun T.C.; 2. 57.2, Donna Jackson, Westport Rec.; 3. 58.6, Dianne Knight, Cullen Jr. High; 4. 60.5, Vicki Lind, Colorado Rockettes; 5. 61.4, Judy Toenebohn, Ozark T.C.; 6. 64.2, Mary Hokanson, Michigammas.
- 880-Yard Run**—1. 2:11.7, Francie Kraker, Michigammas; 2. 2:13.0, Lori Schutt, Unatt.; 3. 2:19.5, Ruth Brand, Valley of the Sun T.C.; 4. 2:20.7, Vonnie Perrine, Michigammas; 5. 2:21.5, Judy Zinghiem, Santa Anna T.C.; 6. 2:27.8, Linda McCain, Unatt.
- 1500-Meter Run**—1. 4:43.0, Lori Schutt, Unatt.; 2. 4:43.7, Francie Kraker, Michigammas; 3. 4:55.7, Judy Zinghiem, Santa Anna T.C.; 4. 4:55.9, Ruth Brand, Valley of the Sun T.C.; 5. 5:12.5, Vonnie Perrine, Michigammas; 6. 5:18.8, Janie Schulte, Michigammas.
- 80-Meter Hurdles**—11.5, Kathryn Carlson, Westport Rec.; 2. 12.1, Kay Cox, Unatt.; 3. 12.1, Cathy Wade, Unatt. 4. 12.3, Marsha Null, Texas Track Club; 5. 12.6, Kathryn Draggamann, Michigammas; 6. 13.2, Nancy Linnemann, Adel Track Club.
- 440-Yard Relay**—1. 50.6, Valley of the Sun T.C.; 2. 52.6, Central Northern T.C.; 3. 53.1, SEMO T.C.; 4. 54.0, David Lipscomb T.C.; 5. 54.6, Madrid T.C.; 6. 55.2, Liberty Lions T.C.
- 880-Yard Medley Relay**—1. 1:57.7, Westport Rec.; 2. 1:52.2, Texas Track Club; 3. 2:00.1, Abilene Track Club; 4. 2:00.3, SEMO T.C.; 5. 2:02.5, Adel T.C.; 6. 2:03.0, David Lipscomb.
- High Jump**—1. 5-3, Susan Taft, Westport Rec.; 2. 5-0, Kathy Draggamann, Michigammas; 3. 4-10, Kay Cox, Unatt.; 4. 4-10, tie between Barbara Bollinger, SEMO T.C., and Wanda Winkenwader; 6. 4-8, tie between Cathy Wade, Unatt. and Mollie Bolden, Central Northern T.C.
- Shot Put**—1. 37-8, Cindy Jones, Michigammas; 2. 36-11, Connie Travagliante, Unatt.; 3. 34-7½, Gloria Hall, Madrid T.C.; 4. 31-6, Cherri Lawson, Liberty Lions; 5. 29-11½, Wendy Marshauss, SEMO T.C.; 6. 29-11½, Marsha Null, Texas Track Club.
- Discus**—1. 103-6, Mary Hill, Texas Track Club; 2. 101-3, Cindy Jones, Michigammas; 3. 97-11, Cherri Lawson, Liberty Lions T.C.; 4. 95-9, Connie Travagliante, Unatt.; 5. 91-0, Ann Edison, Ozark T.C.; 6. 86-0, Barbara Bollinger, SEMO T.C.
- Long Jump**—1. 17-0½, Susan Taft, Westport T.C.; 2. 16-5¼, Vicki Lind, Colorado Rockettes; 3. 16-2, Kay Aubrecht, Ozark T.C.; 4. 15-7, Ethel Ford, SEMO T.C.; 5. 15-2¼, Cathy Stephenson, Unatt.; 6. 15-2, Melissa Bennett, Valley of the Sun T.C.
- Javelin**—1. 113-3, Mary Hill, Texas Track Club; 2. 100-10½, Linda Manning, Central-Northern T.C.; 3. 94-9½, Connie Travagliante, Unatt.; 4. 89-2, Debbie Jones, Unatt.; 5. 86-4, Ann Edison, Ozark, T.C.; 6. 83-9½, Wendy Marshauss, SEMO T.C.
- Team Score**: Westport Recreation Commission, 64; Michigammas, 54; Valley of the Sun, 53; Texas Track Club, 49; SEMO Track Club, 21½; Central-Northern Track Club, 16½; Colorado Rockettes, 12½; Ozark Track Club, 12; Liberty Lions Track Club, 11; Madrid Track Club, 8; tie among Abilene Track Club and Cullen Jr. High, Santa Anna Track Club; 6; David Lipscomb Track Club, 5; the between Adel Track Club and Topeka Cosmos Club, 3.

ALL-AMERICAN INVITATIONAL

Berkeley, California

July 16-17, 1966

- 80-Meter Hurdles**—1. 11.0, Cherrie Sherrard, Laurel; 2. 11.1, Mamie Rallins, Chicago; 3. 11.5, Denise Paschal, Laurel; 4. 12.1, Tammy Davis, Tennessee State.
- 100 Meters**—1. 11.6, Barbara Ferrell, Los Angeles Mercuresses; 2. 11.7, Wyomia Tyus, Tennessee State; 3. 11.7, Edith McGuire, Tennessee State; 4. 12.0 Pernetta Glenn, Compton, Calif.; 5. 12.0, Irene Obara, Laurel.
- 200 Meters**—1. 23.6, Edith McGuire, Tennessee State; 2. 23.8, Barbara Ferrell, Los Angeles Mercuresses; 3. 24.8, Wyomia Tyus, Tennessee State; 4. 25.1, Kathy Hammond, Sacramento; 5. 25.2, Pernetta Glenn, Compton.
- 400 Meters**—1. 53.8, Charlette Cooke, Los Angeles Mercuresses; 2. 55.4, Kathy Hammond, Wills Spikettes; 3. 56.4, Chris Iverson, San Fernando; 4. 56.4, Francie Kraker, Ann Arbor; 5. 56.8, Delores Stoneback, Seattle.
- 800 Meters**—1. 2:04.7, Charlotte Cooke, Los Angeles Mercuresses; 2. 2:05.1, Doris Brown, Seattle; 3. 2:07.6, Francie Kraker, Ann Arbor, Mich.; 4. 2:16.6, Marie Mulder, Washington, D. C.; 5. 2:13.0, Paula Schmidt, Millbrae, Calif.
- 400 Meter Relay**—1. 45.9, (Willye White, Cherrie Sherrard, Mamie Rallins, Barbara Ferrell) U.S. "A" team; 2. 45.9, U.S. "B" team; 3. 47.9, Oakland Oakettes; 4. 48.6, Laurel TC.
- Long Jump**—1. 20-4½, Willye White, Mayor Daily TC; 2. 19-10½, Martha Watson, Tenn. State; 3. 19-6¼, Denise Paschal, Laurel TC; 4. 18-3½, RaNae Bair, San Diego Women's TC
- High Jump**—1. 5-8, Estelle Baskerville, Unatt.; 2. 5-6, Eleanor Montgomery, Cleveland Striders; 3. 5-2, Fran Parham, Unatt.; 4. 5-0, Delores Stoneback, Seattle
- Shotput**—1. 47-0½, Lynn Graham, Unatt.; 2. 44-3¼, Carol Moseke, Unatt.; 3. 42-7½, Pat Winslow, Millbrae, Calif.; 4. 42-5, Cynthia Wyatt, Unatt.; 5. 40-3¼, Janis May, Millbrae, Calif.
- Discus**—1. 165-4½, Carol Moseke, Beatrice, Neb.; 2. 146-8, Nancy Norbert, Palo Alto, Calif.; 3. 146-6, Cynthia Wyatt, Buffalo, N.Y.
- Javelin**—1. 188-11, RaNae Bair, San Diego; 2. 183-5½, Barbara Friedrich, New Jersey AC; 3. 154-0, Billie Flack, Millbrae, Calif.

LOS ANGELES INVITATIONAL

Los Angeles, Calif.

July 23-24, 1966

- 100 Meters**—1. 11.5, Wyomia Tyus, USA; 2. 11.6, Barbara Ferrell, USA; 3. 11.6, Edith McGuire, USA; 4. 11.7, Jennifer Lamy, Australia; 5. 12.0, Diane Burge, Australia.
- 200 Meters**—1. 23.3, Edith McGuire, USA; 2. 23.4, Barbara Ferrell, USA; 3. 23.7, Jennifer Lamy, Australia; 4. 23.7, Wyomia Tyus, USA; 5. 23.8, Joyce Bennett, Australia.
- 400 Meters**—1. 53.3, Judy Pollock, Australia; 2. 53.8, Charlette Cooke, USA; 3. 54.7, Deidre Atkinson, Great Britain; 4. 54.9, Joy Grieveson, Great Britain; 5. 55.0, Kethy Hammond, USA.
- 400 Meter Relay**—1. 45.4, (Willye White, Wyomia Tyus, Barbara Ferrell, Edith McGuire), USA; 2. 46.6, (Joy Grieveson, Deidre Atkinson, Mary Rand, Jill Hall), Great Britain.
- 80 Meter Hurdles**—1. 10.6, Pam Kilborn, Australia; 2. 10.8, Cherrie Sherrard, USA; 3. 11.2, Mary Rand, Great Britain; 4. 11.2, Mamie Rallins, USA; 5. 11.2, Denise Paschal, USA.
- Long Jump**—20-11, Mary Rand, Great Britain; 2. 20-8½, Willye White, USA; 3. 20-4, Helen Frith, Australia; 4. 20-¼, Denise Paschal, USA; 5. 19-10¾, Martha Watson, USA.
- High Jump**—5-9, Michele Brown, Australia; 2. 5-9, Robyn Woodhouse, Australia; 3. 5-6, Eleanor Montgomery & Estelle Baskerville (tie), USA; 4. 5-6, Mary Rand, Great Britain.
- Shot Put**—1. 53-11¼, Valerie Young, New Zealand; 2. 49-6½, Lynn Graham, USA; 3. 49-2, Jean Roberts, Australia; 4. 49-½, Diane Charteris, New Zealand; 5. 43-10½, Cindy Wyatt, USA.
- Discus**—159-1, Jean Roberts, Australia; 2. 158-0, Carol Moseke, USA; 3. 155-1, Diane Charteris, New Zealand; 4. 154-0, Valerie Young, New Zealand; 5. 153-3, Cindy Wyatt, USA.
- Javelin**—181-6, RaNae Bair, USA; 2. 174-2, Anna Boscon, Australia; 3. 171-4, Barbara Friedrich, USA; 4. 152-3, Babs Brandin, USA; 5. 150-7, Margaret Parker, Australia.

A.A.U. DISTRICT ASSOCIATION WOMEN'S TRACK AND FIELD CHAMPIONSHIPS

100 Yds. 220 Yds. 440 Yds. 880 Yds. Mile 880 Medley 3000 M. Stplchs. 2 Mile Walk 120 Yd. H.H. 440 Yd. Relay Pole Vault High Jump 4 Kilo Shot Put Hammer Throw Long Jump Discus Throw Triple Jump Javelin Throw 6 Mile Run 80 Meter Hurdles 50 Yd. Hurdles	Michigan Babridge, 2:29.3 Detroit TC, 1:57.5	Middle Atlantic Sowden, 11.5 Pyett, 26.1 Smith, 58.9 Royal, 2:25.6 Royal, 5:26.1 Del. T&F "A", 49.6 Johnson, 5-0 Washington, 39-4½ Lux, 17-¾ Washington, 130-5½ Dawson, 123-11	Midwestern Schran, 10.7 Schran, 26.1 Inskeep, 63.6 Walker, 2:40.4 Topeka, 52.4 Neal, 4-10 Moseke, 43¾ Neal, 18-0 Moseke, 43-¼ Moseke, 136-10 Dyer, 11.8	Minnesota Turner, 11.3 Turner, 25.3 Sommers, 61.4 Sommers, 2:25.7 Thompson, 50.6 DeJong, 4-11½ Ward, 35-6¼ Thompson, 18-7½ Ophoff, 12.4 Ophoff, 7.1	Mo. Valley Fleming, 10.8 Schram, 26.3 Knight, 59.9 Knight, 2:29.4 Topeka, 50.2 Alston, 5-1½ Moseke, 48-8 Dyer, 16-11½ Moseke, 152-2 Moseke, 141-6 Dyer, 11.8
---	---	--	---	--	--

100 Yds. 220 Yds. 440 Yds. 880 Yds. Mile 880 Medley 3000 M. Stplchs. 2 Mile Walk 120 Yd. H.H. 440 Yd. Relay Pole Vault High Jump 4 Kilo Shot Put Hammer Throw Long Jump Discus Throw Triple Jump Javelin Throw 6 Mile Run 80 Meter Hurdles	Montana Peterson, 11.5 Riedel, 26.5 Kembel, 63.7 Riedel, 2:46.0 Maglike, 6:09.4 Billings, 1:56.0 Laurel, 54.9 Peterson, 5-3 Putman, 35-11¼ Kembel, 16-3 Lauckner, 106-8 Putman, 121-11½	New Jersey Wallace, 11.9 Wallace, 27.5 Fitzgerald, 1:04.2 Yorke, 2:29.4 Friedrich, 4-10 Whitehead, 38-7 Whitehead, 120-11 Friedrich, 173-9 Rawcliffe, 11.6	New Mexico McKenzie, 11.2 McKenzie, 27.3 Clemmer, 1:04 Highland A, 2:06.9 Highland A, 55.7 Hurley, 4-8 Stout, 36-6 Collins, 16-2¾ Stout, 101-7¼ Collins, 9.8 (70 yd. hurdle)	Niagara Logue, 11.5 Logue, 26.0 Smith, 64.0 Porter, 2:39 Clarence, 53.4 Grubb, 4-7 Wyatt, 44-6 Logue, 16-9 Wyatt, 131-10½ Wyatt, 101-10	Oklahoma Reed, 11.8 Reed, 25.3 Lingg, 4-8 Shaw, 31-8 Hogan, 104-7½ Shaw, 122-3¾ Lingg, 12.6
---	--	--	--	--	---

A.A.U. DISTRICT ASSOCIATION WOMEN'S TRACK AND FIELD CHAMPIONSHIPS

100 Yds. 220 Yds. 440 Yds. 880 Yds. Mile 880 Medley 3000 M. Stplchs. 2 Mile Walk 120 Yd. H.H. 440 Yd. Relay Pole Vault High Jump 4 Kilo Shot Put Hammer Throw Long Jump Discus Throw Triple Jump Javelin Throw 6 Mile Run 80 Meter Hurdles	Pacific Obers, 11.2 Stallworth, 26.0 Hammond, 57.6 Byersdorfer, 2:15.8 Oakettes, 1:49.2 SF-Oakland, 48.8 Paschal, 5-0 Nay, 41-4 Paschal, 17-11 Norberg, 139-8 Slack, 143-6½ Sherrard, 11.3	Pacific Northwest Johnson, 11.5 Van Wolvelaere, 25.2 Foltz, 2:23.0 SOC, 51.0 Nelson, 5-3 Conwell, 39-9¾ Oades, 16-0 Thayer, 150-3½ Wiitamaki, 124-6½ VanWolvelaere, 11.6	Pacific Southwest Lenyoun, 11.1 Lenyoun, 25.6 DeStout, 2:29.9 S.D. M. Belles, 50.7* Parker, 5-2 Vernon, 33-11¼ Bair, 17-8½ Riddle, 128-2 Bair, 160-4¾ Hurt, 14.9	Rocky Mt. Hook, 12.0 Kniss, 27.8 Hampton, 63.6 Hughes, 2:29.4 Aurora, 54.0 Kroll, 4-4 Duvenceck, 31-2¾ Bahrych, 15-9¼ Brown, 102-9 Yost, 115-5 Balkenbush, 14.0	South Atlantic Torrence, 115.2 Torrence, 25.8 Smallwood, 2:20.0 Fredk. T.A.E., 1:45.0 Waters, 5-1½ Toole, 16-10¼
---	---	---	---	---	---

100 Yds. 220 Yds. 440 Yds. 880 Yds. Mile 880 Medley 3000 M. Stplchs. 2 Mile Walk 120 Yd. H.H. 440 Yd. Relay Pole Vault High Jump 4 Kilo Shot Put Hammer Throw Long Jump Discus Throw Triple Jump Javelin Throw 6 Mile Run 80 Meter Hurdles	Southern Williams, 11.6 Wilkerson, 26.5 Palmer, 63.4 Sterken, 2:38.9 Miss. T.C., 153.2 Miss. T.C., 50.2 Jerry, 4-7¼ Walker, 34-5½ Mashburn, 91-2 Smith, 122-7	Southern Pacific Cheng, 10.5 Morris, 24.0 Cooke, 55.8 Cooke, 2:10.6 SFVR, 1:50.9 Brown, 5-1 Brandin, 38-8½ Cheng, 19-2 Brandin, 113-3 Brandin, 159-7 Cheng, 10.7	Wisconsin Witha, 12.2 Powell, 31.0 Nekicha, 72.0 Witha, 4-9 Zimmerman, 33-8 Dixon, 15-9¼ Zimmerman, 97-8½ Sabboth, 84-8½
---	--	--	---

1966 TOP TEN OUTDOOR PERFORMANCES

Women

- 100 Yards**—10.5, Barbara Ferrell, L.A. Mercuresses, Frederick, Md., 7/1; 10.5, Wyomia Tyus, Tenn. State U, Frederick, Md., 7/2; 10.7 Dee Debusk, Santa Ynez TC, Lemoore, Cal., 6/18; 10.7 Shirley Lenyoun, SDT & FA, San Diego, Cal., 6/4; 10.8, Regina Wade, Ft. Worth TC; Houston, Tex., 3/19; 10.8, Ronda Flemming, St. Louis Blues, Topeka, Kan., 5/28; 10.8, Pat Atkins, Texas So. U, Frederick, Md., 7/1; 10.8, Mattline Render, Tenn. State U, Frederick, Md., 7/1; 10.8, Edith McGuire, Tenn. State U, Frederick, Md., 7/2; 10.8, Charlette Cooke, L.A. Mercuresses, Pasadena, Cal., 7/31; 10.8, Margaret Johnson, Oregon TC, Eugene, Oreg., 8/20.
- 100 Meters**—11.5, Wyomia Tyus, USA, Los Angeles, Cal., 7/23; 11.6, Barbara Ferrell, L.A. Mercuresses, Berkeley, Cal., 7/16; 11.6, Edith McGuire, USA, Los Angeles, Cal., 7/23; 11.7, Elizabeth Coleman, Phila. Hawks, New York, N. Y., 8/7; 11.9, Kay Johnson, FT & FC, Mexico City, Mex., 4/17; 12.0, Pernetta Glenn, Compton TC, Los Angeles, Cal., 6/4; 12.0, Wanda Birchette, Atoms TC, New York, N.Y., 8/7; 12.0, Charlette Cooke, L.A. Mercuresses, Los Angeles, Cal., 6/4; 12.0, Irene Obera, Laurel TC, Berkeley, Cal., 7/16.
- 220 Yards**—23.8, Wyomia Tyus, Tenn. State U, Frederick, Md., 7/2; 23.8, Margaret Johnson, Oregon TC, Eugene, Oreg., 8/20; 23.9, Barbara Ferrell, L.A. Mercuresses, Frederick, Md., 7/2; 24.0, Edith McGuire, Tenn. State U, Frederick, Md., 7/1; Frederick, Md., 7/2; 24.0, Edith McGuire, Pasadena, Cal., 5/1; 24.3, Shirley 24.2, Charlette Cooke, L.A. Mercuresses, Pasadena, Cal., 5/1; 24.3, Shirley Lenyoun, SDA & FA, San Diego, Cal., 6/4; 24.6, Chris Iverson, SFVR Club, Lemoore, Cal., 6/18; 24.8, Karen Nelson, Oregon TC, Eugene, Oreg., 8/20; 24.8, Deborah Johnson, Phila. Womens TC, Frederick, Md., 7/2; 24.9, Norma Harris, MDYF, Frederick, Md., 7/1; 24.9, Irene Obera, Laurel TC, Paradise, Cal., 7/9.
- 200 Meters**—23.6, Edith McGuire, Tenn. State U, Berkeley, Cal., 7/17; 23.8, Barbara Ferrell, L.A. Mercuresses, Berkeley, Cal., 7/17; 24.8, Wyomia Tyus, Tenn. State U, Berkeley, Cal., 7/17; 25.0, Pat Kraft, L.I. Mercuresses, Queens, N. Y., 6/12; 25.1, Kathy Hammond, Will's Spiketees, Berkeley, Cal., 7/17; 25.2, Pernetta Glenn, Compton TC, Berkeley, Cal., 7/17; 25.3, Pat VanWolvelaere, Angels TC, Issaquah, Wash., 5/21; 25.3, Dee Debusk, Santa Ynez TC, Berkeley, Cal., 7/17; 25.4, Janet Johnson, Falcon TC, Auburn, Wash., 5/14; 25.4, Cherrie Sherrard, Laurel TC, Millbrae, Cal., 8/13.
- 440 Yards**—53.3, Charlette Cooke, L.A. Mercuresses, San Diego, Cal., 6/11; 55.7, Dolores Stoneback, Seattle OC, Frederick, Md., 7/2; 55.7, Chris Iverson, SFVR Club, Frederick, Md., 7/2; 56.2, Jarvis Scott, L.A. Mercuresses, Los Angeles, Cal., 6/4; 56.7, Jane Burnett, American U, Clifton Park, Md., 5/21; 56.7, Lois Drinkwater, Valley of Sun TC, Poplar Bluff, Mo., 7/9; 56.7, Doris Brown, Falcon TC, Tacoma, Wash., 7/9; 57.0, Donna Jackson, Westport Rec., Wilmington, Del., 6/19; 57.1, Pat VanWolvelaere, Angels TC, Edmonds, Wash., 8/5; 57.5, Linda Green, Long Beach Comets, Pasadena, Cal., 7/31.
- 400 Meters**—53.0*, Charlette Cooke, L.A. Mercuresses, San Diego, Cal., 6/11; 55.0, Kathy Hammond, USA, Los Angeles, Cal., 7/24; 56.4, Chris Iverson, SFVR Club, Berkeley, Cal., 7/17; 56.4, Francie Kraker, SE Michigramms, Berkeley, Cal., 7/17; 56.7, Jarvis Scott, L.A. Mercuresses, Santa Monica, Cal., 7/9; 56.8, Dolores Stoneback, Seattle OC, Berkeley, Cal., 7/17; 58.5, Sharon Withers, Texas TC, Mexico City, Mex., 4/11; 58.6, Linda Green, Long Beach Comets, Mexico City, Mex., 7/17; 59.6, Marie Mulder, USA, Tel Aviv, Israel, 5/4; 59.6, Nathalie Rocha, SC Missiles, Santa Monica, Cal., 7/9; 59.6, Diedia Moore, Atoms TC, Queens, N. Y., 6/12.
- *440 yds. less .03 sec.
- 880 Yards**—2:04.6, Charlette Cooke, USA, Los Angeles, Cal., 7/23; 2:05.8, Doris Brown, USA, Los Angeles, Cal., 7/23; 2:06.2, Madeline Manning, Cleve Div Rec., Frederick, Md., 7/2; 2:06.7, Francie Kraker, USA, Los Angeles, Cal., 7/23; 2:12.7, Lori Schutt, Bloomington, Ill., Frederick Md., 7/2; 2:13.2, Nathalie Rocha, SC Missiles, Lemoore, Cal., 6/18; 2:13.5, Marie Mulder, Washington Spiketees, Frederick, Md., 7/1; 2:13.5, Sandra Knott, Cleve Div Rec, Frederick, Md., 7/2; 2:13.8, Linda Green, Long Beach Comets, Lemoore, Cal., 6/18; 2:14.7, Paula Schmidt, Millbrae Lions, Frederick, Md., 7/1.
- 800 Meters**—2:03.8, Charlette Cooke, USA, Los Angeles, Cal., 7/23; 2:05.1, Doris Brown, Falcon TC, Berkeley, Cal., 7/17; 2:05.9, Francie Kraker, USA, Los Angeles, Cal., 7/23; 2:12.6, Marie Mulder, Washington Spiketees, Berkeley, Cal., 7/17; 2:13.0, Paula Schmidt, Millbrae Lions, Berkeley, Cal., 7/17; 2:21.4, Doris Frazier, Atoms TC, Queens, N. Y., 6/12; 2:23.8, Linda Green, Long Beach Comets, Mexico City, Mex., 7/17; 2:25.7, Kate Wall, Dobbs Ferry, N. Y., Queens, N. Y., 6/12; 2:26.6, Vicki Foltz, Seattle OC, Auburn, Wash., 5/14; 2:27.0, Yolanda McCarty, Compton TC, Mexico City, Mex., 7/17.
- 1500 Meters**—4:20.2, Doris Brown, Falcon TC, Frederick, Md., 7/2; 4:36.6, Marie Mulder, Washington Spiketees, Frederick, Md., 7/2; 4:37.3, Francie Kraker, SE Michigramms, Frederick, Md., 7/2; 4:39.7, Lori Schutt, Bloomington, Ill., Frederick, Md., 7/2; 4:42.9, Cathy DeStout, SDWT & FA, Frederick, Md., 7/2; 4:47.0, Vicki Foltz, Seattle OC, Auburn, Wash., 7/23; 4:48.1, Shelly Marshall, Atoms TC, Queens, N. Y., 6/12; 4:49.9, Kathy McIntyre, L.I. Mercuresses, Queens, N. Y., 6/12; 4:51.8, Nathalie Rocha, SC Missiles, Walnut, Cal., 5/29; 4:52.2, Suzy Byersdorfer, Will's Spiketees, Sacramento, Cal., 6/11.
- 80 Meters Hurdles**—10.7, Cherrie Sherrard, Laurel TC, Frederick, Md., 7/2; 11.0, Mamie Rallings, MDYF, Frederick, Md., 7/1; 11.1, Tammy Davis, Tenn. State U, Frederick, Md., 7/2; 11.2, Violet Dunn, L.A. Mercuresses, Lemoore, Cal., 6/18; 11.3, Denise Paschal, USA, Los Angeles, Cal., 7/24; 11.5, Kathy Carlson, Westport Rec., Wilmington, Del., 6/19; 11.5, Pat VanWolvelaere, Angels TC, Richmond, Can., 8/26; 11.6, Gail Boyd, Oregon TC, Eugene, Oreg., 8/20; 11.7, Linda Crawford, Oakland Oaketees, Millbrae, Cal., 4/16; 11.7, Barbara Brown, NY-PAL, Quantico, Va., 5/7.
- 100 Meters Hurdles**—27.4, Pat VanWolvelaere, Angels TC, Frederick, Md., 7/1; 27.7, Kathy Carlson, Westport Rec., Wilmington, Del., 6/15; 27.9, Mamie Rallings, MDYF, Frederick, Md., 7/1; 28.4, Cherrie Sherrard, Laurel TC, Lemoore, Cal., 6/18; 28.9, Violet Dunn, L.A. Mercuresses, Frederick, Md., 7/1; 29.1, Denise Paschal, Laurel TC, Sacramento, Cal., 6/11; 29.1, Lottie Thomas, Detroit TC, Frederick, Md., 7/1; 29.3, Ginger Smith, Delaware TC, Wilmington Del., 6/16; 30.1, Judy Rawliff, Indian TC, Frederick, Md., 7/1; 30.3, Deanne Kurth, Unatt., Lemoore, Cal., 6/18.
- 440 Yards Hurdles**—45.7, Tennessee State University "A" Team, Frederick, Md., 7/2; 47.5, Tennessee State University "B" Team, Frederick, Md., 7/2; 47.5, Detroit Track Club, Frederick, Md., 7/2; 47.7, Texas Southern University, Frederick, Md., 7/2; 47.8, Oregon Girls Track Club, Frederick, Md., 7/2; 47.8, Laurel Track Club, Frederick, Md., 7/2; 48.1, New York-Police Athletic League, Quantico, Va., 5/6; 48.3, Delaware Track Club, Frederick, Md., 7/2; 48.5, Fort Worth Track Club, Houston, Tex., 3/19; 48.5, Los Angeles Mercuresses, Hanford, Cal., 4/23; 48.5, Iowa Track Club, Des Moines, Ia., 4/30.
- 400 Meters Relay**—48.8, USA National Team, Los Angeles, Cal., 7/23; 45.9, USA National "A" Team, Berkeley, Cal., 7/16; 45.9, USA National "B" Team, Berkeley, Cal., 7/16; 47.9, Oakland Oaketees, Berkeley, Cal., 7/16; 48.2, Los Angeles Mercuresses, Santa Monica, Cal., 7/9; 48.6, Laurel Track Club, Berkeley, Cal., 7/16; 49.6, Atoms Track Club "A" Team, Queens, N. Y., 6/12; 51.0, Long Island Mercuresses, Queens, N. Y., 6/12; 51.6, Atoms Track Club "B" Team, Queens, N. Y., 6/12; 52.8, Seattle Olympic Club, Auburn, Wash., 5/14.
- 880 Yards Medley Relay**—1:44.3, Cleveland Division Rec., Frederick, Md., 7/2; 1:46.9, Westport Recreation Commission, Frederick, Md., 7/2; 1:47.0, Angels Track Club, Frederick, Md., 7/2; 1:47.5, Long Beach Comets, Frederick, Md., 7/2; 1:47.6, Will's Spiketees, Frederick, Md., 7/2; 1:48.3, Oregon Girls Track Club, Frederick, Md., 7/2; 1:48.6, Los Angeles Mercuresses, San Diego, Cal., 6/4; 1:49.2, Oakland Oaketees, Sacramento, Cal., 6/11; 1:50.9, S. F. V. R. Club, Walnut, Cal., 5/29; 1:51.8, Millbrae Lions Club, Millbrae, Cal., 4/16.
- High Jump**—5.8, Estelle Baskerville, Tenn. State U, Berkeley, Cal., 7/16; 5.7, Eleanor Montgomery, Tenn. State U, Frederick, Md., 7/2; 5.4, Pat Clark, NY-PAL, Frederick, Md., 7/2; 5.4, Diane Water, FT & FC, Frederick, Md., 7/2; 5.4, Connie Peterson, Timberettes (Mont), Frederick, Md., 7/2; 5.34, Denise Paschal, Laurel TC, Pleasant Hills, Cal., 3/26; 5.33, Dolores Stoneback, Seattle OC, Seattle, Wash., 5/20; 5.3, Denise Pater, SDWT & FA, Hanford, Cal., 4/23; 5.3, Terrezine Brown, un-Los Angeles, Cal., Los Angeles, Cal., 5/15; 5.3, Susan Tefft, Westport Rec., Poplar Bluff, Mo., 7/9.
- Long Jump**—20-8½, Willye White, USA, Los Angeles, Cal., 7/24; 20-5¼, Martha Watson, Tenn. State Univ., Long Beach, Cal., 7/9; 20-2¼, Denise Paschal, USA, Los Angeles, Cal., 7/24; 19-11½, Beth McBride, Liberty AC, Frederick, Md., 7/2; 18-10½, Barbara Emerson, Crown Cities TC, Los Angeles, Cal., 5/15; 18-8¼, Pat Winslow, Millbrae Lions, Millbrae, Calif., 8/13; 18-4¾, Ordella Smith, Crown Cities TC, Walnut, Cal., 5/29; 18-3½, RaNaë Bair, SDWT & FA, San Diego, Cal., 6/25; 18-0, Ardes Neal, Topeka CC, Wahoo, Neb., 5/7; 17-10, Jane Phineas, Long Beach Somets, Santa Barbara, Cal., 6/25.
- 4 Kilo Shot Put**—49-6½, Lynn Graham, USA, Los Angeles, Cal., 7/24; 44-6, Carol Moseke, Beatrice TC, Beatrice, Neb., 6/18; 43-10½, Cynthia Wyatt, USA, Los Angeles, Cal., 7/24; 43-6, Marion Seidler, Greater Atlanta T&F Frederick, Md., 7/2; 42-7½, Pat Winslow, Millbrae Lions, Berkeley, Cal., 7/16; 42-4¾, Janis Nay, Millbrae Lions, Paradise, Cal., 7/9; 40-10½, Marion Washington, Delaware TC, Wilmington, Del., 5/29; 40-9, Babs Brandin, Crown Cities TC, Santa Ana, Cal., 4/17; 40-5¾, Lurline Hamilton, LSU, Baton Rouge, La., 5/14; 40-2½, Lynda Spaulding, Joliet, Mont., Laurel, Mont., 6/4.
- Discus**—165-4½, Carol Moseke, Beatrice TC, Berkeley, Cal., 7/17; 154-7, Helen Thayer, Falcon TC, Seattle, Wash., 6/18; 153-3½, Cynthia Wyatt, USA, Los Angeles, Cal., 7/23; 149-0, Nancy Norberg, Palo Alto, Cal., Lafayette, Cal., 4/30; 139-7, Marion Washington, Delaware TC, Wilmington, Del., 5/29; 135-½, Mary McDonald, Oregon TC, Eugene, Oreg., 8/20; 132-9, Raneë Kleitchka, Beatrice TC, Frederick, Md., 7/2; 129-10, Toni Riddle, SDWT & FA, Simi, Cal., 5/22; 129-4, Pauline Conwall, Angels TC, Auburn, Wash., 8/20; 127-9, Lurline Hamilton, LSU, Mexico City, Mex., 4/17.
- Javelin**—188-11, RaNaë Bair, SDWT & FA, Berkeley, Cal., 7/17; 183-5½, Barbara Friedrich, Shore AC, Berkeley, Cal., 7/17; 166-9, Babs Brandin, Crown Cities TC, Hanford, Cal., 4/23; 161-0, Lurline Hamilton, LSU, Baton Rouge La., 5/14; 159-3, Louise Gerrish, SE Michigramms, Frederick, Md., 7/2; 154-0, Eleanor Slack, Millbrae Lions, Berkeley, Cal., 7/17; 151-2, Jean Sweeney, Ohio TC, Frederick, Md., 7/2; 150-7, Linda Havelation, Crown Cities TC, Santa Barbara, Cal., 6/25; 149-5, Toni Riddle, SDWT & FA, Simi, Cal., 5/22; 148-4½, Jan Kendrick, Conaven, Cal., Walnut, Cal., 5/29.

Girls

- 50 Yards**—5.9, Georgia Johnson, Metro TC, Frederick, Md., 6/30; 5.9, Pernetta Glenn, Compton TC, Frederick, Md., 6/30; 5.9, Shirley Moland, Stockton TC, Lemoore, Cal., 6/18; 5.9, Jenda Jones, Phoenix, Ariz., Frederick Md., 6/30; 6.0, Brenda Black, SFVR Club, Pasadena, Cal. 5/1; 6.0, Iris Davis, Tenn. State U, Frederick, Md., 6/30; 6.0, Carolyn Coleman, Detroit TC, Frederick, Md., 6/30; 6.0, Gretchin Brown, Ohio TC, Frederick, Md., 7/1; 6.1, Sixteen (16) girls with this time.
- 100 Yards**—10.7, Pernetta Glenn, Compton TC, Lemoore, Cal., 6/18; 10.7, Jenda Jones, Phoenix, Ariz., Frederick, Md., 6/30; 10.8, Roxy Loque, Alfred, N. Y., Frederick, Md., 6/30; 10.9, Shirley Lenyoun SDWT & FA, San Diego, Cal., 3/12; 10.9, Mildred Netta, Tenn. State U, Frederick, Md., 6/30; 10.9, Janice Hughes, Oregon TC, Frederick, Md., 6/30; 10.9, Iris Davis, Tenn. State U, Frederick, Md., 7/1; 10.9, Ronda Flemming, St. Louis Blues, Frederick, Md., 7/1; 11.0, Evelyn Hamilton, Oakland Oakettes, Lemoore, Cal., 6/18; 11.1, Margaret Johnson, Oregon TC, Frederick, Md., 6/30; 11.1, Brenda Black, SFVR Club, San Diego, Cal., 6/4.
- 220 Yards**—24.5, Pat Van Wolvelaere, Angels TC, Paradise, Cal., 7/9; 24.7, Georgia Johnson, Metro TC, Frederick, Md., 7/1; 24.8, Janice Hughes, Oregon TC, Frederick, Md., 6/30; 24.8, Margaret Johnson, Oregon TC, Frederick, Md., 6/30; 24.9, Jenda Jones, Phoenix, Ariz., Adams City, Colo., 5/28; 25.0, Shirley Lenyoun, SDWT & FA, San Diego, Cal., 3/12; 25.0, Karen Dennis, Detroit TC, Frederick, Md., 6/30; 25.0, Mildred Netter, Tenn. State U, Frederick, Md., 6/30; 25.1, Daisy Booker, Long Beach Comets, Santa Ana, Cal., 3/13; 25.1, Kim Theil, SDWT & FA, Frederick, Md., 6/30.
- 440 Yards**—56.1, Kathy Hammond, Will's Spikettes, Frederick, Md., 7/1; 56.4, Dolores Stoneback, Seattle OC, Seattle, Wash., 6/4; 56.4, Donna Jackson, Westport Rec., Frederick, Md., 7/1; 57.0, Janene Jaton, Angels TC, Frederick, Md., 7/1; 57.1, Christi Smallwood, FT & FC, Frederick, Md., 7/1; 57.5, Diane Knight, 7/1; 57.1, Christi Smallwood, FT & FC, Frederick, Md., 7/1; 57.5, Diane Knight, Cullen Jr. HS, Frederick, Md., 7/1; 58.6, Dino Lowrey, Will's Spikettes, Hanford, Cal., 4/23; 58.6, Donna Simpson, MDYF, Frederick, Md., 7/1; 58.7, Lois Drinkwater, Valley of Sun TC, Phoenix, Ariz., 5/28; 58.9, Deborah Barridge, Detroit TC, Frederick, Md., 7/1.
- 880 Yards**—2:15.2, Suzy Byersdorfer, Will's Spikettes, Lemoore, Cal., 6/18; 2:15.2, Dino Lowrey, Will's Spikettes, Frederick, Md., 7/1; 2:15.7, Beth Hutson, Ohio TC, Frederick, Md., 6/30; 2:15.8, Cindy Steer, Nashau AC, Frederick, Md., 6/30; 2:17.2, Shelly Marshall, Atoms TC, Frederick, Md., 7/1; 2:17.6, Cindy Bucaro, SDWT & FA, Frederick, Md., 6/30; 2:18.0, Pat Noran, Crown Cities TC, Los Angeles, Cal. 5/15; 2:18.3, Judy Zingheim, SA Rockettes, Lemoore, Cal., 6/18; 2:18.4, Doria Cook, SC Missiles, Lemoore, Cal., 6/18; 2:18.9, Linda Green, LB Comets, Pasadena, Cal., 5/1; 2:18.9, Julia Brand, Baltimore Stridettes, Frederick, Md., 6/30.
- 50 Yards Hurdles**—6.5, Denise Paschal, Laurel TC, Frederick, Md., 6/30; 6.7, Lottie Thomas, Detroit TC, Frederick, Md., 7/1; 6.7, Lynette Jordan, Dighton, Kan., Frederick, Md., 6/30; 6.7, Gail Boyd Oregon TC, Frederick, Md., 7/1; 6.8, Pat Harper, Compton TC, Frederick, Md., 6/30; 6.9, Brenda Black, SFVR Club, San Diego, Cal., 6/4; 6.9, Beth McBride Liberty AC, Frederick, Md., 6/30; 6.9, Jane Phineas, LB Comets, Long Beach, Cal., 7/9; 6.9, Diane Spangler, Pasadena AA, San Diego, Cal., 6/4; 6.9, Diane Vann, Topeka CC, Frederick, Md., 7/1.
- 440 Yards Relay**—47.8, Detroit Track Club, Frederick, Md., 7/1; 48.3, Oregon Girls Track Club, Frederick, Md., 7/1; 48.4, Oakland Oakettes, Lemoore, Cal., 6/18; 48.4, Tennessee State University, Frederick, Md., 7/1; 48.6, Pennsylvania Athletic Club, Frederick, Md., 7/1; 48.8, Mississippi Track Club, Frederick, Md., 7/1; 48.9, St. Louis Blues, Frederick, Md., 7/1; 49.1, Stockton Track Club, Lemoore, Cal., 6/18; 49.1, Mayor Daley Youth Foundation, Frederick, Md., 7/1; 49.4, Compton Track Club, San Diego, Cal. 6/4.
- 880 Yards Relay**—1:42.5, Oakland Oakettes, Lemoore, Cal., 6/18; 1:42.7, Long Beach Comets, Frederick, Md., 7/1; 1:43.4, Oregon Girls Track Club, Frederick, Md., 7/1; 1:43.4, Detroit Track Club, Frederick, Md., 7/1; 1:44.0, Will's Spikettes, Frederick, Md., 7/1; 1:44.1, Atoms Track Club "A" Team, Frederick, Md., 7/1; 1:44.2, Seattle Olympic Club, Seattle, Wash., 6/18; 1:44.3, Cleveland Division Recreation, Frederick, Md., 7/1; 1:44.5, St. Louis Blues, Frederick, Md., 7/1; 1:44.6, Atoms Track Club "B" Team, Frederick, Md., 7/1.

High Jump—5-4½, Fran Parham, Iselton HS, Millbrae, Cal., 4/16; 5-4½, Brenda Crawford, Crown Cities TC, Compton, Cal., 5/8; 5-4, Diane Waters, FT & FC, Frederick, Md., 7/1; 5-3, Julie Farr, Ohio TC, Frederick, Md., 7/1; 5-2, Elaine Cony, Compton TC, Los Angeles, Cal. 5/15; 5-1½, Denise Paschal, Laurel TC, Hanford, Cal., 4/23; 5-1, Nancy Vieira, Lemoore HS, Hanford, Cal., 4/23; 5-1, Ural Perryman, Island HS, Hanford, Cal., 4/23; 5-0, Ordellia Smith, Crown Cities TC, Compton, Cal. 3/27; 5-0, Sandy Langevaim, LB Comets, Compton, Cal., 3/27; 5-0, Cynthia Brown, Oakland Oakettes, Oakland, Cal., 5/14; 5-0, Delores Stoneback, Seattle OC, Seattle, Wash., 6/4.

Long Jump—19-7¾, Beth McBride, Liberty AC, Frederick, Md., 7/1; 19-3¼, Denise Paschal, Laurel TC, Frederick, Md., 7/1; 18-8, Jane Phineas, LB Comets, Long Beach, Cal., 7/9; 18-7¾, Fran Parham, Iselton HS, Hanford, Cal., 4/23; 18-7, Ordellia Smith, Crown Cities TC, Frederick, Md. 7/1; 18-6, Barbara Emerson, Crown Cities TC, Frederick, Md., 7/1; 18-3¾, Linda Adams, Topeka CC, Frederick, Md. 7/1; 17-8½, Barbara Williams, Run for Fun, Miami, Fla., 5/7; 17-8, Cynthia Brown, Oakland Oakettes, Oakland, Cal., 5/14; 17-4, Kay Aubrecht, Edwardsville TC, St. Charles, Mo., 4/19.

1 LB Shot Put—43-9¼, Marion Seidler, Greater Atlanta TC, Frederick, Md., 7/1; 42-4¾, Pauline Conwell, Angels TC, Paradise, Cal., 7/9; 42-0, Rane Kletchka, Beatrice TC, Frederick, Md., 7/1; 41-9¼, Janis Nay, Millbrae Lions, Millbrae, Cal., 4/16; 40-5, Rae Bradshaw, Hanford HS, Millbrae, Cal., 5/28; 40-5, Sherry Calvert, SC Missiles, Lemoore, Cal., 6/18; 40-3¼, Mary Phillips, San Diego, San Diego, Cal., 4/30; 40-2, Charlotte Mencl, Beatrice TC, Cozad, Neb., 5/30; 39-6¼, Tama Levine, Pasadena AA, Compton, Cal., 5/8; 39-6¼, Melissa Corrum, Oregon TC, Frederick, Md., 7/1.

Discus—136-9, Rane Kletchka, Beatrice TC, Frederick, Md., 7/1; 128-8, Virginia Dearing, Santa Ynez TC, Santa Ynez, Cal., 4/3; 125-2, Sherry Calvert, SC Missiles, San Diego, Cal., 6/4; 119-2, Tama Levine, Pasadena AA, Simi, Cal., 5/22; 118-1, Nancy Vieira, Lemoore HS, Frederick, Md., 7/1; 117-8, Jean Toohey, Beatrice TC, Cozad, Neb., 5/30; 115-6, Linda Lanford, Santa Clara Valley TC, Paradise, Cal., 7/9; 115-3, Pauline Conwell, Angels TC, Paradise, Cal., 7/9; 115-1, Pat Lux, Delaware TC, Frederick, Md., 7/1; 114-9, Janis Nay, Millbrae Lions, Los Altos, Cal., 2/19.

Javelin—169-6, Barbara Friedrich, Shore AC, Frederick, Md., 7/1; 163-10, Louise Gerrish, SE Michigrammas, Cleveland, Ohio, 6/18; 155-10, Jean Sweeney, Ohio TC, Frederick, Md., 7/1; 149-11, Bayda Shelton, SDWT & FA, Simi, Cal., 5/22; 147-4, Beth Hollis, Crown Cities TC, Pasadena, Cal. 5/1; 146-10, Sherry Calvert, SC Missiles, Compton, Cal., 5/8; 144-5, Stephanie Adcock, SC Missiles, Lemoore, Cal., 6/18; 136-3, Terrie Wiley, San Diego, San Diego, Cal., 5/14; 135-0, A. Shleffan, SC Missiles, Los Angeles, Cal., 5/15; 133-3, Dianne Spangler, Pasadena AA, Pasadena, Cal., 5/1.

NATIONAL JR. WOMEN'S CROSS-COUNTRY CHAMPIONSHIPS


October 29, 1966

Bradford, Pennsylvania

1. 7:38, Shelley Marshall, Atoms TC; 2. 7:40, Dorisrazier, Atoms TC; 3. 7:49, Joy Porter, Fingerlakes TC; 4. 7:53, Diedre Moore, Atoms TC; 5. 8:12, Vicki Slagle, Johnstown, Pa.; 6. 8:29, Sandy Hammer, Met Club.

Team Champion: Fingerlakes Track Club, 36 points.

FIRST!



WILSON'S K6802 TRACK SHOE

First off the blocks, first at the tape, first in comfort and quality. Prime kangaroo uppers, "customized last" construction, foam cushioning, flexibond soles, detachable spikes — all aspects of this shoe add to its ultimate "feel", lightness and performance.

Wilson

Sporting Goods Co., Chicago
(A Subsidiary of Wilson & Co., Inc.)